

Results and Data

2020 Main Residency Match[®]

Requests for permission to use these data, as well as questions about the content of this publication or any National Resident Matching Program data, may be directed to NRMP at datarequest@nrmp.org.

Questions about the NRMP should be directed to Donna L. Lamb, D.HSc., M.B.A., B.S.N., President and CEO at admin@nrmp.org.

Suggested Citation

National Resident Matching Program, Results and Data: 2020 Main Residency Match®. National Resident Matching Program, Washington, DC. 2020.

To order copies of this publication, please contact:
National Resident Matching Program
2121 K Street, NW, Suite 1000, Washington, DC 20037
Phone: 202-400-2233, Fax: 202-354-4586

Price
(Shipping not included)
\$50.00 - RDMAIN2020

Copyright © 2020 National Resident Matching Program, 2121 K Street, NW, Suite 1000, Washington, DC 20037 USA. All rights reserved. Permission to use, copy and/or distribute any documentation and/or related images from this publication shall be expressly obtained from the NRMP.

NATIONAL RESIDENT MATCHING PROGRAM

2121 K Street, NW
Suite 1000
Washington, DC 20037

The NRMP is governed by a 19-member Board of Directors, including:

- Chair, Chair-Elect, Secretary/Treasurer, and Immediate Past Chair
- Two graduate medical education program directors
- Three medical students
- Three resident physicians, one of whom is an international medical graduate
- One public member

Officers

- **Chair: Steven J. Scheinman, M.D.**, President and Dean of the Geisinger Commonwealth School of Medicine
- **Chair Designate: Donna D. Elliott, M.D., Ed.D.**, Vice Dean for Medical Education, University of Southern California Keck School of Medicine
- **Secretary/Treasurer: Deborah S. Clements, M.D.**, Chair, Family and Community Medicine, Northwestern University Feinberg School of Medicine
- **Immediate Past Chair: Susan Guralnick, M.D.**, Associate Dean of Graduate Medical Education, University of California, Davis
- **President and Chief Executive Officer: Donna L. Lamb, D.HSc., M.B.A., B.S.N.**, National Resident Matching Program

Board Members, 2019-2020

- Zaid I. Almarzooq, M.B.B.Ch., Fellow Physician, Brigham and Women's Hospital
- Keith B. Armitage, M.D., Vice Chair for Education, Department of Medicine, University Hospital Case Medical Center
- Carol D. Berkowitz, M.D., F.A.A.P., F.A.C.E.P., Executive Vice Chair, Department of Pediatrics, Harbor-UCLA Medical Center
- E. Sander Connolly, Jr., M.D., Vice Chair, Department of Neurological Surgery, Columbia University College of Physicians and Surgeons
- Jessica G. Fried, M.D., Resident Physician, Hospital of the University of Pennsylvania
- Eriny Hanna, M.D. Candidate, Vanderbilt University School of Medicine
- Holly J. Humphrey, M.D., M.A.C.P., President, The Josiah Macy Jr. Foundation
- Michael G. Kavan, Ph.D., Associate Dean for Student Affairs, Creighton University School of Medicine
- Cathy Lazarus, M.D., Associate Dean for Student Affairs and Records, LSU Health Sciences Center, New Orleans
- Heather A. Lillemoe, M.D. Resident Physician, Vanderbilt University
- Ebony White-Manigault, M.P.H., M.D. Candidate, Wayne State University School of Medicine
- Daniel W. Morrissey, O.P., Public Member
- Edward S. Salsberg, M.P.A., Director of Health Workforce Studies, Health Workforce Institute, George Washington University
- Kenneth B. Simons, M.D., Senior Associate Dean for GME and Accreditation, Medical College of Wisconsin
- Thomas Wickham, D.O. Candidate, University of New England College of Osteopathic Medicine

Table of Contents

NRMP Board of Directors	i
About the NRMP	iv
Figure 1. Applicants and 1st Year Positions in The Match, 1952-2020	iv
Definitions.....	v
Introduction.....	vi
Table 1A. Match Summary for MD Seniors, 2020.....	1
Table 1B. Match Summary for DO Seniors, 2020.....	4
Table 2. Matches by Specialty and Applicant Type, 2020	6
Table 3. Positions Offered in the Matching Program, 2016-2020.....	9
Table 4. Applicants in the Matching Program, 2016-2020.....	12
Figure 2. Number of Active Applicants and Percent Matched to PGY-1 Positions, 2016-2020.....	13
Figure 3. Positions per All Active and Active U.S. Senior Applicant, 1976-2020.....	15
Table 5. Number of PGY-1 Positions per Active Applicant, 1976-2020	15
Figure 4. PGY-1 Match Rates by Applicant Type, 1990-2020.....	17
Table 6. PGY-1 Match Rates, 1992-2020.....	17
Table 7A. Positions Offered and Number Filled by MD Seniors and All Applicants, 2016-2020	19
Table 7B. Positions Offered and Number Filled by DO Seniors and All Applicants, 2016-2020.....	22
Figure 5. Number of Positions Offered and Filled for Selected Specialties, 2020	24
Table 8. Positions Offered and Percent Filled by MD Seniors and All Applicants, 2016-2020	25
Table 9. All Applicants Matched to PGY-1 Positions by Specialty, 2016-2020.....	27
Table 10. MD Seniors Matched to PGY-1 Positions by Specialty, 2016-2020.....	29
Table 11. DO Seniors Matched to PGY-1 Positions by Specialty, 2016-2020.....	30
Table 12. Foreign-Trained Physicians Matched to PGY-1 Positions by Specialty, 2016-2020.....	31
Table 13A.U.S. MD Seniors and U.S. DO Seniors Choices by Specialty, 2020.....	32
Table 13B.U.S. IMG and Non-U.S. IMG Choices by Specialty, 2020.....	34
Table 14A.Match Results for U.S. MD Seniors and U.S. DO Seniors Who Ranked Each Specialty as Their Only Choice, 2020	35
Table 14B.Match Results for U.S. IMG and Non-U.S. IMG Who Ranked Each Specialty as Their Only Choice, 2020	36
Figure 6. Percentages of Unmatched MD Seniors and DO Seniors Who Ranked Each Specialty as Their Only Choice, 2020	37
Table 15. Matches from MD Seniors' and Independent Applicants' Rank Order Lists, 1997-2020.....	38
Figure 7A.Percent of Matches by Choice and Type of Applicant, 2020	40
Figure 7B.Percent of Matches by Choice and Type of Applicant, 2020.....	41
Table 16. Number of Couples in the Match and Match Outcome, 1987-2020.....	42
Figure 8. Number of Couples in the Match and Match Outcome, 1987-2020.....	43

Table of Contents (Continued)

Table 17. Average Number of Ranked Applicants Needed to Fill Each Position by Specialty, 2016-2020.....	44
Table 18. Participating Programs and Positions Filled in SOAP, 2019-2020.....	45
Table 19. SOAP Applicants Accepting Positions by Type, 2019-2020.....	48
Figure 9. Offers Extended in SOAP, 2012-2020.....	48
NRMP Program Results 2020 Main Residency Match	49

About the NRMP

The National Resident Matching Program® (NRMP®) is a private, not-for-profit corporation established in 1952 to optimize the rank-ordered choices of applicants and program directors for clinical training in the United States. The NRMP is not an application processing service; rather, it provides an impartial venue for matching applicants' and programs' preferences for each other using an internationally recognized mathematical algorithm.

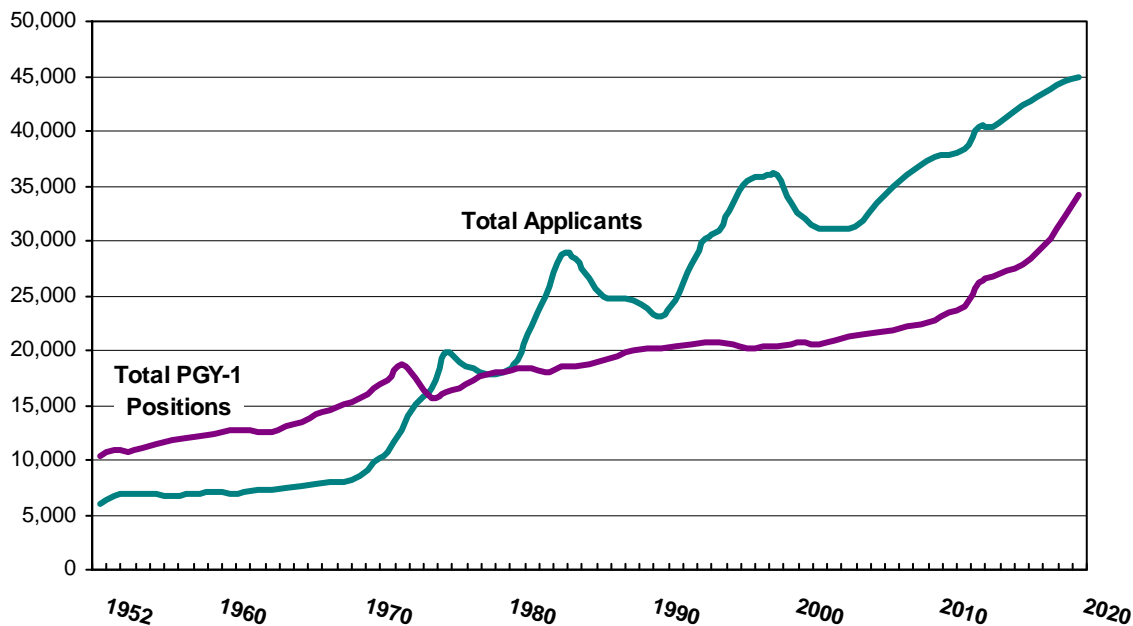
The first Main Residency Match® ("the Match") was conducted in 1952 when 10,400 internship positions were available for 6,000 graduating U.S. medical school seniors. By 1973, there were 19,000 positions for just over 10,000 graduating U.S. seniors. Following the demise of internships in 1975, the number of first-year post-graduate (PGY-1) positions declined to 15,700; however, the number of PGY-1 positions gradually increased through 1994 before declining slowly until 1998. Since that time, the number of PGY-1 positions has only increased. This year, an all-time high 34,266 PGY-1 positions were offered

(Figure 1), the eighteenth consecutive annual increase. The total number of positions, at 37,256, also was an all-time high.

The trend in the total number of applicants is more dramatic, rising from 6,000 in 1952 to 36,056 in 1999. After a decline of 5,052 applicants from 1999 to 2003, the number has risen each year since the 2004 Match. In 2020, the number of registrants reached an all-time high of 44,959, an increase of 356 over 2019.

For more information about the NRMP, please visit: www.nrmp.org. Additional data and reports for the Main Residency Match and the Specialties Matching Service® (SMS®) are at: <http://www.nrmp.org/main-residency-match-data/> and <http://www.nrmp.org/fellowship-match-data/>. Instructions on how to request NRMP data also are provided.

Figure 1 Applicants and 1st Year Positions in the Match, 1952 - 2020



Definitions

ACGME	Accreditation Council for Graduate Medical Education.
Active Applicant	An active applicant is one who submits a certified rank order list of programs.
All In Policy	Beginning with the 2013 Main Residency Match, any program registering for the Match must attempt to fill all positions through the Match or another national matching plan.
Applicant Type	<p>The NRMP classifies applicants for the Main Residency Match into eight types:</p> <ul style="list-style-type: none">• <i>Senior student of U.S. MD Medical School (MD Senior)</i>: A fourth-year medical student in a U.S. MD school of medicine accredited by the Liaison Committee on Medical Education (LCME) with a graduation date after July 1 in the year before the Match. U.S. MD seniors are sponsored by their medical schools.• <i>Graduate of U.S. MD Medical School (MD Grad)</i>: A graduate of a U.S. MD school of medicine accredited by the LCME with a graduation date before July 1 in the year before the Match. U.S. MD graduates are not sponsored by the medical school.• <i>Senior student of U.S. DO Medical School (DO Senior)</i>: A senior student of a medical school accredited by the Commission on Osteopathic College Accreditation (COCA) with a graduation date after July 1 in the year before the Match. U.S. DO seniors are sponsored by their medical schools.• <i>Graduate of U.S. DO Medical School (DO Grad)</i>: A graduate of a medical school accredited by the COCA with a graduation date before July 1 in the year before the Match. U.S. DO graduates are not sponsored by their medical schools.• <i>Student/Graduate of Canadian Medical School (Canadian)</i>: A senior student or graduate of a Canadian school of medicine accredited by the Committee on Accreditation of Canadian Medical Schools (CACMS).• <i>Graduate of Fifth Pathway Program (5th Pathway)</i>: A graduate of a U.S. Fifth Pathway program.• <i>U.S. Citizen Student/Graduate of International Medical School (U.S. IMG)</i>: A U.S. citizen who attended an international medical school.• <i>Non-U.S. Citizen Student/Graduate of International Medical School (Non-U.S. IMG)</i>: A non-U.S. citizen who attended an international medical school. <p>In this report, applicant types are sometimes combined into a smaller number of groups.</p> <ul style="list-style-type: none">• <i>Foreign-Trained Physicians</i>: U.S. citizen and non-U.S. citizen students and graduates of international medical schools.• <i>Independent Applicants (IA)</i>: All applicant categories excluding U.S. MD and DO seniors.• <i>Others</i>: Includes MD graduates, DO Graduates, Canadian applicants, and Fifth Pathway applicants.
Couple	Any two applicants who link their rank order lists, usually for purposes of obtaining positions in the same geographic location. Any two applicants can register as a couple in the Match, and the NRMP allows them to form pairs of choices on their primary rank order lists, which are considered in rank order when the matching algorithm is processed. The couple will match to the most preferred pair of programs where each partner has been offered a position.
PGY-1 & PGY-2	Post-graduate year one and post-graduate year two.
Program Type	<p>The NRMP classifies programs for the Main Residency Match into five types:</p> <ul style="list-style-type: none">• <i>Categorical (C)</i> programs: Programs that begin in the PGY-1 year and provide the full training required for specialty board certification.• <i>Primary (M)</i> programs: Categorical programs in primary care medicine and primary care pediatrics that begin in the PGY-1 year and provide the full training required for specialty board certification.• <i>Preliminary (P)</i> programs: One-year programs that begin in the PGY-1 year and provide prerequisite training for advanced programs.• <i>Advanced (A)</i> programs: Programs that begin in the PGY-2 year after a year of prerequisite training.• <i>Physician (R)</i> programs: Programs that are reserved for physicians who have had prior graduate medical education. Reserved programs offer PGY-2 positions that begin in the year of the Match and thus are not available to senior medical students.
SOAP	The Supplemental Offer and Acceptance Program® (SOAP®) is a process by which eligible unmatched applicants in the Main Residency Match apply for and are offered positions that did not fill when the matching algorithm was processed.

Introduction

This report summarizes data from the National Resident Matching Program (NRMP) 2020 Main Residency Match, the largest in NRMP history when measured by the number of positions offered (37,256) and filled (35,258). The 34,266 PGY-1 positions offered constituted an all-time high and an increase of 2,072 over 2019; more than half the increase was attributable to growth in Family Medicine and Internal Medicine. The numbers of registrants (44,959) and active applicants (40,084) also were all-time highs, with 356 more registrants and 1,708 more active applicants compared to 2019.

Position Fill Rate

A successful Match is measured not just by volume, but also by how well it matches the preferences of applicants and program directors. Based on that criterion, the overall position fill rate for the 2020 Match was 94.6 percent. After the matching algorithm was processed, 1,998 of the 37,256 positions were unfilled and 1,897 of those positions were placed in the Match Week Supplemental Offer and Acceptance Program (SOAP). At the conclusion of SOAP, all but 311 positions were filled, for a post-SOAP fill rate of 99.0 percent.

Applicant Trends

This year, 40,084 active applicants vied for the 34,266 first-year and 2,990 second-year (including physician (R)) residency positions U.S. MD medical school senior students comprised 19,326 of the active applicants, 401 more than in 2019. The PGY-1 match rate for U.S. MD seniors was 93.7 percent. Historically, the PGY-1 match rate for U.S. MD seniors has been 92-95 percent.

The 2020 Main Residency Match marked the completion of the transition to a single accreditation system and the consolidation to one Match for U.S. DO seniors and graduates. An all-time high 6,581 U.S. DO seniors submitted rank order lists of programs, and the 90.7 percent PGY-1 match rate was the highest ever.

More U.S. citizen and non-U.S. citizen students and graduates of international medical schools (IMGs) registered for the Match than in 2019. Of the 5,167 U.S. IMGs who submitted rank order lists of programs, 3,154 matched to a PGY-1 position for a match rate of 61.0 percent. Of the 6,907 non-U.S. citizen IMGs who submitted rank order lists of programs, 4,222 matched to a PGY-1 position for a match rate of 61.1 percent. The PGY-1 match rates for U.S. citizen IMGs and non-U.S. citizen IMGs were the highest since 1991 and 1990, respectively.

Other trends of interest include:

- The overall 2020 PGY-1 match rate was 80.8 percent, the highest since 1993 and 1.2 percentage points higher than in 2019.
- The number of registered non-U.S. citizen IMGs was higher than last year and the match rate to PGY-1 positions was the highest since 1990.
- The percentage of all U.S. MD seniors who matched to their first-choice programs was 46.3 percent, the lowest on record; however, almost three-quarters (71.1%) of U.S. MD seniors matched to one of their top three choices.
- The percentage of independent applicants who matched to their first-choice programs was 33.6 percent, the highest on record, and more than half (55.0%) matched to one of their top three choices.

Couples

Couples have been able to participate in the Match since 1984. In the 2020 Match, 2,448 individuals participated as couples, 296 more than 2019. Couples continued to enjoy great success in 2020, with a PGY-1 match rate of 95.6 percent.

Other Notable Trends

Match results can be an indicator of physician workforce trends. Highlights in 2020 include:

- Programs previously accredited by the American Osteopathic Association and now accredited by the Accreditation Council for Graduate Medical Education contributed 2,672 positions to the 2020 Match, compared to 1,764 positions in 2019.
- The ratio of PGY-1 positions per active U.S. MD senior was 1.77, the highest since 1976.
- Primary care specialties offered record-high numbers of positions and had high position fill rates:
 - In 2020, a total of 6,770 (37.0% of total PGY-1) U.S. MD seniors and 3,264 (55.0% of total PGY-1) U.S. DO seniors matched to categorical positions in Family Medicine, Internal Medicine, and Pediatrics.
 - Though the numbers of positions for Internal Medicine (categorical) has fluctuated, 8,697 positions in 2020 is the highest number on record. The position fill rate for the specialty was 95.7 percent, MD seniors filled 40.2 percent while the DO seniors fill rate increased from 6.9 percent to 16.0 percent in the last five years.
 - In 2020, Family Medicine offered 4,662 positions (the highest number since 1992) and filled 4,313 (92.5%). U.S. MD seniors filled only 33.1 percent of the positions; however, a record number 1,392 U.S. DO seniors matched, accounting for 29.9 percent of applicants who matched to the specialty.
 - Pediatrics (categorical) has gained positions every year since 2005 and offered a record-high 2,864 positions in 2020. The overall fill rate was 98.2 percent, with 60.4 percent being filled by U.S. MD seniors.
- The number of Psychiatry positions has grown every year since 2008. There were 1,858 positions offered in 2020, a 74.0 percent (789) increase over 2008 (1,069).
- In 2020, 11,816 applicants were eligible to participate in SOAP, 656 fewer than in 2019, despite the 356 more Match registrants. In contrast, 1,897 positions were placed in SOAP, 245 more than 2019.

We hope you find the data contained in the following pages useful as you reflect on the 2020 Match and prepare for future Matches.

**Donna L. Lamb, D.HSc., M.B.A., B.S.N.,
President and Chief Executive Officer
National Resident Matching Program
2121 K Street NW, Suite 1000
Washington, DC 20037
admin@nrmp.org**

Table 1

Table 1 summarizes the 2020 Main Residency Match and shows the numbers of participating programs, offered positions, and unfilled programs. It also provides ranking and matching data for U.S. MD seniors (Table 1A) and U.S. DO seniors (Table 1B).

Using Anesthesiology PGY-1 as an example on Table 1A:

- The first three columns (“No. of Programs,” “Positions Offered,” and “Unfilled Programs”) show that 153 programs offered 1,370 Anesthesiology PGY-1 positions and that 1 of those programs was unfilled after the matching algorithm had been processed.
- The numbers of U.S. MD senior applicants and total applicants are provided in the next two columns under “No. of Applicants.” In 2020, 1,372 U.S. MD seniors ranked at least one Anesthesiology program, and 2,418 applicants in total ranked Anesthesiology. Note that the figures do not mean that Anesthesiology was the preferred choice of those applicants.
- The next two columns (under “No. of Matches”) show that 936 of the 1,370 PGY-1 positions offered in Anesthesiology were filled by U.S. MD seniors, with 1,369 filled by all applicants.
- The fill rates (calculated as positions filled divided by positions offered) can be found in the two columns under “% Filled.” Of the 1,370 PGY-1 positions offered in Anesthesiology, 68.3 percent were filled by U.S. MD seniors and 99.9 percent were filled overall.
- The “Ranked Positions” columns show that, collectively, U.S. MD seniors ranked the positions offered by those Anesthesiology programs 13,809 times and the total number of ranks by all applicants was 19,359.

The 2020 Match offered 37,256 positions, 2,071 more than 2019; of those, 34,266 were PGY-1 positions, 2,072 more than last year.

Table 1A Match Summary for MD Seniors, 2020

Specialty	No. of Programs	Positions Offered	Unfilled Programs	No. of Applicants*		No. of Matches*		% Filled		Ranked Positions	
				MD Seniors	Total	MD Seniors	Total	MD Seniors	Total	MD Seniors	Total
PGY- 1 Positions											
Anesthesiology	153	1,370	1	1,372	2,418	936	1,369	68.3	99.9	13,809	19,359
Child Neurology	73	159	7	123	213	111	151	69.8	95.0	1,338	1,760
Dermatology	14	31	0	195	239	23	31	74.2	100.0	304	367
Emergency Medicine	256	2,665	7	1,935	3,323	1,713	2,652	64.3	99.5	23,489	33,785
Emergency Med-Anesthesiology	1	0	0	1	1	0	0	0.0	0.0	1	1
Emergency Med-Family Med	3	6	0	15	39	2	6	33.3	100.0	23	53
Family Medicine	706	4,662	144	1,823	7,175	1,543	4,313	33.1	92.5	20,091	51,983
Family Medicine-ONMM	1	2	0	0	12	0	2	0.0	100.0	0	12
Family Med-Preventive Med	3	3	1	9	11	2	2	66.7	66.7	10	12
Internal Medicine (Categorical)	587	8,697	69	4,131	13,118	3,496	8,324	40.2	95.7	45,621	97,309
Medicine-Anesthesiology	2	3	0	13	19	3	3	100.0	100.0	14	21
Medicine-Dermatology	5	6	1	23	25	5	5	83.3	83.3	50	52
Medicine-Emergency Med	12	30	0	59	111	19	30	63.3	100.0	258	379
Medicine-Medical Genetics	5	4	1	4	8	2	3	50.0	75.0	6	10
Medicine-Pediatrics	77	390	4	399	606	316	381	81.0	97.7	4,078	4,797
Medicine-Preliminary (PGY-1 Only)	365	1,911	61	3,402	5,692	1,313	1,759	68.7	92.0	48,009	60,471
Medicine-Preventive Med	4	7	0	44	113	4	7	57.1	100.0	48	117
Medicine-Primary	85	430	3	855	2,547	247	423	57.4	98.4	2,888	5,498
Medicine-Psychiatry	11	23	0	52	90	18	23	78.3	100.0	186	234
Interventional Radiology (Integrated)	22	38	1	152	206	25	37	65.8	97.4	508	613
Neurodevelopmental Disabilities	4	4	0	9	20	3	4	75.0	100.0	20	41
Neurological Surgery	112	232	0	273	397	203	232	87.5	100.0	3,879	4,471
Neurology	126	682	11	490	1,226	317	665	46.5	97.5	4,107	7,525
Obstetrics-Gynecology	275	1,443	2	1,292	2,014	1,089	1,440	75.5	99.8	14,699	18,965
OB/GYN-Preliminary (PGY-1 Only)	15	18	6	147	211	3	9	16.7	50.0	215	301
Orthopedic Surgery	203	849	5	867	1,192	686	844	80.8	99.4	9,744	11,191
Osteo Neuromusculoskeletal Med	3	10	2	0	18	0	8	0.0	80.0	0	26
Otolaryngology	129	350	2	421	505	310	348	88.6	99.4	4,812	5,242
Pathology	164	603	11	229	917	204	587	33.8	97.3	2,339	6,605
Pediatrics (Categorical)	222	2,864	24	1,943	3,728	1,731	2,812	60.4	98.2	23,304	34,732
Pediatrics-Anesthesiology	5	7	0	14	21	7	7	100.0	100.0	42	52
Pediatrics-Emergency Med	4	8	0	26	36	5	8	62.5	100.0	63	84
Pediatrics-Medical Genetics	20	22	2	21	35	13	20	59.1	90.9	114	165
Pediatrics-P M & R	3	4	0	9	18	2	4	50.0	100.0	14	27
Pediatrics-Preliminary	21	19	5	86	118	9	12	47.4	63.2	359	402
Pediatrics-Primary	15	92	1	368	871	36	90	39.1	97.8	540	1,154
Peds/Psych/Child Psych	9	22	0	54	64	20	22	90.9	100.0	198	221
Physical Medicine & Rehab	39	151	0	275	550	81	151	53.6	100.0	1,326	2,255
Plastic Surgery (Integrated)	84	180	0	236	291	165	180	91.7	100.0	2,794	2,990
Preventive Medicine	1	1	0	2	17	0	1	0.0	100.0	2	17
Psychiatry	310	1,858	12	1,314	2,798	1,138	1,838	61.2	98.9	13,689	21,070
Psychiatry-Family Medicine	7	12	0	47	63	10	12	83.3	100.0	144	161
Psychiatry-Neurology	3	2	0	10	13	2	2	100.0	100.0	16	23
Radiation Oncology	6	14	1	96	119	8	11	57.1	78.6	143	180
Radiology-Diagnostic	33	123	4	568	899	50	116	40.7	94.3	1,326	1,999
Surgery (Categorical)	328	1,536	4	1,378	2,713	1,033	1,531	67.3	99.7	15,493	21,980
Surgery-Preliminary (PGY-1 Only)	258	1,174	174	939	1,962	290	583	24.7	49.7	6,214	9,586
Thoracic Surgery	29	38	0	78	120	32	38	84.2	100.0	551	655
Transitional (PGY-1 Only)	176	1,436	44	2,383	3,801	822	1,230	57.2	85.7	20,724	28,629
Vascular Surgery	59	75	1	82	153	61	73	81.3	97.3	1,238	1,467
Total PGY- 1	5,048	34,266	611	28,264	60,856	18,108	32,399	52.8	94.6	288,840	459,049

Table 1A Match Summary for MD Seniors, 2020 (Continued)

Specialty	No. of Programs	Positions Offered	Unfilled Programs	No. of Applicants*		No. of Matches*		% Filled		Ranked Positions	
				MD Seniors	Total	MD Seniors	Total	MD Seniors	Total	MD Seniors	Total
PGY- 2 Positions											
Anesthesiology	62	398	1	1,038	1,743	265	396	66.6	99.5	5,353	7,644
Child Neurology	7	9	3	41	69	1	6	11.1	66.7	45	77
Dermatology	137	478	6	471	699	368	469	77.0	98.1	3,979	4,879
Interventional Radiology (Integrated)	64	118	6	171	238	94	111	79.7	94.1	1,547	1,797
Neurodevelopmental Disabilities	2	3	1	4	6	1	1	33.3	33.3	5	8
Neurology	44	244	1	413	813	148	240	60.7	98.4	2,056	3,057
Nuclear Medicine	1	1	1	1	3	0	0	0.0	0.0	1	3
Osteo Neuromusculoskeletal Med	3	7	2	0	9	0	2	0.0	28.6	0	16
Physical Medicine & Rehab	66	316	1	278	628	164	312	51.9	98.7	2,271	4,255
Radiation Oncology	82	175	23	128	184	114	143	65.1	81.7	1,592	1,931
Radiology-Diagnostic	179	990	18	870	1,480	660	967	66.7	97.7	10,628	14,321
Radiology-Nuclear Med	3	3	1	15	29	1	2	33.3	66.7	19	36
Total PGY- 2	650	2,742	64	3,430	5,901	1,816	2,649	66.2	96.6	27,496	38,024
Physician (R) Positions**											
Anesthesiology	60	116	8	0	264	0	108	0.0	93.1	0	952
Child Neurology	21	25	13	0	16	0	12	0.0	48.0	0	79
Dermatology	23	29	0	0	100	0	29	0.0	100.0	0	237
Neurodevelopmental Disabilities	3	3	2	0	2	0	1	0.0	33.3	0	2
Neurology	19	20	4	0	38	0	16	0.0	80.0	0	72
Osteo Neuromusculoskeletal Med	3	6	2	0	1	0	1	0.0	16.7	0	1
Physical Medicine & Rehab	7	13	0	0	33	0	13	0.0	100.0	0	45
Radiation Oncology	3	3	1	0	9	0	2	0.0	66.7	0	10
Radiology-Diagnostic	22	33	4	0	79	0	28	0.0	84.8	0	144
Total Physician (R)	161	248	34	0	542	0	210	0.0	84.7	0	1,542
GRAND TOTAL	5,859	37,256	709	31,694	67,299	19,924	35,258	53.5	94.6	316,336	498,615

* Applicants can rank multiple specialties. In 2020, 2,336 applicants matched to both PGY-1 and PGY-2 positions; of those applicants, 1,735 were U.S. MD seniors.

** Physician (R) positions are PGY-2 positions starting in the year of the Match that are reserved for applicants who have had prior graduate medical education. Physician positions are not available to senior medical students. In previous *Results and Data Books*, the numbers of R positions were small and they were included in the categorical position counts. In 2014, NRMP began listing R positions separately.

Table 1B Match Summary for DO Seniors, 2020

Specialty	No. of Programs	Positions Offered	Unfilled Programs	No. of Applicants*		No. of Matches*		% Filled		Ranked Positions	
				DO Seniors	Total	DO Seniors	Total	DO Seniors	Total	DO Seniors	Total
PGY- 1 Positions											
Anesthesiology	153	1,370	1	433	2,418	262	1,369	19.1	99.9	3,019	19,359
Child Neurology	73	159	7	25	213	20	151	12.6	95.0	196	1,760
Dermatology	14	31	0	28	239	6	31	19.4	100.0	43	367
Emergency Medicine	256	2,665	7	861	3,323	683	2,652	25.6	99.5	7,859	33,785
Emergency Med-Anesthesiology	1	0	0	0	1	0	0	0.0	0.0	0	1
Emergency Med-Family Med	3	6	0	15	39	3	6	50.0	100.0	21	53
Family Medicine	706	4,662	144	1,894	7,175	1,392	4,313	29.9	92.5	18,033	51,983
Family Medicine-ONMM	1	2	0	12	12	2	2	100.0	100.0	12	12
Family Med-Preventive Med	3	3	1	2	11	0	2	0.0	66.7	2	12
Internal Medicine (Categorical)	587	8,697	69	1,836	13,118	1,389	8,324	16.0	95.7	16,417	97,309
Medicine-Anesthesiology	2	3	0	1	19	0	3	0.0	100.0	1	21
Medicine-Dermatology	5	6	1	0	25	0	5	0.0	83.3	0	52
Medicine-Emergency Med	12	30	0	27	111	9	30	30.0	100.0	80	379
Medicine-Medical Genetics	5	4	1	0	8	0	3	0.0	75.0	0	10
Medicine-Pediatrics	77	390	4	62	606	36	381	9.2	97.7	415	4,797
Medicine-Preliminary (PGY-1 Only)	365	1,911	61	753	5,692	162	1,759	8.5	92.0	5,977	60,471
Medicine-Preventive Med	4	7	0	3	113	0	7	0.0	100.0	3	117
Medicine-Primary	85	430	3	291	2,547	41	423	9.5	98.4	454	5,498
Medicine-Psychiatry	11	23	0	11	90	0	23	0.0	100.0	20	234
Interventional Radiology (Integrated)	22	38	1	20	206	5	37	13.2	97.4	53	613
Neurodevelopmental Disabilities	4	4	0	2	20	0	4	0.0	100.0	3	41
Neurological Surgery	112	232	0	18	397	3	232	1.3	100.0	87	4,471
Neurology	126	682	11	156	1,226	103	665	15.1	97.5	1,159	7,525
Obstetrics-Gynecology	275	1,443	2	338	2,014	221	1,440	15.3	99.8	2,784	18,965
OB/GYN-Preliminary (PGY-1 Only)	15	18	6	7	211	1	9	5.6	50.0	7	301
Orthopedic Surgery	203	849	5	177	1,192	112	844	13.2	99.4	885	11,191
Osteo Neuromusculoskeletal Med	3	10	2	14	18	8	8	80.0	80.0	22	26
Otolaryngology	129	350	2	33	505	17	348	4.9	99.4	187	5,242
Pathology	164	603	11	77	917	67	587	11.1	97.3	745	6,605
Pediatrics (Categorical)	222	2,864	24	578	3,728	483	2,812	16.9	98.2	5,865	34,732
Pediatrics-Anesthesiology	5	7	0	1	21	0	7	0.0	100.0	2	52
Pediatrics-Emergency Med	4	8	0	5	36	1	8	12.5	100.0	11	84
Pediatrics-Medical Genetics	20	22	2	4	35	3	20	13.6	90.9	21	165
Pediatrics-P M & R	3	4	0	7	18	2	4	50.0	100.0	9	27
Pediatrics-Preliminary	21	19	5	5	118	0	12	0.0	63.2	6	402
Pediatrics-Primary	15	92	1	142	871	11	90	12.0	97.8	168	1,154
Peds/Psych/Child Psych	9	22	0	3	64	1	22	4.5	100.0	7	221
Physical Medicine & Rehab	39	151	0	206	550	60	151	39.7	100.0	821	2,255
Plastic Surgery (Integrated)	84	180	0	13	291	0	180	0.0	100.0	48	2,990
Preventive Medicine	1	1	0	1	17	0	1	0.0	100.0	1	17
Psychiatry	310	1,858	12	438	2,798	335	1,838	18.0	98.9	3,712	21,070
Psychiatry-Family Medicine	7	12	0	12	63	2	12	16.7	100.0	13	161
Psychiatry-Neurology	3	2	0	0	13	0	2	0.0	100.0	0	23
Radiation Oncology	6	14	1	3	119	1	11	7.1	78.6	5	180
Radiology-Diagnostic	33	123	4	157	899	28	116	22.8	94.3	398	1,999
Surgery (Categorical)	328	1,536	4	340	2,713	202	1,531	13.2	99.7	2,678	21,980
Surgery-Preliminary (PGY-1 Only)	258	1,174	174	202	1,962	31	583	2.6	49.7	625	9,586
Thoracic Surgery	29	38	0	8	120	1	38	2.6	100.0	26	655
Transitional (PGY-1 Only)	176	1,436	44	753	3,801	260	1,230	18.1	85.7	5,942	28,629
Vascular Surgery	59	75	1	10	153	5	73	6.7	97.3	80	1,467
Total PGY- 1	5,048	34,266	611	9,984	60,856	5,968	32,399	17.4	94.6	78,922	459,049

Table 1B Match Summary for DO Seniors, 2020 (Continued)

Specialty	No. of Programs	Positions Offered	Unfilled Programs	No. of Applicants*		No. of Matches*		% Filled		Ranked Positions	
				DO Seniors	Total	DO Seniors	Total	DO Seniors	Total	DO Seniors	Total
PGY- 2 Positions											
Anesthesiology	62	398	1	295	1,743	65	396	16.3	99.5	1,078	7,644
Child Neurology	7	9	3	4	69	1	6	11.1	66.7	5	77
Dermatology	137	478	6	61	699	35	469	7.3	98.1	306	4,879
Interventional Radiology (Integrated)	64	118	6	24	238	10	111	8.5	94.1	136	1,797
Neurodevelopmental Disabilities	2	3	1	0	6	0	1	0.0	33.3	0	8
Neurology	44	244	1	112	813	23	240	9.4	98.4	357	3,057
Nuclear Medicine	1	1	1	0	3	0	0	0.0	0.0	0	3
Osteo Neuromusculoskeletal Med	3	7	2	9	9	2	2	28.6	28.6	16	16
Physical Medicine & Rehab	66	316	1	226	628	120	312	38.0	98.7	1,659	4,255
Radiation Oncology	82	175	23	5	184	4	143	2.3	81.7	54	1,931
Radiology-Diagnostic	179	990	18	204	1,480	135	967	13.6	97.7	1,708	14,321
Radiology-Nuclear Med	3	3	1	0	29	0	2	0.0	66.7	0	36
Total PGY- 2	650	2,742	64	940	5,901	395	2,649	14.4	96.6	5,319	38,024
Physician (R) Positions**											
Anesthesiology	60	116	8	0	264	0	108	0.0	93.1	0	952
Child Neurology	21	25	13	0	16	0	12	0.0	48.0	0	79
Dermatology	23	29	0	0	100	0	29	0.0	100.0	0	237
Neurodevelopmental Disabilities	3	3	2	0	2	0	1	0.0	33.3	0	2
Neurology	19	20	4	0	38	0	16	0.0	80.0	0	72
Osteo Neuromusculoskeletal Med	3	6	2	0	1	0	1	0.0	16.7	0	1
Physical Medicine & Rehab	7	13	0	0	33	0	13	0.0	100.0	0	45
Radiation Oncology	3	3	1	0	9	0	2	0.0	66.7	0	10
Radiology-Diagnostic	22	33	4	0	79	0	28	0.0	84.8	0	144
Total Physician (R)	161	248	34	0	542	0	210	0.0	84.7	0	1,542
GRAND TOTAL	5,859	37,256	709	10,924	67,299	6,363	35,258	17.1	94.6	84,241	498,615

* Applicants can rank multiple specialties. In 2020, 2,336 applicants matched to both PGY-1 and PGY-2 positions; Of those applicants, 358 were U.S. DO seniors.

** Physician (R) positions are PGY-2 positions starting in the year of the Match that are reserved for applicants who have had prior graduate medical education. Physician positions are not available to senior medical students. In previous *Results and Data Books*, the numbers of R positions were small and they were included in the categorical position counts. In 2014, NRMP began listing R positions separately.

Table 2

Table 2 shows the numbers of matches in each specialty by applicant type. There was considerable variation in the numbers each applicant group matching to each specialty. The data are described in more detail in Tables 10-12.

For example, the top five specialties/specialty tracks to which U.S. MD seniors matched were:

- Internal Medicine (categorical) (3,496)
- Pediatrics (categorical) (1,731)
- Emergency Medicine (1,713)
- Family Medicine (1,543)
- Anesthesiology (1,201)

For U.S. MD graduates, the top five specialties/specialty tracks were:

- Internal Medicine (categorical) (140)
- Family Medicine (categorical) (120)
- Anesthesiology (categorical, advanced, and physician positions) (110)
- Surgery (categorical) (105)
- Radiology-Diagnostic (categorical, advanced, and physician positions) (53)

For U.S. DO seniors, the top five specialties/specialty tracks were:

- Family Medicine (1,392)
- Internal Medicine (categorical) (1,389)
- Emergency Medicine (683)
- Pediatrics (categorical) (483)
- Psychiatry (335)

For U.S. DO graduates, the top five specialties/specialty tracks were:

- Family Medicine (65)
- Internal Medicine (categorical) (59)
- Anesthesiology (categorical, advanced, and physician positions) (29)
- Emergency Medicine (28)
- Psychiatry (21)

For U.S. citizen students and graduates of international medical schools (“U.S. IMG”), the top five specialties/specialty tracks were:

- Internal Medicine (categorical) (1,123)
- Family Medicine (787)
- Pediatrics (categorical) (222)
- Psychiatry (164)
- Emergency Medicine (155)

For non-U.S. citizen students and graduates of international medical schools (“Non-U.S. IMG”), the top five specialties/specialty tracks were:

- Internal Medicine (categorical) (2,116)
- Family Medicine (405)
- Pediatrics (categorical) (340)
- Neurology (categorical, advanced, and physician positions) (235)
- Pathology (232)

Table 2 Matches by Specialty and Applicant Type, 2020

Specialty	Number of Positions	Number Filled	MD Senior	MD Grad	DO Senior	DO Grad	Others	U.S. IMG	Non-U.S. IMG	Number Unfilled
PGY- 1 Positions										
Anesthesiology	1,370	1,369	936	25	262	9	1	58	78	1
Child Neurology	159	151	111	2	20	0	1	3	14	8
Dermatology	31	31	23	0	6	0	0	0	2	0
Emergency Medicine	2,665	2,652	1,713	43	683	28	0	155	30	13
Emergency Med-Family Med	6	6	2	0	3	0	0	1	0	0
Family Medicine	4,662	4,313	1,543	120	1,392	65	1	787	405	349
Family Medicine-ONMM	2	2	0	0	2	0	0	0	0	0
Family Med-Preventive Med	3	2	2	0	0	0	0	0	0	1
Internal Medicine (Categorical)	8,697	8,324	3,496	140	1,389	59	1	1,123	2,116	373
Medicine-Anesthesiology	3	3	3	0	0	0	0	0	0	0
Medicine-Dermatology	6	5	5	0	0	0	0	0	0	1
Medicine-Emergency Med	30	30	19	2	9	0	0	0	0	0
Medicine-Medical Genetics	4	3	2	1	0	0	0	0	0	1
Medicine-Pediatrics	390	381	316	5	36	0	0	15	9	9
Medicine-Preliminary (PGY-1 Only)	1,911	1,759	1,313	15	162	5	1	100	163	152
Medicine-Preventive Med	7	7	4	0	0	0	0	0	3	0
Medicine-Primary	430	423	247	7	41	2	0	43	83	7
Medicine-Psychiatry	23	23	18	1	0	0	0	1	3	0
Interventional Radiology (Integrated)	38	37	25	1	5	0	0	2	4	1
Neurodevelopmental Disabilities	4	4	3	0	0	0	0	1	0	0
Neurological Surgery	232	232	203	8	3	0	0	6	12	0
Neurology	682	665	317	6	103	1	0	56	182	17
Obstetrics-Gynecology	1,443	1,440	1,089	26	221	10	0	58	36	3
OB/GYN-Preliminary (PGY-1 Only)	18	9	3	0	1	0	0	1	4	9
Orthopedic Surgery	849	844	686	28	112	6	0	5	7	5
Osteo Neuromusculoskeletal Med	10	8	0	0	8	0	0	0	0	2
Otolaryngology	350	348	310	12	17	4	0	3	2	2
Pathology	603	587	204	26	67	4	0	54	232	16
Pediatrics (Categorical)	2,864	2,812	1,731	31	483	5	0	222	340	52
Pediatrics-Anesthesiology	7	7	7	0	0	0	0	0	0	0
Pediatrics-Emergency Med	8	8	5	0	1	0	0	2	0	0
Pediatrics-Medical Genetics	22	20	13	0	3	0	0	0	4	2
Pediatrics-P M & R	4	4	2	0	2	0	0	0	0	0
Pediatrics-Preliminary	19	12	9	0	0	0	0	1	2	7
Pediatrics-Primary	92	90	36	0	11	0	0	14	29	2
Peds/Psych/Child Psych	22	22	20	0	1	0	0	1	0	0
Physical Medicine & Rehab	151	151	81	1	60	0	0	7	2	0
Plastic Surgery (Integrated)	180	180	165	5	0	1	0	3	6	0
Preventive Medicine	1	1	0	0	0	0	0	0	1	0
Psychiatry	1,858	1,838	1,138	50	335	21	1	164	129	20
Psychiatry-Family Medicine	12	12	10	0	2	0	0	0	0	0
Psychiatry-Neurology	2	2	2	0	0	0	0	0	0	0
Radiation Oncology	14	11	8	0	1	0	0	0	2	3
Radiology-Diagnostic	123	116	50	2	28	2	0	10	24	7
Surgery (Categorical)	1,536	1,531	1,033	105	202	13	0	98	80	5
Surgery-Preliminary (PGY-1 Only)	1,174	583	290	15	31	5	0	82	160	591
Thoracic Surgery	38	38	32	1	1	0	0	0	4	0
Transitional (PGY-1 Only)	1,436	1,230	822	13	260	7	0	78	50	206
Vascular Surgery	75	73	61	2	5	0	1	0	4	2
Total PGY-1	34,266	32,399	18,108	693	5,968	247	7	3,154	4,222	1,867

Table 2 Matches by Specialty and Applicant Type, 2020 (Continued)

Specialty	Number of Positions	Number Filled	MD Senior	MD Grad	DO Senior	DO Grad	Others	U.S. IMG	Non-U.S. IMG	Number Unfilled
PGY- 2 Positions										
Anesthesiology	398	396	265	11	65	5	0	33	17	2
Child Neurology	9	6	1	1	1	0	0	1	2	3
Dermatology	478	469	368	47	35	3	1	4	11	9
Interventional Radiology (Integrated)	118	111	94	3	10	0	0	3	1	7
Neurodevelopmental Disabilities	3	1	1	0	0	0	0	0	0	2
Neurology	244	240	148	4	23	0	0	19	46	4
Nuclear Medicine	1	0	0	0	0	0	0	0	0	1
Osteo Neuromusculoskeletal Med	7	2	0	0	2	0	0	0	0	5
Physical Medicine & Rehab	316	312	164	6	120	2	0	13	7	4
Radiation Oncology	175	143	114	8	4	2	0	1	14	32
Radiology-Diagnostic	990	967	660	37	135	8	0	49	78	23
Radiology-Nuclear Med	3	2	1	0	0	0	0	0	1	1
Total PGY-2	2,742	2,649	1,816	117	395	20	1	123	177	93
Physician (R) Positions*										
Anesthesiology	116	108	0	74	0	15	0	10	9	8
Child Neurology	25	12	0	5	0	0	0	2	5	13
Dermatology	29	29	0	17	0	8	0	1	3	0
Neurodevelopmental Disabilities	3	1	0	0	0	0	0	1	0	2
Neurology	20	16	0	4	0	1	0	4	7	4
Osteo Neuromusculoskeletal Med	6	1	0	0	0	1	0	0	0	5
Physical Medicine & Rehab	13	13	0	2	0	7	0	2	2	0
Radiation Oncology	3	2	0	2	0	0	0	0	0	1
Radiology-Diagnostic	33	28	0	14	0	8	0	3	3	5
Total Physician (R)	248	210	0	118	0	40	0	23	29	38
GRAND TOTAL	37,256	35,258	19,924	928	6,363	307	8	3,300	4,428	1,998

* Physician (R) positions are PGY-2 positions starting in the year of the Match that are reserved for applicants who have had prior graduate medical education. Physician positions are not available to senior medical students. In previous *Results and Data Books*, the numbers of R positions were small and they were included in the categorical position counts. In 2014, NRMP began listing R positions separately.

Table 3

Table 3 shows the numbers of positions offered by specialty between 2016 and 2020. The 2020 Match offered 34,266 PGY-1 positions, an increase of 6,406 (23.0%) over 2016. The number of PGY-2 (advanced and physician) positions increased by 100 (3.0%). The combined increase of PGY-1 and PGY-2 positions was 6,506 (21.0%) over 2016.

For the 2013 Main Residency Match, NRMP implemented the "All-In" Policy, and the total number of positions increased by 2,399 (9.0%) over 2012 (data not shown in this report). That increase resulted mainly from growth in Internal Medicine, Pediatrics, and Family Medicine, specialties that historically had offered positions outside the Match. Over the seven years the "All In" Policy has been in effect, the total number of positions has grown by 8,413 (31.4%). In 2020, the number of positions in categorical (including primary) Internal Medicine, Family Medicine, and Pediatrics was 16,745, 1,189 (8.0%) more than in 2019.

Specialties that have increased or decreased by at least 10 percent and 10 positions in the Match between 2016 and 2020 are highlighted in Table 3 with arrows.

Table 3

Positions Offered in the Matching Program, 2016 - 2020

Specialty	2020		2019		2018		2017		2016	
	No.	%	No.	%	No.	%	No.	%	No.	%
PGY-1 Positions										
▲ Anesthesiology	1,370	4.0	1,337	4.2	1,253	4.1	1,202	4.2	1,127	4.0
▲ Child Neurology	159	0.5	145	0.5	134	0.4	128	0.4	116	0.4
▲ Dermatology	31	0.1	30	0.1	25	0.1	26	0.1	21	0.1
▲ Emergency Medicine	2,665	7.8	2,488	7.7	2,278	7.5	2,047	7.1	1,895	6.8
Emergency Med-Anesthesiology	0	0.0	1	0.0	2	0.0	0	0.0	0	0.0
Emergency Med-Family Med	6	0.0	4	0.0	4	0.0	4	0.0	4	0.0
▲ Family Medicine	4,662	13.6	4,107	12.8	3,629	12.0	3,356	11.6	3,238	11.6
Family Medicine-ONMM	2	0.0	1	0.0	4	0.0	0	0.0	0	0.0
Family Med-Preventive Med	3	0.0	4	0.0	3	0.0	6	0.0	6	0.0
▲ Internal Medicine (Categorical)	8,697	25.4	8,116	25.2	7,542	24.9	7,233	25.1	7,024	25.2
Medicine-Anesthesiology	3	0.0	5	0.0	6	0.0	6	0.0	5	0.0
Medicine-Dermatology	6	0.0	7	0.0	6	0.0	6	0.0	6	0.0
Medicine-Emergency Med	30	0.1	26	0.1	26	0.1	26	0.1	29	0.1
Medicine-Family Medicine	0	0.0	0	0.0	2	0.0	2	0.0	2	0.0
Medicine-Medical Genetics	4	0.0	3	0.0	1	0.0	2	0.0	1	0.0
Medicine-Pediatrics	390	1.1	390	1.2	382	1.3	381	1.3	386	1.4
Medicine-Preliminary (PGY-1 Only)	1,911	5.6	1,944	6.0	1,883	6.2	1,915	6.6	1,918	6.9
Medicine-Preventive Med	7	0.0	6	0.0	6	0.0	8	0.0	7	0.0
▲ Medicine-Primary	430	1.3	396	1.2	374	1.2	341	1.2	328	1.2
Medicine-Psychiatry	23	0.1	23	0.1	24	0.1	24	0.1	23	0.1
▲ Interventional Radiology (Integrated)	38	0.1	37	0.1	35	0.1	29	0.1	3	0.0
Neurodevelopmental Disabilities	4	0.0	4	0.0	4	0.0	3	0.0	2	0.0
Neurological Surgery	232	0.7	232	0.7	225	0.7	218	0.8	216	0.8
▲ Neurology	682	2.0	617	1.9	552	1.8	492	1.7	443	1.6
▲ Obstetrics-Gynecology	1,443	4.2	1,395	4.3	1,336	4.4	1,288	4.5	1,265	4.5
OB/GYN-Preliminary (PGY-1 Only)	18	0.1	18	0.1	21	0.1	23	0.1	22	0.1
▲ Orthopedic Surgery	849	2.5	755	2.3	742	2.5	727	2.5	717	2.6
Osteo Neuromusculoskeletal Med	10	0.0	2	0.0	2	0.0	0	0.0	0	0.0
▲ Otolaryngology	350	1.0	328	1.0	315	1.0	305	1.1	304	1.1
Pathology	603	1.8	601	1.9	601	2.0	601	2.1	579	2.1
Pediatrics (Categorical)	2,864	8.4	2,847	8.8	2,768	9.2	2,738	9.5	2,689	9.7
Pediatrics-Anesthesiology	7	0.0	7	0.0	7	0.0	9	0.0	8	0.0
Pediatrics-Emergency Med	8	0.0	8	0.0	8	0.0	10	0.0	7	0.0
Pediatrics-Medical Genetics	22	0.1	21	0.1	20	0.1	15	0.1	14	0.1
Pediatrics-P M & R	4	0.0	4	0.0	3	0.0	2	0.0	4	0.0
▼ Pediatrics-Preliminary	19	0.1	24	0.1	19	0.1	34	0.1	43	0.2
▲ Pediatrics-Primary	92	0.3	90	0.3	90	0.3	83	0.3	79	0.3
Peds/Psych/Child Psych	22	0.1	21	0.1	21	0.1	21	0.1	20	0.1
▲ Physical Medicine & Rehab	151	0.4	138	0.4	133	0.4	119	0.4	112	0.4
▲ Plastic Surgery (Integrated)	180	0.5	172	0.5	168	0.6	159	0.6	152	0.5
Preventive Medicine	1	0.0	1	0.0	1	0.0	1	0.0	1	0.0
▲ Psychiatry	1,858	5.4	1,740	5.4	1,556	5.1	1,495	5.2	1,384	5.0
Psychiatry-Family Medicine	12	0.0	12	0.0	12	0.0	10	0.0	10	0.0
Psychiatry-Neurology	2	0.0	4	0.0	4	0.0	6	0.0	3	0.0
Radiation Oncology	14	0.0	15	0.0	16	0.1	16	0.1	15	0.1
▼ Radiology-Diagnostic	123	0.4	123	0.4	125	0.4	121	0.4	151	0.5
▲ Surgery (Categorical)	1,536	4.5	1,432	4.4	1,319	4.4	1,281	4.4	1,241	4.5
▼ Surgery-Preliminary (PGY-1 Only)	1,174	3.4	1,158	3.6	1,363	4.5	1,325	4.6	1,308	4.7
Thoracic Surgery	38	0.1	37	0.1	36	0.1	37	0.1	38	0.1
▲ Transitional (PGY-1 Only)	1,436	4.2	1,252	3.9	1,086	3.6	908	3.1	838	3.0
▲ Vascular Surgery	75	0.2	66	0.2	60	0.2	60	0.2	56	0.2
TOTAL - PGY1	34,266	100	32,194	100	30,232	100	28,849	100	27,860	100

Table 3

Positions Offered in the Matching Program, 2016 - 2020 (Continued)

Specialty	2020		2019		2018		2017		2016	
	No.	%	No.	%	No.	%	No.	%	No.	%
PGY-2 Positions										
▼ Anesthesiology	398	14.5	428	15.5	447	16.7	441	16.5	481	18.0
Child Neurology	9	0.3	11	0.4	8	0.3	11	0.4	18	0.7
▲ Dermatology	478	17.4	447	16.2	426	15.9	423	15.8	399	15.0
▲ Interventional Radiology (Integrated)	118	4.3	113	4.1	98	3.7	95	3.5	11	0.4
Neurodevelopmental Disabilities	3	0.1	5	0.2	4	0.1	4	0.1	5	0.2
▼ Neurology	244	8.9	281	10.2	287	10.7	294	11.0	304	11.4
Nuclear Medicine	1	0.0	0	0.0	3	0.1	4	0.1	3	0.1
Osteo Neuromusculoskeletal Med	7	0.3	4	0.1	0	0.0	0	0.0	0	0.0
Physical Medicine & Rehab	316	11.5	308	11.2	281	10.5	294	11.0	290	10.9
Preventive Medicine	0	0.0	0	0.0	0	0.0	0	0.0	2	0.1
Psychiatry	0	0.0	0	0.0	0	0.0	0	0.0	1	0.0
Radiation Oncology	175	6.4	192	7.0	177	6.6	177	6.6	168	6.3
Radiology-Diagnostic	990	36.1	965	35.0	944	35.3	932	34.8	982	36.8
Radiology-Nuclear Med	3	0.1	2	0.1	3	0.1	2	0.1	3	0.1
TOTAL - PGY2	2,742	100	2,756	100	2,678	100	2,677	100	2,667	100
Physician (R) Positions*										
▲ Anesthesiology	116	46.8	97	41.3	140	54.5	100	43.3	88	39.5
▼ Child Neurology	25	10.1	34	14.5	26	10.1	33	14.3	36	16.1
Dermatology	29	11.7	27	11.5	21	8.2	14	6.1	20	9.0
Interventional Radiology (Integrated)	0	0.0	1	0.4	3	1.2	1	0.4	1	0.4
Neurodevelopmental Disabilities	3	1.2	4	1.7	7	2.7	2	0.9	1	0.4
Neurology	20	8.1	20	8.5	20	7.8	21	9.1	23	10.3
Nuclear Medicine	0	0.0	0	0.0	2	0.8	2	0.9	2	0.9
Osteo Neuromusculoskeletal Med	6	2.4	1	0.4	0	0.0	0	0.0	0	0.0
Physical Medicine & Rehab	13	5.2	18	7.7	7	2.7	13	5.6	12	5.4
Psychiatry	0	0.0	0	0.0	0	0.0	0	0.0	1	0.4
Radiation Oncology	3	1.2	4	1.7	1	0.4	8	3.5	3	1.3
Radiology-Diagnostic	33	13.3	29	12.3	30	11.7	37	16.0	35	15.7
Radiology-Nuclear Med	0	0.0	0	0.0	0	0.0	0	0.0	1	0.4
TOTAL - Physician (R)	248	100	235	100	257	100	231	100	223	100
GRAND TOTAL	37,256	100	35,185	100	33,167	100	31,757	100	30,750	100

▲▼ Denotes increase/decrease in matched applicants of more than 10 percent and 10 positions between 2016 and 2020.

* Physician (R) positions are PGY-2 positions starting in the year of the Match that are reserved for applicants who have had prior graduate medical education. Physician positions are not available to senior medical students. In previous *Results and Data Books*, the numbers of R positions were small and they were included in the categorical position counts. In 2014, NRMP began listing R positions separately.

Table 4

Many applicants in addition to U.S. MD seniors seek residency positions through the NRMP. Trend data for different applicant groups are shown in Figure 2 and Table 4. The arrows in Table 4 indicate increases in the numbers of active applicants that were greater than the overall increase of 8.3 percent for all active applicants between 2016 and 2020.

In 2020, the number of active applicants was 40,084, 1,708 (4.0%) more than in 2019. Most of that increase can be attributed to the rising participation of U.S. DO seniors (1,103) as a result of the transition to a single accreditation system. The number of active U.S. DO seniors in 2020 was 6,581, 3,599 (a 121.0%) more than in 2016 (2,982).

The overall 2020 PGY-1 match rate was 80.8 percent, 1.2 percentage points higher than 2019 and the highest since 1993. The PGY-1 match rate for U.S. MD seniors (93.7%) was 0.2 percentage point lower than 2019 but still consistent with the historical average of 92-95 percent. The PGY-1 match rate for U.S. DO seniors (90.7%) was 2.6 percentage points higher than 2019 and the highest on record. The PGY-1 match rate for U.S. citizen students/graduates of international medical schools was 61.0 percent, the highest since 1991. The number of active non-U.S. citizen students/graduates of international medical schools was 38 more than 2019, and the PGY-1 match rate was 61.1 percent, 2.5 percentage points higher than 2019 and the highest match rate since 1990.

Figure 2 Number of Active Applicants and Percent Matched to PGY-1 Positions, 2016- 2020



*Foreign-trained physicians includes both U.S. citizen and non-U.S. citizen graduates of international medical schools.

Table 4

Applicants in the Matching Program, 2016 - 2020

Applicant	2020		2019		2018		2017		2016	
	No.	%	No.	%	No.	%	No.	%	No.	%
Seniors of U.S. MD Medical Schools										
Active Applicants*	19,326	100	18,925	100	18,818	100	18,539	100	18,187	100
Matched PGY-1	18,108	93.7	17,763	93.9	17,740	94.3	17,480	94.3	17,057	93.8
Unmatched PGY-1	1,218	6.3	1,162	6.1	1,078	5.7	1,059	5.7	1,130	6.2
Withdraw	376	1.9	414	2.1	428	2.2	431	2.3	401	2.1
No Rank List	79	0.4	78	0.4	66	0.3	60	0.3	80	0.4
Total	19,781	100	19,417	100	19,312	100	19,030	100	18,668	100
Graduates of U.S. MD Medical Schools										
Active Applicants*	1,519	100	1,485	100	1,511	100	1,472	100	1,502	100
Matched PGY-1	693	45.6	674	45.4	662	43.8	677	46.0	732	48.7
Unmatched PGY-1	826	54.4	811	54.6	849	56.2	795	54.0	770	51.3
Withdraw	79	4.4	93	5.2	85	4.8	82	4.5	89	4.8
No Rank List	187	10.5	201	11.3	192	10.7	265	14.6	258	14.0
Total	1,785	100	1,779	100	1,788	100	1,819	100	1,849	100
Seniors of U.S. DO Medical Schools										
▲ Active Applicants*	6,581	100	5,478	100	4,275	100	3,335	100	2,763	100
Matched PGY-1	5,968	90.7	4,825	88.1	3,630	84.9	2,835	85.0	2,316	83.8
Unmatched PGY-1	613	9.3	653	11.9	645	15.1	500	15.0	447	16.2
Withdraw	180	2.6	812	12.8	1,128	20.4	1,119	24.5	1,029	26.5
No Rank List	50	0.7	76	1.2	132	2.4	116	2.5	93	2.4
Total	6,811	100	6,366	100	5,535	100	4,570	100	3,885	100
Graduates of U.S. DO Medical Schools										
▲ Active Applicants*	573	100	523	100	342	100	255	100	219	100
Matched PGY-1	247	43.1	251	48.0	141	41.2	98	38.4	80	36.5
Unmatched PGY-1	326	56.9	272	52.0	201	58.8	157	61.6	139	63.5
Withdraw	39	5.5	108	14.9	99	19.1	105	24.4	79	20.1
No Rank List	102	14.3	93	12.8	78	15.0	70	16.3	95	24.2
Total	714	100	724	100	519	100	430	100	393	100
U.S. Citizen Students/Graduates of International Medical Schools										
Active Applicants*	5,167	100	5,080	100	5,075	100	5,069	100	5,323	100
Matched PGY-1	3,154	61.0	2,997	59.0	2,900	57.1	2,777	54.8	2,869	53.9
Unmatched PGY-1	2,013	39.0	2,083	41.0	2,175	42.9	2,292	45.2	2,454	46.1
Withdraw	570	8.3	540	7.7	569	8.1	594	8.3	650	8.8
No Rank List	1,156	16.8	1,355	19.4	1,342	19.2	1,486	20.8	1,391	18.9
Total	6,893	100	6,975	100	6,986	100	7,149	100	7,364	100
Non-U.S. Citizen Students/Graduates of International Medical Schools										
Active Applicants*	6,907	100	6,869	100	7,067	100	7,284	100	7,460	100
Matched PGY-1	4,222	61.1	4,028	58.6	3,962	56.1	3,814	52.4	3,769	50.5
Unmatched PGY-1	2,685	38.9	2,841	41.4	3,105	43.9	3,470	47.6	3,691	49.5
Withdraw	680	7.6	740	7.9	805	8.3	778	7.7	841	8.3
No Rank List	1,369	15.3	1,701	18.3	1,866	19.2	2,065	20.4	1,869	18.4
Total	8,956	100	9,310	100	9,738	100	10,127	100	10,170	100
Students/Graduates of Canadian Medical Schools and Fifth Pathway Programs										
Active Applicants*	11	100	16	100	15	100	15	100	22	100
Matched PGY-1	7	63.6	12	75.0	5	33.3	7	46.7	13	59.1
Unmatched PGY-1	4	36.4	4	25.0	10	66.7	8	53.3	9	40.9
Withdraw	4	21.1	11	34.4	7	22.6	9	28.1	10	24.4
No Rank List	4	21.1	5	15.6	9	29.0	8	25.0	9	22.0
Total	19	100	32	100	31	100	32	100	41	100
All Applicants										
Active Applicants*	40,084	100	38,376	100	37,103	100	35,969	100	35,476	100
Matched PGY-1	32,399	80.8	30,550	79.6	29,040	78.3	27,688	77.0	26,836	75.6
Unmatched PGY-1	7,685	19.2	7,826	20.4	8,063	21.7	8,281	23.0	8,640	24.4
Withdraw	1,928	4.3	2,718	6.1	3,121	7.1	3,118	7.2	3,099	7.3
No Rank List	2,947	6.6	3,509	7.9	3,685	8.4	4,070	9.4	3,795	9.0
Total	44,959	100	44,603	100	43,909	100	43,157	100	42,370	100

▲ Denotes that the percentage increase in active applicants for this group was greater than the overall increase of 13.0% for all active applicants between 2016 and 2020.

* Applicants who submitted a certified rank order list of programs

Note: Match rates are based on all active applicants regardless of their ranking behavior. Therefore, applicants who matched to PGY-1 positions are counted as matched even if they ranked and did not match to a PGY-2 position.

Applicants who ranked only advanced and physician (R) programs are counted as unmatched in this table because they did not match to a PGY-1 position.

Table 5

Table 5 shows the ratios of PGY-1 positions to active applicants from 1976 through 2020. The same data are shown graphically in Figure 3. The red line in Figure 3 represents the point at which there are equal numbers of applicants and positions; above the red line represents more positions than applicants, below the line more applicants than positions. Active applicants are defined as those who certify rank order lists of programs.

- In 2020, the ratio of PGY-1 positions per active U.S. MD senior was 1.77. Historically, the ratio declined from 2.0 positions per U.S. MD senior in 1972 (not shown) to a low of 1.25 positions per U.S. MD senior in 1984 and 1985.
- The ratio of PGY-1 positions to total applicants (rather than only U.S. MD seniors) roughly followed the trend of U.S. MD seniors because more than half of all applicants are from that group. In 2020, the ratio was 0.85 positions per applicant, the highest since 2006, but below the overall average of 0.89 positions per applicant between 1976 and 2020.

Figure 3 Positions per All Active and Active MD Senior Applicants, 1976 - 2020

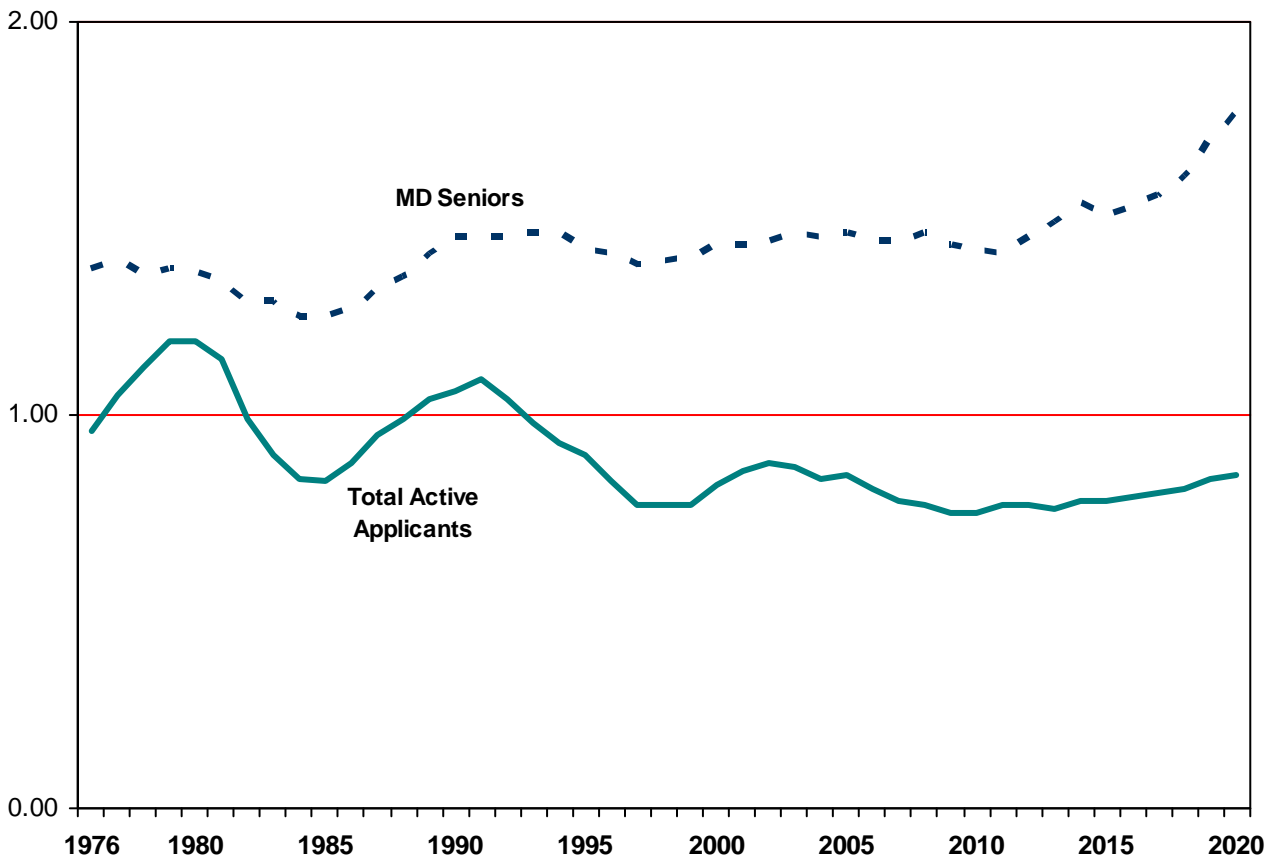


Table 5 Number of PGY-1 Positions per Active Applicant, 1976 - 2020

Year	Number of Positions	Active MD Seniors	Positions Per MD Senior	Active Total	Positions Per Active Applicant
1976	16,112	11,735	1.37	16,728	0.96
1977	16,574	11,898	1.39	15,854	1.05
1978	17,219	12,666	1.36	15,354	1.12
1979	17,824	13,036	1.37	14,985	1.19
1980	18,055	13,322	1.36	15,129	1.19
1981	18,331	13,705	1.34	16,104	1.14
1982	18,300	14,144	1.29	18,410	0.99
1983	17,952	13,969	1.29	20,044	0.90
1984	18,457	14,741	1.25	22,052	0.84
1985	18,535	14,849	1.25	22,386	0.83
1986	18,770	14,737	1.27	21,357	0.88
1987	19,047	14,466	1.32	20,054	0.95
1988	19,513	14,499	1.35	19,808	0.99
1989	19,955	14,117	1.41	19,207	1.04
1990	20,101	13,908	1.45	19,004	1.06
1991	20,192	13,943	1.45	18,450	1.09
1992	20,394	14,030	1.45	19,519	1.04
1993	20,598	14,094	1.46	20,916	0.98
1994	20,772	14,207	1.46	22,352	0.93
1995	20,751	14,621	1.42	22,936	0.90
1996	20,563	14,539	1.41	24,718	0.83
1997	20,209	14,614	1.38	26,323	0.77
1998	20,299	14,610	1.39	26,360	0.77
1999	20,453	14,607	1.40	26,462	0.77
2000	20,598	14,358	1.43	25,056	0.82
2001	20,642	14,455	1.43	23,981	0.86
2002	20,602	14,336	1.44	23,459	0.88
2003	20,908	14,332	1.46	23,965	0.87
2004	21,192	14,609	1.45	25,246	0.84
2005	21,454	14,719	1.46	25,348	0.85
2006	21,659	15,008	1.44	26,715	0.81
2007	21,845	15,206	1.44	27,944	0.78
2008	22,240	15,242	1.46	28,737	0.77
2009	22,427	15,638	1.43	29,888	0.75
2010	22,809 *	16,070	1.42*	30,543	0.75*
2011	23,418 *	16,559	1.41*	30,589	0.77*
2012	24,006 *	16,527	1.45*	31,355	0.77*
2013	26,138 *	17,487	1.49*	34,355	0.76*
2014	26,678 *	17,374	1.54*	34,270	0.78*
2015	27,293 *	18,025	1.51*	34,905	0.78*
2016	27,860 *	18,187	1.53*	35,476	0.79*
2017	28,849 *	18,539	1.56*	35,969	0.80*
2018	30,232 *	18,818	1.61*	37,103	0.81*
2019	32,194 *	18,925	1.70*	38,376	0.84*
2020	34,266 *	19,326	1.77*	40,084	0.85*

Note: Applicants who withdrew or did not rank programs are excluded.

* Physician (R) positions are excluded. R positions are PGY-2 positions starting in the year of the Match that are reserved for applicants who have had prior graduate medical education. Physician positions are not available to senior medical students. In previous *Results and Data Books*, the numbers of R positions were small and they were included in the categorical position counts.

Table 6

Table 6 displays the match rates to PGY-1 positions for U.S. MD seniors, U.S. DO seniors, U.S. citizens trained in international medical schools (U.S. IMGs), non-U.S. citizens trained in international medical schools (non-U.S. IMGs), and other applicants (Canadian medical school students/graduates, Fifth Pathway applicants, DO graduates and MD graduates) since 1992. The data are shown graphically in Figure 4 since 1995. Match rate is defined in Table 6 and Figure 4 as the percentage of active applicants who matched to PGY-1 positions.

- 93.7 percent of U.S. MD seniors matched to PGY-1 positions in 2020, within the historical 92-95 percent rate.
- 90.7 percent of U.S. DO seniors matched to PGY-1 positions, the highest ever.
- 61.0 percent of U.S. IMGs matched to PGY-1 positions, the highest match rate since 1991 (not reflected on Table).
- 61.1 percent of non-U.S. citizen IMGs matched to PGY-1 positions, the highest match rate since 1990 (not reflected on Table).

Figure 4 PGY-1 Match Rates by Applicant Type, 1992 - 2020

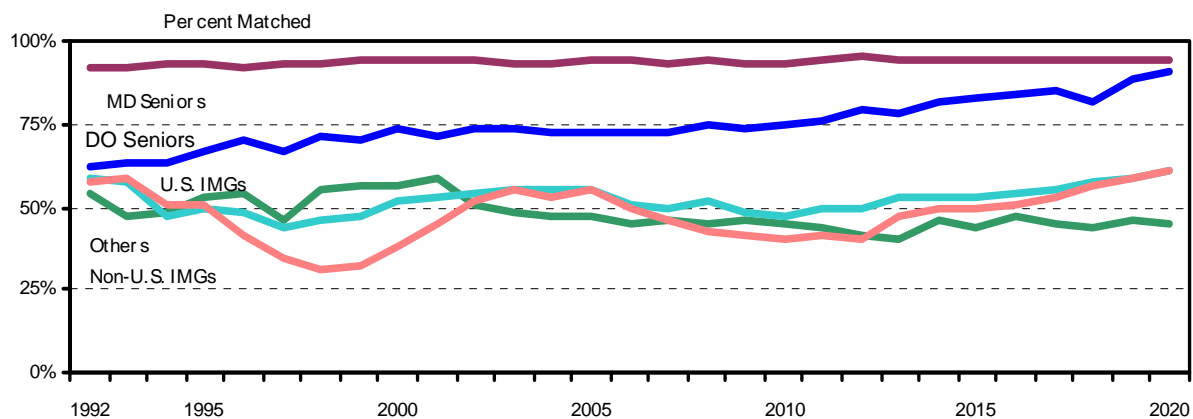


Table 6 PGY-1 Match Rates, 1992 - 2020

Year	Number of Positions	Total Active Applicants	Percent Matched					All Applicants
			MD Seniors	DO Seniors	U.S. IMGs	Non-U.S. IMGs	Others	
1992	20,394	19,519	92.4	62.1	58.7	58.0	53.5	83.3
1993	20,598	20,916	92.4	63.7	57.2	58.4	47.2	92.1
1994	20,772	22,352	93.0	63.5	47.5	50.9	48.6	77.9
1995	20,751	22,936	92.7	66.1	49.8	50.5	52.8	77.9
1996	20,563	24,718	92.1	70.4	48.5	40.9	53.7	72.8
1997	20,209	26,323	92.7	66.9	43.5	34.5	46.1	69.0
1998	20,299	26,360	93.5	71.7	45.5	31.4	55.4	69.0
1999	20,453	26,462	93.8	69.6	47.5	32.2	56.3	69.5
2000	20,598	25,056	93.9	73.1	51.4	38.5	55.8	73.4
2001	20,642	23,981	93.7	71.2	52.4	44.8	58.3	76.5
2002	20,602	23,459	94.1	73.3	53.8	51.3	50.2	78.6
2003	20,908	23,965	93.2	73.1	54.6	55.7	48.3	78.5
2004	21,192	25,246	92.9	72.7	55.4	52.4	47.4	76.8
2005	21,454	25,348	93.7	72.1	54.7	55.6	47.3	78.0
2006	21,659	26,715	93.7	72.8	50.6	48.9	45.3	75.1
2007	21,845	27,944	93.4	72.6	50.0	45.5	46.5	73.4
2008	22,240	28,737	94.2	74.2	51.9	42.4	45.3	72.9
2009	22,427	29,888	93.1	73.6	47.8	41.6	46.1	71.4
2010	22,809*	30,543	93.3	75.0*	47.3*	39.8*	45.0*	71.2*
2011	23,418*	30,589	94.1	75.4*	50.0*	40.9*	43.7*	73.2*
2012	24,006*	31,355	95.1	78.8*	49.1*	40.6*	41.9*	73.1*
2013	26,138*	34,355	93.7	78.5*	52.8*	47.0*	40.7*	73.5*
2014	26,678*	34,270	94.4	82.1*	53.0*	49.5*	46.0*	75.0*
2015	27,293*	34,905	93.9	82.7*	53.1*	49.4*	43.4*	75.2*
2016	27,860*	35,476	93.8	83.8*	53.9*	50.5*	47.3*	75.6*
2017	28,849*	35,969	94.3	85.0*	54.8*	52.4*	44.9*	77.0*
2018	30,232*	37,103	94.3	81.7*	57.1*	56.1*	43.3*	78.3*
2019	32,194*	38,376	93.9	88.1*	59.0*	58.6*	46.3*	79.6*
2020	34,266*	40,084	93.7	90.7*	61.0*	61.1*	45.0*	80.8*

* Physician (R) positions are excluded. R positions are PGY-2 positions starting in the year of the Match that are reserved for applicants who have had prior graduate medical education. Physician positions are not available to senior medical students. In previous *Results and Data Books*, the numbers of R positions were small and they were included in the categorical position counts.

Tables 7 and 8

Table 7 displays the numbers of positions offered by specialty, as well as the numbers filled by U.S. MD seniors (Table 7A), U.S. DO seniors (Table 7B), and an aggregate of all applicants (including U.S. MD seniors and U.S. DO seniors respectively) from 2016 through 2020. The data in Table 7A are shown graphically in Figure 5 for specialties that offered at least 100 positions. Table 8 displays the same information in percentages.

- In 2020, 35,258 matches were made to PGY-1 and PGY-2 (advanced and physician) positions, an all-time high and an increase of 1,841 (6.0%) over 2019.
- In 2020, primary care specialties offered record-high numbers of positions and had high position fill rates.
 - Though the numbers of positions for Internal Medicine (categorical) has fluctuated, 8,697 positions in 2020 is the highest number on record. The position fill rate for the specialty was 95.7 percent. U.S. MD seniors filled 40.2 percent while the U.S. DO seniors fill rate increased from 6.9 percent to 16.0 percent in the last five years.
 - Family Medicine has experienced position increases every year since 2009. In 2020, Family Medicine offered 4,662 positions and filled 4,313 (92.5%). U.S. MD seniors filled only 33.1 percent of all positions; however, a record number 1,392 U.S. DO seniors matched, accounting for 29.9 percent of applicants who matched in the specialty.
 - Pediatrics (categorical) has gained positions every year since 2005 and offered a record-high 2,864 positions in 2020. The overall fill rate was 98.2 percent, with 60.4 percent being filled by U.S. MD seniors.
- The number of Psychiatry positions has grown every year since 2008, and the 1,858 positions offered in 2020 was the highest on record. The 98.9 percent fill rate is among the highest on record.
- Emergency Medicine has gained positions every year since 1983 when the specialty joined the Match and in 2020 offered 2,665 positions. The total position fill rate was 99.5 percent, but only 64.3 percent were filled by U.S. MD seniors, the lowest percentage ever.

Other trends of note are:

- Top ten specialties/specialty tracks with at least 10 positions in the Match filled by U.S. MD seniors:
 - Plastic Surgery (Integrated)
 - Peds/Psych/Child Psych
 - Otolaryngology
 - Neurological Surgery
 - Thoracic Surgery
 - Psychiatry-Family Medicine
 - Vascular Surgery
 - Medicine-Pediatrics
 - Orthopedic Surgery
 - Interventional Radiology (Integrated)
- Top ten specialties/specialty tracks with at least 10 positions in the Match filled by U.S. DO seniors:
 - Osteo Neuromusculoskeletal Med
 - Physical Medicine & Rehab
 - Medicine-Emergency Med
 - Family Medicine
 - Emergency Medicine
 - Radiology-Diagnostic
 - Dermatology
 - Anesthesiology
 - Psychiatry
 - Pediatrics (Categorical)

Table 7A Positions Offered and Number Filled by MD Seniors and All Applicants, 2016 - 2020

Specialty	2020			2019			2018			2017			2016		
	Offered	Filled #MD #Tot		Offered	Filled #MD #Tot		Offered	Filled #MD #Tot		Offered	Filled #MD #Tot		Offered	Filled #MD #Tot	
PGY-1 Positions															
▲Anesthesiology	1,370	936 1,369		1,337	907 1,316		1,253	861 1,226		1,202	803 1,146		1,127	774 1,072	
▲Child Neurology	159	111 151		145	102 133		134	101 129		128	97 119		116	90 109	
Dermatology	31	23 31		30	23 28		25	22 23		26	24 26		21	21 21	
▲Emergency Medicine	2,665	1,713 2,652		2,488	1,617 2,458		2,278	1,606 2,265		2,047	1,601 2,041		1,895	1,486 1,894	
Emergency Med-Anesthesiology	0	0 0		1	0 1		2	2 2		0	0 0		0	0 0	
Emergency Med-Family Med	6	2 6		4	1 4		4	3 4		4	2 4		4	2 4	
Family Medicine	4,662	1,543 4,313		4,107	1,601 3,827		3,629	1,628 3,510		3,356	1,513 3,215		3,238	1,467 3,083	
Family Medicine-ONMM	2	0 2		1	0 1		4	0 4		0	0 0		0	0 0	
Family Med-Preventive Med	3	2 2		4	3 4		3	3 3		6	5 6		6	1 6	
Internal Medicine (Categorical)	8,697	3,496 8,324		8,116	3,366 7,892		7,542	3,195 7,363		7,233	3,245 7,101		7,024	3,291 6,938	
Medicine-Anesthesiology	3	3 3		5	4 4		6	6 6		6	4 4		5	5 5	
Medicine-Dermatology	6	5 5		7	6 7		6	5 5		6	6 6		6	6 6	
Medicine-Emergency Med	30	19 30		26	20 26		26	22 26		26	21 26		29	24 27	
Medicine-Family Medicine	0	0 0		0	0 0		2	2 2		2	2 2		2	2 2	
Medicine-Medical Genetics	4	2 3		3	1 1		1	1 1		2	1 1		1	0 0	
Medicine-Pediatrics	390	316 381		390	315 383		382	306 377		381	291 356		386	329 384	
Medicine-Preliminary (PGY-1 Only)	1,911	1,313 1,759		1,944	1,356 1,796		1,883	1,370 1,762		1,915	1,436 1,843		1,918	1,415 1,818	
Medicine-Preventive Med	7	4 7		6	2 6		6	4 6		8	2 6		7	3 6	
▲Medicine-Primary	430	247 423		396	239 386		374	229 372		341	224 341		328	210 325	
Medicine-Psychiatry	23	18 23		23	18 23		24	20 24		24	15 24		23	19 23	
▲Interventional Radiology (Integrated)	38	25 37		37	30 37		35	34 35		29	23 27		3	3 3	
Neurodevelopmental Disabilities	4	3 4		4	3 4		4	3 4		3	3 3		2	2 2	
Neurological Surgery	232	203 232		232	213 231		225	203 225		218	183 218		216	200 214	
▲Neurology	682	317 665		617	284 594		552	280 539		492	249 479		443	236 440	
▲Obstetrics-Gynecology	1,443	1,089 1,440		1,395	1,049 1,392		1,336	1,051 1,330		1,288	1,049 1,288		1,265	981 1,257	
OB/GYN-Preliminary (PGY-1 Only)	18	3 9		18	4 9		21	6 11		23	6 14		22	4 11	
Orthopedic Surgery	849	686 844		755	693 752		742	691 738		727	668 726		717	650 717	
Osteo Neuromusculoskeletal Med	10	0 8		2	0 0		2	0 2		0	0 0		0	0 0	
▲Otolaryngology	350	310 348		328	308 328		315	284 303		305	279 291		304	272 302	
▼Pathology	603	204 587		601	201 569		601	220 568		601	216 545		579	248 549	
Pediatrics (Categorical)	2,864	1,731 2,812		2,847	1,715 2,778		2,768	1,746 2,711		2,738	1,849 2,693		2,689	1,829 2,675	
Pediatrics-Anesthesiology	7	7 7		7	6 7		7	6 7		9	7 8		8	6 7	
Pediatrics-Emergency Med	8	5 8		8	6 8		8	4 8		10	5 9		7	7 7	
Pediatrics-Medical Genetics	22	13 20		21	14 16		20	14 18		15	8 13		14	10 14	
Pediatrics-P M & R	4	2 4		4	2 3		3	3 3		2	2 2		4	3 4	
▼Pediatrics-Preliminary	19	9 12		24	12 19		19	10 14		34	23 27		43	26 37	
Pediatrics-Primary	92	36 90		90	36 89		90	36 86		83	31 82		79	34 79	
Peds/Psych/Child Psych	22	20 22		21	20 21		21	17 20		21	19 21		20	18 20	
▲Physical Medicine & Rehab	151	81 151		138	69 138		133	76 133		119	74 118		112	69 110	
▲Plastic Surgery (Integrated)	180	165 180		172	158 172		168	156 167		159	148 157		152	133 151	
Preventive Medicine	1	0 1		1	0 1		1	0 1		1	0 1		1	0 1	
▲Psychiatry	1,858	1,138 1,838		1,740	1,054 1,720		1,556	982 1,540		1,495	923 1,491		1,384	850 1,373	
Psychiatry-Family Medicine	12	10 12		12	12 12		12	12 12		10	8 10		10	9 10	
Psychiatry-Neurology	2	2 2		4	3 3		4	3 3		6	3 3		3	3 3	
Radiation Oncology	14	8 11		15	13 14		16	15 15		16	16 16		15	14 15	
▼Radiology-Diagnostic	123	50 116		123	73 122		125	77 125		121	73 120		151	93 141	
Surgery (Categorical)	1,536	1,033 1,531		1,432	1,053 1,432		1,319	1,005 1,314		1,281	1,005 1,276		1,241	948 1,239	
▼Surgery-Preliminary (PGY-1 Only)	1,174	290 583		1,158	277 581		1,363	567 888		1,325	522 817		1,308	511 843	
Thoracic Surgery	38	32 38		37	34 37		36	31 36		37	30 34		38	31 37	
▲Transitional (PGY-1 Only)	1,436	822 1,230		1,252	788 1,101		1,086	772 1,016		908	718 873		838	673 796	
▲Vascular Surgery	75	61 73		66	52 64		60	50 58		60	48 59		56	49 56	
TOTAL - PGY-1	34,266	18,108 32,399		32,194	17,763 30,550		30,232	17,740 29,040		28,849	17,480 27,688		27,860	17,057 26,836	

Table 7A Positions Offered and Number Filled by MD Seniors and All Applicants, 2016 - 2020 (Continued)

Specialty	2020			2019			2018			2017			2016		
	Offered	Filled #MD	#Tot	Offered	Filled #MD	#Tot	Offered	Filled #MD	#Tot	Offered	Filled #MD	#Tot	Offered	Filled #MD	#Tot
PGY-2 Positions															
Anesthesiology	398	265	396	428	246	420	447	246	442	441	229	414	481	290	441
Child Neurology	9	1	6	11	1	9	8	3	7	11	5	9	18	8	16
Dermatology	478	368	469	447	370	444	426	348	420	423	346	415	399	341	389
▲ Interventional Radiology (Integrated)	118	94	111	113	101	113	98	93	98	95	82	91	11	11	11
Neurodevelopmental Disabilities	3	1	1	5	2	3	4	2	2	4	3	3	5	0	0
▼ Neurology	244	148	240	281	175	266	287	190	283	294	185	284	304	201	298
Nuclear Medicine	1	0	0	0	0	0	3	0	3	4	0	4	3	0	1
Osteo Neuromusculoskeletal Med	7	0	2	4	0	3	0	0	0	0	0	0	0	0	0
Physical Medicine & Rehab	316	164	312	308	151	305	281	166	281	294	181	294	290	153	283
Preventive Medicine	0	0	0	0	0	0	0	0	0	0	0	0	2	0	2
Psychiatry	0	0	0	0	0	0	0	0	0	0	0	0	1	1	1
▼ Radiation Oncology	175	114	143	192	147	163	177	162	172	177	164	173	168	155	167
Radiology-Diagnostic	990	660	967	965	665	950	944	683	939	932	667	917	982	661	947
Radiology-Nuclear Med	3	1	2	2	1	2	3	1	3	2	1	2	3	2	3
TOTAL - PGY-2	2,742	1,816	2,649	2,756	1,859	2,678	2,678	1,894	2,650	2,677	1,863	2,606	2,667	1,823	2,559
Physician (R) Positions*															
Anesthesiology	116	0	108	97	0	91	140	0	120	100	0	86	88	0	77
Child Neurology	25	0	12	34	0	12	26	0	12	33	0	19	36	0	18
Dermatology	29	0	29	27	0	25	21	0	20	14	0	13	20	0	19
Interventional Radiology (Integrated)	0	0	0	1	0	1	3	0	3	1	0	1	1	0	1
Neurodevelopmental Disabilities	3	0	1	4	0	1	7	0	2	2	0	0	1	0	0
Neurology	20	0	16	20	0	14	20	0	18	21	0	16	23	0	17
Nuclear Medicine	0	0	0	0	0	0	2	0	1	2	0	1	2	0	2
Osteo Neuromusculoskeletal Med	6	0	1	1	0	0	0	0	0	0	0	0	0	0	0
Physical Medicine & Rehab	13	0	13	18	0	16	7	0	7	13	0	13	12	0	12
Psychiatry	0	0	0	0	0	0	0	0	0	0	0	0	1	0	1
Radiation Oncology	3	0	2	4	0	2	1	0	1	8	0	4	3	0	3
Radiology-Diagnostic	33	0	28	29	0	27	30	0	25	37	0	31	35	0	26
Radiology-Nuclear Med	0	0	0	0	0	0	0	0	0	0	0	0	1	0	1
TOTAL - Physician (R)	248	0	210	235	0	189	257	0	209	231	0	184	223	0	177
GRAND TOTAL	37,256	19,924	35,258	35,185	19,622	33,417	33,167	19,634	31,899	31,757	19,343	30,478	30,750	18,880	29,572

▲ Denotes increase/decrease in number of positions filled by MD seniors of more than 10 percent and 10 positions between 2016 and 2020.

* Physician (R) positions are PGY-2 positions starting in the year of the Match that are reserved for applicants who have had prior graduate medical education. Physician positions are not available to senior medical students. In previous *Results and Data Books*, the numbers of R positions were small and they were included in the categorical position counts. In 2014, NRMP began listing R positions separately.

Table 7B Positions Offered and Number Filled by DO Seniors and All Applicants, 2016 - 2020

Specialty	2020			2019			2018			2017			2016		
	Offered	Filled #DO	#Tot	Offered	Filled #DO	#Tot	Offered	Filled #DO	#Tot	Offered	Filled #DO	#Tot	Offered	Filled #DO	#Tot
PGY-1 Positions															
▲Anesthesiology	1,370	262	1,369	1,337	243	1,316	1,253	203	1,226	1,202	155	1,146	1,127	152	1,072
▲Child Neurology	159	20	151	145	6	133	134	11	129	128	8	119	116	5	109
Dermatology	31	6	31	30	3	28	25	0	23	26	0	26	21	0	21
▲Emergency Medicine	2,665	683	2,652	2,488	618	2,458	2,278	457	2,265	2,047	267	2,041	1,895	210	1,894
Emergency Med-Anesthesiology	0	0	0	1	0	1	2	0	2	0	0	0	0	0	0
Emergency Med-Family Med	6	3	6	4	1	4	4	1	4	4	1	4	4	0	4
▲Family Medicine	4,662	1,392	4,313	4,107	937	3,827	3,629	671	3,510	3,356	562	3,215	3,238	372	3,083
Family Medicine-ONMM	2	2	2	1	1	1	4	4	4	0	0	0	0	0	0
Family Med-Preventive Med	3	0	2	4	1	4	3	0	3	6	0	6	6	3	6
▲Internal Medicine (Categorical)	8,697	1,389	8,324	8,116	1,140	7,892	7,542	839	7,363	7,233	665	7,101	7,024	482	6,938
Medicine-Anesthesiology	3	0	3	5	0	4	6	0	6	6	0	4	5	0	5
Medicine-Dermatology	6	0	5	7	0	7	6	0	5	6	0	6	6	0	6
Medicine-Emergency Med	30	9	30	26	4	26	26	3	26	26	3	26	29	2	27
Medicine-Family Medicine	0	0	0	0	0	0	2	0	2	2	0	2	2	0	2
Medicine-Medical Genetics	4	0	3	3	0	1	1	0	1	2	0	1	1	0	0
▲Medicine-Pediatrics	390	36	381	390	31	383	382	47	377	381	26	356	386	25	384
▲Medicine-Preliminary (PGY-1 Only)	1,911	162	1,759	1,944	163	1,796	1,883	158	1,762	1,915	127	1,843	1,918	123	1,818
Medicine-Preventive Med	7	0	7	6	0	6	6	0	6	8	0	6	7	0	6
▲Medicine-Primary	430	41	423	396	33	386	374	31	372	341	16	341	328	12	325
Medicine-Psychiatry	23	0	23	23	5	23	24	2	24	24	2	24	23	1	23
Interventional Radiology (Integrated)	38	5	37	37	4	37	35	1	35	29	4	27	3	0	3
Neurodevelopmental Disabilities	4	0	4	4	0	4	4	1	4	3	0	3	2	0	2
Neurological Surgery	232	3	232	232	4	231	225	3	225	218	1	218	216	0	214
▲Neurology	682	103	665	617	96	594	552	60	539	492	52	479	443	49	440
▲Obstetrics-Gynecology	1,443	221	1,440	1,395	221	1,392	1,336	152	1,330	1,288	122	1,288	1,265	123	1,257
OB/GYN-Preliminary (PGY-1 Only)	18	1	9	18	1	9	21	0	11	23	0	14	22	0	11
▲Orthopedic Surgery	849	112	844	755	13	752	742	4	738	727	3	726	717	4	717
Osteo Neuromusculoskeletal Med	10	8	8	2	0	0	2	2	2	0	0	0	0	0	0
▲Otolaryngology	350	17	348	328	13	328	315	3	303	305	1	291	304	1	302
▲Pathology	603	67	587	601	49	569	601	54	568	601	30	545	579	43	549
▲Pediatrics (Categorical)	2,864	483	2,812	2,847	477	2,778	2,768	399	2,711	2,738	358	2,693	2,689	348	2,675
Pediatrics-Anesthesiology	7	0	7	7	0	7	7	0	7	9	1	8	8	0	7
Pediatrics-Emergency Med	8	1	8	8	2	8	8	2	8	10	1	9	7	0	7
Pediatrics-Medical Genetics	22	3	20	21	2	16	20	2	18	15	1	13	14	1	14
Pediatrics-P M & R	4	2	4	4	1	3	3	0	3	2	0	2	4	1	4
Pediatrics-Preliminary	19	0	12	24	1	19	19	0	14	34	2	27	43	2	37
Pediatrics-Primary	92	11	90	90	9	89	90	3	86	83	3	82	79	3	79
Peds/Psych/Child Psych	22	1	22	21	1	21	21	3	20	21	1	21	20	0	20
▲Physical Medicine & Rehab	151	60	151	138	49	138	133	44	133	119	32	118	112	26	110
Plastic Surgery (Integrated)	180	0	180	172	1	172	168	2	167	159	1	157	152	1	151
Preventive Medicine	1	0	1	1	0	1	1	0	1	1	0	1	1	0	1
▲Psychiatry	1,858	335	1,838	1,740	315	1,720	1,556	241	1,540	1,495	207	1,491	1,384	183	1,373
Psychiatry-Family Medicine	12	2	12	12	0	12	12	0	12	10	1	10	10	1	10
Psychiatry-Neurology	2	0	2	4	0	3	4	0	3	6	0	3	3	0	3
Radiation Oncology	14	1	11	15	0	14	16	0	15	16	0	16	15	0	15
Radiology-Diagnostic	123	28	116	123	24	122	125	24	125	121	22	120	151	25	141
▲Surgery (Categorical)	1,536	202	1,531	1,432	124	1,432	1,319	70	1,314	1,281	56	1,276	1,241	47	1,239
Surgery-Preliminary (PGY-1 Only)	1,174	31	583	1,158	36	581	1,363	43	888	1,325	28	817	1,308	33	843
Thoracic Surgery	38	1	38	37	0	37	36	0	36	37	0	34	38	1	37
▲Transitional (PGY-1 Only)	1,436	260	1,230	1,252	191	1,101	1,086	92	1,016	908	75	873	838	35	796
Vascular Surgery	75	5	73	66	5	64	60	1	58	60	1	59	56	2	56
TOTAL - PGY-1	34,266	5,968	32,399	32,194	4,825	30,550	30,232	3,633	29,040	28,849	2,835	27,688	27,860	2,316	26,836

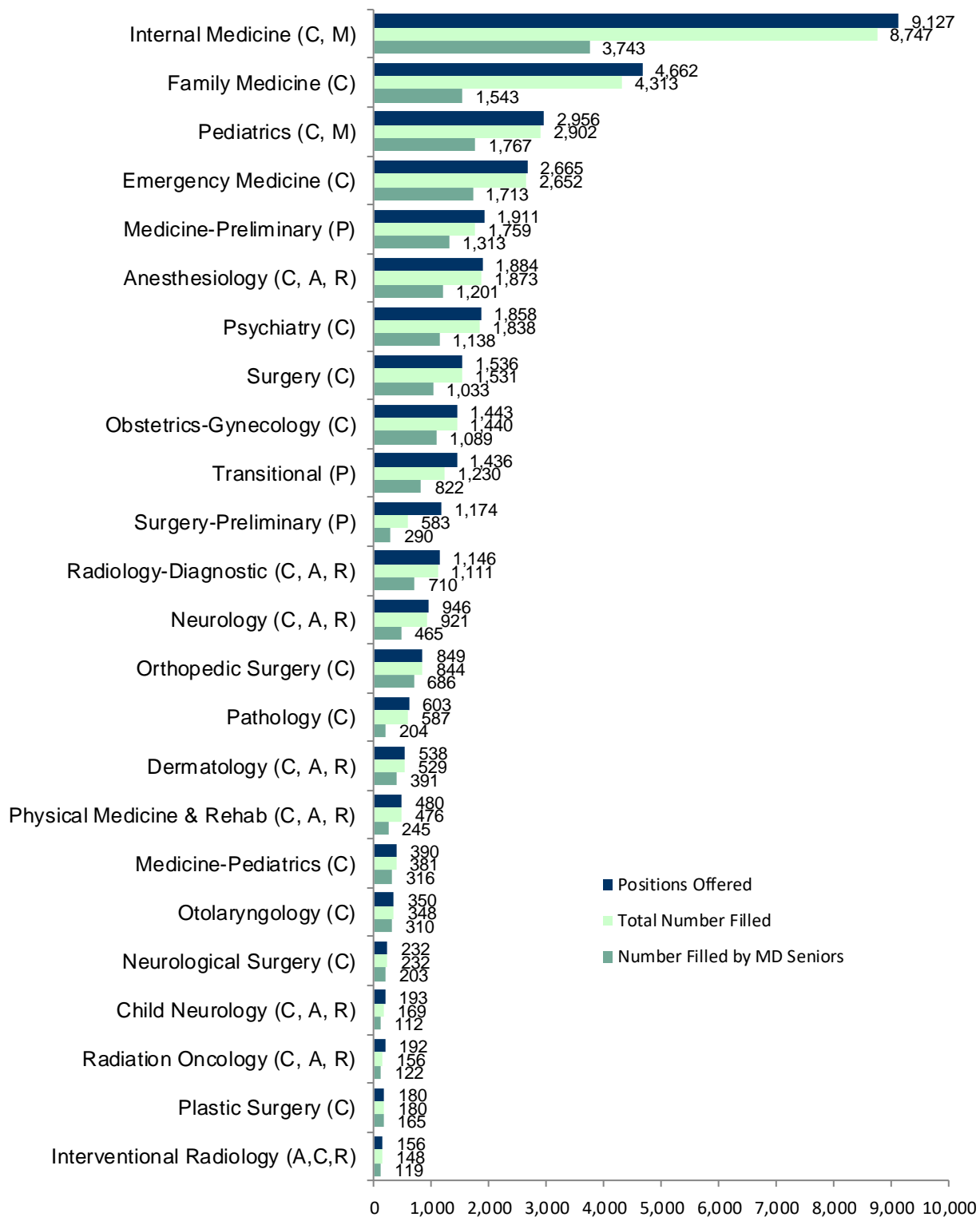
Table 7B Positions Offered and Number Filled by DO Seniors and All Applicants, 2016 - 2020 (Continued)

Specialty	2020			2019			2018			2017			2016		
	Offered	Filled		Offered	Filled		Offered	Filled		Offered	Filled		Offered	Filled	
		#DO	#Tot		#DO	#Tot		#DO	#Tot		#DO	#Tot		#DO	#Tot
PGY-2 Positions															
▲ Anesthesiology	398	65	396	428	86	420	447	68	442	441	55	414	481	50	441
Child Neurology	9	1	6	11	0	9	8	0	7	11	2	9	18	1	16
▲ Dermatology	478	35	469	447	28	444	426	12	420	423	7	415	399	1	389
Interventional Radiology (Integrated)	118	10	111	113	8	113	98	3	98	95	6	91	11	0	11
Neurodevelopmental Disabilities	3	0	1	5	0	3	4	0	2	4	0	3	5	0	0
Neurology	244	23	240	281	17	266	287	30	283	294	22	284	304	21	298
Nuclear Medicine	1	0	0	0	0	0	3	0	3	4	0	4	3	0	1
Osteo Neuromusculoskeletal Med	7	2	2	4	3	3	2	0	0	0	0	0	0	0	0
▲ Physical Medicine & Rehab	316	120	312	308	115	305	281	77	281	294	80	294	290	83	283
Preventive Medicine	0	0	0	0	0	0	0	0	0	0	0	0	2	0	2
Psychiatry	0	0	0	0	0	0	0	0	0	0	0	0	1	0	1
Radiation Oncology	175	4	143	192	2	163	177	3	172	177	1	173	168	4	167
▲ Radiology-Diagnostic	990	135	967	965	130	950	944	106	939	932	88	917	982	76	947
Radiology-Nuclear Med	3	0	2	2	0	2	3	0	3	2	0	2	3	0	3
TOTAL - PGY-2	2,742	395	2,649	2,756	389	2,678	2,680	299	2,650	2,677	261	2,606	2,667	236	2,559
Physician (R) Positions*															
Anesthesiology	116	0	108	97	0	91	140	0	120	100	0	86	88	0	77
Child Neurology	25	0	12	34	0	12	26	0	12	33	0	19	36	0	18
Dermatology	29	0	29	27	0	25	21	0	20	14	0	13	20	0	19
Interventional Radiology (Integrated)	0	0	0	1	0	1	3	0	3	1	0	1	1	0	1
Neurodevelopmental Disabilities	3	0	1	4	0	1	7	0	2	2	0	0	1	0	0
Neurology	20	0	16	20	0	14	20	0	18	21	0	16	23	0	17
Nuclear Medicine	0	0	0	0	0	0	2	0	1	2	0	1	2	0	2
Osteo Neuromusculoskeletal Med	6	0	1	1	0	0	0	0	0	0	0	0	0	0	0
Physical Medicine & Rehab	13	0	13	18	0	16	7	0	7	13	0	13	12	0	12
Psychiatry	0	0	0	0	0	0	0	0	0	0	0	0	1	0	1
Radiation Oncology	3	0	2	4	0	2	1	0	1	8	0	4	3	0	3
Radiology-Diagnostic	33	0	28	29	0	27	30	0	25	37	0	31	35	0	26
Radiology-Nuclear Med	0	0	0	0	0	0	0	0	0	0	0	0	1	0	1
TOTAL - Physician (R)	248	0	210	235	0	189	257	0	209	231	0	184	223	0	177
GRAND TOTAL	37,256	6,363	35,258	35,185	5,214	33,417	33,169	3,932	31,899	31,757	3,096	30,478	30,750	2,552	29,572

▲ Denotes increase/decrease in number of positions filled by DO seniors of more than 10 percent and 10 positions between 2016 and 2020.

* Physician (R) positions are PGY-2 positions starting in the year of the Match that are reserved for applicants who have had prior graduate medical education. Physician positions are not available to senior medical students. In previous *Results and Data Books*, the numbers of R positions were small and they were included in the categorical position counts. In 2014, NRMP began listing R positions separately.

Figure 5 Number of Positions Offered and Filled for Selected Specialties, * 2020



* Specialties offering at least 100 positions.

A: Advanced positions
 C: Categorical positions
 M: Primary care categorical positions
 P: Preliminary positions
 R: Physician positions

Table 8

Positions Offered and Percent Filled by MD Seniors and All Applicants, 2016 - 2020 (Continued)

Specialty	2020			2019			2018			2017			2016		
	Offered	Filled %MD %Tot		Offered	Filled %MD %Tot		Offered	Filled %MD %Tot		Offered	Filled %MD %Tot		Offered	Filled %MD %Tot	
PGY-2 Positions															
Anesthesiology	398	66.6	99.5	428	57.5	98.1	447	55.0	98.9	441	51.9	93.9	481	60.3	91.7
Child Neurology	9	11.1	66.7	11	9.1	81.8	8	37.5	87.5	11	45.5	81.8	18	44.4	88.9
Dermatology	478	77.0	98.1	447	82.8	99.3	426	81.7	98.6	423	81.8	98.1	399	85.5	97.5
Interventional Radiology (Integrated)	118	79.7	94.1	113	89.4	100.0	98	94.9	100.0	95	86.3	95.8	11	100.0	100.0
Neurodevelopmental Disabilities	3	33.3	33.3	5	40.0	60.0	4	50.0	50.0	4	75.0	75.0	5	0.0	0.0
Neurology	244	60.7	98.4	281	62.3	94.7	287	66.2	98.6	294	62.9	96.6	304	66.1	98.0
Nuclear Medicine	1	0.0	0.0	0	0.0	0.0	3	0.0	100.0	4	0.0	100.0	3	0.0	33.3
Osteo Neuromusculoskeletal Med	7	0.0	28.6	4	0.0	75.0	0	0.0	0.0	0	0.0	0.0	0	0.0	0.0
Physical Medicine & Rehab	316	51.9	98.7	308	49.0	99.0	281	59.1	100.0	294	61.6	100.0	290	52.8	97.6
Preventive Medicine	0	0.0	0.0	0	0.0	0.0	0	0.0	0.0	0	0.0	0.0	2	0.0	100.0
Psychiatry	0	0.0	0.0	0	0.0	0.0	0	0.0	0.0	0	0.0	0.0	1	100.0	100.0
Radiation Oncology	175	65.1	81.7	192	76.6	84.9	177	91.5	97.2	177	92.7	97.7	168	92.3	99.4
Radiology-Diagnostic	990	66.7	97.7	965	68.9	98.4	944	72.4	99.5	932	71.6	98.4	982	67.3	96.4
Radiology-Nuclear Med	3	33.3	66.7	2	50.0	100.0	3	33.3	100.0	2	50.0	100.0	3	66.7	100.0
TOTAL - PGY-2	2,742	66.2	96.6	2,756	67.5	97.2	2,678	70.7	99.0	2,677	69.6	97.3	2,667	68.4	96.0
Physician (R) Positions*															
Anesthesiology	116	0.0	93.1	97	0.0	93.8	140	0.0	85.7	100	0.0	86.0	88	0.0	87.5
Child Neurology	25	0.0	48.0	34	0.0	35.3	26	0.0	46.2	33	0.0	57.6	36	0.0	50.0
Dermatology	29	0.0	100.0	27	0.0	92.6	21	0.0	95.2	14	0.0	92.9	20	0.0	95.0
Interventional Radiology (Integrated)	0	0.0	0.0	1	0.0	100.0	3	0.0	100.0	1	0.0	100.0	1	0.0	100.0
Neurodevelopmental Disabilities	3	0.0	33.3	4	0.0	25.0	7	0.0	28.6	2	0.0	0.0	1	0.0	0.0
Neurology	20	0.0	80.0	20	0.0	70.0	20	0.0	90.0	21	0.0	76.2	23	0.0	73.9
Nuclear Medicine	0	0.0	0.0	0	0.0	0.0	2	0.0	50.0	2	0.0	50.0	2	0.0	100.0
Osteo Neuromusculoskeletal Med	6	0.0	16.7	1	0.0	0.0	0	0.0	0.0	0	0.0	0.0	0	0.0	0.0
Physical Medicine & Rehab	13	0.0	100.0	18	0.0	88.9	7	0.0	100.0	13	0.0	100.0	12	0.0	100.0
Psychiatry	0	0.0	0.0	0	0.0	0.0	0	0.0	0.0	0	0.0	0.0	1	0.0	100.0
Radiation Oncology	3	0.0	66.7	4	0.0	50.0	1	0.0	100.0	8	0.0	50.0	3	0.0	100.0
Radiology-Diagnostic	33	0.0	84.8	29	0.0	93.1	30	0.0	83.3	37	0.0	83.8	35	0.0	74.3
Radiology-Nuclear Med	0	0.0	0.0	0	0.0	0.0	0	0.0	0.0	0	0.0	0.0	1	0.0	100.0
TOTAL - Physician (R)	248	0.0	84.7	235	0.0	80.4	257	0.0	81.3	231	0.0	79.7	223	0.0	79.4
GRAND TOTAL	37,256	53.5	94.6	35,185	55.8	95.0	33,167	59.2	96.2	31,757	60.9	96.0	30,750	61.4	96.2

* Physician (R) positions are PGY-2 positions starting in the year of the Match that are reserved for applicants who have had prior graduate medical education. Physician positions are not available to senior medical students. In previous *Results and Data Books*, the numbers of R positions were small and they were included in the categorical position counts. In 2014, NRMP began listing R positions separately.

Tables 9-12

Tables 9 through 12 display the numbers of PGY-1 matches in each specialty and their proportions among all specialties for four different applicant groups: all applicants (Table 9), U.S. MD seniors (Table 10), U.S. DO seniors (Table 11), and foreign-trained physicians (Table 12). Foreign-trained physicians are U.S. citizen and non-U.S. citizen students and graduates of international medical schools, excluding Canadian and Fifth Pathway applicants. Specialties that placed at least 10 positions in the Match and showed an increase or decrease in the numbers of matched applicants of greater than 10 percent between 2016 and 2020 are highlighted with arrows.

Between 2016 and 2020, the proportions of matched applicants among all PGY-1 specialties were relatively stable for all applicant groups with some notable trends:

The proportions of U.S. MD seniors matching in Psychiatry (6.3%), and Neurology (1.8%) have increased modestly but consistently over the past five years (Table 10). In contrast, the proportions of U.S. MD seniors matching in Pediatrics (categorical) (9.6%) and Pathology (1.1%) have declined over the same period. The proportion of U.S. MD seniors matching in Preliminary Surgery (1.6%) was only half of that of reported in 2018, a likely result, in part, of the fact that U.S. MD seniors who match to Urology no longer use the Main Residency Match to obtain their Preliminary Surgery training.

As a result of the transition to a single accreditation system, the number of U.S. DO seniors in the Match has grown significantly, and every year more U.S. DO seniors match in most specialties (see Table 11). In 2020, the total number of matched U.S. DO seniors was 5,968; compared with 2019, it increased by 1,143 (24.0%). Between 2016 and 2020, the match rate for U.S. DO seniors in Internal Medicine has consistently remained high, fluctuating between 20.8 and 23.6 percent. In 2020, the match rate for U.S. DO seniors in Family Medicine programs reached an all-time high (23.3%), an increase of 7.2 percentage points since 2016.

Historically, positions obtained by foreign-trained physicians (IMGs) have been concentrated in a few specialties. In 2020, 67.7 percent of matched IMGs obtained positions in Internal Medicine (categorical), Family Medicine, and Pediatrics (categorical) (Table 12). Between 2016 and 2020, a larger proportion of IMGs matched in Neurology (2.3% in 2016 to 3.2% in 2020). In addition, the number of IMGs who matched to Emergency Medicine rose from 1.7 percent in 2016 to 2.5 percent in 2020.

Table 9

All Applicants Matched to PGY-1 Positions by Specialty, * 2016 - 2020

Specialty	2020		2019		2018		2017		2016	
	No.	%	No.	%	No.	%	No.	%	No.	%
▲ Anesthesiology	1,369	4.2	1,316	4.3	1,226	4.2	1,146	4.1	1,072	4.0
▲ Child Neurology	151	0.5	133	0.4	129	0.4	119	0.4	109	0.4
▲ Dermatology	31	0.1	28	0.1	23	0.1	26	0.1	21	0.1
▲ Emergency Medicine	2,652	8.2	2,458	8.0	2,265	7.8	2,041	7.4	1,894	7.1
Emergency Med-Anesthesiology	0	0.0	1	0.0	2	0.0	0	0.0	0	0.0
Emergency Med-Family Med	6	0.0	4	0.0	4	0.0	4	0.0	4	0.0
▲ Family Medicine	4,313	13.3	3,827	12.5	3,510	12.1	3,215	11.6	3,083	11.5
Family Medicine-ONMM	2	0.0	1	0.0	4	0.0	0	0.0	0	0.0
Family Med-Preventive Med	2	0.0	4	0.0	3	0.0	6	0.0	6	0.0
▲ Internal Medicine (Categorical)	8,324	25.7	7,892	25.8	7,363	25.4	7,101	25.6	6,938	25.9
Medicine-Anesthesiology	3	0.0	4	0.0	6	0.0	4	0.0	5	0.0
Medicine-Dermatology	5	0.0	7	0.0	5	0.0	6	0.0	6	0.0
Medicine-Emergency Med	30	0.1	26	0.1	26	0.1	26	0.1	27	0.1
Medicine-Family Medicine	0	0.0	0	0.0	2	0.0	2	0.0	2	0.0
Medicine-Medical Genetics	3	0.0	1	0.0	1	0.0	1	0.0	0	0.0
Medicine-Neurology	0	0.0	0	0.0	0	0.0	0	0.0	0	0.0
Medicine-Pediatrics	381	1.2	383	1.3	377	1.3	356	1.3	384	1.4
Medicine-Preliminary (PGY-1 Only)	1,759	5.4	1,796	5.9	1,762	6.1	1,843	6.7	1,818	6.8
Medicine-Preventive Med	7	0.0	6	0.0	6	0.0	6	0.0	6	0.0
▲ Medicine-Primary	423	1.3	386	1.3	372	1.3	341	1.2	325	1.2
Medicine-Psychiatry	23	0.1	23	0.1	24	0.1	24	0.1	23	0.1
▲ Interventional Radiology (Integrated)	37	0.1	37	0.1	35	0.1	27	0.1	3	0.0
Neurodevelopmental Disabilities	4	0.0	4	0.0	4	0.0	3	0.0	2	0.0
Neurological Surgery	232	0.7	231	0.8	225	0.8	218	0.8	214	0.8
▲ Neurology	665	2.1	594	1.9	539	1.9	479	1.7	440	1.6
▲ Obstetrics-Gynecology	1,440	4.4	1,392	4.6	1,330	4.6	1,288	4.7	1,257	4.7
OB/GYN-Preliminary (PGY-1 Only)	9	0.0	9	0.0	11	0.0	14	0.1	11	0.0
▲ Orthopedic Surgery	844	2.6	752	2.5	738	2.5	726	2.6	717	2.7
Osteo Neuromusculoskeletal Med	8	0.0	0	0.0	2	0.0	0	0.0	0	0.0
▲ Otolaryngology	348	1.1	328	1.1	303	1.0	291	1.1	302	1.1
Pathology	587	1.8	569	1.9	568	2.0	545	2.0	549	2.0
Pediatrics (Categorical)	2,812	8.7	2,778	9.1	2,711	9.3	2,693	9.7	2,675	10.0
Pediatrics-Anesthesiology	7	0.0	7	0.0	7	0.0	8	0.0	7	0.0
Pediatrics-Emergency Med	8	0.0	8	0.0	8	0.0	9	0.0	7	0.0
Pediatrics-Medical Genetics	20	0.1	16	0.1	18	0.1	13	0.0	14	0.1
Pediatrics-P M & R	4	0.0	3	0.0	3	0.0	2	0.0	4	0.0
▼ Pediatrics-Preliminary	12	0.0	19	0.1	14	0.0	27	0.1	37	0.1
▲ Pediatrics-Primary	90	0.3	89	0.3	86	0.3	82	0.3	79	0.3
Peds/Psych/Child Psych	22	0.1	21	0.1	20	0.1	21	0.1	20	0.1
▲ Physical Medicine & Rehab	151	0.5	138	0.5	133	0.5	118	0.4	110	0.4
▲ Plastic Surgery (Integrated)	180	0.6	172	0.6	167	0.6	157	0.6	151	0.6
Preventive Medicine	1	0.0	1	0.0	1	0.0	1	0.0	1	0.0
▲ Psychiatry	1,838	5.7	1,720	5.6	1,540	5.3	1,491	5.4	1,373	5.1
Psychiatry-Family Medicine	12	0.0	12	0.0	12	0.0	10	0.0	10	0.0
Psychiatry-Neurology	2	0.0	3	0.0	3	0.0	3	0.0	3	0.0
Radiation Oncology	11	0.0	14	0.0	15	0.1	16	0.1	15	0.1
▼ Radiology-Diagnostic	116	0.4	122	0.4	125	0.4	120	0.4	141	0.5
▲ Surgery (Categorical)	1,531	4.7	1,432	4.7	1,314	4.5	1,276	4.6	1,239	4.6
▼ Surgery-Preliminary (PGY-1 Only)	583	1.8	581	1.9	888	3.1	817	3.0	843	3.1
Thoracic Surgery	38	0.1	37	0.1	36	0.1	34	0.1	37	0.1
▲ Transitional (PGY-1 Only)	1,230	3.8	1,101	3.6	1,016	3.5	873	3.2	796	3.0
▲ Vascular Surgery	73	0.2	64	0.2	58	0.2	59	0.2	56	0.2
TOTAL - PGY-1	32,399	100	30,550	100	29,040	100	27,688	100	26,836	100

▲/▼ Denotes increase/decrease in number of filled positions of more than 10 percent and 10 positions between 2016 and 2020.

* Physician (R) positions are excluded. R positions are PGY-2 positions starting in the year of the Match that are reserved for applicants who have had prior graduate medical education. Physician positions are not available to senior medical students. In previous *Results and Data Books*, the numbers of R positions were small and they were included in the categorical position counts.

Table 10

U.S. MD Seniors Matched to PGY-1 Positions by Specialty, 2016 - 2020

Specialty	2020		2019		2018		2017		2016	
	No.	%	No.	%	No.	%	No.	%	No.	%
▲ Anesthesiology	936	5.2	907	5.1	861	4.9	803	4.6	774	4.5
▲ Child Neurology	111	0.6	102	0.6	101	0.6	97	0.6	90	0.5
Dermatology	23	0.1	23	0.1	22	0.1	24	0.1	21	0.1
▲ Emergency Medicine	1,713	9.5	1,617	9.1	1,606	9.1	1,601	9.2	1,486	8.7
Emergency Med-Anesthesiology	0	0.0	0	0.0	2	0.0	0	0.0	0	0.0
Emergency Med-Family Med	2	0.0	1	0.0	3	0.0	2	0.0	2	0.0
Family Medicine	1,543	8.5	1,601	9.0	1,628	9.2	1,513	8.7	1,467	8.6
Family Medicine-ONMM	0	0.0	0	0.0	0	0.0	0	0.0	0	0.0
Family Med-Preventive Med	2	0.0	3	0.0	3	0.0	5	0.0	1	0.0
Internal Medicine (Categorical)	3,496	19.3	3,366	18.9	3,195	18.0	3,245	18.6	3,291	19.3
Medicine-Anesthesiology	3	0.0	4	0.0	6	0.0	4	0.0	5	0.0
Medicine-Dermatology	5	0.0	6	0.0	5	0.0	6	0.0	6	0.0
Medicine-Emergency Med	19	0.1	20	0.1	22	0.1	21	0.1	24	0.1
Medicine-Family Medicine	0	0.0	0	0.0	2	0.0	2	0.0	2	0.0
Medicine-Medical Genetics	2	0.0	1	0.0	1	0.0	1	0.0	0	0.0
Medicine-Pediatrics	316	1.7	315	1.8	306	1.7	291	1.7	329	1.9
Medicine-Preliminary (PGY-1 Only)	1,313	7.3	1,356	7.6	1,370	7.7	1,436	8.2	1,415	8.3
Medicine-Preventive Med	4	0.0	2	0.0	4	0.0	2	0.0	3	0.0
▲ Medicine-Primary	247	1.4	239	1.3	229	1.3	224	1.3	210	1.2
Medicine-Psychiatry	18	0.1	18	0.1	20	0.1	15	0.1	19	0.1
▲ Interventional Radiology (Integrated)	25	0.1	30	0.2	34	0.2	23	0.1	3	0.0
Neurodevelopmental Disabilities	3	0.0	3	0.0	3	0.0	3	0.0	2	0.0
Neurological Surgery	203	1.1	213	1.2	203	1.1	183	1.0	200	1.2
▲ Neurology	317	1.8	284	1.6	280	1.6	249	1.4	236	1.4
▲ Obstetrics-Gynecology	1,089	6.0	1,049	5.9	1,051	5.9	1,049	6.0	981	5.8
OB/GYN-Preliminary (PGY-1 Only)	3	0.0	4	0.0	6	0.0	6	0.0	4	0.0
Orthopedic Surgery	686	3.8	693	3.9	691	3.9	668	3.8	650	3.8
Osteo Neuromusculoskeletal Med	0	0.0	0	0.0	0	0.0	0	0.0	0	0.0
▲ Otolaryngology	310	1.7	308	1.7	284	1.6	279	1.6	272	1.6
▼ Pathology	204	1.1	201	1.1	220	1.2	216	1.2	248	1.5
Pediatrics (Categorical)	1,731	9.6	1,715	9.7	1,746	9.8	1,849	10.6	1,829	10.7
Pediatrics-Anesthesiology	7	0.0	6	0.0	6	0.0	7	0.0	6	0.0
Pediatrics-Emergency Med	5	0.0	6	0.0	4	0.0	5	0.0	7	0.0
Pediatrics-Medical Genetics	13	0.1	14	0.1	14	0.1	8	0.0	10	0.1
Pediatrics-P M & R	2	0.0	2	0.0	3	0.0	2	0.0	3	0.0
▼ Pediatrics-Preliminary	9	0.0	12	0.1	10	0.1	23	0.1	26	0.2
Pediatrics-Primary	36	0.2	36	0.2	36	0.2	31	0.2	34	0.2
Peds/Psych/Child Psych	20	0.1	20	0.1	17	0.1	19	0.1	18	0.1
▲ Physical Medicine & Rehab	81	0.4	69	0.4	76	0.4	74	0.4	69	0.4
▲ Plastic Surgery (Integrated)	165	0.9	158	0.9	156	0.9	148	0.8	133	0.8
Preventive Medicine	0	0.0	0	0.0	0	0.0	0	0.0	0	0.0
▲ Psychiatry	1,138	6.3	1,054	5.9	982	5.5	923	5.3	850	5.0
Psychiatry-Family Medicine	10	0.1	12	0.1	12	0.1	8	0.0	9	0.1
Psychiatry-Neurology	2	0.0	3	0.0	3	0.0	3	0.0	3	0.0
Radiation Oncology	8	0.0	13	0.1	15	0.1	16	0.1	14	0.1
▼ Radiology-Diagnostic	50	0.3	73	0.4	77	0.4	73	0.4	93	0.5
Surgery (Categorical)	1,033	5.7	1,053	5.9	1,005	5.7	1,005	5.7	948	5.6
▼ Surgery-Preliminary (PGY-1 Only)	290	1.6	277	1.6	567	3.2	522	3.0	511	3.0
Thoracic Surgery	32	0.2	34	0.2	31	0.2	30	0.2	31	0.2
▲ Transitional (PGY-1 Only)	822	4.5	788	4.4	772	4.4	718	4.1	673	3.9
▲ Vascular Surgery	61	0.3	52	0.3	50	0.3	48	0.3	49	0.3
TOTAL - PGY-1	18,108	100	17,763	100	17,740	100	17,480	100	17,057	100

▲▼ Denotes increase/decrease in matched U.S. MD seniors of more than 10 percent and 10 positions between 2016 and 2020.

Table 11 U.S. DO Seniors Matched to PGY-1 Positions by Specialty, * 2016 - 2020

Specialty	2020		2019		2018		2017		2016	
	No.	%	No.	%	No.	%	No.	%	No.	%
▲ Anesthesiology	262	4.4	243	5.0	203	5.6	155	5.5	152	6.6
▲ Child Neurology	20	0.3	6	0.1	11	0.3	8	0.3	5	0.2
Dermatology	6	0.1	3	0.1	0	0.0	0	0.0	0	0.0
▲ Emergency Medicine	683	11.4	618	12.8	457	12.6	267	9.4	210	9.1
Emergency Med-Anesthesiology	0	0.0	0	0.0	0	0.0	0	0.0	0	0.0
Emergency Med-Family Med	3	0.1	1	0.0	1	0.0	1	0.0	0	0.0
▲ Family Medicine	1,392	23.3	937	19.4	671	18.5	562	19.8	372	16.1
Family Medicine-ONMM	2	0.0	1	0.0	4	0.1	0	0.0	0	0.0
Family Med-Preventive Med	0	0.0	1	0.0	0	0.0	0	0.0	3	0.1
▲ Internal Medicine (Categorical)	1,389	23.3	1,140	23.6	839	23.1	665	23.5	482	20.8
Medicine-Anesthesiology	0	0.0	0	0.0	0	0.0	0	0.0	0	0.0
Medicine-Dermatology	0	0.0	0	0.0	0	0.0	0	0.0	0	0.0
Medicine-Emergency Med	9	0.2	4	0.1	3	0.1	3	0.1	2	0.1
Medicine-Family Medicine	0	0.0	0	0.0	0	0.0	0	0.0	0	0.0
Medicine-Medical Genetics	0	0.0	0	0.0	0	0.0	0	0.0	0	0.0
▲ Medicine-Pediatrics	36	0.6	31	0.6	47	1.3	26	0.9	25	1.1
▲ Medicine-Preliminary (PGY-1 Only)	162	2.7	163	3.4	158	4.4	127	4.5	123	5.3
Medicine-Preventive Med	0	0.0	0	0.0	0	0.0	0	0.0	0	0.0
▲ Medicine-Primary	41	0.7	33	0.7	31	0.9	16	0.6	12	0.6
Medicine-Psychiatry	0	0.0	5	0.1	2	0.1	2	0.1	1	0.0
Interventional Radiology (Integrated)	5	0.1	4	0.1	1	0.0	4	0.1	0	0.0
Neurodevelopmental Disabilities	0	0.0	0	0.0	1	0.0	0	0.0	0	0.0
Neurological Surgery	3	0.1	4	0.1	3	0.1	1	0.0	0	0.0
▲ Neurology	103	1.7	96	2.0	60	1.7	52	1.8	49	2.1
▲ Obstetrics-Gynecology	221	3.7	221	4.6	152	4.2	122	4.3	123	5.3
OB/GYN-Preliminary (PGY-1 Only)	1	0.0	1	0.0	0	0.0	0	0.0	0	0.0
▲ Orthopedic Surgery	112	1.9	13	0.3	4	0.1	3	0.1	4	0.2
Osteo Neuromusculoskeletal Med	8	0.1	0	0.0	2	0.1	0	0.0	0	0.0
▲ Otolaryngology	17	0.3	13	0.3	3	0.1	1	0.0	1	0.0
▲ Pathology	67	1.1	49	1.0	54	1.5	30	1.1	43	1.9
▲ Pediatrics (Categorical)	483	8.1	477	9.9	399	11.0	358	12.6	348	15.0
Pediatrics-Anesthesiology	0	0.0	0	0.0	0	0.0	1	0.0	0	0.0
Pediatrics-Emergency Med	1	0.0	2	0.0	2	0.1	1	0.0	0	0.0
Pediatrics-Medical Genetics	3	0.1	2	0.0	2	0.1	1	0.0	1	0.0
Pediatrics-P M & R	2	0.0	1	0.0	0	0.0	0	0.0	1	0.0
Pediatrics-Preliminary	0	0.0	1	0.0	0	0.0	2	0.1	2	0.1
Pediatrics-Primary	11	0.2	9	0.2	3	0.1	3	0.1	3	0.1
Peds/Psych/Child Psych	1	0.0	1	0.0	3	0.1	1	0.0	0	0.0
▲ Physical Medicine & Rehab	60	1.0	49	1.0	41	1.1	32	1.1	26	1.1
Plastic Surgery (Integrated)	0	0.0	1	0.0	2	0.1	1	0.0	1	0.0
Preventive Medicine	0	0.0	0	0.0	0	0.0	0	0.0	0	0.0
▲ Psychiatry	335	5.6	315	6.5	241	6.6	207	7.3	183	7.9
Psychiatry-Family Medicine	2	0.0	0	0.0	0	0.0	1	0.0	1	0.0
Psychiatry-Neurology	0	0.0	0	0.0	0	0.0	0	0.0	0	0.0
Radiation Oncology	1	0.0	0	0.0	0	0.0	0	0.0	0	0.0
Radiology-Diagnostic	28	0.5	24	0.5	24	0.7	22	0.8	25	1.1
▲ Surgery (Categorical)	202	3.4	124	2.6	70	1.9	56	2.0	47	2.0
Surgery-Preliminary (PGY-1 Only)	31	0.5	36	0.7	43	1.2	28	1.0	33	1.4
Thoracic Surgery	1	0.0	0	0.0	0	0.0	0	0.0	1	0.0
▲ Transitional (PGY-1 Only)	260	4.4	191	4.0	92	2.5	75	2.6	35	1.5
Vascular Surgery	5	0.1	5	0.1	1	0.0	1	0.0	2	0.1
TOTAL - PGY-1	5,968	100	4,825	100	3,630	100	2,835	100	2,316	100

▲▼ Denotes increase/decrease in matched DO seniors of more than 10 percent and 10 positions between 2016 and 2020.

* Physician (R) positions are excluded. R positions are PGY-2 positions starting in the year of the Match that are reserved for applicants who have had prior graduate medical education. Physician positions are not available to senior medical students. In previous *Results and Data Books*, the numbers of R positions were small and they were included in the categorical position counts.

Table 12 Foreign-Trained Physicians* Matched to PGY-1 Positions by Specialty, ** 2016 - 2020

Specialty	2020		2019		2018		2017		2016	
	No.	%	No.	%	No.	%	No.	%	No.	%
Anesthesiology	136	1.8	139	2.0	126	1.8	159	2.4	125	1.9
Child Neurology	17	0.2	22	0.3	17	0.2	13	0.2	12	0.2
Dermatology	2	0.0	2	0.0	1	0.0	2	0.0	0	0.0
▲ Emergency Medicine	185	2.5	139	2.0	109	1.6	106	1.6	110	1.7
Emergency Med-Anesthesiology	0	0.0	1	0.0	0	0.0	0	0.0	0	0.0
Emergency Med-Family Med	1	0.0	2	0.0	0	0.0	1	0.0	1	0.0
Family Medicine	1,192	16.2	1113	15.8	1,065	15.5	995	15.1	1,109	16.7
Family Medicine-ONMM	0	0.0	0	0.0	0	0.0	0	0.0	0	0.0
Family Med-Preventive Med	0	0.0	0	0.0	0	0.0	1	0.0	1	0.0
Internal Medicine (Categorical)	3,239	43.9	3203	45.6	3,183	46.4	3,033	46.0	3,029	45.6
Medicine-Anesthesiology	0	0.0	0	0.0	0	0.0	0	0.0	0	0.0
Medicine-Dermatology	0	0.0	0	0.0	0	0.0	0	0.0	0	0.0
Medicine-Emergency Med	0	0.0	2	0.0	1	0.0	1	0.0	1	0.0
Medicine-Family Medicine	0	0.0	0	0.0	0	0.0	0	0.0	0	0.0
Medicine-Medical Genetics	0	0.0	0	0.0	0	0.0	0	0.0	0	0.0
Medicine-Neurology	0	0.0	0	0.0	0	0.0	0	0.0	0	0.0
Medicine-Pediatrics	24	0.3	33	0.5	22	0.3	37	0.6	25	0.4
Medicine-Preliminary (PGY-1 Only)	263	3.6	254	3.6	217	3.2	254	3.9	255	3.8
Medicine-Preventive Med	3	0.0	4	0.1	2	0.0	2	0.0	3	0.0
▲ Medicine-Primary	126	1.7	107	1.5	105	1.5	91	1.4	98	1.5
Medicine-Psychiatry	4	0.1	0	0.0	2	0.0	7	0.1	3	0.0
Interventional Radiology (Integrated)	6	0.1	0	0.0	0	0.0	0	0.0	0	0.0
Neurodevelopmental Disabilities	1	0.0	1	0.0	0	0.0	0	0.0	0	0.0
Neurological Surgery	18	0.2	8	0.1	10	0.1	18	0.3	11	0.2
▲ Neurology	238	3.2	205	2.9	189	2.8	164	2.5	150	2.3
▼ Obstetrics-Gynecology	94	1.3	84	1.2	104	1.5	105	1.6	115	1.7
OB/GYN-Preliminary (PGY-1 Only)	5	0.1	3	0.0	5	0.1	7	0.1	7	0.1
Orthopedic Surgery	12	0.2	10	0.1	13	0.2	13	0.2	14	0.2
Osteo Neuromusculoskeletal Med	0	0.0	0	0.0	0	0.0	0	0.0	0	0.0
Otolaryngology	5	0.1	7	0.1	10	0.1	0	0.0	11	0.2
▲ Pathology	286	3.9	280	4.0	257	3.7	272	4.1	219	3.3
▲ Pediatrics (Categorical)	562	7.6	527	7.5	533	7.8	457	6.9	451	6.8
Pediatrics-Anesthesiology	0	0.0	0	0.0	1	0.0	0	0.0	0	0.0
Pediatrics-Emergency Med	2	0.0	0	0.0	1	0.0	3	0.0	0	0.0
Pediatrics-Medical Genetics	4	0.1	0	0.0	2	0.0	4	0.1	3	0.0
Pediatrics-P M & R	0	0.0	0	0.0	0	0.0	0	0.0	0	0.0
Pediatrics-Preliminary	3	0.0	4	0.1	3	0.0	2	0.0	9	0.1
Pediatrics-Primary	43	0.6	44	0.6	46	0.7	46	0.7	42	0.6
Peds/Psych/Child Psych	1	0.0	0	0.0	0	0.0	1	0.0	2	0.0
Physical Medicine & Rehab	9	0.1	14	0.2	12	0.2	9	0.1	14	0.2
Plastic Surgery (Integrated)	9	0.1	4	0.1	4	0.1	3	0.0	6	0.1
Preventive Medicine	1	0.0	1	0.0	1	0.0	1	0.0	1	0.0
Psychiatry	293	4.0	279	4.0	264	3.8	303	4.6	294	4.4
Psychiatry-Family Medicine	0	0.0	0	0.0	0	0.0	1	0.0	0	0.0
Psychiatry-Neurology	0	0.0	0	0.0	0	0.0	0	0.0	0	0.0
Radiation Oncology	2	0.0	1	0.0	0	0.0	0	0.0	1	0.0
▲ Radiology-Diagnostic	34	0.5	22	0.3	20	0.3	21	0.3	20	0.3
▲ Surgery (Categorical)	178	2.4	152	2.2	140	2.0	133	2.0	139	2.1
▼ Surgery-Preliminary (PGY-1 Only)	242	3.3	248	3.5	255	3.7	250	3.8	276	4.2
Thoracic Surgery	4	0.1	2	0.0	4	0.1	3	0.0	2	0.0
▲ Transitional (PGY-1 Only)	128	1.7	102	1.5	134	2.0	67	1.0	75	1.1
Vascular Surgery	4	0.1	6	0.1	4	0.1	6	0.1	4	0.1
TOTAL - PGY-1	7,376	100	7025	100	6,862	100	6,591	100	6,638	100

▲▼ Denotes increase/decrease in matched foreign-trained physicians of more than 10 percent and 10 positions between 2016 and 2020.

* Foreign-trained physicians include both U.S. citizen and non-U.S. citizen graduates of international medical schools.

** Physician (R) positions are excluded. R positions are PGY-2 positions starting in the year of the Match that are reserved for applicants who have had prior graduate medical education. Physician positions are not available to senior medical students. In previous *Results and Data Books*, the numbers of R positions were small and they were included in the categorical position counts.

Table 13

Table 13A and 13B display the numbers of applicants who ranked each specialty as their only choice, first choice, or not first choice: Only choice includes applicants who ranked that specialty first on their rank order lists (ROLs) and ranked no other specialties. First choice includes applicants who ranked that specialty first and ranked at least one other specialty. Not first choice includes applicants who ranked another specialty first but also included that specialty on their ROL. Preferred choice is defined as first choice ignoring any subsequent choices (only choice and first choice combined). Data on U.S. MD and DO seniors are listed in Table 13A and the same categories are listed in Table 13B for U.S. IMGs and non-U.S. IMGs.

Prior to 2012, applicant choices were reported in specialty groups that included the combined specialties. For example, the Internal Medicine group included Internal Medicine and specialties such as Internal Medicine-Pediatrics. Since 2013, Table 13 data have been aggregated by specialty instead of specialty group. Transitional Year programs are excluded from the counts because they are not considered a preference for a specific specialty. PGY-1 and PGY-2 (including physician R) programs are combined. Internal Medicine and Pediatrics include categorical and primary positions. Preliminary programs are separated from categorical programs for Internal Medicine, Obstetrics and Gynecology, Pediatrics, and General Surgery.

Table 13A and 13B also show the ratio of the number of positions in a specialty to the number of applicants choosing a specialty as their preferred choice.

Using Anesthesiology on Table 13A as an example:

- Combining categorical, advanced, and physician positions, Anesthesiology offered 1,884 positions in total.
- A total of 1,379 U.S. MD seniors ranked at least one Anesthesiology program (sum of 995 “only choice,” 333 “first choice,” and 51 “not first choice”). Anesthesiology was the “preferred choice” for 1,379 U.S. seniors (sum of 995 “only choice” and 333 “first choice”). With 1,884 positions offered, the ratio of positions to U.S. MD senior applicants who ranked Anesthesiology as the “preferred” choice was 1.4 to 1.
- Similarly, 443 U.S. DO senior applicants ranked at least one Anesthesiology program (221 plus 187 plus 35); for 408 of them, Anesthesiology was the “preferred” choice (sum of 221 and 187). The ratio of 1,884 positions to 408 U.S. DO applicants was 4.6 to 1.
- Lastly, for the 1,736 total applicants who preferred Anesthesiology (combining MD seniors and DO seniors), the ratio of positions per applicant was 1.1.

Table 13 A U.S. MD Seniors and U.S. DO Seniors Choices by Specialty, 2020

Specialty	U.S. MD Seniors					U.S. DO Seniors				Positions per All MD/DO Applicants
	Total Positions	Preferred Choice			Positions per MD Senior	Preferred Choice			Positions per DO Senior	
		Only Choice	First Choice	Not First Choice		Only Choice	First Choice	Not First Choice		
Anesthesiology	1,884	995	333	51	1.4	221	187	35	4.6	1.1
Child Neurology	193	89	28	6	1.6	9	13	3	8.8	1.4
Dermatology	538	109	349	13	1.2	17	41	3	9.3	1.0
Emergency Medicine	2,665	1,685	168	82	1.4	641	167	55	3.3	1.0
Family Medicine	4,662	1,408	107	308	3.1	1,211	154	529	3.4	1.6
Internal Medicine	9,127	3,514	238	388	2.4	1,217	239	384	6.3	1.8
Internal Medicine (Prelim)	1,911	196	93	1,046	6.6	5	9	212	136.5	6.3
Internal Medicine/Emergency Medicine	30	0	28	31	1.1	0	15	12	2.0	0.7
Internal Medicine/Pediatrics	390	235	109	55	1.1	16	24	22	9.8	1.0
Internal Medicine/Psychiatry	23	1	19	32	1.2	0	3	8	7.7	1.0
Interventional Radiology	156	3	141	30	1.1	0	22	4	7.1	0.9
Neurological Surgery	232	252	18	3	0.9	4	11	3	15.5	0.8
Neurology	946	421	50	27	2.0	107	20	31	7.4	1.6
Obstetrics and Gynecology	1,443	1,010	250	32	1.1	227	81	30	4.7	0.9
Orthopaedic Surgery	849	799	61	7	1.0	122	50	5	4.9	0.8
Osteopathic	23	0	0	0	0.0	2	6	7	2.9	2.9
Neuromusculoskeletal Medicine										
Otolaryngology	350	377	37	7	0.8	15	15	3	11.7	0.8
Pathology-Anatomic and Clinical	603	201	7	21	2.9	58	11	8	8.7	2.2
Pediatrics	2,956	1,689	67	189	1.7	425	76	78	5.9	1.3
Pediatrics/Medical Genetics	22	0	11	10	2.0	0	3	1	7.3	1.6
Pediatrics/Psychiatry/Child and Adolescent Psychiatry	22	0	32	22	0.7	0	2	1	11.0	0.6
Physical Medicine and Rehabilitation	480	141	127	24	1.8	104	107	21	2.3	1.0
Plastic Surgery	180	172	57	7	0.8	1	11	1	15.0	0.7
Psychiatry	1,858	1,120	126	68	1.5	299	99	40	4.7	1.1
Radiation Oncology	192	94	28	6	1.6	2	3	0	38.4	1.5
Radiology-Diagnostic	1,146	451	261	161	1.6	101	69	36	6.7	1.3
Surgery-General	1,536	882	312	184	1.3	170	103	67	5.6	1.0
Surgery-General (Prelim)	1,174	54	14	476	17.3	3	4	89	167.7	15.7
Thoracic Surgery	38	3	53	22	0.7	0	6	2	6.3	0.6
Vascular Surgery	75	44	34	4	1.0	2	7	1	8.3	0.9
TOTAL *	37,256	15,989	3,337	4,297		4,991	1,590	2,035		

Only choice includes applicants who ranked that specialty first on their rank order lists (ROLs) and ranked no other specialties. **First choice** includes applicants who ranked that specialty first and ranked at least one other specialty on their ROLs. **Not first choice** includes applicants who ranked another specialty first but also included that specialty on their ROLs. **Preferred choice** is defined as either only choice or first choice. Transitional Year programs were excluded from these counts because they are not considered a preference for a specific specialty.

Total Positions: includes all positions (categorical, advanced, primary care categorical, and physician) except preliminary positions offered in a specialty. Preliminary positions are reported separately.

Positions Per MD Senior: is the ratio of Total Positions to the number of MD seniors for whom that specialty was the first or only choice.

Positions Per DO Senior: is the ratio of Total Positions to the number of DO seniors for whom that specialty was the first or only choice.

Positions Per All Applicants: is the ratio of Total Positions to the number of MD seniors and DO seniors for whom that specialty was the first or only choice.

Note: Specialties with fewer than 20 total positions are not displayed on this table.

* The **TOTAL** row includes all positions in all specialties.

Table 13 B U.S. IMG and Non-U.S. IMG Choices by Specialty, 2020

Specialty	Non- U.S. IMG					U.S. IMG				Positions per All IMG Applicants
	Total Positions	Preferred Choice			Positions per Non-U.S. IMG	Preferred Choice			Positions per U.S. IMG	
		Only Choice	First Choice	Not First Choice		Only Choice	First Choice	Not First Choice		
Anesthesiology	1,884	98	103	36	9.4	70	112	27	10.4	4.9
Child Neurology	193	12	18	21	6.4	5	9	4	13.8	4.4
Dermatology	538	19	14	0	16.3	7	4	0	48.9	12.2
Emergency Medicine	2,665	24	41	13	41.0	124	146	34	9.9	8.0
Family Medicine	4,662	426	199	504	7.5	808	318	730	4.1	2.7
Internal Medicine	9,127	2,587	1,004	623	2.5	1,166	714	663	4.9	1.7
Internal Medicine (Prelim)	1,911	29	21	600	38.2	20	27	358	40.7	19.7
Internal Medicine/Emergency Medicine	30	0	0	1	0.0	0	1	11	30.0	30.0
Internal Medicine/Pediatrics	390	8	25	58	11.8	3	18	22	18.6	7.2
Internal Medicine/Psychiatry	23	2	7	11	2.6	0	1	3	23.0	2.3
Interventional Radiology	156	1	11	9	13.0	0	12	3	13.0	6.5
Neurological Surgery	232	35	13	0	4.8	9	4	1	17.8	3.8
Neurology	946	152	161	111	3.0	61	69	35	7.3	2.1
Obstetrics and Gynecology	1,443	48	62	29	13.1	64	67	33	11.0	6.0
Orthopaedic Surgery	849	16	6	0	38.6	15	9	2	35.4	18.5
Osteopathic Neuromusculoskeletal Medicine	23	0	0	0	0.0	0	0	0	0.0	0.0
Otolaryngology	350	4	3	0	50.0	6	1	2	50.0	25.0
Pathology-Anatomic and Clinical	603	270	39	100	2.0	98	19	33	5.2	1.4
Pediatrics	2,956	379	111	257	6.0	221	85	119	9.7	3.7
Pediatrics/Medical Genetics	22	0	6	3	3.7	0	0	1	0.0	3.7
Pediatrics/Psychiatry/Child and Adolescent Psychiatry	22	0	2	0	11.0	1	1	1	11.0	5.5
Physical Medicine and Rehabilitation	480	9	15	7	20.0	16	39	18	8.7	6.1
Plastic Surgery	180	9	11	1	9.0	4	6	0	18.0	6.0
Psychiatry	1,858	242	65	73	6.1	277	111	112	4.8	2.7
Radiation Oncology	192	15	9	3	8.0	2	2	3	48.0	6.9
Radiology-Diagnostic	1,146	53	102	40	7.4	28	54	22	14.0	4.8
Surgery-General	1,536	78	153	112	6.6	84	137	73	7.0	3.4
Surgery-General (Prelim)	1,174	46	47	291	12.6	22	20	191	28.0	8.7
Thoracic Surgery	38	3	16	2	2.0	0	2	2	19.0	1.8
Vascular Surgery	75	12	11	12	3.3	0	5	8	15.0	2.7
TOTAL *	37,256	4,597	2,307	3,158		3,134	2,030	2,727		

Only choice includes applicants who ranked that specialty first on their rank order lists (ROLs) and ranked no other specialties. **First choice** includes applicants who ranked that specialty first and ranked at least one other specialty on their ROLs. **Not first choice** includes applicants who ranked another specialty first but also included that specialty on their ROLs. **Preferred choice** is defined as either only choice or first choice. Transitional Year programs were excluded from these counts because they are not considered a preference for a specific specialty.

Total Positions: includes all positions (categorical, advanced, primary care categorical, and physician) except preliminary positions offered in a specialty. Preliminary positions are reported separately.

Positions Per Non-U.S. IMG: is the ratio of Total Positions to the number of Non-U.S. IMG for whom that specialty was the first or only choice.

Positions Per U.S. IMG: is the ratio of Total Positions to the number of U.S. IMG for whom that specialty was the first or only choice.

Positions Per All Applicants: is the ratio of Total Positions to the number of Non-U.S. IMG and U.S. IMG for whom that specialty was the first or only choice.

Note: Specialties with fewer than 20 total positions are not displayed on this table.

* The **TOTAL** row includes all positions in all specialties.

Table 14

Table 14 presents data on applicants who ranked each specialty as their only choice in the 2020 Match. Table 14A, reflects outcomes for U.S. MD and DO seniors, and the same categories are presented in Table 14B for U.S. IMGs and non-U.S. IMGs. Prior to 2012, Table 14 and Figure 6 reported Match results by specialty groups that included the combined specialties. For example, Internal Medicine included Internal Medicine and combined specialties such as Internal Medicine-Pediatrics. In this report, results are aggregated by specialty instead of specialty group. Preliminary positions are reported separately.

Internal Medicine, Family Medicine, and Pediatrics had large numbers of matched U.S. MD seniors and DO seniors. Where 60.0 percent of matched U.S. DO seniors (2,735 out of 4,558) ranked the three primary care specialties as their only choice, the proportion of matched U.S. MD seniors who ranked the three primary care specialties as their only choice was 43.0 percent (6,494 out of 15,034).

As seen in Figure 6, higher proportions of unmatched U.S. MD seniors and DO seniors have been observed in traditionally competitive specialties like Orthopedic Surgery, Neurological Surgery, Plastic Surgery, Otolaryngology, Dermatology, and General Surgery.

Table 14 A Match Results for U.S. MD Seniors and U.S. DO Seniors Applicants Who Ranked Each Specialty as Their Only Choice, 2020

Specialty	Matched		Unmatched		Total		% of All Matched Applicants		Percent Unmatched	
	MD	DO	MD	DO	MD	DO	MD	DO	MD	DO
Anesthesiology	947	191	48	30	995	221	6.3	4.2	4.8	13.6
Child Neurology	86	8	3	1	89	9	0.6	0.2	3.4	11.1
Dermatology	97	14	12	3	109	17	0.6	0.3	11.0	17.6
Emergency Medicine	1,586	566	99	75	1,685	641	10.5	12.4	5.9	11.7
Family Medicine	1,366	1,155	42	56	1,408	1,211	9.1	25.3	3.0	4.6
Internal Medicine	3,452	1,164	62	53	3,514	1,217	23.0	25.5	1.8	4.4
Internal Medicine (Prelim)	192	5	4	0	196	5	1.3	0.1	2.0	0.0
Internal Medicine/Emergency Medicine	0	0	0	0	0	0	0.0	0.0	0.0	0.0
Internal Medicine/Pediatrics	230	16	5	0	235	16	1.5	0.4	2.1	0.0
Internal Medicine/Psychiatry	0	0	1	0	1	0	0.0	0.0	100.0	0.0
Interventional Radiology	3	0	0	0	3	0	0.0	0.0	0.0	0.0
Neurological Surgery	194	1	58	3	252	4	1.3	0.0	23.0	75.0
Neurology	413	100	8	7	421	107	2.7	2.2	1.9	6.5
Obstetrics and Gynecology	904	175	106	52	1,010	227	6.0	3.8	10.5	22.9
Orthopaedic Surgery	655	91	144	31	799	122	4.4	2.0	18.0	25.4
Osteopathic Neuromusculoskeletal Medicine	0	2	0	0	0	2	0.0	0.0	0.0	0.0
Otolaryngology	293	9	84	6	377	15	1.9	0.2	22.3	40.0
Pathology-Anatomic and Clinical	192	56	9	2	201	58	1.3	1.2	4.5	3.4
Pediatrics	1,676	416	13	9	1,689	425	11.1	9.1	0.8	2.1
Pediatrics/Medical Genetics	0	0	0	0	0	0	0.0	0.0	0.0	0.0
Pediatrics/Psychiatry/Child and Adolescent Psychiatry	0	0	0	0	0	0	0.0	0.0	0.0	0.0
Physical Medicine and Rehabilitation	133	94	8	10	141	104	0.9	2.1	5.7	9.6
Plastic Surgery	137	0	35	1	172	1	0.9	0.0	20.3	100.0
Psychiatry	1,019	256	101	43	1,120	299	6.8	5.6	9.0	14.4
Radiation Oncology	94	2	0	0	94	2	0.6	0.0	0.0	0.0
Radiology-Diagnostic	441	98	10	3	451	101	2.9	2.2	2.2	3.0
Surgery-General	789	128	93	42	882	170	5.2	2.8	10.5	24.7
Surgery-General (Prelim)	52	2	2	1	54	3	0.3	0.0	3.7	33.3
Thoracic Surgery	3	0	0	0	3	0	0.0	0.0	0.0	0.0
Vascular Surgery	38	2	6	0	44	2	0.3	0.0	13.6	0.0
TOTAL*	15,034	4,558	955	433	15,989	4,991	100.0	100.0	6.0	8.7

Note: Specialties with fewer than 20 total positions are not displayed on this table. Transitional Year is excluded.

* The **TOTAL** row includes all positions in all specialties.

Table 14 B

**Match Results for U.S. IMG and Non-U.S. IMG Applicants
Who Ranked Each Specialty as Their Only Choice, 2020**

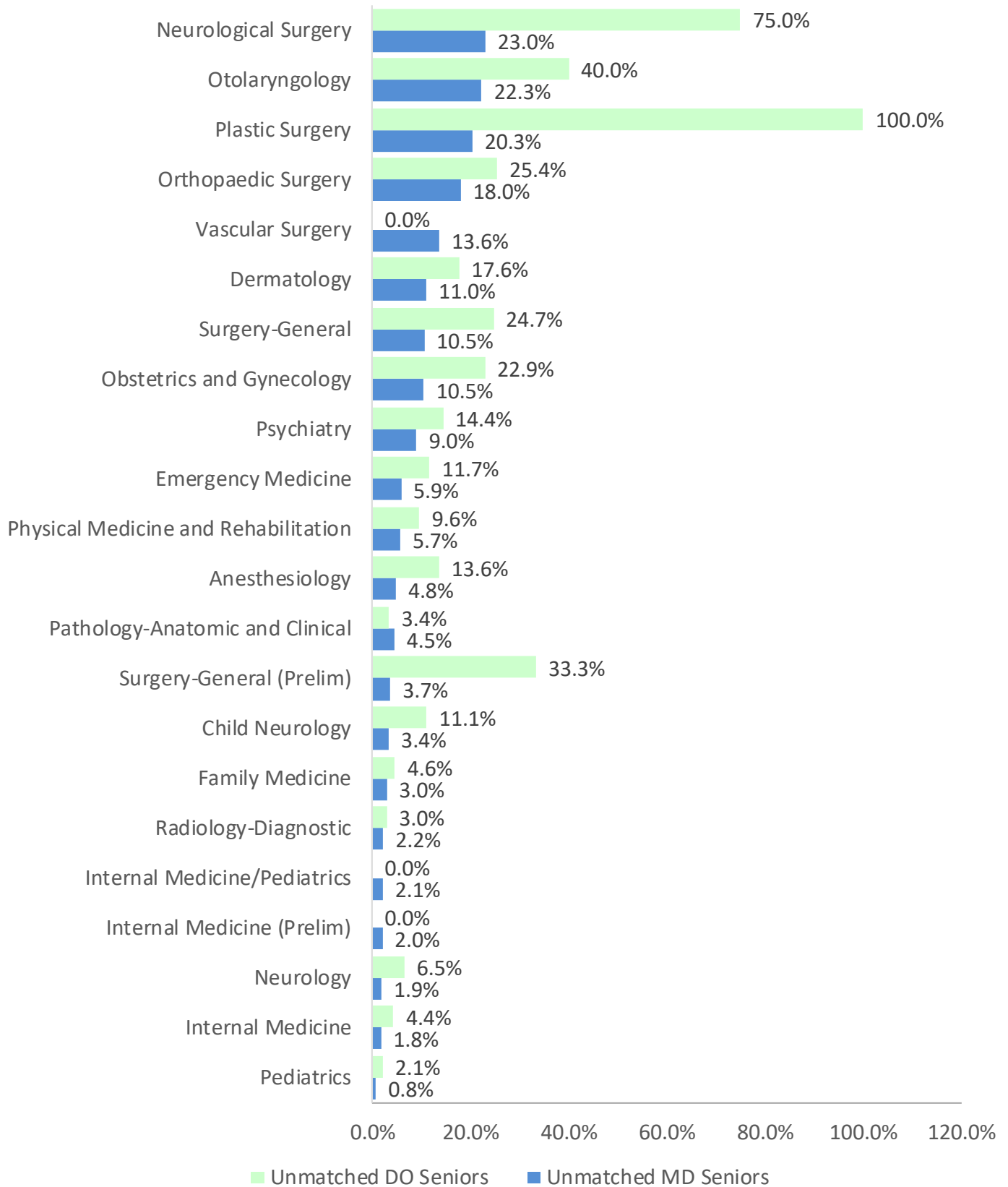
Specialty	Matched		Unmatched		Total		% of All Matched Applicants		Percent Unmatched	
	U.S.IMG	IMG	U.S. IMG	IMG	U.S. IMG	IMG	U.S. IMG	IMG	U.S. IMG	IMG
Anesthesiology	41	48	29	50	70	98	2.3	1.7	41.4	51.0
Child Neurology	3	9	2	3	5	12	0.2	0.3	40.0	25.0
Dermatology	3	10	4	9	7	19	0.2	0.4	57.1	47.4
Emergency Medicine	77	13	47	11	124	24	4.2	0.5	37.9	45.8
Family Medicine	471	221	337	205	808	426	25.9	8.1	41.7	48.1
Internal Medicine	736	1,632	430	955	1,166	2,587	40.5	59.5	36.9	36.9
Internal Medicine (Prelim)	5	15	15	14	20	29	0.3	0.5	75.0	48.3
Internal Medicine/Emergency Medicine	0	0	0	0	0	0	0.0	0.0	0.0	0.0
Internal Medicine/Pediatrics	1	2	2	6	3	8	0.1	0.1	66.7	75.0
Internal Medicine/Psychiatry	0	1	0	1	0	2	0.0	0.0	0.0	50.0
Interventional Radiology	0	0	0	1	0	1	0.0	0.0	0.0	100.0
Neurological Surgery	4	9	5	26	9	35	0.2	0.3	55.6	74.3
Neurology	35	103	26	49	61	152	1.9	3.8	42.6	32.2
Obstetrics and Gynecology	28	14	36	34	64	48	1.5	0.5	56.3	70.8
Orthopaedic Surgery	5	4	10	12	15	16	0.3	0.1	66.7	75.0
Osteopathic Neuromusculoskeletal Medicine	0	0	0	0	0	0	0.0	0.0	0.0	0.0
Otolaryngology	3	1	3	3	6	4	0.2	0.0	50.0	75.0
Pathology-Anatomic and Clinical	47	186	51	84	98	270	2.6	6.8	52.0	31.1
Pediatrics	161	265	60	114	221	379	8.9	9.7	27.1	30.1
Pediatrics/Medical Genetics	0	0	0	0	0	0	0.0	0.0	0.0	0.0
Pediatrics/Psychiatry/Child and Adolescent Psychiatry	0	0	1	0	1	0	0.0	0.0	100.0	0.0
Physical Medicine and Rehabilitation	1	4	15	5	16	9	0.1	0.1	93.8	55.6
Plastic Surgery	1	3	3	6	4	9	0.1	0.1	75.0	66.7
Psychiatry	109	98	168	144	277	242	6.0	3.6	60.6	59.5
Radiation Oncology	1	10	1	5	2	15	0.1	0.4	50.0	33.3
Radiology-Diagnostic	19	32	9	21	28	53	1.0	1.2	32.1	39.6
Surgery-General	44	28	40	50	84	78	2.4	1.0	47.6	64.1
Surgery-General (Prelim)	14	27	8	19	22	46	0.8	1.0	36.4	41.3
Thoracic Surgery	0	1	0	2	0	3	0.0	0.0	0.0	66.7
Vascular Surgery	0	3	0	9	0	12	0.0	0.1	0.0	75.0
TOTAL*	1,817	2,744	1,317	1,853	3,134	4,597	100.0	100.0	42.0	40.3

Note: Specialties with fewer than 20 total positions are not displayed on this table. Transitional Year is excluded.

* The **TOTAL** row includes all positions in all specialties.

Figure 6

Percentages of Unmatched MD Seniors and DO Seniors Who Ranked Each Specialty as Their Only Choice, 2020



Note: Specialties with fewer than 20 matched applicants are excluded from this figure. Transitional Year is excluded.

Table 15 and Figure 7

Table 15 shows trends between 1997 and 2020 in the percentages of U.S. MD seniors and independent applicants who matched to their first, second, third, fourth, or lower than fourth program choice on their rank order lists. The calculation of the percentages also includes the number of unmatched applicants. In earlier years, the percentages were based only on matched applicants. However, this change was made to more accurately reflect the percentages of applicants who obtained matches at different ranks and to more clearly portray the differences between U.S. MD seniors and independent applicants (see Table 6 for trends in overall match rates by applicant type).

In 2020, 46.3 percent of U.S. MD seniors matched to their first-choice programs, 0.8 percentage points lower than that reported in 2019. Among independent applicants (adjusted in 2020 to remove U.S. DO seniors), the percentage of first-choice matches was 29.0 percent. The percentage of U.S. MD seniors who obtained no position at all prior to SOAP was 5.9 percent in 2020. Historically, the percentage of MD seniors who do not match to first-year positions when the matching algorithm is processed has been about 6.0 percent. The percentage of unmatched independent applicants in 2020 was 38 percent.

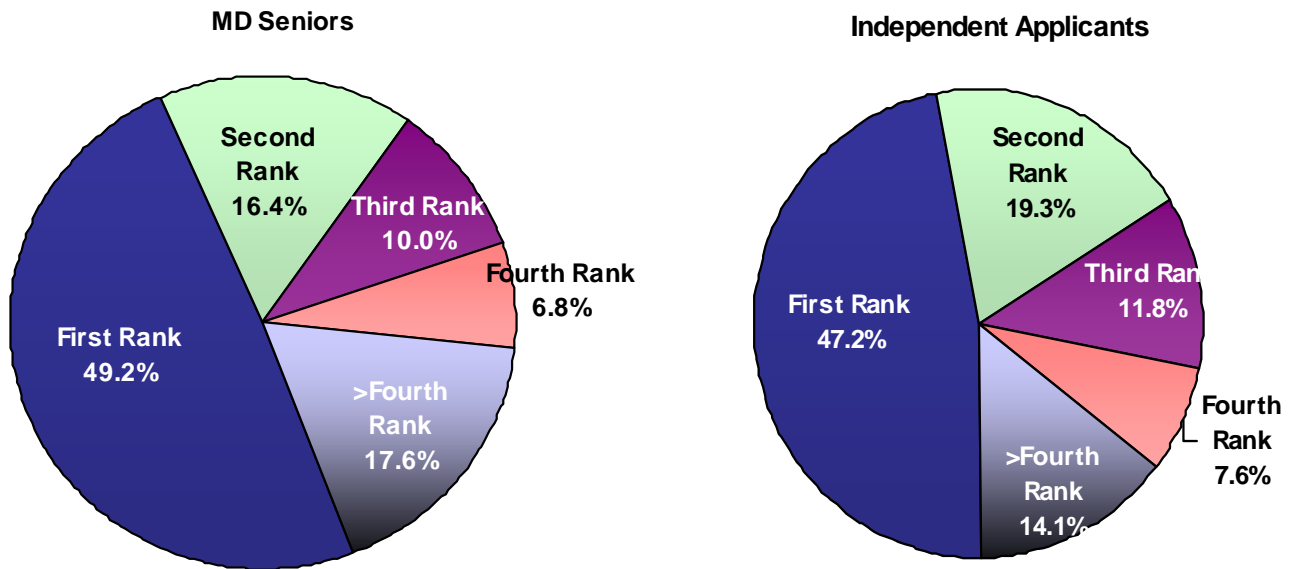
Figure 7 historically has compared the percentage of applicants matched to programs by rank choice using both matched applicants (top two figures) and all applicants (bottom two figures). This year data were separated such that 7A compares U.S. MD seniors to all Independent Applicants (U.S. MD grads, U.S. DO grads, Canadian applicants, Fifth Pathway applicants, U.S. IMGs and non-U.S. IMGs) and 7B compares U.S. DO seniors to all Independent Applicants. For both 7A and 7B, the bottom two charts show a considerably higher percentage of U.S. MD and DO seniors matched to their first-choice programs compared to Independent Applicants, and a considerably higher percentage of independent applicants did not match at all.

Table 15 Matches from MD Seniors' and Independent Applicants' Rank Order Lists, 1997 - 2020

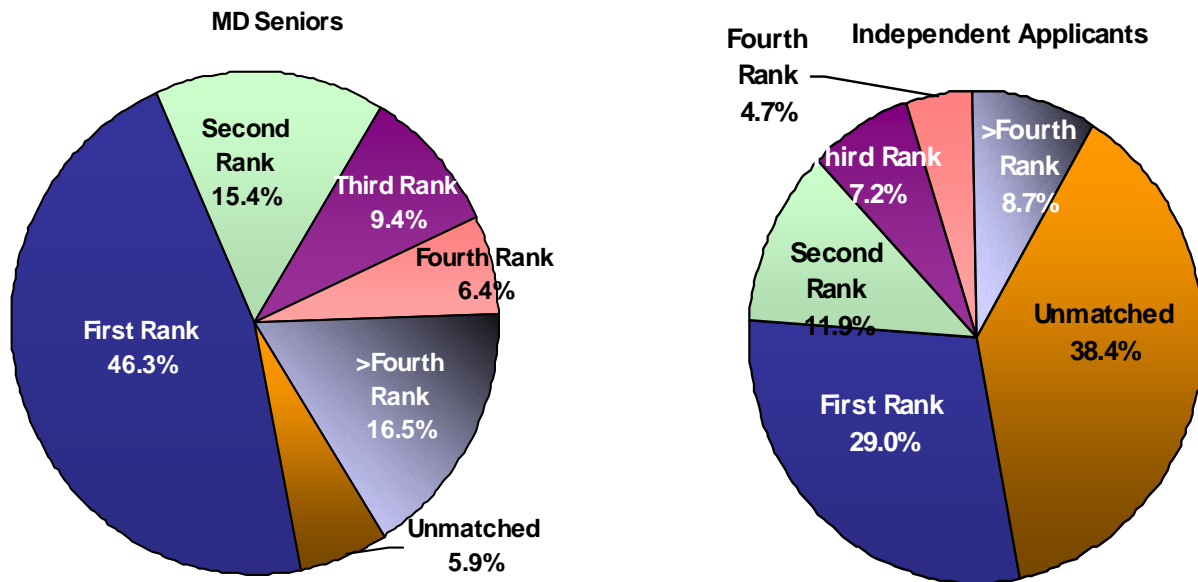
Year	First Rank		Second Rank		Third Rank		Fourth Rank		> Fourth Rank		Unmatched	
	No.	% of Matches	No.	% of Matches	No.	% of Matches	No.	% of Matches	No.	% of Matches	No.	%
MD Seniors												
1997	8,079	55.3	2,182	14.9	1,311	9.0	761	5.2	1,369	9.4	912	6.2
1998	8,028	54.9	2,283	15.6	1,332	9.1	802	5.5	1,398	9.6	767	5.2
1999	8,455	57.9	2,181	14.9	1,234	8.4	774	5.3	1,277	8.7	686	4.7
2000	8,542	59.5	2,102	14.6	1,187	8.3	656	4.6	1,209	8.4	662	4.6
2001	8,393	58.1	2,149	14.9	1,199	8.3	698	4.8	1,314	9.1	702	4.9
2002	8,370	58.4	2,130	14.9	1,289	9.0	687	4.8	1,249	8.7	611	4.3
2003	8,482	59.2	2,135	14.9	1,144	8.0	701	4.9	1,133	7.9	737	5.1
2004	8,510	58.3	2,138	14.6	1,188	8.1	659	4.5	1,243	8.5	871	6.0
2005	8,729	59.3	2,091	14.2	1,219	8.3	655	4.5	1,267	8.6	758	5.1
2006	8,551	57.0	2,198	14.6	1,286	8.6	734	4.9	1,451	9.7	788	5.3
2007	8,442	55.5	2,266	14.9	1,367	9.0	797	5.2	1,537	10.1	797	5.2
2008	8,692	57.0	2,280	15.0	1,300	8.5	738	4.8	1,505	9.9	727	4.8
2009	8,318	53.2	2,394	15.3	1,355	8.7	788	5.0	1,887	12.1	896	5.7
2010	8,462	52.7	2,468	15.4	1,471	9.2	852	5.3	1,869	11.6	948	5.9
2011	8,707	52.6	2,531	15.3	1,547	9.3	913	5.5	2,006	12.1	855	5.2
2012	8,946	54.1	2,467	14.9	1,500	9.1	904	5.5	2,015	12.2	695	4.2
2013	8,672	49.6	2,650	15.2	1,700	9.7	1,100	6.3	2,402	13.7	963	5.5
2014	8,970	51.6	2,691	15.5	1,710	9.8	1,001	5.8	2,163	12.4	839	4.8
2015	8,789	48.8	2,817	15.6	1,748	9.7	1,134	6.3	2,544	14.1	993	5.5
2016	9,110	50.1	2,830	15.6	1,673	9.2	1,023	5.6	2,561	14.1	990	5.4
2017	8,976	48.4	2,920	15.8	1,885	10.2	1,102	5.9	2,722	14.7	934	5.0
2018	9,128	48.5	2,831	15.0	1,832	9.7	1,184	6.3	2,877	15.3	966	5.1
2019	8,915	47.1	2,888	15.3	1,914	10.1	1,235	6.5	2,883	15.2	1,090	5.8
2020	8,955	46.3	2,979	15.4	1,820	9.4	1,237	6.4	3,198	16.5	1,137	5.9
Independent Applicants												
1997	2,458	21.0	901	7.7	510	4.4	355	3.0	705	6.0	6,780	57.9
1998	2,532	21.5	911	7.8	522	4.4	292	2.5	613	5.2	6,880	58.6
1999	2,713	22.9	897	7.6	540	4.6	312	2.6	534	4.5	6,859	57.9
2000	2,956	27.6	1,067	10.0	515	4.8	304	2.8	409	3.8	5,447	50.9
2001	2,887	30.3	1,002	10.5	531	5.6	304	3.2	458	4.8	4,344	45.6
2002	2,858	31.3	1,047	11.5	621	6.8	305	3.3	468	5.1	3,824	41.9
2003	3,163	32.8	1,230	12.8	593	6.2	373	3.9	500	5.2	3,774	39.2
2004	3,277	30.8	1,225	11.5	741	7.0	409	3.8	622	5.8	4,363	41.0
2005	3,368	31.7	1,256	11.8	684	6.4	418	3.9	691	6.5	4,212	39.6
2006	3,226	27.6	1,222	10.4	718	6.1	434	3.7	804	6.9	5,303	45.3
2007	3,365	26.4	1,326	10.4	736	5.8	477	3.7	871	6.8	5,963	46.8
2008	3,524	26.1	1,383	10.2	797	5.9	449	3.3	880	6.5	6,462	47.9
2009	3,501	24.6	1,446	10.1	858	6.0	501	3.5	877	6.2	7,067	49.6
2010	3,438	23.8	1,437	9.9	810	5.6	475	3.3	1,025	7.1	7,288	50.4
2011	3,471	24.7	1,431	10.2	840	6.0	498	3.5	950	6.8	6,840	48.8
2012	3,735	25.2	1,553	10.5	888	6.0	509	3.4	890	6.0	7,253	48.9
2013	4,503	26.7	1,787	10.6	1,150	6.8	695	4.1	1,307	7.7	7,426	44.0
2014	4,909	29.1	1,909	11.3	1,195	7.1	672	4.0	1,182	7.0	7,029	41.6
2015	4,833	28.6	1,937	11.5	1,132	6.7	678	4.0	1,268	7.5	7,032	41.7
2016	5,116	29.6	1,994	11.5	1,175	6.8	712	4.1	1,290	7.5	7,002	40.5
2017	5,378	30.9	2,070	11.9	1,242	7.1	731	4.2	1,306	7.5	6,703	38.5
2018	5,780	31.6	2,265	12.4	1,368	7.5	816	4.5	1,574	8.6	6,482	35.4
2019	6,444	33.1	2,554	13.1	1,530	7.9	941	4.8	1,785	9.2	6,197	31.9
2020	6,985	33.6	2,746	13.2	1,696	8.2	1,110	5.3	2,196	10.6	6,025	29.0

Figure 7A Percent of Matches by Choice and Type of Applicant, 2020

Matched Applicants



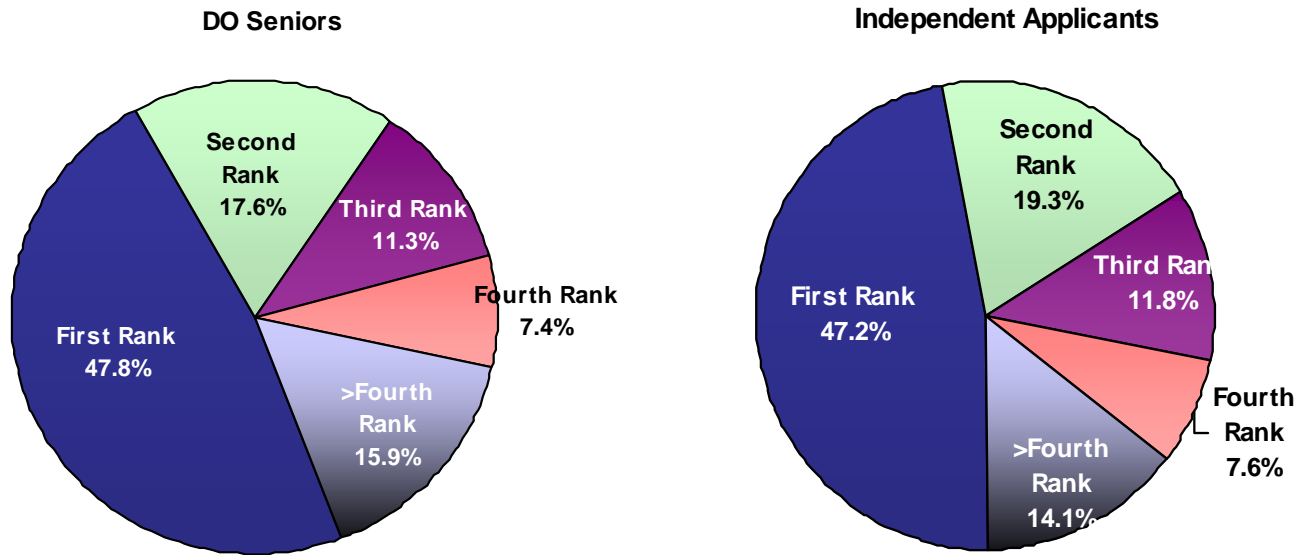
All Applicants



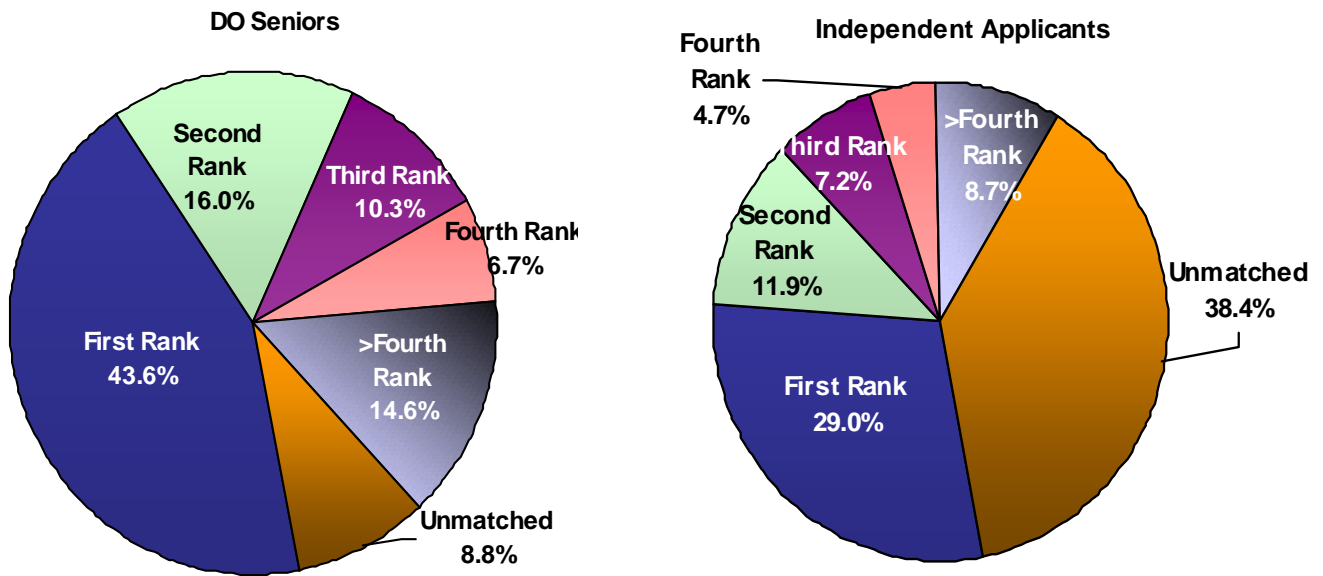
Note: Independent Applicants includes MD graduates, DO graduates, U.S. IMGs, Non-U.S. IMGs, Canadian, and Fifth Pathway applicants (IA data were not from Table 15).

Figure 7B Percent of Matches by Choice and Type of Applicant, 2020

Matched Applicants



All Applicants



Note: Independent Applicants includes MD graduates, DO graduates, U.S. IMGs, Non-U.S. IMGs, Canadian, and Fifth Pathway applicants (DO seniors and IA data were not from Table 15).

Table 16

Couples have been able to participate in the Main Residency Match since 1984. Any two individuals identify themselves as a couple to the NRMP and submit rank order lists of identical length. The matching algorithm treats the two lists as a unit, matching the couple to the highest pair of program choices where both partners obtain a match.

Table 16 presents the number of couples in the Match and their match outcomes. In 2020, 2,448 individual applicants participated in the Match as couple ($2,448/2=1,224$ couples), 296 more individual applicants than 2019. Couples enjoy great success, with match rates above 90 percent every year since 1984. In 2020, the match rate for couples was 95.6 percent (calculated by adding number of 'Both Matched' ($n= 1,128 \times 2 = 2,256$) to number of 'One Matched' ($n=84$) and dividing by number of 'Individual' ($n=2,448$)). About 67 percent of couples are U.S. MD seniors, and their match rates are similar to those of their classmates, varying within 1 or 2 percentage points each year.

Couples often rank the same program multiple times against a different program on the partner's list. They also have the option of one partner indicating a willingness to be unmatched at a specific rank on the rank order list if the partner matches to the program linked to that rank. Table 16 shows the number of couples matched with that option in the One Matched column (84 in 2020).

Table 16 Number of Couples in the Match and Match Outcome, 1987 - 2020

Year	Couples	Individuals	Both Matched	One Matched	Neither Matched	Match Rate %
1987	347	694	316	14	17	93.1
1988	388	776	355	19	14	93.9
1989	421	842	384	21	16	93.7
1990	397	794	356	20	21	92.2
1991	377	754	349	17	11	94.8
1992	461	922	412	20	29	91.5
1993	427	854	384	27	16	93.1
1994	446	892	391	35	20	91.6
1995	499	998	433	33	33	90.1
1996	504	1,008	446	20	38	90.5
1997	535	1,070	479	29	27	92.2
1998	525	1,050	481	27	17	94.2
1999	536	1,072	496	27	13	95.1
2000	508	1,016	475	18	15	95.3
2001	561	1,122	518	25	18	94.6
2002	543	1,086	507	19	17	95.1
2003	570	1,140	529	22	19	94.7
2004	641	1,282	584	36	21	93.9
2005	606	1,212	552	39	15	94.3
2006	610	1,220	552	36	22	93.4
2007	621	1,242	553	36	32	91.9
2008	738	1,476	667	47	24	93.6
2009	788	1,576	706	55	27	93.1
2010	808	1,616	730	50	28	93.4
2011	809	1,618	739	53	17	94.6
2012	878	1,756	804	54	19	94.6
2013	935	1,870	868	44	23	95.2
2014	925	1,850	843	56	26	94.2
2015	1,035	2,070	950	62	23	94.8
2016	1,046	2,092	971	61	14	95.7
2017	1,125	2,250	1,040	66	19	95.4
2018	1,165	2,330	1,082	67	16	95.8
2019	1,076	2,152	993	59	24	95.0
2020	1,224	2,448	1,128	84	12	95.6

Figure 8 Number of Couples in the Match and Match Outcome, 1987-2020

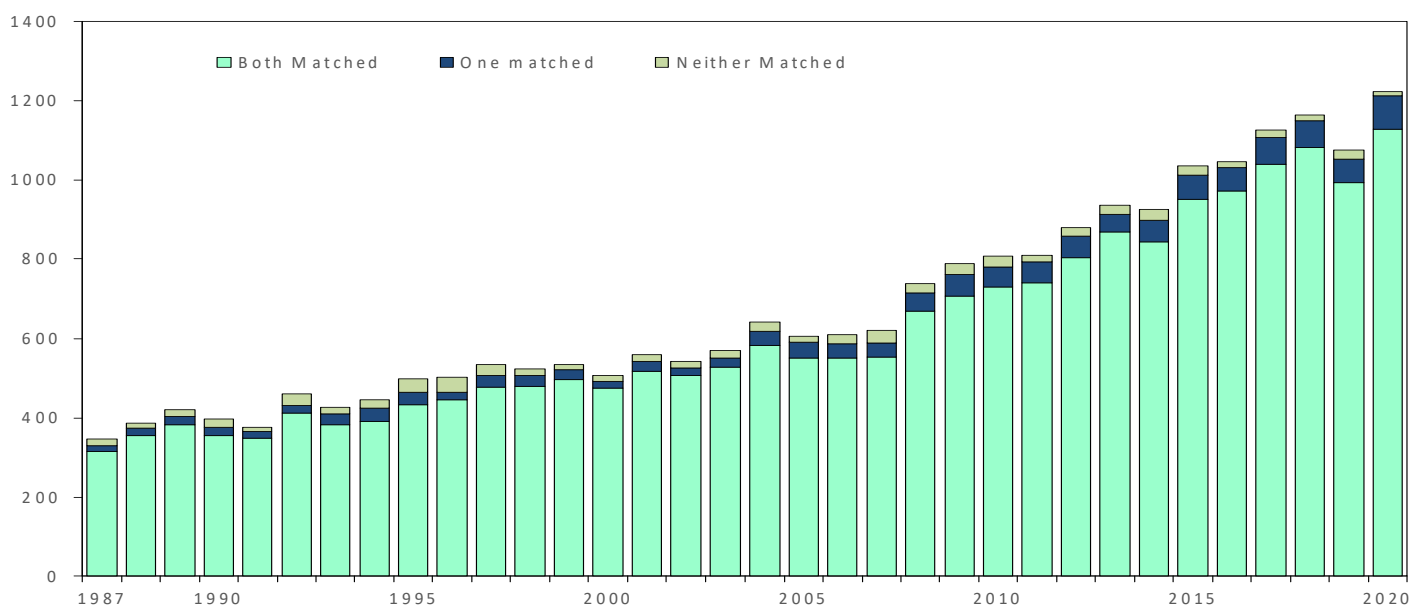


Table 17

Table 17 displays by specialty the average number of ranked applicants needed to fill each position within programs. Only programs that filled all positions are included in the calculations. Specialties with fewer than 5 programs that filled all positions were excluded to maintain their anonymity. Although this measure is affected by such factors as the number and geographic distribution of programs as well as the number of applicants ranked by the programs, it is a rough measure of specialty competitiveness. It may be more appropriate to interpret the data within each specialty across time and less appropriate to compare across specialties, especially for specialties with a large proportion of programs that do not fill.

Using Emergency Medicine as an example, on average programs that filled all positions ranked 6.0 applicants per available position in the 2020 Match. That figure represents a decrease of 0.8 ranked applicants per filled position when compared with the 2019 average of 6.8.

Table 17 Average Number of Ranked Applicants Needed to Fill Each Position by Specialty, 2016 - 2020

Specialty	Average Number of Ranked Applicants Per Position Needed to Fill All Positions within Programs*				
	2020	2019	2018	2017	2016
PGY- 1					
Anesthesiology	6.5	7.0	7.7	8.4	8.4
Child Neurology	5.9	6.2	6.3	5.6	4.9
Dermatology	5.3	4.1	4.6	4.7	5.7
Emergency Medicine	6.0	6.8	6.4	5.9	6.1
Family Medicine	6.5	6.0	6.0	6.2	6.0
Internal Medicine (Categorical)	6.5	7.2	7.3	7.0	6.7
Medicine-Dermatology	--	2.5	--	1.8	2.1
Medicine-Emergency Med	4.0	4.3	5.0	3.7	4.8
Medicine-Pediatrics	6.4	6.6	6.1	7.0	5.5
Medicine-Preliminary (PGY-1 Only)	7.6	8.2	7.5	6.7	6.5
Medicine-Primary	8.2	6.7	9.4	10.6	8.3
Medicine-Psychiatry	3.1	3.6	3.7	3.6	3.8
Interventional Radiology (Integrated)	7.6	5.2	6.6	12.2	--
Neurological Surgery	4.1	4.8	5.2	5.3	4.1
Neurology	6.2	6.3	5.4	6.1	5.1
Obstetrics-Gynecology	4.3	4.1	4.4	4.8	5.1
OB/GYN-Preliminary (PGY-1 Only)	13.4	8.7	8.4	6.9	8.2
Orthopedic Surgery	4.5	5.8	5.7	4.4	4.3
Otolaryngology	4.7	4.3	6.9	7.1	6.3
Pathology	4.9	4.4	5.2	4.9	4.6
Pediatrics (Categorical)	8.2	8.3	7.9	7.3	7.6
Pediatrics-Anesthesiology	3.8	1.9	5.5	3.6	2.9
Pediatrics-Medical Genetics	3.8	3.7	4.2	2.5	3.5
Pediatrics-Preliminary	4.0	4.3	7.1	4.1	4.2
Pediatrics-Primary	8.3	5.6	6.5	7.5	7.8
Peds/Psych/Child Psych	3.6	3.3	4.1	3.2	3.7
Physical Medicine & Rehab	5.0	5.3	4.3	4.8	4.5
Plastic Surgery (Integrated)	4.3	5.6	5.4	4.2	4.6
Psychiatry	4.9	4.3	3.9	4.4	4.4
Psychiatry-Family Medicine	3.5	2.9	2.7	2.9	2.5
Radiation Oncology	6.1	3.4	6.1	4.5	7.3
Radiology-Diagnostic	7.1	8.3	6.0	10.3	7.5
Surgery (Categorical)	4.5	4.6	5.0	5.3	4.9
Surgery-Preliminary (PGY-1 Only)	4.5	4.7	3.0	2.5	2.6
Thoracic Surgery	2.5	2.8	3.2	3.1	3.6
Transitional (PGY-1 Only)	4.7	4.9	4.7	4.0	4.8
Vascular Surgery	4.2	5.9	5.9	4.2	3.9
PGY- 2					
Anesthesiology	18.8	21.9	20.7	22.2	19.4
Child Neurology	--	2.9	8.3	4.9	5.4
Dermatology	3.9	3.3	3.8	3.2	3.5
Interventional Radiology (Integrated)	7.3	5.7	4.6	4.7	4.7
Neurology	9.0	7.9	6.2	7.8	7.5
Physical Medicine & Rehab	6.1	6.8	5.4	5.1	5.8
Radiation Oncology	6.0	6.7	5.9	5.7	5.4
Radiology-Diagnostic	7.6	7.2	6.0	7.0	7.2
Physician (R)*					
Anesthesiology	2.4	2.1	2.5	2.4	2.4
Child Neurology	1.7	1.3	1.4	1.4	1.8
Dermatology	1.3	1.2	1.4	2.0	1.1
Neurology	1.6	2.5	1.4	1.6	1.7
Physical Medicine & Rehab	1.0	2.3	1.3	1.4	1.7
Radiology-Diagnostic	1.9	1.6	1.4	1.8	2.2

*Only those programs that filled all positions were included in the calculations. Specialties with fewer than 5 programs that filled all positions were excluded from this table to maintain anonymity.

Tables 18 and 19

In 2012, NRMP launched the Match Week Supplemental Offer and Acceptance Program® (SOAP®) to replace the "Scramble," streamlining the process for unmatched applicants and the directors of unfilled programs. During SOAP, eligible unmatched applicants use ERAS®, a service of the Association of American Medical Colleges (AAMC®), to apply to programs with unfilled positions. Programs interview applicants and create preference lists in the NRMP Registration, Ranking, and Results® (R3®) system, which offers positions to applicants in order of the program's preference through a series of offer rounds.

The universe of SOAP-eligible applicants is slightly different from that of unmatched active applicants. An applicant is eligible for SOAP if the applicant is 1) registered for the Main Residency Match, 2) eligible to enter graduate medical education on July 1 in the year of the Match, and 3) fully unmatched or partially matched (i.e., with only a preliminary or an advanced position) on Monday of Match week. Applicants who do not submit rank order lists when the matching algorithm is processed are eligible to participate in SOAP if they meet those criteria.

In 2020, 11,816 applicants were SOAP-eligible, 656 fewer than in 2019 (Table 19), despite the increased number of Match registrants (356, calculated from Table 4). In 2020, U.S. citizen and non-U.S. citizen IMGs together constituted more than two thirds (65.0%) of SOAP-eligible applicants. Compared with 2019, 487 fewer non-U.S. citizen IMGs and 239 fewer U.S. citizen IMGs were eligible for SOAP. The number of SOAP-eligible U.S. MD seniors was 109 more, and the number of SOAP-eligible U.S. DO seniors was 79 fewer than 2019.

In 2020, 648 of the 709 programs unfilled after the matching algorithm was processed participated in SOAP, offering 1,897 of the 1,998 positions not filled when the matching algorithm was processed (Table 18). Half (50.0%) of the SOAP positions were PGY-1 only: 580 Preliminary Surgery, 142 Preliminary Medicine, 9 Preliminary Obstetrics and Gynecology, 5 Preliminary Pediatrics, and 206 Transitional Year. Other specialties with large numbers of positions in SOAP were Family Medicine (337), Internal Medicine (352 categorical and 5 primary), and Pediatrics (50 categorical and 2 primary). Compared with 2019, 235 more PGY-1 positions were available in SOAP. The increases were mainly in Family Medicine, Surgery (preliminary), Internal Medicine (categorical and preliminary) and Transitional Year.

During SOAP, offers are extended to applicants in rounds based upon the number of unfilled positions remaining in the program, and a position can be re-offered in a subsequent round if an offer from a prior round is rejected or expires. As presented in Figure 9, in 2020, a total of 2,726 offers were sent to applicants; of those, 1,687 were accepted, 969 were rejected, and 70 expired. By the conclusion of SOAP, 89.0 percent (1,687 of 1,897) of the available positions had been filled, resulting in a 99.0 percent over all fill rate for all positions placed in the 2020 Match. After SOAP had concluded, 210 positions remained unfilled.

As presented in Table 19, U.S. MD seniors accepted 48.0% (802 of 1,687) of the positions filled during SOAP. U.S. DO seniors accepted 24.0 percent (413). International medical graduates as a group accepted 20.0 percent (333).

Table 18

Participating Programs and Positions Filled in SOAP, 2019 - 2020

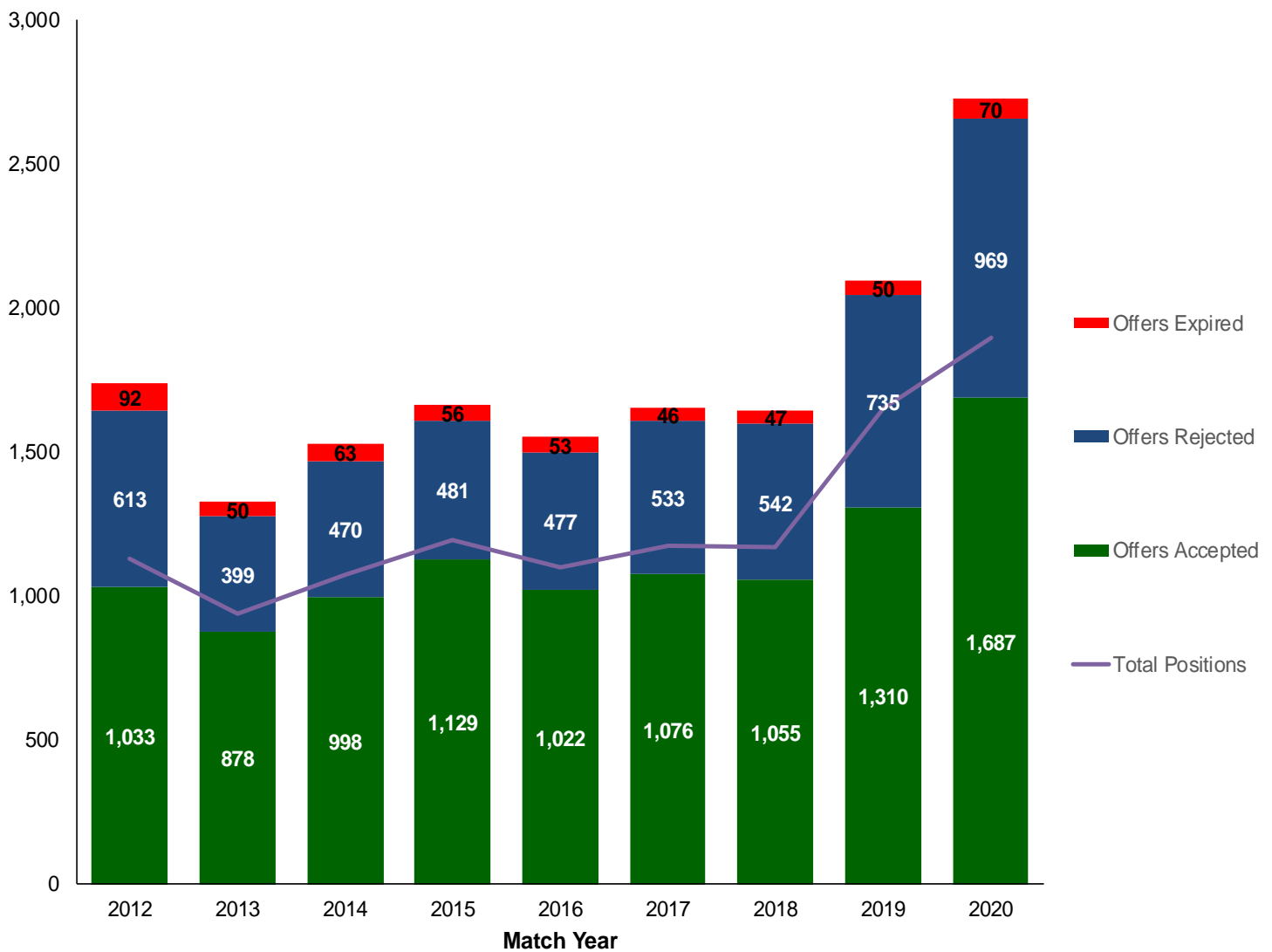
Specialty	2020				2019			
	Participating Programs	Available Positions	Filled Programs	Filled Positions	Participating Programs	Available Positions	Filled Programs	Filled Positions
PGY-1 Positions								
Anesthesiology	1	1			4	21	3	4
Child Neurology	6	7	4	5	9	9	7	7
Dermatology					1	2	1	2
Emergency Medicine	5	11	4	10	14	29	12	27
Family Medicine	139	337	119	294	113	271	87	238
Internal Medicine (Categorical)	64	352	47	316	57	219	40	176
Medicine-Dermatology	1	1	1	1				
Medicine-Medical Genetics	1	1						
Medicine-Pediatrics	4	9	4	9	5	7	4	4
Medicine-Preliminary (PGY-1 Only)	55	142	44	126	51	134	37	105
Medicine-Primary	2	5	1	4	4	10	3	9
Interventional Radiology (Integrated)	1	1	1	1				
Neurology	11	17	11	17	12	20	11	19
Obstetrics-Gynecology	2	3	2	3	2	3	2	3
OB/GYN-Preliminary (PGY-1 Only)	6	9	6	9	6	9	4	7
Orthopedic Surgery	4	4	4	4	2	3	2	3
Osteo Neuromusculoskeletal Med	2	2	1	1				
Otolaryngology	2	2	2	2				
Pathology	9	13	9	13	17	27	11	21
Pediatrics (Categorical)	22	50	21	49	28	68	22	60
Pediatrics-Medical Genetics	1	1	1	1				
Pediatrics-Preliminary	3	5	3	5	2	3	2	3
Pediatrics-Primary	1	2	1	2	1	1	1	1
Psychiatry	10	18	8	16	11	18	9	15
Radiation Oncology	1	3	1	3	1	1	1	1
Radiology-Diagnostic	4	7	4	7				
Surgery (Categorical)	4	5	4	5				
Surgery-Preliminary (PGY-1 Only)	170	580	135	537	145	559	81	430
Transitional (PGY-1 Only)	44	206	28	170	35	145	17	110
Vascular Surgery	1	2	1	2	2	2	2	2
Total - PGY-1	576	1,796	467	1,612	522	1,561	359	1,247
PGY-2 Positions								
Anesthesiology	1	2			4	6	3	5
Child Neurology	3	3			2	2	1	1
Dermatology	5	8	3	6	2	3	1	2
Interventional Radiology (Integrated)	5	6	5	6				
Neurodevelopmental Disabilities					1	1	1	1
Neurology	1	4	1	4	8	15	6	13
Osteo Neuromusculoskeletal Med	2	5		1				
Physical Medicine & Rehab	1	4	1	4	3	3	3	3
Radiation Oncology	21	30	15	24	19	26	13	18
Radiology-Diagnostic	13	18	13	18	7	11	6	10
Total - PGY-2	52	80	38	63	46	67	34	53
Physician (R) Positions*								
Anesthesiology	7	7	7	7	3	3	3	3
Child Neurology	7	7	1	1	10	13	3	3
Neurodevelopmental Disabilities	1	1			1	1		
Neurology	2	2	1	1	3	3	2	2
Osteo Neuromusculoskeletal Med	1	1			1	1		
Physical Medicine & Rehab					1	1	1	1
Radiation Oncology					1	1		
Radiology-Diagnostic	2	3	2	3	1	1	1	1
Total - Physician	20	21	11	12	21	24	10	10
Grand Total	648	1,897	516	1,687	589	1,652	403	1,310

* Physician (R) positions are PGY-2 positions starting in the year of the Match that are reserved for applicants who have had prior graduate medical education. Physician positions are not available to senior medical students. In *Results and Data Books* prior to 2014, the numbers of R positions were small and they were included in the categorical position counts. In this report, R positions are listed separately.

Table 19 SOAP Applicants Accepting Positions by Type, 2019 - 2020

Applicant Type	2020			2019		
	Eligible Applicants	Positions Accepted	Unique Applicants Accepting Positions	Eligible Applicants	Positions Accepted	Unique Applicants Accepting Positions
Seniors of U.S. MD Medical Schools	2,025	802	787	1,916	663	652
Graduates of U.S. MD Medical Schools	937	94	92	961	53	53
Seniors of U.S. DO Medical Schools	760	413	412	839	334	333
Graduates of U.S. DO Medical Schools	400	45	45	334	31	31
U.S. Citizen Students/Graduates of International Medical Schools	3,354	194	193	3,593	112	112
Non-U.S. Citizen Students/Graduates of International Medical Schools	4,331	139	139	4,818	117	116
Students/Graduates of Canadian Medical Schools and Fifth Pathway Progs	9	0	0	11	0	0
Total	11,816	1,687	1,668	12,472	1,310	1,297

Figure 9 Offers Extended in SOAP,* 2012-2020



*When an applicant accepts a position, the R3 system creates an automatic rejection of position offers for which the applicant no longer is eligible. A position may be offered in multiple rounds if it has not been accepted.

NRMP Program Results lists every hospital that participated in the Main Residency Match, along with the number of positions offered and filled for each of the institution's programs.

Sponsoring institutions are arranged alphabetically within state. The listing includes the institution name (abbreviated in some instances); the program code, which identifies each program; the quota (the number of positions offered by the program); and the number of applicants matched with that program.

There are three reasons why a program that ranked an adequate number of applicants did not fill its quota: (1) the applicants preferred other programs offering positions; (2) the applicants did not rank the program; or (3) the applicants had withdrawn from the Match.

There are also three reasons why applicants may not be matched with their most preferred program: (1) the program was filled with applicants it preferred; (2) the program did not rank the applicant; or (3) the program had withdrawn from the Match.

The following types of positions are offered through the NRMP:

- Categorical (C) positions are positions in programs that expect applicants who enter in their first post graduate year to complete the training required for certification in that specialty, provided their performance is satisfactory. Categorical programs in primary care Medicine and primary care Pediatrics are designated by (M) to distinguish them from regular Medicine and Pediatrics programs.
- Preliminary (P) positions are for one or two years of training needed as a prerequisite for entering advanced positions in specialty programs that require one or more years of broad clinical training. Internal Medicine, Surgery, and Transitional programs commonly offer preliminary positions.
- Advanced (A) positions beginning in 2021 are positions in specialty programs that begin after completion of one or more years of preliminary training. Applicants without prior graduate medical education can apply for those positions while also applying for preliminary positions that are compatible with their plans.
- Physician (R) positions are PGY-2 positions starting in the year of the Match that are reserved for physicians who have had prior graduate medical

education. Physician positions are not available to U.S. senior medical students.

NRMP Program Code Structure

The NRMP program code is a **9-character** code based on the following criteria.

- The first four characters are the Institution Code.
- The fifth through the seventh characters represent the specialty code obtained from the first three digits of the program's ACGME Code and designates the specialty.

Note: See ACGME Specialty Codes on the following page.

- The eighth character represents the program type:
 - P - Preliminary program
 - C - Categorical program
 - M - Primary program
 - A - Advanced program
 - R - Physician program
 - F - Fellowship program
- The ninth character represents the track:
 - 0 - first program/track in the specialty and program type at the institution
 - 1 - second program/track in the same specialty and program type at the same institution (i.e. 34th Street Clinic)
 - 2 - third program/track in the same specialty and program type at the same institution (i.e. Rural Clinic).

Examples:

Institution: **3099** - University at Buffalo SOM
ACGME Code: **120-35-21-489** - Family Medicine
Program Type: **C** - Categorical

First Track: **0** - Buffalo General Hospital
(Main Program)

Program Code: 3099120C0

Second Track: **1** - Erie County Medical Center
Program Code: 3099120C1

Third Track: **2** - Millard Fillmore Suburban Hospital
Program Code: 3099120C2

NRMP Program Results 2020 Main Residency Match®

ACGME SPECIALTY CODES AND DESCRIPTIONS 5th, 6th, and 7th Characters of the NRMP Program Code

SPECIALTY CODE	SPECIALTY DESCRIPTION
040	Anesthesiology
080	Dermatology
110	Emergency Medicine
120	Family Medicine
140	Internal Medicine
160	Neurological Surgery
180	Neurology
185	Child Neurology (Neurology)
186	Neurodevelopmental Disabilities
200	Nuclear Medicine
220	Obstetrics and Gynecology
260	Orthopaedic Surgery
275	Osteopathic Neuromusculoskeletal Medicine
280	Otolaryngology
300	Pathology-Anatomic and Clinical
320	Pediatrics
340	Physical Medicine and Rehabilitation
362	Plastic Surgery (Integrated)
380	Preventive Medicine
400	Psychiatry
416	Interventional Radiology (Integrated)
420	Radiology-Diagnostic
430	Radiation Oncology
440	Surgery-General
451	Vascular Surgery
461	Thoracic Surgery
700	Internal Medicine/Pediatrics
705	Internal Medicine/Emergency Medicine
715	Internal Medicine/Psychiatry
720	Psychiatry/Family Medicine
725	Pediatrics/Emergency Medicine
726	Pediatrics/Anesthesiology
730	Pediatrics/Psychiatry/Child and Adolescent Psychiatry
735	Pediatrics/Physical Medicine and Rehabilitation
740	Internal Medicine/Family Medicine
742	Internal Medicine/Anesthesiology
751	Internal Medicine/Preventive Medicine
752	Family Medicine/Preventive Medicine
753	Family Medicine/Osteopathic Neuromusculoskeletal Medicine
755	Psychiatry/Neurology
765	Pediatrics/Medical Genetics
766	Internal Medicine/Medical Genetics
770	Diagnostic Radiology/Nuclear Medicine/Nuclear Radiology
785	Internal Medicine/Dermatology
795	Emergency Medicine/Family Medicine
796	Emergency Medicine/Anesthesiology
999	Transitional Year

NRMP Program Results 2020 Main Residency Match®

ALABAMA

Baptist Outreach Services-AL

Montgomery	Code	Quota	Matched
Family Medicine	3082120C0	8	4

Brookwood Baptist Health-AL

Birmingham	Code	Quota	Matched
Internal Medicine	1903140C0	10	10
Med-Prelim/UAB PM&R	1903140P1	4	3
Pathology	1903300C0	2	2
Radiology-Diagnostic	1903420C0	4	2
General Surgery	1903440C0	5	5
Surgery-Preliminary	1903440P0	4	2
Transitional	1903999P0	15	12

Cahaba Medical Care-AL

Centreville	Code	Quota	Matched
Family Medicine/Rural	1590120C0	5	4
Family Medicine/Urban	1590120C1	7	7

Jack Hughston Memorial Hosp-AL

Phenix City	Code	Quota	Matched
Orthopaedic Surgery	2233260C0	3	3

North Alabama Med Ctr

Florence	Code	Quota	Matched
Internal Medicine	2239140C0	12	12

South Baldwin Reg Med Ctr-AL

Foley	Code	Quota	Matched
Family Medicine	2143120C0	8	7

Southeast Health-AL

Dothan	Code	Quota	Matched
Internal Medicine	2132140C0	13	13

St Vincents East-AL

Birmingham	Code	Quota	Matched
Family Medicine	3060120C0	8	8

Tuscaloosa Coll Comm Health Sciences-AL

Tuscaloosa	Code	Quota	Matched
Family Medicine	2955120C0	16	16

U Alabama Med Ctr-Birmingham

Birmingham	Code	Quota	Matched
Anesthesiology	1007040C0	20	20
Anesthesiology/Research	1007040C1	1	1
Dermatology	1007080A0	6	6
Emergency Medicine	1007110C0	10	10
Internal Medicine	1007140C0	38	38
Int Med/ABIM Research Pathway	1007140C2	1	1
Neurological Surgery	1007160C0	3	3
Neurology	1007180C0	9	9
Child Neurology	1007185C0	2	2
Obstetrics-Gynecology	1007220C0	8	8
Orthopaedic Surgery	1007260C0	6	6
Otolaryngology	1007280C0	4	4
Pathology	1007300C0	6	6
Pediatrics	1007320C0	24	24

Phys Medicine & Rehab	1007340A0	4	4
Psychiatry	1007400C0	8	8
Interventional Radiology (Integ)	1007416A0	2	2
Radiology-Diagnostic	1007420A0	7	7
Radiology-Diagnostic/SACM	1007420A1	1	0
Radiation Oncology	1007430A0	3	3
Radiation Oncology/Research	1007430A1	0	0
General Surgery	1007440C0	8	8
Surg-Prelim/Radiology SACM	1007440P0	1	0
Vascular Surgery	1007451C0	1	1
Medicine-Pediatrics	1007700C0	4	4
Pediatrics-Medical Genetics	1007765C0	1	1
Medicine-Medical Genetics	1007766C0	1	0

U Alabama SOM-Huntsville

Huntsville	Code	Quota	Matched
Family Medicine	2947120C0	12	12
Internal Medicine	2947140C0	7	7
Internal Medicine/SACM	2947140C1	1	0

U Alabama SOM-Montgomery

Montgomery	Code	Quota	Matched
Internal Medicine	1009140C0	7	7
Medicine-Preliminary	1009140P0	5	1

U South Alabama Hospitals

Mobile	Code	Quota	Matched
Emergency Medicine	1852110C0	6	6
Family Medicine	1852120C0	6	4
Internal Medicine	1852140C0	13	13
Medicine-Preliminary	1852140P0	6	6
Neurology	1852180C0	3	1
Obstetrics-Gynecology	1852220C0	4	4
Orthopaedic Surgery	1852260C0	3	3
Pathology	1852300C0	3	3
Pediatrics	1852320C0	12	12
Psychiatry	1852400C0	3	3
Psychiatry/Funded	1852400C1	1	1
Radiology-Diagnostic	1852420A0	4	4
Radiology-Diagnostic	1852420R0	2	2
General Surgery	1852440C0	5	5
Surgery-Preliminary	1852440P0	4	0
Medicine-Pediatrics	1852700C0	2	2

UAB Selma Fam Med Res-AL

Selma	Code	Quota	Matched
Family Medicine	3061120C0	6	6

ALASKA

Providence Hospital-AK

Anchorage	Code	Quota	Matched
Family Medicine	1313120C0	12	12

ARIZONA

Abrazo Health Network-AZ

Phoenix	Code	Quota	Matched
Emergency Medicine	2002110C0	6	6
Family Medicine	2002120C0	7	7
Internal Medicine	2002140C0	15	14

NRMP Program Results 2020 Main Residency Match®

Abrazo Health Network-AZ (Continued)

General Surgery	2002440C0	3	3
Transitional	2002999P0	13	13

Creighton Univ Affil Hosps-AZ

Phoenix	Code	Quota	Matched
Emergency Medicine/Maricopa	2154110C0	16	16
Family Medicine/St Josephs	2154120C0	8	8
Internal Medicine/St Josephs	2154140C0	9	9
Internal Medicine/Maricopa	2154140C1	17	17
Medicine-Prelim/St Josephs	2154140P0	3	3
Medicine-Prelim/Maricopa	2154140P1	4	4
Ob-Gyn/Maricopa Integ	2154220C0	9	9
Ob-Gyn/Maricopa Prelim	2154220P0	1	1
Psychiatry/Maricopa	2154400C0	6	6
Radiology-Diagnostic/St Josephs	2154420A0	5	5
Radiology-Diagnostic/Maricopa	2154420A1	3	3
General Surgery/St Josephs	2154440C0	3	3
General Surgery/Maricopa	2154440C1	4	4
Surgery-Prelim/St Josephs	2154440P0	3	1
Surgery-Prelim/Maricopa	2154440P1	9	0

HonorHealth-AZ

Scottsdale	Code	Quota	Matched
Dermatology	1929080A0	2	2
Family Medicine/Osborn	1929120C0	8	7
Internal Med/Thompson Peak	1929140C0	6	6
Med-Prelim/PM&R	1929140P1	2	2
Med-Prelim/Dermatology	1929140P2	2	2
Phys Medicine & Rehab	1929340A0	2	2
General Surgery/Lincoln	1929440C0	2	2

Mayo Clinic School of Grad Med Educ-AZ

Scottsdale	Code	Quota	Matched
Anesthesiology	3200040C0	3	3
Anesthesiology	3200040R0	1	1
Dermatology	3200080C0	2	2
Internal Medicine	3200140C0	12	12
Medicine-Primary	3200140M0	0	0
Neurological Surgery	3200160C0	2	2
Neurology	3200180C0	3	3
Orthopaedic Surgery	3200260C0	2	2
Otolaryngology	3200280C0	2	2
Plastic Surgery (Integrated)	3200362C0	1	1
Radiology-Diagnostic	3200420A0	2	2
Radiology-Diagnostic	3200420C0	2	2
Radiation Oncology	3200430C0	1	1
General Surgery	3200440C0	4	4
Surgery-Preliminary	3200440P0	2	2

Midwestern University OPTI-AZ

Phoenix	Code	Quota	Matched
Emergency Medicine/Kingman	2156110C0	6	6
Family Medicine/Sierra Vista	2156120C0	2	2
Family Medicine/Kingman	2156120C1	3	3
Family Medicine/Mesa	2156120C2	5	5
Internal Medicine/Cottonwood	2156140C0	5	1
Internal Medicine/Mesa	2156140C1	5	5
Internal Medicine/Sierra Vista	2156140C2	5	5
General Surgery/Mesa	2156440C0	3	3

North Country HealthCare-AZ

Flagstaff	Code	Quota	Matched
Family Medicine	2243120C0	4	4

Phoenix Childrens Hospital-AZ

Phoenix	Code	Quota	Matched
Child Neurology	2952185C0	3	3
Pediatrics	2952320C0	34	34

St Josephs Hospital-AZ

Phoenix	Code	Quota	Matched
Neurological Surgery	1012160C0	4	4
Neurology	1012180C0	7	7

Tucson Hospitals Med Ed-AZ

Tucson	Code	Quota	Matched
Pediatrics	1014320C0	4	4
Transitional	1014999P0	13	13

U Arizona COM-Phoenix

Phoenix	Code	Quota	Matched
Family Medicine	1011120C0	8	8
Internal Medicine	1011140C0	22	22
Medicine-Primary	1011140M0	2	2
Medicine-Preliminary	1011140P0	8	8
Med-Prelim/Neurology	1011140P1	3	3
Neurology	1011180A0	3	3
Obstetrics-Gynecology	1011220C0	9	9
Orthopaedic Surgery	1011260C0	4	4
Psychiatry	1011400C0	6	6
General Surgery	1011440C0	7	7
Surgery-Preliminary	1011440P1	5	1
Medicine-Pediatrics	1011700C0	6	6

U Arizona COM-South Campus

Tucson	Code	Quota	Matched
Emergency Medicine	1371110C0	6	6
Family Medicine	1371120C0	8	8
Internal Medicine	1371140C0	10	10

U Arizona COM-Tucson

Tucson	Code	Quota	Matched
Anesthesiology	1015040A0	12	12
Anesthesiology	1015040R0	1	1
Dermatology	1015080A2	4	4
Emergency Medicine	1015110C0	15	15
Family Medicine	1015120C0	8	8
Internal Medicine	1015140C0	28	28
Medicine-Preliminary	1015140P0	8	8
Neurological Surgery	1015160C0	1	1
Neurology	1015180C0	6	6
Obstetrics-Gynecology	1015220C0	4	4
Orthopaedic Surgery	1015260C0	4	4
Otolaryngology	1015280C0	1	1
Pathology	1015300C0	4	4
Pediatrics	1015320C0	16	16
Psychiatry	1015400C0	10	10
Interventional Radiology (Integ)	1015416A0	1	1
Radiology-Diagnostic	1015420A0	9	9
Radiation Oncology	1015430A0	2	0
General Surgery	1015440C0	8	8

NRMP Program Results 2020 Main Residency Match®

U Arizona COM-Tucson (Continued)

Surgery-Preliminary	1015440P0	8	2
Vascular Surgery	1015451C0	1	1
Pediatrics-Emergency Med	1015725C0	3	3

Yuma Regional Med Ctr-AZ

Yuma			
Family Medicine	1488120C1	8	8

ARKANSAS

Baptist Health-AR

North Little Rock			
Family Medicine	2198120C0	12	12
Internal Medicine	2198140C0	12	10

Conway Reg Health Sys-AR

Conway			
Family Medicine	2250120C0	4	4

St Bernards Med Ctr-AR

Jonesboro			
Internal Medicine	2214140C0	8	8

U Arkansas COM-Little Rock

Little Rock			
Anesthesiology	1018040C0	13	13
Anesthesiology	1018040R0	1	1
Dermatology	1018080C0	3	3
Emergency Medicine	1018110C0	10	10
Family Medicine	1018120C0	6	6
Internal Medicine	1018140C0	20	20
Neurological Surgery	1018160C0	2	2
Neurology	1018180C0	4	4
Neurology	1018180R0	1	1
Child Neurology	1018185C0	1	1
Obstetrics-Gynecology	1018220C0	5	5
Orthopaedic Surgery	1018260C0	5	5
Otolaryngology	1018280C0	3	3
Pathology	1018300C0	4	4
Pediatrics	1018320C0	25	25
Phys Medicine & Rehab	1018340C0	4	4
Psychiatry	1018400C0	8	8
Interventional Radiology (Integ)	1018416C0	1	1
Radiology-Diagnostic	1018420C0	7	7
Rad-Diag/NuRad	1018420C3	1	1
Radiation Oncology	1018430A0	1	0
General Surgery	1018440C0	5	5
Surgery-Preliminary	1018440P0	5	1
Vascular Surgery	1018451C0	1	1
Medicine-Pediatrics	1018700C0	5	5
Transitional	1018999P0	5	0

U Arkansas-Fayetteville Comm Progs

Fayetteville			
Internal Medicine	1871140C0	11	11

UAMS Regional Centers-AR

Little Rock			
Family Medicine/Fayetteville	1582120C0	10	10
Family Medicine/Fort Smith	1582120C1	9	0
Family Medicine/Jonesboro	1582120C2	8	8

Family Medicine/Magnolia	1582120C3	3	3
Family Medicine/Pine Bluff	1582120C4	9	5
Family Medicine/Texarkana	1582120C5	8	8
Family Medicine/Batesville	1582120C6	6	6

Unity Health-AR

Searcy			
Emergency Medicine	2104110C0	6	6
Family Medicine	2104120C0	6	2
Internal Medicine	2104140C0	10	10
Psychiatry	2104400C0	4	4
Transitional	2104999P0	10	1

White River Health System-AR

Batesville			
Internal Medicine	1991140C0	10	10

CALIFORNIA

Adventist Health Glendale-CA

Glendale			
Family Medicine	1023120C0	8	8

Adventist Health Hanford-CA

Hanford			
Family Medicine	2029120C0	6	6

Adventist Health Ukiah Valley-CA

Ukiah			
Family Medicine	2180120C0	6	5

Adventist Health White Memorial-CA

Los Angeles			
Family Medicine	1040120C0	8	8
Internal Medicine	1040140C0	6	3
Medicine-Preliminary	1040140P0	4	3
Obstetrics-Gynecology	1040220C0	5	5

Alameda Health Sys-Highland Hosp-CA

Oakland			
Emergency Medicine	1041110C0	10	10
Internal Medicine	1041140C0	13	13
Medicine-Primary	1041140M0	5	5
Medicine-Preliminary	1041140P0	13	13

AltaMed Health Services-CA

South Gate			
Family Medicine	2236120C0	6	6

Arrowhead Reg Med Ctr-CA

Colton			
Emergency Medicine	1047110C0	8	8
Family Medicine	1047120C0	16	16
Internal Medicine	1047140C0	12	12
Obstetrics-Gynecology	1047220C0	4	4
Psychiatry	1047400C0	6	6
General Surgery	1047440C0	4	4
Surgery-Preliminary	1047440P0	4	4

CA Pacific Med Center

San Francisco			
Internal Medicine	1061140C0	14	14
Medicine-Preliminary	1061140P0	14	14

NRMP Program Results 2020 Main Residency Match®

CA Pacific Med Center (Continued)

Med-Prelim/Neurology	1061140P1	1	1
Psychiatry	1061400C0	4	4

California Hosp Med Ctr

Los Angeles	Code	Quota	Matched
Family Medicine	2092120C0	8	8

Casa Colina Hosp-CA

Pomona	Code	Quota	Matched
Phys Medicine & Rehab	2151340A0	3	3

Cedars-Sinai Med Ctr-CA

Los Angeles	Code	Quota	Matched
Anesthesiology	1030040C0	14	14
Anesthesiology	1030040R1	2	2
Internal Medicine	1030140C0	21	21
Internal Medicine/PSTP	1030140C1	1	1
Medicine-Primary	1030140M0	7	7
Medicine-Preliminary	1030140P0	2	2
Med-Prelim/Neurology	1030140P1	5	5
Neurological Surgery	1030160C0	2	2
Neurology	1030180A0	5	5
Neurology/PSTP	1030180A1	0	0
Obstetrics-Gynecology	1030220C0	7	7
Orthopaedic Surgery	1030260C0	4	4
Otolaryngology	1030280C0	2	2
Pathology	1030300C0	5	5
Pathology/Phys Scientist	1030300C1	0	0
Radiology-Diagnostic	1030420A0	3	3
Radiation Oncology	1030430A0	1	1
General Surgery	1030440C0	6	6
Surgery-Preliminary	1030440P0	1	1

Charles R Drew University-CA

Los Angeles	Code	Quota	Matched
Family Medicine	2114120C0	8	8
Psychiatry	2114400C0	6	6

Childrens Hospital-LA-CA

Los Angeles	Code	Quota	Matched
Child Neurology	1031185C0	3	3
Child Neurology	1031185R0	1	1
Pediatrics	1031320C0	35	35

Childrens Hospital-Oakland-CA

Oakland	Code	Quota	Matched
Pediatrics	1939320C0	27	27
Peds-Prelim/Child Neurology	1939320P0	1	1

Chino Valley Med Ctr-CA

Chino	Code	Quota	Matched
Dermatology	2150080A0	1	0
Dermatology	2150080R0	1	1
Family Medicine	2150120C0	6	6

City Of Hope-CA

Duarte	Code	Quota	Matched
Radiation Oncology	1183430A0	2	0

Clinica Sierra Vista-CA

Bakersfield	Code	Quota	Matched
Family Medicine	1708120C0	8	8

College Med Ctr-CA

Long Beach	Code	Quota	Matched
Internal Medicine	2133140C0	1	1

Community Mem Health Sys-CA

Ventura	Code	Quota	Matched
Family Medicine	2018120C0	6	6
Internal Medicine	2018140C0	8	8
Orthopaedic Surgery	2018260C0	4	4
General Surgery	2018440C0	3	3

Contra Costa Reg Med Ctr-CA

Martinez	Code	Quota	Matched
Family Medicine	2071120C0	13	13

Desert Regional Med Ctr-CA

Palm Springs	Code	Quota	Matched
Emergency Medicine	2131110C0	10	10
Internal Medicine	2131140C0	12	12
Neurology	2131180C0	4	4

Dignity Health Northridge Hosp Med Ctr-CA

Northridge	Code	Quota	Matched
Family Medicine	3036120C1	8	8

Dignity Methodist Hosp-Sacramento-CA

Sacramento	Code	Quota	Matched
Family Medicine	1140120C0	8	8

Eisenhower Med Ctr-CA

Rancho Mirage	Code	Quota	Matched
Emergency Medicine	1485110C0	6	6
Family Medicine	1485120C0	12	12
Internal Medicine	1485140C0	20	20

Emanate Health-CA

West Covina	Code	Quota	Matched
Family Medicine	1974120C0	8	8

Family Health Ctrs of San Diego-CA

San Diego	Code	Quota	Matched
Family Medicine	1682120C0	6	5

Harbor-UCLA Med Ctr-CA

Torrance	Code	Quota	Matched
Anesthesiology	1067040C0	7	7
Dermatology	1067080A0	1	1
Emergency Medicine	1067110C0	16	16
Family Medicine	1067120C0	12	12
Internal Medicine	1067140C0	17	17
Med-Prelim/Radiology	1067140P1	3	2
Med-Prelim/Dermatology	1067140P2	1	0
Med-Prelim/Ophthalmology	1067140P3	8	8
Neurology	1067180C0	3	3
Obstetrics-Gynecology	1067220C0	5	5
Orthopaedic Surgery	1067260C0	5	5
Pathology	1067300C0	4	4
Pediatrics	1067320C0	10	10

NRMP Program Results 2020 Main Residency Match®

Harbor-UCLA Med Ctr-CA (Continued)

Psychiatry	1067400C0	7	7
Radiology-Diagnostic	1067420A0	6	6
General Surgery	1067440C0	6	6
Surgery-Preliminary	1067440P0	8	1
Surg-Prelim/Radiology	1067440P2	5	0

Hemet Valley Med Ctr-CA

Hemet	Code	Quota	Matched
Radiology-Diagnostic	2124420A0	3	3
Transitional	2124999P0	15	14
Transitional/Radiology	2124999P1	3	3

Huntington Memorial Hosp-CA

Pasadena	Code	Quota	Matched
Internal Medicine	1044140C0	7	7
Medicine-Preliminary	1044140P0	5	5
General Surgery	1044440C0	3	3
Surgery-Preliminary	1044440P0	2	1

John Muir Health-CA

Walnut Creek	Code	Quota	Matched
Family Medicine	1917120C0	8	8

Kaiser Permanente-Fontana-CA

Fontana	Code	Quota	Matched
Family Medicine	2037120C0	9	9
Internal Medicine	2037140C0	6	6
Psychiatry	2037400C0	5	5

Kaiser Permanente-Los Angeles-CA

Pasadena	Code	Quota	Matched
Dermatology	2055080A0	2	2
Family Med/LA Med Ctr	2055120C0	9	9
Internal Medicine	2055140C0	11	11
Internal Med/Research	2055140C2	1	1
Medicine-Preliminary	2055140P0	8	8
Neurology	2055180C0	3	3
Obstetrics-Gynecology	2055220C0	5	5
Pediatrics	2055320C0	8	4
Interventional Radiology (Integ)	2055416C0	1	1
Radiology-Diagnostic	2055420C0	2	2
Radiation Oncology	2055430A0	2	0
General Surgery	2055440C0	4	4
Surgery-Preliminary	2055440P0	5	5

Kaiser Permanente-Napa/Solano-CA

Vallejo	Code	Quota	Matched
Family Medicine	1637120C0	6	6

Kaiser Permanente-Oakland-CA

Oakland	Code	Quota	Matched
Internal Medicine	1042140C0	9	9
Internal Medicine/MPH	1042140C1	2	2
Med-Primary/Equity & Disparities	1042140M0	2	2
Medicine-Preliminary	1042140P0	7	7
Obstetrics-Gynecology	1042220C0	6	6
Otolaryngology	1042280C0	2	2
Pediatrics	1042320C0	8	7
Pediatrics/MPH	1042320C1	2	2
Psychiatry/East Bay	1042400C0	6	6

Kaiser Permanente-Orange Co-CA

Santa Ana	Code	Quota	Matched
Family Medicine	1073120C0	8	8

Kaiser Permanente-Riverside-CA

Riverside	Code	Quota	Matched
Family Medicine	3620120C0	6	6

Kaiser Permanente-SF-CA

San Francisco	Code	Quota	Matched
Internal Medicine	1959140C0	9	9
Medicine-Preliminary	1959140P0	8	8
Med-Prelim/Stanford-Anesth	1959140P1	0	0
Obstetrics-Gynecology	1959220C0	4	4
Medicine-Preventive Med	1959751C0	2	2

Kaiser Permanente-San Diego-CA

San Diego	Code	Quota	Matched
Emergency Medicine	1454110C0	6	6
Family Medicine	1454120C0	6	6

Kaiser Permanente-San Jose-CA

San Jose	Code	Quota	Matched
Family Medicine	2119120C0	6	6
Psychiatry	2119400C0	6	5

Kaiser Permanente-Santa Clara-CA

Santa Clara	Code	Quota	Matched
Internal Medicine	2135140C0	15	15
Medicine-Primary/CHOICE	2135140M0	1	1
Medicine-Preliminary	2135140P0	4	4
Obstetrics-Gynecology	2135220C0	4	4

Kaiser Permanente-Santa Rosa-CA

Santa Rosa	Code	Quota	Matched
Family Medicine	2115120C0	6	6

Kaiser Permanente-Woodland Hills-CA

Woodland Hills	Code	Quota	Matched
Family Medicine	1001120C0	6	6

Kaweah Delta Health Care District-CA

Visalia	Code	Quota	Matched
Anesthesiology	1572040C0	4	4
Emergency Medicine	1572110C0	13	13
Family Medicine	1572120C0	7	7
Psychiatry	1572400C0	6	6
General Surgery	1572440C0	3	3
Surgery-Preliminary	1572440P0	2	1
Transitional	1572999P0	12	12

Kern Med Ctr-CA

Bakersfield	Code	Quota	Matched
Emergency Medicine	1921110C0	7	7
Internal Medicine	1921140C0	10	10
Obstetrics-Gynecology	1921220C0	4	4
Psychiatry	1921400C0	6	6

Lifelong Medical Care-CA

Berkeley	Code	Quota	Matched
Family Medicine	2217120C0	6	6

NRMP Program Results 2020 Main Residency Match®

Loma Linda Univ Med Ctr-Murrieta-CA

Murrieta	Code	Quota	Matched
Family Medicine	2251120C0	12	5

Loma Linda University-CA

Loma Linda	Code	Quota	Matched
Anesthesiology	1024040C0	14	14
Dermatology	1024080A0	3	3
Emergency Medicine	1024110C0	18	18
Family Medicine	1024120C0	12	12
Internal Medicine	1024140C0	29	29
Medicine-Primary	1024140M0	2	2
Med-Primary/Global Health	1024140M1	0	0
Medicine-Preliminary	1024140P0	11	11
Neurological Surgery	1024160C0	1	1
Neurology	1024180C0	4	4
Neurology	1024180R0	1	1
Child Neurology	1024185C0	1	1
Obstetrics-Gynecology	1024220C0	8	8
Orthopaedic Surgery	1024260C0	5	5
Otolaryngology	1024280C0	3	3
Pathology	1024300C0	5	4
Pediatrics	1024320C0	23	23
Pediatrics-Primary Care	1024320M0	4	4
Phys Medicine & Rehab	1024340A0	1	1
Phys Medicine & Rehab	1024340C0	4	4
Plastic Surgery (Integrated)	1024362C0	2	2
Psychiatry	1024400C0	9	9
Psychiatry/CAP	1024400C2	2	2
Interventional Radiology (Integ)	1024416C0	2	2
Radiology-Diagnostic	1024420A0	7	7
Rad-Diag/Neuroradiology	1024420A1	1	1
Radiation Oncology	1024430A0	2	2
General Surgery	1024440C0	4	4
Gen Surg/Dedicated Research	1024440C1	2	2
Surgery-Preliminary	1024440P0	7	7
Surg-Prelim/Urology	1024440P3	3	2
Medicine-Pediatrics	1024700C0	4	4
Medicine-Anesthesiology	1024742C0	2	2
Transitional	1024999P0	6	6
Transitional/Preventive Med	1024999P1	1	1
Transitional/Occupational Med	1024999P2	1	1

Long Beach Mem Med Ctr-CA

Long Beach	Code	Quota	Matched
Family Medicine	1027120C0	8	8

Marian Regional Med Ctr-CA

Santa Maria	Code	Quota	Matched
Family Medicine	1690120C0	6	6
Obstetrics-Gynecology	1690220C0	3	3

Mercy Med Ctr-Merced-CA

Merced	Code	Quota	Matched
Family Medicine	3080120C0	8	8

Mercy Med Ctr-Redding-CA

Redding	Code	Quota	Matched
Family Medicine/MFHC	3081120C0	6	4

Natividad Med Ctr-CA

Salinas	Code	Quota	Matched
Family Medicine	2971120C0	9	9

Olive View-UCLA Med Ctr-CA

Sylmar	Code	Quota	Matched
Internal Medicine	2950140C0	21	21
Medicine-Preliminary	2950140P0	12	12
Psychiatry	2950400C0	7	7

PIH Health Hosp Downey-CA

Downey	Code	Quota	Matched
Family Medicine	2215120C0	7	6

Pomona Valley Hosp-CA

Pomona	Code	Quota	Matched
Family Medicine	1350120C0	8	8

Presby Intercommunity Hosp-CA

Whittier	Code	Quota	Matched
Family Medicine	2013120C0	2	2
Fam Med/Tropical Med	2013120C1	2	1
Fam Med/Chronic Dz Mgmt	2013120C2	2	2

Riverside Community Hospital-CA

Riverside	Code	Quota	Matched
Emergency Medicine	1877110C0	13	13
Family Medicine	1877120C0	8	8
Internal Medicine	1877140C0	15	15
Medicine-Preliminary	1877140P0	10	10
Neurology	1877180C0	3	3
General Surgery	1877440C0	3	3
Surgery-Preliminary	1877440P0	3	0
Transitional	1877999P0	16	16

Riverside University Health Sys-CA

Moreno Valley	Code	Quota	Matched
Anesthesiology	1850040C0	5	5
Family Medicine	1850120C0	12	10
Neurological Surgery	1850160C0	1	1
Orthopaedic Surgery	1850260C0	3	3
General Surgery	1850440C0	4	4
Surgery-Preliminary	1850440P0	2	0

San Joaquin Gen Hosp-CA

French Camp	Code	Quota	Matched
Family Medicine	1021120C0	8	8
Internal Medicine	1021140C0	8	8
Medicine-Preliminary	1021140P0	3	3
General Surgery	1021440C0	3	3
Surgery-Preliminary	1021440P1	3	1

San Mateo Behavioral Hlth & Recovery Svcs-CA

San Mateo	Code	Quota	Matched
Psychiatry	1010400C0	4	4

San Ysidro Health-CA

San Ysidro	Code	Quota	Matched
Internal Medicine	2220140C0	6	5

NRMP Program Results 2020 Main Residency Match®

Santa Barbara Cottage Hosp-CA

	Code	Quota	Matched
Santa Barbara			
Internal Medicine	1064140C0	10	10
Medicine-Preliminary	1064140P0	5	5
Radiology-Diagnostic	1064420A0	4	4
General Surgery	1064440C0	4	4

Santa Clara Valley Med Ctr-CA

	Code	Quota	Matched
San Jose			
Internal Medicine	1063140C0	16	16
Medicine-Preliminary	1063140P0	11	11
Med-Prelim/Neurology	1063140P1	1	1
Obstetrics-Gynecology	1063220C0	4	4
Radiology-Diagnostic	1063420A0	4	4
Transitional	1063999P0	12	12

Scripps Clinic/Green Hospital-CA

	Code	Quota	Matched
La Jolla			
Internal Medicine	1340140C0	13	13
Internal Med/Research	1340140C1	2	2

Scripps Mercy Hosp-Chula Vista-CA

	Code	Quota	Matched
Chula Vista			
Family Medicine	1375120C0	9	9

Scripps Mercy Hosp-San Diego-CA

	Code	Quota	Matched
San Diego			
Internal Medicine	1048140C0	14	14
Transitional	1048999P0	12	12
Transitional/Anesthesia	1048999P2	6	6

Shasta Community Health Ctr-CA

	Code	Quota	Matched
Redding			
Family Medicine	1531120C0	3	3

St Agnes Med Ctr-CA

	Code	Quota	Matched
Fresno			
Family Medicine	2138120C0	8	8
Internal Medicine	2138140C0	16	16
Medicine-Preliminary	2138140P0	4	4

St Joseph Hospital-Eureka-CA

	Code	Quota	Matched
Eureka			
Family Medicine	2160120C0	6	6

St Josephs Med Ctr-CA

	Code	Quota	Matched
Stockton			
Emergency Medicine	2161110C0	9	9
Family Medicine	2161120C0	6	6
Internal Medicine	2161140C0	10	10
Transitional	2161999P0	7	0

St Mary Med Ctr-Long Beach-CA

	Code	Quota	Matched
Long Beach			
Internal Medicine	1025140C0	9	9
Medicine-Primary	1025140M0	0	0
Medicine-Preliminary	1025140P0	7	7

St Marys Med Ctr-SF-CA

	Code	Quota	Matched
San Francisco			
Internal Medicine	1057140C0	8	8
Medicine-Preliminary	1057140P0	8	7

Orthopaedic Surgery 1057260C0 3 3

Stanford Univ Progs-CA

	Code	Quota	Matched
Stanford			
Anesthesiology	1820040A0	13	13
Anesthesiology	1820040C0	14	14
Anesthesiology	1820040R0	1	1
Dermatology	1820080A0	10	10
Emergency Medicine	1820110C0	15	15
Family Medicine/OConnor	1820120C0	8	8
Internal Medicine	1820140C0	40	40
Internal Med/Global Health	1820140C1	2	2
Med-Prelim/Neurology	1820140P1	4	4
Neurological Surgery	1820160C0	3	3
Neurology	1820180A0	10	10
Child Neurology	1820185C0	4	4
Child Neurology	1820185R0	1	0
Obstetrics-Gynecology	1820220C0	6	6
Orthopaedic Surgery	1820260C0	7	7
Otolaryngology	1820280C0	4	4
Otolaryngology/Research	1820280C1	1	1
Pathology	1820300C0	8	8
Clinical Pathology Track	1820300C1	2	2
Path-Anatomic Neuro Track	1820300C2	1	1
Pediatrics	1820320C0	23	23
Pediatrics/Research Trk	1820320C1	4	4
Phys Medicine & Rehab	1820340A0	7	7
Plastic Surgery (Integrated)	1820362C0	4	4
Psychiatry	1820400C0	12	12
Psychiatry/Research	1820400C1	1	1
Interventional Radiology (Integ)	1820416A0	3	3
Radiology-Diagnostic	1820420A0	9	9
Radiation Oncology	1820430A0	4	4
General Surgery	1820440C0	6	6
General Surgery/SASS	1820440C1	1	1
Surgery-Preliminary	1820440P0	7	6
Surg-Prelim/Ophthalmology	1820440P4	4	4
Vascular Surgery	1820451C0	2	2
Thoracic Surgery	1820461C0	3	3
Pediatrics-Anesthesiology	1820726C0	2	2
Medicine-Anesthesiology	1820742C0	1	1
Pediatrics-Medical Genetics	1820765C0	2	2
Radiology-Nuclear Medicine	1820770A0	1	0
Trans/Anesthesiology Santa Clara	1820999P0	4	4

Sutter Health-CA

	Code	Quota	Matched
Sacramento			
Family Med/Sacramento	1135120C0	5	5
Family Medicine/Davis	1135120C1	2	2

Sutter Med Ctr of Santa Rosa-CA

	Code	Quota	Matched
Santa Rosa			
Family Medicine	1065120C0	12	12

U Southern California

	Code	Quota	Matched
Los Angeles			
Anesthesiology	1033040C0	18	18
Dermatology	1033080A0	4	4
Emergency Medicine	1033110C0	20	20
Internal Medicine	1033140C0	55	55

NRMP Program Results 2020 Main Residency Match®

U Southern California (Continued)

Neurological Surgery	1033160C0	3	3
Neurology	1033180A0	6	6
Obstetrics-Gynecology	1033220C0	9	9
Orthopaedic Surgery	1033260C0	8	8
Otolaryngology	1033280C0	4	4
Pathology	1033300C0	6	6
Pediatrics	1033320C0	11	11
Plastic Surgery (Integrated)	1033362C0	3	3
Psychiatry	1033400C0	12	12
Interventional Radiology (Integ)	1033416A0	2	2
Radiology-Diagnostic	1033420A0	8	8
Radiation Oncology	1033430A0	2	2
General Surgery	1033440C0	7	7
Surg-Prelim/OMS	1033440P3	2	2
Vascular Surgery	1033451C0	1	1
Thoracic Surgery	1033461C0	2	2
Medicine-Pediatrics	1033700C0	6	6

UC Davis Med Ctr-CA

Sacramento	Code	Quota	Matched
Anesthesiology	1046040C0	14	14
Dermatology	1046080A0	5	5
Emergency Medicine	1046110C0	15	15
Emergency Med/AF Civ Sponsored	1046110C1	1	1
Family Medicine	1046120C0	10	10
Family Medicine/OB	1046120C2	1	1
Internal Medicine	1046140C0	24	24
Medicine-Primary	1046140M0	4	4
Med-Primary/Innovations	1046140M1	0	0
Neurological Surgery	1046160C0	2	2
Neurology	1046180C0	6	6
Obstetrics-Gynecology	1046220C0	7	7
Orthopaedic Surgery	1046260C0	3	3
Ortho Surgery/6 Yr Prog	1046260C1	1	1
Otolaryngology	1046280C0	3	3
Pathology	1046300C0	2	2
Pediatrics	1046320C0	13	13
Phys Medicine & Rehab	1046340A0	2	2
Phys Medicine & Rehab	1046340C0	2	2
Plastic Surgery (Integrated)	1046362C0	1	1
Psychiatry	1046400C0	9	9
Interventional Radiology (Integ)	1046416A0	2	2
Radiology-Diagnostic	1046420A0	5	5
Radiation Oncology	1046430A0	2	1
General Surgery	1046440C0	7	7
Surgery-Preliminary	1046440P0	4	3
Vascular Surgery	1046451C0	1	1
Thoracic Surgery	1046461C0	1	1
Medicine-Psychiatry	1046715C1	2	2
Psychiatry-Family Med	1046720C0	2	2
Radiology-Nuclear Medicine	1046770A0	1	1

UC Irvine Med Ctr-CA

Orange	Code	Quota	Matched
Anesthesiology	1043040C0	11	11
Anesthesiology/Critical Care Med	1043040C1	1	1
Dermatology	1043080A0	5	5
Emergency Medicine	1043110C0	9	9

Family Medicine	1043120C0	10	10
Internal Medicine	1043140C0	24	24
Medicine-Preliminary	1043140P0	20	20
Med-Prelim/Neurology	1043140P1	5	5
Neurological Surgery	1043160C0	1	1
Neurology	1043180A0	5	5
Child Neurology	1043185C0	2	2
Obstetrics-Gynecology	1043220C0	7	7
Orthopaedic Surgery	1043260C0	4	4
Otolaryngology	1043280C0	2	2
Pathology	1043300C0	4	4
Pediatrics/UCI-CHOC	1043320C1	25	25
Phys Medicine & Rehab	1043340A0	5	5
Plastic Surgery (Integrated)	1043362C0	3	3
Psychiatry	1043400C0	9	9
Interventional Radiology (Integ)	1043416A0	1	1
Radiology-Diagnostic	1043420A0	6	6
General Surgery	1043440C0	6	6
Surg-Prelim/Non-designated	1043440P0	4	3
Surg-Prelim/Int Radiology	1043440P3	0	0
Pediatrics-Medical Genetics	1043765C0	1	1

UC Riverside SOM-CA

Riverside	Code	Quota	Matched
Family Medicine	1522120C0	8	7
Internal Medicine	1522140C0	13	13
Psychiatry	1522400C0	8	8

UC San Diego Med Ctr-CA

San Diego	Code	Quota	Matched
Anesthesiology	1049040A0	14	14
Dermatology	1049080A0	5	5
Emergency Medicine	1049110C0	11	11
Family Medicine	1049120C0	8	8
Family Medicine/Military	1049120C1	1	0
Internal Medicine	1049140C0	36	36
Int Med/Investigator Path	1049140C1	2	2
Medicine-Preliminary	1049140P0	10	10
Med-Prelim/Int Radiology	1049140P2	0	0
Neurological Surgery	1049160C0	3	3
Neurology	1049180A0	6	6
Neurology/International	1049180C1	1	1
Child Neurology	1049185C0	2	2
Obstetrics-Gynecology	1049220C0	6	6
Orthopaedic Surgery	1049260C0	3	3
Ortho Surgery/Research	1049260C1	1	1
Otolaryngology	1049280C0	3	3
Pathology	1049300C0	5	5
Pediatrics	1049320C0	18	18
Plastic Surgery (Integrated)	1049362C0	1	1
Psychiatry	1049400C0	9	9
Psychiatry/Research	1049400C1	1	1
Psychiatry/Community	1049400C2	2	2
Interventional Radiology (Integ)	1049416A0	1	1
Intervent Rad (Integ)/Research	1049416A1	1	1
Radiology-Diagnostic	1049420A0	5	5
Rad-Diag/Research	1049420A1	2	2
Rad-Diag/IMG Track	1049420A2	2	1
Radiology-Diagnostic	1049420R0	1	1
Radiation Oncology	1049430A0	3	3

NRMP Program Results 2020 Main Residency Match®

UC San Diego Med Ctr-CA (Continued)

General Surgery	1049440C0	7	7
Surgery-Preliminary	1049440P0	1	0
Medicine-Pediatrics	1049700C0	4	4
Psychiatry-Family Med	1049720C0	2	2

UC San Francisco-CA

San Francisco	Code	Quota	Matched
Anesthesiology	1062040A0	15	15
Anesthesiology	1062040C0	9	9
Anesthesiology/Research	1062040C1	0	0
Anesthesiology/Critical Care	1062040C2	1	1
Anesthesiology	1062040R0	0	0
Dermatology	1062080A0	5	5
Dermatology/2+2 Scientists	1062080A1	2	2
Emergency Medicine	1062110C0	15	15
Family Medicine	1062120C0	15	15
Internal Medicine	1062140C0	45	45
Medicine-Primary/UC	1062140M0	10	10
Medicine-Primary/SFGH	1062140M1	8	8
Neurological Surgery	1062160C0	3	3
Neurology	1062180A0	1	1
Neurology	1062180C0	9	9
Child Neurology/Adv PGY3	1062185A0	1	1
Child Neurology	1062185C0	2	2
Obstetrics-Gynecology	1062220C0	10	10
Orthopaedic Surgery	1062260C0	6	6
Ortho Surgery/Research	1062260C1	1	1
Otolaryngology	1062280C0	5	5
Pathology	1062300C0	7	7
Pediatrics	1062320C0	21	21
Pediatrics-Primary/PLUS	1062320M0	5	5
Plastic Surgery (Integrated)	1062362C0	3	3
Psychiatry	1062400C0	16	16
Interventional Radiology (Integ)	1062416A0	1	1
Radiology-Diagnostic	1062420A0	14	14
Radiation Oncology	1062430A0	3	3
General Surgery	1062440C0	8	8
Surg-Prelim/General/Specialty	1062440P0	17	10
Surg-Prelim/Int Radiology	1062440P2	1	1
Vascular Surgery	1062451C0	2	2

UC San Francisco-East Bay-CA

Oakland	Code	Quota	Matched
General Surgery	3625440C0	7	7
Surgery-Preliminary	3625440P0	9	3

UC San Francisco-Fresno-CA

Fresno	Code	Quota	Matched
Emergency Medicine	1022110C0	12	12
Family Medicine	1022120C0	12	12
Internal Medicine	1022140C0	23	23
Obstetrics-Gynecology	1022220C0	4	4
Orthopaedic Surgery	1022260C0	4	4
Pediatrics	1022320C0	6	6
Psychiatry	1022400C0	6	6
General Surgery	1022440C0	4	4

UCLA Med Ctr-CA

Los Angeles	Code	Quota	Matched
Anesthesiology	1956040C0	25	25
Dermatology	1956080A0	4	4
Dermatology/5yr Star	1956080A1	1	1
Emergency Medicine	1956110C0	15	15
Fam Med/UCLA/Santa Monica	1956120C1	12	12
Internal Medicine	1956140C0	44	44
Internal Med/ProSTAR/PSTP	1956140C1	2	2
Medicine-Primary/UCLA-VA	1956140M0	6	6
Med-Primary/UCLA-Olive View	1956140M1	6	6
Med-Prelim/Neurology	1956140P1	4	4
Neurological Surgery	1956160C0	3	3
Neurology	1956180A0	9	9
Neurology	1956180R0	1	1
Child Neurology	1956185C0	2	2
Obstetrics-Gynecology	1956220C0	8	8
Ob-Gyn/Preliminary	1956220P0	2	0
Orthopaedic Surgery	1956260C0	6	6
Otolaryngology	1956280C0	5	5
Pathology	1956300C0	6	6
Pediatrics	1956320C0	26	26
Pediatrics/PSTP	1956320C1	1	1
Plastic Surgery (Integrated)	1956362C0	3	3
Interventional Radiology (Integ)	1956416C0	3	3
Radiology-Diagnostic	1956420A0	10	10
Radiation Oncology	1956430A0	3	3
General Surgery	1956440C0	7	7
Surgery-Preliminary	1956440P0	3	0
Vascular Surgery	1956451C0	1	1
Medicine-Pediatrics	1956700C0	4	4

UCLA Semel Inst for Neuroscience-CA

Los Angeles	Code	Quota	Matched
Psychiatry	3030400C0	12	12
Psychiatry/Research	3030400C1	2	2
Psych/Harbor-NPI-WLAVA	3030400C2	1	1

UHS So California Med Ed Consortium

Temecula	Code	Quota	Matched
Family Medicine	2213120C0	6	6
Internal Medicine	2213140C0	20	20

VA Greater LA Hlth Sys-CA

Los Angeles	Code	Quota	Matched
Phys Medicine & Rehab	1039340A0	8	8
Psychiatry/UCLA/SFVP	1039400C0	6	6

Valley Childrens Healthcare-CA

Madera	Code	Quota	Matched
Pediatrics	1907320C0	13	12

Valley Consortium-CA

Modesto	Code	Quota	Matched
Family Medicine	1444120C0	12	10
Orthopaedic Surgery	1444260C0	3	3

Valley Health Team-CA

San Joaquin	Code	Quota	Matched
Family Medicine	2111120C0	4	4

NRMP Program Results 2020 Main Residency Match®

Ventura County Med Ctr-CA

	Code	Quota	Matched
Ventura			
Family Medicine	1068120C0	15	15

West Anaheim Med Ctr-CA

	Code	Quota	Matched
Anaheim			
Medicine-Primary	2224140M0	8	4

COLORADO

Denver Health Med Ctr-CO

	Code	Quota	Matched
Denver			
Emergency Medicine	1077110C0	17	17

HealthONE-CO

	Code	Quota	Matched
Denver			
Family Medicine/Sky Ridge	1997120C0	8	8
Internal Medicine/Sky Ridge	1997140C0	18	9
Neurology/Sky Ridge	1997180C0	6	6
Psychiatry/Aurora	1997400C0	8	8
General Surgery/Swedish Med Ctr	1997440C0	3	3
General Surgery/Sky Ridge	1997440C1	3	3
Transitional/Sky Ridge	1997999P0	8	8

North Colorado Med Ctr

	Code	Quota	Matched
Greeley			
Family Medicine	1853120C0	6	6
Family Med/Wray	1853120C1	1	1
Family Med/Sunrise	1853120C2	2	2
Family Med/Hospitalist	1853120C3	1	1
Family Medicine/Sterling RTT	1853120C4	1	1

Parkview Med Ctr-CO

	Code	Quota	Matched
Pueblo			
Internal Medicine	2050140C0	10	10

Penrose Hospital-CO

	Code	Quota	Matched
Colorado Springs			
Pathology	2021300C0	2	2

Poudre Valley Hospital-CO

	Code	Quota	Matched
Fort Collins			
Family Medicine	3063120C0	7	7

St Anthony Hospital North-CO

	Code	Quota	Matched
Westminster			
Family Med/Health Campus	1922120C0	7	7
Family Med/84th Street	1922120C1	3	3

St Joseph Hospital SCL Health-CO

	Code	Quota	Matched
Denver			
Family Medicine	1074120C0	9	9
Internal Medicine	1074140C0	10	10
Medicine-Preliminary	1074140P0	10	10
Obstetrics-Gynecology	1074220C0	5	5
General Surgery	1074440C0	5	5
Surgery-Preliminary	1074440P0	8	8

St Mary-Corwin Med Ctr-CO

	Code	Quota	Matched
Pueblo			
Family Medicine	3005120C0	6	6
Family Medicine/Alamosa	3005120C1	2	2

St Marys Med Ctr SCL Health-CO

	Code	Quota	Matched
Grand Junction			
Family Medicine	3069120C0	9	9

Still OPTI-Peak Vista FMRP-CO

	Code	Quota	Matched
Colorado Springs			
Family Medicine	2149120C0	8	5

U Colorado SOM-Denver

	Code	Quota	Matched
Aurora			
Anesthesiology	1076040A0	11	11
Anesthesiology/Critical Care	1076040A1	1	1
Anesthesiology	1076040C0	3	3
Anesthesiology/Critical Care	1076040C1	1	1
Anesthesiology	1076040R0	2	2
Dermatology	1076080A0	6	4
Family Med/Denver Hlth	1076120C0	5	5
Family Med/Swedish Med	1076120C2	6	6
Family Med/Univ Hosp	1076120C3	6	6
Family Med/Rural	1076120C4	2	1
Internal Medicine	1076140C0	33	33
Internal Med/Hospitalist	1076140C1	6	6
Int Med/Physician Scientist	1076140C2	2	2
Medicine-Primary	1076140M0	9	9
Medicine-Preliminary	1076140P0	9	9
Neurological Surgery	1076160C0	2	2
Neurology	1076180C0	8	8
Neurology	1076180R0	1	0
Child Neurology	1076185C0	4	4
Obstetrics-Gynecology	1076220C0	9	9
Ob-Gyn/Preliminary	1076220P0	1	0
Orthopaedic Surgery	1076260C0	6	6
Ortho Surgery/Research	1076260C1	1	0
Otolaryngology	1076280C0	3	3
Otolaryngology/Research	1076280C1	1	1
Pathology	1076300C0	7	7
Pediatrics	1076320C0	28	28
Phys Medicine & Rehab	1076340A0	6	6
Plastic Surgery (Integrated)	1076362C0	2	2
Psychiatry	1076400C0	13	13
Interventional Radiology (Integ)	1076416A0	2	2
Radiology-Diagnostic	1076420A0	8	8
Radiation Oncology	1076430A0	2	2
General Surgery/2 Yr Research	1076440C0	11	11
Surgery-Preliminary	1076440P0	18	5
Medicine-Pediatrics	1076700C0	4	4
Pediatrics-PM&R	1076735C0	1	1
Peds/Med Genetics & Genomics	1076765C0	1	1

CONNECTICUT

Bridgeport Hospital-CT

	Code	Quota	Matched
Bridgeport			
Internal Medicine	1079140C0	14	14
Medicine-Preliminary	1079140P0	2	1
Med-Prelim/Radiology	1079140P1	2	2
Obstetrics-Gynecology	1079220C0	4	4
Radiology-Diagnostic	1079420A0	4	4

NRMP Program Results 2020 Main Residency Match®

Danbury Hospital-CT

Danbury	Code	Quota	Matched
Internal Medicine	1081140C0	16	16
Obstetrics-Gynecology	1081220C0	3	3
Pathology	1081300C0	2	2
General Surgery	1081440C0	4	4
Surgery-Preliminary	1081440P0	3	1

Eastern CT Health Network

Manchester	Code	Quota	Matched
Family Medicine	2186120C0	8	5
Osteo Neuromusculo Med	2186275A0	2	0
Osteo Neuromusculo Med	2186275R0	1	0
Transitional	2186999P0	8	6
Transitional/ONMM	2186999P1	0	0

Greenwich Hospital-CT

Greenwich	Code	Quota	Matched
Internal Medicine	1082140C0	6	6
Medicine-Preliminary	1082140P0	7	7

Griffin Hospital-CT

Derby	Code	Quota	Matched
Internal Medicine	1977140C0	6	6
Medicine-Primary	1977140M0	2	2
Medicine-Preliminary	1977140P0	5	5
Preventive Medicine	1977380C1	1	1
Medicine-Preventive Med/General	1977751C0	3	3

Hartford Hospital-CT

Hartford	Code	Quota	Matched
Pathology	1083300C0	4	4
Psychiatry	1083400C0	6	6
Radiology-Diagnostic	1083420A0	5	5
Radiology-Diagnostic	1083420R0	1	1

Middlesex Hospital-CT

Middleton	Code	Quota	Matched
Family Medicine	1087120C0	7	7

Norwalk Hospital-CT

Norwalk	Code	Quota	Matched
Internal Medicine	1093140C0	15	15
Radiology-Diagnostic	1093420A0	2	2

St Francis Hospital-CT

Hartford	Code	Quota	Matched
Obstetrics-Gynecology	1085220C0	5	5

St Marys Hospital-CT

Waterbury	Code	Quota	Matched
Internal Medicine	1096140C0	10	10
Medicine-Preliminary	1096140P0	4	4
General Surgery	1096440C0	2	2
Surgery-Preliminary	1096440P0	2	2

St Vincents Med Ctr-CT

Bridgeport	Code	Quota	Matched
Internal Medicine	1080140C0	9	9
Medicine-Preliminary	1080140P0	6	6
Med-Prelim/Radiology	1080140P1	0	0
Radiology-Diagnostic	1080420A0	3	3

Stamford Hospital/Columbia-CT

Stamford	Code	Quota	Matched
Family Medicine	1095120C0	5	5
Internal Medicine	1095140C0	8	8
Obstetrics-Gynecology	1095220C0	4	4
General Surgery	1095440C0	3	3
Surgery-Preliminary	1095440P0	2	0

U Connecticut School of Medicine

Farmington	Code	Quota	Matched
Anesthesiology	1094040A0	3	3
Anesthesiology	1094040C0	6	6
Dermatology	1094080A0	3	3
Emergency Medicine	1094110C0	18	18
Family Medicine	1094120C0	7	7
Internal Medicine	1094140C0	40	40
Medicine-Primary	1094140M0	16	16
Medicine-Preliminary	1094140P0	5	5
Neurological Surgery	1094160C0	1	1
Neurology	1094180C0	7	7
Obstetrics-Gynecology	1094220C0	10	10
Orthopaedic Surgery	1094260C0	5	5
Otolaryngology	1094280C0	2	2
Pediatrics	1094320C0	20	20
Psychiatry	1094400C0	7	7
Radiology-Diagnostic	1094420A0	2	2
General Surgery	1094440C0	6	6
Surgery-Preliminary	1094440P0	6	2

Waterbury Hospital-CT

Waterbury	Code	Quota	Matched
General Surgery	1097440C0	2	2
Surgery-Preliminary	1097440P0	2	1

Yale-New Haven Hosp-CT

New Haven	Code	Quota	Matched
Anesthesiology	1089040A0	4	4
Anesthesiology	1089040C0	17	17
Anesthesiology	1089040R0	2	1
Dermatology	1089080A0	5	5
Emergency Medicine	1089110C0	18	18
Emergency Medicine/Research	1089110C1	1	1
Internal Medicine	1089140C0	36	36
Int Med/Physician Scientist	1089140C1	6	6
Internal Medicine/Yale-Waterbury	1089140C2	10	10
Medicine-Primary	1089140M0	17	17
Medicine-Primary/HIV	1089140M1	1	1
Medicine-Preliminary	1089140P0	4	4
Med-Prelim/Neurology	1089140P2	10	10
Med-Prelim/Yale-Waterbury	1089140P4	6	6
Med-Prelim/Int Radiology	1089140P5	3	3
Neurological Surgery	1089160C0	3	3
Neurology	1089180A0	10	10
Neurology/YINP	1089180A1	0	0
Child Neurology	1089185C0	2	2
Obstetrics-Gynecology	1089220C0	8	8
Ob-Gyn/Preliminary	1089220P1	1	1
Orthopaedic Surgery	1089260C0	5	5
Otolaryngology	1089280C0	3	3

NRMP Program Results 2020 Main Residency Match®

Yale-New Haven Hosp-CT (Continued)

	Code	Quota	Matched
Pathology/Comb-Anat & Clin	1089300C0	7	7
Pathology/Anatomic Only	1089300C1	0	0
Pathology/Clinical Only	1089300C2	1	1
Pathology/AP & NP	1089300C3	0	0
Pediatrics	1089320C0	20	20
Plastic Surgery (Integrated)	1089362C0	3	3
Psychiatry	1089400C0	13	13
Psychiatry/Combined Adult/Child	1089400C2	2	2
Psychiatry/Research	1089400C3	3	3
Interventional Radiology (Integ)	1089416A0	3	3
Radiology-Diagnostic	1089420A0	13	13
Radiation Oncology	1089430A0	3	3
General Surgery	1089440C0	8	8
Surgery-Preliminary	1089440P0	8	7
Vascular Surgery	1089451C0	1	1
Thoracic Surgery	1089461C0	2	2
Medicine-Pediatrics	1089700C0	4	4

DELAWARE

Christiana Care-DE

Newark	Code	Quota	Matched
Emergency Medicine	1099110C0	12	12
Family Medicine	1099120C0	7	7
Internal Medicine	1099140C0	12	12
Obstetrics-Gynecology	1099220C0	7	7
Psychiatry	1099400C0	4	4
Interventional Radiology (Integ)	1099416C0	1	1
Radiology-Diagnostic	1099420C0	4	4
General Surgery	1099440C0	6	6
Medicine-Pediatrics	1099700C0	4	4
Medicine-Emergency Med	1099705C0	3	3
Emergency Med-Family Med	1099795C0	2	2

St Francis Hospital-DE

Wilmington	Code	Quota	Matched
Family Medicine	2058120C0	6	6

DISTRICT OF COLUMBIA

Childrens National Med Ctr-DC

Washington	Code	Quota	Matched
Child Neurology	1070185A0	1	0
Child Neurology	1070185C0	3	3
Child Neurology	1070185R0	1	0
Pediatrics	1070320C0	21	21
Peds/Internationally Sponsored	1070320C2	2	2
Pediatrics-Research	1070320C3	2	2
Pediatrics-Primary	1070320M0	5	5
Peds-Primary/Community Health	1070320M1	8	8
Pediatrics-Medical Genetics	1070765C0	0	0

George Washington Univ-DC

Washington	Code	Quota	Matched
Anesthesiology	1802040A0	3	3
Anesthesiology	1802040C0	5	5
Dermatology	1802080A0	2	2
Emergency Medicine	1802110C0	10	10
Emergency Med/International	1802110C1	1	1
Internal Medicine	1802140C0	24	24

Int Med/Sponsored IMG	1802140C1	3	3
Medicine-Primary	1802140M0	4	4
Medicine-Primary/Sponsored	1802140M1	1	1
Medicine-Preliminary	1802140P0	6	6
Med-Prelim/Sponsored IMG	1802140P1	1	0
Med-Prelim/Dermatology	1802140P4	1	1
Med-Prelim/Radiology	1802140P5	0	0
Neurological Surgery	1802160C0	1	1
Neurology	1802180C0	3	3
Neurology/Funded IG	1802180C1	1	1
Obstetrics-Gynecology	1802220C0	8	8
Orthopaedic Surgery	1802260C0	4	4
Otolaryngology	1802280C0	2	2
Pathology	1802300C0	4	4
Psychiatry	1802400C0	6	6
Radiology-Diagnostic	1802420A0	6	6
Radiology-Diagnostic	1802420R0	1	1
General Surgery	1802440C0	4	4
Surg-Prelim/Funded	1802440P2	1	1

Howard Univ Hosp-DC

Washington	Code	Quota	Matched
Dermatology	2193080A0	3	3
Dermatology	2193080R0	1	1
Family Medicine	2193120C0	6	6
Internal Medicine	2193140C0	22	22
Medicine-Preliminary	2193140P0	14	14
Neurology	2193180A0	3	3
Obstetrics-Gynecology	2193220C0	4	4
Orthopaedic Surgery	2193260C0	4	4
Psychiatry	2193400C0	5	5
General Surgery	2193440C0	5	5
Surgery-Preliminary	2193440P0	4	4

MedStar Georgetown Univ Hosp-DC

Washington	Code	Quota	Matched
Anesthesiology	1801040C0	10	10
Internal Medicine	1801140C0	29	29
Neurological Surgery	1801160C0	2	2
Neurology	1801180C0	6	6
Neurology/Clinician Scientist	1801180C1	1	1
Orthopaedic Surgery	1801260C0	4	4
Otolaryngology	1801280C0	3	3
Pathology	1801300C0	2	2
Pediatrics	1801320C0	11	11
Plastic Surgery (Integrated)	1801362C0	4	4
Psychiatry	1801400C0	9	9
Interventional Radiology (Integ)	1801416C0	2	2
Radiology-Diagnostic	1801420A0	4	4
Radiation Oncology	1801430A0	1	1
Gen Surgery/Georgetown-WHC	1801440C0	10	10
Surg-Prelim/Georgetown-WHC	1801440P0	11	1
Medicine-Pediatrics	1801700C0	4	4

MedStar National Rehab Hosp-DC

Washington	Code	Quota	Matched
Phys Medicine & Rehab	3191340C0	6	6

NRMP Program Results 2020 Main Residency Match®

MedStar Washington Hosp Ctr-DC

Washington	Code	Quota	Matched
Dermatology	1800080A0	2	2
Emergency Med/Georgetown-WHC	1800110C0	10	10
Family Med/Georgetown-WHC	1800120C0	4	4
Internal Medicine	1800140C0	29	29
Medicine-Preliminary	1800140P0	13	13
Obstetrics-Gynecology	1800220C0	10	10
Vascular Surgery	1800451C0	2	2
Medicine-Dermatology	1800785C0	2	1

St Elizabeths Hospital/DBH-DC

Washington	Code	Quota	Matched
Psychiatry	1804400C0	8	8

FLORIDA

AdventHealth Orlando-FL

Orlando	Code	Quota	Matched
Emergency Medicine	1102110C0	6	6
Family Medicine	1102120C0	12	12
Fam Med/East Orlando/Osteopathic	1102120C1	8	8
Internal Medicine	1102140C0	12	12
Medicine-Primary	1102140M0	2	2
Pediatrics	1102320C0	6	6
Radiology-Diagnostic	1102420A0	4	4
General Surgery	1102440C0	4	4

Aventura Hospital-FL

Aventura	Code	Quota	Matched
Emergency Medicine	1752110C0	12	12
Internal Medicine	1752140C0	15	15
Psychiatry	1752400C0	5	5
Radiology-Diagnostic	1752420A0	5	2
Transitional	1752999P0	13	13
Transitional/Radiology	1752999P2	0	0

Bayfront Med Ctr-FL

St Petersburg	Code	Quota	Matched
Family Medicine	1911120C0	8	8
Obstetrics-Gynecology	1911220C0	4	4

Borinquen Health Care Ctr-FL

Miami	Code	Quota	Matched
Family Medicine	2254120C0	4	4

Broward Health Med Ctr-FL

Fort Lauderdale	Code	Quota	Matched
Dermatology	1892080A0	3	3
Family Medicine	1892120C0	5	5
Internal Medicine	1892140C0	16	16
Orthopaedic Surgery	1892260C0	3	3
Pediatrics	1892320C0	8	8
General Surgery	1892440C0	6	6
Transitional	1892999P0	4	4

Centerstone-FL

Bradenton	Code	Quota	Matched
Psychiatry	2242400C0	4	4

Citrus Health Network-FL

Hialeah	Code	Quota	Matched
Psychiatry	1864400C0	4	4

Cleveland Clinic Florida

Weston	Code	Quota	Matched
Anesthesiology	1383040C0	5	5
Internal Medicine	1383140C0	9	9
Med-Prelim/Neurology	1383140P0	2	2
Medicine-Preliminary	1383140P1	2	2
Neurology	1383180A0	2	2
General Surgery	1383440C0	3	3
Surgery-Preliminary	1383440P0	3	3

Community Health of South Florida

Miami	Code	Quota	Matched
Family Medicine	2194120C0	4	4
Psychiatry	2194400C0	4	4

East Florida GME Consortium

Tamarac	Code	Quota	Matched
Internal Medicine	2232140C0	15	7
General Surgery	2232440C0	4	4

FAU-Schmidt COM-FL

Boca Raton	Code	Quota	Matched
Emergency Medicine	1586110C0	6	6
Internal Medicine	1586140C0	24	24
Medicine-Preliminary	1586140P0	3	1
Neurology	1586180C0	3	3
Psychiatry	1586400C0	4	4
General Surgery	1586440C0	6	6
Surgery-Preliminary	1586440P0	5	1

Florida State University COM

Tallahassee	Code	Quota	Matched
Emergency Medicine/Sarasota	1826110C0	9	9
Family Medicine/Lee Memorial	1826120C0	8	8
Family Medicine/Winter Haven	1826120C1	6	6
Internal Medicine	1826140C0	7	7
Internal Medicine/Sarasota	1826140C1	13	13
Medicine-Preliminary	1826140P0	2	1
General Surgery	1826440C0	2	2
Surgery-Preliminary	1826440P0	2	1

HCA Healthcare/USF Morsani GME-Blake-FL

Bradenton	Code	Quota	Matched
Internal Medicine	1899140C0	22	3
Medicine-Preliminary	1899140P0	6	0
Transitional	1899999P0	13	7

HCA Healthcare/USF Morsani GME-Brandon-FL

Brandon	Code	Quota	Matched
Emergency Medicine	1772110C0	15	15
Internal Medicine	1772140C0	20	6
Obstetrics-Gynecology	1772220C0	5	5
Pathology	1772300C0	2	1
General Surgery	1772440C0	4	4
Surgery-Preliminary	1772440P0	4	1
Transitional	1772999P0	13	13

NRMP Program Results 2020 Main Residency Match®

HCA Healthcare/USF Morsani GME-Citrus-FL

Inverness	Code	Quota	Matched
Internal Medicine	2195140C0	15	1
Medicine-Preliminary	2195140P0	5	1

HCA Healthcare/USF Morsani GME-Largo-FL

Largo	Code	Quota	Matched
Dermatology	1981080A0	3	3
Internal Medicine	1981140C0	23	13
Orthopaedic Surgery	1981260C0	2	2
Psychiatry	1981400C0	4	1
Transitional	1981999P0	7	5
Transitional/Dermatology	1981999P1	3	3

HCA Healthcare/USF Morsani GME-Oak Hill-FL

Brooksville	Code	Quota	Matched
Anesthesiology	1662040A0	6	6
Emergency Medicine	1662110C0	6	6
Family Medicine	1662120C0	8	4
Internal Medicine	1662140C0	20	2
Medicine-Preliminary	1662140P0	5	1
Transitional	1662999P0	5	5
Transitional/Anesthesiology	1662999P1	5	5

HCA Healthcare/USF Morsani GME-St Pete-FL

St. Petersburg	Code	Quota	Matched
Family Medicine	2196120C0	10	4
Transitional	2196999P0	8	6

HCA Healthcare/USF Morsani GME-Trinity-FL

Trinity	Code	Quota	Matched
Internal Medicine	2235140C0	15	6
Medicine-Preliminary	2235140P0	5	0

HCA Healthcare/USF Morsani-Bayonet Pt-FL

Hudson	Code	Quota	Matched
Internal Medicine	2137140C0	20	15
General Surgery	2137440C0	3	3
Surgery-Preliminary	2137440P0	3	0
Transitional	2137999P0	13	5

HCA Healthcare/USF Morsani-Northside-FL

St Petersburg	Code	Quota	Matched
Internal Medicine	2107140C0	10	3

Halifax Med Ctr-FL

Daytona Beach	Code	Quota	Matched
Family Medicine	1629120C0	8	8

Johns Hopkins All Childrens Hosp-FL

St Petersburg	Code	Quota	Matched
Pediatrics	1589320C0	12	12

Kendall Regional Med Ctr-FL

Miami	Code	Quota	Matched
Anesthesiology	1697040A0	6	6
Emergency Medicine	1697110C0	12	12
Internal Medicine	1697140C0	14	14
General Surgery	1697440C0	5	5
Surgery-Preliminary	1697440P0	4	1
Surg-Prelim/Anesthesiology	1697440P1	2	0
Transitional	1697999P0	8	2

Transitional/Anesthesiology 1697999P1 5 3

Larkin Comm Hosp Palm Springs Campus-FL

Hialeah	Code	Quota	Matched
Dermatology	2238080A0	3	3
Family Medicine	2238120C0	5	5
Internal Medicine	2238140C0	4	4

Larkin Community Hospital-FL

South Miami	Code	Quota	Matched
Dermatology	1481080A0	5	4
Dermatology	1481080R0	2	2
Family Medicine	1481120C0	9	8
Internal Medicine	1481140C0	6	6
Neurology	1481180C0	4	4
Neurology	1481180R0	1	0
Phys Medicine & Rehab	1481340A0	8	8
Phys Medicine & Rehab	1481340R0	6	6
Psychiatry	1481400C0	12	12
Radiology-Diagnostic	1481420A0	4	3
General Surgery	1481440C0	2	2

Manatee Memorial Hosp-FL

Bradenton	Code	Quota	Matched
Family Medicine	2109120C0	4	2
Internal Medicine	2109140C0	9	9

Mayo Clinic School of Grad Med Educ-FL

Jacksonville	Code	Quota	Matched
Anesthesiology	1032040C0	4	4
Dermatology	1032080C0	2	2
Family Medicine	1032120C0	6	6
Internal Medicine	1032140C0	13	10
Neurological Surgery	1032160C0	1	1
Neurology	1032180C0	4	4
Child Neurology	1032185A0	2	2
Interventional Radiology (Integ)	1032416C0	1	1
Radiology-Diagnostic	1032420C0	5	5
Radiation Oncology	1032430C0	1	1
General Surgery	1032440C0	3	3
Surgery-Preliminary	1032440P0	1	1

Memorial Healthcare System-FL

Pembroke Pines	Code	Quota	Matched
Anesthesiology	2085040C0	3	3
Internal Medicine	2085140C0	15	15
Medicine-Preliminary	2085140P0	4	2
Neurology	2085180C0	4	4
Obstetrics and Gynecology	2085220C0	4	4
Pediatrics	2085320C0	8	8
Phys Medicine & Rehab	2085340C0	4	4
Psychiatry	2085400C0	4	4
General Surgery	2085440C0	6	6

Mt Sinai Med Ctr-Miami-FL

Miami Beach	Code	Quota	Matched
Anesthesiology	1105040A0	4	2
Emergency Medicine	1105110C0	7	7
Internal Medicine	1105140C0	17	17
Medicine-Preliminary	1105140P0	4	2
Obstetrics-Gynecology	1105220C0	3	3

NRMP Program Results 2020 Main Residency Match®

Mt Sinai Med Ctr-Miami-FL (Continued)

Pathology	1105300C0	2	2
Psychiatry	1105400C0	3	3
Radiology-Diagnostic	1105420A0	5	4
General Surgery	1105440C0	3	3
Surgery-Preliminary	1105440P0	3	2

NCH Healthcare Sys-FL

Naples			
Internal Medicine	1958140C0	12	12

Nemours Childrens Hosp-FL

Orlando			
Pediatrics	2175320C0	12	10

Nicklaus Childrens Hospital-Miami-FL

Miami			
Pediatrics	1110320C0	27	27
Pediatrics/SACM	1110320C1	1	1

Nova Southeastern University KPCOM-FL

Clearwater			
Psychiatry	2256400C0	6	0

Orange Park Med Ctr-FL

Orange Park			
Dermatology	1771080A0	3	3
Emergency Medicine	1771110C0	12	12
Family Medicine	1771120C0	6	5
Internal Medicine	1771140C0	13	3
Psychiatry	1771400C0	4	4
General Surgery	1771440C0	3	3
Surgery-Preliminary	1771440P0	3	2
Transitional	1771999P0	14	14

Orlando Health-FL

Orlando			
Emergency Medicine	1107110C0	18	18
Internal Medicine	1107140C0	13	13
Medicine-Preliminary	1107140P0	2	2
Obstetrics-Gynecology	1107220C0	7	7
Orthopaedic Surgery	1107260C0	5	5
Pathology	1107300C0	3	3
General Surgery	1107440C0	6	6
Surgery-Preliminary	1107440P0	6	2

Palm Beach Consortium for GME-FL

Ft. Lauderdale			
Emergency Medicine	2042110C0	6	6
Family Medicine	2042120C0	6	1
Pediatrics	2042320C0	6	2
Psychiatry	2042400C0	9	9

Palmetto General Hosp-FL

Hialeah			
Family Medicine	2121120C0	4	4
Internal Medicine	2121140C0	20	7
Neurology	2121180C0	1	0

St Vincents Med Ctr-FL

Jacksonville			
Family Medicine	3125120C0	10	10

Tallahassee Mem Healthcare-FL

Tallahassee			
Family Medicine	2926120C0	11	11

U Florida COM-Jacksonville

Jacksonville			
Anesthesiology	1101040C0	4	4
Emergency Medicine	1101110C0	15	15
Internal Medicine	1101140C0	14	14
Medicine-Preliminary	1101140P0	2	1
Med-Prelim/Neurology	1101140P1	4	4
Neurology	1101180A0	4	4
Obstetrics-Gynecology	1101220C0	6	6
Orthopaedic Surgery	1101260C0	4	4
Pathology	1101300C0	2	2
Pediatrics	1101320C0	13	13
Peds-Prelim/Child Neurology	1101320P0	2	2
Psychiatry	1101400C0	2	2
Psychiatry/CAP	1101400C1	2	2
Interventional Radiology (Integ)	1101416A0	1	1
Radiology-Diagnostic	1101420A0	4	4
General Surgery	1101440C0	4	4
Surgery-Preliminary	1101440P0	6	2
Surg-Prelim/Ophthalmology	1101440P2	0	0

U Florida COM-Shands Hosp

Gainesville			
Anesthesiology	1824040C0	19	19
Anesthesiology	1824040R1	5	4
Dermatology	1824080A0	4	4
Emergency Medicine	1824110C0	14	14
Family Medicine	1824120C0	9	9
Internal Med/Gainesville	1824140C0	32	32
Internal Med/Pensacola	1824140C1	4	4
Medicine-Preliminary	1824140P0	17	16
Neurological Surgery	1824160C0	2	2
Neurology	1824180C0	8	8
Child Neurology	1824185C0	1	1
Ob-Gyn/Gainesville	1824220C0	4	4
Ob-Gyn/Pensacola	1824220C1	4	4
Orthopaedic Surgery	1824260C0	4	4
Otolaryngology	1824280C0	3	3
Pathology	1824300C0	4	4
Pediatrics/Gainesville	1824320C0	17	17
Peds/Arnold Palmer-Orlando	1824320C1	14	14
Pediatrics/Pensacola	1824320C3	9	8
Plastic Surgery (Integrated)	1824362C0	1	1
Psychiatry	1824400C0	14	14
Radiology-Diagnostic	1824420A0	13	13
Radiation Oncology	1824430A0	2	2
General Surgery	1824440C0	6	6
Surgery-Preliminary	1824440P0	8	8

U Miami MSOM/Holy Cross-FL

Miami			
Internal Medicine	1821140C0	14	14
Medicine-Preliminary	1821140P0	6	6
General Surgery	1821440C0	3	3
Transitional	1821999P0	15	15

NRMP Program Results 2020 Main Residency Match®

U Miami/JFK Palm Beach GME Consortium-FL

Atlantis	Code	Quota	Matched
Internal Medicine	1384140C0	19	19
Medicine-Preliminary	1384140P0	3	3
General Surgery	1384440C0	3	3
Surgery-Preliminary	1384440P0	1	0

U Miami/Jackson Health System-FL

Miami	Code	Quota	Matched
Anesthesiology	1104040A0	2	2
Anesthesiology	1104040C3	26	26
Anesthesiology	1104040R0	1	1
Dermatology	1104080A0	7	7
Dermatology	1104080R0	1	1
Emergency Medicine	1104110C0	14	14
Emergency Med/Funded	1104110C1	1	0
Family Medicine	1104120C0	8	8
Internal Medicine	1104140C0	25	25
Internal Med/Harrington	1104140C2	12	12
Internal Med/Urban Health	1104140C3	1	1
Medicine-Preliminary	1104140P0	2	2
Med-Prelim/Neurology	1104140P1	2	2
Med-Prelim/BPEI	1104140P3	7	7
Neurological Surgery	1104160C0	3	3
Neurology	1104180A0	3	3
Neurology	1104180C0	9	9
Obstetrics-Gynecology	1104220C0	8	8
Orthopaedic Surgery	1104260C0	7	7
Otolaryngology	1104280C0	3	3
Otolaryngology/Research	1104280C1	1	1
Pediatrics	1104320C0	21	21
Phys Medicine & Rehab	1104340A0	8	8
Phys Medicine & Rehab	1104340R0	2	2
Plastic Surgery (Integrated)	1104362C0	1	1
Plastic Surgery (Integ)/Funded	1104362C1	1	1
Psychiatry	1104400C0	12	12
Psychiatry/Funded IMG	1104400C1	2	1
Interventional Radiology (Integ)	1104416A0	3	3
Radiology-Diagnostic	1104420A0	9	9
Rad-Diag/International	1104420A2	2	2
Radiation Oncology	1104430A0	2	2
General Surgery	1104440C0	7	7
Surgery-Preliminary	1104440P1	11	11
Vascular Surgery	1104451C0	1	1
Medicine-Pediatrics	1104700C0	5	5

U South Florida Morsani COM-Tampa

Tampa	Code	Quota	Matched
Dermatology	1109080A0	4	4
Emergency Medicine	1109110C0	10	10
Family Medicine	1109120C0	8	6
Internal Medicine	1109140C0	33	33
Medicine-Preliminary	1109140P0	9	4
Med-Prelim/Dermatology	1109140P1	1	1
Med-Prelim/Radiology	1109140P2	4	4
Med-Prelim/Radiation Onc	1109140P3	0	0
Neurological Surgery	1109160C0	2	2
Neurology	1109180C0	8	8
Obstetrics-Gynecology	1109220C0	6	6

Orthopaedic Surgery	1109260C0	4	4
Otolaryngology	1109280C0	3	3
Pathology	1109300C0	4	4
Pediatrics	1109320C0	12	12
Phys Medicine & Rehab	1109340C2	3	3
Plastic Surgery (Integrated)	1109362C0	4	4
Psychiatry	1109400C0	10	10
Interventional Radiology (Integ)	1109416A0	2	2
Radiology-Diagnostic	1109420A0	6	6
Radiation Oncology	1109430A0	2	2
General Surgery	1109440C0	6	6
Surgery-Preliminary	1109440P0	4	4
Surg-Prelim/Int Radiology	1109440P2	2	0
Vascular Surgery	1109451C0	2	0
Medicine-Pediatrics	1109700C0	6	6

UCF COM/GME Consortium-FL

Orlando	Code	Quota	Matched
Anesthesiology/Ocala	1587040A0	9	9
Anesthesiology/Ocala	1587040R0	1	1
Emergency Med/Orlando	1587110C0	7	7
Emergency Med/Gainesville	1587110C1	8	8
Emergency Med/Ocala	1587110C2	7	7
Family Medicine/Gainesville	1587120C0	8	8
Family Medicine/Ocala	1587120C1	6	3
Internal Med/Orlando	1587140C0	25	25
Internal Medicine/Ocala	1587140C1	15	15
Internal Med/Gainesville	1587140C2	20	11
Neurology/Kissimmee	1587180C0	4	2
Ob-Gyn/Kissimmee	1587220C0	3	3
Ob-Gyn/Gainesville	1587220C1	4	4
Orthopaedic Surgery/Ocala	1587260C0	3	3
Phys Med & Rehab/Pensacola	1587340A0	4	0
Psychiatry/Gainesville	1587400C0	8	8
Psychiatry/Kissimmee	1587400C1	6	6
General Surgery/Ocala	1587440C0	4	3
General Surgery/Kissimmee	1587440C1	3	3
Surg-Prelim/Ocala	1587440P0	4	0
Transitional/Orlando	1587999P0	14	4
Transitional/Ocala	1587999P1	13	8
Transitional/Gainesville	1587999P2	13	9

Wellington Reg Med Ctr-FL

Wellington	Code	Quota	Matched
Internal Medicine	2218140C0	6	5

West Kendall Baptist Hospital-FL

Miami	Code	Quota	Matched
Family Medicine	1538120C0	4	4

GEORGIA

AU-UGA Medical Partnership-GA

Athens	Code	Quota	Matched
Internal Medicine	1744140C0	10	10
Medicine-Preliminary	1744140P0	1	1

Atlanta Med Ctr-GA

Atlanta	Code	Quota	Matched
Family Medicine	1112120C0	6	6
Internal Medicine	1112140C0	10	10

NRMP Program Results 2020 Main Residency Match®

Atlanta Med Ctr-GA (Continued)

Orthopaedic Surgery	1112260C0	4	4
General Surgery	1112440C0	3	3
Surgery-Preliminary	1112440P0	2	1

Coliseum Med Ctrs-GA

Macon	Code	Quota	Matched
Emergency Medicine	1972110C0	10	10
Internal Medicine	1972140C0	10	8
Psychiatry	1972400C0	4	4
Transitional	1972999P0	13	13

Emory Univ SOM-GA

Atlanta	Code	Quota	Matched
Anesthesiology	1113040A0	6	6
Anesthesiology	1113040C0	6	6
Dermatology	1113080A0	6	6
Emergency Medicine	1113110C0	19	19
Emergency Med/International	1113110C1	1	1
Family Medicine	1113120C0	10	10
Internal Medicine	1113140C0	44	44
Internal Med/Research	1113140C1	3	1
Medicine-Primary	1113140M0	8	8
Neurological Surgery	1113160C0	2	2
Neurology	1113180A0	8	8
Neurology	1113180C0	1	1
Child Neurology	1113185C0	3	3
Obstetrics-Gynecology	1113220C0	9	9
Orthopaedic Surgery	1113260C0	6	6
Otolaryngology	1113280C0	4	4
Pathology	1113300C0	8	8
Pathology/Research	1113300C1	0	0
Pediatrics	1113320C0	25	25
Phys Medicine & Rehab	1113340A0	6	6
Plastic Surgery (Integrated)	1113362C0	2	2
Psychiatry	1113400C0	10	10
Psychiatry/Research	1113400C1	1	1
Interventional Radiology (Integ)	1113416A0	4	4
Radiology-Diagnostic	1113420A0	11	11
Radiology-Diag/Research	1113420A1	2	2
Rad-Diag/Molecular Imaging	1113420A3	1	1
Radiation Oncology	1113430C0	4	4
General Surgery	1113440C0	10	10
Surgery-Preliminary	1113440P0	3	2
Vascular Surgery	1113451C0	1	1
Thoracic Surgery	1113461C0	1	1
Medicine-Psychiatry	1113715C0	2	2
Pediatrics/Medical Genetics	1113765C0	1	0
Transitional	1113999P0	6	5
Transitional/Anesthesiology	1113999P1	3	3
Transitional/Neurology	1113999P2	7	7
Transitional/Radiology	1113999P3	7	7
Transitional/Ophthalmology	1113999P4	6	6

Floyd Med Ctr-GA

Rome	Code	Quota	Matched
Family Medicine	1992120C0	8	5

Gateway Behavioral Hlth Comm Svc-GA

Savannah	Code	Quota	Matched
Psychiatry	2165400C0	8	8

Hamilton Med Ctr-GA

Dalton	Code	Quota	Matched
Internal Medicine	2222140C0	12	12

Houston Healthcare-GA

Warner Robins	Code	Quota	Matched
Family Medicine	2130120C0	6	6

Med Ctr Central Georgia/Mercer U SOM

Macon	Code	Quota	Matched
Family Medicine	1120120C0	6	6
Internal Medicine	1120140C0	9	9
Medicine-Preliminary	1120140P0	3	3
Obstetrics-Gynecology	1120220C0	4	4
Pediatrics	1120320C0	6	6
General Surgery	1120440C0	5	5

Medical College of Georgia

Augusta	Code	Quota	Matched
Anesthesiology	1985040C0	12	12
Dermatology	1985080A0	3	3
Emergency Medicine	1985110C0	6	6
Family Medicine	1985120C0	12	12
Family Med/Waycross	1985120C1	2	1
Internal Medicine	1985140C0	20	20
Int Med/Research Clinician	1985140C1	1	1
Medicine-Preliminary	1985140P0	6	5
Med-Prelim/Ophthalmology	1985140P1	3	3
Neurological Surgery	1985160C0	1	1
Neurology	1985180C0	6	2
Obstetrics-Gynecology	1985220C0	5	5
Orthopaedic Surgery	1985260C0	4	4
Otolaryngology	1985280C0	3	3
Pathology	1985300C0	4	4
Pediatrics	1985320C0	15	15
Psychiatry	1985400C0	7	7
Interventional Radiology (Integ)	1985416A0	1	1
Radiology-Diagnostic	1985420A0	5	5
General Surgery	1985440C0	5	5
Surg-Prelim/Non-designated	1985440P1	2	0

Memorial Health-Univ Med Ctr-GA

Savannah	Code	Quota	Matched
Family Medicine	1971120C0	5	2
Internal Medicine	1971140C0	12	12
Medicine-Preliminary	1971140P0	4	0
Obstetrics-Gynecology	1971220C0	4	4
Pediatrics	1971320C0	8	3
Radiology-Diagnostic	1971420A0	4	4
General Surgery	1971440C0	5	5

Morehouse Sch of Med-GA

Atlanta	Code	Quota	Matched
Family Medicine	2099120C0	6	6
Internal Medicine	2099140C0	25	25
Medicine-Preliminary	2099140P0	4	4
Obstetrics-Gynecology	2099220C0	4	4

NRMP Program Results 2020 Main Residency Match®

Morehouse Sch of Med-GA (Continued)

Pediatrics	2099320C0	6	6
Psychiatry	2099400C0	4	4
General Surgery	2099440C0	3	3
Surgery-Preliminary	2099440P0	6	2

Northeast Georgia Med Ctr

	Code	Quota	Matched
Gainesville			
Family Medicine	2166120C0	12	12
Internal Medicine	2166140C0	20	20
General Surgery	2166440C0	6	6

Northside Hospital Gwinnett-GA

	Code	Quota	Matched
Lawrenceville			
Family Medicine	1796120C0	5	5
Internal Medicine	1796140C0	13	11
Medicine-Preliminary	1796140P0	5	2
Transitional	1796999P0	10	10

Phoebe Putney Mem Hosp-GA

	Code	Quota	Matched
Albany			
Family Medicine	1020120C0	8	8

Piedmont Athens Regional-GA

	Code	Quota	Matched
Athens			
Internal Medicine	1805140C0	20	20
Transitional	1805999P0	10	7

Piedmont Columbus Regional-GA

	Code	Quota	Matched
Columbus			
Family Medicine	1118120C0	12	12

Redmond Regional Med Ctr-GA

	Code	Quota	Matched
Rome			
Internal Medicine	1867140C0	16	4
Transitional	1867999P0	13	12

South Georgia Med Ed & Res Consortium

	Code	Quota	Matched
Moultrie			
Family Medicine	2147120C0	4	1

WellStar Kennestone Reg Med Ctr-GA

	Code	Quota	Matched
Marietta			
Emergency Medicine	1814110C0	14	14
Family Medicine	1814120C0	8	8
Internal Medicine	1814140C0	17	17
Obstetrics-Gynecology	1814220C0	4	4
Transitional	1814999P0	20	20

HAWAII

Hilo Medical Center-HI

	Code	Quota	Matched
Hilo			
Family Medicine	1691120C0	5	5

Kaiser Permanente Hawaii

	Code	Quota	Matched
Honolulu			
Internal Medicine	1727140C0	5	5

Tripler Army Med Ctr-HI

	Code	Quota	Matched
Tripler Amc			
Internal Medicine	1431140C0	5	4
Radiology-Diagnostic	1431420C0	1	1

University of Hawaii

	Code	Quota	Matched
Honolulu			
Family Medicine	3350120C0	7	7
Internal Medicine	3350140C0	17	17
Medicine-Primary	3350140M0	2	2
Medicine-Preliminary	3350140P0	3	3
Obstetrics-Gynecology	3350220C0	6	6
Ob-Gyn/Preliminary	3350220P0	1	0
Orthopaedic Surgery	3350260C0	1	1
Ortho Surgery/Research	3350260C1	1	1
Pathology	3350300C0	3	1
Pediatrics	3350320C0	8	7
Psychiatry	3350400C0	7	7
General Surgery	3350440C0	4	4
Surgery-Preliminary	3350440P0	2	0

IDAHO

Boise VA Med Ctr-ID

	Code	Quota	Matched
Boise			
Internal Medicine	1172140C0	10	10
Medicine-Preliminary	1172140P1	4	4

Eastern Idaho Reg Med Ctr

	Code	Quota	Matched
Idaho Falls			
Family Medicine	2140120C0	6	5
Internal Medicine	2140140C0	10	3

Family Medicine Res of Idaho

	Code	Quota	Matched
Boise			
Family Medicine	3039120C0	12	12
Family Med/Rural	3039120C1	3	3
Family Med/Magic Valley Rural	3039120C2	2	2
Family Med/Nampa	3039120C3	6	6

Idaho State University

	Code	Quota	Matched
Pocatello			
Family Medicine	1005120C0	7	7
Family Medicine/Rexburg	1005120C1	1	1

Kootenai Health-ID

	Code	Quota	Matched
Coeur D'Alene			
Family Medicine	1593120C0	6	6

ILLINOIS

Advocate Health Care-IL

	Code	Quota	Matched
Downers Grove			
Anesthesiology/AIMMC	2117040C0	6	6
Anesthesiology/AIMMC	2117040R0	2	2
Emergency Medicine/ACMC	2117110C0	14	14
Family Medicine/ACMC	2117120C0	7	7
Family Medicine/AIMMC	2117120C1	8	8
Family Medicine/ALGH	2117120C2	9	9
Family Medicine/ABMC	2117120C3	2	2
Internal Medicine/AIMMC	2117140C0	16	16
Internal Medicine/ALGH	2117140C1	19	19
Med-Prelim/AIMMC	2117140P0	6	6
Med-Prelim/ALGH	2117140P1	8	8
Neurology	2117180C0	1	0
Obstetrics-Gynecology/AIMMC	2117220C0	3	3
Obstetrics-Gynecology/ALGH	2117220C1	4	4

NRMP Program Results 2020 Main Residency Match®

Advocate Health Care-IL (Continued)

Pediatrics/ACMC	2117320C0	13	13
Pediatrics/ALGH	2117320C1	14	14
Psychiatry/ALGH	2117400C0	3	3
Radiology-Diagnostic/AIMMC	2117420A0	3	3

Carle Foundation Hosp-IL

Urbana	Code	Quota	Matched
Family Medicine	1226120C0	6	4
Internal Medicine	1226140C0	12	12
Medicine-Preliminary	1226140P0	2	2
Psychiatry	1226400C0	4	4
General Surgery	1226440C0	4	4
Surgery-Preliminary	1226440P0	4	1
Vascular Surgery	1226451C0	1	1

Cook County Health and Hosps Sys-IL

Chicago	Code	Quota	Matched
Anesthesiology	1127040C0	9	9
Anesthesiology	1127040R0	1	1
Dermatology	1127080A0	4	4
Emergency Medicine	1127110C0	17	17
Family Medicine	1127120C0	12	12
Internal Medicine	1127140C0	40	40
Medicine-Primary	1127140M0	3	3
Pediatrics	1127320C0	4	4
Radiology-Diagnostic	1127420A0	4	4

Franciscan Health Olympia Fields-IL

Olympia Fields	Code	Quota	Matched
Family Medicine	1950120C0	10	7
Internal Medicine	1950140C0	14	14
Orthopaedic Surgery	1950260C0	4	4
Radiology-Diagnostic	1950420C0	3	3
General Surgery	1950440C0	3	3

Hinsdale Hospital-IL

Hinsdale	Code	Quota	Matched
Family Medicine	3006120C0	9	9

La Grange Mem Hosp-IL

La Grange	Code	Quota	Matched
Family Medicine	3037120C0	7	7

Loyola Univ Med Ctr-IL

Maywood	Code	Quota	Matched
Anesthesiology	1170040C0	13	13
Dermatology	1170080A0	4	4
Emergency Medicine	1170110C0	6	6
Internal Medicine	1170140C0	33	33
Medicine-Preliminary	1170140P0	9	9
Neurological Surgery	1170160C0	2	2
Neurology	1170180C0	6	6
Obstetrics-Gynecology	1170220C0	4	4
Orthopaedic Surgery	1170260C0	5	5
Otolaryngology	1170280C0	3	3
Pathology	1170300C0	4	4
Pediatrics	1170320C0	10	10
Plastic Surgery (Integrated)	1170362C0	1	1
Psychiatry	1170400C0	6	6
Radiology-Diagnostic	1170420A0	7	7

Radiation Oncology	1170430A0	3	2
General Surgery	1170440C0	6	6
Surgery-Preliminary	1170440P0	9	3
Medicine-Pediatrics	1170700C0	4	4

MacNeal Hospital-IL

Berwyn	Code	Quota	Matched
Family Medicine	1121120C0	12	11
Internal Medicine	1121140C0	14	14
Transitional	1121999P0	12	12
Transitional/Ophthalmology	1121999P1	4	4

Marianjoy Rehab Hosp-IL

Wheaton	Code	Quota	Matched
Phys Medicine & Rehab	1103340A0	6	6

Mercy Hosp & Med Ctr-IL

Chicago	Code	Quota	Matched
Internal Medicine	1141140C0	20	20
Obstetrics-Gynecology	1141220C0	4	4

Mercyhealth GME Consortium-IL

Rockford	Code	Quota	Matched
Family Medicine	2163120C0	12	12

Mt Sinai Hosp Med Ctr-IL

Chicago	Code	Quota	Matched
Obstetrics-Gynecology	1144220C0	4	4

Northwestern McGaw/Lurie Childrens-IL

Chicago	Code	Quota	Matched
Child Neurology	1842185C0	3	3
Pediatrics	1842320C0	31	31

Northwestern McGaw/NMH/VA-IL

Chicago	Code	Quota	Matched
Anesthesiology/3 Yr	2247040A0	8	8
Anesthesiology/4 Yr	2247040C0	13	13
Dermatology	2247080A0	4	4
Emergency Medicine	2247110C0	15	15
Family Med/Erie-Swedish	2247120C0	8	8
Family Med/Lake Forest	2247120C1	8	8
Family Med/Delnor	2247120C2	8	7
Internal Medicine	2247140C0	34	34
Internal Medicine/PSTP	2247140C1	4	4
Medicine-Preliminary	2247140P0	2	2
Med-Prelim/Neurology	2247140P1	7	7
Neurological Surgery	2247160C0	3	3
Neurology	2247180A0	8	8
Obstetrics-Gynecology	2247220C0	12	12
Orthopaedic Surgery	2247260C0	6	6
Otolaryngology	2247280C0	3	3
Pathology	2247300C0	8	8
Pathology/Investigator Trk	2247300C1	0	0
Plastic Surgery (Integrated)	2247362C0	2	2
Psychiatry	2247400C0	8	8
Psychiatry/Research	2247400C1	1	0
Interventional Radiology (Integ)	2247416A0	2	2
Radiology-Diagnostic	2247420A0	8	8
Radiation Oncology/4 yr	2247430A0	2	1
General Surgery	2247440C0	6	6
Surgery-Preliminary	2247440P0	8	7

NRMP Program Results 2020 Main Residency Match®

Northwestern McGaw/NMH/VA-IL (Continued)

Vascular Surgery	2247451C0	1	1
Thoracic Surgery	2247461C0	1	1
Medicine-Dermatology	2247785C0	1	1

Northwestern McGaw/RIC-IL

Chicago	Code	Quota	Matched
Phys Medicine & Rehab	2155340A0	8	8
Phys Medicine & Rehab	2155340C0	4	4

Presence Resurrection Med Ctr-IL

Chicago	Code	Quota	Matched
Emergency Medicine	1937110C0	13	13
Family Medicine	1937120C0	6	6
Transitional	1937999P0	14	14

Presence Saint Francis Hospital-IL

Evanston	Code	Quota	Matched
Internal Medicine	1168140C0	16	16
Medicine-Preliminary	1168140P0	6	6
Obstetrics-Gynecology	1168220C0	6	4
Radiology-Diagnostic	1168420A0	3	1
Transitional	1168999P0	10	10

Presence St Joseph Hosp-IL

Chicago	Code	Quota	Matched
Family Medicine	1405120C0	6	6
Internal Medicine	1405140C0	20	20
Medicine-Preliminary	1405140P0	5	5
Obstetrics-Gynecology	1405220C0	3	3
General Surgery	1405440C0	2	2
Surgery-Preliminary	1405440P0	2	0
Transitional	1405999P0	6	6

Presence Sts Mary and Elizabeth Med Ctr-IL

Chicago	Code	Quota	Matched
Family Medicine	1389120C0	12	12

Quincy Fam Prac Ctr-IL

Quincy	Code	Quota	Matched
Family Medicine	2026120C0	6	6

RFUMS/Chicago Medical School-IL

North Chicago	Code	Quota	Matched
Internal Medicine	3053140C0	10	10
Internal Medicine/McHenry	3053140C1	13	13
Psychiatry	3053400C0	7	7

Riverside Medical Ctr-IL

Kankakee	Code	Quota	Matched
Internal Medicine	2177140C0	5	5
Psychiatry	2177400C0	3	3

Rush University Med Ctr-IL

Chicago	Code	Quota	Matched
Anesthesiology	1147040A0	4	4
Anesthesiology	1147040C0	16	16
Anesthesiology	1147040R0	2	2
Dermatology	1147080A0	2	2
Emergency Medicine	1147110C0	12	12
Internal Medicine	1147140C0	34	34
Med-Prelim/Ophthalmology	1147140P2	2	2

Neurological Surgery	1147160C0	3	3
Neurology	1147180C0	8	8
Obstetrics-Gynecology	1147220C0	6	6
Orthopaedic Surgery	1147260C0	5	5
Otolaryngology	1147280C0	2	2
Pathology	1147300C0	4	4
Pediatrics	1147320C0	11	11
Phys Medicine & Rehab	1147340C0	4	4
Plastic Surgery (Integrated)	1147362C0	1	1
Psychiatry	1147400C0	8	8
Interventional Radiology (Integ)	1147416C0	4	4
Radiology-Diagnostic	1147420A0	5	5
Radiation Oncology	1147430A1	1	1
Radiation Oncology	1147430C1	1	1
General Surgery	1147440C0	9	9
Surgery-Preliminary	1147440P0	14	4
Medicine-Pediatrics	1147700C0	4	4

Rush-Copley Mem Hosp-IL

Aurora	Code	Quota	Matched
Family Medicine	1323120C0	4	4

SIU Carbondale-IL

Carbondale	Code	Quota	Matched
Family Medicine	2948120C0	6	3

SIU Decatur-IL

Decatur	Code	Quota	Matched
Family Medicine	2016120C0	5	5

SIU SOM & Affil Hosps-IL

Springfield	Code	Quota	Matched
Dermatology	2922080C0	3	3
Emergency Medicine	2922110C0	8	8
Family Medicine	2922120C0	10	10
Internal Medicine	2922140C0	14	14
Medicine-Preliminary	2922140P0	2	2
Neurological Surgery	2922160C0	1	1
Neurology	2922180C0	3	3
Obstetrics-Gynecology	2922220C0	4	4
Orthopaedic Surgery	2922260C0	3	3
Otolaryngology	2922280C0	2	2
Pediatrics	2922320C0	8	8
Plastic Surgery (Integrated)	2922362C0	2	2
Psychiatry	2922400C0	6	6
Radiology-Diagnostic	2922420C0	3	1
General Surgery	2922440C0	4	4
Medicine-Psychiatry	2922715C0	2	2

Schwab Rehab Hosp-IL

Chicago	Code	Quota	Matched
Phys Medicine & Rehab	1339340A0	5	5

Swedish Covenant Hosp-IL

Chicago	Code	Quota	Matched
Emergency Medicine	1159110C0	5	5
Family Medicine	1159120C1	4	4
Internal Medicine	1159140C0	8	8

U Illinois COM-Chicago

Chicago	Code	Quota	Matched
Anesthesiology	1150040C0	12	12

NRMP Program Results 2020 Main Residency Match®

U Illinois COM-Chicago (Continued)

Anesthesiology	1150040R0	1	1
Dermatology	1150080A0	4	4
Emergency Medicine	1150110C0	15	15
Family Medicine/UIH	1150120C1	8	8
Family Med/Gibson City	1150120C2	1	1
Internal Medicine/UIC Christ	1150140C0	21	21
Internal Medicine/UIH	1150140C1	34	34
Med-Prelim/UIH	1150140P0	12	11
Med-Prelim/UIC Christ	1150140P1	3	3
Med-Prelim/Ophthalmology	1150140P2	6	6
Neurological Surgery	1150160C0	1	1
Neurology	1150180C0	6	6
Obstetrics-Gynecology	1150220C0	7	7
Orthopaedic Surgery	1150260C0	7	7
Otolaryngology	1150280C0	3	3
Pediatrics	1150320C0	12	12
Pediatrics/Internationally Funded	1150320C1	1	1
Peds-Prelim/Child Neurology	1150320P0	0	0
Psychiatry	1150400C0	10	10
Psychiatry/Research	1150400C2	0	0
Interventional Radiology (Integ)	1150416A0	2	2
Radiology-Diagnostic	1150420A0	6	6
General Surgery	1150440C0	6	6
Surg-Prelim/Undesignated	1150440P1	4	1
Medicine-Pediatrics	1150700C0	4	4
Medicine-Emergency Med	1150705C0	3	3

U Illinois COM-Peoria OSF

Peoria	Code	Quota	Matched
Emergency Medicine	1175110C0	14	14
Internal Medicine	1175140C0	12	12
Neurological Surgery	1175160C0	2	2
Neurology	1175180C0	4	4
Obstetrics-Gynecology	1175220C0	3	3
Pediatrics	1175320C0	10	10
Radiology-Diagnostic	1175420C0	4	4
General Surgery	1175440C0	3	3
Medicine-Pediatrics	1175700C0	8	8
Transitional	1175999P0	6	6

U Illinois COM-Peoria UPHM

Peoria	Code	Quota	Matched
Family Medicine	2267120C0	10	10
Psychiatry	2267400C0	4	4

U Illinois COM-Rockford

Rockford	Code	Quota	Matched
Family Medicine	2268120C0	7	7
Family Med/Dixon Rural	2268120C1	2	2
Family Medicine/Monroe	2268120C2	3	3

UIC/Metro Group Hospitals-IL

Chicago	Code	Quota	Matched
General Surgery	2920440C0	6	6
Surgery-Preliminary	2920440P0	7	6

UIC/Mt Sinai Hosp Med Ctr-IL

Chicago	Code	Quota	Matched
General Surgery	1287440C0	3	3

Surgery-Preliminary 1287440P0 2 0

Univ of Chicago Med Ctr-IL

Chicago	Code	Quota	Matched
Anesthesiology	1160040A0	6	6
Anesthesiology/UCM-NS Prelim	1160040C0	8	8
Anesthesiology/IM Prelim	1160040C1	4	4
Dermatology	1160080A0	3	3
Emergency Medicine	1160110C0	16	16
Family Medicine/NorthShore	1160120C0	6	6
Internal Medicine	1160140C0	29	29
Int Med/MD Scientist	1160140C1	5	5
Internal Medicine/NorthShore	1160140C2	16	16
Medicine-Preliminary	1160140P0	2	2
Med-Prelim/NorthShore	1160140P2	4	4
Med-Prelim/Neurology-NShore	1160140P3	5	5
Med-Prelim/Dermatology	1160140P4	1	1
Med-Prelim/Neurology	1160140P5	0	0
Neurological Surgery	1160160C0	2	2
Neurology	1160180A0	7	7
Child Neurology	1160185C0	2	2
Obstetrics-Gynecology	1160220C0	7	7
Orthopaedic Surgery	1160260C0	5	5
Otolaryngology	1160280C0	3	3
Pathology	1160300C0	7	6
Pathology/Clinical	1160300C1	1	1
Pathology/NorthShore	1160300C2	3	3
Pediatrics	1160320C0	19	19
Pediatrics/Med Education	1160320C1	0	0
Pediatrics/Health Services	1160320C4	2	2
Plastic Surgery (Integrated)	1160362C0	3	3
Psychiatry	1160400C0	6	6
Interventional Radiology (Integ)	1160416A0	2	2
Radiology-Diagnostic	1160420A0	7	7
Radiology-Diagnostic	1160420R0	1	1
Radiation Oncology	1160430A0	3	3
General Surgery	1160440C0	7	7
Surgery-Preliminary	1160440P2	3	3
Medicine-Pediatrics	1160700C0	4	4
Transitional/NorthShore	1160999P0	10	10

Weiss Memorial Hospital-IL

Chicago	Code	Quota	Matched
Transitional	1846999P0	8	8

West Suburban Med Ctr-IL

Oak Park	Code	Quota	Matched
Family Medicine	1173120C0	10	10
Internal Medicine	1173140C0	8	8
Medicine-Preliminary	1173140P0	6	6

INDIANA

Community Health Network-IN

Indianapolis	Code	Quota	Matched
Family Medicine	3027120C0	10	10
Family Med/South Hospital	3027120C1	4	4
Psychiatry	3027400C0	4	4

NRMP Program Results 2020 Main Residency Match®

Deaconess Hospital-IN

	Code	Quota	Matched
Evansville			
Family Medicine	3029120C0	8	8

Franciscan Health-IN

	Code	Quota	Matched
Indianapolis			
Family Medicine	2963120C0	9	9

Ft Wayne Med Ed Prog-IN

	Code	Quota	Matched
Fort Wayne			
Family Medicine	1178120C0	12	12

Indiana Univ Health Ball Memorial Hosp

	Code	Quota	Matched
Muncie			
Family Medicine	1192120C0	10	10
Internal Medicine	1192140C0	8	8
Transitional	1192999P0	10	10

Indiana University SOM

	Code	Quota	Matched
Indianapolis			
Anesthesiology	1187040A0	22	22
Anesthesiology	1187040C0	4	4
Anesthesiology	1187040R0	2	2
Dermatology	1187080A0	2	2
Dermatology	1187080C0	2	2
Emergency Medicine	1187110C0	21	21
Family Medicine	1187120C0	13	13
Family Medicine/Arnett	1187120C2	5	5
Family Medicine/Jasper	1187120C3	5	5
Internal Medicine	1187140C0	36	36
Internal Medicine/SW Indiana	1187140C1	16	16
Med-Prelim/SW Indiana	1187140P0	8	4
Neurological Surgery	1187160C0	3	3
Neurology	1187180C0	8	8
Child Neurology	1187185C0	2	2
Neurodevelopmental Disabilities	1187186C0	1	1
Neurodevelopmental Disabilities	1187186R0	1	0
Obstetrics-Gynecology	1187220C0	10	10
Orthopaedic Surgery	1187260C0	5	5
Ortho Surgery/Research	1187260C1	1	1
Otolaryngology-Clinical	1187280C0	3	3
Pathology	1187300C0	6	6
Pediatrics	1187320C0	25	25
Phys Medicine & Rehab	1187340A0	4	4
Phys Medicine & Rehab	1187340R0	1	1
Plastic Surgery (Integrated)	1187362C0	2	2
Psychiatry	1187400C0	8	8
Psychiatry/Vincennes	1187400C1	4	4
Interventional Radiology (Integ)	1187416A0	1	1
Radiology-Diagnostic	1187420A0	10	10
Radiology-Diagnostic	1187420C0	2	2
Radiation Oncology	1187430A0	1	0
General Surgery	1187440C0	10	10
Surgery-Preliminary	1187440P0	8	4
Vascular Surgery	1187451C0	1	1
Thoracic Surgery	1187461C0	1	1
Medicine-Pediatrics	1187700C0	14	14
Pediatrics-Emergency Med	1187725C0	2	2
Peds/Psych/Child Psych	1187730C0	3	3
Transitional	1187999P0	15	15

Memorial Hospital-IN

	Code	Quota	Matched
South Bend			
Family Medicine	1193120C0	9	9

St Josephs Reg Med Ctr-IN

	Code	Quota	Matched
Mishawaka			
Family Medicine	1194120C0	9	9

St Vincent Hosp Ctr-IN

	Code	Quota	Matched
Indianapolis			
Family Medicine	1189120C0	8	8
Internal Medicine	1189140C0	15	15
Medicine-Preliminary	1189140P0	6	6
Obstetrics-Gynecology	1189220C0	5	5
Pediatrics	1189320C0	6	6
General Surgery	1189440C0	3	3
Transitional	1189999P0	18	18

Union Hospital-IN

	Code	Quota	Matched
Terre Haute			
Family Medicine	3007120C0	7	7

IOWA

Broadlawns Med Ctr-IA

	Code	Quota	Matched
Des Moines			
Family Medicine	1199120C0	8	8
Transitional	1199999P0	4	4

Central Iowa Health System

	Code	Quota	Matched
Des Moines			
Family Med/IA Lutheran	1201120C0	6	6
Int Med/IA Methodist	1201140C0	10	10
Med-Prelim/IA Methodist	1201140P0	2	2
Peds/Blank Childrens	1201320C0	7	7
Gen Surg/IA Methodist	1201440C0	4	4
Surg-Prelim/IA Methodist	1201440P0	2	1
Trans/IA Methodist	1201999P0	4	4

Genesis Quad Cities-IA

	Code	Quota	Matched
Davenport			
Family Medicine	2969120C0	6	6

Mercy Med Ctr-Des Moines-IA

	Code	Quota	Matched
Des Moines			
Family Medicine	1346120C0	8	8
Internal Medicine	1346140C0	10	10
Psychiatry	1346400C0	4	4
General Surgery	1346440C1	4	4

MercyOne North Iowa Med Ctr

	Code	Quota	Matched
Mason City			
Family Medicine	2015120C0	6	5
Internal Medicine	2015140C0	6	6

Northeast Iowa Med Ed Fdn

	Code	Quota	Matched
Waterloo			
Family Medicine	3079120C0	6	6

Siouxland Med Ed Fdn-IA

	Code	Quota	Matched
Sioux City			
Family Medicine	3022120C0	6	6

NRMP Program Results 2020 Main Residency Match®

U Iowa Hosps and Clinics

Iowa City	Code	Quota	Matched
Anesthesiology	1203040C0	15	15
Dermatology	1203080A0	5	5
Emergency Medicine	1203110C0	9	9
Family Medicine	1203120C0	6	6
Internal Medicine	1203140C0	23	23
Medicine-Preliminary	1203140P0	3	3
Med-Prelim/Ophthalmology	1203140P2	5	5
Neurological Surgery	1203160C0	2	2
Neurology	1203180C0	8	8
Child Neurology	1203185C0	1	1
Obstetrics-Gynecology	1203220C0	5	5
Orthopaedic Surgery	1203260C0	6	6
Otolaryngology	1203280C0	3	3
Otolaryngology/Research	1203280C1	2	2
Pathology	1203300C0	4	4
Pediatrics	1203320C0	15	15
Psychiatry	1203400C0	9	9
Interventional Radiology (Integ)	1203416C0	1	1
Radiology-Diagnostic	1203420A0	3	3
Radiology-Diagnostic	1203420C0	4	4
General Surgery	1203440C0	6	6
Surgery-Preliminary	1203440P3	2	0
Vascular Surgery	1203451C0	1	1
Thoracic Surgery	1203461C0	1	1
Medicine-Psychiatry	1203715C0	3	3
Psychiatry-Family Med	1203720C0	2	2

UnityPoint Broadlawn-IA

Des Moines	Code	Quota	Matched
Psychiatry	2184400C0	3	3

KANSAS

U Kansas SOM-Kansas City

Kansas City	Code	Quota	Matched
Anesthesiology	1208040C0	9	9
Anesthesiology	1208040R0	1	1
Dermatology	1208080A0	4	4
Emergency Medicine	1208110C0	10	10
Family Medicine	1208120C0	9	9
Internal Medicine	1208140C0	23	23
Medicine-Preliminary	1208140P0	6	6
Med-Prelim/PM&R	1208140P1	1	1
Med-Prelim/Radiology	1208140P3	4	4
Med-Prelim/Dermatology	1208140P5	0	0
Med-Prelim/Radiation Onc	1208140P6	0	0
Med-Prelim/Ophthalmology	1208140P7	2	2
Med-Prelim/Int Radiology	1208140P8	0	0
Neurological Surgery	1208160C0	2	2
Neurology	1208180C0	5	5
Obstetrics-Gynecology	1208220C0	4	4
Orthopaedic Surgery	1208260C0	4	4
Otolaryngology	1208280C0	4	4
Pathology	1208300C0	4	4
Phys Medicine & Rehab	1208340A0	3	3
Plastic Surgery (Integrated)	1208362C0	2	2
Psychiatry	1208400C0	8	8
Interventional Radiology (Integ)	1208416A0	1	1

Radiology-Diagnostic	1208420A0	6	6
Radiology-Diagnostic	1208420A1	1	1
Radiation Oncology	1208430A0	2	1
General Surgery	1208440C0	5	5
Medicine-Psychiatry	1208715C0	2	2

U Kansas SOM-Wichita

Wichita	Code	Quota	Matched
Anesthesiology	3054040C0	5	5
Family Med/Via Christi	3054120C0	18	18
Family Med/Smoky Hill	3054120C1	5	5
Family Med/Wesley	3054120C2	9	9
Internal Medicine	3054140C0	11	11
Medicine-Preliminary	3054140P0	6	6
Obstetrics-Gynecology	3054220C0	5	5
Orthopaedic Surgery	3054260C0	4	4
Pediatrics	3054320C0	5	5
Psychiatry	3054400C0	6	6
Radiology-Diagnostic	3054420A0	4	4
General Surgery	3054440C0	6	6
Surgery-Preliminary	3054440P0	2	1
Medicine-Pediatrics	3054700C0	3	3

KENTUCKY

Appalachian OPTIC-KY

Pikeville	Code	Quota	Matched
Family Medicine/Pikeville	2134120C0	4	3
Family Med/Lake Cumberland	2134120C1	6	2
Internal Medicine	2134140C0	7	3
Osteo Neuromusculo Med/1Yr	2134275R0	4	0
Osteo Neuromusculo Med/2Yr	2134275R1	1	1

Appalachian Regional Healthcare-KY

Lexington	Code	Quota	Matched
Internal Medicine	2227140C0	6	4

Baptist Health Madisonville-KY

Madisonville	Code	Quota	Matched
Family Medicine	2912120C0	6	6

St Elizabeth Med Ctr-KY

Edgewood	Code	Quota	Matched
Family Medicine	1213120C0	10	10

U Kentucky Med Ctr

Lexington	Code	Quota	Matched
Anesthesiology	1848040C0	14	14
Emergency Medicine	1848110C0	12	12
Family Medicine	1848120C0	6	6
Family Med/East Kentucky	1848120C1	4	1
Family Med/Rural-Morehead	1848120C3	4	4
Internal Medicine	1848140C0	19	19
Int Med/Bowling Green	1848140C1	7	7
Medicine-Primary	1848140M0	6	6
Medicine-Preliminary	1848140P0	8	4
Neurological Surgery	1848160C0	2	2
Neurology	1848180C0	7	7
Child Neurology	1848185C0	2	2
Child Neurology	1848185R0	1	0
Obstetrics-Gynecology	1848220C0	5	5
Ob-Gyn/Bowling Green	1848220C1	3	3

NRMP Program Results 2020 Main Residency Match®

U Kentucky Med Ctr (Continued)

Orthopaedic Surgery	1848260C0	5	5
Otolaryngology	1848280C0	4	4
Pathology	1848300C0	4	4
Pediatrics	1848320C0	9	9
Phys Medicine & Rehab	1848340C0	5	5
Plastic Surgery (Integrated)	1848362C0	2	2
Psychiatry	1848400C0	4	4
Psychiatry/Bowling Green	1848400C1	4	4
Psychiatry/Adult Child Integ	1848400C2	2	2
Radiology-Diagnostic	1848420A0	8	8
Radiation Oncology	1848430A0	1	1
General Surgery	1848440C0	7	7
Gen Surg/Bowling Green	1848440C1	2	2
Surgery-Preliminary	1848440P0	17	0
Thoracic Surgery	1848461C0	1	1
Medicine-Pediatrics	1848700C0	6	6
Peds/Psych/Child Psych	1848730C0	2	2
Transitional/Bowling Green	1848999P0	10	4

LSU SOM-Baton Rouge-LA

	Code	Quota	Matched
Baton Rouge			
Emergency Medicine	1221110C0	12	12
Internal Medicine	1221140C0	12	12
Medicine-Preliminary	1221140P0	3	3
Obstetrics-Gynecology	1221220C0	4	4

LSU SOM-New Orleans-LA

	Code	Quota	Matched
New Orleans			
Anesthesiology	1224040C0	6	6
Dermatology	1224080A0	5	5
Dermatology	1224080R0	1	1
Emergency Medicine	1224110C0	12	12
Family Medicine	1224120C0	6	6
Family Med/Rural-Bogalusa	1224120C1	6	6
Internal Medicine	1224140C0	18	18
Medicine-Preliminary	1224140P0	9	9
Med-Prelim/Ophthalmology	1224140P1	6	6
Neurological Surgery	1224160C0	2	2
Neurology	1224180C0	4	3
Neurology	1224180R0	1	1
Child Neurology	1224185C0	1	1
Child Neurology	1224185R0	1	0
Obstetrics-Gynecology	1224220C0	6	6
Orthopaedic Surgery	1224260C0	4	4
Otolaryngology	1224280C0	4	4
Pathology	1224300C0	3	3
Pediatrics	1224320C0	14	14
Phys Medicine & Rehab	1224340C0	6	6
Plastic Surgery (Integrated)	1224362C0	2	2
Psychiatry	1224400C0	12	12
Psychiatry-LSU-OLOL	1224400C1	8	8
Interventional Radiology (Integ)	1224416A0	2	2
Radiology-Diagnostic	1224420A0	5	5
General Surgery	1224440C0	11	11
Surgery-Preliminary	1224440P3	8	7
Vascular Surgery	1224451C0	2	2
Medicine-Pediatrics	1224700C0	6	6
Medicine-Emergency Med	1224705C0	2	2
Pediatrics-Emergency Med	1224725C0	1	1

U Louisville SOM-KY

Louisville	Code	Quota	Matched
Anesthesiology	1217040C0	10	10
Anesthesiology	1217040R1	1	1
Dermatology	1217080A0	2	2
Emergency Medicine	1217110C0	12	12
Family Medicine	1217120C0	8	8
Family Med/Glasgow	1217120C1	4	4
Family Med/Owensboro	1217120C2	6	6
Internal Medicine	1217140C0	24	24
Medicine-Preliminary	1217140P0	12	11
Med-Prelim/Ophthalmology	1217140P1	4	4
Neurological Surgery	1217160C0	2	2
Neurology	1217180C0	4	4
Child Neurology	1217185C0	3	3
Obstetrics-Gynecology	1217220C0	6	6
Orthopaedic Surgery	1217260C0	5	5
Otolaryngology	1217280C0	3	3
Pathology	1217300C0	3	3
Pediatrics	1217320C0	24	24
Phys Medicine & Rehab	1217340A0	3	3
Psychiatry	1217400C0	9	9
Radiology-Diagnostic	1217420A0	5	5
Radiology-Diagnostic	1217420R0	1	1
Radiation Oncology	1217430A0	2	2
Radiation Oncology	1217430R0	1	1
General Surgery	1217440C0	10	10
Surg-Prelim/Non-Desig	1217440P1	2	0
Medicine-Pediatrics	1217700C0	5	5

LSUHSC Lake Charles-LA

Lake Charles	Code	Quota	Matched
Family Medicine	1278120C0	7	7

LSUHSC-Shreveport-LA

Shreveport	Code	Quota	Matched
Anesthesiology	1232040C0	8	8
Emergency Medicine	1232110C0	9	9
Family Medicine	1232120C0	6	6
Family Med/N Caddo	1232120C1	3	3
Family Med/Monroe	1232120C3	8	8
Internal Medicine	1232140C0	26	26
Medicine-Preliminary	1232140P0	6	4
Neurological Surgery	1232160C0	2	2
Neurology	1232180C0	4	4
Neurology	1232180R0	1	1
Obstetrics-Gynecology	1232220C0	6	6
Orthopaedic Surgery	1232260C0	3	3

LOUISIANA

Baton Rouge Gen Med Ctr-LA

Baton Rouge	Code	Quota	Matched
Family Medicine	1139120C0	8	8
Internal Medicine	1139140C0	12	12

East Jefferson Gen Hosp-LA

Metairie	Code	Quota	Matched
Family Medicine	1404120C0	6	5

NRMP Program Results 2020 Main Residency Match®

LSUHSC-Shreveport-LA (Continued)

Otolaryngology	1232280C0	3	3
Pediatrics	1232320C0	6	6
Psychiatry	1232400C0	10	10
Interventional Radiology (Integ)	1232416C0	1	1
Radiology-Diagnostic	1232420C0	4	4
General Surgery	1232440C0	5	5
Surgery-Preliminary	1232440P1	2	2
Medicine-Pediatrics	1232700C0	4	1
Emergency Med-Family Med	1232795C0	2	2

Leonard J Chabert Med Ctr-LA

Houma	Code	Quota	Matched
Internal Medicine	1415140C0	8	8

Ochsner Clinic Foundation-LA

New Orleans	Code	Quota	Matched
Anesthesiology	1966040C0	11	11
Anesthesiology	1966040R0	1	1
Emergency Medicine	1966110C0	6	6
Internal Medicine	1966140C0	16	16
Internal Medicine/KSA	1966140C1	2	0
Medicine-Primary	1966140M0	2	2
Medicine-Preliminary	1966140P0	2	2
Neurology	1966180C0	3	3
Neurology	1966180R0	1	1
Obstetrics-Gynecology	1966220C0	5	5
Orthopaedic Surgery	1966260C0	3	3
Radiology-Diagnostic	1966420C0	5	5
Radiology-Diagnostic/KSA	1966420C1	1	1
General Surgery	1966440C0	6	6
Surgery-Preliminary	1966440P0	1	0

Our Lady of the Lake Reg Med Ctr-LA

Baton Rouge	Code	Quota	Matched
Pediatrics	1421320C0	11	11
Pediatrics-Primary	1421320M0	1	1

Rapides Reg Med Ctr-LA

Shreveport	Code	Quota	Matched
Family Medicine	1273120C0	6	6

Tulane Univ SOM-LA

New Orleans	Code	Quota	Matched
Anesthesiology	3073040C0	6	6
Dermatology	3073080A0	4	4
Internal Medicine	3073140C0	28	28
Int Med-Primary Care	3073140C1	2	2
Medicine-Preliminary	3073140P0	10	10
Neurological Surgery	3073160C0	1	1
Neurology	3073180C0	5	5
Obstetrics-Gynecology	3073220C0	6	6
Orthopaedic Surgery	3073260C0	3	3
Otolaryngology	3073280C0	3	3
Pathology	3073300C0	3	3
Pediatrics	3073320C0	8	8
Psychiatry	3073400C0	7	7
Radiology-Diagnostic	3073420C0	5	5
General Surgery	3073440C0	5	5
Surg-Prelim/Non-Desig	3073440P1	4	1

Medicine-Pediatrics	3073700C0	6	6
Medicine-Psychiatry	3073715C0	2	2
Peds/Psych/Child Psych	3073730C0	2	2

University Hosps & Clinics-LA

Lafayette	Code	Quota	Matched
Family Medicine	1225120C0	9	9
Internal Medicine	1225140C0	9	9
Medicine-Preliminary	1225140P0	1	1

MAINE

Central Maine Med Ctr

Lewiston	Code	Quota	Matched
Family Medicine	2327120C0	5	5
Family Med/Rural	2327120C1	2	2

Eastern Maine Med Ctr

Bangor	Code	Quota	Matched
Family Medicine	2520120C0	10	10

Maine Med Ctr

Portland	Code	Quota	Matched
Anesthesiology	1236040C0	5	5
Emergency Medicine	1236110C0	10	10
Family Medicine	1236120C0	7	7
Internal Medicine	1236140C0	12	12
Medicine-Primary/Rural	1236140M0	1	1
Neurology	1236180C0	3	3
Obstetrics-Gynecology	1236220C0	4	4
Pediatrics	1236320C0	6	6
Psychiatry	1236400C0	4	4
Psychiatry/Comb General-Child	1236400C1	1	1
Interventional Radiology (Integ)	1236416C0	1	1
Radiology-Diagnostic	1236420C0	3	3
General Surgery	1236440C0	4	4
Surgery-Preliminary	1236440P0	1	1
Vascular Surgery	1236451C0	1	1
Medicine-Pediatrics	1236700C0	4	4

Maine-Dartmouth Family Med

Augusta	Code	Quota	Matched
Family Medicine	2956120C0	5	5
Family Medicine/Osteopathic	2956120C1	5	5

MARYLAND

Anne Arundel Med Ctr-MD

Annapolis	Code	Quota	Matched
Internal Medicine	1942140C0	15	15
Obstetrics-Gynecology	1942220C0	4	4
General Surgery	1942440C0	3	3

Greater Baltimore Med Ctr-MD

Baltimore	Code	Quota	Matched
Medicine-Primary	1241140M0	13	13
Medicine-Preliminary	1241140P0	6	6

Johns Hopkins Hosp-MD

Baltimore	Code	Quota	Matched
Anesthesiology	1242040A0	22	22
Anesthesiology/Critical Care	1242040A1	2	2
Anesthesiology/Research	1242040A2	1	1

NRMP Program Results 2020 Main Residency Match®

Johns Hopkins Hosp-MD (Continued)

Anesthesiology	1242040R0	1	1
Dermatology	1242080A0	6	6
Dermatology/Research	1242080A1	1	1
Emergency Medicine	1242110C0	12	12
Internal Medicine	1242140C0	44	44
Internal Med/Urban Health	1242140C1	4	4
Medicine-Preliminary	1242140P0	0	0
Neurological Surgery	1242160C0	3	3
Neurology	1242180A0	8	8
Child Neurology	1242185C0	3	3
Child Neurology	1242185R0	1	0
Neurodevelopmental Disabilities	1242186A0	2	0
Neurodevelopmental Disabilities	1242186R0	1	0
Obstetrics-Gynecology	1242220C0	9	9
Orthopaedic Surgery	1242260C0	6	6
Otolaryngology	1242280C0	3	3
Otolaryngology/T32 Research	1242280C1	2	2
Pathology AP/CP or AP Only	1242300C0	9	9
Pathology CP Only	1242300C1	0	0
Pathology AP/NP	1242300C2	1	1
Pediatrics	1242320C0	18	18
Pediatrics/Research	1242320C1	1	0
Peds/Health Equity-Urban Health	1242320C2	2	2
Pediatrics/Global Health	1242320C3	2	2
Peds-Prelim/NDD	1242320P2	1	0
Phys Medicine & Rehab	1242340A0	6	6
Plastic Surgery (Integrated)	1242362C0	3	3
Psychiatry	1242400C0	10	10
Psychiatry/Peds	1242400C1	1	0
Interventional Radiology (Integ)	1242416A0	3	3
Radiology-Diagnostic	1242420A0	8	8
Radiation Oncology	1242430A0	4	4
General Surgery	1242440C0	6	6
Surgery-Preliminary	1242440P0	13	13
Medicine-Pediatrics	1242700C0	4	4
Pediatrics-Anesthesiology	1242726C0	2	2
Pediatrics-Medical Genetics	1242765C0	1	0
Medicine-Medical Genetics	1242766C0	1	1
Radiology-Nuclear Medicine	1242770A0	1	1
Emergency Med-Anesthesiology	1242796C0	0	0

Johns Hopkins/Bayview-MD

Baltimore	Code	Quota	Matched
Internal Medicine	1237140C0	9	9
Medicine-Primary	1237140M0	6	6
Medicine-Preliminary	1237140P0	1	1
Med-Prelim/Neurology	1237140P1	5	5

Kaiser Permanente Mid-Atlantic-MD

Rockville	Code	Quota	Matched
Internal Medicine	2219140C0	6	6

MedStar Franklin Square Med Ctr-MD

Baltimore	Code	Quota	Matched
Family Medicine	1240120C0	7	7
Family Med-Preventive Med	1240752C0	1	0
Family Med-Prev Med/Funded	1240752C1	1	1

MedStar Union Memorial Hosp-MD

Baltimore	Code	Quota	Matched
Internal Medicine	1251140C0	46	46
Medicine-Preliminary	1251140P0	11	11
Med-Prelim/Neurology-JHU	1251140P3	1	1
Med-Prelim/Radiology-GT	1251140P4	0	0
Med-Prelim/Anesthesiology-JHU	1251140P5	4	4
Orthopaedic Surgery	1251260C0	2	2
General Surgery	1251440C0	3	3
Surgery-Preliminary	1251440P0	6	2

Natl Insts of Health-MD

Bethesda	Code	Quota	Matched
Neurological Surgery	2006160C0	1	1
Pathology	2006300C0	3	3

Sinai Hospital of Baltimore-MD

Baltimore	Code	Quota	Matched
Internal Medicine	1249140C0	16	16
Medicine-Preliminary	1249140P0	5	5
Med-Prelim/Anesthesiology	1249140P1	2	2
Med-Prelim/KEI	1249140P2	2	2
Obstetrics-Gynecology	1249220C0	4	4
Pediatrics	1249320C0	8	6
Peds-Prelim/Child Neurology/NDD	1249320P0	0	0
Phys Medicine & Rehab	1249340A0	4	4
General Surgery	1249440C0	3	3

St Agnes Hospital-MD

Baltimore	Code	Quota	Matched
Internal Medicine	1247140C0	12	9
Medicine-Primary	1247140M0	2	2
Medicine-Preliminary	1247140P0	4	4
General Surgery	1247440C0	3	3
Surgery-Preliminary	1247440P0	4	3

U Maryland Med Ctr

Baltimore	Code	Quota	Matched
Anesthesiology	1252040A0	8	8
Anesthesiology	1252040C0	8	8
Anesthesiology	1252040R0	3	3
Dermatology	1252080A0	2	2
Emergency Medicine	1252110C0	11	11
Emergency Medicine/SACM	1252110C1	1	0
Family Medicine	1252120C0	10	8
Internal Medicine	1252140C0	30	30
Internal Med/Research Pathway	1252140C1	0	0
Internal Med/Intl Scholars	1252140C2	2	2
Medicine-Preliminary	1252140P0	13	13
Med-Prelim/Neurology	1252140P1	3	3
Med-Prelim/Intl Scholars	1252140P2	2	2
Neurological Surgery	1252160C0	2	2
Neurology	1252180A0	7	3
Obstetrics-Gynecology	1252220C0	8	8
Orthopaedic Surgery	1252260C0	6	6
Otolaryngology	1252280C0	3	3
Pathology	1252300C0	3	3
Pediatrics	1252320C0	15	13
Peds-Prelim/Child Neurology/NDD	1252320P0	0	0
Psychiatry/Sheppard Pratt	1252400C0	16	16

NRMP Program Results 2020 Main Residency Match®

U Maryland Med Ctr (Continued)

Psychiatry/Physician Scientist	1252400C1	1	1
Interventional Radiology (Integ)	1252416A0	0	0
Radiology-Diagnostic	1252420A0	9	9
Rad-Diag/SACM-Advanced	1252420A1	1	0
Radiation Oncology	1252430A0	3	3
General Surgery	1252440C0	6	6
Surgery-Preliminary	1252440P0	6	6
Surg-Prelim/SACM	1252440P3	1	1
Thoracic Surgery	1252461C0	1	1
Medicine-Pediatrics	1252700C0	4	4
Medicine-Emergency Med	1252705C0	2	2
Pediatrics-Emergency Med	1252725C0	2	2

U Maryland Med Ctr Midtown Campus

Baltimore	Code	Quota	Matched
Internal Medicine	1244140C0	9	9
Transitional	1244999P0	9	9

U Maryland Prince Georges Hosp Ctr-MD

Cheverly	Code	Quota	Matched
Family Medicine	1905120C0	4	4
Internal Medicine	1905140C0	12	12
Medicine-Preliminary	1905140P0	6	6

U Maryland-Mercy Med Ctr

Baltimore	Code	Quota	Matched
Medicine-Preliminary	1245140P0	12	12
Med-Prelim/Anesthesiology-JHU	1245140P1	6	6

MASSACHUSETTS

B I Deaconess Med Ctr-MA

Boston	Code	Quota	Matched
Anesthesiology	1256040A0	6	6
Anesthesiology	1256040C0	10	10
Anesthesiology/Clin Scientist	1256040C1	2	2
Emergency Medicine	1256110C0	13	13
Internal Medicine	1256140C0	48	48
Medicine-Primary	1256140M0	2	2
Medicine-Preliminary	1256140P0	9	9
Med-Prelim/Neurology	1256140P1	5	5
Neurological Surgery	1256160C0	1	1
Neurology	1256180A0	8	8
Obstetrics-Gynecology	1256220C0	6	6
Pathology	1256300C0	10	10
Plastic Surgery (Integrated)	1256362C0	1	1
Psychiatry	1256400C0	10	10
Interventional Radiology (Integ)	1256416A0	2	2
Radiology-Diagnostic	1256420A0	8	8
General Surgery	1256440C0	9	9
Surgery-Preliminary	1256440P0	5	5
Vascular Surgery	1256451C0	1	1
Transitional/Brockton-BIDMC	1256999P0	9	9

Baystate Med Ctr-MA

Springfield	Code	Quota	Matched
Anesthesiology-3 yr	1286040A0	8	8
Anesthesiology-4 yr	1286040C0	2	2
Anesthesiology	1286040R0	1	1
Emergency Medicine	1286110C0	16	16

Internal Medicine	1286140C0	17	17
Medicine-Primary	1286140M0	1	1
Obstetrics-Gynecology	1286220C0	6	6
Pathology	1286300C0	3	3
Pediatrics	1286320C0	9	9
Peds-Prelim/Boston Childrens NDD	1286320P1	1	1
Psychiatry	1286400C0	4	4
Radiology-Diagnostic	1286420A0	4	4
General Surgery	1286440C0	7	7
Surgery-Preliminary	1286440P0	3	0
Medicine-Pediatrics	1286700C0	8	8

Berkshire Med Ctr-MA

Pittsfield	Code	Quota	Matched
Internal Medicine	1281140C0	13	13
Medicine-Preliminary	1281140P0	7	7
Psychiatry	1281400C0	4	4
General Surgery	1281440C1	2	2

Boston Univ Med Ctr-MA

Boston	Code	Quota	Matched
Anesthesiology	1257040A0	5	5
Anesthesiology	1257040C0	6	6
Anesthesiology	1257040R0	1	0
Dermatology	1257080A0	5	5
Dermatology	1257080R0	1	1
Emergency Medicine	1257110C0	12	12
Family Medicine	1257120C0	12	12
Internal Medicine	1257140C0	41	41
Int Med/ABIM Research Pathway	1257140C1	0	0
Medicine-Primary	1257140M0	5	5
Medicine-Preliminary	1257140P0	2	2
Med-Prelim/Neurology	1257140P1	7	7
Neurology	1257180A0	7	7
Child Neurology	1257185C0	1	1
Child Neurology	1257185R0	1	0
Obstetrics-Gynecology	1257220C0	5	5
Orthopaedic Surgery	1257260C0	4	4
Ortho Surgery/Research	1257260C1	1	0
Otolaryngology	1257280C0	4	4
Pathology	1257300C0	4	4
Psychiatry	1257400C0	8	8
Radiology-Diagnostic	1257420A0	10	10
General Surgery	1257440C0	5	5
Surgery-Preliminary	1257440P0	5	3
Psychiatry-Family Med	1257720C0	2	2

Brigham & Womens Hosp-MA

Boston	Code	Quota	Matched
Anesthesiology	1265040A0	6	6
Anesthesiology	1265040C0	18	18
Anesthesiology/Research	1265040C1	0	0
Anesthesiology	1265040R0	1	1
Internal Medicine	1265140C0	40	40
Medicine-Primary/DGM	1265140M0	8	8
Medicine-Primary/HVMA	1265140M1	4	4
Medicine-Preliminary	1265140P0	11	11
Med-Prelim/Neurology	1265140P1	8	8
Neurological Surgery	1265160C0	3	3
Neurology/BWH-MGH	1265180A0	19	19

NRMP Program Results 2020 Main Residency Match®

Brigham & Womens Hosp-MA (Continued)

Neurology/BWH-MGH	1265180R0	1	1
Obstetrics-Gynecology/BWH-MGH	1265220C0	11	11
Path(AP only & comb AP/CP)	1265300C0	10	10
Clinical Pathology only	1265300C1	3	3
Plastic Surgery (Integrated)	1265362C0	3	3
Psychiatry	1265400C0	6	6
Psychiatry/Research	1265400C1	2	2
Psychiatry/Child	1265400C2	2	2
Interventional Radiology (Integ)	1265416C0	2	2
Radiology-Diagnostic	1265420A0	8	8
General Surgery	1265440C0	9	9
Surgery-Preliminary	1265440P0	5	5
Thoracic Surgery/Non-cardiac	1265461C0	1	1
Thoracic Surgery/Cardiac	1265461C1	1	1
Med-Peds/Harvard BWH/CHB	1265700C0	4	4

Cambridge Health Alliance-MA

Cambridge	Code	Quota	Matched
Family Medicine/Tufts	1268120C0	8	8
Medicine-Primary	1268140M0	8	8
Psychiatry	1268400C0	8	8
Transitional	1268999P0	7	7

Childrens Hospital-Boston-MA

Boston	Code	Quota	Matched
Child Neurology	1259185C0	5	5
Child Neurology	1259185R0	1	1
Neurodevelopmental Disabilities	1259186A0	1	1
Neurodevelopmental Disabilities	1259186R0	1	1
Peds/Childrens Hosp	1259320C0	29	29
Peds/Urban Health Advocacy-BMC	1259320C1	10	10
Pediatrics-Anesthesiology	1259726C0	1	1
Pediatrics-Medical Genetics	1259765C0	1	1

Grtr Lawrence Fam Hlth Ctr-MA

Lawrence	Code	Quota	Matched
Family Medicine	1283120C0	10	10

Harvard Med School/Mass Eye and Ear

Boston	Code	Quota	Matched
Otolaryngology	1180280C0	4	4
Otolaryngology/Research	1180280C1	1	1

Harvard South Shore-MA

Brockton	Code	Quota	Matched
Psychiatry	3120400C0	8	8

Harvard Spaulding Rehab Hosp-MA

Charlestown	Code	Quota	Matched
Phys Medicine & Rehab	1260340A0	9	9

Lahey Clinic-MA

Burlington	Code	Quota	Matched
Anesthesiology	3130040C0	6	6
Internal Medicine	3130140C0	12	12
Med-Prelim/Neurology-Tufts	3130140P1	6	6
Plastic Surgery (Integrated)	3130362C0	1	1
Radiology-Diagnostic	3130420A0	4	4
Radiology-Diag/Sponsored	3130420A1	1	1
General Surgery	3130440C0	5	5

Lemuel Shattuck Hosp-MA

Jamaica Plain	Code	Quota	Matched
Transitional	3112999P0	6	6

Massachusetts Gen Hosp

Boston	Code	Quota	Matched
Anesthesiology/PG 2-4	1261040A0	17	17
Anesthesiology/PG 1-4	1261040C0	4	4
Anesthesiology/Research	1261040C1	2	2
Anesthesiology/F	1261040C2	1	1
Anesthesiology/IS	1261040R0	3	3
Dermatology/Harvard Combined	1261080A0	8	8
Emergency Med/BWH-Harvard	1261110C0	15	15
Internal Medicine	1261140C0	51	51
Int Med/Global Medicine	1261140C1	2	2
Medicine-Primary	1261140M0	7	7
Medicine-Preliminary	1261140P0	9	9
Med-Prelim/Neurology	1261140P1	7	7
Neurological Surgery	1261160C0	3	3
Child Neurology	1261185C0	1	1
Ortho Surgery/Harvard Combined	1261260C0	12	12
Pathology-Clinical	1261300C0	2	2
Pathology-Anat/Clin or Anat	1261300C1	7	7
Pediatrics	1261320C0	14	14
Pediatrics-Preliminary	1261320P0	3	3
Peds/Adult/Child Psychiatry	1261400C0	2	2
Psychiatry	1261400C1	14	14
Interventional Radiology (Integ)	1261416C0	3	3
Radiology-Diagnostic	1261420A0	8	8
Radiation Oncology/BWH-Harvard	1261430A0	6	6
General Surgery	1261440C0	9	9
Surgery-Preliminary	1261440P0	4	1
Vascular Surgery	1261451C0	2	2
Med-Peds/Harvard MGH	1261700C2	4	4
Medicine-Dermatology/BWH	1261785C0	1	1

MetroWest Med Ctr-Framingham-MA

Framingham	Code	Quota	Matched
Internal Medicine	1812140C0	8	8
Transitional	1812999P0	11	11

Mt Auburn Hospital-MA

Cambridge	Code	Quota	Matched
Internal Medicine	1269140C0	14	14
Medicine-Primary	1269140M0	0	0
Medicine-Preliminary	1269140P0	8	8
Med-Prelim/Neurology	1269140P1	0	0
Radiology-Diagnostic	1269420A0	3	3

Newton-Wellesley Hosp-MA

Newton	Code	Quota	Matched
Transitional	1280999P0	10	10

North Shore Med Ctr/Salem Hosp-MA

Salem	Code	Quota	Matched
Internal Medicine	1284140C0	7	7
Medicine-Preliminary	1284140P0	4	4
Med-Prelim/Neurology-MGH	1284140P1	0	0

NRMP Program Results 2020 Main Residency Match®

St Elizabeths Med Ctr-MA

Boston	Code	Quota	Matched
Anesthesiology	1266040A0	2	2
Anesthesiology	1266040C0	6	6
Anesthesiology	1266040R0	2	1
Internal Medicine	1266140C0	16	16
Medicine-Preliminary	1266140P0	9	5
Psychiatry	1266400C0	5	5
General Surgery	1266440C0	3	3
Surgery-Preliminary	1266440P0	5	0

St Vincent Hosp-Worcester-MA

Worcester	Code	Quota	Matched
Internal Medicine	1290140C0	23	23
Medicine-Preliminary	1290140P0	4	4
Radiology-Diagnostic	1290420A0	4	4

Steward Carney Hospital-MA

Boston	Code	Quota	Matched
Internal Medicine	1258140C0	7	7
Medicine-Preliminary	1258140P0	2	2
Med-Prelim/Neurology-Tufts	1258140P1	0	0
Transitional	1258999P0	7	7

Tufts Medical Center-MA

Boston	Code	Quota	Matched
Anesthesiology	1263040A0	10	10
Dermatology	1263080A0	3	3
Dermatology/Sponsored	1263080A1	1	0
Internal Medicine	1263140C0	26	26
Neurological Surgery	1263160C0	2	2
Neurology	1263180A0	7	7
Child Neurology	1263185C0	1	1
Child Neurology	1263185R0	1	0
Obstetrics-Gynecology	1263220C0	5	5
Ob-Gyn/Preliminary	1263220P0	1	1
Orthopaedic Surgery	1263260C0	4	4
Otolaryngology	1263280C0	2	2
Pathology	1263300C0	3	1
Pediatrics	1263320C0	10	10
Phys Medicine & Rehab	1263340A0	3	3
Psychiatry	1263400C0	5	5
Psychiatry/Sponsored	1263400C1	1	1
Radiology-Diagnostic	1263420A0	5	5
Radiology-Diagnostic/Sponsored	1263420A2	1	0
Radiation Oncology	1263430A0	3	1
General Surgery	1263440C0	4	4
Surgery-Preliminary	1263440P0	3	3
Surg-Prelim/Anesthesiology	1263440P2	1	1
Peds/Psych/Child Psych	1263730C0	2	2

U Massachusetts Med School

Worcester	Code	Quota	Matched
Anesthesiology	3050040C0	8	8
Dermatology	3050080A0	3	3
Emergency Medicine	3050110C0	12	12
Fam Med/Hahnemann FHC	3050120C0	4	4
Fam Med/Queen St FHC	3050120C1	4	4
Family Med/Barre FHC	3050120C2	4	4
Family Med/Fitchburg	3050120C3	5	5

Internal Medicine	3050140C0	27	27
Medicine-Primary	3050140M0	4	4
Medicine-Preliminary	3050140P0	4	4
Med-Prelim/Neurology	3050140P1	7	7
Neurological Surgery	3050160C0	1	1
Neurology	3050180A0	8	8
Obstetrics-Gynecology	3050220C0	5	5
Orthopaedic Surgery	3050260C0	4	4
Ortho Surgery/Research	3050260C1	1	1
Pathology	3050300C0	4	4
Pediatrics	3050320C0	8	8
Plastic Surgery (Integrated)	3050362C0	2	2
Psychiatry	3050400C0	5	5
Psychiatry/Child Psych	3050400C1	2	2
Interventional Radiology (Integ)	3050416A0	1	1
Radiology-Diagnostic	3050420A0	4	4
General Surgery	3050440C0	7	7
Surgery-Preliminary	3050440P0	4	3
Vascular Surgery	3050451C0	2	2
Medicine-Pediatrics	3050700C0	4	4
Psychiatry-Neurology	3050755C1	0	0

MICHIGAN

Ascension Genesys Hospital-MI

Grand Blanc	Code	Quota	Matched
Emergency Medicine	1308110C0	6	6
Family Medicine	1308120C0	13	13
Internal Medicine	1308140C0	10	4
Obstetrics-Gynecology	1308220C0	3	3
Orthopaedic Surgery	1308260C0	3	2
General Surgery	1308440C0	4	4

Ascension Macomb-Oakland Hosp-MI

Warren	Code	Quota	Matched
Emergency Medicine	1930110C0	8	8
Family Medicine/Osteopathic	1930120C0	6	4
Internal Medicine/Osteopathic	1930140C0	12	12
Neurology	1930180C0	2	2
Obstetrics-Gynecology	1930220C0	3	3
Orthopaedic Surgery	1930260C0	2	2
Otolaryngology	1930280C0	2	2
General Surgery	1930440C0	3	3
Transitional/Osteopathic	1930999P0	6	3

Ascension Providence/MSUCHM-MI

Southfield	Code	Quota	Matched
Family Medicine	1303120C0	9	9
Internal Medicine	1303140C0	13	13
Neurological Surgery	1303160C0	2	2
Obstetrics-Gynecology	1303220C0	5	5
Orthopaedic Surgery	1303260C0	3	3
Radiology-Diagnostic	1303420A0	3	3
General Surgery	1303440C0	3	3
Surgery-Preliminary	1303440P0	6	6
Transitional	1303999P0	7	7
Transitional/Radiology	1303999P1	3	3

Ascension St John Hosp-MI

Detroit	Code	Quota	Matched
Emergency Medicine	1915110C0	12	12

NRMP Program Results 2020 Main Residency Match®

Ascension St John Hosp-MI (Continued)

Family Medicine	1915120C0	7	7
Internal Medicine	1915140C0	20	20
Internal Med/SACM Sponsored	1915140C1	2	0
Medicine-Preliminary	1915140P0	3	0
Med-Prelim/SACM Sponsored	1915140P1	2	0
Obstetrics-Gynecology	1915220C0	4	4
Pathology	1915300C0	2	2
Pediatrics	1915320C0	9	4
General Surgery	1915440C0	5	5
Surgery-Preliminary	1915440P0	2	0

Authority Health GME-MI

Detroit	Code	Quota	Matched
Family Medicine	1920120C0	6	4
Internal Medicine	1920140C0	5	5
Pediatrics	1920320C0	6	6
Psychiatry	1920400C0	4	4

Beaumont Health-MI

Southfield	Code	Quota	Matched
Anesthesiology/Royal Oak	1978040C0	6	6
Dermatology/Trenton	1978080C0	2	2
Derm/Farm Hills/Osteopathic	1978080C2	2	2
Emergency Medicine/Royal Oak	1978110C0	14	14
Emergency Med/Farm Hills	1978110C1	6	6
Emer Med/Trenton & Dearborn	1978110C2	6	6
Family Medicine/Troy	1978120C0	8	8
Family Med/Grosse Pointe	1978120C1	6	6
Fam Med/Farm Hills/Osteopathic	1978120C2	5	4
Family Medicine/Wayne	1978120C3	10	10
Internal Medicine/Royal Oak	1978140C0	24	24
Internal Medicine/Dearborn	1978140C1	10	10
Internal Medicine/Trenton	1978140C2	5	5
Internal Medicine/Farm Hills	1978140C3	8	8
Medicine-Prelim/Dearborn	1978140P1	3	3
Neuro Surg/Royal Oak & Dearborn	1978160C0	1	1
Neurology/Farm Hills & Royal Oak	1978180C0	4	4
Obstetrics-Gynecology/Royal Oak	1978220C0	6	6
Obstetrics-Gynecology/Dearborn	1978220C1	4	4
Obstetrics-Gynecology/Trenton	1978220C2	2	2
Obstetrics-Gynecology/Farm Hills	1978220C3	2	1
Ortho Surgery/Royal Oak & Taylor	1978260C0	8	8
Ortho Surg/Farm Hills & Dearborn	1978260C1	4	4
Otolaryngology/Farmington Hills	1978280C0	1	0
Pathology/Royal Oak	1978300C0	3	3
Pediatrics/Royal Oak	1978320C0	8	8
Phys Med & Rehab/Royal Oak	1978340C0	4	4
Phys Medicine & Rehab/Taylor	1978340C1	5	5
Intervent Rad (Integ)/Royal Oak	1978416C0	1	1
Radiology-Diagnostic/Royal Oak	1978420C0	6	6
Radiology-Diagnostic/Dearborn	1978420C1	4	4
Radiology-Diagnostic/Farm Hills	1978420C2	2	2
Radiation Oncology/Royal Oak	1978430C0	3	0
General Surgery/Royal Oak	1978440C0	6	6
Gen Surg/Trenton & Dearborn	1978440C1	4	4
General Surgery/Farm Hills	1978440C2	3	3
Surg-Prelim/Royal Oak	1978440P0	2	2
Medicine-Pediatrics/Royal Oak	1978700C0	4	4

Trans/Ophthalmology/Royal Oak	1978999P1	3	3
Transitional/Dearborn & Taylor	1978999P3	4	4
Trans/Ophthal/Dearborn & Taylor	1978999P4	2	2

Central Michigan University COM

Saginaw	Code	Quota	Matched
Emergency Medicine	1320110C0	10	10
Family Medicine	1320120C0	6	6
Family Medicine/MIDOCS	1320120C1	2	1
Internal Medicine	1320140C0	8	8
Internal Medicine/SACM	1320140C1	0	0
Internal Medicine/MIDOCS	1320140C2	2	0
Obstetrics-Gynecology	1320220C0	4	4
Psychiatry	1320400C0	4	4
Psychiatry/MIDOCS	1320400C1	2	2
General Surgery	1320440C0	4	4

Childrens Hosp of Michigan

Detroit	Code	Quota	Matched
Pediatrics	1843320C0	27	27
Peds-Prelim/Child Neurology	1843320P0	2	0

Detroit Med Ctr/WSU-MI

Detroit	Code	Quota	Matched
Anesthesiology	1295040C0	12	12
Emergency Medicine	1295110C0	14	14
Emergency Med/Sinai-Grace	1295110C1	12	12
Family Medicine	1295120C0	6	6
Int Med/Det/Harper/VA	1295140C0	38	38
Internal Med/Sinai-Grace	1295140C1	20	20
Internal Medicine/HVSH	1295140C2	8	8
Neurology	1295180C0	8	8
Neurology	1295180R0	1	1
Child Neurology	1295185A0	2	2
Obstetrics-Gynecology	1295220C0	10	10
Orthopaedic Surgery	1295260C0	4	4
Otolaryngology/Huron Valley	1295280C1	2	2
Pathology	1295300C0	4	4
Phys Medicine & Rehab	1295340A0	4	4
Psychiatry	1295400C0	10	10
Radiology-Diagnostic	1295420A0	10	8
Radiation Oncology	1295430A0	1	1
General Surgery	1295440C0	8	8
General Surgery/Sinai-Grace	1295440C1	3	3
Surgery-Preliminary	1295440P0	10	0
Medicine-Pediatrics	1295700C0	6	6
Pediatrics-Medical Genetics	1295765C0	2	2
Transitional	1295999P0	22	22

Garden City Hospital-MI

Garden City	Code	Quota	Matched
Emergency Medicine	2106110C0	6	6
Internal Medicine	2106140C0	8	8
Neurology	2106180C0	2	2
Obstetrics-Gynecology	2106220C0	3	3

Henry Ford Allegiance Health-MI

Jackson	Code	Quota	Matched
Emergency Medicine	1741110C0	9	8
Family Medicine	1741120C0	6	6
Internal Medicine	1741140C0	8	8

NRMP Program Results 2020 Main Residency Match®

Henry Ford Allegiance Health-MI (Continued)

Psychiatry	1741400C0	4	4
General Surgery	1741440C0	3	3
Transitional	1741999P0	10	10

Henry Ford Hospital-MI

Detroit	Code	Quota	Matched
Anesthesiology	1300040C0	12	12
Dermatology	1300080A0	7	7
Emergency Medicine	1300110C0	15	15
Family Medicine	1300120C0	8	8
Internal Medicine	1300140C0	36	36
Neurological Surgery	1300160C0	2	2
Neurology	1300180C0	6	6
Obstetrics-Gynecology	1300220C0	4	4
Orthopaedic Surgery	1300260C0	6	6
Otolaryngology	1300280C0	3	3
Pathology	1300300C0	4	4
Psychiatry	1300400C0	6	6
Interventional Radiology (Integ)	1300416C0	1	1
Radiology-Diagnostic	1300420C0	8	8
Radiation Oncology	1300430A0	1	1
General Surgery	1300440C0	6	6
Surgery-Preliminary	1300440P0	2	0
Medicine-Emergency Med	1300705C0	2	2
Transitional	1300999P0	15	15

Henry Ford Macomb Hospital-MI

Clinton Township	Code	Quota	Matched
Emergency Medicine	1924110C0	8	7
Family Medicine	1924120C0	4	4
Internal Medicine	1924140C0	13	13
Obstetrics-Gynecology	1924220C0	3	3
Orthopaedic Surgery	1924260C0	2	2
Otolaryngology	1924280C0	1	1
General Surgery	1924440C0	4	4

Henry Ford Wyandotte Hospital-MI

Wyandotte	Code	Quota	Matched
Emergency Medicine	2043110C0	9	9
Obstetrics-Gynecology	2043220C0	3	3
General Surgery	2043440C0	3	3

Hurley Medical Ctr-MI

Flint	Code	Quota	Matched
Internal Medicine	1307140C0	15	15
Obstetrics-Gynecology	1307220C0	4	4
Pediatrics	1307320C0	7	7
Medicine-Pediatrics	1307700C0	3	3
Transitional	1307999P0	6	4

MSUCOM Statewide Campus Sys-MI

East Lansing	Code	Quota	Matched
Osteo Neuromusculo Med	2123275C0	4	4

Mary Free Bed Hospital-MI

Grand Rapids	Code	Quota	Matched
Phys Medicine & Rehab	1944340A0	4	4

McLaren Health Care Corp-MI

Grand Blanc	Code	Quota	Matched
Anesthesiology/Lansing	1866040C0	4	4
Anesthesiology/Oakland	1866040C1	3	3
Emergency Medicine/Macomb	1866110C0	6	6
Emergency Medicine/Oakland	1866110C1	6	6
Family Medicine/Flint	1866120C0	6	6
Family Medicine/Macomb	1866120C1	4	4
Family Medicine/Oakland	1866120C2	4	2
Family Medicine/Lansing	1866120C3	4	3
Family Medicine/Bay	1866120C4	3	3
Internal Medicine/Flint	1866140C0	12	12
Internal Medicine/Lansing	1866140C1	8	8
Internal Medicine/Macomb	1866140C2	8	8
Internal Medicine/Oakland	1866140C3	5	5
Obstetrics-Gynecology/Lansing	1866220C0	3	3
Obstetrics-Gynecology/Macomb	1866220C1	2	2
Orthopaedic Surgery/Flint	1866260C0	3	2
Orthopaedic Surgery/Oakland	1866260C1	3	3
Orthopaedic Surgery/Macomb	1866260C2	3	3
Orthopaedic Surgery/Lansing	1866260C3	4	4
Otolaryngology/Oakland	1866280C0	2	2
Radiology-Diagnostic/Oakland	1866420C0	3	1
General Surgery/Lansing	1866440C0	3	3
General Surgery/Macomb	1866440C1	5	5
Transitional/Oakland	1866999P0	3	0

Mercy Health Grand Rapids-MI

Grand Rapids	Code	Quota	Matched
Family Medicine	1995120C0	10	10
Internal Medicine	1995140C0	7	7
Neurology	1995180C0	3	3
Transitional	1995999P0	6	6

Mercy Health Muskegon-MI

Muskegon	Code	Quota	Matched
Emergency Medicine	2102110C0	7	7
Family Medicine	2102120C0	5	5
Internal Medicine	2102140C0	5	0
Obstetrics-Gynecology	2102220C0	3	3

Metro Health/U Michigan Health

Wyoming	Code	Quota	Matched
Emergency Medicine	2170110C0	4	4
Family Medicine/Osteopathic	2170120C0	5	5
Internal Medicine	2170140C0	6	6
Obstetrics-Gynecology/Osteopathic	2170220C0	3	3
Orthopaedic Surgery	2170260C0	2	2
General Surgery/Osteopathic	2170440C0	2	2

Michigan St Univ CHM-East Lansing

Lansing	Code	Quota	Matched
Family Medicine	2436120C0	4	2
Pediatrics	2436320C0	8	8
Psychiatry	2436400C0	5	5
Psychiatry/Rural	2436400C1	2	2

MidMichigan Med Center-MI

Midland	Code	Quota	Matched
Family Medicine/Midland	1961120C0	6	6

NRMP Program Results 2020 Main Residency Match®

MidMichigan Med Center-MI (Continued)

Family Med/Rural-Alpena	1961120C1	2	0
-------------------------	-----------	---	---

Munson Med Ctr-MI

Traverse City	Code	Quota	Matched
Family Medicine	1349120C0	6	4

Pine Rest Christian Mental Hlth Svcs-MI

Grand Rapids	Code	Quota	Matched
Psychiatry	1634400C0	10	10
Psychiatry/Rural	1634400C1	2	2

Promedica Monroe Reg Hosp-MI

Monroe	Code	Quota	Matched
Emergency Medicine	1530110C0	8	8
Family Medicine	1530120C0	6	6
Transitional	1530999P0	6	5

Sparrow Hospital-MI

Lansing	Code	Quota	Matched
Emergency Medicine	1315110C0	8	8
Family Medicine	1315120C0	10	10
Internal Medicine	1315140C0	15	15
Neurology	1315180C0	5	5
Obstetrics-Gynecology	1315220C0	4	4
Phys Medicine & Rehab	1315340C0	4	4
General Surgery	1315440C0	4	4
Surgery-Preliminary	1315440P0	1	0

Spectrum Health Lakeland-MI

Saint Joseph	Code	Quota	Matched
Emergency Medicine	1951110C0	6	6
Family Medicine	1951120C0	5	5
Internal Medicine	1951140C0	8	8

Spectrum Health/Michigan State Univ

Grand Rapids	Code	Quota	Matched
Emergency Medicine	2077110C0	10	10
Family Medicine	2077120C1	6	6
Internal Medicine	2077140C0	12	12
Neurological Surgery	2077160C0	1	1
Neurology	2077180C1	4	4
Obstetrics-Gynecology	2077220C0	8	8
Orthopaedic Surgery	2077260C0	5	5
Pediatrics	2077320C0	20	20
Plastic Surgery (Integrated)	2077362C0	2	2
Radiology-Diagnostic	2077420C0	3	3
Radiology-Diagnostic	2077420R0	1	1
General Surgery	2077440C0	7	7
Surgery-Preliminary	2077440P0	3	1
Vascular Surgery	2077451C0	1	1
Medicine-Pediatrics	2077700C0	4	4
Transitional	2077999P0	6	6

St Joseph Mercy-Ann Arbor-MI

Ann Arbor	Code	Quota	Matched
Internal Medicine	1292140C0	16	16
Obstetrics-Gynecology	1292220C0	4	4
General Surgery	1292440C0	5	5
Transitional	1292999P0	12	12

St Joseph Mercy-Livingston-MI

Howell	Code	Quota	Matched
Dermatology	140080A0	4	4
Family Medicine	1400120C0	6	6

St Joseph Mercy-Oakland-MI

Pontiac	Code	Quota	Matched
Internal Medicine	1319140C0	18	18
Obstetrics-Gynecology	1319220C0	4	4
Radiology-Diagnostic	1319420C0	4	4
General Surgery	1319440C0	2	2
Surgery-Preliminary	1319440P0	2	1
Surg-Prelim/Anesthesiology-WSU	1319440P1	2	2
Transitional	1319999P0	2	2

St Mary Mercy Hospital-MI

Livonia	Code	Quota	Matched
Emergency Medicine	1418110C0	6	6
Family Medicine	1418120C0	8	4
Internal Medicine	1418140C0	13	13
Psychiatry	1418400C0	7	7
Transitional	1418999P0	18	14

U Michigan Hosps-Ann Arbor

Ann Arbor	Code	Quota	Matched
Anesthesiology	1293040C0	28	28
Anesthesiology	1293040R0	3	3
Dermatology	1293080A0	8	8
Emergency Medicine	1293110C0	16	16
Family Med/Ypsilanti	1293120C0	5	5
Family Med/Chelsea	1293120C1	7	7
Family Med/Spanish	1293120C3	1	1
Internal Medicine	1293140C0	42	42
Internal Medicine/PSTP	1293140C1	4	4
Med-Prelim/Ophthalmology	1293140P2	7	7
Neurological Surgery	1293160C0	3	3
Neurology	1293180C0	7	7
Child Neurology	1293185C0	4	4
Child Neurology	1293185R0	1	1
Obstetrics-Gynecology	1293220C0	6	6
Orthopaedic Surgery	1293260C0	8	8
Otolaryngology	1293280C0	4	4
Otolaryngology/Research	1293280C1	1	1
Pathology	1293300C0	7	7
Pathology/PSTP	1293300C1	1	1
Pediatrics	1293320C0	22	22
Phys Medicine & Rehab	1293340A0	6	6
Plastic Surgery (Integrated)	1293362C0	4	4
Psychiatry	1293400C0	12	12
Interventional Radiology (Integ)	1293416C0	3	3
Radiology-Diagnostic	1293420A0	8	8
Radiation Oncology	1293430A0	3	3
General Surgery	1293440C0	7	7
Surgery-Preliminary	1293440P0	4	3
Vascular Surgery	1293451C0	1	1
Thoracic Surgery	1293461C0	2	2
Medicine-Pediatrics	1293700C0	8	8
Pediatrics-Medical Genetics	1293765C0	0	0

NRMP Program Results 2020 Main Residency Match®

UP Health System-Marquette-MI

	Code	Quota	Matched
Marquette			
Family Medicine	2014120C0	6	6

Wayne State University SOM-MI

	Code	Quota	Matched
Detroit			
Anesthesiology	1361040A0	6	6
Dermatology	1361080A0	3	3
Dermatology	1361080R0	1	1
Family Medicine	1361120C0	6	6
Family Medicine/Urban	1361120C1	4	4
Internal Medicine	1361140C0	12	12
Otolaryngology	1361280C0	4	4
Transitional	1361999P0	4	4
Transitional/Preventive Med	1361999P1	2	2

Western Michigan Univ Stryker SOM

	Code	Quota	Matched
Kalamazoo			
Emergency Medicine	1314110C0	16	16
Family Medicine/Kalamazoo	1314120C0	8	8
Family Medicine/Battle Creek	1314120C1	6	6
Family Med/Kalamazoo MIDocs	1314120C2	1	1
Internal Medicine	1314140C0	11	11
Medicine-Primary/MIDocs	1314140M0	1	0
Obstetrics-Gynecology	1314220C0	4	4
Orthopaedic Surgery	1314260C0	3	3
Pediatrics	1314320C0	8	8
Pediatrics-Primary/MIDocs	1314320M0	2	0
Psychiatry	1314400C0	5	5
Psychiatry/MIDocs	1314400C1	1	1
General Surgery	1314440C0	4	4
Gen Surg/MIDocs Rural Surg	1314440C1	1	1
Medicine-Pediatrics	1314700C0	4	4

MINNESOTA

Abbott Northwestern Hosp-MN

	Code	Quota	Matched
Minneapolis			
Internal Medicine	1330140C0	11	11

Allina Health-MN

	Code	Quota	Matched
St Paul			
Family Medicine	1342120C0	7	7

HealthPartners Institute-MN

	Code	Quota	Matched
St Paul			
Dermatology	1335080A0	2	2
Dermatology	1335080R0	2	2
Emergency Medicine	1335110C0	11	11
Family Med/Western WI Rural	1335120C2	2	2

Hennepin Co Med Ctr-MN

	Code	Quota	Matched
Minneapolis			
Emergency Medicine	1329110C0	12	12
Family Medicine	1329120C0	10	10
Internal Medicine	1329140C0	19	19
Med-Primary/MNDOH IMG Grant	1329140M0	2	0
Psychiatry	1329400C0	7	7
General Surgery	1329440C0	5	5
Surgery-Preliminary	1329440P0	1	0
Medicine-Emergency Med	1329705C0	2	2

Transitional	1329999P0	5	5
--------------	-----------	---	---

Mayo Clinic School of Grad Med Educ-MN

	Code	Quota	Matched
Rochester			
Anesthesiology	1328040A0	6	6
Anesthesiology	1328040C0	12	12
Dermatology	1328080A0	6	6
Dermatology/Research	1328080A1	0	0
Dermatology	1328080C0	2	2
Emergency Medicine	1328110C0	9	9
Family Medicine	1328120C0	9	9
Family Medicine/Eau Claire	1328120C1	5	5
Family Medicine/LaCrosse	1328120C2	6	6
Internal Medicine	1328140C0	49	49
Int Med/CI Research	1328140C1	3	3
Medicine-Preliminary	1328140P0	4	4
Neurological Surgery	1328160C0	4	4
Neurology	1328180A0	3	3
Neurology	1328180C0	6	6
Child Neurology	1328185C0	2	2
Child Neurology	1328185R0	2	2
Obstetrics-Gynecology	1328220C0	5	5
Orthopaedic Surgery	1328260C0	13	13
Otolaryngology	1328280C0	5	5
Path-Anatomic and Clinical	1328300C0	6	6
Path-Anatomic/Neuropathology	1328300C2	1	1
Pediatrics	1328320C0	12	12
Phys Medicine & Rehab	1328340A0	6	6
Phys Medicine & Rehab	1328340C0	2	2
Plastic Surgery (Integrated)	1328362C0	3	3
Psychiatry	1328400C0	11	11
Interventional Radiology (Integ)	1328416A0	1	1
Radiology-Diagnostic	1328420A0	12	12
Radiation Oncology	1328430A0	3	3
General Surgery	1328440C0	8	8
Gen Surg/Integrated Comm & Rural	1328440C2	1	1
Joint Gen & Cardiothoracic Surg	1328440C4	1	1
Surgery-Preliminary	1328440P0	12	12
Vascular Surgery	1328451C0	1	1

U Minnesota Med School

	Code	Quota	Matched
Minneapolis			
Anesthesiology	1334040C0	10	10
Anesthesiology	1334040R0	1	1
Dermatology	1334080A0	4	4
Family Med/Methodist	1334120C0	6	6
Family Med/N Memorial	1334120C1	8	8
Family Med/Smileys	1334120C2	6	6
Family Med/St Johns	1334120C3	6	6
Family Med/St Josephs	1334120C4	8	8
Family Med/Mankato	1334120C5	5	5
Family Med/St. Cloud	1334120C6	6	6
Family Med/Duluth	1334120C7	9	9
Internal Medicine	1334140C0	30	30
Internal Medicine/PSTP	1334140C1	1	1
Medicine-Primary	1334140M0	1	1
Neurological Surgery	1334160C0	1	1
Neurology	1334180C0	6	6
Obstetrics-Gynecology	1334220C0	9	9
Orthopaedic Surgery	1334260C0	8	8

NRMP Program Results 2020 Main Residency Match®

U Minnesota Med School (Continued)

Otolaryngology	1334280C0	4	4
Pathology	1334300C0	4	2
Pathology/CP only	1334300C1	0	0
Pathology/AP only	1334300C2	0	0
Pediatrics	1334320C0	24	24
Pediatrics/MN Immigrant IMG	1334320C1	1	1
Pediatrics/PSTP	1334320C2	1	0
Phys Medicine & Rehab	1334340A0	1	1
Phys Medicine & Rehab	1334340C0	4	4
Phys Medicine & Rehab	1334340R0	1	1
Plastic Surgery (Integrated)	1334362C0	2	2
Psychiatry	1334400C0	9	9
Psychiatry/PSTP	1334400C1	1	1
Interventional Radiology (Integ)	1334416C0	2	2
Radiology-Diagnostic	1334420A0	1	1
Radiology-Diagnostic	1334420C0	8	8
Radiology-Diagnostic	1334420R0	1	1
Radiation Oncology	1334430A0	1	1
General Surgery	1334440C0	7	7
General Surgery/Rural	1334440C1	1	1
Surgery-Preliminary	1334440P0	4	3
Surg-Prelim/Gen Surg & Neurosurg	1334440P1	1	1
Vascular Surgery	1334451C0	1	1
Medicine-Pediatrics	1334700C0	10	10
Medicine-Dermatology	1334785C0	2	2

MISSISSIPPI

East Central Mississippi Health

Meridian	Code	Quota	Matched
Family Medicine	2144120C0	6	6

Forrest General Hospital-MS

Hattiesburg	Code	Quota	Matched
Family Medicine	1692120C0	6	4

Magnolia Regional Health Ctr-MS

Corinth	Code	Quota	Matched
Internal Medicine	1923140C0	6	6

Merit Health Wesley-MS

Hattiesburg	Code	Quota	Matched
Emergency Medicine	2174110C0	6	6
Internal Medicine	2174140C0	10	9
Transitional	2174999P0	12	3

Mississippi Med Ed Res Consortium

Greenville	Code	Quota	Matched
Family Medicine	2253120C0	8	3

North Mississippi Med Ctr

Tupelo	Code	Quota	Matched
Family Medicine	1218120C0	8	7

University Hosps-Jackson-MS

Jackson	Code	Quota	Matched
Anesthesiology	1957040C0	8	8
Anesthesiology	1957040R0	2	2
Dermatology	1957080A0	4	4
Emergency Medicine	1957110C0	16	16
Family Medicine	1957120C0	10	10

Internal Medicine	1957140C0	24	24
Medicine-Primary	1957140M0	2	2
Medicine-Preliminary	1957140P0	4	4
Med-Prelim/Ophthalmology	1957140P2	4	4
Med-Prelim/Dermatology	1957140P4	3	2
Med-Prelim/Radiation Onc	1957140P5	1	0
Med-Prelim/Prevent Med	1957140P6	2	2
Neurological Surgery	1957160C0	1	1
Neurology	1957180C0	4	4
Child Neurology	1957185C0	1	1
Child Neurology	1957185R0	1	0
Obstetrics-Gynecology	1957220C0	6	6
Orthopaedic Surgery	1957260C0	4	4
Otolaryngology	1957280C0	3	3
Pathology	1957300C0	3	3
Pediatrics	1957320C0	16	16
Plastic Surgery (Integrated)	1957362C0	2	2
Psychiatry	1957400C0	3	3
Psychiatry/Child/Adult Psych	1957400C1	3	3
Interventional Radiology (Integ)	1957416C0	1	0
Radiology-Diagnostic	1957420C0	6	5
General Surgery	1957440C0	6	6
Surgery-Preliminary	1957440P0	4	1
Medicine-Pediatrics	1957700C0	5	5

MISSOURI

Barnes-Jewish Hosp-MO

St Louis	Code	Quota	Matched
Anesthesiology/3 yr	1353040A0	1	1
Anesthesiology/4 yr	1353040C0	20	20
Anesthesiology/ASAP 5 yr	1353040C1	0	0
Anesthesiology	1353040R0	1	0
Dermatology	1353080A0	6	6
Dermatology/Physician Scientist	1353080A1	0	0
Emergency Medicine	1353110C0	14	14
Internal Medicine	1353140C0	47	47
Medicine-Primary	1353140M0	5	5
Medicine-Preliminary	1353140P0	5	5
Med-Prelim/Ophthalmology	1353140P2	5	5
Neurological Surgery	1353160C0	3	3
Neurology	1353180C0	11	11
Obstetrics-Gynecology	1353220C0	9	9
Orthopaedic Surgery	1353260C0	8	8
Otolaryngology	1353280C0	3	3
Otolaryngology/Research	1353280C1	2	2
Clinical Pathology	1353300C0	3	3
Anat/Clin & Anat Path	1353300C1	8	8
Phys Medicine & Rehab	1353340A0	3	3
Phys Medicine & Rehab	1353340C0	2	2
Plastic Surgery (Integrated)	1353362C0	3	3
Psychiatry	1353400C0	13	13
Interventional Radiology (Integ)	1353416A0	2	2
Radiology-Diagnostic	1353420A0	15	15
Rad-Diag/Research	1353420A1	1	1
Radiation Oncology	1353430A0	4	4
General Surgery	1353440C0	8	8
Surgery-Preliminary	1353440P2	6	6
Surg-Prelim/Int Radiology	1353440P3	0	0
Vascular Surgery	1353451C0	1	1

NRMP Program Results 2020 Main Residency Match®

Childrens Mercy Hospital-MO

Kansas City	Code	Quota	Matched
Child Neurology	1494185C0	3	3
Pediatrics	1494320C0	24	24
Pediatrics-Preliminary	1494320P0	1	1

CoxHealth-MO

Springfield	Code	Quota	Matched
Family Medicine	3167120C0	9	9

HCA Healthcare Kansas City-MO

Kansas City	Code	Quota	Matched
Family Med/Research Med Ctr	2984120C0	12	12
Ob-Gyn/Overland Park	2984220C0	5	5
General Surgery/Menorah	2984440C0	5	5

KCU-GME Consortium-MO

Kansas City	Code	Quota	Matched
Dermatology/Phoenix	1987080A0	2	2
Dermatology/ADCS-Orlando	1987080A2	3	3
Emergency Medicine/Freeman	1987110C0	6	6
Family Medicine/Reid	1987120C0	6	6
Family Med/St Lukes Des Peres	1987120C1	4	3
Internal Medicine/Freeman	1987140C0	5	5
Orthopaedic Surgery/St Marys	1987260C0	3	3
Otolaryngology/Freeman	1987280C0	1	0
Psychiatry/Ozark	1987400C0	2	2
General Surgery/St Anthony	1987440C0	2	2
General Surgery/St Marys	1987440C1	1	1

Mercy Hospital St Louis-MO

St Louis	Code	Quota	Matched
Family Medicine	1362120C0	6	6
Internal Medicine	1362140C0	8	8
Obstetrics-Gynecology	1362220C0	6	6
Transitional	1362999P0	7	7

SSM St Marys Hospital-St Louis-MO

St Louis	Code	Quota	Matched
Internal Medicine	1999140C0	10	10

St Louis Childrens Hosp-MO

St Louis	Code	Quota	Matched
Child Neurology	1869185C0	5	5
Child Neurology	1869185R0	2	2
Pediatrics	1869320C0	31	31
Pediatrics-Preliminary	1869320P0	0	0
Pediatrics-Medical Genetics	1869765C0	2	2

St Louis Univ SOM-MO

St Louis	Code	Quota	Matched
Anesthesiology	1365040A0	3	3
Anesthesiology	1365040C0	7	7
Dermatology	1365080A0	4	4
Emergency Medicine	1365110C0	6	6
Family Med/Belleville	1365120C0	6	6
Family Medicine	1365120C1	6	2
Internal Medicine	1365140C0	24	24
Medicine-Preliminary	1365140P0	7	7
Neurology	1365180C0	6	6
Child Neurology	1365185C0	2	1

Obstetrics-Gynecology	1365220C0	6	6
Orthopaedic Surgery	1365260C0	5	5
Otolaryngology	1365280C0	2	2
Pathology	1365300C0	3	3
Pediatrics	1365320C0	16	16
Plastic Surgery (Integrated)	1365362C0	2	2
Psychiatry	1365400C0	8	8
Interventional Radiology (Integ)	1365416A0	1	0
Radiology-Diagnostic	1365420A0	6	5
General Surgery	1365440C0	5	5
Surgery-Preliminary	1365440P0	4	4
Vascular Surgery	1365451C0	1	1

St Lukes Hospital-St Louis-MO

Chesterfield	Code	Quota	Matched
Internal Medicine	1364140C0	13	13
Medicine-Preliminary	1364140P0	3	3

Still OPTI-Northeast Reg Med Ctr-MO

Kirkville	Code	Quota	Matched
Dermatology/Osteopathic	2152080A0	2	0
Family Medicine	2152120C0	4	0
Internal Medicine	2152140C0	3	1
Osteo Neuromusculo Med	2152275C0	2	1

Univ of Missouri-KC Programs

Kansas City	Code	Quota	Matched
Anesthesiology/St Lukes	1343040C0	6	6
Emergency Medicine	1343110C0	11	11
Family Medicine	1343120C0	12	12
Internal Medicine	1343140C0	19	19
Medicine-Preliminary	1343140P0	12	12
Neurology	1343180C0	3	3
Obstetrics-Gynecology	1343220C0	8	8
Orthopaedic Surgery	1343260C0	4	4
Pathology	1343300C0	2	2
Radiology-Diagnostic	1343420A0	6	6
General Surgery	1343440C0	5	5
Surgery-Preliminary	1343440P0	4	4
Medicine-Pediatrics	1343700C0	6	6

Univ of Missouri-KC/CBM

Kansas City	Code	Quota	Matched
Psychiatry	2075400C0	6	6

University Hosps-Columbia-MO

Columbia	Code	Quota	Matched
Anesthesiology	1994040C0	4	4
Anesthesiology	1994040R0	1	1
Dermatology	1994080A0	3	3
Emergency Medicine	1994110C0	10	10
Family Medicine	1994120C0	14	14
Family Medicine/CRMC	1994120C1	3	3
Internal Medicine	1994140C0	21	21
Internal Medicine/Research	1994140C1	1	0
Medicine-Preliminary	1994140P0	5	5
Neurology	1994180C0	5	5
Obstetrics-Gynecology	1994220C0	4	4
Orthopaedic Surgery/5 Yr	1994260C0	5	5
Otolaryngology	1994280C0	3	3
Pathology	1994300C0	3	2

NRMP Program Results 2020 Main Residency Match®

University Hosps-Columbia-MO (Continued)

Pediatrics	1994320C0	7	7
Phys Medicine & Rehab	1994340A0	4	4
Plastic Surgery (Integrated)	1994362C0	1	1
Psychiatry	1994400C0	10	10
Radiology-Diagnostic	1994420A0	5	4
General Surgery	1994440C0	4	4
Surgery-Preliminary	1994440P0	7	0
Medicine-Pediatrics	1994700C0	4	1

MONTANA

Billings Clinic-MT

Billings	Code	Quota	Matched
Internal Medicine	1633140C0	8	8
Medicine-Preliminary	1633140P0	4	4

Montana Family Medicine

Billings	Code	Quota	Matched
Family Medicine	1216120C0	8	5

University of Montana

Missoula	Code	Quota	Matched
Family Medicine/Missoula	1524120C0	7	7
Family Medicine/Kalispell	1524120C1	3	3

NEBRASKA

Clarkson Family Med Res-NE

Omaha	Code	Quota	Matched
Family Medicine	3197120C0	6	6

Creighton Univ Affil Hosps-NE

Omaha	Code	Quota	Matched
Family Medicine	1372120C0	8	8
Internal Medicine	1372140C0	24	24
Medicine-Preliminary	1372140P0	4	4
Neurology	1372180C0	2	2
Obstetrics-Gynecology	1372220C0	4	4
Pathology	1372300C0	2	2
Psychiatry	1372400C0	6	6
Radiology-Diagnostic	1372420A0	3	3
Radiology-Diagnostic	1372420R0	3	3
General Surgery	1372440C0	4	4
Surgery-Preliminary	1372440P0	2	2

Lincoln Med Ed Partnership-NE

Lincoln	Code	Quota	Matched
Family Medicine	3021120C0	8	6

University of Nebraska Med Ctr

Omaha	Code	Quota	Matched
Anesthesiology	1376040A0	2	2
Anesthesiology	1376040C0	8	8
Emergency Medicine	1376110C0	11	11
Fam Med/Grand Island	1376120C1	2	0
Fam Med/North Platte	1376120C3	1	1
Fam Med/Scottsbluff	1376120C4	2	1
Fam Med/Traditional	1376120C5	7	7
Family Med/Kearney	1376120C6	2	2
Family Med/Urban	1376120C7	1	1
Family Med/Norfolk	1376120C8	1	1

Internal Medicine	1376140C0	25	25
Internal Medicine/Geriatrics	1376140C1	0	0
Medicine-Preliminary	1376140P0	8	8
Neurological Surgery	1376160C0	2	2
Neurology	1376180C0	5	5
Obstetrics-Gynecology	1376220C0	4	4
Orthopaedic Surgery	1376260C0	5	5
Otolaryngology	1376280C0	3	3
Pathology	1376300C0	3	3
Pediatrics	1376320C0	15	15
Phys Medicine & Rehab	1376340C0	4	4
Psychiatry	1376400C0	4	4
Interventional Radiology (Integ)	1376416A0	1	0
Radiology-Diagnostic	1376420A0	6	6
Radiation Oncology	1376430A0	1	1
General Surgery	1376440C0	6	6
Medicine-Pediatrics	1376700C0	4	4

NEVADA

Sunrise Health GME Consortium-NV

Henderson	Code	Quota	Matched
Anesthesiology	1884040A0	7	7
Emergency Medicine	1884110C0	11	11
Family Medicine	1884120C0	8	8
Internal Medicine	1884140C0	22	22
Obstetrics-Gynecology	1884220C0	4	4
Phys Medicine & Rehab	1884340A0	6	6
Phys Medicine & Rehab	1884340R0	1	1
Psychiatry	1884400C0	4	4
Radiology-Diagnostic	1884420A0	5	4
Radiology-Diagnostic	1884420R0	5	3
General Surgery	1884440C0	4	4
Surgery-Preliminary	1884440P0	8	1
Transitional/Mountain View	1884999P0	17	13
Transitional/Southern Hills	1884999P1	13	13

U Nevada Las Vegas SOM

Las Vegas	Code	Quota	Matched
Emergency Medicine	2028110C0	8	8
Family Medicine	2028120C0	5	5
Family Medicine/Rural	2028120C1	2	0
Internal Medicine	2028140C0	22	21
Medicine-Preliminary	2028140P0	4	1
Obstetrics-Gynecology	2028220C0	4	4
Orthopaedic Surgery	2028260C0	4	4
Otolaryngology	2028280C0	1	1
Pediatrics	2028320C0	10	10
Plastic Surgery (Integrated)	2028362C0	1	1
Psychiatry	2028400C0	10	10
General Surgery	2028440C0	3	3
Surgery-Preliminary	2028440P0	1	0

U Nevada Reno SOM

Reno	Code	Quota	Matched
Family Medicine	2017120C0	8	8
Family Med/Rural	2017120C1	2	2
Internal Medicine	2017140C0	20	20
Medicine-Primary	2017140M0	5	5
Medicine-Preliminary	2017140P0	2	2
Psychiatry	2017400C0	6	6

NRMP Program Results 2020 Main Residency Match®

Valley Health System-NV

	Code	Quota	Matched
Las Vegas			
Emergency Medicine	2201110C0	8	8
Family Medicine	2201120C0	10	10
General Surgery	2201440C0	3	3
Surgery-Preliminary	2201440P0	8	2

Valley Hosp Med Ctr-NV

	Code	Quota	Matched
Las Vegas			
Family Medicine	2223120C0	5	3
Internal Medicine	2223140C0	15	7
Neurology	2223180C0	2	2
Orthopaedic Surgery	2223260C0	2	2

NEW HAMPSHIRE

Concord Hospital-NH

	Code	Quota	Matched
Concord			
Family Medicine	1091120C0	8	8

Dartmouth-Hitchcock Med Ctr-NH

	Code	Quota	Matched
Lebanon			
Anesthesiology	1377040C0	7	7
Anesthesiology	1377040R0	1	1
Dermatology	1377080A0	3	3
Emergency Medicine	1377110C0	6	6
Internal Medicine	1377140C0	15	15
Medicine-Primary	1377140M0	4	4
Medicine-Preliminary	1377140P0	2	2
Neurological Surgery	1377160C0	1	1
Neurology	1377180C0	4	3
Obstetrics-Gynecology	1377220C0	4	4
Orthopaedic Surgery	1377260C0	4	4
Otolaryngology	1377280C0	1	1
Pathology	1377300C0	3	3
Pediatrics	1377320C0	7	7
Plastic Surgery (Integrated)	1377362C0	1	1
Psychiatry	1377400C0	7	7
Psychiatry/Reseach Track	1377400C1	1	1
Psychiatry/Child Track	1377400C2	1	1
Interventional Radiology (Integ)	1377416A0	2	2
Radiology-Diagnostic	1377420A0	3	3
Radiation Oncology	1377430A0	1	1
General Surgery	1377440C0	4	4
Surgery-Preliminary	1377440P0	6	4
Vascular Surgery	1377451C0	1	1

Portsmouth Regional Hosp-NH

	Code	Quota	Matched
Portsmouth			
Internal Medicine	2248140C0	10	4

NEW JERSEY

AtlantiCare Reg Med Ctr-NJ

	Code	Quota	Matched
Atlantic City			
Family Medicine	1378120C0	4	3
Internal Medicine	1378140C0	14	14
Medicine-Preliminary	1378140P0	1	0
Psychiatry	1378400C0	3	3

Atlantic Health Sys-NJ

	Code	Quota	Matched
Morristown			
Pediatrics/Goryeb	3033320C0	12	10

CMSRU/Cooper University Hospital-NJ

	Code	Quota	Matched
Camden			
Anesthesiology	1380040C0	5	5
Dermatology	1380080A0	1	1
Emergency Medicine	1380110C0	13	13
Internal Medicine	1380140C0	19	19
Medicine-Primary	1380140M0	3	3
Medicine-Preliminary	1380140P0	1	1
Neurology	1380180C0	3	3
Obstetrics-Gynecology	1380220C0	4	4
Orthopaedic Surgery	1380260C0	2	2
Otolaryngology	1380280C0	1	1
Pediatrics	1380320C0	8	8
Pediatrics-Primary	1380320M0	2	2
Plastic Surgery (Integrated)	1380362C0	1	1
Psych/Cooper Hosp	1380400C0	3	3
Radiology-Diagnostic	1380420A0	5	5
General Surgery	1380440C0	4	4
Vascular Surgery	1380451C0	1	1

Capital Health Regional Med Ctr-NJ

	Code	Quota	Matched
Trenton			
Internal Medicine	2003140C0	18	18

Englewood Hosp-NJ

	Code	Quota	Matched
Englewood			
Internal Medicine	1386140C0	13	13
Medicine-Preliminary	1386140P0	3	3

HMH-Palisades Med Ctr-NJ

	Code	Quota	Matched
North Bergen			
Dermatology	2136080A0	3	3
Family Medicine	2136120C0	4	4
Internal Medicine	2136140C0	10	10
General Surgery	2136440C0	4	4
Surgery-Preliminary	2136440P0	2	0
Transitional	2136999P0	18	18

Hackensack U Med Ctr-NJ

	Code	Quota	Matched
Hackensack			
Anesthesiology	1387040C0	4	4
Emergency Medicine	1387110C0	12	12
Internal Medicine	1387140C0	12	12
Obstetrics-Gynecology	1387220C0	4	4
Pediatrics	1387320C0	8	8
General Surgery	1387440C0	5	5
Surgery-Preliminary	1387440P0	2	2

Hoboken Univ Med Ctr-NJ

	Code	Quota	Matched
Hoboken			
Family Medicine/NYMC	1451120C0	8	7
Family Medicine/Christ	1451120C1	6	0
Internal Medicine/Bayonne	1451140C0	12	0
Transitional/Bayonne	1451999P0	10	0

NRMP Program Results 2020 Main Residency Match®

Hunterdon Med Ctr-NJ

	Code	Quota	Matched
Flemington			
Family Medicine	1838120C0	6	6

Inspira Health Network-NJ

	Code	Quota	Matched
Vineland			
Emergency Medicine	2086110C0	12	12
Family Medicine/Vineland	2086120C2	6	5
Internal Medicine	2086140C0	9	8
Obstetrics-Gynecology	2086220C0	4	4
Orthopaedic Surgery	2086260C0	3	3
General Surgery	2086440C0	3	3
Transitional	2086999P0	16	6

JFK Med Ctr-NJ

	Code	Quota	Matched
Edison			
Family Medicine	3043120C0	8	8
Neurology	3043180C0	8	8
Phys Medicine & Rehab/RWJ	3043340A0	4	4

Jersey City Med Ctr-NJ

	Code	Quota	Matched
Jersey City			
Internal Medicine	1390140C0	16	16
Obstetrics-Gynecology	1390220C0	3	3
Orthopaedic Surgery	1390260C0	3	3

Jersey Shore Univ Med Ctr-NJ

	Code	Quota	Matched
Neptune			
Internal Medicine	1395140C0	16	16
Medicine-Preliminary	1395140P0	10	10
Obstetrics-Gynecology	1395220C0	4	4
Pediatrics	1395320C0	9	9
Psychiatry	1395400C0	4	4
General Surgery	1395440C0	3	3

Monmouth Med Ctr-NJ

	Code	Quota	Matched
Long Branch			
Internal Medicine	1392140C0	13	13
Obstetrics-Gynecology	1392220C0	4	4
Orthopaedic Surgery	1392260C0	2	2
Pediatrics	1392320C0	6	6
Radiology-Diagnostic	1392420A0	3	3

Morristown Mem Hosp-NJ

	Code	Quota	Matched
Morristown			
Emergency Medicine	1394110C0	10	10
Family Medicine	1394120C0	5	5
Internal Medicine	1394140C0	15	15
Medicine-Preliminary	1394140P0	9	9
Obstetrics-Gynecology	1394220C0	5	5
Radiology-Diagnostic	1394420A0	5	5
General Surgery	1394440C0	6	6
Surgery-Preliminary	1394440P0	2	2

Mountainside Hosp-NJ

	Code	Quota	Matched
Montclair			
Family Medicine	1393120C0	6	6
Internal Medicine	1393140C0	8	8
Medicine-Preliminary	1393140P0	2	2

NYMC St Michaels Med Ctr-NJ

	Code	Quota	Matched
Newark			
Internal Medicine	1857140C0	19	19

New Bridge Med Ctr-NJ

	Code	Quota	Matched
Paramus			
Psychiatry	1908400C0	10	10

Newark Beth Israel Med Ctr-NJ

	Code	Quota	Matched
Newark			
Emergency Medicine	1397110C0	8	8
Internal Medicine	1397140C0	12	12
Medicine-Preliminary	1397140P0	2	2
Med-Prelim/Neurology	1397140P1	2	2
Obstetrics-Gynecology	1397220C0	4	4
Pediatrics	1397320C0	10	10
Radiology-Diagnostic	1397420A0	3	3

Ocean Med Ctr-NJ

	Code	Quota	Matched
Brick			
Family Medicine	2108120C0	8	8
Internal Medicine	2108140C0	8	8
Psychiatry	2108400C0	9	9

Overlook Hospital-NJ

	Code	Quota	Matched
Summit			
Family Medicine	1408120C0	7	7
Internal Medicine	1408140C0	11	11
Medicine-Preliminary	1408140P0	2	2

RWJUH Somerset-NJ

	Code	Quota	Matched
Somerville			
Family Medicine	1934120C0	7	7

Raritan Bay Med Ctr-NJ

	Code	Quota	Matched
Perth Amboy			
Internal Medicine	1873140C0	8	8

Rowan University SOM- NJ

	Code	Quota	Matched
Stratford			
Emergency Medicine	2120110C0	11	9
Family Medicine/Osteopathic	2120120C0	8	8
Internal Medicine	2120140C0	18	10
Obstetrics-Gynecology	2120220C0	2	2
Orthopaedic Surgery	2120260C0	5	5
Psychiatry	2120400C0	4	4
Surgery-General	2120440C0	5	5

Rutgers-New Jersey Medical School

	Code	Quota	Matched
Newark			
Anesthesiology	1398040A0	8	8
Anesthesiology	1398040C0	4	4
Emergency Medicine	1398110C0	8	8
Internal Medicine	1398140C0	33	33
Internal Med/Trinitas	1398140C2	10	10
Medicine-Preliminary	1398140P0	11	11
Med-Prelim/Anesthesiology	1398140P3	0	0
Neurological Surgery	1398160C0	3	3
Neurology	1398180C0	5	5
Neurology	1398180R0	1	1
Child Neurology	1398185A0	1	0

NRMP Program Results 2020 Main Residency Match®

Rutgers-New Jersey Medical School (Continued)

Child Neurology	1398185C0	1	1
Orthopaedic Surgery	1398260C0	6	6
Otolaryngology	1398280C0	4	4
Pathology	1398300C0	5	5
Phys Medicine & Rehab	1398340A0	8	8
Plastic Surgery (Integrated)	1398362C0	2	2
Psychiatry	1398400C0	6	6
Radiology-Diagnostic	1398420A0	4	4
General Surgery	1398440C0	10	10
Surgery-Preliminary	1398440P0	19	11
Surg-Prelim/Anesthesiology	1398440P4	1	1
Medicine-Pediatrics	1398700C0	4	4

Rutgers-R W Johnson Medical School-NJ

New Brunswick	Code	Quota	Matched
Anesthesiology	2918040A0	12	12
Dermatology	2918080A0	1	1
Emergency Medicine	2918110C0	6	6
Family Medicine/A-Prog	2918120C0	5	5
Family Med/CentraState	2918120C2	6	6
Internal Medicine	2918140C0	22	22
Neurology	2918180A0	4	4
Obstetrics-Gynecology	2918220C0	5	5
Orthopaedic Surgery	2918260C0	3	3
Pathology	2918300C0	3	3
Pediatrics	2918320C0	11	8
Psychiatry	2918400C0	6	6
Interventional Radiology (Integ)	2918416A0	1	1
Radiology-Diagnostic	2918420A0	4	4
Radiology-Diagnostic	2918420R0	1	1
Radiation Oncology	2918430A0	2	2
General Surgery	2918440C0	7	7
Surgery-Preliminary	2918440P0	8	0
Vascular Surgery	2918451C0	1	1

Seton Hall Univ Sch of Health & Med Sci-NJ

South Orange	Code	Quota	Matched
Internal Med/St Francis	3194140C1	10	10

St Barnabas Med Ctr-NJ

Livingston	Code	Quota	Matched
Obstetrics-Gynecology	1396220C0	10	10
Radiology-Diagnostic	1396420A0	4	4

St Josephs Univ Med Ctr-NJ

Paterson	Code	Quota	Matched
Anesthesiology	1406040A0	7	7
Anesthesiology	1406040R0	2	2
Emergency Medicine	1406110C0	8	8
Family Medicine	1406120C0	4	4
Internal Medicine	1406140C1	19	19
Obstetrics-Gynecology	1406220C0	3	3
Orthopaedic Surgery	1406260C0	3	3
Pediatrics	1406320C0	12	12
General Surgery	1406440C0	3	3
Surg-Prelim/Anesthesiology	1406440P0	2	1
Surgery-Preliminary	1406440P1	1	0

St Lukes Warren Hospital-NJ

Phillipsburg	Code	Quota	Matched
Family Medicine	2091120C0	7	7

St Peters University Hosp-NJ

New Brunswick	Code	Quota	Matched
Internal Medicine	3211140C0	17	17
Obstetrics-Gynecology	3211220C0	5	5
Pediatrics	3211320C0	8	8

Virtua Family Med-NJ

Voorhees	Code	Quota	Matched
Family Medicine	3084120C0	6	6

NEW MEXICO

Hidalgo Medical Services-NM

Silver City	Code	Quota	Matched
Family Medicine	1622120C0	2	2

Memorial Med Ctr-NM

Las Cruces	Code	Quota	Matched
Family Medicine	1214120C0	6	6
Family Medicine/Rural	1214120C1	3	3

MountainView Reg Med Ctr-NM

Las Cruces	Code	Quota	Matched
Internal Medicine	2182140C0	8	8
Osteo Neuromusculo Med	2182275A0	2	2
Transitional	2182999P0	4	4
Transitional/ONMM	2182999P1	2	2

Northern NM Family Med

Santa Fe	Code	Quota	Matched
Family Medicine	1277120C0	4	4

U New Mexico SOM

Albuquerque	Code	Quota	Matched
Anesthesiology	1962040A0	1	1
Anesthesiology	1962040C0	6	6
Anesthesiology	1962040R0	1	1
Dermatology	1962080A0	3	1
Dermatology	1962080R0	1	1
Emergency Medicine	1962110C0	12	12
Family Medicine	1962120C0	14	14
Internal Medicine	1962140C0	26	26
Medicine-Preliminary	1962140P0	8	8
Neurology	1962180C0	5	5
Child Neurology	1962185C0	2	0
Obstetrics-Gynecology	1962220C0	6	6
Orthopaedic Surgery	1962260C0	5	5
Otolaryngology	1962280C0	2	2
Pathology	1962300C0	4	4
Pediatrics	1962320C0	16	16
Phys Medicine & Rehabi	1962340C0	5	5
Plastic Surgery (Integrated)	1962362C0	1	1
Psychiatry	1962400C0	10	10
Psychiatry/Child	1962400C1	2	1
Radiology-Diagnostic	1962420A0	8	8
General Surgery	1962440C0	6	6
Surgery-Preliminary	1962440P1	3	1

NRMP Program Results 2020 Main Residency Match®

NEW YORK

Albany Med Ctr-NY

Albany	Code	Quota	Matched
Anesthesiology	1414040C0	6	6
Emergency Medicine	1414110C0	12	12
Family Medicine	1414120C0	6	6
Internal Medicine	1414140C0	16	16
Medicine-Preliminary	1414140P0	8	3
Neurological Surgery	1414160C0	2	2
Neurology	1414180C0	6	5
Obstetrics-Gynecology	1414220C0	6	6
Orthopaedic Surgery	1414260C0	5	5
Otolaryngology	1414280C0	2	2
Pathology	1414300C0	3	3
Pediatrics	1414320C0	11	11
Phys Medicine & Rehab	1414340C0	2	2
Plastic Surgery (Integrated)	1414362C0	2	2
Psychiatry	1414400C0	8	8
Interventional Radiology (Integ)	1414416C0	1	1
Radiology-Diagnostic	1414420A0	5	4
General Surgery	1414440C0	6	6
Surgery-Preliminary	1414440P0	3	1
Vascular Surgery	1414451C0	1	1
Medicine-Pediatrics	1414700C0	4	4

Arnot Ogden Med Ctr-NY

Elmira	Code	Quota	Matched
Emergency Medicine	2113110C0	6	6
Family Medicine	2113120C0	8	8
Internal Medicine	2113140C0	10	10
Psychiatry	2113400C0	4	4
Radiology-Diagnostic	2113420C0	2	2
General Surgery	2113440C0	2	2

Bassett Med Ctr-NY

Cooperstown	Code	Quota	Matched
Internal Medicine	1442140C0	10	10
Medicine-Preliminary	1442140P0	1	1
General Surgery	1442440C0	3	3
Surgery-Preliminary	1442440P0	2	1
Transitional	1442999P0	9	9
Transitional/Hopkins	1442999P1	0	0

BronxCare Health System-NY

Bronx	Code	Quota	Matched
Pediatrics-Primary	1471320M1	14	14
General Surgery	1471440C0	3	3
Surgery-Preliminary	1471440P0	6	1
Transitional	1471999P0	6	5

Brookdale Hosp Med Ctr-NY

Brooklyn	Code	Quota	Matched
Emergency Medicine	1419110C0	9	9
Psychiatry	1419400C0	6	6
General Surgery	1419440C0	3	3
Surgery-Preliminary	1419440P0	9	1

Brooklyn Hosp Ctr-NY

Brooklyn	Code	Quota	Matched
Emergency Medicine	1420110C0	8	8

Family Medicine	1420120C0	7	7
Internal Medicine	1420140C0	29	29
Obstetrics-Gynecology	1420220C0	4	4
Pediatrics	1420320C0	11	11
General Surgery	1420440C0	3	3
Surgery-Preliminary	1420440P0	6	2

Burke Rehabilitation Hosp-NY

White Plains	Code	Quota	Matched
Phys Medicine & Rehab	1940340A0	6	6

Cayuga Med Ctr-NY

Ithaca	Code	Quota	Matched
Internal Medicine	2207140C0	8	8
Int Med/Cayuga-Cornell	2207140C1	2	2

Coney Island Hospital-NY

Brooklyn	Code	Quota	Matched
Emergency Medicine	1422110C0	6	6
Internal Medicine	1422140C0	24	24
Obstetrics-Gynecology	1422220C0	3	3
Transitional	1422999P0	6	6

Creedmoor Psych Ctr-NY

Queens Village	Code	Quota	Matched
Psychiatry	2599400C0	4	4

Ellis Hospital-NY

Schenectady	Code	Quota	Matched
Family Medicine	1513120C0	10	10

Family Health Ctrs at NYU Langone-NY

Brooklyn	Code	Quota	Matched
Internal Medicine	1663140C0	6	6

Flushing Hospital Med Ctr-NY

Flushing	Code	Quota	Matched
Internal Medicine	1445140C0	15	15
Medicine-Preliminary	1445140P0	10	10
Obstetrics-Gynecology	1445220C0	3	3
Ob-Gyn/Preliminary	1445220P0	1	1
Pediatrics	1445320C0	9	9
General Surgery	1445440C0	3	3

Good Samaritan Hosp Med Ctr-NY

West Islip	Code	Quota	Matched
Emergency Medicine	2007110C0	6	6
Family Medicine	2007120C0	5	5
Obstetrics-Gynecology	2007220C0	4	4
Pediatrics	2007320C0	5	5
Phys Medicine & Rehab	2007340A0	2	2

Harlem Hospital Ctr-NY

New York	Code	Quota	Matched
Internal Medicine	1478140C0	25	25
Pediatrics	1478320C0	7	7
Psychiatry	1478400C0	8	8
Radiology-Diagnostic	1478420A0	2	1
General Surgery	1478440C0	3	3
Surgery-Preliminary	1478440P0	7	6

NRMP Program Results 2020 Main Residency Match®

Health Quest-NY

	Code	Quota	Matched
Lagrangerville			
Anesthesiology	2183040C0	6	6
Anesthesiology	2183040R0	6	6
Emergency Medicine	2183110C0	10	10
Family Medicine	2183120C0	8	8
Internal Medicine	2183140C0	25	25
Obstetrics-Gynecology	2183220C0	6	6
Psychiatry	2183400C0	8	7
General Surgery	2183440C0	3	3
Transitional	2183999P0	12	12

Hosp For Special Surgery-NY

	Code	Quota	Matched
New York			
Orthopaedic Surgery	3128260C0	9	9

Icahn SOM Beth Israel-NY

	Code	Quota	Matched
New York			
Internal Medicine	1470140C0	23	23
Medicine-Preliminary	1470140P0	10	10
Med-Prelim/Neurology	1470140P1	5	5
Med-Prelim/Ophthalmology	1470140P2	10	10
Neurology	1470180A0	5	5
Psychiatry	1470400C0	13	13

Icahn SOM Elmhurst Hosp Ctr-NY

	Code	Quota	Matched
Elmhurst			
Internal Medicine	1491140C0	15	15
Medicine-Preliminary	1491140P0	9	9

Icahn SOM James J Peters VAMC-NY

	Code	Quota	Matched
Bronx			
Internal Medicine	1477140C0	19	19
Medicine-Preliminary	1477140P0	7	7

Icahn SOM Queens Hosp-NY

	Code	Quota	Matched
Jamaica			
Internal Medicine	1489140C0	20	20
Medicine Preliminary	1489140P0	8	1
Obstetrics-Gynecology	1489220C0	3	3

Icahn SOM So Nassau Comm Hosp-NY

	Code	Quota	Matched
Oceanside			
Family Medicine	3067120C0	8	8
Internal Medicine	3067140C0	8	8
Int Med/Sabbath Observant	3067140C1	2	2
Obstetrics-Gynecology	3067220C0	3	3
General Surgery	3067440C0	3	3
Transitional	3067999P0	4	4

Icahn SOM St Lukes-Roosevelt-NY

	Code	Quota	Matched
New York			
Anesthesiology	2070040A0	2	2
Anesthesiology	2070040C0	13	13
Anesthesiology	2070040R0	1	1
Emergency Medicine	2070110C0	20	20
Internal Medicine	2070140C0	37	37
Medicine-Primary	2070140M0	4	4
Medicine-Preliminary	2070140P0	19	16
Obstetrics-Gynecology	2070220C0	6	6
Pathology	2070300C0	5	5

Psychiatry	2070400C0	11	11
Radiology-Diagnostic	2070420A0	11	11
General Surgery	2070440C0	5	5
Surgery-Preliminary	2070440P0	6	5

Icahn SOM at Mount Sinai-NY

	Code	Quota	Matched
New York			
Anesthesiology	1490040C0	26	26
Dermatology	1490080A0	8	8
Emergency Medicine	1490110C0	25	25
Family Medicine	1490120C0	6	6
Internal Medicine	1490140C0	36	36
Internal Med/Research	1490140C1	4	4
Internal Med/Comm Prim Care	1490140C2	6	6
Neurological Surgery	1490160C0	2	2
Neurology	1490180A0	2	2
Neurology	1490180C0	8	8
Obstetrics-Gynecology	1490220C0	8	8
Orthopaedic Surgery	1490260C0	7	7
Otolaryngology	1490280C0	6	6
Pathology	1490300C0	6	6
Pediatrics	1490320C0	16	16
Pediatrics/Research	1490320C1	1	1
Pediatrics-Preliminary	1490320P1	1	1
Phys Medicine & Rehab	1490340A0	2	2
Phys Medicine & Rehab	1490340C0	5	5
Plastic Surgery (Integrated)	1490362C0	3	3
Psychiatry	1490400C0	14	14
Psych/Physician-Scientist	1490400C2	2	2
Psych/Res+PhD	1490400C3	0	0
Interventional Radiology (Integ)	1490416A0	2	2
Radiology-Diagnostic	1490420A0	8	8
Radiation Oncology	1490430A0	2	2
General Surgery	1490440C0	8	8
Surgery-Preliminary	1490440P0	14	11
Surg-Prelim/Designated	1490440P1	2	1
Vascular Surgery	1490451C0	3	3
Thoracic Surgery	1490461C0	2	2
Medicine-Pediatrics	1490700C1	4	4
Peds/Psych/Child Psych	1490730C0	2	2
Pediatrics-Medical Genetics	1490765C0	1	1
Medicine-Medical Genetics	1490766C0	0	0

Institute for Family Health-NY

	Code	Quota	Matched
New York			
Family Medicine/Mid-Hudson	2004120C0	10	10
Family Medicine/Harlem-Mt Sinai	2004120C1	7	7
Fam Med/Mid-Hudson/Osteopathic	2004120C2	0	0

Interfaith Med Ctr-NY

	Code	Quota	Matched
Brooklyn			
Psychiatry	1425400C0	8	8

Jacobi Med Ctr/Einstein-NY

	Code	Quota	Matched
Bronx			
Internal Medicine	3172140C0	27	27
Int Med/Sabbath Observed	3172140C1	2	2
Medicine-Primary	3172140M0	4	4
Medicine-Preliminary	3172140P0	7	7
Pediatrics	3172320C0	15	15

NRMP Program Results 2020 Main Residency Match®

Jacobi Med Ctr/Einstein-NY (Continued)

Radiology-Diagnostic	3172420A0	3	3
Radiology-Diagnostic - Sabbath	3172420A1	1	1

Jamaica Hosp Med Ctr-NY

Jamaica	Code	Quota	Matched
Family Medicine	1449120C0	10	10
Obstetrics-Gynecology	1449220C0	3	3
Ob-Gyn/Preliminary	1449220P0	1	1

Kingsbrook Jewish Med Ctr-NY

Brooklyn	Code	Quota	Matched
Phys Medicine & Rehab	1476340A0	3	3

Lincoln Med Ctr-NY

Bronx	Code	Quota	Matched
Emergency Medicine	1484110C0	11	11
Internal Medicine	1484140C0	31	31
Medicine-Preliminary	1484140P0	21	19
Obstetrics-Gynecology	1484220C0	4	4
Pediatrics-Primary	1484320M0	17	17
Psychiatry	1484400C0	4	4
General Surgery	1484440C0	3	3
Surgery-Preliminary	1484440P0	4	4
Transitional	1484999P0	13	13

Maimonides Med Ctr-NY

Brooklyn	Code	Quota	Matched
Anesthesiology	1428040A0	10	10
Anesthesiology	1428040R0	1	1
Emergency Medicine	1428110C0	18	18
Internal Medicine	1428140C0	29	29
Internal Medicine/ROAP	1428140C1	1	1
Medicine-Preliminary	1428140P0	16	16
Obstetrics-Gynecology	1428220C0	6	6
Orthopaedic Surgery	1428260C0	3	3
Pediatrics-Primary	1428320M0	18	18
Psychiatry	1428400C0	8	8
Radiology-Diagnostic	1428420A0	4	4
General Surgery	1428440C0	4	4
Surgery-Preliminary	1428440P0	4	4

Memorial Sloan-Kettering-NY

New York	Code	Quota	Matched
Radiation Oncology	1466430A0	6	6
Transitional	1466999P0	24	24

Montefiore Med Ctr/Einstein-NY

Bronx	Code	Quota	Matched
Anesthesiology	3153040A0	6	6
Anesthesiology	3153040C0	11	11
Dermatology	3153080A0	7	7
Emergency Medicine/Jacobi	3153110C0	21	21
Family Medicine	3153120C0	10	10
Internal Medicine	3153140C0	39	39
Internal Med/Wakefield	3153140C3	23	23
Med-Primary/Social Int Med	3153140M0	10	10
Medicine-Preliminary	3153140P0	1	1
Med-Prelim/Wakefield	3153140P3	8	7
Med-Prelim/Ophthalmology	3153140P4	5	5
Neurological Surgery	3153160C0	1	1

Neurology	3153180A0	4	4
Neurology	3153180C0	5	5
Neurology	3153180R0	1	1
Child Neurology	3153185A0	1	0
Child Neurology	3153185C0	1	1
Obstetrics-Gynecology	3153220C0	11	11
Ob-Gyn/Preliminary	3153220P0	2	0
Orthopaedic Surgery	3153260C0	6	6
Otolaryngology	3153280C0	4	4
Pathology	3153300C0	7	7
Pediatrics	3153320C0	24	24
Pediatrics-Primary/Social	3153320M0	4	4
Peds-Prelim/Child Neurology	3153320P0	0	0
Phys Medicine & Rehab	3153340A0	9	9
Plastic Surgery (Integrated)	3153362C0	2	2
Psychiatry	3153400C0	12	12
Interventional Radiology (Integ)	3153416A0	2	2
Radiology-Diagnostic	3153420A0	7	7
Radiation Oncology	3153430A0	1	1
General Surgery	3153440C0	10	10
Surgery-Preliminary	3153440P3	20	3
Vascular Surgery	3153451C0	1	1

Montefiore-New Rochelle/Einstein-NY

New Rochelle	Code	Quota	Matched
Internal Medicine	1459140C0	11	11
Medicine-Preliminary	1459140P0	8	8

NYCOMEC-NY

Old Westbury	Code	Quota	Matched
Family Medicine/NUMC	2125120C1	7	7

NYMC-Metropolitan Hosp Ctr-NY

Valhalla	Code	Quota	Matched
Anesthesiology	1473040C0	4	4
Anesthesiology	1473040R0	4	3
Dermatology	1473080A0	2	2
Dermatology	1473080R0	1	1
Emergency Medicine	1473110C0	13	13
Internal Medicine	1473140C0	20	20
Medicine-Preliminary	1473140P0	7	7
Pediatrics	1473320C0	6	5
Phys Medicine & Rehab	1473340A1	3	3
Phys Medicine & Rehab	1473340R1	1	1
Psychiatry	1473400C0	7	7
General Surgery	1473440C0	3	3
Surgery-Preliminary	1473440P0	3	3

NYMC-St Josephs Med Ctr-NY

Valhalla	Code	Quota	Matched
Family Medicine	1525120C0	10	10

NYMC-Westchester/Metropolitan-NY

Valhalla	Code	Quota	Matched
Obstetrics-Gynecology	1443220C0	4	4
Ob-Gyn/Preliminary	1443220P0	1	1

NYP Brooklyn Methodist Hosp-NY

Brooklyn	Code	Quota	Matched
Emergency Medicine	1429110C0	13	13
Internal Medicine	1429140C0	34	34

NRMP Program Results 2020 Main Residency Match®

NYP Brooklyn Methodist Hosp-NY (Continued)

Medicine-Preliminary	1429140P0	9	4
Obstetrics-Gynecology	1429220C0	4	4
Ob-Gyn/Preliminary	1429220P0	1	1
Pediatrics	1429320C0	10	10
Radiation Oncology	1429430A0	2	0
General Surgery	1429440C0	3	3
Surgery-Preliminary	1429440P0	5	5

NYP Hosp-Columbia & Cornell-NY

New York	Code	Quota	Matched
Emergency Medicine	1409110C0	12	12
Otolaryngology	1409280C0	4	4
Phys Medicine & Rehab	1409340A0	8	8

NYP Hosp-Columbia Univ Med Ctr-NY

New York	Code	Quota	Matched
Anesthesiology	1495040C0	24	24
Anesthesiology/Apgar Research	1495040C1	2	2
Dermatology	1495080A0	5	5
Family Medicine	1495120C0	6	6
Internal Medicine	1495140C0	44	44
Neurological Surgery	1495160C0	2	2
Neurology	1495180C0	10	10
Child Neurology	1495185C0	2	2
Obstetrics-Gynecology	1495220C0	6	6
Orthopaedic Surgery	1495260C0	5	5
Ortho Surgery/Research COR 6 yr	1495260C2	1	1
Pathology	1495300C0	6	6
Pediatrics	1495320C0	24	24
Pediatrics/Physician Scientist	1495320C2	1	1
Psychiatry	1495400C0	11	11
Psychiatry/Research	1495400C3	1	1
Interventional Radiology (Integ)	1495416A0	2	2
Radiology-Diagnostic	1495420A0	6	6
Radiation Oncology	1495430A0	2	2
Radiation Oncology	1495430R0	1	1
General Surgery	1495440C0	7	7
Surgery-Preliminary	1495440P0	2	2
Surg-Prelim/Non-designated	1495440P2	5	0
Thoracic Surgery	1495461C0	2	2

NYP Hosp-Weill Cornell Med Ctr-NY

New York	Code	Quota	Matched
Anesthesiology	1492040C0	18	18
Anesthesiology	1492040R0	2	2
Dermatology	1492080A0	4	4
Internal Medicine	1492140C0	36	36
Internal Med/Research	1492140C1	5	5
Medicine-Primary	1492140M0	4	4
Neurological Surgery	1492160C0	2	2
Neurology	1492180C0	8	8
Child Neurology	1492185C0	1	1
Obstetrics-Gynecology	1492220C0	6	6
Ob-Gyn/Preliminary	1492220P0	1	1
Pathology	1492300C0	8	8
Pediatrics	1492320C0	19	19
Plastic Surgery (Integrated)	1492362C0	2	2
Psych/Payne Whitney	1492400C0	10	10

Interventional Radiology (Integ)	1492416C0	3	3
Radiology-Diagnostic	1492420A0	6	6
Radiation Oncology	1492430A0	2	2
General Surgery	1492440C0	8	8
Surgery-Preliminary	1492440P0	5	5

NYU Grossman School Of Medicine-NY

New York	Code	Quota	Matched
Anesthesiology/NYU Man	2978040A0	22	22
Anesthesiology/NYU Bkln	2978040A1	6	6
Dermatology	2978080A0	8	8
Emergency Medicine	2978110C0	18	18
Internal Medicine	2978140C0	26	26
Int Med/Clin Invest Track	2978140C2	6	6
Int Med/NYU-Tisch-Kimmel	2978140C3	12	12
Medicine-Primary/NYU Man	2978140M0	10	10
Medicine-Primary/NYU Bkln	2978140M1	10	10
Med-Prelim/NYU Man	2978140P0	4	4
Med-Prelim/Neurology NYU Man	2978140P1	7	7
Med-Prelim/Anesthesia NYU Man	2978140P2	6	6
Med-Prelim/NYU Bkln	2978140P3	5	3
Med-Prelim/Neurology NYU Bkln	2978140P4	5	5
Med-Prelim/Anesthesia NYU Bkln	2978140P5	4	4
Neurological Surgery	2978160C0	3	3
Neurology/NYU Man	2978180A0	11	11
Neurology/NYU Bkln	2978180A1	5	5
Child Neurology	2978185C0	2	2
Obstetrics-Gynecology	2978220C0	10	10
Ortho Surgery/NYU Hosp Joint Dis	2978260C0	14	14
Otolaryngology	2978280C0	4	4
Pathology	2978300C0	5	5
Pediatrics	2978320C0	18	18
Phys Medicine & Rehab	2978340A0	12	12
Plastic Surgery (Integrated)	2978362C0	4	4
Psychiatry	2978400C0	13	13
Psychiatry/Research/MDPhD	2978400C1	1	1
Psychiatry/Child/Research	2978400C2	1	1
Interventional Radiology (Integ)	2978416A0	2	2
Radiology-Diagnostic	2978420A0	8	8
Radiation Oncology	2978430A0	3	3
General Surgery/NYU Man	2978440C0	7	7
General Surgery/NYU Bkln	2978440C1	3	3
Surg-Prelim/NYU Man	2978440P0	5	2
Surg-Prelim/Int Radiology	2978440P2	1	1
Vascular Surgery	2978451C0	1	1
Thoracic Surgery	2978461C0	1	1

NYU Winthrop Hospital-NY

Mineola	Code	Quota	Matched
Internal Medicine	1455140C0	22	22
Medicine-Preliminary	1455140P0	16	16
Obstetrics-Gynecology	1455220C0	5	5
Orthopaedic Surgery	1455260C0	3	2
Pathology	1455300C0	2	2
Pediatrics	1455320C0	12	12
Radiology-Diagnostic	1455420A0	5	5
General Surgery	1455440C0	5	5
Surgery-Preliminary	1455440P0	5	5

NRMP Program Results 2020 Main Residency Match®

Nassau Univ Med Ctr-NY

	Code	Quota	Matched
East Meadow			
Emergency Medicine	1448110C0	6	6
Internal Medicine	1448140C0	26	11
Medicine-Preliminary	1448140P0	6	5
Med-Prelim/Ophthalmology	1448140P1	4	4
Obstetrics-Gynecology	1448220C0	4	4
Orthopaedic Surgery	1448260C0	2	2
Pediatrics	1448320C0	6	6
Phys Medicine & Rehab	1448340A0	4	4
Plastic Surgery (Integrated)	1448362C0	1	1
Psychiatry	1448400C0	9	9
Radiology-Diagnostic	1448420A0	4	4
General Surgery	1448440C0	3	3
Surgery-Preliminary	1448440P0	7	2

New York-Presbyterian/Queens

	Code	Quota	Matched
Flushing			
Emergency Medicine	1822110C0	9	9
Internal Medicine	1822140C0	18	18
Medicine-Preliminary	1822140P0	6	3
General Surgery	1822440C0	5	5
Surgery-Preliminary	1822440P0	6	1

Niagara Falls Mem Med Ctr-NY

	Code	Quota	Matched
Niagara Falls			
Family Medicine	2205120C0	4	4

Orange Reg Med Ctr-NY

	Code	Quota	Matched
Middletown			
Emergency Medicine	2230110C0	6	6
Family Medicine	2230120C0	4	4
Internal Medicine	2230140C0	11	8
Psychiatry	2230400C0	4	4
General Surgery	2230440C0	3	3
Transitional	2230999P0	12	10

Our Lady Of Lourdes-NY

	Code	Quota	Matched
Binghamton			
Family Medicine	2185120C0	10	10

Richmond Univ Med Ctr-NY

	Code	Quota	Matched
Staten Island			
Internal Medicine	1514140C0	12	12
Medicine-Preliminary	1514140P0	14	8
Obstetrics-Gynecology	1514220C0	4	4
Pediatrics	1514320C0	6	6
Psychiatry	1514400C0	6	6
Radiology-Diagnostic	1514420A0	2	2

Rochester Gen Hosp-NY

	Code	Quota	Matched
Rochester			
Family Medicine	1509120C0	4	4
Internal Medicine	1509140C0	24	24
Obstetrics-Gynecology	1509220C0	5	5
Interventional Radiology (Integ)	1509416A0	1	1
Radiology-Diagnostic	1509420A0	4	4

Rochester Regional Health/Unity Hosp-NY

	Code	Quota	Matched
Rochester			
Internal Medicine	1510140C0	13	13

Medicine-Preliminary 1510140P0 2 2

SUNY HSC Brooklyn-NY

	Code	Quota	Matched
Brooklyn			
Anesthesiology	1426040C0	15	15
Anesthesiology	1426040R0	4	4
Dermatology	1426080A0	8	8
Dermatology	1426080R0	2	2
Emergency Medicine	1426110C0	16	16
Family Medicine	1426120C0	6	6
Internal Medicine	1426140C0	47	47
Medicine-Primary	1426140M0	12	12
Medicine-Preliminary	1426140P0	9	9
Neurology	1426180C0	11	11
Neurology	1426180R0	1	0
Child Neurology	1426185C0	2	2
Obstetrics-Gynecology	1426220C0	6	6
Orthopaedic Surgery	1426260C0	6	6
Otolaryngology	1426280C0	3	3
Pathology	1426300C0	5	5
Pediatrics	1426320C0	28	28
Pediatrics/Shabbat	1426320C1	1	1
Phys Medicine & Rehab	1426340A0	7	7
Psychiatry	1426400C0	12	12
Radiology-Diagnostic	1426420A0	8	8
Radiation Oncology	1426430A0	2	0
General Surgery	1426440C0	8	8
Surgery-Preliminary	1426440P0	11	11
Medicine-Emergency Med	1426705C0	4	4

SUNY Upstate Med University

	Code	Quota	Matched
Syracuse			
Anesthesiology	1516040C0	11	11
Emergency Medicine	1516110C0	12	12
Family Medicine	1516120C0	6	6
Internal Medicine	1516140C0	36	36
Medicine-Preliminary	1516140P0	16	8
Med-Prelim/PM&R	1516140P3	3	3
Med-Prelim/Radiology	1516140P4	3	3
Med-Prelim/Ophthalmology	1516140P5	1	1
Neurological Surgery	1516160C0	2	2
Neurology	1516180C0	9	9
Obstetrics-Gynecology	1516220C0	5	5
Orthopaedic Surgery	1516260C0	5	5
Otolaryngology	1516280C0	3	3
Pathology	1516300C0	3	3
Pediatrics	1516320C0	15	15
Phys Medicine & Rehab	1516340A0	6	6
Psychiatry	1516400C0	8	8
Psych/Rural-Utica	1516400C4	1	0
Psych/Rural-MVPC	1516400C5	2	2
Psych/Rural-SLPC	1516400C6	2	0
Radiology-Diagnostic	1516420A0	7	7
Radiation Oncology	1516430A0	2	2
General Surgery	1516440C0	6	6
Surgery-Preliminary	1516440P0	6	0

Samaritan Med Ctr-NY

	Code	Quota	Matched
Watertown			
Family Medicine	2024120C0	2	1

NRMP Program Results 2020 Main Residency Match®

Samaritan Med Ctr-NY (Continued)

Internal Medicine	2024140C0	2	2
-------------------	-----------	---	---

St Barnabas Hosp-NY

Bronx	Code	Quota	Matched
Dermatology	3113080A0	1	1
Emergency Medicine/Osteopathic	3113110C0	15	15
Osteo Neuromusculo Med	3113275C0	4	3
Pediatrics	3113320C0	6	6
General Surgery	3113440C0	3	3

St Elizabeth Med Ctr-NY

Utica	Code	Quota	Matched
Family Medicine	3064120C0	10	10

St Johns Riverside Hospital-NY

Yonkers	Code	Quota	Matched
Emergency Medicine	1897110C0	9	9
Internal Medicine	1897140C0	8	8
Medicine-Preliminary	1897140P0	6	5

St Josephs Health-NY

Syracuse	Code	Quota	Matched
Family Medicine	1518120C0	14	6
Transitional	1518999P0	6	6

Stony Brook Teach Hosps-NY

Stony Brook	Code	Quota	Matched
Anesthesiology	2919040C0	10	10
Dermatology	2919080A0	3	3
Emergency Medicine	2919110C0	16	16
Family Medicine	2919120C0	7	7
Internal Medicine	2919140C0	31	31
Internal Med/Southampton	2919140C2	7	7
Medicine-Primary	2919140M0	2	2
Neurological Surgery	2919160C0	1	1
Neurology	2919180C0	6	5
Neurology	2919180R0	1	1
Child Neurology	2919185C0	1	1
Child Neurology	2919185R0	1	0
Obstetrics-Gynecology	2919220C0	5	5
Orthopaedic Surgery	2919260C0	5	5
Otolaryngology	2919280C1	1	1
Pathology	2919300C0	3	3
Pediatrics	2919320C0	12	12
Phys Medicine & Rehab	2919340A0	3	3
Psychiatry	2919400C0	6	6
Psychiatry/Comb Adult/Child	2919400C2	2	2
Psychiatry/ELIH	2919400C3	5	5
Intervent Rad (Integ)/Mather	2919416A0	1	0
Radiology-Diagnostic	2919420A0	6	6
Radiology-Diagnostic/Mather	2919420A1	3	3
Radiation Oncology	2919430A0	1	0
General Surgery	2919440C0	5	5
General Surgery/Southampton	2919440C1	3	3
Surgery-Preliminary	2919440P0	6	2
Vascular Surgery	2919451C0	1	1
Medicine-Pediatrics	2919700C0	3	3
Transitional/Southampton	2919999P1	12	12
Transitional/Ophthalmology	2919999P2	3	3

U Rochester/Strong Memorial-NY

Rochester	Code	Quota	Matched
Anesthesiology	1511040C0	16	16
Anesthesiology	1511040R0	1	1
Dermatology	1511080A0	4	4
Dermatology	1511080R0	1	1
Emergency Medicine	1511110C0	14	14
Family Medicine/Urban	1511120C0	10	10
Family Med/Inner City	1511120C1	2	2
Internal Medicine	1511140C0	21	21
Int Med/Research Pathway	1511140C1	0	0
Medicine-Primary	1511140M0	3	3
Medicine-Preliminary	1511140P0	7	7
Neurological Surgery	1511160C0	2	2
Neurology	1511180C0	8	8
Child Neurology	1511185C0	2	2
Obstetrics-Gynecology	1511220C0	8	8
Orthopaedic Surgery	1511260C0	7	7
Ortho Surgery/Research	1511260C1	1	1
Otolaryngology	1511280C0	3	3
Pathology	1511300C0	7	7
Pediatrics	1511320C0	14	12
Phys Medicine & Rehab	1511340C0	3	3
Plastic Surgery (Integrated)	1511362C0	2	2
Psychiatry	1511400C0	6	6
Psychiatry/Child Psych	1511400C1	2	2
Interventional Radiology (Integ)	1511416A0	2	2
Radiology-Diagnostic	1511420A0	9	9
Radiology-Diagnostic	1511420R0	2	2
Radiation Oncology	1511430A0	2	0
General Surgery	1511440C0	7	7
Surg-Prelim/Non-Designated	1511440P2	3	3
Vascular Surgery	1511451C0	2	2
Thoracic Surgery	1511461C0	1	1
Medicine-Pediatrics	1511700C0	9	9

UHS-Wilson Med Ctr-NY

Johnson City	Code	Quota	Matched
Family Medicine	1452120C0	9	9
Medicine-Primary	1452140M0	11	11
Medicine-Preliminary	1452140P0	5	1

UVM Health Network CVPH-NY

Plattsburgh	Code	Quota	Matched
Family Medicine	1813120C0	6	6

University at Buffalo SOM-NY

Buffalo	Code	Quota	Matched
Anesthesiology	3099040C0	12	12
Emergency Medicine	3099110C0	16	16
Fam Med/Buffalo General	3099120C0	4	4
Fam Med/Erie County	3099120C1	4	4
Fam Med/Millard Fillmore	3099120C2	5	5
Family Medicine/Sisters	3099120C5	5	5
Internal Medicine	3099140C0	33	33
Internal Med/Sisters	3099140C5	11	11
Medicine-Preliminary	3099140P1	1	1
Med-Prelim/Sisters	3099140P4	4	3
Med-Prelim/Ophthalmology	3099140P6	3	3

NRMP Program Results 2020 Main Residency Match®

University at Buffalo SOM-NY (Continued)

Neurological Surgery	3099160C0	3	3
Neurology	3099180C0	5	5
Child Neurology	3099185C0	1	1
Obstetrics-Gynecology	3099220C0	8	8
Obstetrics-Gynecology/Sisters	3099220C1	4	4
Orthopaedic Surgery	3099260C0	5	5
Otolaryngology	3099280C0	2	2
Pathology	3099300C0	4	4
Pediatrics	3099320C0	15	15
Psychiatry	3099400C0	4	4
Combined Adult/Child Psych	3099400C1	3	3
Radiology-Diagnostic	3099420A0	4	4
Radiation Oncology	3099430A0	2	1
General Surgery	3099440C0	9	9
Surgery-Preliminary	3099440P0	4	0
Vascular Surgery	3099451C0	1	1
Medicine-Pediatrics	3099700C0	4	4
Medicine-Preventive Med	3099751C0	1	1

Westchester Medical Ctr-NY

Valhalla	Code	Quota	Matched
Anesthesiology	2157040A0	5	5
Anesthesiology	2157040C0	5	5
Internal Medicine	2157140C0	17	17
Internal Medicine/Shabbos	2157140C1	1	1
Medicine-Preliminary	2157140P0	5	5
Med-Prelim/Shabbos	2157140P1	1	1
Med-Prelim/Anesthesiology	2157140P2	2	2
Neurological Surgery	2157160C0	2	2
Neurology	2157180C0	3	3
Orthopaedic Surgery	2157260C0	3	3
Pathology	2157300C0	3	3
Pathology/Shabbos	2157300C1	0	0
Pediatrics	2157320C0	19	19
Peds-Prelim/Neurology-NDD	2157320P0	0	0
Pediatrics-Preliminary	2157320P1	0	0
Psychiatry	2157400C0	10	10
Psychiatry/Shabbos	2157400C1	0	0
Radiology-Diagnostic	2157420A0	5	5
General Surgery	2157440C0	4	4
Surgery-Preliminary	2157440P0	5	2

Woodhull Med Ctr-NY

Brooklyn	Code	Quota	Matched
Medicine-Primary	3116140M0	19	19
Medicine-Preliminary	3116140P0	3	3

Wyckoff Heights Med Ctr-NY

Brooklyn	Code	Quota	Matched
Emergency Medicine	1435110C0	6	6
Internal Medicine	1435140C0	21	21
Obstetrics-Gynecology	1435220C0	2	2
Pediatrics	1435320C0	3	3
General Surgery	1435440C0	4	4

Zucker SOM Northwell Peconic Bay-NY

Riverhead	Code	Quota	Matched
Family Medicine	2200120C0	5	5
Transitional	2200999P0	12	8

Zucker SOM-Northwell Cohen Childrens-NY

New Hyde Park	Code	Quota	Matched
Child Neurology	1861185C0	2	2
Pediatrics	1861320C0	33	33
Pediatrics-Preliminary	1861320P0	0	0

Zucker SOM-Northwell Forest Hills Hosp-NY

Forest Hills	Code	Quota	Matched
Internal Medicine	2062140C0	12	12
Medicine-Preliminary	2062140P0	2	2

Zucker SOM-Northwell Glen Cove Hosp-NY

Glen Cove	Code	Quota	Matched
Family Medicine	1446120C0	7	7

Zucker SOM-Northwell Lenox Hill Hosp-NY

New York	Code	Quota	Matched
Internal Medicine	1483140C0	23	23
Medicine-Primary	1483140M0	3	3
Medicine-Preliminary	1483140P0	16	16
Obstetrics-Gynecology	1483220C0	4	4
Orthopaedic Surgery	1483260C0	2	2
Otolaryngology	1483280C0	2	2
Pathology	1483300C0	2	2
Radiology-Diagnostic	1483420A0	4	4
General Surgery	1483440C0	3	3
Surgery-Preliminary	1483440P0	3	3
Vascular Surgery	1483451C0	1	1

Zucker SOM-Northwell Mather Hosp-NY

Port Jefferson	Code	Quota	Matched
Internal Medicine	2187140C0	15	15
Medicine-Primary	2187140M0	3	3
Medicine-Preliminary	2187140P0	3	3
Psychiatry	2187400C0	6	6
Transitional	2187999P0	10	10
Trans/Radiology Mather	2187999P1	3	3
Trans/Int Radiology Mather	2187999P2	0	0

Zucker SOM-Northwell NS/LIJ-NY

New Hyde Park	Code	Quota	Matched
Anesthesiology	1700040C0	6	6
Dermatology	1700080A0	4	4
Emergency Medicine	1700110C2	23	23
Internal Medicine	1700140C0	36	36
Medicine-Preliminary	1700140P0	22	22
Neurological Surgery	1700160C0	2	2
Neurology	1700180A0	7	7
Obstetrics-Gynecology	1700220C0	10	10
Ob-Gyn/Preliminary	1700220P0	2	0
Orthopaedic Surgery	1700260C0	4	4
Pathology	1700300C0	4	4
Phys Medicine & Rehab	1700340A0	4	4
Plastic Surgery (Integrated)	1700362C0	2	2
Interventional Radiology (Integ)	1700416A0	2	2
Radiology-Diagnostic	1700420A0	10	10
Radiation Oncology	1700430A0	2	2
General Surgery	1700440C0	8	8
Surgery-Preliminary	1700440P0	12	1
Thoracic Surgery	1700461C0	1	1

NRMP Program Results 2020 Main Residency Match®

Zucker SOM-Northwell NS/LIJ-NY (Continued)

Medicine-Emergency Med	1700705C0	2	2
------------------------	-----------	---	---

Zucker SOM-Northwell Phelps Hosp-NY

Sleepy Holllow			
Family Medicine	1453120C0	8	8

Zucker SOM-Northwell Plainview Hosp-NY

Plainview			
Family Medicine	1938120C0	10	10
Orthopaedic Surgery	1938260C0	6	6
Transitional	1938999P0	10	10

Zucker SOM-Northwell Southside Hosp-NY

Bay Shore			
Emergency Medicine	1417110C0	6	6
Obstetrics-Gynecology	1417220C0	4	4

Zucker SOM-Northwell Staten Island Univ-NY

Staten Island			
Emergency Medicine	1515110C0	10	10
Internal Medicine	1515140C0	33	33
Medicine-Preliminary	1515140P0	20	20
Obstetrics-Gynecology	1515220C0	4	4
Pathology	1515300C0	3	3
Pediatrics	1515320C0	8	8
Psychiatry	1515400C0	4	4
Radiology-Diagnostic	1515420A0	4	4
General Surgery	1515440C0	3	3
Surgery-Preliminary	1515440P0	6	5

Zucker SOM-Northwell Zucker Hillside-NY

Glen Oaks			
Psychiatry	1860400C0	13	13

NORTH CAROLINA

Atrium Health Cabarrus-NC

Concord			
Family Med/Cabarrus	1231120C0	8	8

Campbell University-NC

Lillington			
Dermatology/Sampson RMC	2128080A0	2	2
Dermatology/Sampson RMC	2128080R0	2	2
Emergency Medicine/Cape Fear	2128110C0	8	8
Emergency Med/Southeastern Hlth	2128110C1	6	6
Family Medicine/Harnett Health	2128120C0	4	4
Family Medicine/Sampson RMC	2128120C1	4	4
Family Medicine/Southeastern Hlth	2128120C2	8	5
Family Medicine/Conway MC	2128120C3	8	8
Internal Medicine/Cape Fear	2128140C0	15	6
Internal Medicine/Southeastern Hlth	2128140C1	13	13
Internal Medicine/Harnett Health	2128140C2	8	4
Obstetrics-Gynecology/Cape Fear	2128220C0	4	4
Psychiatry/Cape Fear	2128400C0	4	4
General Surgery/Cape Fear	2128440C0	3	3
Transitional/Cape Fear	2128999P0	13	4
Transitional/Harnett Health	2128999P1	13	1
Transitional/Sampson RMC	2128999P2	2	2
Trans/Sampson RMC Dermatology	2128999P3	2	2

Carolinas HealthCare Sys Blue Ridge-NC

Morganton			
Internal Medicine	1914140C0	8	7

Carolinas Med Ctr-NC

Charlotte			
Emergency Medicine	1527110C0	14	14
Family Med/Elizabeth/Traditional	1527120C0	6	6
Family Med/Biddle Point/Urban	1527120C1	3	3
Family Med/Union/Apprenticeship	1527120C2	3	3
Internal Medicine	1527140C0	12	12
Medicine-Preliminary	1527140P0	6	6
Med-Prelim/PM&R	1527140P1	1	1
Neurological Surgery	1527160C0	1	1
Obstetrics-Gynecology	1527220C0	6	6
Orthopaedic Surgery	1527260C0	6	6
Pediatrics	1527320C0	12	12
Phys Medicine & Rehab	1527340A0	5	5
Psychiatry	1527400C0	4	4
General Surgery	1527440C0	6	6
Surgery-Preliminary	1527440P0	1	0

Cone Health-NC

Greensboro			
Family Medicine	1943120C0	8	5
Internal Medicine	1943140C0	6	6
Medicine-Preliminary	1943140P0	4	4

Duke Univ Med Ctr-NC

Durham			
Anesthesiology	1529040C0	12	12
Anesthesiology/ACES 60 months	1529040C1	2	2
Anesthesiology	1529040R0	1	1
Dermatology	1529080A0	4	4
Dermatology/Diversity	1529080A2	1	1
Dermatology/Research	1529080A3	0	0
Emergency Medicine	1529110C0	12	12
Family Medicine	1529120C0	6	6
Internal Medicine	1529140C0	46	46
Medicine-Preliminary	1529140P0	4	4
Med-Prelim/Neurology	1529140P1	7	7
Med-Prelim/Ophthalmology	1529140P2	5	5
Neurological Surgery	1529160C0	3	3
Neurology	1529180A0	7	7
Child Neurology	1529185A0	1	1
Child Neurology	1529185C0	2	2
Obstetrics-Gynecology	1529220C0	8	8
Orthopaedic Surgery	1529260C0	8	8
Otolaryngology	1529280C0	4	4
Otolaryngology/Research	1529280C1	1	1
Pathology	1529300C0	5	5
Pediatrics	1529320C0	14	14
Pediatrics/Research Scholars	1529320C1	2	2
Plastic Surgery (Integrated)	1529362C0	3	3
Psychiatry	1529400C0	10	10
Psychiatry/Research	1529400C3	2	2
Interventional Radiology (Integ)	1529416A0	3	3
Radiology-Diagnostic	1529420A0	10	10
Radiation Oncology	1529430A0	3	3

NRMP Program Results 2020 Main Residency Match®

Duke Univ Med Ctr-NC (Continued)

Rad Onc/Research Scholar	1529430A1	1	1
General Surgery	1529440C0	7	7
Surgery-Preliminary	1529440P0	3	1
Surg-Prelim/Int Radiology	1529440P4	3	0
Thoracic Surgery	1529461C0	1	1
Medicine-Pediatrics	1529700C0	6	6
Medicine-Psychiatry	1529715C0	2	2

Mountain AHEC-NC

Asheville	Code	Quota	Matched
Family Medicine/Asheville	3023120C0	12	12
Family Med/Hendersonville	3023120C1	5	5
Family Medicine/Boone	3023120C2	4	3
Obstetrics-Gynecology	3023220C0	4	4
Psychiatry	3023400C0	6	6
General Surgery	3023440C0	5	5

New Hanover Reg Med Ctr-NC

Wilmington	Code	Quota	Matched
Family Medicine	1534120C0	6	4
Internal Medicine	1534140C0	7	7
Medicine-Preliminary	1534140P0	2	2
Obstetrics-Gynecology	1534220C0	4	4
Ob-Gyn/Preliminary	1534220P1	1	1
General Surgery	1534440C0	4	4
Surgery-Preliminary	1534440P0	1	1

Novant Health-NC

Cornelius	Code	Quota	Matched
Family Medicine	1891120C0	6	6

Southern Regional AHEC-NC

Fayetteville	Code	Quota	Matched
Family Medicine	3046120C0	8	8

U North Carolina Hospitals

Chapel Hill	Code	Quota	Matched
Anesthesiology	1900040A0	2	2
Anesthesiology	1900040C0	10	10
Anesthesiology	1900040R0	2	2
Dermatology	1900080A0	5	5
Emergency Medicine	1900110C0	12	12
Family Medicine	1900120C0	8	8
Family Med/Underserved	1900120C1	6	6
Internal Medicine	1900140C0	27	27
Internal Med/Research	1900140C1	2	2
Medicine-Preliminary	1900140P0	10	10
Neurological Surgery	1900160C0	2	2
Neurology	1900180C0	7	7
Child Neurology	1900185C0	2	2
Obstetrics-Gynecology	1900220C0	7	7
Orthopaedic Surgery	1900260C0	4	4
Ortho Surgery/Research 6 yr	1900260C1	1	1
Otolaryngology	1900280C0	3	3
Otolaryngology/Research	1900280C1	1	1
Pathology	1900300C0	4	4
Pediatrics	1900320C0	17	17
Pediatrics-Primary	1900320M0	4	4
Pediatrics-Preliminary	1900320P0	2	2

Phys Medicine & Rehab	1900340C0	3	3
Plastic Surgery (Integrated)	1900362C0	2	2
Psychiatry	1900400C0	17	17
Interventional Radiology (Integ)	1900416A0	2	2
Radiology-Diagnostic	1900420A0	9	9
Radiation Oncology	1900430A0	2	2
General Surgery	1900440C0	7	7
Surgery-Preliminary	1900440P0	8	7
Vascular Surgery	1900451C0	1	1
Thoracic Surgery	1900461C0	1	1
Medicine-Pediatrics	1900700C0	6	6

Vidant Med Ctr/East Carolina Univ-NC

Greenville	Code	Quota	Matched
Emergency Medicine	3057110C0	12	12
Family Medicine	3057120C0	12	12
Internal Medicine	3057140C0	16	16
Medicine-Preliminary	3057140P0	6	2
Obstetrics-Gynecology	3057220C0	5	5
Pathology	3057300C0	3	2
Pediatrics	3057320C0	10	10
Phys Medicine & Rehab	3057340C0	5	5
Psychiatry	3057400C0	8	8
General Surgery	3057440C0	5	5
Surgery-Preliminary	3057440P0	4	2
Medicine-Pediatrics	3057700C0	6	6
Medicine-Emergency Med	3057705C0	2	2
Medicine-Psychiatry	3057715C0	2	2

Wake Forest Baptist Med Ctr-NC

Winston Salem	Code	Quota	Matched
Anesthesiology	1537040C0	14	14
Dermatology	1537080A0	4	4
Emergency Medicine	1537110C0	15	15
Family Medicine	1537120C0	10	10
Internal Medicine	1537140C0	30	30
Medicine-Primary	1537140M0	4	4
Medicine-Preliminary	1537140P0	6	6
Neurological Surgery	1537160C0	2	2
Neurology	1537180C0	6	6
Child Neurology	1537185C0	2	2
Obstetrics-Gynecology	1537220C0	6	6
Orthopaedic Surgery	1537260C0	5	5
Otolaryngology	1537280C0	3	3
Pathology	1537300C0	5	5
Pediatrics	1537320C0	14	14
Plastic Surgery (Integrated)	1537362C0	3	3
Psychiatry	1537400C0	7	7
Interventional Radiology (Integ)	1537416C0	1	1
Radiology-Diagnostic	1537420A0	9	9
Radiation Oncology	1537430A0	1	1
General Surgery	1537440C0	7	7
Surgery-Preliminary	1537440P0	9	3

NORTH DAKOTA

Altru Health System-ND

Grand Forks	Code	Quota	Matched
Family Med/Grand Forks	1100120C0	8	8

NRMP Program Results 2020 Main Residency Match®

U North Dakota SOM

Grand Forks	Code	Quota	Matched
Family Med/Bismarck	1539120C1	4	4
Family Medicine/Minot	1539120C2	6	6
Family Medicine/Hettinger	1539120C3	2	0
Family Medicine/Rural Williston	1539120C4	2	2
Family Medicine/Fargo	1539120C5	6	6
Internal Medicine	1539140C0	8	8
Orthopaedic Surgery	1539260C0	3	3
Psychiatry	1539400C0	6	6
General Surgery	1539440C0	3	3
General Surgery/Rural	1539440C1	2	2
Surgery-Preliminary	1539440P0	3	2
Transitional	1539999P0	8	8

OHIO

Adena Health System-OH

Chillicothe	Code	Quota	Matched
Family Medicine	2127120C0	4	4
Internal Medicine	2127140C0	5	4
Psychiatry	2127400C0	3	3

Akron Gen Med Ctr/NEOMED-OH

Akron	Code	Quota	Matched
Emergency Medicine	1542110C0	11	11
Family Medicine	1542120C0	7	4
Internal Medicine	1542140C0	12	12
Medicine-Preliminary	1542140P0	4	2
Obstetrics-Gynecology	1542220C0	5	5
Orthopaedic Surgery	1542260C0	3	3
General Surgery	1542440C0	3	3
Surgery-Preliminary	1542440P1	2	0

Aultman Hospital/NEOMED-OH

Canton	Code	Quota	Matched
Family Medicine	1544120C0	7	7
Obstetrics-Gynecology	1544220C0	4	4
Radiology-Diagnostic	1544420A0	4	4

Bethesda Hospital-OH

Cincinnati	Code	Quota	Matched
Family Medicine	2689120C0	7	7

Canton Med Ed Fdn/NEOMED-OH

Canton	Code	Quota	Matched
Internal Medicine	2009140C0	13	13

Case Western/MetroHealth Med Ctr-OH

Cleveland	Code	Quota	Matched
Anesthesiology	1553040A0	4	4
Anesthesiology	1553040C0	3	3
Dermatology	1553080A0	2	2
Emergency Medicine	1553110C0	13	13
Family Medicine	1553120C0	7	4
Internal Medicine	1553140C0	21	21
Internal Med/Leadership in Med Ed	1553140C5	1	1
Medicine-Preliminary	1553140P0	6	6
Med-Prelim/Anesthesiology	1553140P1	1	1
Obstetrics-Gynecology	1553220C0	5	5
Pathology	1553300C0	2	2

Pediatrics	1553320C0	8	8
Phys Medicine & Rehab	1553340A0	3	3
Phys Medicine & Rehab	1553340C0	3	3
Psychiatry	1553400C0	5	5
Radiology-Diagnostic	1553420A0	5	5
Radiology-Diagnostic	1553420R1	1	1
Medicine-Pediatrics	1553700C0	6	5

Case Western/Univ Hosps Cleveland Med Ctr-OH

Cleveland	Code	Quota	Matched
Anesthesiology	1552040C0	12	12
Anes/CCM-Periop Leadership	1552040C1	1	1
Anesthesiology/Funded	1552040C3	1	0
Dermatology	1552080A0	4	4
Dermatology/Osteopathic	1552080A1	2	2
Emergency Medicine	1552110C0	12	12
Family Medicine	1552120C0	7	7
Internal Medicine	1552140C0	22	22
Int Med/International Health	1552140C1	1	1
Int Med/Harrington Phys-Sci Path	1552140C2	2	2
Int Med/Center of Excellence	1552140C5	5	5
Int Med/International Scholar	1552140C6	2	2
Int Med/Leadership in Med Ed	1552140C8	2	2
Medicine-Preliminary	1552140P0	5	5
Med-Prelim/Intl Scholar	1552140P2	1	1
Med-Prelim/Ophthalmology	1552140P3	6	6
Neurological Surgery	1552160C0	4	4
Neurology	1552180C0	9	9
Neurology/Funded	1552180C1	3	3
Child Neurology	1552185C0	1	1
Obstetrics-Gynecology	1552220C0	6	6
Orthopaedic Surgery	1552260C0	5	5
Ortho Surgery/Research	1552260C2	1	1
Ortho Surgery/Regional	1552260C3	1	1
Otolaryngology	1552280C0	4	4
Pathology	1552300C0	6	6
Pediatrics	1552320C0	28	28
Plastic Surgery (Integrated)	1552362C0	2	2
Psychiatry	1552400C0	9	9
Radiology-Diagnostic	1552420A0	10	10
Radiation Oncology	1552430A0	1	0
General Surgery	1552440C0	7	7
Surgery-Preliminary	1552440P0	10	10
Vascular Surgery	1552451C0	1	1
Medicine-Pediatrics	1552700C0	4	4
Family Med-Preventive Med	1552752C0	1	1
Pediatrics-Medical Genetics	1552765C0	1	1
Medicine-Medical Genetics	1552766C0	1	1

Childrens Hospital-NEOMED-OH

Akron	Code	Quota	Matched
Pediatrics	1895320C0	21	21

Christ Hospital-OH

Cincinnati	Code	Quota	Matched
Family Medicine	1547120C0	7	7
Internal Medicine	1547140C0	9	9
Medicine-Preliminary	1547140P0	10	10

NRMP Program Results 2020 Main Residency Match®

Cincinnati Childrens Hosp Med Ctr-OH

Cincinnati	Code	Quota	Matched
Child Neurology	1808185C0	5	5
Pediatrics	1808320C0	42	42
Peds/Psych/Child Psych	1808730C0	3	3
Pediatrics-Medical Genetics	1808765C0	1	1

Cleveland Clinic Fdn-OH

Cleveland	Code	Quota	Matched
Anesthesiology	1968040C0	22	22
Anesthesiology/South Pointe	1968040C1	3	3
Dermatology	1968080C0	4	4
Family Medicine	1968120C0	6	6
Internal Medicine	1968140C0	44	44
Internal Med/Clin Ed	1968140C1	3	3
Internal Med/VA	1968140C2	5	5
Internal Med/South Pointe	1968140C3	4	4
Internal Med/Fairview	1968140C4	12	12
Medicine-Primary	1968140M0	4	4
Medicine-Preliminary	1968140P0	2	2
Med-Prelim/Fairview	1968140P2	2	2
Neurological Surgery	1968160C0	3	3
Neurology	1968180C0	10	10
Child Neurology	1968185C0	2	2
Obstetrics-Gynecology	1968220C0	7	7
Orthopaedic Surgery	1968260C1	6	6
Ortho Surgery/South Pointe	1968260C2	3	3
Otolaryngology	1968280C0	3	3
Pathology	1968300C0	7	7
Pediatrics	1968320C0	11	11
Phys Medicine & Rehab	1968340A0	2	2
Plastic Surgery (Integrated)	1968362C0	3	3
Plastic Surg (Integ)/South Pointe	1968362C1	1	1
Psychiatry	1968400C0	8	8
Interventional Radiology (Integ)	1968416A0	2	2
Radiology-Diagnostic	1968420A0	8	8
Radiation Oncology	1968430A0	3	3
General Surgery	1968440C0	10	10
General Surgery/South Pointe	1968440C1	2	2
Surgery-Preliminary	1968440P0	9	9
Surg-Prelim/Int Radiology	1968440P3	0	0
Vascular Surgery	1968451C0	3	3
Thoracic Surgery	1968461C0	2	2

Dublin Methodist Hosp-OH

Dublin	Code	Quota	Matched
Family Medicine	2100120C0	6	6

East Liverpool City Hosp-OH

East Liverpool	Code	Quota	Matched
Family Medicine	2199120C0	4	3
Internal Medicine	2199140C0	4	4

Fairfield Med Ctr-OH

Lancaster	Code	Quota	Matched
Family Medicine/Osteopathic	2208120C0	4	3
Internal Medicine	2208140C0	4	3

Firelands Regional Med Ctr

Sandusky	Code	Quota	Matched
Family Medicine	1984120C0	4	1
Transitional	1984999P0	4	3

Good Samaritan Hosp-Cinn-OH

Cincinnati	Code	Quota	Matched
Internal Medicine	1550140C0	9	9
Ob-Gyn/GSH Bethesda	1550220C0	8	8
General Surgery	1550440C0	4	4
Surgery-Preliminary	1550440P0	1	1
Vascular Surgery	1550451C0	1	1

Jewish Hospital-OH

Cincinnati	Code	Quota	Matched
Internal Medicine	1551140C0	13	13
Medicine-Preliminary	1551140P0	11	10
General Surgery	1551440C0	2	2
Surgery-Preliminary	1551440P0	2	0

Kettering Health Network-OH

Kettering	Code	Quota	Matched
Anesthesiology/Grandview	1576040C0	3	3
Emergency Med/Grandview	1576110C0	6	6
Family Medicine/Soin	1576120C0	9	9
Family Medicine/Grandview	1576120C1	5	5
Internal Medicine/Kettering	1576140C0	11	11
Internal Medicine/Grandview	1576140C1	6	4
Neurology/Grandview	1576180C0	2	2
Ob-Gyn/Grandview	1576220C0	3	3
Ortho Surgery/Grandview	1576260C0	3	3
Otolaryngology/Grandview	1576280C0	1	1
Radiology-Diag/Grandview	1576420A0	2	2
Gen Surgery/Grandview	1576440C0	2	2
Transitional/Kettering	1576999P0	11	11
Transitional/Soin	1576999P1	6	6

Memorial Health System-OH

Marietta	Code	Quota	Matched
Emergency Medicine	1954110C0	6	6
Family Medicine	1954120C0	4	4

Mercy Health-St Ritas Med Ctr-OH

Lima	Code	Quota	Matched
Emergency Medicine	2203110C0	6	6
Family Medicine	2203120C0	6	1
Internal Medicine	2203140C0	12	12

Mercy St Vincent Med Ctr-OH

Toledo	Code	Quota	Matched
Emergency Medicine	1580110C0	11	11
Family Medicine	1580120C0	6	5
Internal Medicine	1580140C0	12	12
Neurology	1580180A0	4	4
Obstetrics-Gynecology	1580220C0	4	4
Orthopaedic Surgery	1580260C0	3	3
Pediatrics	1580320C0	4	4
General Surgery	1580440C0	3	3
Transitional	1580999P0	4	4
Transitional/Neurology	1580999P1	4	4

NRMP Program Results 2020 Main Residency Match®

Mount Carmel Health System-OH

Grove City	Code	Quota	Matched
Family Medicine	1565120C0	7	6
Internal Medicine	1565140C0	9	9
Orthopaedic Surgery	1565260C0	2	2
General Surgery	1565440C0	3	3
Surgery-Preliminary	1565440P0	3	1
Transitional	1565999P0	4	4

Nationwide Childrens Hosp-OH

Columbus	Code	Quota	Matched
Child Neurology	1351185C0	4	4
Child Neurology/Research	1351185C1	1	1
Child Neurology	1351185R0	2	1
Pediatrics	1351320C0	29	29
Pediatrics/Osteopathic	1351320C1	4	4
Pediatrics-Primary	1351320M0	4	4
Pediatrics-Medical Genetics	1351765C0	1	1

Ohio State University Med Ctr

Columbus	Code	Quota	Matched
Anesthesiology	1566040A0	3	3
Anest/Clinical Base Year	1566040C0	13	13
Anesthesiology	1566040R1	3	3
Dermatology	1566080A0	1	1
Dermatology	1566080C0	2	2
Emergency Medicine	1566110C0	16	16
Family Med/Univ Trk	1566120C0	7	7
Family Med/Urban Trk	1566120C2	2	2
Internal Medicine	1566140C0	27	27
Internal Medicine/Research	1566140C1	2	2
Medicine-Primary	1566140M0	4	4
Medicine-Preliminary	1566140P0	6	6
Neurological Surgery	1566160C0	2	2
Neurology	1566180C0	6	6
Obstetrics-Gynecology	1566220C0	11	11
Orthopaedic Surgery	1566260C0	6	6
Otolaryngology	1566280C0	5	5
Pathology	1566300C0	4	4
Phys Medicine & Rehab	1566340A0	4	4
Phys Medicine & Rehab	1566340C0	3	3
Plastic Surgery (Integrated)	1566362C0	3	3
Psychiatry	1566400C0	14	14
Interventional Radiology (Integ)	1566416A0	2	2
Radiology-Diagnostic	1566420A0	7	7
Radiation Oncology	1566430A0	2	2
General Surgery	1566440C0	7	7
Surgery-Preliminary	1566440P0	3	1
Vascular Surgery	1566451C0	1	1
Medicine-Pediatrics	1566700C0	10	10
Medicine-Emergency Med	1566705C0	2	2

OhioHealth-Doctors Hosp

Columbus	Code	Quota	Matched
Anesthesiology	2122040C0	2	2
Emergency Medicine	2122110C0	8	8
Family Medicine/Osteopathic	2122120C0	6	2
Internal Medicine	2122140C0	8	8
Obstetrics-Gynecology	2122220C0	6	6

Orthopaedic Surgery	2122260C0	5	5
Otolaryngology	2122280C0	1	1
General Surgery	2122440C0	4	4

OhioHealth-Grant Med Ctr

Columbus	Code	Quota	Matched
Family Medicine	1564120C0	10	10

OhioHealth-Obleness Hosp

Athens	Code	Quota	Matched
Family Medicine	2221120C0	4	4

OhioHealth-Riverside Methodist

Columbus	Code	Quota	Matched
Dermatology	1567080C0	2	2
Family Medicine	1567120C0	6	6
Internal Medicine	1567140C0	15	15
Medicine-Preliminary	1567140P0	7	7
Obstetrics-Gynecology	1567220C0	6	6
Psychiatry	1567400C0	3	3
General Surgery	1567440C0	4	4
Surgery-Preliminary	1567440P0	4	1
Transitional	1567999P0	12	12

St Elizabeth Health Ctr-Boardman-OH

Boardman	Code	Quota	Matched
Emergency Medicine	1904110C0	9	5
Family Medicine	1904120C0	4	4
Otolaryngology	1904280C0	1	1

St Elizabeth Youngstown Hosp-OH

Youngstown	Code	Quota	Matched
Family Medicine	1584120C0	4	3
Internal Medicine	1584140C0	11	11
Orthopaedic Surgery	1584260C0	3	3
General Surgery	1584440C0	4	4
Transitional	1584999P0	4	4

St Lukes Hospital-OH

Maumee	Code	Quota	Matched
Family Medicine	1382120C0	6	6

St Vincent Charity Med Ctr-OH

Cleveland	Code	Quota	Matched
Internal Medicine	1560140C0	18	18

Summa Health/NEOMED-OH

Akron	Code	Quota	Matched
Emergency Medicine	1541110C0	8	8
Family Medicine	1541120C0	8	8
Family Med/Barberton Campus	1541120C1	6	6
Internal Medicine	1541140C0	20	20
Medicine-Preliminary	1541140P0	3	3
Obstetrics-Gynecology	1541220C0	6	6
Orthopaedic Surgery	1541260C0	4	4
Pathology	1541300C0	2	2
Psychiatry	1541400C0	4	4
General Surgery	1541440C0	4	4
Surgery-Preliminary	1541440P0	2	1
Transitional	1541999P0	10	10

NRMP Program Results 2020 Main Residency Match®

U Cincinnati Med Ctr-OH

Cincinnati	Code	Quota	Matched
Anesthesiology	1548040C0	8	8
Dermatology	1548080A0	3	3
Emergency Medicine	1548110C0	14	14
Internal Medicine	1548140C0	31	31
Internal Med/Clinical Sci	1548140C1	1	1
Medicine-Preliminary	1548140P0	10	10
Neurological Surgery	1548160C0	2	2
Neurology	1548180C0	8	8
Obstetrics-Gynecology	1548220C0	7	7
Orthopaedic Surgery	1548260C0	5	5
Otolaryngology	1548280C0	4	4
Pathology	1548300C0	4	2
Phys Medicine & Rehab	1548340C0	3	3
Plastic Surgery (Integrated)	1548362C0	1	1
Psychiatry	1548400C0	6	6
Radiology-Diagnostic	1548420A0	8	8
Radiation Oncology	1548430A0	2	2
General Surgery	1548440C0	6	6
Surgery-Preliminary	1548440P1	1	0
Vascular Surgery	1548451C0	1	1
Thoracic Surgery	1548461C0	1	1
Medicine-Pediatrics	1548700C0	7	7
Psychiatry-Family Med	1548720C0	2	2
Pediatrics-PM&R	1548735C0	2	2

University Hosps Osteo Consortium-OH

Westlake	Code	Quota	Matched
Emergency Med/Osteopathic/SJMC	2189110C0	5	2
Family Med//Osteopathic/SJMC	2189120C0	4	4
Fam Med/Osteopathic/Regionals	2189120C1	5	5
Internal Med/Osteopathic/Parma	2189140C0	8	8
Internal Med/Osteopathic/Regionals	2189140C1	10	7
Internal Med/Osteopathic/SJMC	2189140C2	6	4
Phys Med Rehab/Osteo/Regionals	2189340C0	2	2
Transitional	2189999P0	10	10

University of Toledo-OH

Toledo	Code	Quota	Matched
Anesthesiology	1579040A0	1	1
Anesthesiology	1579040C0	5	5
Emergency Medicine	1579110C0	8	8
Family Medicine	1579120C1	4	2
Internal Medicine	1579140C0	12	12
Internal Medicine/SACM	1579140C1	1	1
Medicine-Primary	1579140M0	4	4
Medicine-Preliminary	1579140P0	4	4
Med-Prelim/SACM	1579140P1	1	1
Neurology	1579180C0	5	5
Obstetrics-Gynecology	1579220C0	5	5
Orthopaedic Surgery	1579260C0	4	4
Pathology	1579300C0	2	2
Pediatrics	1579320C0	10	9
Phys Medicine & Rehab	1579340A0	3	3
Psychiatry	1579400C0	4	4
Radiology-Diagnostic	1579420A0	4	4
General Surgery	1579440C0	4	4
General Surgery/SACM	1579440C1	1	1

Surgery-Preliminary 1579440P0 5 2

Western Reserve Health Ed/NEOMED-OH

Youngstown	Code	Quota	Matched
Family Medicine	1585120C0	6	5
Internal Medicine	1585140C0	12	12
Medicine-Preliminary	1585140P0	2	0
General Surgery	1585440C0	2	2
Surgery-Preliminary	1585440P0	2	1

Western Reserve Hosp-OH

Cuyahoga Falls	Code	Quota	Matched
Family Medicine	2179120C0	2	2
Internal Medicine	2179140C0	5	5
Orthopaedic Surgery	2179260C0	2	2
Otolaryngology	2179280C0	1	1
General Surgery	2179440C0	2	2

Wright State Univ Boonshoft SOM-OH

Dayton	Code	Quota	Matched
Dermatology	2011080A0	2	2
Emergency Medicine	2011110C0	8	8
Family Medicine	2011120C0	9	5
Internal Medicine	2011140C0	11	11
Neurology	2011180C0	4	4
Obstetrics-Gynecology	2011220C0	3	3
Orthopedic Surgery	2011260C0	2	2
Ortho Surgery/Research	2011260C1	2	2
Pediatrics	2011320C0	8	8
Plastic Surgery (Integrated)	2011362C0	2	2
Psychiatry	2011400C0	5	5
General Surgery	2011440C0	4	4

OKLAHOMA

Griffin Memorial Hospital-OK

Norman	Code	Quota	Matched
Psychiatry	1184400C0	6	6

In His Image Family Med-OK

Tulsa	Code	Quota	Matched
Family Medicine	3192120C0	10	10

Integrus Health-OK

Oklahoma City	Code	Quota	Matched
Emergency Medicine	1830110C0	9	9
Family Medicine	1830120C0	5	5
Radiology-Diagnostic	1830420A0	5	5
Radiology-Diagnostic	1830420R1	1	0

OMEKO-OK

Tulsa	Code	Quota	Matched
Family Medicine/Tulsa	2171120C0	5	4
Family Medicine/Talihina	2171120C1	4	4
Family Medicine/Ada	2171120C2	4	0
Obstetrics-Gynecology/Osteopathic	2171220C0	3	3
Pediatrics/Osteopathic	2171320C0	5	2

Oklahoma State U Ctr for Health Sci

Tulsa	Code	Quota	Matched
Anesthesiology	2162040C0	3	3
Emergency Med/Osteopathic	2162110C0	7	7
Emergency Med/Lawton	2162110C1	6	6

NRMP Program Results 2020 Main Residency Match®

Oklahoma State U Ctr for Health Sci (Continued)

Emergency Med/Norman	2162110C2	5	5
Family Medicine/Tulsa	2162120C0	8	8
Family Medicine/Tahlequah	2162120C1	4	1
Family Medicine/Lawton	2162120C2	4	4
Family Medicine/Durant	2162120C4	5	4
Family Medicine/McAlester	2162120C5	4	1
Internal Medicine	2162140C0	11	11
Med-Prelim/Radiology	2162140P0	3	2
Obstetrics-Gynecology/Osteopathic	2162220C0	3	3
Orthopaedic Surgery	2162260C0	2	2
Otolaryngology	2162280C0	1	1
Pediatrics/Osteopathic	2162320C0	4	4
Psychiatry	2162400C0	5	5
Radiology-Diagnostic	2162420A0	3	3
General Surgery	2162440C0	3	3

St Anthony Hospital-OK

Oklahoma City	Code	Quota	Matched
Family Medicine	2087120C0	9	9
Obstetrics-Gynecology	2087220C0	2	2
Transitional	2087999P0	6	6

U Oklahoma COM-OK City

Oklahoma City	Code	Quota	Matched
Anesthesiology	1588040C0	12	12
Dermatology	1588080A0	4	4
Family Medicine	1588120C0	12	12
Internal Medicine	1588140C0	16	16
Medicine-Preliminary	1588140P0	6	6
Neurological Surgery	1588160C0	2	2
Neurology	1588180C0	6	6
Nuclear Medicine	1588200A0	1	0
Obstetrics-Gynecology	1588220C0	6	6
Orthopaedic Surgery	1588260C0	6	6
Otolaryngology	1588280C0	2	2
Pathology	1588300C0	3	3
Pediatrics	1588320C0	20	20
Psychiatry	1588400C0	6	6
Radiology-Diagnostic	1588420A0	6	6
Radiation Oncology	1588430A0	1	0
General Surgery	1588440C0	6	6
Surgery-Preliminary	1588440P0	3	1
Medicine-Pediatrics	1588700C0	3	3

U Oklahoma COM-Tulsa

Tulsa	Code	Quota	Matched
Emergency Medicine	2727110C0	8	8
Family Medicine	2727120C0	6	6
Internal Medicine	2727140C0	9	9
Medicine-Preliminary	2727140P0	3	3
Obstetrics-Gynecology	2727220C0	3	3
Pediatrics	2727320C0	8	6
Psychiatry	2727400C0	5	5
General Surgery	2727440C0	4	4
Surgery-Preliminary	2727440P0	2	1

OREGON

Legacy Emanuel/Good Samaritan-OR

Portland	Code	Quota	Matched
Internal Medicine	1594140C0	18	18
Medicine-Preliminary	1594140P0	4	4

Oregon Health & Science Univ

Portland	Code	Quota	Matched
Anesthesiology	1599040C0	10	10
Anesthesiology/Clin Scientist	1599040C2	1	1
Anesthesiology/CCM	1599040C3	2	2
Anesthesiology	1599040R0	1	1
Dermatology	1599080A0	5	5
Dermatology/Research	1599080A1	0	0
Emergency Medicine	1599110C0	11	11
Family Medicine	1599120C0	12	12
Fam Med/Cascades East	1599120C2	8	8
Internal Medicine	1599140C0	35	35
Med-Prelim/Neurology	1599140P0	5	5
Neurological Surgery	1599160C0	3	3
Neurology	1599180A0	5	5
Child Neurology	1599185C0	1	1
Child Neurology	1599185R0	1	0
Obstetrics-Gynecology	1599220C0	7	7
Orthopaedic Surgery	1599260C0	5	5
Otolaryngology	1599280C0	3	3
Pathology	1599300C0	4	4
Pediatrics	1599320C0	18	18
Plastic Surgery (Integrated)	1599362C0	3	3
Psychiatry	1599400C0	8	8
Interventional Radiology (Integ)	1599416A0	2	2
Radiology-Diagnostic	1599420A0	5	5
General Surgery	1599440C0	12	12
Surgery-Preliminary	1599440P0	9	3
Surg-Prelim/Int Radiology	1599440P4	0	0

Providence Health-OR

Portland	Code	Quota	Matched
Family Medicine/Milwaukie	1827120C0	7	7
Family Medicine/Hood River	1827120C1	2	1
Internal Medicine/Portland	1827140C0	9	9
Internal Medicine/St Vincent	1827140C1	8	8
Med-Prelim/Portland	1827140P0	4	4
Med-Prelim/St Vincent	1827140P1	4	4

Roseburg Family Medicine-OR

Roseburg	Code	Quota	Matched
Family Medicine	2190120C0	8	8

Samaritan Health Services-Corvallis-OR

Corvallis	Code	Quota	Matched
Dermatology	1715080A0	2	2
Family Medicine	1715120C0	9	6
Internal Medicine	1715140C0	9	9
Medicine-Preliminary	1715140P0	2	2
Orthopaedic Surgery	1715260C0	3	3
Psychiatry	1715400C0	2	2
Psychiatry/Child Psych	1715400C1	2	2
General Surgery	1715440C0	2	2

NRMP Program Results 2020 Main Residency Match®

PENNSYLVANIA

Abington Mem Hosp-PA

Abington	Code	Quota	Matched
Family Medicine	1600120C0	7	7
Internal Medicine	1600140C0	20	20
Medicine-Preliminary	1600140P0	8	8
Obstetrics-Gynecology	1600220C0	5	5
General Surgery	1600440C0	5	5
Surgery-Preliminary	1600440P0	4	4

Albert Einstein Healthcare Network-PA

Philadelphia	Code	Quota	Matched
Family Medicine	2206120C0	6	6
Internal Med/Montgomery	2206140C0	15	15
Radiology-Diagnostic	2206420A0	3	3
Vascular Surgery	2206451C0	1	1

Albert Einstein Med Ctr-PA

Philadelphia	Code	Quota	Matched
Emergency Medicine	1631110C0	13	13
Internal Medicine	1631140C0	24	24
Medicine-Preliminary	1631140P0	7	7
Med-Prelim/Neurology	1631140P1	3	3
Med-Prelim/Rad-Philadelphia	1631140P2	1	1
Med-Prelim/Rad-Montgomery	1631140P3	1	1
Neurology	1631180A0	3	3
Obstetrics-Gynecology	1631220C0	5	5
Orthopaedic Surgery	1631260C0	2	2
Pediatrics	1631320C0	10	10
Psychiatry	1631400C0	9	9
Interventional Radiology (Integ)	1631416A0	1	1
Radiology-Diagnostic	1631420A0	4	4
General Surgery	1631440C0	3	3
Surgery-Preliminary	1631440P0	4	0
Surg-Prelim/Int Radiology	1631440P1	1	1

Allegheny Gen Hosp-PA

Pittsburgh	Code	Quota	Matched
Anesthesiology	1648040A0	4	4
Anesthesiology	1648040C0	6	6
Emergency Medicine	1648110C0	12	12
Internal Medicine	1648140C0	31	31
Medicine-Preliminary	1648140P0	5	5
Med-Prelim/Neurology	1648140P1	5	5
Neurological Surgery	1648160C0	2	2
Neurology	1648180A0	5	5
Orthopaedic Surgery	1648260C0	5	5
Pathology	1648300C0	3	3
Psychiatry	1648400C0	5	5
Radiology-Diagnostic	1648420A0	7	7
Radiation Oncology	1648430A0	1	1
General Surgery	1648440C0	6	6
Surgery-Preliminary	1648440P0	5	1

Bryn Mawr Hospital-PA

Bryn Mawr	Code	Quota	Matched
Family Medicine	1606120C0	5	4

Childrens Hosp-Philadelphia-PA

Philadelphia	Code	Quota	Matched
Child Neurology	1863185C0	7	7
Child Neurology	1863185R0	2	2
Pediatrics	1863320C0	43	43
Pediatrics/Global Health	1863320C1	1	1
Pediatrics-Medical Genetics	1863765C0	2	2

Clarion Hospital-PA

Clarion	Code	Quota	Matched
Family Medicine	2164120C0	4	4
Transitional	2164999P0	4	1

Conemaugh Memorial Med Ctr-PA

Johnstown	Code	Quota	Matched
Emergency Medicine	1616110C0	8	8
Family Medicine	1616120C0	6	3
Internal Medicine	1616140C0	7	7
Medicine-Preliminary	1616140P0	4	4
General Surgery	1616440C0	3	3
Surgery-Preliminary	1616440P0	2	0

Crozer-Chester Med Ctr-PA

Upland	Code	Quota	Matched
Emergency Medicine	3185110C0	6	6
Family Medicine	3185120C0	9	9
Internal Medicine	3185140C0	8	7
Obstetrics-Gynecology	3185220C0	3	3
General Surgery	3185440C0	3	3
Transitional	3185999P0	14	12

Excelsa Health Latrobe Hosp-PA

Latrobe	Code	Quota	Matched
Family Medicine	2965120C0	8	7

Forbes Family Medicine-PA

Monroeville	Code	Quota	Matched
Family Medicine	3087120C0	8	8

Geisinger Health System-PA

Danville	Code	Quota	Matched
Anesthesiology	1608040C0	6	6
Dermatology	1608080A0	4	4
Emergency Medicine	1608110C0	9	9
Family Medicine	1608120C1	6	4
Family Med/Lewistown	1608120C2	4	4
Internal Medicine	1608140C0	17	17
Internal Medicine/Wilkes-Barre	1608140C1	13	13
Neurological Surgery	1608160C0	1	1
Neurology	1608180C0	5	4
Obstetrics-Gynecology	1608220C0	4	4
Orthopaedic Surgery	1608260C0	4	4
Otolaryngology	1608280C0	1	1
Pathology	1608300C0	2	2
Pediatrics	1608320C0	11	10
Pediatrics-Preliminary	1608320P0	2	0
Phys Medicine & Rehab	1608340C0	2	2
Plastic Surgery (Integrated)	1608362C0	1	1
Psychiatry	1608400C0	4	4
Interventional Radiology (Integ)	1608416A0	2	2
Radiology-Diagnostic	1608420A0	4	4

NRMP Program Results 2020 Main Residency Match®

Geisinger Health System-PA (Continued)

General Surgery	1608440C0	5	5
General Surgery/Wilkes Barre	1608440C1	5	4
Surg-Prelim/Non-Designated	1608440P0	1	1
Medicine-Pediatrics	1608700C0	5	5
Transitional	1608999P0	10	10

Guthrie/Robert Packer Hosp-PA

Sayre	Code	Quota	Matched
Emergency Medicine	1664110C0	6	6
Family Medicine	1664120C0	6	3
Internal Medicine	1664140C0	12	12
General Surgery	1664440C0	4	4
Surgery-Preliminary	1664440P0	4	2

Heritage Valley Beaver-PA

Beaver Falls	Code	Quota	Matched
Family Medicine	2044120C0	6	6

Hosp of the Univ of PA

Philadelphia	Code	Quota	Matched
Anesthesiology	1628040A0	6	6
Anesthesiology	1628040C0	16	16
Anesthesiology	1628040R0	2	2
Dermatology/3 yr	1628080A0	4	4
Derm Res & Cut Onc Fell/4 yr	1628080A1	1	1
Dermatology/Research	1628080A4	2	2
Emergency Medicine	1628110C0	12	12
Family Medicine	1628120C0	9	9
Internal Medicine	1628140C0	38	38
Int Med/ABIM Research Pathway	1628140C1	6	6
Medicine-Primary	1628140M0	6	6
Neurological Surgery	1628160C0	3	3
Neurology	1628180A0	4	4
Neurology	1628180C0	10	10
Obstetrics-Gynecology	1628220C0	7	7
Ortho Surgery/Clinical-5 yr	1628260C0	6	6
Ortho Surgery/Research-6 yr	1628260C1	2	2
Otolaryngology	1628280C0	5	5
Pathology-AP/CP	1628300C0	7	7
Pathology-AP/NP	1628300C1	0	0
Pathology-AP Only	1628300C2	0	0
Pathology-CP Only	1628300C3	2	2
Phys Medicine & Rehab	1628340A0	2	2
Phys Medicine & Rehab	1628340C0	4	4
Plastic Surgery (Integrated)	1628362C0	3	3
Psychiatry	1628400C0	12	12
Interventional Radiology (Integ)	1628416A0	4	4
Radiology-Diag/Clin-4 yr	1628420A0	10	10
Radiology-Diag/Research-4 yr	1628420A1	3	3
Radiology-Diagnostic	1628420R0	1	1
Radiation Oncology	1628430C0	4	4
General Surgery	1628440C0	8	8
Surgery-Preliminary	1628440P0	8	8
Vascular Surgery	1628451C0	1	1
Thoracic Surgery	1628461C0	2	2
Medicine-Pediatrics	1628700C0	4	4
Medicine-Dermatology	1628785C0	0	0

Jefferson Health-Northeast-PA

Philadelphia	Code	Quota	Matched
Emergency Medicine	2103110C0	6	6
Emergency Med/Military Track	2103110C1	1	1
Family Medicine	2103120C0	7	7
Internal Medicine	2103140C0	9	6
Medicine-Emergency Med	2103705C0	4	4
Emergency Med-Family Med	2103795C0	2	2

Jefferson Med Coll/duPont Childrens-PA

Philadelphia	Code	Quota	Matched
Child Neurology	1654185C0	2	1
Child Neurology	1654185R0	1	0
Pediatrics	1654320C0	22	22
Pediatrics-PM&R	1654735C0	1	1

LECOM Health-PA

Erie	Code	Quota	Matched
Family Medicine	2031120C0	4	1
Internal Medicine	2031140C0	8	3
Orthopaedic Surgery	2031260C0	3	3
Psychiatry	2031400C0	5	4
Transitional	2031999P0	4	4

Lancaster Gen Hosp-PA

Lancaster	Code	Quota	Matched
Family Medicine	1618120C0	13	13

Lankenau Med Ctr-PA

Wynnewood	Code	Quota	Matched
Family Medicine	1632120C0	2	2
Internal Medicine	1632140C0	13	13
Medicine-Preliminary	1632140P0	13	13
Obstetrics-Gynecology	1632220C0	4	4
General Surgery	1632440C0	3	3
Surgery-Preliminary	1632440P0	2	1

Lehigh Valley Hosp-PA

Allentown	Code	Quota	Matched
Dermatology	1601080A0	2	2
Emergency Medicine	1601110C0	14	14
Family Medicine	1601120C0	6	6
Family Medicine/Osteopathic	1601120C1	0	0
Internal Medicine	1601140C0	16	16
Neurology	1601180A0	3	3
Obstetrics-Gynecology	1601220C0	6	6
Pediatrics	1601320C0	6	6
Plastic Surgery (Integrated)	1601362C0	1	1
Psychiatry	1601400C0	4	4
General Surgery	1601440C0	5	5
Surgery-Preliminary	1601440P1	2	1
Transitional	1601999P0	10	10
Transitional/Neurology	1601999P1	3	3
Transitional/Dermatology	1601999P2	1	1

Lower Bucks Hosp-PA

Bristol	Code	Quota	Matched
Family Medicine	2229120C0	6	6
Internal Medicine	2229140C0	7	7

NRMP Program Results 2020 Main Residency Match®

Meadville Med Ctr-PA

Meadville	Code	Quota	Matched
Family Medicine	2446120C0	4	4

Mercy Catholic Med Ctr-PA

Darby	Code	Quota	Matched
Internal Medicine	1636140C0	21	21
Medicine-Preliminary	1636140P0	7	6
Radiology-Diagnostic	1636420C0	3	3
General Surgery	1636440C0	2	2
Surgery-Preliminary	1636440P0	2	0
Transitional	1636999P0	8	8

Nazareth Hospital-PA

Philadelphia	Code	Quota	Matched
Emergency Medicine	1932110C0	6	6
Internal Medicine	1932140C0	13	9
Transitional	1932999P0	6	2

Penn Highlands Healthcare-PA

Dubois	Code	Quota	Matched
Family Medicine	2226120C0	6	2

Penn State Hershey Med Ctr-PA

Hershey	Code	Quota	Matched
Anesthesiology	1617040C0	17	17
Anesthesiology	1617040R0	2	2
Dermatology	1617080A0	4	4
Emergency Medicine	1617110C0	10	10
Family Medicine	1617120C0	8	5
Family Med/State College	1617120C1	6	3
Family Med/St Joseph	1617120C2	6	5
Internal Medicine	1617140C0	21	21
Internal Med/Research	1617140C1	2	1
Medicine-Preliminary	1617140P0	6	6
Neurological Surgery	1617160C0	3	3
Neurology	1617180C0	5	5
Obstetrics-Gynecology	1617220C0	5	5
Orthopaedic Surgery	1617260C0	5	5
Otolaryngology	1617280C0	1	1
Otolaryngology/Research	1617280C1	1	1
Pathology	1617300C0	5	5
Pediatrics	1617320C0	16	16
Phys Medicine & Rehab	1617340A0	4	4
Plastic Surgery (Integrated)	1617362C0	2	2
Psychiatry	1617400C0	5	5
Interventional Radiology (Integ)	1617416A0	1	1
Radiology-Diagnostic	1617420A0	6	4
General Surgery	1617440C0	5	5
Surgery-Preliminary	1617440P0	12	0
Surg-Prelim/Int Radiology	1617440P2	0	0
Vascular Surgery	1617451C0	1	1
Medicine-Pediatrics	1617700C0	4	4

Pennsylvania Hospital

Philadelphia	Code	Quota	Matched
Internal Medicine	1639140C0	12	12
Medicine-Preliminary	1639140P0	14	14
Obstetrics-Gynecology	1639220C0	6	6
Pathology	1639300C0	2	2

Philadelphia Coll of Osteo Med-PA

Philadelphia	Code	Quota	Matched
Dermatology	2158080R0	2	2
Internal Medicine	2158140C1	12	8
Neurological Surgery	2158160C0	1	1
Otolaryngology	2158280C0	3	3
General Surgery	2158440C0	6	6

St Christophers Hosp-PA

Philadelphia	Code	Quota	Matched
Child Neurology	1653185C0	2	2
Pediatrics	1653320C0	24	24

St Lukes Hosp-Anderson-PA

Easton	Code	Quota	Matched
Dermatology	2176080A0	2	2
Dermatology	2176080R0	2	2
Family Medicine	2176120C0	6	6
Internal Medicine	2176140C0	10	10
Neurology	2176180C0	4	4
Psychiatry	2176400C0	6	6
Transitional	2176999P0	6	6

St Lukes Hosp-Bethlehem-PA

Bethlehem	Code	Quota	Matched
Emergency Medicine	1605110C0	12	12
Family Medicine	1605120C0	7	7
Family Medicine/Rural	1605120C1	2	2
Internal Medicine	1605140C0	8	8
Medicine-Primary	1605140M0	2	2
Obstetrics-Gynecology	1605220C0	6	6
Orthopaedic Surgery	1605260C0	2	2
General Surgery	1605440C0	4	4
Transitional	1605999P0	6	6

St Mary Med Ctr-Langhorne-PA

Langhorne	Code	Quota	Matched
Internal Medicine	2139140C0	10	10

St Vincent Hlth Ctr-PA

Erie	Code	Quota	Matched
Emergency Medicine	1612110C0	6	6
Family Medicine	1612120C0	6	2

Suburban Community Hosp-PA

East Norriton	Code	Quota	Matched
Family Medicine/Osteopathic	1970120C0	4	4
Internal Medicine	1970140C0	5	5
Transitional/Osteopathic	1970999P0	6	6

Temple Univ Hosp-PA

Philadelphia	Code	Quota	Matched
Anesthesiology	1646040A0	4	4
Anesthesiology	1646040C0	4	4
Anesthesiology	1646040R0	2	2
Dermatology	1646080A0	2	2
Emergency Medicine	1646110C0	14	14
Internal Medicine	1646140C0	39	39
Medicine-Preliminary	1646140P0	5	5
Neurological Surgery	1646160C0	1	1
Neurology	1646180C0	6	6

NRMP Program Results 2020 Main Residency Match®

Temple Univ Hosp-PA (Continued)

Neurology	1646180R0	2	2
Obstetrics-Gynecology	1646220C0	5	5
Ob-Gyn/Preliminary	1646220P0	1	0
Orthopaedic Surgery	1646260C0	4	4
Otolaryngology	1646280C0	2	2
Pathology	1646300C0	3	3
Phys Medicine & Rehab	1646340A0	8	8
Psychiatry	1646400C0	12	12
Interventional Radiology (Integ)	1646416A0	2	2
Radiology-Diagnostic	1646420A0	4	4
General Surgery	1646440C0	7	7
Surgery-Preliminary	1646440P0	9	0

Temple Univ/Fox Chase Cancer Ctr-PA

Philadelphia	Code	Quota	Matched
Radiation Oncology	1638430A0	2	2

Thomas Jefferson Univ-PA

Philadelphia	Code	Quota	Matched
Anesthesiology	1630040A0	5	5
Anesthesiology	1630040C0	10	10
Dermatology	1630080A0	6	6
Emergency Medicine	1630110C0	17	17
Family Medicine	1630120C0	10	10
Internal Medicine	1630140C0	33	33
Medicine-Primary	1630140M0	4	4
Neurological Surgery	1630160C0	3	3
Neurology	1630180C0	9	9
Obstetrics-Gynecology	1630220C0	7	7
Orthopaedic Surgery	1630260C0	6	6
Otolaryngology	1630280C0	5	5
Pathology	1630300C0	3	3
Phys Medicine & Rehab	1630340A0	7	7
Psychiatry	1630400C0	10	10
Interventional Radiology (Integ)	1630416A0	2	2
Radiology-Diagnostic	1630420A0	9	9
Radiation Oncology	1630430A0	3	2
General Surgery	1630440C0	6	6
Surgery-Preliminary	1630440P0	3	1
Surg-Prelim/Int Radiology	1630440P1	2	1

Tower Health/Brandywine Hosp-PA

Coatsville	Code	Quota	Matched
Psychiatry	2241400C0	8	8

Tower Health/Chestnut Hill Hosp-PA

Philadelphia	Code	Quota	Matched
Family Medicine	2966120C0	6	6

Tower Health/Drexel Univ COM-PA

Philadelphia	Code	Quota	Matched
Family Medicine	2225120C0	7	7

Tower Health/Reading Hospital-PA

Reading	Code	Quota	Matched
Emergency Medicine	1661110C0	10	10
Family Medicine	1661120C0	8	8
Internal Medicine	1661140C0	10	10
Medicine-Primary	1661140M0	2	2
Obstetrics-Gynecology	1661220C0	5	5

General Surgery	1661440C0	4	4
Transitional	1661999P0	6	6

UPMC Altoona Hospital-PA

Altoona	Code	Quota	Matched
Family Medicine	1603120C0	8	8
Transitional	1603999P0	4	4

UPMC Hamot Med Ctr-PA

Erie	Code	Quota	Matched
Emergency Medicine	1611110C0	6	6
Neurology	1611180C0	2	2
Orthopaedic Surgery	1611260C0	3	3
Otolaryngology	1611280C0	1	1

UPMC McKeesport-PA

Mckeesport	Code	Quota	Matched
Family Medicine	1620120C0	7	7
Internal Medicine	1620140C0	13	13

UPMC Medical Education-PA

Pittsburgh	Code	Quota	Matched
Anesthesiology	1652040A0	2	2
Anesthesiology	1652040C0	17	17
Dermatology	1652080A0	6	6
Emergency Medicine	1652110C0	16	16
Family Medicine/Horizon	1652120C0	4	4
Family Medicine/Susquehanna	1652120C1	7	7
Internal Medicine	1652140C0	36	36
Int Med/Womens Health	1652140C1	5	5
Int Med/Intl Scholars	1652140C2	7	7
Int Med/Global Health	1652140C3	4	4
Int Med/ABIM Research Pathway	1652140C4	0	0
Medicine-Preliminary	1652140P0	8	8
Neurological Surgery	1652160C0	4	4
Neurology	1652180C0	8	8
Child Neurology	1652185C0	4	4
Child Neurology	1652185R0	1	1
Neurodevelopmental Disabilities	1652186C0	0	0
Obstetrics-Gynecology	1652220C0	9	9
Orthopaedic Surgery	1652260C0	4	4
Ortho Surgery/Research	1652260C1	4	4
Otolaryngology	1652280C0	5	5
Pathology	1652300C0	6	6
Pediatrics	1652320C0	26	26
Peds/Scientist Development	1652320C2	2	2
Pediatrics-Primary	1652320M0	2	2
Phys Medicine & Rehab	1652340A0	4	4
Phys Medicine & Rehab	1652340C0	5	5
Plastic Surgery (Integrated)	1652362C0	3	3
Psychiatry/General	1652400C0	9	9
Psychiatry/General/Child	1652400C1	4	4
Interventional Radiology (Integ)	1652416A0	2	2
Radiology-Diagnostic	1652420A0	9	9
Radiology-Diagnostic	1652420R0	1	1
Radiation Oncology	1652430A0	2	2
General Surgery	1652440C0	7	7
General Surgery/Horizon	1652440C1	2	2
Surgery-Preliminary	1652440P0	4	4
Vascular Surgery	1652451C0	2	2

NRMP Program Results 2020 Main Residency Match®

UPMC Medical Education-PA (Continued)

Thoracic Surgery	1652461C0	1	1
Cardiothoracic Surgery	1652461C1	1	1
Medicine-Pediatrics	1652700C0	4	4
Psych-Fam Med/McKeesport	1652720C2	1	1
Psych-Fam Med/St Margaret	1652720C3	1	1
Pediatrics-Anesthesiology	1652726C0	1	1
Peds/Psych/Child Psych	1652730C0	2	2
Transitional	1652999P0	1	1
Transitional/Radiology	1652999P2	1	1
Transitional/PM&R	1652999P3	2	2
Transitional/Ophthalmology	1652999P4	6	6

UPMC Mercy Hospital-PA

Pittsburgh	Code	Quota	Matched
Internal Medicine	1649140C0	21	21
General Surgery	1649440C0	4	4
Surgery-Preliminary	1649440P0	5	4

UPMC Pinnacle Hospitals-PA

Harrisburg	Code	Quota	Matched
Emergency Medicine	1615110C0	6	6
Family Medicine/Osteopathic	1615120C0	4	4
Internal Medicine	1615140C0	13	13
Internal Medicine/Osteopathic	1615140C1	6	6
Obstetrics-Gynecology	1615220C0	4	4
Orthopaedic Surgery	1615260C0	5	5
General Surgery	1615440C0	3	3
General Surgery/Community	1615440C1	3	3
Surgery-Preliminary	1615440P0	2	0

UPMC Pinnacle Lititz-PA

Lititz	Code	Quota	Matched
Anesthesiology/Osteopathic	2173040C0	2	2
Family Medicine/Osteopathic	2173120C0	4	4
Internal Medicine/Osteopathic	2173140C0	3	3

UPMC Presbyterian Shadyside-PA

Pittsburgh	Code	Quota	Matched
Family Medicine	1657120C0	6	6
Family Medicine/Osteopathic	1657120C1	4	4

UPMC St Margaret-PA

Pittsburgh	Code	Quota	Matched
Family Medicine	1656120C0	13	13

Washington Hospital-PA

Washington	Code	Quota	Matched
Family Medicine	1669120C0	7	7

Wellspan Health-PA

York	Code	Quota	Matched
Family Medicine	2181120C0	7	7

Western Pennsylvania Hosp

Pittsburgh	Code	Quota	Matched
Obstetrics-Gynecology	1659220C0	5	5

Wright Center for GME-PA

Scranton	Code	Quota	Matched
Family Medicine	3056120C0	11	11
Family Medicine/Arizona	3056120C1	4	3

Family Medicine/DC	3056120C2	6	6
Family Medicine/Washington	3056120C3	4	4
Family Medicine/Ohio	3056120C4	3	2
Medicine-Primary/Program A	3056140M0	22	22
Medicine-Primary	3056140M1	7	7
Psychiatry	3056400C0	4	4

York Hospital-PA

York	Code	Quota	Matched
Emergency Medicine	1674110C0	12	12
Family Medicine	1674120C0	8	8
Internal Medicine	1674140C0	12	12
Obstetrics-Gynecology	1674220C0	4	4
Ortho Surgery/Osteopathic	1674260C0	3	3
General Surgery	1674440C0	4	4
Surgery-Preliminary	1674440P0	2	2

PUERTO RICO

Damas Hospital-PR

Ponce	Code	Quota	Matched
Internal Medicine	2039140C0	7	7
Transitional	2039999P0	12	12

Hosp Episcopal San Lucas-PR

Ponce	Code	Quota	Matched
Emergency Medicine	2101110C0	7	7
Internal Medicine	2101140C0	6	6
Obstetrics-Gynecology	2101220C0	4	4
Pediatrics	2101320C0	6	6
General Surgery	2101440C0	3	3
Surgery-Preliminary	2101440P0	2	2
Transitional	2101999P0	13	8

Hospital de la Concepcion-PR

San German	Code	Quota	Matched
Internal Medicine	1202140C0	7	7

Ponce Health Sciences Univ SOM-PR

Ponce	Code	Quota	Matched
Psychiatry	1433400C0	6	5

San Juan VA Med Ctr-PR

San Juan	Code	Quota	Matched
Internal Medicine	3012140C0	18	18
Medicine-Preliminary	3012140P0	6	6
Phys Medicine & Rehab	3012340C0	3	3

Univ Central del Caribe SOM-PR

Bayamon	Code	Quota	Matched
Internal Medicine	1775140C0	9	9
Medicine-Preliminary	1775140P0	8	8

Univ of Puerto Rico

San Juan	Code	Quota	Matched
Anesthesiology	1116040C0	3	3
Dermatology	1116080A0	3	3
Emergency Medicine	1116110C0	10	10
Family Medicine	1116120C0	8	8
Internal Medicine	1116140C0	17	17
Medicine-Preliminary	1116140P0	3	2
Neurological Surgery	1116160C0	1	1
Neurology	1116180C0	3	3

NRMP Program Results 2020 Main Residency Match®

Univ of Puerto Rico (Continued)

Child Neurology	1116185C0	1	0
Obstetrics-Gynecology	1116220C0	5	5
Orthopaedic Surgery	1116260C0	4	4
Otolaryngology	1116280C0	2	2
Pathology	1116300C0	4	4
Pediatrics	1116320C0	13	13
Phys Medicine & Rehab	1116340C0	3	3
Psychiatry	1116400C0	6	6
Radiology-Diagnostic	1116420A0	4	4
Radiology-Diagnostic	1116420R0	1	0
General Surgery	1116440C0	5	5
Surgery-Preliminary	1116440P0	7	3
Medicine-Pediatrics	1116700C0	2	2
Transitional	1116999P0	4	4

RHODE ISLAND

Brown Univ/Women & Infants Hosp of RI

Providence	Code	Quota	Matched
Obstetrics-Gynecology	2793220C0	8	8

Butler Hospital/Brown Univ-RI

Providence	Code	Quota	Matched
Psychiatry	3170400C0	9	9

Kent Hospital-RI

Warwick	Code	Quota	Matched
Emergency Medicine	1936110C0	8	8
Family Medicine	1936120C0	4	3
Family Medicine/Brown	1936120C1	12	12
Internal Medicine	1936140C0	13	13

Rhode Island Hosp/Brown Univ

Providence	Code	Quota	Matched
Anesthesiology	1677040A0	12	12
Dermatology	1677080A0	4	4
Emergency Medicine	1677110C0	14	14
Internal Medicine	1677140C0	29	29
Medicine-Primary	1677140M0	10	10
Medicine-Preliminary	1677140P0	6	6
Med-Prelim/Neurology	1677140P1	6	6
Med-Prelim/Anesthesiology	1677140P2	1	1
Neurological Surgery	1677160C0	2	2
Neurology	1677180A0	6	6
Orthopaedic Surgery	1677260C0	6	6
Pathology	1677300C0	4	4
Pediatrics	1677320C0	17	17
Plastic Surgery (Integrated)	1677362C0	2	2
Interventional Radiology (Integ)	1677416A0	2	2
Radiology-Diagnostic	1677420A0	6	6
General Surgery	1677440C0	7	7
Surgery-Preliminary	1677440P0	6	3
Medicine-Pediatrics	1677700C0	4	4
Peds/Psych/Child Psych	1677730C0	3	3

Roger Williams Med Ctr-RI

Providence	Code	Quota	Matched
Dermatology	1678080A0	2	2
Dermatology	1678080R0	1	1
Internal Medicine	1678140C0	13	13

Medicine-Preliminary 1678140P0 4 4

SOUTH CAROLINA

AnMed Health-SC

Anderson	Code	Quota	Matched
Family Medicine	3017120C0	11	11

Grand Strand Reg Med Ctr-SC

Myrtle Beach	Code	Quota	Matched
Anesthesiology	1761040C0	6	6
Emergency Medicine	1761110C0	12	12
Family Medicine	1761120C0	6	4
Internal Medicine	1761140C0	13	13
General Surgery	1761440C0	3	3
Surgery-Preliminary	1761440P0	4	1
Transitional	1761999P0	12	12

McLeod Reg Med Ctr-SC

Florence	Code	Quota	Matched
Family Medicine	2032120C0	8	8

Medical University of SC

Charleston	Code	Quota	Matched
Anesthesiology	1680040C0	15	15
Dermatology	1680080A0	4	4
Dermatology/International	1680080C0	1	1
Dermatology	1680080R0	1	1
Emergency Medicine	1680110C0	10	10
Internal Medicine	1680140C0	24	24
Internal Medicine/PSTP	1680140C1	1	1
Medicine-Preliminary	1680140P0	4	4
Neurological Surgery	1680160C0	2	2
Neurology	1680180C0	8	8
Child Neurology	1680185C0	1	1
Child Neurology	1680185R0	1	0
Obstetrics-Gynecology	1680220C0	6	6
Orthopaedic Surgery	1680260C0	3	3
Otolaryngology	1680280C0	4	4
Pathology	1680300C0	5	5
Pediatrics	1680320C0	14	14
Pediatrics-Primary	1680320M0	2	2
Plastic Surgery (Integrated)	1680362C0	1	1
Psychiatry	1680400C0	14	14
Interventional Radiology (Integ)	1680416A0	2	2
Radiology-Diagnostic	1680420A0	11	11
Radiation Oncology	1680430A0	1	1
General Surgery	1680440C0	6	6
Surgery-Preliminary	1680440P0	11	6
Surg-Prelim/Int Radiology	1680440P1	2	0
Vascular Surgery	1680451C0	2	2
Thoracic Surgery	1680461C0	1	1
Medicine-Pediatrics	1680700C0	4	4
Medicine-Psychiatry	1680715C0	2	2
Psychiatry-Neurology	1680755C0	1	1

Prisma Hlth-Midlands/U of SC SOM Columbia

Columbia	Code	Quota	Matched
Emergency Medicine	1681110C0	13	13
Family Medicine/Columbia	1681120C0	10	10
Family Medicine/Tuomey	1681120C1	4	4

NRMP Program Results 2020 Main Residency Match®

Prisma Hlth-Midlands/U of SC SOM Columbia

(Continued)

Family Med/Winnsboro Rural	1681120C2	1	1
Internal Medicine	1681140C0	11	11
Medicine-Primary	1681140M0	3	3
Medicine-Preliminary	1681140P0	2	2
Neurology	1681180C0	6	6
Obstetrics-Gynecology	1681220C0	4	4
Orthopaedic Surgery	1681260C0	4	4
Pediatrics	1681320C0	13	9
Plastic Surgery (Integrated)	1681362C0	1	1
Psychiatry	1681400C0	8	8
General Surgery	1681440C0	3	3
Surgery-Preliminary	1681440P0	2	1

Prisma Hlth-Upstate/U of SC SOM Greenville

Greenville	Code	Quota	Matched
Emergency Medicine	1683110C0	10	10
Family Medicine	1683120C0	6	6
Family Medicine/Seneca	1683120C2	6	6
Family Medicine/Greer	1683120C3	6	6
Internal Medicine	1683140C0	12	12
Neurology	1683180C0	6	6
Obstetrics-Gynecology	1683220C0	6	6
Orthopaedic Surgery	1683260C0	4	4
Pediatrics	1683320C0	11	11
Psychiatry	1683400C0	5	5
Psychiatry/Greer	1683400C1	8	8
General Surgery	1683440C0	6	6
Surgery-Preliminary	1683440P0	2	1
Medicine-Pediatrics	1683700C0	5	5

Self Regional Healthcare-SC

Greenwood	Code	Quota	Matched
Family Medicine	2033120C0	10	9

Spartanburg Reg Healthcare-SC

Spartanburg	Code	Quota	Matched
Family Medicine	1685120C0	12	12
General Surgery	1685440C0	3	3
Surgery-Preliminary	1685440P0	2	0
Transitional	1685999P0	6	6

Tidelands Health-SC

Myrtle Beach	Code	Quota	Matched
Family Medicine	1979120C0	8	8

Trident Medical Center-SC

Charleston	Code	Quota	Matched
Family Medicine	2056120C0	10	10
Transitional/MUSC	2056999P0	6	6

SOUTH DAKOTA

Center for Family Medicine-SD

Sioux Falls	Code	Quota	Matched
Family Medicine	2979120C0	9	9
Family Medicine/Pierre	2979120C1	2	0

Rapid City Reg Hosp-SD

Rapid City	Code	Quota	Matched
Family Medicine	1177120C0	6	6

Univ of South Dakota SSOM

Sioux Falls	Code	Quota	Matched
Internal Medicine	2805140C0	8	8
Medicine-Preliminary	2805140P0	2	2
Pathology	2805300C0	3	3
Pediatrics	2805320C0	6	6
Psychiatry	2805400C0	7	7
General Surgery	2805440C0	3	3
Transitional	2805999P0	6	6

TENNESSEE

Baptist Mem Hosp-TN

Memphis	Code	Quota	Matched
Family Medicine	1694120C0	4	4
Internal Medicine	1694140C0	6	6
Internal Medicine/NEA	1694140C1	6	6
Radiology-Diagnostic	1694420A0	6	6

East Tennessee St Univ

Johnson City	Code	Quota	Matched
Family Med/Johnson City	2066120C1	6	4
Family Med/Bristol	2066120C2	8	8
Family Med/Kingsport	2066120C3	6	4
Internal Medicine	2066140C0	12	12
Medicine-Preliminary	2066140P0	4	1
Obstetrics-Gynecology	2066220C0	3	3
Orthopaedic Surgery	2066260C0	2	2
Pathology	2066300C0	2	2
Pediatrics	2066320C0	7	7
Psychiatry	2066400C0	6	6
General Surgery	2066440C0	6	6
Surgery-Preliminary	2066440P0	3	0

Meharry/Metro General Hosp-TN

Nashville	Code	Quota	Matched
Family Medicine	1028120C0	6	6
Internal Medicine	1028140C0	14	14
Medicine-Preliminary	1028140P0	2	2
Obstetrics-Gynecology	1028220C0	3	3
Psychiatry	1028400C0	6	6

U Tennessee COM-Chattanooga

Chattanooga	Code	Quota	Matched
Emergency Medicine	1689110C0	7	7
Family Medicine	1689120C0	7	7
Internal Medicine	1689140C0	10	10
Obstetrics-Gynecology	1689220C0	4	4
Orthopaedic Surgery	1689260C0	3	3
Pediatrics	1689320C0	8	8
General Surgery	1689440C0	5	5
Surgery-Preliminary	1689440P0	3	0

U Tennessee Grad SOM-Knoxville

Knoxville	Code	Quota	Matched
Anesthesiology	1839040C0	8	8
Family Medicine	1839120C0	8	8
Internal Medicine	1839140C0	13	13
Obstetrics-Gynecology	1839220C0	4	4
Pathology	1839300C0	3	3
Radiology-Diagnostic	1839420A0	6	5

NRMP Program Results 2020 Main Residency Match®

U Tennessee Grad SOM-Knoxville (Continued)

General Surgery	1839440C0	6	6
Surgery-Preliminary	1839440P0	5	0
Transitional	1839999P0	2	2
Transitional/Radiology	1839999P2	4	4

U Tennessee Health Sci Ctr-Memphis

Memphis	Code	Quota	Matched
Anesthesiology	1844040C0	3	3
Anesthesiology	1844040R0	3	3
Dermatology	1844080C0	3	3
Emergency Medicine	1844110C0	6	6
Family Med/St Francis	1844120C0	9	6
Family Med/Jackson	1844120C1	12	12
Internal Medicine	1844140C0	30	30
Medicine-Preliminary	1844140P0	15	15
Med-Prelim/Radiology	1844140P2	4	4
Med-Prelim/Radiation Onc	1844140P3	0	0
Neurological Surgery	1844160C0	3	3
Neurology	1844180C0	7	5
Neurology	1844180R0	1	1
Child Neurology	1844185C0	2	2
Obstetrics-Gynecology	1844220C0	9	9
Orthopaedic Surgery	1844260C0	8	8
Otolaryngology	1844280C0	4	4
Pathology	1844300C0	3	3
Pediatrics	1844320C0	23	23
Plastic Surgery (Integrated)	1844362C0	2	2
Psychiatry	1844400C0	5	5
Radiology-Diagnostic	1844420A1	5	5
Radiation Oncology	1844430A0	1	0
General Surgery	1844440C0	8	8
Surgery-Preliminary	1844440P0	5	0
Medicine-Pediatrics	1844700C0	14	14

UT St Thomas Hospitals-TN

Nashville	Code	Quota	Matched
Emergency Med/Rutherford	1699110C0	8	8
Family Med/Rutherford	1699120C0	8	7
Internal Med/Midtown	1699140C0	8	8
Med-Prelim/Midtown	1699140P0	2	2
Obstetrics-Gynecology	1699220C0	3	3
General Surgery/West	1699440C0	3	3

Vanderbilt Univ Med Ctr-TN

Nashville	Code	Quota	Matched
Anesthesiology	1702040C0	18	18
Dermatology	1702080A0	5	5
Emergency Medicine	1702110C0	13	13
Internal Medicine	1702140C0	39	39
Int Med/ABIM Research Path	1702140C1	6	6
Medicine-Preliminary	1702140P0	3	3
Neurological Surgery	1702160C0	3	3
Neurology	1702180C0	7	7
Child Neurology	1702185C0	3	3
Obstetrics-Gynecology	1702220C0	6	6
Orthopaedic Surgery	1702260C0	5	5
Otolaryngology	1702280C0	5	5
Pathology	1702300C0	8	8

Pediatrics	1702320C0	24	24
Phys Medicine & Rehab	1702340C0	4	4
Plastic Surgery (Integrated)	1702362C0	1	1
Psychiatry	1702400C0	5	5
Psychiatry/Child Fast Track	1702400C1	3	3
Psychiatry/Research	1702400C2	1	1
Interventional Radiology (Integ)	1702416A0	3	3
Radiology-Diagnostic	1702420A0	6	6
Radiation Oncology	1702430A0	3	3
General Surgery	1702440C0	8	8
Surgery-Preliminary	1702440P0	11	2
Surg-Prelim/Int Radiology	1702440P1	2	2
Surg-Prelim/Ophthalmology	1702440P2	5	5
Medicine-Pediatrics	1702700C0	6	6
Pediatrics/Medical Genetics	1702765C0	1	1

TEXAS

Baylor Coll Med-Houston-TX

Houston	Code	Quota	Matched
Anesthesiology	1716040A0	1	1
Anesthesiology	1716040C0	14	14
Anesthesiology	1716040R0	5	5
Dermatology	1716080A0	4	4
Emergency Medicine	1716110C0	13	13
Emergency Medicine/SACM	1716110C1	1	1
Family Med/Comm Hlth Ctr	1716120C0	7	7
Internal Medicine	1716140C0	47	47
Internal Medicine/Research	1716140C1	1	1
Internal Medicine/MDACC	1716140C2	5	5
Medicine-Preliminary	1716140P0	14	14
Med-Prelim/Ophthalmology	1716140P1	6	6
Neurological Surgery	1716160C0	4	4
Neurology	1716180C0	10	10
Child Neurology/Neuroscience	1716185C0	2	2
Child Neurology	1716185C1	3	3
Child Neurology	1716185R0	1	1
Neurodevelopmental Disabilities	1716186C0	2	2
Obstetrics-Gynecology	1716220C0	12	12
Orthopaedic Surgery	1716260C0	6	6
Otolaryngology	1716280C0	5	5
Pathology	1716300C0	8	8
Pediatrics	1716320C0	35	35
Pediatrics/Global Health	1716320C1	5	5
Pediatrics/San Antonio	1716320C2	13	13
Peds/Scientist Development Prog	1716320C3	3	3
Peds/PC Leadership Prog	1716320C4	4	4
Phys Medicine & Rehab	1716340A0	8	8
Phy Medicine & Rehab	1716340R0	1	1
Plastic Surgery (Integrated)	1716362C0	3	3
Psychiatry	1716400C0	12	12
Psychiatry/Research	1716400C1	1	1
Radiology-Diagnostic	1716420A0	8	8
Radiology-Diagnostic/ESIR	1716420A1	4	4
Radiation Oncology	1716430A0	2	2
General Surgery	1716440C0	4	4
Gen Surgery/Academic	1716440C1	4	4
Gen Surgery/Global	1716440C2	1	1
Surgery-Preliminary	1716440P0	22	2
Vascular Surgery	1716451C0	1	1

NRMP Program Results 2020 Main Residency Match®

Baylor Coll Med-Houston-TX (Continued)

Medicine-Pediatrics	1716700C0	9	9
Pediatrics-Medical Genetics	1716765C0	1	1
Medicine-Medical Genetics	1716766C0	1	1

Baylor Univ Med Ctr-Dallas-TX

Dallas	Code	Quota	Matched
Dermatology	1706080A0	2	2
Family Medicine	1706120C0	4	4
Internal Medicine	1706140C0	13	13
Medicine-Preliminary	1706140P0	3	3
Obstetrics-Gynecology	1706220C0	5	5
Orthopaedic Surgery	1706260C0	3	3
Pathology	1706300C0	5	5
Phys Medicine & Rehab	1706340A0	3	3
Radiology-Diagnostic	1706420A0	2	2
Radiology-Diagnostic	1706420C0	5	5
General Surgery	1706440C0	9	9
Surgery-Preliminary	1706440P0	2	2

Baylor-Scott & White-TX

Temple	Code	Quota	Matched
Anesthesiology	1725040C0	10	10
Dermatology	1725080A0	3	3
Emergency Medicine	1725110C0	14	14
Family Medicine	1725120C0	6	6
Family Med/Round Rock	1725120C1	6	6
Internal Medicine	1725140C0	21	21
Internal Med/Round Rock	1725140C1	6	5
Medicine-Preliminary	1725140P0	6	6
Med-Prelim/Neurology	1725140P1	2	2
Med-Prelim/Radiology	1725140P2	5	5
Neurological Surgery	1725160C0	1	1
Neurology	1725180A0	2	2
Neurology	1725180R0	1	0
Obstetrics-Gynecology	1725220C0	4	4
Orthopaedic Surgery	1725260C0	4	4
Otolaryngology	1725280C0	2	2
Pathology	1725300C0	3	3
Pediatrics	1725320C0	7	7
Plastic Surgery (Integrated)	1725362C0	2	2
Psychiatry	1725400C0	5	5
Radiology-Diagnostic	1725420A0	7	7
General Surgery	1725440C0	6	6

CHRISTUS Health-TX

Irving	Code	Quota	Matched
Emergency Medicine/Spohn	2116110C0	12	12
Family Medicine/Spohn	2116120C0	12	11
Family Med/Santa Rosa	2116120C1	9	9

Conroe Reg Med Ctr-TX

Conroe	Code	Quota	Matched
Family Medicine	1502120C0	10	10

Corpus Christi Med Ctr-TX

Corpus Christi	Code	Quota	Matched
Dermatology	2110080R0	1	1
Internal Medicine	2110140C0	10	5

DeTar Healthcare System-TX

Victoria	Code	Quota	Matched
Family Medicine	1797120C0	8	8

Driscoll Childrens Hosp-TX

Corpus Christi	Code	Quota	Matched
Pediatrics	1703320C0	16	16

HCA Houston Healthcare/U Houston-TX

Houston	Code	Quota	Matched
Family Medicine	2211120C0	10	3
Internal Medicine	2211140C0	25	6
Obstetrics-Gynecology	2211220C0	5	5
General Surgery	2211440C0	4	3
Transitional/West	2211999P0	13	1
Transitional/Kingwood	2211999P1	13	5

HCA Medical City Healthcare-TX

Dallas	Code	Quota	Matched
Family Medicine	2244120C0	18	0
General Surgery	2244440C0	7	5

John Peter Smith Hosp-TX

Fort Worth	Code	Quota	Matched
Emergency Medicine	1711110C0	15	15
Family Medicine	1711120C0	24	24
Obstetrics-Gynecology	1711220C0	4	4
Orthopaedic Surgery	1711260C0	4	4
Psychiatry	1711400C0	8	8
Transitional	1711999P1	12	8

Las Palmas del Sol Healthcare-TX

El Paso	Code	Quota	Matched
Internal Medicine	2188140C0	15	15
Obstetrics-Gynecology	2188220C0	5	5
Transitional	2188999P0	13	9

McLennan County Fam Med-TX

Waco	Code	Quota	Matched
Family Medicine	1735120C0	12	12

Medical City Fort Worth-TX

Fort Worth	Code	Quota	Matched
Family Medicine	1642120C0	6	4
Internal Medicine	1642140C0	10	10
Family Medicine-ONMM	1642753C0	2	2

Medical City Weatherford-TX

Weatherford	Code	Quota	Matched
Dermatology	2142080A0	1	1
Internal Medicine	2142140C0	8	3
Medicine-Preliminary	2142140P0	11	11
Med Prelim/Dermatology	2142140P1	1	0

Memorial Hermann Hosp-TX

Sugar Land	Code	Quota	Matched
Family Medicine	1785120C0	14	14

Methodist Health System Dallas-TX

Dallas	Code	Quota	Matched
Family Medicine	1707120C0	6	6
Internal Medicine	1707140C0	13	13

NRMP Program Results 2020 Main Residency Match®

Methodist Health System Dallas-TX (Continued)

Obstetrics-Gynecology	1707220C0	3	3
General Surgery	1707440C0	3	3
Surgery-Preliminary	1707440P0	3	3

Methodist Hospital-Houston-TX

Houston	Code	Quota	Matched
Family Medicine	1167120C0	8	8
Internal Medicine	1167140C0	17	17
Neurological Surgery	1167160C0	2	2
Neurology	1167180C0	6	6
Neurology	1167180R0	1	1
Obstetrics-Gynecology	1167220C0	5	5
Orthopaedic Surgery	1167260C0	3	3
Pathology	1167300C0	5	5
Pathology/Clinical	1167300C1	0	0
Radiology-Diagnostic	1167420A0	4	4
General Surgery	1167440C0	6	6
Surgery-Preliminary	1167440P0	2	0
Vascular Surgery	1167451C0	2	2

Presbyterian Hosp-Dallas-TX

Dallas	Code	Quota	Matched
Internal Medicine	1719140C0	6	4
Medicine-Preliminary	1719140P0	6	6

TIGMER-TX

San Antonio	Code	Quota	Matched
Family Medicine/San Antonio	2169120C0	8	6
Family Medicine/Laredo	2169120C1	8	8
Medicine-Primary/Laredo	2169140M0	7	7
Psychiatry	2169400C0	8	8

Texas A&M-Bryan/College Station

Bryan	Code	Quota	Matched
Family Medicine	1713120C0	10	10

Texas Tech U Affil-Amarillo

Amarillo	Code	Quota	Matched
Family Medicine	2993120C0	3	3
Family Medicine/SACM	2993120C1	3	3
Internal Medicine	2993140C0	12	12
Internal Medicine/SACM	2993140C1	1	1
Obstetrics-Gynecology	2993220C0	3	3
Pediatrics	2993320C0	7	7

Texas Tech U Affil-El Paso

El Paso	Code	Quota	Matched
Emergency Medicine	1710110C0	12	12
Family Medicine	1710120C0	8	8
Internal Medicine	1710140C0	15	15
Neurology	1710180A0	2	2
Obstetrics-Gynecology	1710220C0	5	5
Pediatrics	1710320C0	12	12
Psychiatry	1710400C0	8	8
Radiology-Diagnostic	1710420A0	3	3
General Surgery	1710440C0	3	3
Surgery-Preliminary	1710440P0	3	3

Texas Tech U Affil-Lubbock

Lubbock	Code	Quota	Matched
Anesthesiology	2973040C0	4	4
Dermatology	2973080A0	3	3
Emergency Medicine	2973110C0	8	8
Family Medicine	2973120C0	8	8
Internal Medicine	2973140C0	14	14
Medicine-Preliminary	2973140P0	2	2
Med-Prelim/Ophthalmology	2973140P1	4	4
Neurology	2973180C0	4	4
Obstetrics-Gynecology	2973220C0	3	3
Orthopaedic Surgery	2973260C0	4	4
Otolaryngology	2973280C0	1	1
Pediatrics	2973320C0	8	8
Psychiatry	2973400C0	6	6
General Surgery	2973440C0	5	5
Surgery-Preliminary	2973440P0	3	1

Texas Tech U Affil-Permian Basin

Odessa	Code	Quota	Matched
Family Medicine/Odessa	3124120C0	13	13
Family Med/Rural-Ft Stockton	3124120C2	1	1
Family Med/Rural-Sweetwater	3124120C3	1	1
Family Med/Rural-Alpine	3124120C4	1	1
Family Med/Rural-Pecos	3124120C5	1	1
Family Med/Rural-Carlsbad	3124120C6	1	0
Family Med/Rural-Hobbs	3124120C7	1	0
Family Medicine/Midland	3124120C8	4	4
Internal Medicine	3124140C0	14	14
Obstetrics-Gynecology	3124220C0	4	4
Psychiatry	3124400C0	6	6

Texoma Med Ctr-TX

Denison	Code	Quota	Matched
Family Medicine	2234120C0	8	8

U Texas HSC-San Antonio

San Antonio	Code	Quota	Matched
Anesthesiology	1722040C0	16	16
Anesthesiology	1722040R0	1	1
Dermatology	1722080A0	3	3
Emergency Medicine	1722110C0	10	10
Emergency Medicine/Military	1722110C1	2	2
Family Medicine	1722120C0	13	13
Internal Medicine	1722140C0	29	29
Internal Med/Adv IM Skill	1722140C4	4	4
Medicine-Preliminary	1722140P0	4	4
Med-Prelim/Radiology	1722140P2	2	2
Med-Prelim/Ophthalmology	1722140P4	4	4
Neurological Surgery	1722160C0	2	2
Neurology	1722180C0	7	7
Obstetrics-Gynecology	1722220C0	7	7
Orthopaedic Surgery	1722260C0	6	6
Otolaryngology	1722280C0	2	2
Pathology	1722300C0	4	4
Pediatrics	1722320C0	15	15
Phys Medicine & Rehab	1722340C0	8	8
Psychiatry	1722400C0	11	11
Interventional Radiology (Integ)	1722416A0	2	0

NRMP Program Results 2020 Main Residency Match®

U Texas HSC-San Antonio (Continued)

Radiology-Diagnostic	1722420A0	9	9
Radiology-Diagnostic	1722420R0	2	2
General Surgery	1722440C0	7	7
Surgery-Preliminary	1722440P0	19	15
Thoracic Surgery	1722461C0	1	1

U Texas HSC-Tyler

Tyler	Code	Quota	Matched
Family Medicine	3626120C0	9	9
Family Medicine/Rural	3626120C1	2	2
Internal Medicine/GSMC	3626140C0	12	12
Internal Medicine/Tyler	3626140C1	20	20
Psychiatry	3626400C0	6	6
General Surgery	3626440C0	3	3

U Texas MD Anderson Cancer Ctr

Houston	Code	Quota	Matched
Radiation Oncology	1004430A0	6	6

U Texas Med Branch-Galveston

Galveston	Code	Quota	Matched
Anesthesiology	1714040C0	16	16
Anesthesiology	1714040R0	5	5
Dermatology	1714080A0	5	5
Dermatology	1714080R0	1	1
Family Medicine	1714120C0	10	10
Internal Medicine	1714140C0	28	28
Medicine-Preliminary	1714140P0	6	5
Med-Prelim/Ophthalmology	1714140P4	4	4
Neurology	1714180C0	5	5
Obstetrics-Gynecology	1714220C0	8	8
Orthopaedic Surgery	1714260C0	5	5
Otolaryngology	1714280C0	3	3
Pathology	1714300C0	5	5
Pediatrics	1714320C0	14	14
Plastic Surgery (Integrated)	1714362C0	4	4
Psychiatry	1714400C0	7	7
Psychiatry/Child Psych	1714400C1	1	1
Interventional Radiology (Integ)	1714416A0	1	0
Radiology-Diagnostic	1714420A0	6	6
Radiology-Diagnostic	1714420R0	1	1
Radiation Oncology	1714430A0	1	1
General Surgery	1714440C0	6	6
Surgery-Preliminary	1714440P2	1	1
Vascular Surgery	1714451C0	1	1
Medicine-Prev Med/Aerospace	1714751C0	1	1

U Texas Med Sch-Houston

Houston	Code	Quota	Matched
Anesthesiology	2923040C0	26	26
Dermatology	2923080A0	7	7
Dermatology	2923080R0	1	1
Emergency Medicine	2923110C0	20	20
Family Medicine/HH/LBJ	2923120C0	12	12
Internal Medicine	2923140C0	40	40
Medicine-Preliminary	2923140P0	15	15
Med-Prelim/Radiation Onc	2923140P1	2	2
Neurological Surgery	2923160C0	3	3
Neurology	2923180C0	10	10

Child Neurology	2923185C0	3	2
Obstetrics-Gynecology	2923220C0	12	12
Orthopaedic Surgery	2923260C0	6	6
Otolaryngology	2923280C0	3	3
Pathology	2923300C0	7	7
Pediatrics	2923320C0	24	24
Phys Medicine & Rehab	2923340C0	4	4
Psychiatry	2923400C0	9	9
Psychiatry/Child Psych	2923400C1	2	2
Psychiatry/Research	2923400C2	2	2
Intervent Rad (Integ)/MD Anderson	2923416A0	3	3
Int Rad/MD Anderson-Military	2923416A1	1	0
Radiology-Diagnostic	2923420A0	10	10
Radiology-Diagnostic/Military	2923420A1	1	0
Radiology-Diagnostic/Dubai	2923420A2	1	1
General Surgery	2923440C0	6	6
Surg-Prelim/Non-designated	2923440P0	9	3
Surg-Prelim/OMFS	2923440P2	3	3
Surg-Prelim/Funded	2923440P3	1	1
Vascular Surgery	2923451C0	1	1
Medicine-Pediatrics	2923700C0	8	8
Pediatrics-Medical Genetics	2923765C0	1	1

U Texas Rio Grande Valley

Harlingen	Code	Quota	Matched
Family Med/McAllen Med Ctr	1825120C0	6	6
Family Med/DHR-Edinburg	1825120C1	8	8
Family Medicine/Knapp	1825120C2	6	6
Internal Med/VBMC-Harlingen	1825140C0	10	10
Internal Med/DHR-Edinburg	1825140C1	16	16
Med-Prelim/DHR-Edinburg	1825140P0	4	0
Ob-Gyn/DHR-Edinburg	1825220C0	4	4
Obstetrics-Gynecology/BOLD	1825220C1	1	1
Psychiatry	1825400C0	6	6
Gen Surgery/DHR-Edinburg	1825440C0	4	4
Surgery-Preliminary/DHR-Edinburg	1825440P0	4	4
Transitional	1825999P0	4	4

U Texas Southwestern Med Sch-Dallas

Dallas	Code	Quota	Matched
Anesthesiology	2835040C0	17	17
Anesthesiology	2835040R0	4	4
Dermatology	2835080A0	6	6
Emergency Medicine	2835110C0	22	22
Family Medicine	2835120C0	8	7
Family Med/SW Hlth Resources	2835120C3	6	5
Internal Medicine	2835140C0	58	58
Medicine-Preliminary	2835140P0	6	6
Med-Prelim/Rad Research	2835140P6	0	0
Neurological Surgery	2835160C0	2	2
Neurology	2835180C0	9	9
Neurology/Research	2835180C1	0	0
Child Neurology/Neuroscience	2835185C0	1	1
Child Neurology	2835185C1	3	3
Neurodevelopmental Disabilities	2835186C0	1	1
Obstetrics-Gynecology	2835220C0	18	18
Orthopaedic Surgery	2835260C0	6	6
Otolaryngology	2835280C0	4	4
Pathology	2835300C0	6	6
Pathology/Research	2835300C2	2	0

NRMP Program Results 2020 Main Residency Match®

U Texas Southwestern Med Sch-Dallas (Continued)

	Code	Quota	Matched
Pediatrics	2835320C0	30	30
Peds-Preliminary/NDD	2835320P1	1	0
Phys Medicine & Rehab	2835340A0	3	3
Phys Medicine & Rehab	2835340C0	6	6
Plastic Surgery (Integrated)	2835362C0	4	4
Psychiatry	2835400C0	11	11
Psychiatry/Research	2835400C2	2	2
Psychiatry/ChildPsych	2835400C3	3	3
Psychiatry/Rural Pub Mental Hlth	2835400C4	2	2
Interventional Radiology (Integ)	2835416A0	3	3
Radiology-Diagnostic	2835420A0	8	8
Radiology-Diag/Research	2835420A1	3	3
Radiation Oncology	2835430A0	3	3
General Surgery	2835440C0	13	13
Surgery-Preliminary	2835440P0	12	10
Surg-Prelim/Rad Research	2835440P3	3	3
Vascular Surgery	2835451C0	1	1
Medicine-Pediatrics	2835700C0	4	4
Medicine-Psychiatry	2835715C0	2	2
Psychiatry-Neurology	2835755C0	1	1

U Texas at Austin Dell Medical School

Austin	Code	Quota	Matched
Dermatology	1793080A0	4	4
Dermatology	1793080R0	1	1
Emergency Medicine	1793110C0	8	8
Family Medicine	1793120C0	7	7
Internal Medicine	1793140C0	12	12
Internal Med/Distinction	1793140C1	5	5
Medicine-Primary	1793140M0	4	4
Medicine-Preliminary	1793140P0	5	5
Neurology	1793180C0	6	6
Child Neurology	1793185C0	1	0
Obstetrics-Gynecology	1793220C0	5	5
Orthopaedic Surgery	1793260C0	4	4
Pediatrics	1793320C0	18	18
Pediatrics/Distinction	1793320C1	3	3
Phys Medicine & Rehab	1793340A0	2	2
Psychiatry	1793400C0	8	8
General Surgery	1793440C0	4	4
Surgery-Preliminary	1793440P0	3	3
Transitional	1793999P0	6	6

Valley Baptist Med Ctr-TX

Harlingen	Code	Quota	Matched
Family Medicine	1235120C0	5	5

William Beaumont Army Med Ctr-TX

El Paso	Code	Quota	Matched
Internal Medicine/El Paso VA	1717140C0	3	3
Orthopaedic Surgery	1717260C0	1	1

UTAH

Intermountain Med Ctr-UT

Murray	Code	Quota	Matched
Transitional	1729999P0	10	7

McKay-Dee Hospital Ctr-UT

Ogden	Code	Quota	Matched
Family Medicine	1736120C0	7	7

University of Utah Health

Salt Lake City	Code	Quota	Matched
Anesthesiology	1732040A0	5	5
Anesthesiology/Trans	1732040C0	3	3
Anesthesiology/IM	1732040C1	5	5
Anesthesiology	1732040R0	2	2
Dermatology	1732080A0	3	3
Dermatology/IM	1732080C0	1	1
Dermatology	1732080R0	1	1
Emergency Medicine	1732110C0	9	9
Family Medicine	1732120C0	10	10
Internal Medicine	1732140C0	29	29
Internal Med/Research	1732140C1	1	1
Internal Med/Intl Partnership	1732140C2	2	2
Medicine-Preliminary	1732140P0	1	1
Med-Prelim/Ophthalmology	1732140P1	4	4
Neurological Surgery	1732160C0	3	3
Neurology	1732180C0	8	8
Child Neurology	1732185C0	2	1
Obstetrics-Gynecology	1732220C0	6	6
Orthopaedic Surgery	1732260C0	6	6
Otolaryngology	1732280C0	3	3
Pathology-AP/CP Comb	1732300C0	5	5
Pathology-CP only	1732300C1	1	0
Pathology-AP/NP Comb	1732300C3	1	1
Pathology/Physician Scientist	1732300C4	0	0
Pediatrics	1732320C0	20	20
Phys Medicine & Rehab	1732340C0	6	6
Plastic Surgery (Integrated)	1732362C0	2	2
Psychiatry	1732400C0	9	9
Psychiatry/Research	1732400C1	1	1
Psychiatry/Rural Idaho Track	1732400C2	3	3
Interventional Radiology (Integ)	1732416A0	1	1
Radiology-Diagnostic	1732420A0	7	7
Radiology-Diagnostic	1732420R0	1	1
Radiation Oncology	1732430A0	2	2
Radiation Oncology/Military	1732430A1	1	0
Radiation Oncology/Military	1732430R0	1	0
General Surgery	1732440C0	6	6
Medicine-Pediatrics	1732700C0	3	3
Peds/Psych/Child Psych	1732730C0	3	3

Utah HealthCare Institute

Salt Lake City	Code	Quota	Matched
Family Medicine	1730120C0	4	4

Utah Valley Reg Med Ctr

Provo	Code	Quota	Matched
Family Medicine	1215120C0	8	8

VERMONT

Univ of Vermont Medical Center

Burlington	Code	Quota	Matched
Anesthesiology	1734040C0	6	6
Dermatology	1734080A0	2	2

NRMP Program Results 2020 Main Residency Match®

Univ of Vermont Medical Center (Continued)

Emergency Medicine	1734110C0	6	6	
Family Medicine	1734120C0	6	6	
Internal Medicine	1734140C0	12	12	
Medicine-Primary	1734140M0	3	3	
Medicine-Preliminary	1734140P0	0	0	
Medicine-Preliminary/FAP	1734140P2	3	2	
Neurological Surgery	1734160C0	1	1	
Neurology	1734180C0	4	4	
Obstetrics-Gynecology	1734220C0	3	3	
Orthopaedic Surgery	1734260C0	3	3	
Otolaryngology	1734280C0	1	1	
Pathology	1734300C0	4	4	
Pediatrics	1734320C0	7	7	
Psychiatry	1734400C0	3	3	
Combined Adult/Child Psych	1734400C1	2	2	
Radiology-Diagnostic	1734420A0	6	6	
General Surgery	1734440C0	4	4	
Surgery-Preliminary	1734440P0	1	0	

VIRGINIA

Bon Secours Health System-VA

	Code	Quota	Matched
Midlothian			
Family Medicine/St Francis	2530120C0	8	8
Family Medicine/Blackstone	2530120C1	2	2

Carilion Clinic-Virginia Tech Carilion SOM

	Code	Quota	Matched
Roanoke			
Dermatology	1748080A0	1	1
Emergency Medicine	1748110C0	11	11
Family Medicine	1748120C0	10	10
Internal Medicine	1748140C0	23	23
Medicine-Preliminary	1748140P0	3	3
Neurological Surgery	1748160C0	1	1
Neurology	1748180C0	3	3
Obstetrics-Gynecology	1748220C0	4	4
Pediatrics	1748320C0	6	6
Plastic Surgery (Integrated)	1748362C0	2	2
Psychiatry	1748400C0	9	9
General Surgery	1748440C0	5	5
Surgery-Preliminary	1748440P0	3	3

Eastern VA Med School-VA

	Code	Quota	Matched
Norfolk			
Dermatology	2980080A0	2	2
Emergency Medicine	2980110C0	9	9
Family Med/Portsmouth	2980120C0	8	8
Family Med/Ghent	2980120C1	8	8
Internal Medicine	2980140C0	14	14
Internal Medicine/Geriatrics	2980140C1	1	1
Medicine-Preliminary	2980140P0	9	9
Obstetrics-Gynecology	2980220C0	5	5
Otolaryngology	2980280C0	3	3
Pediatrics	2980320C0	24	24
Phys Medicine & Rehab	2980340A0	3	3
Psychiatry	2980400C0	4	4
Radiology-Diagnostic	2980420A0	4	3
General Surgery	2980440C0	5	5
Vascular Surgery	2980451C0	1	1

HCA Healthcare LGH-Montgomery/VCOM-VA

	Code	Quota	Matched
Blacksburg			
Dermatology	2192080A0	2	2
Family Medicine	2192120C0	6	1
Internal Medicine	2192140C0	7	3
Transitional/Dermatology	2192999P0	2	2
Transitional	2192999P1	2	2

Inova Fairfax Hospital-VA

	Code	Quota	Matched
Falls Church			
Internal Medicine	3199140C0	11	11
Neurological Surgery	3199160C0	1	1
Obstetrics-Gynecology	3199220C0	6	6
Pediatrics	3199320C0	13	13
General Surgery	3199440C0	6	6

Johnston Memorial Hosp-VA

	Code	Quota	Matched
Abingdon			
Family Medicine	2178120C0	4	1
Medicine-Primary	2178140M0	6	6

LewisGale Med Ctr-VA

	Code	Quota	Matched
Salem			
Family Medicine	2129120C0	8	1
Internal Medicine	2129140C0	15	1
Psychiatry	2129400C0	8	8

Lonesome Pine Hospital-VA

	Code	Quota	Matched
Big Stone Gap			
Family Medicine	2216120C0	6	6

Lynchburg Fam Med Res-VA

	Code	Quota	Matched
Lynchburg			
Family Medicine	3065120C0	9	9

Norton Community Hosp-VA

	Code	Quota	Matched
Norton			
Internal Medicine	2112140C0	9	1

Riverside Reg Med Ctr-VA

	Code	Quota	Matched
Newport News			
Emergency Medicine	1739110C0	8	8
Family Medicine	1739120C0	13	13
Obstetrics-Gynecology	1739220C0	3	3
Transitional	1739999P0	12	12

Sovah Health-Danville-VA

	Code	Quota	Matched
Danville			
Family Medicine	2145120C0	6	6
Internal Medicine	2145140C0	8	5

University of Virginia

	Code	Quota	Matched
Charlottesville			
Anesthesiology	1737040A0	2	2
Anesthesiology	1737040C0	12	12
Anesthesiology	1737040R0	1	1
Dermatology	1737080A0	2	2
Dermatology	1737080R0	1	1
Emergency Medicine	1737110C0	12	12
Family Medicine	1737120C0	8	8
Internal Medicine	1737140C0	29	29
Medicine-Primary	1737140M0	3	3

NRMP Program Results 2020 Main Residency Match®

University of Virginia (Continued)

Medicine-Preliminary	1737140P0	8	8
Neurological Surgery	1737160C0	2	2
Neurology	1737180C0	6	6
Child Neurology	1737185C0	1	1
Obstetrics-Gynecology	1737220C0	4	4
Orthopaedic Surgery/5 Yr	1737260C0	5	5
Otolaryngology	1737280C0	3	3
Pathology	1737300C0	5	5
Pediatrics	1737320C0	11	11
Phys Medicine & Rehab	1737340A0	2	2
Phys Medicine & Rehab	1737340C0	2	2
Plastic Surgery (Integrated)	1737362C0	2	2
Psychiatry	1737400C0	10	10
Interventional Radiology (Integ)	1737416A0	3	3
Radiology-Diagnostic	1737420A0	8	8
Radiology-Diagnostic	1737420R0	2	1
Radiation Oncology	1737430A0	2	0
General Surgery	1737440C0	5	5
Surgery-Preliminary	1737440P1	7	3
Surg-Prelim/Int Radiology	1737440P3	3	3
Thoracic Surgery	1737461C0	1	1

VCU-Fairfax Family Med Res-VA

Fairfax	Code	Quota	Matched
Family Medicine	1733120C0	9	9

VCU-Shenandoah Valley-VA

Front Royal	Code	Quota	Matched
Family Medicine	1742120C0	5	5

Virginia Commonwealth U Hlth Sys

Richmond	Code	Quota	Matched
Anesthesiology	1743040C0	8	8
Anesthesiology	1743040R0	4	3
Dermatology	1743080A0	2	2
Emergency Medicine	1743110C0	10	10
Internal Medicine	1743140C0	33	33
Medicine-Preliminary	1743140P0	4	4
Med-Prelim/Neurology	1743140P1	8	8
Med-Prelim/PM&R	1743140P2	4	4
Med-Prelim/Ophthalmology	1743140P3	4	4
Neurological Surgery	1743160C0	2	2
Neurology	1743180A0	8	8
Child Neurology	1743185C0	1	1
Obstetrics-Gynecology	1743220C0	6	6
Orthopaedic Surgery	1743260C0	5	5
Otolaryngology	1743280C0	2	2
Pathology	1743300C0	4	4
Pediatrics	1743320C0	15	15
Phys Medicine & Rehab	1743340A0	6	6
Plastic Surgery (Integrated)	1743362C0	2	2
Psychiatry	1743400C0	11	11
Psychiatry/Research Trk	1743400C1	0	0
Radiology-Diagnostic	1743420A0	9	9
Radiology-Diagnostic	1743420R0	2	2
Radiation Oncology	1743430A0	2	0
General Surgery	1743440C0	5	5
Surgery-Preliminary	1743440P0	7	7

Medicine-Pediatrics	1743700C0	4	4
Medicine-Emergency Med	1743705C0	2	2

WASHINGTON

Central WA Family Med

Yakima	Code	Quota	Matched
Family Medicine	3059120C0	8	8
Family Med/Ellensburg Rural	3059120C1	2	2

Community Health Care-WA

Tacoma	Code	Quota	Matched
Family Medicine	1731120C0	6	6

Harrison Med Ctr-WA

Bremerton	Code	Quota	Matched
Family Medicine	2059120C0	8	8

Kadlec Regional Med Ctr-WA

Richland	Code	Quota	Matched
Family Medicine	1721120C0	8	8

Kaiser Permanente Washington

Seattle	Code	Quota	Matched
Family Medicine/Capitol Hill	1811120C0	4	4
Family Medicine/Burien	1811120C1	2	2

MultiCare Good Samaritan Hosp-WA

Puyallup	Code	Quota	Matched
Family Medicine	1574120C0	6	6

PeaceHealth Southwest Med Ctr-WA

Vancouver	Code	Quota	Matched
Family Medicine	1143120C0	8	8

Providence Sacred Heart Med Ctr-WA

Spokane	Code	Quota	Matched
Family Medicine	1758120C0	10	10
Family Med/Rural	1758120C1	2	1
Internal Medicine	1758140C0	10	10
Psychiatry	1758400C0	4	4
Radiology-Diagnostic	1758420C0	2	2
Transitional	1758999P0	16	16

Providence St Peter Hospital-WA

Olympia	Code	Quota	Matched
Family Medicine	3198120C0	7	7
Family Medicine/Chehalis	3198120C1	3	2
Family Med/Summit Pacific	3198120C2	2	1

Puyallup Tribal Health Authority-WA

Tacoma	Code	Quota	Matched
Family Medicine	2209120C0	4	2

Sea Mar Community Health Ctrs-WA

Seattle	Code	Quota	Matched
Family Medicine	1912120C0	8	8

Skagit Regional Health-WA

Mount Vernon	Code	Quota	Matched
Internal Medicine	2159140C0	6	6

St. Joseph's Hospital-WA

Tacoma	Code	Quota	Matched
General Surgery	2210440C0	2	2

NRMP Program Results 2020 Main Residency Match®

Swedish Med Ctr-WA

Seattle	Code	Quota	Matched
Family Med/First Hill	1755120C0	6	6
Family Med/Downtown	1755120C1	3	3
Family Med/Ballard	1755120C2	2	2
Family Med/Cherry Hill	1755120C3	4	4
Family Med/SeaMar	1755120C4	2	2
Family Med/SIHB	1755120C5	2	2
Family Med/Carolyn Downs	1755120C7	2	2
Family Med/ID Clinic	1755120C8	2	2
Family Medicine/Rural	1755120C9	2	2
General Surgery	1755440C0	5	5
Surgery-Preliminary	1755440P0	5	3

Tacoma Family Med-WA

Tacoma	Code	Quota	Matched
Family Medicine	3086120C0	8	8

Trios Health-WA

Kennewick	Code	Quota	Matched
Internal Medicine	2167140C0	4	4
Medicine-Primary	2167140M0	0	0

U Washington Affil Hosps

Seattle	Code	Quota	Matched
Anesthesiology	1918040A0	1	1
Anesthesiology/Clin Base Yr	1918040C0	24	24
Anesthesiology/Crit Care Comb	1918040C1	1	1
Anesthesiology/Bonica Scholar	1918040C2	1	1
Anesthesiology	1918040R0	1	0
Dermatology	1918080A0	4	4
Emergency Medicine	1918110C0	12	12
Family Medicine	1918120C0	6	6
Family Med/Harborview	1918120C1	2	2
Family Medicine/Chelan Rural	1918120C2	2	2
Internal Medicine	1918140C0	39	39
Medicine-Primary	1918140M0	13	13
Med-Prelim/Ophthalmology	1918140P2	5	5
Neurological Surgery	1918160C0	3	3
Neurology	1918180C0	8	8
Neurology	1918180R0	1	1
Child Neurology	1918185C0	3	3
Obstetrics-Gynecology	1918220C0	7	7
Orthopaedic Surgery	1918260C0	8	8
Otolaryngology	1918280C0	3	3
Oto + 2 yrs research	1918280C1	1	1
Pathology-AP & CP	1918300C0	5	5
Pathology-AP only	1918300C1	0	0
Pathology-CP only	1918300C2	2	2
Pathology-AP & NP	1918300C3	2	2
Pediatrics	1918320C0	35	35
Pediatrics/Alaska	1918320C1	4	4
Pediatrics/Research	1918320C2	2	2
Phys Medicine & Rehab	1918340A0	8	8
Phys Medicine & Rehab	1918340C0	3	3
Plastic Surgery (Integrated)	1918362C0	4	4
Psychiatry	1918400C0	14	14
Psychiatry/UW Idaho	1918400C2	4	4
Psychiatry/Research	1918400C4	2	2

Psychiatry/ UW Montana	1918400C5	3	3
Interventional Radiology (Integ)	1918416A0	3	3
Radiology-Diagnostic	1918420A0	10	10
Radiation Oncology	1918430A0	3	3
General Surgery	1918440C0	3	3
Gen Surgery/Research	1918440C1	4	4
Surg-Prelim/2yr	1918440P0	2	2
Surg-Prelim/1yr	1918440P3	15	3
Vascular Surgery	1918451C0	2	2
Thoracic Surgery	1918461C0	1	1
Pediatrics-Medical Genetics	1918765C0	1	1

Valley Med Ctr-WA

Renton	Code	Quota	Matched
Family Medicine	3132120C0	8	8

Virginia Mason Med Ctr-WA

Seattle	Code	Quota	Matched
Anesthesiology	1756040A0	3	3
Anesthesiology	1756040C0	6	6
Internal Medicine	1756140C0	6	6
Medicine-Primary	1756140M0	4	4
Medicine-Preliminary	1756140P0	4	4
Radiology-Diagnostic	1756420A0	1	1
Radiology-Diagnostic	1756420C0	2	2
General Surgery	1756440C0	5	5
Surgery-Preliminary	1756440P0	6	3
Transitional	1756999P0	5	5

Yakima Valley Farm Workers Clinic-WA

Toppenish	Code	Quota	Matched
Family Medicine	2168120C0	4	3

WEST VIRGINIA

Charleston Area Med Ctr/WV Univ

Charleston	Code	Quota	Matched
Emergency Medicine	1902110C0	6	6
Family Medicine	1902120C0	2	2
Internal Medicine	1902140C0	10	10
Medicine-Preliminary	1902140P0	5	3
Obstetrics-Gynecology	1902220C0	3	3
Pediatrics	1902320C0	7	7
Psychiatry	1902400C0	4	4
General Surgery	1902440C0	4	4
Surgery-Preliminary	1902440P0	1	0
Vascular Surgery	1902451C0	1	1
Medicine-Psychiatry	1902715C0	2	2

Marshall Community Health-WV

Huntington	Code	Quota	Matched
Family Medicine	2191120C0	3	1

Marshall University SOM-WV

Huntington	Code	Quota	Matched
Family Medicine	3066120C0	8	8
Internal Medicine	3066140C0	17	17
Medicine-Preliminary	3066140P0	9	9
Neurology	3066180C0	3	3
Obstetrics-Gynecology	3066220C0	3	3
Orthopaedic Surgery	3066260C0	3	3
Pediatrics	3066320C0	6	5

NRMP Program Results 2020 Main Residency Match®

Marshall University SOM-WV (Continued)

Psychiatry	3066400C0	6	6
General Surgery	3066440C0	4	4
Surgery-Preliminary	3066440P0	3	0
Medicine-Pediatrics	3066700C0	2	0

Mountain State OPTI-WV

Lewisburg	Code	Quota	Matched
Emergency Medicine/Trinity	2105110C1	8	8
Family Medicine/Cornerstone	2105120C0	4	4
Family Medicine/GVMC	2105120C1	4	1
Family Medicine/Bluefield	2105120C2	5	5
Family Medicine/Meritus	2105120C3	6	6
Family Medicine/AcessHealth	2105120C4	4	4
Internal Medicine/Trinity	2105140C1	6	6
Osteo Neuromusculo Med/GVMC	2105275A0	3	0
Transitional/GVMC	2105999P0	3	0

United Hospital Ctr-WV

Bridgeport	Code	Quota	Matched
Family Medicine	2985120C0	8	3

West Virginia University SOM

Morgantown	Code	Quota	Matched
Anesthesiology	1837040C0	9	9
Anesthesiology	1837040R0	2	2
Dermatology	1837080A0	2	2
Emergency Medicine	1837110C0	10	10
Family Medicine	1837120C0	6	6
Family Med/Harpers Ferry	1837120C1	3	2
Internal Medicine	1837140C0	22	22
Internal Med/Funded Intl	1837140C1	3	3
Internal Med/Camden Clark	1837140C2	6	6
Neurological Surgery	1837160C0	1	1
Neurology	1837180C0	8	8
Obstetrics-Gynecology	1837220C0	3	3
Orthopaedic Surgery	1837260C0	3	3
Ortho Surgery/Research	1837260C1	1	1
Otolaryngology	1837280C0	3	3
Pathology	1837300C0	2	2
Pathology/International	1837300C1	1	1
Pediatrics	1837320C0	6	4
Plastic Surgery (Integrated)	1837362C0	1	1
Psychiatry	1837400C0	7	7
Psychiatry/Funded Intl	1837400C1	1	1
Radiology-Diagnostic	1837420A0	6	6
Radiation Oncology	1837430A0	1	0
General Surgery	1837440C0	5	5
Surgery-Preliminary	1837440P1	3	1
Surg-Prelim/Everest	1837440P2	2	0
Medicine-Pediatrics	1837700C0	4	4
Transitional	1837999P0	11	11
Trans/Dermatology	1837999P2	2	2

Wheeling Hospital-WV

Wheeling	Code	Quota	Matched
Family Medicine	1770120C0	8	6

WISCONSIN

Aurora Health Care/ASMC-WI

Milwaukee	Code	Quota	Matched
Family Med/Waukesha	1787120C0	7	7
Family Med/Lakeland	1787120C1	4	4
Internal Medicine	1787140C0	13	13
Obstetrics-Gynecology	1787220C0	3	3

Aurora St Lukes Medical Ctr-WI

Millwaukee	Code	Quota	Matched
Family Medicine	1789120C0	10	10
Radiology-Diagnostic	1789420C0	5	5
Transitional	1789999P0	9	9

Gundersen Lutheran Med Fdn-WI

La Crosse	Code	Quota	Matched
Family Medicine	1774120C0	6	6
Internal Medicine	1774140C0	8	8
General Surgery	1774440C0	3	3
Transitional	1774999P0	12	12

Marshfield Clinic-WI

Marshfield	Code	Quota	Matched
Dermatology	1780080A1	2	2
Internal Medicine	1780140C0	10	10
Pediatrics	1780320C0	6	6
General Surgery	1780440C0	3	3
Medicine-Pediatrics	1780700C0	2	2

Med Coll Wisconsin Affil Hosps

Milwaukee	Code	Quota	Matched
Anesthesiology	1784040C0	17	17
Anesthesiology	1784040R0	2	2
Dermatology	1784080A0	5	5
Emergency Medicine	1784110C0	12	12
Family Med/All Saints	1784120C1	6	6
Fam Med/Columbia-St Marys	1784120C2	8	8
Family Med/Fox Valley	1784120C4	7	7
Family Med/Comm Memorial	1784120C5	6	6
Internal Medicine	1784140C0	28	28
Internal Medicine/Geriatrics	1784140C1	2	2
Int Med/Research Path	1784140C2	0	0
Medicine-Primary	1784140M0	1	1
Medicine-Preliminary	1784140P0	10	10
Neurological Surgery	1784160C0	1	1
Neurology	1784180C0	5	5
Child Neurology	1784185C0	2	2
Obstetrics-Gynecology	1784220C0	8	8
Orthopaedic Surgery	1784260C0	5	5
Otolaryngology	1784280C0	3	3
Pathology	1784300C0	4	4
Pediatrics	1784320C0	23	23
Pediatrics-Preliminary	1784320P0	1	0
Phys Medicine & Rehab	1784340A0	6	6
Plastic Surgery (Integrated)	1784362C0	2	2
Psychiatry/Milwaukee	1784400C0	8	8
Psychiatry/Northeastern WI	1784400C1	4	4
Psychiatry/Central WI	1784400C2	3	3
Interventional Radiology (Integ)	1784416C0	2	2

NRMP Program Results 2020 Main Residency Match®

Med Coll Wisconsin Affil Hosps (Continued)

Radiology-Diagnostic	1784420A0	6	6
Radiation Oncology	1784430A0	1	1
General Surgery	1784440C0	7	7
General Surgery/Rural	1784440C1	1	1
Medicine-Pediatrics	1784700C0	6	6
Pediatrics-Anesthesiology	1784726C0	1	1
Transitional/St Joseph	1784999P0	14	14

WYOMING

Univ of Wyoming-Casper

Casper	Code	Quota	Matched
Family Medicine	3089120C0	8	8
Family Medicine/Rural	3089120C1	1	1

Univ of Wyoming-Cheyenne

Cheyenne	Code	Quota	Matched
Family Medicine	2034120C0	6	4

Mercy Health System-WI

Janesville	Code	Quota	Matched
Family Medicine	3722120C0	7	7

U Wisconsin Hospital and Clinics

Madison	Code	Quota	Matched
Anesthesiology	1779040A0	3	3
Anesthesiology	1779040C0	12	12
Anesthesiology	1779040R0	2	2
Dermatology	1779080A0	4	4
Emergency Medicine	1779110C0	12	12
Internal Medicine	1779140C0	25	25
Medicine-Primary	1779140M0	4	4
Med-Prelim/Radiation Onc	1779140P1	1	1
Med-Prelim/Radiology	1779140P2	2	2
Med-Prelim/Ophthalmology	1779140P3	3	3
Neurological Surgery	1779160C0	2	2
Neurology	1779180C0	5	5
Child Neurology	1779185C0	1	1
Obstetrics-Gynecology	1779220C0	6	6
Obstetrics-Gynecology/Rural	1779220C1	1	1
Orthopaedic Surgery	1779260C0	6	6
Otolaryngology	1779280C0	3	3
Pathology	1779300C0	5	5
Pediatrics	1779320C0	15	15
Pediatrics-Preliminary	1779320P1	1	1
Phys Medicine & Rehab	1779340A0	3	3
Plastic Surgery (Integrated)	1779362C0	3	3
Psychiatry	1779400C0	10	10
Interventional Radiology (Integ)	1779416A0	1	1
Radiology-Diagnostic	1779420A0	8	8
Radiation Oncology	1779430A0	3	3
Gen Surgery/Academic	1779440C0	6	6
Gen Surgery/Community	1779440C1	1	1
Surgery- Preliminary	1779440P3	6	0
Surg-Prelim/Radiology	1779440P4	1	1
Surg-Prelim/Int Radiology	1779440P5	1	1
Vascular Surgery	1779451C0	1	1

U Wisconsin SOM and Public Health

Madison	Code	Quota	Matched
Family Med/Madison	3001120C0	16	15
Family Med/Baraboo	3001120C1	2	0
Family Med/Eau Claire	3001120C2	5	5
Family Med/EC/Augusta	3001120C3	1	1
Family Med/Wausau	3001120C6	5	5