

IH-GAN: A Conditional Generative Model for Implicit Surface-Based Inverse Design of Cellular Structures

Jun Wang^{a,*}, Wei (Wayne) Chen^b, Daicong Da^b, Mark Fuge^a, Rahul Rai^c

^aDepartment of Mechanical Engineering, University of Maryland, College Park, MD 20742, USA

^bDepartment of Mechanical Engineering, Northwestern University, Evanston, IL 60208, USA

^cInternational Center for Automotive Research, Clemson University, Clemson, SC 29607, USA

Abstract

Variable-density cellular structures can overcome connectivity and manufacturability issues of topologically optimized structures, particularly those represented as discrete density maps. However, the optimization of such cellular structures is challenging due to the multiscale design problem. Past work addressing this problem generally either only optimizes the volume fraction of single-type unit cells but ignoring the effects of unit cell geometry on properties, or considers the geometry-property relation but builds this relation via heuristics. In contrast, we propose a simple yet more principled way to accurately model the property to geometry mapping using a conditional deep generative model, named *Inverse Homogenization Generative Adversarial Network (IH-GAN)*. It learns the conditional distribution of unit cell geometries given properties and can realize the one-to-many mapping from geometry to properties. We further reduce the complexity of IH-GAN by using the implicit function parameterization to represent unit cell geometries. Results show that our method can 1) generate various unit cells that satisfy given material properties with high accuracy (relative error < 5%) and 2) improve the optimized structural performance over the conventional topology-optimized variable-density structure. Specifically, in the minimum compliance example, our IH-GAN generated structure achieves a 84.4% reduction in concentrated stress and an extra 7% reduction in displacement. In the target deformation examples, our IH-GAN generated structure reduces the target matching error by 24.2% and 44.4% for two test cases, respectively. We also demonstrated that the connectivity issue for multi-type unit cells can be solved by transition layer blending.

Keywords: Inverse design, cellular structure design, homogenization, generative adversarial network, topology optimization

1. Introduction

Complexity-free manufacturing techniques such as additive manufacturing (AM) have enabled the fabrication of intricate geometric features. This permits the design of complex structures that fulfill specific functional criteria while possessing lower weight. Access to this new design space makes complex structural designs (*e.g.*, cellular structures) coveted in various engineering applications [1, 2, 3, 4, 5, 6]. In this context, topology optimization (TO) plays a major role in designing light-weight structures that satisfy functional goals [7]. However, the most widely used TO algorithms (*e.g.*, solid isotropic material with penalization or SIMP) [8] deliver discrete density maps as the outcome, leading to poor manufacturability due to 1) connectivity issues within variable-density bulk materials and 2) the limited resolution of the density map.

Conventional bulk material/density-based TO methods alleviated the connectivity issues (*e.g.*, the checkerboard problem and intermediate density) by applying filters (*e.g.*, sensitivity and density filters) [9, 10, 11].

*Corresponding author.

Email address: jwang38@umd.edu (Jun Wang)

To enable the manufacturability of the optimized density-based structure, researchers enhanced the resolution of the density map by employing the super-computing power [12, 13] and post-processing techniques [14, 15], or incorporated manufacturing constraints directly into the TO methods [16, 17]. However, these conventional approaches cannot fundamentally solve the intermediate density (multiple materials) and smoothness (continuity) issues due to their inherent vice relying on discrete density-based structures.

In recent years, researchers typically replace the density map with variable-density cellular unit cells (Figure 1), enabling high-resolution functionally graded structure design and manufacturing with a single material [18]. However, a naïve one-to-one replacement with unit cells having corresponding densities/volume fractions (without considering the unit cell shape) can break the optimized behavior because, unlike continuum solids, equivalent density alone does not guarantee equivalent mechanical properties for unit cells. The unit cell shape also affects its mechanical properties. To address this issue, researchers commonly *homogenize* each unit cell by pre-computing their effective properties [19, 20] such that they can approximate the continuum solid domain with the homogenized cellular structure, hopefully retaining equivalent properties. By establishing a mapping between densities and homogenized properties (*e.g.*, elastic tensors) following a scaling law¹ [21], TO can generate an optimized density map for a specific type/shape of cellular unit cells.

However, there are several issues in building such a mapping. First, the scaling law creates a mapping between the material property space and the unit cell density space. This means the unit cell’s material property is controlled only by its density (volume fraction), while variable unit cell types are not allowed. Second, being subject to that setting, the scaling law only allows bijective mapping, whereas the mapping from a material property space to a unit cell shape space can be one-to-many. Finally, the mapping itself is hard-coded (polynomial) and has limited flexibility/accuracy under different scenarios.




Figure 1: Variable-density cellular structure. (a) Density map obtained from TO. (b) Replacement with variable-density unit cells.

We solve these issues by constructing an *inverse homogenization (IH) mapping*—a generalized, direct, and accurate mapping from material properties to multi-type unit cell shapes. The IH mapping allows designers to efficiently retrieve correct unit cell shapes given the optimized material properties. Rather than the previous approaches that were limited to polynomial scaling and enforced bijectivity (*i.e.*, using the scaling law and level set field [22, 23]), we propose an end-to-end generative model that automatically learns a data-driven one-to-many IH mapping and suggests unit cell shapes conditioned on the input material properties. Figure 2 illustrates the role of our work in assisting the topology optimization of functionally graded cellular structures.

Our generative model is developed by training a conditional generative adversarial network (GAN) upon a family of implicit function-based cellular structures—*i.e.*, triply periodic minimal surfaces (TPMS) [24].

¹The scaling law hypothesizes the mechanical properties of cellular structures have polynomial law relationships with their relative densities.

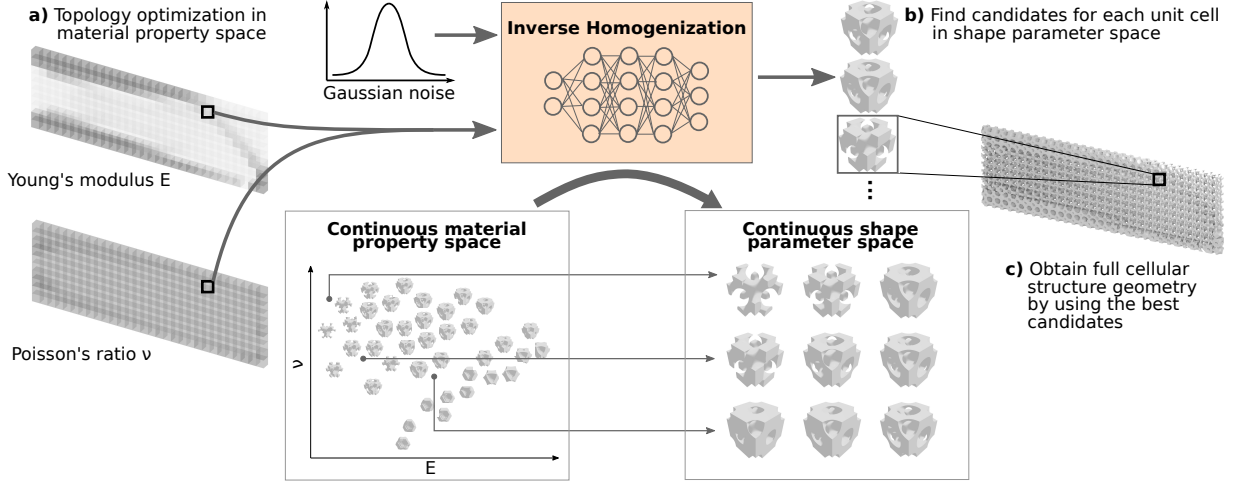


Figure 2: Inverse homogenization mapping for topology optimization of functionally graded cellular structures.

The implicit function representation (FRep) modeling method represents cellular structures as iso-surfaces that enable control of unit cell shapes by manipulating the functions' coefficients and level set constants. Compared to expensive volumetric representations [25], the FRep minimizes the number of design variables representing unit cell geometries. We propose a deep generative model, named *Inverse Homogenization GAN (IH-GAN)*, to learn a mapping from material properties to the implicit function describing the cellular unit cell geometry. We demonstrate our method's efficacy by rapidly generating various TPMS unit cells with accurate (relative error $< 5\%$) elastic properties (*i.e.*, Young's modulus and Poisson's ratio). To further demonstrate IH-GAN's practical usage in designing functionally graded cellular structures, we show a cantilever beam design example where the structure is assembled by variable types of unit cells generated from IH-GAN. This paper's primary contributions are as follows:

1. We describe a conditional generative model, IH-GAN, to enable an accurate (relative error $< 5\%$) and efficient IH mapping. After 38 seconds of training, IH-GAN can generate corresponding unit cell shapes in less than one second given feasible ranges of Young's modulus and Poisson's ratio.
2. We improve the IH mapping learned by the conditional GAN by adding an auxiliary material property regressor. We show through ablation experiments that this additional regressor reduces about half of the average mapping error.
3. We demonstrate the feasibility and the extremely low computational complexity when using the implicit function parameterization in deep generative modeling of unit cells while enabling downstream cellular structure inverse design tasks.
4. We ensure high-quality connections between different types of adjacent unit cells in designing functionally graded cellular structures by taking advantage of the filtering kernel used in TO, the continuous shape variation of IH-GAN's generated unit cells in the 2D material property space, and the transition layer blending technique.
5. We demonstrate that our method can improve the structural performance over the conventional topology-optimized variable-density structure in both minimum compliance problem (84.4% reduction in concentrated stress and extra 7% reduction in displacement) and target deformation problem (24.2% and 44.4% reductions of the target matching error for the two case studies).
6. We create a unit cell shape database for future studies on data-driven cellular structure design (available at https://github.com/available_if_accepted).

2. Related work

Our proposed method constructs the IH mapping from material properties to cellular unit cells using a GAN-based model. In this section, we first review prior work in cellular structure modeling. We then review generative models pertinent to the inverse design of cellular structures. Finally, we introduce conditional GANs (cGANs) [26], which our proposed IH-GAN builds upon.

2.1. Cellular structure modeling

Main approaches to representing cellular structures include boundary (*e.g.*, NURBS surfaces) representations (BRep) [27, 28, 29], volume (*e.g.*, voxels) representations (VRep) [25, 30, 31], and FRep (*e.g.*, trigonometric periodic functions) [32, 33, 34]. Given the high complexity of cellular structures, BRep and VRep incur large data size and processing costs (*e.g.*, in the number of voxels or polygons), limited geometry precision (*e.g.*, cracks in surfaces and self-intersections of polygons), limited or no support for parameterization (*e.g.*, VRep models need to be regenerated using a separate, high-level procedure or method), and poor manufacturability (*e.g.*, voxels have aliasing problems unless they are given at high resolutions requiring large amounts of memory) [35]. FRep is a shape parameterization that maps a set of parameters to points along the iso-surface of an implicit function. It offers a compact but precise representation of cellular structures that solves most of the above issues. To enable an accurate and efficient IH mapping using a deep neural network, we benefit from the compactness of FRep that allows representing cellular unit cells by a small set of parameters.

2.1.1. FRep of TPMS-based cellular structures

Surfaces whose mean curvature is everywhere zero are minimal surfaces. A *triply periodic* minimal surface is infinite and periodic in three independent directions. A TPMS is of special interest because it has no self-intersections and partitions space into two labyrinthine regions. These regions commonly appear in various natural and human-made structures, providing a concise description of a wide variety of cellular structures [36, 37, 38]. Compared to the other families of periodic surfaces [32, 39, 40, 41], TPMS are particularly fascinating because a TPMS derives one of the crystallographic space groups as its symmetry group [42]. Those with cubic symmetry simplify the homogenization process by having the same properties along three orthogonal axes [23]. Additionally, TPMS-based cellular structures afford high specific surface area, high porosity, and low relative density while maintaining outstanding mechanical properties [43, 44].

TPMS can be approximated by the periodic implicit surfaces of a sum defined in terms of Fourier series [45, 46, 24]:

$$f(x, y, z) = \sum_{hkl} |F(hkl)| \cos[2\pi(hx + ky + lz) - \alpha(hkl)] = 0 \quad (1)$$

where (h, k, l) are the reciprocal lattice vectors for a given lattice, $\alpha(hkl)$ is a phase shift, and the structure factor $F(hkl)$ is an amplitude associated with a given vector $(h, k, \text{ and } l)$.

Other than the concise representation and cubic symmetry, TPMS-based cellular unit cells can also be diversified by combining several functions and adjusting corresponding coefficients [32, 47].

2.1.2. Variable-density cellular structures and inverse homogenization mapping

Topology optimization is a computational process that optimizes the material distribution in a design space by literally removing material within it, intending to reveal the most efficient design given a set of constraints. Conventional TO methods (*e.g.*, SIMP, ESO/BESO², and level set) [8, 48, 49] often output the optimal structural design as a discrete field (*e.g.*, SIMP produces discrete densities and BESO generates discrete mesh elements). Thus, the early-stage TO outputs failed to consider aesthetics, manufacturability, or any other design constraints that one would normally need in a design process. To fill the gap between the discrete representation and those practical considerations, researchers have leveraged high-performing

²Evolutionary structural optimization (ESO) and its later version bi-directional ESO (BESO).

computational tools [12, 13] and post-processing [14, 15] to increase the representation’s resolution and incorporated the manufacturability constraints [16, 17] into the conventional TO directly. However, these methods still rely on the discrete field, which cannot fully take care of the smoothness and aesthetics considerations with high efficiency and precision. To further overcome these limitations, one needs to convert a discrete field into concrete geometries that can be physically realized while maintaining the same performance.

Variable-density cellular structures are a promising candidate to replace the density map (generated by SIMP). They resolve the geometric connectivity and manufacturability issues and possess unique combinations of physical properties (*e.g.*, high strength-to-weight ratio, high energy absorption, and high thermal conductivity) [50, 51, 52]. In addition, variable-density cellular structures make the density map manufacturable with a single material to avoid using costly multi-material techniques [53, 54, 55, 56]. First-generation variable-density cellular structures were designed using simple repeating elements such as cubic trusses with variable strut thickness [57] or hexagonal cells with variable hole diameter [58, 59]. Since then, the three main approaches, namely BReps (*e.g.*, B-splines) [60], VReps (*e.g.*, voxels) [61], and FReps [23], have been investigated for topology optimization of more complex cellular structures. FReps have become a more versatile representation that can produce miscellaneous cellular structures as implicit surfaces whose volume fraction can be conveniently controlled by the level set constant to resemble the given density map. By forming specific implicit functions like TPMS, one can even mimic complicated real-world structures, such as silicates (*e.g.*, Schwartz Diamond structures in diamonds) [62] and biomorphic formations (*e.g.*, Gyroid structures in butterfly wing scales) [63]. These implicit surfaces also take care of geometric continuity and coherence at the connections or interfaces between variable-density unit cells.

Besides the geometric modeling challenge, we need to ensure that generated variable-density cellular structures still preserve desired property performance to complete the density map conversion. To do that, one needs to homogenize the variable-density cellular unit cells to acquire their effective material properties and construct an IH mapping from the homogenized properties to their geometries. Most existing work builds the IH mapping by following the scaling law—*i.e.*, the mechanical properties of cellular structures have polynomial law relationships with their relative densities (Gibson-Ashby model [64, 21]). These relationships have been successfully fitted for low dimensional properties like elastic constants and thermal conductivity constants using polynomial and exponential functions [23]. For material properties with higher dimensionality, a level set field has been proposed to construct a continuous gamut representation of the material properties [22].

As mentioned previously, the scaling law performs a preliminary and simplified version of IH mapping with limited data to be fitted. However, it can only be applicable to approximating the low dimensional (*e.g.*, one-dimensional) property space with simple relationships (*e.g.*, one-to-one mapping). Every time the unit cell type changes, one needs to repeat that fitting process; this forces the mapping to be bijective and difficult to generalize across cell types. The level set method supports the IH mapping for a higher dimensional property space but suffers from a costly manual process requiring extensive computation. For example, Zhu *et al.* [22] needed to perform a series of procedures, including a discrete sampling of the microstructures, a continuous optimization of the microstructures, and a continuous representation of the material gamut by computing a signed distance field (up to 93 hours computational cost in total) to construct an accurate mapping in their application. Unlike these methods, our work eliminates these limitations by training an end-to-end deep generative model (*i.e.*, conditional GAN) to automatically learn the IH mapping from two-dimensional elastic properties (*i.e.*, Young’s modulus and Poisson’s ratio) to multiple types of unit cells.

2.1.3. Structures assembled by multiple types of cellular unit cells

Rather than using single-type variable-density unit cells that can limit the spectrum of physical properties, researchers have explored assembling structures with different types of unit cells to expand the range of physical behaviors. The major bottleneck in the assembly is the lack of sufficient interface connection area due to significantly different geometries at the intersection between two adjacent unit cells. Some existing works have focused on solving this bottleneck by optimizing geometric compatibility between adjacent unit cells. Zhou and Li [65] have summarized three methods (*i.e.*, connective constraint, pseudo load, and unified

formulation with nonlinear diffusion) to ensure the connectivity between adjacent 2D unit cells. Li *et al.* [66] used a similar kinematic approach to solve the compatibility issue. Radman *et al.* [67] performed topology optimization of three adjacent base cells by considering the connectivity constraints simultaneously: the base unit cells were designed for the target stiffness while maintaining smooth connectivity. Garner *et al.* [68] focused on finding the optimal connectivity between more diverse topology optimized unit cells while maximizing bulk moduli of the graded structures. Schumacher *et al.* [25] precomputed a database of tiled unit cells indexed by the elastic properties and applied a global optimization to select the optimal tiling that can best connect adjacent tile. Another approach was to use geometric interpolation to obtain intermediate structures that have no geometric frustration [69]. A similar interpolation strategy was commonly used to design variable-density cellular structures to generate a smooth connection between unit cells with different volumes [23]. Wang *et al.* [70] tackled the geometric compatibility by proposing non-periodic implicit functions that can generate two compatible unit cells with good overlap at the intersection face. In this paper, our approach takes advantage of the integrated TO and IH-GAN framework to generate functionally graded cellular structures with multiple types of unit cells and address the connectivity bottleneck simultaneously without a need for compatibility optimization. The generated structures are also precise and manufacturable for AM techniques.

2.1.4. Multiscale topology optimization

Due to the constant increase of computing power and the availability of big data in recent years, the simultaneous topological design of macroscale structures (*i.e.*, structure) and their underlying microscale structures (*i.e.*, material) have allowed researchers to optimize structures with hierarchically fine features for improved performance and manufacturability [71]. Equipped with data-driven methods, the multiscale TO becomes another important tool for efficiently overcoming the limitations of mono-scale or homogeneous structures. To more accurately map from the macroscale to the microscale structures, White *et al.* [72] developed single layer feedforward Gaussian basis function networks as a surrogate model. While Wu *et al.* [73] constructed the map from the density to super-element stiffness matrix using a surrogate model built with the assistance of proper orthogonal decomposition and diffuse approximation. Wang *et al.* [74] proposed systematic data-driven methods for the design of metamaterial microstructure, graded family, and multiscale system using a variational autoencoder (VAE). Rather than using a single type of underlying microstructures, the multiscale TO can also deal with multiple classes of truss structures to accommodate spatially varying desired behaviors with the aid of data-driven models (*e.g.*, interpolation model and multi-response latent-variable Gaussian process model) [75, 76]. Those multiclass microstructures were not limited to simple truss structures (to bypass connectivity issues) as they can also be fully non-periodic structures, which need the consideration of compatibility between adjacent unit cells [77, 78]. Instead, to bypass the compatibility challenge, Zhu *et al.* [22] fulfilled the non-periodic structural design by utilizing solid multi-material microstructures as the building blocks. In this paper, we use a conditional deep generative model to learn the conditional distribution of microscale unit cell geometries given the material properties obtained from the macroscale structural optimization to achieve one-to-many property to structure mapping and connect the macrostructure with microstructures in a simple yet principled way.

2.2. Generative models for inverse design of microstructures

Generative modeling, a branch of unsupervised learning techniques in machine learning, has been used to build the statistical model of data distributions. In recent years, deep generative models like VAEs or GANs have drawn much attention and are used to generate realistic data. These models are primarily applied in the computer science domain for image synthesis and nature language processing [79]. Unlike these typical applications, generative models have been used in the microstructural design, including crystalline porous structures, nanophotonic structures, and metamaterial structures. Kim *et al.* [80] developed a ZeoGAN model to generate realistic zeolite materials and their corresponding energy shapes via training the combined data of three grids (*i.e.*, the energy, silicon atom, and oxygen atom grids). Liu *et al.* [81] enabled the inverse design of nanophotonic metasurfaces (2D image data) by adopting a conditional GAN model where a pre-trained simulator was added to approximate the transmittance spectrum for a given geometric pattern at its

input. Ma *et al.* [82] revealed the non-intuitive and non-unique relationship between metamaterial structures and their optical responses by incorporating a VAE in their generative model, which encodes the designed pattern together with the corresponding optical response into a latent space. A VAE model (combined with a regressor of the mechanical properties of interest) was also used by Wang *et al.* [74] to generate the pixel-based 2D metamaterial microstructures. Kumar *et al.* [83] designed the spinodoid non-periodic cellular structures inversely via the use of two multi-layer perceptron—an inverse network and a forward network—the former takes a queried stiffness as input and outputs design parameters defining a cellular unit cell, and the latter takes the predicted design parameters as input and reconstructs the stiffness and verifies the prediction from the inverse network. In this paper, we use a conditional GAN model to realize the inverse design of cellular structures by learning the mapping from the material properties (*i.e.*, Young’s modulus and Poisson’s ratio) to the shape parameters that define the implicit surfaces of the cellular unit cells. To the best of our knowledge, the conditional GAN model has never been used in the inverse design of cellular structures.

2.3. Conditional generative adversarial networks

Generative adversarial networks [84] model a game between a generative model (*generator*) and a discriminative model (*discriminator*). The generative model maps an arbitrary noise distribution to the data distribution (*i.e.*, the distribution of designs in our scenario), thus can generate new data; while the discriminative model tries to perform classification, *i.e.*, to distinguish between real and generated data. The generator G and the discriminator D are usually built with deep neural networks. As D improves its classification ability, G also improves its ability to generate data that fools D . Thus, a vanilla GAN (standard GAN with no bells and whistles) has the following objective function:

$$\min_G \max_D V(D, G) = \mathbb{E}_{\mathbf{x} \sim P_{data}} [\log D(\mathbf{x})] + \mathbb{E}_{\mathbf{z} \sim P_{\mathbf{z}}} [\log(1 - D(G(\mathbf{z})))] \quad (2)$$

where \mathbf{x} is sampled from the data distribution P_{data} , \mathbf{z} is sampled from the noise distribution $P_{\mathbf{z}}$, and $G(\mathbf{z})$ is the generator distribution. A trained generator thus can map from a predefined noise distribution to the distribution of designs.

The *conditional GAN* or *cGAN* [26] further extends GANs to allow the generator to learn a conditional distribution. This is done by simply feeding the condition, \mathbf{y} , to both D and G . The loss function then becomes:

$$\min_G \max_D V_{cGAN}(D, G) = \mathbb{E}_{\mathbf{x} \sim P_{data}} [\log D(\mathbf{x}|\mathbf{y})] + \mathbb{E}_{\mathbf{z} \sim P_{\mathbf{z}}} [\log(1 - D(G(\mathbf{z}|\mathbf{y})))] \quad (3)$$

Therefore, given any conditions, cGAN can generate a set of designs that satisfy the given conditions, by feeding a set of random noise. In our case, the conditions are material properties (*i.e.*, the Young’s modulus and the Poisson’s ratio).

3. TPMS-based cellular structures

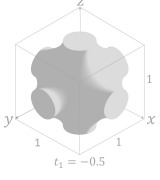
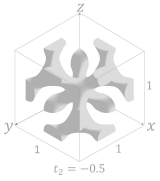
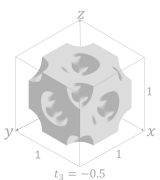
Our cellular structures are created as a composition of three different TPMS surfaces that have a cubic symmetry, namely Schwarz P (P), Diamond (D), and Schoen’s F-RD [85]. Table 1 lists their implicit functions and corresponding geometric models.

The three TPMS surfaces are merged as a weighted sum of their implicit functions using Equation (5):

$$\begin{aligned} f_{merge}(x, y, z) &= \alpha_1(4f_P(x, y, z)) + \alpha_2(4f_D(x, y, z)) + \alpha_3 f_{FRD}(x, y, z), \\ \alpha_1 + \alpha_2 + \alpha_3 &= 1, \\ 0 \leq \alpha_1, \alpha_2, \alpha_3 &\leq 1 \end{aligned} \quad (5)$$

where α_1 , α_2 , and α_3 are randomized with a fixed sum of 1 to generate diverse cellular unit cells. The weights of P and D surfaces are augmented by a multiplier ($= 4$) to balance the proportion of P and D surfaces when merging the three basic TPMS surfaces (shown in Table 1). The level set value (t_1 , t_2 , and

Table 1: TPMS surfaces with cubic symmetry

Morphology	TPMS function	Model
Schwarz P (P)	$f_P(x, y, z) = \cos(X) + \cos(Y) + \cos(Z) + t_1 = 0$	(4a) 
Diamond (D)	$f_D(x, y, z) = \cos(X) \cos(Y) \cos(Z) - \sin(X) \sin(Y) \sin(Z) + t_2 = 0$	(4b) 
F-RD	$f_{FRD}(x, y, z) = 8 \cos(X) \cos(Y) \cos(Z) + \cos(2X) \cos(2Y) \cos(2Z) - (\cos(2X) \cos(2Y) + \cos(2Y) \cos(2Z) + \cos(2Z) \cos(2X)) + t_3 = 0$	(4c) 

where $X = 2\pi x$, $Y = 2\pi y$, $Z = 2\pi z$.

t_3) in Equation (4a)-(4c) determines the volume fraction (*i.e.*, relative density) of a unit cell by thickening or thinning the surfaces. By picking different level set values, we can further increase the variations of these merged unit cells. Figure 3 displays some merged unit cells generated by Equation (5). In addition to the shape variation results from the merging operation, we also briefly show how the merging works in the property space by combining the three baseline classes of unit cells (*i.e.*, P, D, and F-RD with $t_1 = t_2 = t_3 = 0$) in Figure 4.

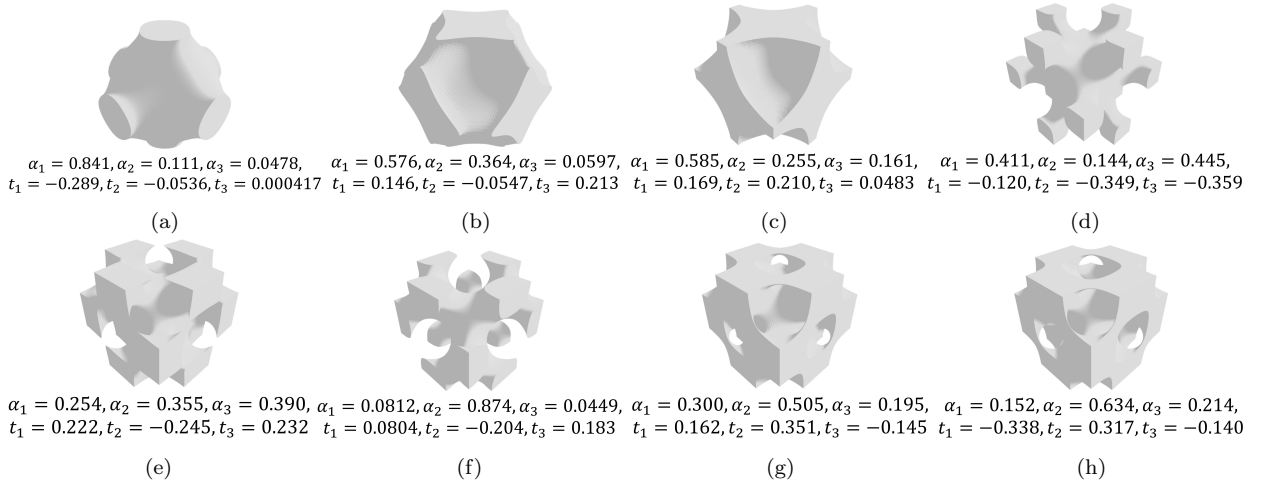


Figure 3: Merged unit cells using different shape parameters.

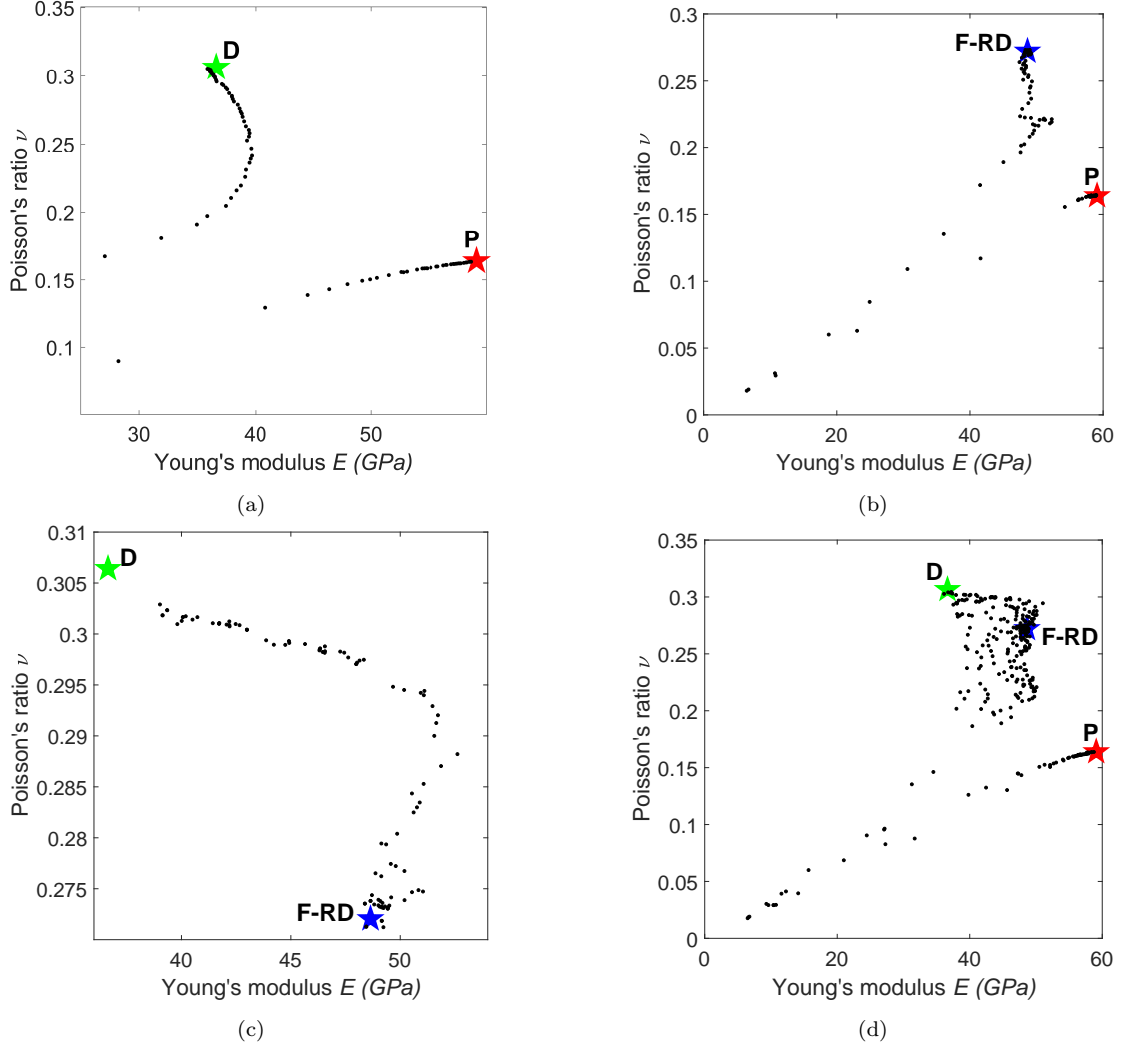


Figure 4: Property variation based on varying weights of the merged baseline unit cells (P, D, and F-RD with $t_1 = t_2 = t_3 = 0$). (a) Property variation of merged P and D ($\alpha f_P + (1 - \alpha) f_D$) with the increasing α ($\Delta\alpha = 0.01$). (b) Property variation of merged P and F-RD ($\alpha f_P + (1 - \alpha) f_{FRD}$) with the increasing α ($\Delta\alpha = 0.01$). (c) Property variation of merged D and F-RD ($\alpha f_D + (1 - \alpha) f_{FRD}$) with the increasing α ($\Delta\alpha = 0.01$). (d) Property variation of merged P, D, and F-RD (Equation 5) with 300 samples. The star symbols indicate the locations of the three baseline classes.

4. Effective properties of homogenized cellular structures

In this paper, a voxel-based numerical homogenization method [86] is employed to compute the effective elasticity tensor of the TPMS unit cells. Both numerical [87, 88] and practical experiments [89] elucidate that the homogenization method could be mechanically admissible to the prediction of the equivalent moduli and validation for the inverse homogenization design even with a small number of unit cell repetitions. From the homogenized constitutive matrix, one can obtain the identical Young's modulus and Poisson's ratio along the axial directions (x -, y -, and z -) due to the cubic symmetry of those TPMS-based cellular structures.

The finite element used in this homogenization is an eight-node hexahedron. Therefore, each unit cell is voxelized into $40 \times 40 \times 40$ cubes (Figure 5).

The constitutive matrix \mathbf{C}_e of the elementary material that is isotropic over each finite element, and

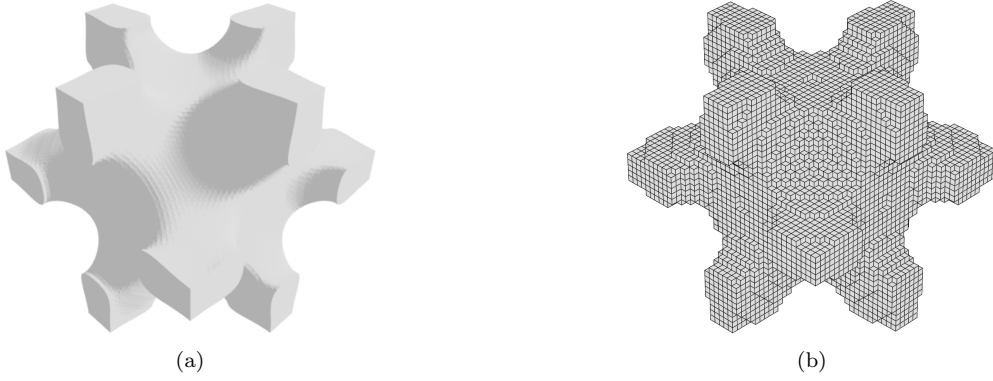


Figure 5: Voxelization of a TPMS-based unit cell. (a) Implicit surface. (b) Voxels.

thus can be expressed by Lamé's parameters [90] as:

$$\mathbf{C}_e = \begin{bmatrix} \lambda + 2\mu & \lambda & \lambda & 0 & 0 & 0 \\ \lambda & \lambda + 2\mu & \lambda & 0 & 0 & 0 \\ \lambda & \lambda & \lambda + 2\mu & 0 & 0 & 0 \\ 0 & 0 & 0 & \mu & 0 & 0 \\ 0 & 0 & 0 & 0 & \mu & 0 \\ 0 & 0 & 0 & 0 & 0 & \mu \end{bmatrix} \quad (6)$$

where the Lamé's first and second parameters λ and μ are:

$$\begin{aligned} \lambda &= \frac{\nu E}{(1 + \nu)(1 - 2\nu)}, \\ \mu &= \frac{E}{2(1 + \nu)} \end{aligned} \quad (7)$$

where E and ν are Young's modulus and Poisson's ratio of the elementary material³. The elemental stiffness matrix \mathbf{k}_e and the global stiffness matrix \mathbf{K} assembled for the unit cell are:

$$\mathbf{k}_e = \int_{V_e} \mathbf{B}_e^T \mathbf{C}_e \mathbf{B}_e dV_e, \quad \mathbf{K} = \sum_e^N \mathbf{k}_e \quad (8)$$

where N is the number of finite element inside the unit cell. The load \mathbf{f}^i to be used for calculating the displacement field is assembled by:

$$\mathbf{f}^i = \sum_e \int_{V_e} \mathbf{B}_e^T \mathbf{C}_e \boldsymbol{\varepsilon}^i dV_e \quad (9)$$

where the macroscopic strains are chosen as the unit strains $\boldsymbol{\varepsilon}^i$:

$$\begin{aligned} \boldsymbol{\varepsilon}^1 &= (1, 0, 0, 0, 0, 0)^T, \boldsymbol{\varepsilon}^2 = (0, 1, 0, 0, 0, 0)^T, \boldsymbol{\varepsilon}^3 = (0, 0, 1, 0, 0, 0)^T, \\ \boldsymbol{\varepsilon}^4 &= (0, 0, 0, 1, 0, 0)^T, \boldsymbol{\varepsilon}^5 = (0, 0, 0, 0, 1, 0)^T, \boldsymbol{\varepsilon}^6 = (0, 0, 0, 0, 0, 1)^T \end{aligned} \quad (10)$$

³In this paper, we assume the material has Young's modulus of 200 GPa and Poisson's ratio of 0.3. Using Equation (7), the Lamé's first and second parameters λ and μ are calculated as 115.4 and 76.9, respectively.

The global displacement fields χ^i of the unit cell are achieved by solving the following equation:

$$\mathbf{K}\chi^i = \mathbf{f}^i \quad (11)$$

where the displacement vectors χ^i are assumed to be V-periodic—*i.e.*, boundary nodes on three opposite faces of the unit cell will have the same displacement. Finally, each entry in \mathbf{C}^H can be obtained by using the following equation:

$$\mathbf{C}_{ij}^H = \frac{1}{|V|} \sum_e \int_{V_e} (\chi_e^{0(i)} - \chi_e^{(i)})^T \mathbf{k}_e (\chi_e^{0(j)} - \chi_e^{(j)}) dV_e \quad (12)$$

where $\chi_e^{0(i)}$ is the element displacement field that corresponds to the i -th unit strain in Equation (10), and $\chi_e^{(i)}$ is the corresponding displacement field obtained from globally enforcing the unit strains in Equation (11). After iterating the six unit strains, the 6×6 homogenized constitutive matrix \mathbf{C}^H is attained. To achieve the unit cell's effective Young's modulus and Poisson's ratio, one still needs to find the inverse of \mathbf{C}^H —*i.e.*, the homogenized compliance matrix \mathbf{S}^H . From the compliance matrix, the cubic symmetric unit cells have:

$$\begin{aligned} E^H &= E_x = E_y = E_z = \frac{1}{S_{11}^H} = \frac{1}{S_{22}^H} = \frac{1}{S_{33}^H}, \\ \nu^H &= -S_{12}^H E = -S_{13}^H E = -S_{21}^H E = -S_{23}^H E = -S_{31}^H E = -S_{32}^H E \end{aligned} \quad (13)$$

Figure 6 shows the coverage of effective material properties of our training data. Note that no training data is present in some regions (*e.g.*, the lower right region) of the material property space. This means that IH-GAN cannot faithfully generate the unit cells with the material properties from those regions since it has not seen any data there during training. Therefore, in downstream tasks like topology optimization, we need to constrain the solution space of the material properties based on the distribution of our training data. We will describe later how we consider the training data distribution while performing topology optimization.

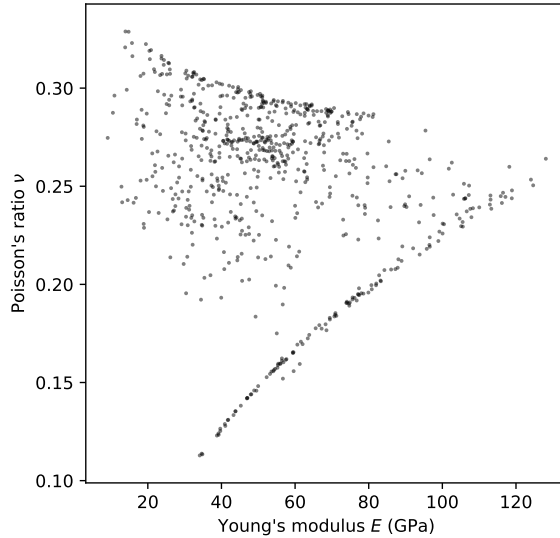


Figure 6: Effective material properties of training data.

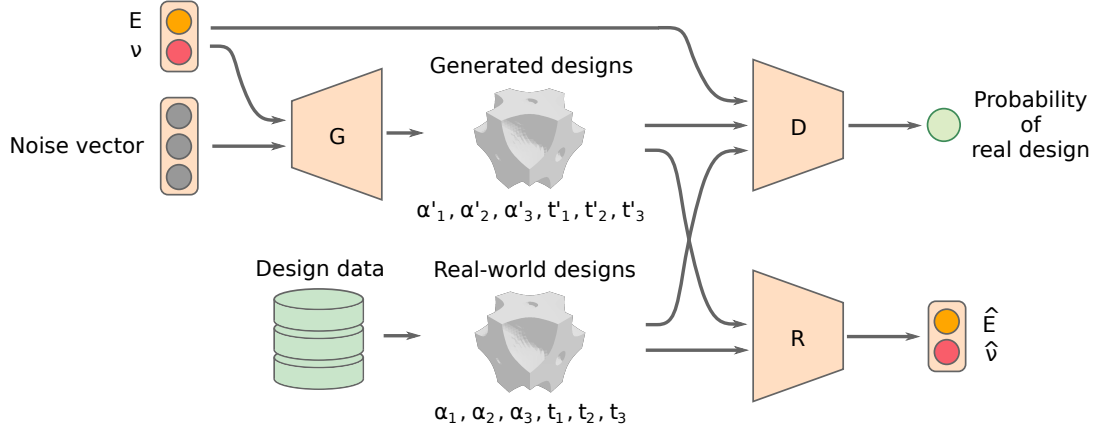


Figure 7: Architecture of the IH-GAN. Notations G , D , and R represent the generator, the discriminator, and the auxiliary material property regressor, respectively.

5. Inverse homogenization GAN

We propose a conditional GAN, Inverse Homogenization GAN (IH-GAN), to learn the IH mapping — a one-to-many mapping from the material property space \mathcal{M} in \mathbb{R}^2 to the shape parameter space \mathcal{S} in \mathbb{R}^6 (Figure 7). Specifically, \mathcal{M} is defined by the Young’s modulus E and the Poisson’s ratio ν of a unit cell; while \mathcal{S} is defined by the six shape parameters $\alpha_1, \alpha_2, \alpha_3, t_1, t_2$, and t_3 from Equation (4a)-(4c) and (5). The generator G has both the material properties and the noise vector \mathbf{z} as inputs. The noise is drawn from a predefined prior distribution $P_{\mathbf{z}}$ (e.g., multivariate normal distribution). Given E and ν , we can draw multiple unit cell shapes as the output of G by sampling noise vectors from $P_{\mathbf{z}}$ as the input to G .

We further improve the IH mapping by ensuring the generated shape parameters can be accurately mapped back to their corresponding material properties. Specifically, we add an *Auxiliary Material Property Regressor* (R) to predict each design’s material properties (Figure 7). This leads to two additional loss terms:

$$L_r(R) = \mathbb{E}_{\mathbf{x} \sim P_{data}} [|\mathbf{y} - R(\mathbf{x})|], \quad (14)$$

and

$$L_g(G) = \mathbb{E}_{\mathbf{z} \sim P_{\mathbf{z}}} [|\mathbf{y} - R(G(\mathbf{z}|\mathbf{y}))|], \quad (15)$$

where $\mathbf{x} = (\alpha_1, \alpha_2, \alpha_3, t_1, t_2, t_3)$, and $\mathbf{y} = (E, \nu)$. Note that we cannot update R in Eq. (15) because, as a regression model, R requires labeled data during training, but the geometries generated by G do not have pre-existing labels (i.e., the actual material properties)⁴.

Similar architecture is also used in two existing GAN variants: (1) To maximize the mutual information between the generated sample \mathbf{x} and its latent code \mathbf{c} , InfoGAN [91] uses an auxiliary network to approximate the conditional latent code distribution $P(\mathbf{c}|\mathbf{x})$; and (2) To improve sample quality, the auxiliary classifier GAN (AC-GAN) [92] uses an auxiliary classifier to predict the probability distribution $P(\mathbf{l}|\mathbf{x})$ over the class labels \mathbf{l} .

The overall loss function of IH-GAN thus combines the conditional GAN’s loss, Equation (15), Equation (14) with a hyperparameter γ :

$$\min_{G,R} \max_D V_{\text{IH-GAN}}(D, G, R) = V_{\text{cGAN}}(D, G) + \gamma (L_g(G) + L_r(R)). \quad (16)$$

⁴Ideally, we could apply homogenization for each generated geometry during training to obtain the actual material properties, but this would tremendously increase the training time

There are two ways of training IH-GAN:

1. Fix G when updating D and R , and fix D and R when updating G .
2. Use a pre-trained R . Fix G when updating D , and fix D when updating G (standard GAN training).

We used the first approach in our experiments. As mentioned earlier, we cannot train R together with G because the geometries generated by G do not have pre-existing labels (*i.e.*, the actual material properties), but R as a regression model requires labeled data during training.

6. Topology optimization for IH-GAN

As the proposed IH-GAN model can accurately generate cellular structures possessing the desired material properties, it can be useful in designing functionally graded cellular structures composed of multiple types of cellular unit cells. Rather than typical TO algorithms (*e.g.*, SIMP) that optimize a density map by assuming an approximate relation between Young’s modulus (E) and the density (ρ), our IH-GAN model uses a modified version of a TO algorithm that can output maps of both E and ν . Based on the E and ν maps, our IH-GAN generates corresponding cellular unit cells to replace the two maps and end up with a functionally graded cellular structure. We use two different elasticity objective functions—*i.e.*, minimum compliance and target deformation—in our TO algorithm.

6.1. Minimum compliance

We first use the same objective (C_c) as the one used in the standard TO algorithm. With E and ν as the design variables, our new TO problem is defined as:

$$\begin{aligned}
& \underset{E, \nu}{\text{minimize}} && C_c = \mathbf{u}^T \mathbf{K}(\mathbf{E}, \boldsymbol{\nu}) \mathbf{u} \\
& \text{subject to} && \mathbf{K}(\mathbf{E}, \boldsymbol{\nu}) \mathbf{u} - \mathbf{f}_{ext} = 0, \\
& && \Phi(E_i, \nu_i) \leq 0, \quad i = 1, \dots, N_e, \\
& && \sum_{i=1}^{N_e} E_i \leq E_c, \\
& && E_{min} \leq E_i \leq E_{max}, \\
& && \nu_{min} \leq \nu_i \leq \nu_{max},
\end{aligned} \tag{17}$$

where \mathbf{E} and $\boldsymbol{\nu}$ are the vectors of the element Young’s modulus and Poisson’s ratio, \mathbf{K} is the global stiffness matrix, \mathbf{u} is the displacement vector, and \mathbf{f}_{ext} represents the external loads applied to the object. The equality constraint is the static elasticity (Hooke’s law) equilibrium equation.

The first inequality constraint $\Phi \leq 0$ guarantees each cellular unit cell’s material properties have high probability density in the training data distribution (Figure 6) so that IH-GAN can faithfully generate shape parameters given E and ν . It can have the following form:

$$\Phi(E_i, \nu_i) = \tau - \text{Pr}(E_i, \nu_i; \theta), \tag{18}$$

where the probability density function $\text{Pr}(E_i, \nu_i; \theta)$ can be estimated by methods like kernel density estimation (KDE), θ denotes the parameters of the estimated distribution, and τ is a threshold on the probability density. To simplify this problem, in this paper, we use the convex hull of the training data’s material property instead to form a linear constraint:

$$\Phi(E_i, \nu_i) = A (E_i, \nu_i, 1)^T, \tag{19}$$

where $A \in \mathbb{R}^{n \times 3}$ contains the coefficients of n hyperplane equations.

The second inequality constraint controls the overall Young’s modulus E_c ⁵, which indirectly impacts the total mass of the object (a high E often corresponds to a large ρ). The last two constraints limit the lower and upper bounds of the element E and ν , respectively.

6.2. Target deformation

We then take a vector of nodal target displacements and boundary conditions as input. Our TO algorithm optimizes the material distributions (*i.e.*, E and ν maps) over the design domain to attain the desired linear deformation assuming a linear elastic behavior. The deformation objective function is defined as:

$$\underset{E, \nu}{\text{minimize}} \quad \mathbf{C}_d = (\mathbf{u} - \hat{\mathbf{u}})^T \mathbf{D}(\mathbf{u} - \hat{\mathbf{u}}), \quad (20)$$

where $\hat{\mathbf{u}}$ is the vector of the target displacements, and \mathbf{D} is a diagonal matrix that is used to define the query nodes of interest. For example, we can focus on a certain portion of the design domain by uniformly defining 31 query points at the bottom of the beam (Table 3).

The solutions of our TO problems contain two maps (*i.e.*, \mathbf{E} and $\boldsymbol{\nu}$), which are combined and fed into the IH-GAN model to generate the 6 shape parameters ($\alpha_1, \alpha_2, \alpha_3, t_1, t_2, t_3$). The corresponding unit cell shapes are then created using Equation (5).

7. Numerical experiments

In this section, we introduce a new unit cell shape dataset and our experimental settings. We release both our dataset and code at https://github.com/available_if_accepted.

7.1. Datasets

To train the IH-GAN, we use a unit cell shape database containing the shape parameters and the effective material properties of 924 unit cells.

Shape parameters. Using the design method in Section 3, each cellular unit cell can be represented by six parameters ($\alpha_1, \alpha_2, \alpha_3, t_1, t_2, t_3$). To produce a diverse dataset, we first randomly generate N groups of α_1 , α_2 , and α_3 with a fixed sum of 1. Next, we generated N groups of t_1 , t_2 , and t_3 through a Latin hypercube sampling [93] strategy to evenly cover the level set space. In this paper, we have $t_1, t_2, t_3 \in [-0.4, 0.4]$ to avoid modeling failures—*i.e.*, breaks due to a low density and fully solid due to a high density. We excluded shapes having small cross section areas or having zero contact areas with neighboring cells. The final dataset contains 924 different unit cells.

Effective material properties. The dataset of effective material properties is collected by homogenizing each of the 924 unit cells using the approach described in Section 4. In our material dataset, each unit cell’s material properties are represented as a set of two parameters (*i.e.*, E^H and ν^H).

The database is then split with a ratio of 8:2 for training (739) and evaluation (185), respectively.

7.2. IH-GAN model configuration and training

The generator, the discriminator, and the auxiliary regressor are fully-connected neural networks with the architectures shown in Figure 8. The unit cell shapes are represented as 6-dimensional vectors. The condition vectors (*i.e.*, material properties E and ν) are 2-dimensional vectors. We set the noise input \mathbf{z} as a 3-dimensional vector drawn from a standard multivariate normal distribution. We set $\lambda = 20$ in Equation (16). We used 5000 training iterations during training, with each iteration randomly sampling 32 examples as a mini-batch. The same learning rate of 0.0002 is used for optimizing the generator, the discriminator, and the auxiliary regressor. This simple neural network configuration allows a wall-clock training time of 38 seconds on a GeForce GTX TITAN X. The inference time is less than one second.

⁵In practice, instead of using E_c , the average Young’s modulus of each element E_a is used to set the target sum of Young’s modulus, where $E_c = E_a \times N_e$. In this paper, our case studies set $E_a = 55$ GPa.

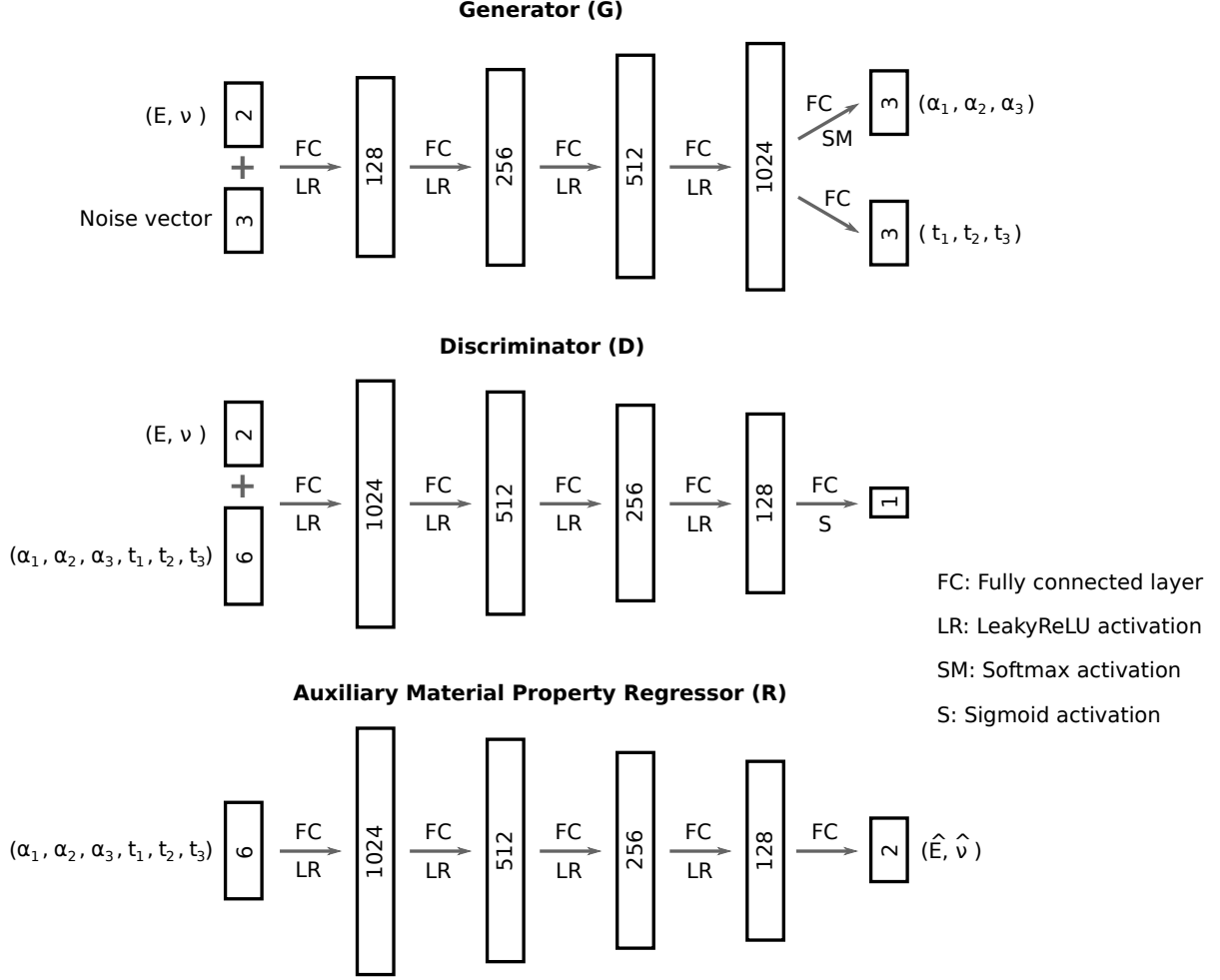


Figure 8: Neural network configuration used for experiments.

7.3. Topology optimization settings

In the training data, E ranges between [9.10, 128.11] (unit: GPa) and ν ranges between [0.11, 0.33]. Thus, in topology optimization, we set the material property upper bounds ν_{max} to 0.33 and E_{max} to 128.11 GPa in Equation (20). However, to avoid generating unfaithful unit cells as discussed earlier, we set the lower bounds ν_{min} to 0.23 and E_{min} to 20 GPa, as training data are sparse below those bounds. In Sec. 8.1, we will show that unit cells generated by conditioning on E and ν from the sparse data regions have connectivity issues and lead to inaccurate effective material properties.

8. Results and discussion

8.1. Performance of IH-GAN

To evaluate whether the generated unit cells have the exact material properties on which the geometries are conditioned, we compute the *material property error* on the test dataset. Specifically, we use test material properties (E, ν) as conditions for IH-GAN to generate corresponding unit cell geometries. Then

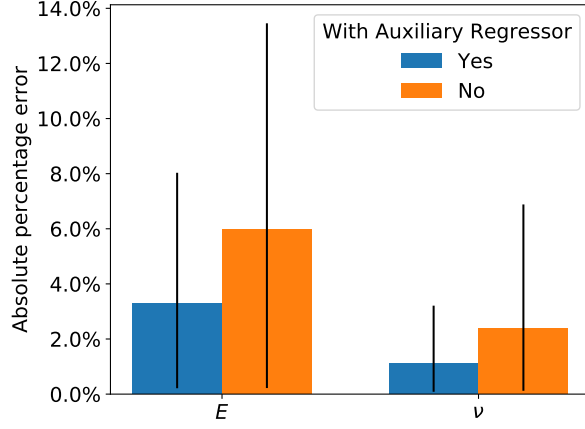


Figure 9: Material property errors of generated unit cells. Bars denote the mean material property errors. Error bars denote the 5%-95% interval.

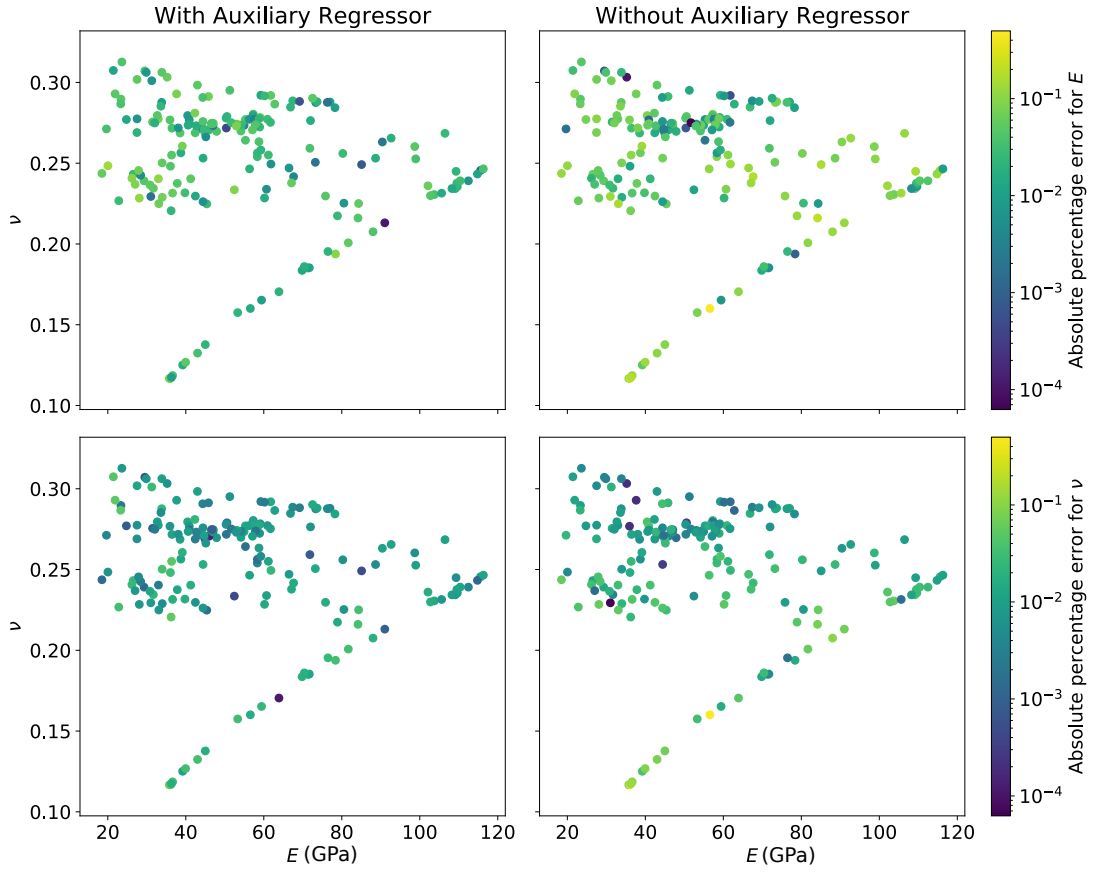


Figure 10: Error maps for generated unit cells in the material property space.

those geometries are evaluated by homogenization to obtain their actual effective material properties (E', ν') . The material property error measures the percentage error between (E, ν) and (E', ν') :

$$\begin{aligned}\epsilon_E &= (E' - E)/E, \\ \epsilon_\nu &= (\nu' - \nu)/\nu.\end{aligned}\tag{21}$$

We compute the errors on the test set. Results are shown in Figures 9 and 10. To demonstrate the effects of the auxiliary regressor, we also compute the errors when it is removed. Figure 9 indicates that using an auxiliary regressor decreases the errors in general. When adding an auxiliary regressor, the mean absolute percentage error decreases 44.9% and 53.1% for Young’s modulus and Poisson’s ratio, respectively. There is also a substantial decrease in the standard deviation of the absolute percentage errors for both material properties. Figure 10 shows the error maps of Young’s modulus and Poisson’s ratio. The auxiliary regressor mainly improves the accuracy when the Young’s modulus is large, or the Poisson’s ratio is small.




Figure 11: The effects of material properties (E and ν as conditions) and noise on synthesized unit cells. *Left*: synthesized unit cells conditioned on different material properties and fixed noise. Unit cells in the red box are generated in the region of the material property space where there are no real-world material property data. *Right*: each row shows synthesized unit cells by conditioning on certain material properties while varying the first noise variable.

On the left of Figure 11, we visualize the generated shape variation in a continuous 2D material property space, *i.e.*, how the generated unit cell shape changes when varying Young’s modulus E and Poisson’s ratio ν . It shows that there is a strong correlation between E and the unit cell’s volume fraction. Meanwhile, as ν increases, mass transports from the center of the unit cell to the periphery. These observations are consistent with physical intuition. Note that the true material property space may contain infeasible regions where there are no real-world data (*e.g.*, the lower left and lower right regions). In those regions, IH-GAN generates either invalid unit cells (*i.e.*, round-shaped unit cells at the lower left, which have zero contact areas with neighboring cells, as indicated by the red box) or invariant shapes (*i.e.*, shapes at the lower right corner). When IH-GAN is used for downstream tasks, we need to exclude those infeasible regions by bounding E and ν . On the right of Figure 11, we show how shape varies with the noise vector given fixed

E and ν as the condition. We obtain different unit cells by perturbing the noise input to the generator. This results in a one-to-many mapping from the material property space to the shape parameter space. The magnitude of shape variation, however, differs when conditioned on different material properties.

Ideally, for an inverse homogenization mapping, given fixed material properties (E, ν) as conditions, the noise input would only change the geometry of generated unit cells; whereas the material properties they actually possess would be fixed as (E, ν) . In reality, given fixed (E, ν) as conditions of generated geometries, their actual material properties (E', ν') may deviate from (E, ν) as we perturb the noise input. To test how far (E', ν') deviates from (E, ν) , we take 50 sets of (E, ν) as conditions, under each of which we randomly perturb the noise inputs to generate 50 unit cells and compute their material property errors. The results are shown in Figure 12. The errors for Young’s modulus have a larger variation caused by noise perturbation than Poisson’s ratio. Despite some outliers, most percentage errors for E have mean values within $[-3\%, 5\%]$ and standard deviations within 6%. Most percentage errors for ν have mean values within $[-2\%, 1\%]$ and standard deviations within 2%.

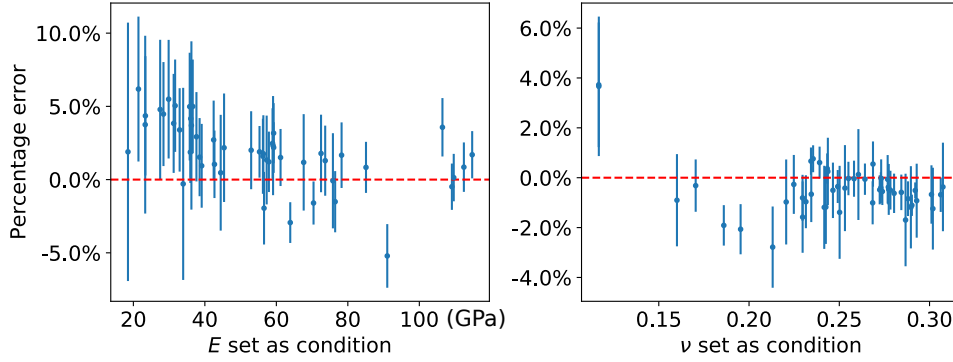


Figure 12: Distribution of material property errors when randomly perturbing the noise input (points and vertical lines denote mean and standard deviation, respectively).

8.2. Functionally graded cellular structural design

This paper optimizes a cantilever beam as an illustrative example to demonstrate the functionally graded cellular structural design using IH-GAN as shown in Figure 13. We obtain the optimized E and ν maps by solving the topology optimization problem described in Section 6. We then combine the two maps and feed them into IH-GAN to generate corresponding cellular unit cells. We finally assemble these cellular unit cells to make a beam.

To find the beam with the lowest weight, we generate n ($n = 10$ in this work) candidate cellular unit cells for each element by varying the noise and picking the one with the lowest density. The synthesized structure on the right of Figure 13 shows the final design with the lowest total mass (47.9% of the original total mass).

8.3. Connectivity

The major risk that arises when merging different types of cellular unit cells is the lack of sufficient interface connection area [70]. If the geometries at the intersection between two adjacent unit cells are significantly different, the common face’s potential overlap can be low, leading to poor connectivity. Such poor connectivity can result in a weak link that makes the entire structure vulnerable to failure (under functional needs) and eliminates any advantage obtained using multi-type cellular structures. In this paper, we validate the quality of interface connectivity by computing the percentage of overlap area:

$$P_o = \frac{|A_A \cap A_B|}{\min\{|A_A|, |A_B|\}} \times 100\%, \quad (22)$$

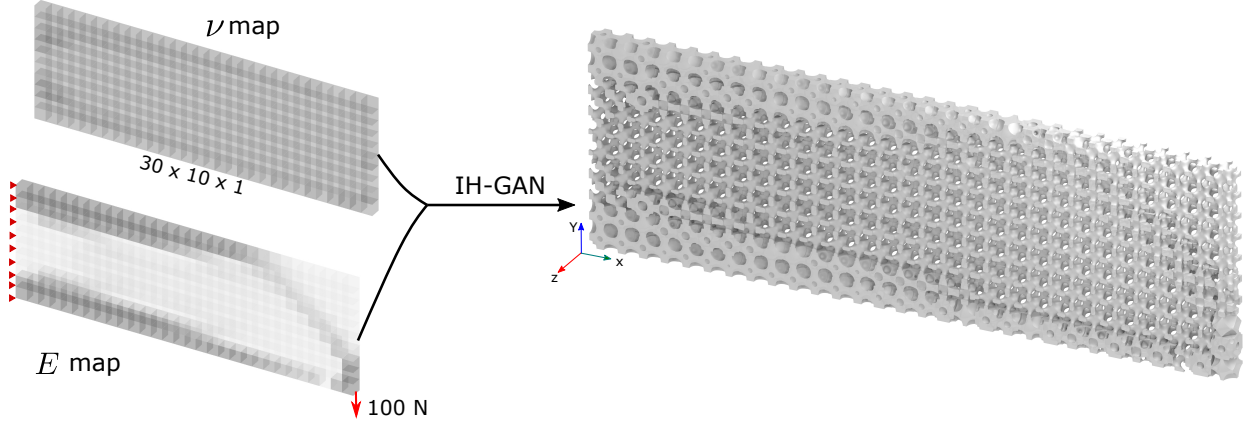


Figure 13: An illustrative example of a cantilever beam built by functionally graded cellular unit cells using IH-GAN. The beam has a dimension of $30\text{ mm} \times 10\text{ mm} \times 1\text{ mm}$ ($x \times y \times z$). *Left*: optimized Young’s modulus map and Poisson’s ratio map with boundary conditions indicated. The red triangles (\blacktriangle) symbolizes a fixed boundary condition along all three coordinates. The red arrows (\rightarrow) represent a point force loading condition and the direction it is applied. *Right*: the synthesized structure with multiple types of cellular unit cells.

where A_A and A_B are sets of pixels of two connecting unit cell faces after discretization. Figure 14 illustrates the boundary faces of two different unit cells, A and B, with the faces in contact vertically or horizontally when the structure is assembled. The face of unit cell A is represented by red circles, the face of unit cell B is depicted by green crosses, and the overlap areas are shown in red circles with green crosses infilled. In this paper, we utilize TPMS-based unit cells that have cubic symmetry. Therefore, each unit cell has six identical boundary faces. The average percentage of overlap areas within the whole structure is 98.7%.

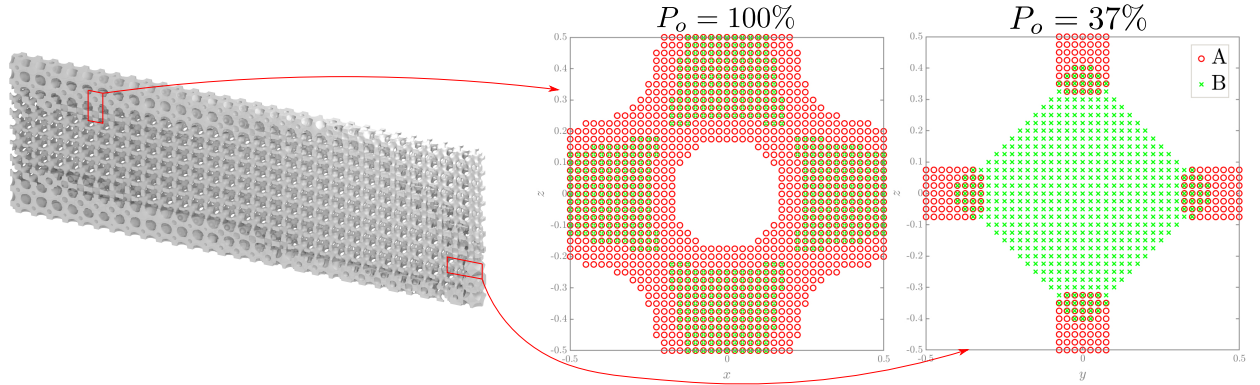


Figure 14: Interface boundaries for adjacent unit cells (A and B) at two locations.

By taking advantage of the material property filter kernel used in TO and the continuous shape variation of IH-GAN’s generated unit cells in the 2D material property space, IH-GAN’s generated unit cells can naturally guarantee quality connectivity between different unit cells without additional compatibility optimization efforts [25, 68]. Most of the boundary faces have overlap areas close to 100%. There are still some adjacent unit cells that can have relatively low overlap areas. For example, the rightmost subfigure in Figure 14 shows the lowest overlap between two unit cells with a percentage of 37.0%. To avoid possible failure due to insufficient interface connection, we can further mitigate the connectivity issue by blending each pair of two adjacent unit cells via an interpolation operation similar to the linear interpolation used in

the variable-density structure [23]. Figure 15 illustrates an example of the smooth transition between two different types of unit cells (*i.e.*, the two unit cells with 37% overlap in Figure 14).




Figure 15: Geometric compatibility and connectivity in cellular structures. (a) The connection between two different types of unit cells without smoothing the transition layer (*i.e.*, the connection interface). (b) A smooth connection (100% overlap) between the two different types of unit cells using interpolation.

8.4. Validation of structural performance

To demonstrate the efficacy of IH-GAN in designing functional structures, we validate the cantilever beam’s structural performance (Figure 13) by performing an FE simulation⁶ and comparing it with the single-type cellular structural designs. Taking Table 2 as an example, the solid beam is also redesigned into a variable-density single-type cellular structure and a uniform single-type cellular structure. For the variable-density structure, the density of D surface unit cells is optimized by the state-of-the-art proposed in [23]. In comparison, the uniform structure is formed by D surface unit cells with identical densities.

8.4.1. Minimum compliance

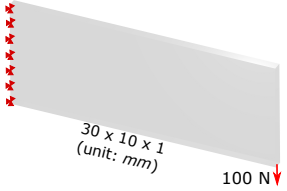
To enable a fair comparison between different design methods, we apply the same load (a point force of 100 N) and keep the density consistent (47.9%) for the three structures (Table 2). Our proposed IH-GAN-based method slightly reduces the beam’s maximum displacement by 7% (from 0.1478 mm to 0.1374 mm) compared to the variable-density structure. In contrast, the uniform structure (without optimization) results in a much larger displacement (0.4373 mm) and compliance (19.2650 N·mm). While maintaining the displacement and compliance performance, the IH-GAN-based method can lower the maximum von-Mises stress (σ_{max}) significantly compared to the other two methods. The IH-GAN structure’s maximum stress is 4,301.4 MPa, which is 84.4% lower than the maximum stress of the variable-density structure (27,650.8 MPa) and 92.4% lower than the maximum stress of the uniform structure (56,863.2 MPa). The FE simulated displacement (magnitude) and stress contours of the three structures are compared in Figure 16. The FE simulation results show that our IH-GAN model can successfully generate graded cellular structures with functional performance exceeding current implicit function-based single-type methods.

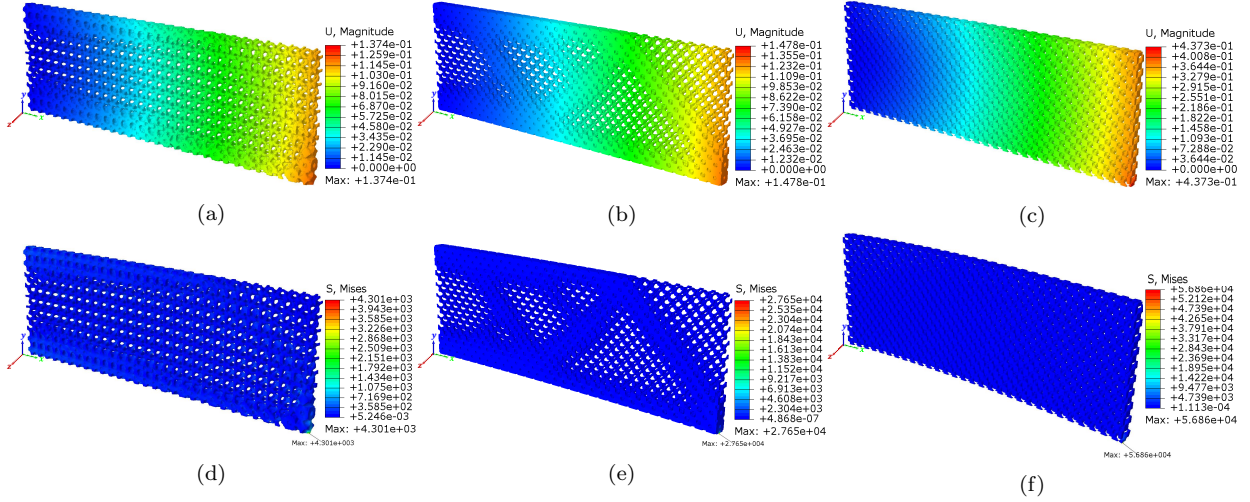
8.4.2. Target deformation

For the target deformation objective, we fix the left side of the beam, apply 10 mm displacement along the negative x -axis, and fix the displacement along y -axis (vertical displacement) on the right side of the

⁶In this paper, the finally assembled structures are formed by implicit surfaces (*e.g.*, all-triangular surface mesh). In order to do FE simulations, we convert the all-triangular surface mesh into an all-tetrahedral volumetric mesh using the *iso2mesh* 3D volumetric mesh generator [94]. The generated volumetric mesh consists of 650,000+ tetrahedra and takes a total generation time of 20+ seconds on average. The generated mesh was then rewritten and saved as an ABAQUS input file for the FE simulation. The FE simulation is performed using ABAQUS 2017 and takes an average of 80+ seconds to complete a job. The material properties used in the simulation are the same ones used in the homogenization process with $E = 200$ GPa and $\nu = 0.3$. A PC with a 2.9 GHz Intel Core i9-8950HK CPU and 32GB RAM was used for the mesh generation and FE simulation.

Table 2: Structural performance comparison for compliance minimization with different design methods

Design domain	IH-GAN	Variable-density	Uniform
			
Density (ρ)	47.9%	47.9%	47.9%
Max. displacement (mm)	0.1374	0.1478	0.4373
σ_{max} (MPa)	4,301.4	27,650.8	56,863.2
Compliance ($N \cdot mm$)	6.5634	6.5764	19.2650

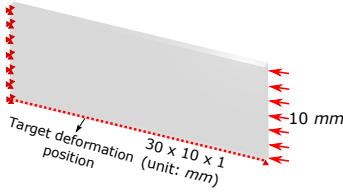


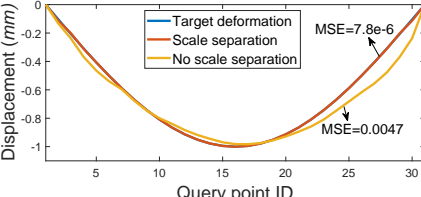
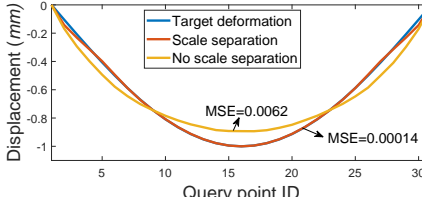


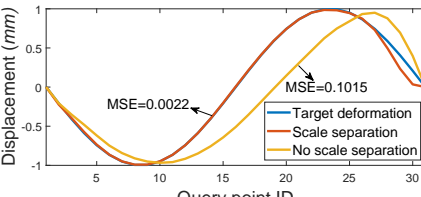
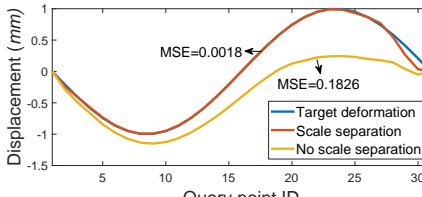

 Figure 16: FE simulated displacement (*first row*: (a), (b), and (c)) and stress (*second row*: (d), (e), and (f)) contours of the beam redesigned for minimum compliance. *Left*: IH-GAN-based multi-type cellular structure, *Middle*: variable-density single-type cellular structure, and *Right*: uniform single-type cellular structure.

beam. The design domain in Table 3 illustrates the boundary conditions where the red dotted line indicates the target deformation locations of interest (bottom edge of the beam). We experiment on two target deformations—*i.e.*, displacements of a period of full *sin* curve and a half *sin* curve. The 31 nodes uniformly located on the bottom edge are used as the query points for evaluating the deformation performance. In Table 3, the 3D models exhibit the final designs for the target deformations using our IH-GAN method and the variable-density single-type cellular structure. Again, to enable a fair comparison, we keep the structures' density consistent (52.8% for the half *sin* curve designs and 53.0% for the full *sin* curve ones). The graphs compare the target displacements with the optimized displacements directly from TO (*i.e.*, scale separation) and the simulated displacements from ABAQUS (*i.e.*, no scale separation). To quantify the shape similarity between curves, we employ *Mean Squared Error* (MSE) as the measuring metric⁷. A lower MSE value corresponds to higher similarity. As seen in Table 3, the displacements optimized by TO (scale separation)

⁷ $MSE = \frac{1}{n} \sum_{i=1}^n (u_i - \hat{u}_i)^2$.

are close to the target full *sin* and half *sin* curves (with low MSE values), while the numerical experimental curves show some shifts and discrepancies in the FE simulations of the finally assembled structures. For both target curves (full *sin* and half *sin*), the multi-type functionally graded cellular structures created by our IH-GAN show higher similarities with lower MSE values (0.0047 and 0.1015 for half *sin* and full *sin*, respectively) compared to the curves generated by the variable-density single-type cellular structure (0.0062 and 0.1826 for half *sin* and full *sin*, respectively). The FE simulated (signed) displacement contours along *y*-axis are compared in Figure 17.

Table 3: Structural performance comparison for target deformation with different design methods

Design domain	IH-GAN	Variable-density
 <p>Target deformation position 30 x 10 x 1 (unit: mm) 10 mm</p>		
Half <i>sin</i> curve	 <p>Displacement (mm)</p> <p>Query point ID</p> <p>MSE=7.8e-6 MSE=0.0047</p>	 <p>Displacement (mm)</p> <p>Query point ID</p> <p>MSE=0.0062 MSE=0.00014</p>
Full <i>sin</i> curve		
	 <p>Displacement (mm)</p> <p>Query point ID</p> <p>MSE=0.0022 MSE=0.1015</p>	 <p>Displacement (mm)</p> <p>Query point ID</p> <p>MSE=0.0018 MSE=0.1826</p>

9. Conclusion

We proposed a GAN model to learn the IH mapping from material properties to unit cell shapes that can be used to optimize functionally graded cellular structures. The cubic symmetric TPMS surfaces (P, D, and F-RD) were chosen and combined to create the dataset of isotropic cellular structures and represent each cellular unit cell as a six-dimensional shape vector (*i.e.*, $\alpha_1, \alpha_2, \alpha_3, t_1, t_2, t_3$). The material property space consisting of effective Young's modulus and Poisson's ratio (*i.e.*, E^H and ν^H) were computed using a voxel-based numerical homogenization method. Our proposed IH-GAN's one-to-many IH mapping was learned on the six-dimensional shape parameter space with the two-dimensional material property space as the input conditions.

Our approach offers an end-to-end generative model that automatically learns the IH mapping from data without assuming a bijective polynomial relationship. Except for the unit cell density (volume fraction), we

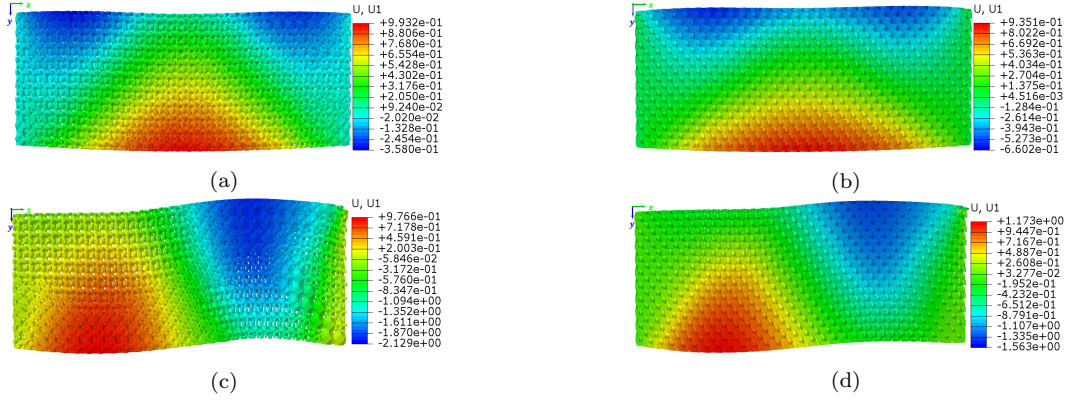


Figure 17: FE simulated y -axis (signed) displacement contours of the beam redesigned for target deformations. *Left*: IH-GAN-based multi-type cellular structures for (a) target half \sin curve and (c) full \sin curve and *Right*: variable-density single-type cellular structures for (b) target half \sin curve and (d) full \sin curve.

also consider unit cell types when building the mapping. By including an auxiliary regressor in the IH-GAN, we can accurately generate the cellular unit cells that possess the desired material properties (relative error < 5%).

We also demonstrate the IH-GAN model's efficacy by combining it with a modified TO algorithm to construct functionally graded cellular structures (*e.g.*, a cantilever beam in this paper) using multiple types of cellular unit cells. Our approach addresses the connectivity issue between different types of unit cells simultaneously without a need for further compatibility optimization. The optimized example shown in this paper can save around 50.0% of total weight compared to the solid counterpart. By implementing FE simulations, we validate that the beam constructed by IH-GAN improves the functional performance (*e.g.*, 84.4% reduction in concentrated stress) compared to the conventional topology-optimized variable-density beam structure. Moreover, the beam redesigned by IH-GAN can also achieve the target deformations with decent performance.

Limitations and future work: As a data-driven model, the IH-GAN cannot faithfully generate unit cell shapes given material properties outside the training data distribution. This brings the need for constraining the solution space when performing topology optimization, which in turn may limit the performance of the optimized cellular structure. Future work could explore how to combine both data-driven and physics models to allow faithful data extrapolation beyond the training dataset. Another promising extension is to increase the material space's dimensionality from two to three (*i.e.*, including volume fraction) to have volume fraction as a constraint in the TO problem to make it more practical for mass control.

While in this paper, we use isotropic material properties to demonstrate the effectiveness of the proposed IH-GAN model, the model itself is agnostic to the type of properties. We can replace the isotropic material properties with anisotropic stiffness or other physics properties (*e.g.*, thermal, optical, and acoustic or combinations). We will perform new case studies to demonstrate and validate our proposed method in other application domains in our future work.

References

- [1] N. A. Fleck, V. S. Deshpande, M. F. Ashby, Micro-architected materials: past, present and future, *Proceedings of the Royal Society A: Mathematical, Physical and Engineering Sciences* 466 (2121) (2010) 2495–2516.
- [2] L. J. Gibson, Biomechanics of cellular solids, *Journal of biomechanics* 38 (3) (2005) 377–399.
- [3] J. Callanan, O. Ogunbodede, M. Dhameliya, J. Wang, R. Rai, Hierarchical combinatorial design and optimization of quasi-periodic metamaterial structures, in: *ASME 2018 International Design Engineering Technical Conferences and Computers and Information in Engineering Conference*, American Society of Mechanical Engineers Digital Collection, 2018.
- [4] A. G. Evans, J. W. Hutchinson, N. A. Fleck, M. Ashby, H. Wadley, The topological design of multifunctional cellular metals, *Progress in Materials Science* 46 (3-4) (2001) 309–327.

- [5] J. Brennan-Craddock, D. Brackett, R. Wildman, R. Hague, The design of impact absorbing structures for additive manufacture, in: *Journal of Physics-Conference Series*, Vol. 382, 2012, p. 012042.
- [6] L. Cheng, J. Liu, X. Liang, A. C. To, Coupling lattice structure topology optimization with design-dependent feature evolution for additive manufactured heat conduction design, *Computer Methods in Applied Mechanics and Engineering* 332 (2018) 408–439.
- [7] M. P. Bendsoe, O. Sigmund, *Topology optimization: theory, methods, and applications*, Springer Science & Business Media, 2013.
- [8] M. P. Bendsoe, Optimal shape design as a material distribution problem, *Structural optimization* 1 (4) (1989) 193–202.
- [9] O. Sigmund, J. Petersson, Numerical instabilities in topology optimization: a survey on procedures dealing with checkerboards, mesh-dependencies and local minima, *Structural optimization* 16 (1) (1998) 68–75.
- [10] E. Andreassen, A. Clausen, M. Schevenels, B. S. Lazarov, O. Sigmund, Efficient topology optimization in matlab using 88 lines of code, *Structural and Multidisciplinary Optimization* 43 (1) (2011) 1–16.
- [11] B. S. Lazarov, O. Sigmund, Filters in topology optimization based on helmholtz-type differential equations, *International Journal for Numerical Methods in Engineering* 86 (6) (2011) 765–781.
- [12] N. Aage, E. Andreassen, B. S. Lazarov, O. Sigmund, Giga-voxel computational morphogenesis for structural design, *Nature* 550 (7674) (2017) 84–86.
- [13] H. Liu, Y. Hu, B. Zhu, W. Matusik, E. Sifakis, Narrow-band topology optimization on a sparsely populated grid, *ACM Transactions on Graphics (TOG)* 37 (6) (2018) 1–14.
- [14] J. P. Groen, O. Sigmund, Homogenization-based topology optimization for high-resolution manufacturable microstructures, *International Journal for Numerical Methods in Engineering* 113 (8) (2018) 1148–1163.
- [15] T. Zegard, G. H. Paulino, Bridging topology optimization and additive manufacturing, *Structural and Multidisciplinary Optimization* 53 (1) (2016) 175–192.
- [16] A. Sutradhar, J. Park, P. Haghighi, J. Kresslein, D. Detwiler, J. J. Shah, Incorporating manufacturing constraints in topology optimization methods: A survey, in: *International Design Engineering Technical Conferences and Computers and Information in Engineering Conference*, Vol. 58110, American Society of Mechanical Engineers, 2017, p. V001T02A073.
- [17] J. V. Carstensen, J. K. Guest, Projection-based two-phase minimum and maximum length scale control in topology optimization, *Structural and Multidisciplinary Optimization* 58 (5) (2018) 1845–1860.
- [18] D. Montoya-Zapata, A. Moreno, J. Pareja-Corcho, J. Posada, O. Ruiz-Salguero, Density-sensitive implicit functions using sub-voxel sampling in additive manufacturing, *Metals* 9 (12) (2019) 1293.
- [19] A. Bensoussan, J.-L. Lions, G. Papanicolaou, *Asymptotic analysis for periodic structures*, Vol. 374, American Mathematical Soc., 2011.
- [20] E. Andreassen, C. S. Andreasen, How to determine composite material properties using numerical homogenization, *Computational Materials Science* 83 (2014) 488–495.
- [21] M. F. Ashby, The properties of foams and lattices, *Philosophical Transactions of the Royal Society A: Mathematical, Physical and Engineering Sciences* 364 (1838) (2006) 15–30.
- [22] B. Zhu, M. Skouras, D. Chen, W. Matusik, Two-scale topology optimization with microstructures, *ACM Transactions on Graphics (TOG)* 36 (4) (2017) 1.
- [23] D. Li, N. Dai, Y. Tang, G. Dong, Y. F. Zhao, Design and optimization of graded cellular structures with triply periodic level surface-based topological shapes, *Journal of Mechanical Design* 141 (7).
- [24] P. J. Gandy, S. Bardhan, A. L. Mackay, J. Klinowski, Nodal surface approximations to the p, g, d and i-wp triply periodic minimal surfaces, *Chemical physics letters* 336 (3-4) (2001) 187–195.
- [25] C. Schumacher, B. Bickel, J. Rys, S. Marschner, C. Daraio, M. Gross, Microstructures to control elasticity in 3d printing, *ACM Transactions on Graphics (TOG)* 34 (4) (2015) 1–13.
- [26] M. Mirza, S. Osindero, Conditional generative adversarial nets, *arXiv preprint arXiv:1411.1784*.
- [27] R. M. Gorguluarslan, U. N. Gandhi, Y. Song, S.-K. Choi, An improved lattice structure design optimization framework considering additive manufacturing constraints, *Rapid Prototyping Journal*.
- [28] Y. Chen, 3d texture mapping for rapid manufacturing, *Computer-Aided Design and Applications* 4 (6) (2007) 761–771.
- [29] M. Naing, C. Chua, K. Leong, Y. Wang, Fabrication of customised scaffolds using computer-aided design and rapid prototyping techniques, *Rapid Prototyping Journal*.
- [30] E. Vergés, D. Ayala, S. Grau, D. Tost, 3d reconstruction and quantification of porous structures, *Computers & Graphics* 32 (4) (2008) 438–444.
- [31] J. Panetta, Q. Zhou, L. Malomo, N. Pietroni, P. Cignoni, D. Zorin, Elastic textures for additive fabrication, *ACM Transactions on Graphics (TOG)* 34 (4) (2015) 1–12.
- [32] M. Maldovan, E. L. Thomas, *Periodic materials and interference lithography: for photonics, phononics and mechanics*, John Wiley & Sons, 2009.
- [33] D. J. Yoo, Porous scaffold design using the distance field and triply periodic minimal surface models, *Biomaterials* 32 (31) (2011) 7741–7754.
- [34] J. Wang, R. Rai, Generative design of conformal cubic periodic cellular structures using a surrogate model-based optimisation scheme, *International Journal of Production Research* (2020) 1–20.
- [35] A. Pasko, O. Fryazinov, T. Vilbrandt, P.-A. Fayolle, V. Adzhiev, Procedural function-based modelling of volumetric microstructures, *Graphical Models* 73 (5) (2011) 165–181.
- [36] M. Wohlgemuth, N. Yufa, J. Hoffman, E. L. Thomas, Triply periodic bicontinuous cubic microdomain morphologies by symmetries, *Macromolecules* 34 (17) (2001) 6083–6089.
- [37] Y. Wang, Periodic surface modeling for computer aided nano design, *Computer-Aided Design* 39 (3) (2007) 179–189.
- [38] Y. Jung, K. T. Chu, S. Torquato, A variational level set approach for surface area minimization of triply-periodic surfaces,

- Journal of Computational Physics 223 (2) (2007) 711–730.
- [39] H. Von Schnering, R. Nesper, Nodal surfaces of fourier series: fundamental invariants of structured matter, *Zeitschrift für Physik B Condensed Matter* 83 (3) (1991) 407–412.
 - [40] M. R. Halse, The fermi surfaces of the noble metals, *Philosophical Transactions of the Royal Society of London. Series A, Mathematical and Physical Sciences* 265 (1167) (1969) 507–532.
 - [41] A. Pasko, V. Adzhiev, A. Sourin, V. Savchenko, Function representation in geometric modeling: concepts, implementation and applications, *The visual computer* 11 (8) (1995) 429–446.
 - [42] E. A. Lord, A. L. Mackay, Periodic minimal surfaces of cubic symmetry, *Current Science* (2003) 346–362.
 - [43] X. Wu, D. Ma, P. Eisenlohr, D. Raabe, H.-O. Fabritius, From insect scales to sensor design: modelling the mechanochromic properties of bicontinuous cubic structures, *Bioinspiration & biomimetics* 11 (4) (2016) 045001.
 - [44] S. Khaderi, V. Deshpande, N. Fleck, The stiffness and strength of the gyroid lattice, *International Journal of Solids and Structures* 51 (23-24) (2014) 3866–3877.
 - [45] A. L. Mackay, Crystallographic surfaces, *Proceedings of the Royal Society of London. Series A: Mathematical and Physical Sciences* 442 (1914) (1993) 47–59.
 - [46] J. Klinowski, A. L. Mackay, H. Terrones, Curved surfaces in chemical structure, *Philosophical Transactions of the Royal Society of London. Series A: Mathematical, Physical and Engineering Sciences* 354 (1715) (1996) 1975–1987.
 - [47] J. Wang, R. Rai, J. N. Armstrong, Investigation of compressive deformation behaviors of cubic periodic cellular structural cubes through 3d printed parts and fe simulations, *Rapid Prototyping Journal*.
 - [48] X. Huang, Y. Xie, Convergent and mesh-independent solutions for the bi-directional evolutionary structural optimization method, *Finite Elements in Analysis and Design* 43 (14) (2007) 1039–1049.
 - [49] M. Y. Wang, X. Wang, D. Guo, A level set method for structural topology optimization, *Computer methods in applied mechanics and engineering* 192 (1-2) (2003) 227–246.
 - [50] W. Hou, X. Yang, W. Zhang, Y. Xia, Design of energy-dissipating structure with functionally graded auxetic cellular material, *International Journal of Crashworthiness* 23 (4) (2018) 366–376.
 - [51] K. J. Maloney, K. D. Fink, T. A. Schaedler, J. A. Kolodziejska, A. J. Jacobsen, C. S. Roper, Multifunctional heat exchangers derived from three-dimensional micro-lattice structures, *International Journal of Heat and Mass Transfer* 55 (9-10) (2012) 2486–2493.
 - [52] S. Yin, L. Wu, J. Yang, L. Ma, S. Nutt, Damping and low-velocity impact behavior of filled composite pyramidal lattice structures, *Journal of Composite Materials* 48 (15) (2014) 1789–1800.
 - [53] Y. Miyamoto, W. Kaysser, B. Rabin, A. Kawasaki, R. G. Ford, *Functionally graded materials: design, processing and applications*, Vol. 5, Springer Science & Business Media, 2013.
 - [54] A. Bandyopadhyay, B. Heer, Additive manufacturing of multi-material structures, *Materials Science and Engineering: R: Reports* 129 (2018) 1–16.
 - [55] S. Xu, J. Liu, B. Zou, Q. Li, Y. Ma, Stress constrained multi-material topology optimization with the ordered simp method, *Computer Methods in Applied Mechanics and Engineering* 373 (2021) 113453.
 - [56] H. Ghasemi, H. S. Park, T. Rabczuk, A multi-material level set-based topology optimization of flexoelectric composites, *Computer Methods in Applied Mechanics and Engineering* 332 (2018) 47–62.
 - [57] L. Cheng, P. Zhang, E. Biyikli, J. Bai, J. Robbins, A. To, Efficient design optimization of variable-density cellular structures for additive manufacturing: theory and experimental validation, *Rapid Prototyping Journal*.
 - [58] P. Zhang, J. Toman, Y. Yu, E. Biyikli, M. Kirca, M. Chmielusz, A. C. To, Efficient design-optimization of variable-density hexagonal cellular structure by additive manufacturing: theory and validation, *Journal of Manufacturing Science and Engineering* 137 (2).
 - [59] Y. Zhang, M. Xiao, X. Zhang, L. Gao, Topological design of sandwich structures with graded cellular cores by multiscale optimization, *Computer Methods in Applied Mechanics and Engineering* 361 (2020) 112749.
 - [60] M. Y. Wang, H. Zong, Q. Ma, Y. Tian, M. Zhou, Cellular level set in b-splines (clibs): a method for modeling and topology optimization of cellular structures, *Computer Methods in Applied Mechanics and Engineering* 349 (2019) 378–404.
 - [61] Q. Li, R. Xu, Q. Wu, S. Liu, Topology optimization design of quasi-periodic cellular structures based on erode–dilate operators, *Computer Methods in Applied Mechanics and Engineering* 377 (2021) 113720.
 - [62] P. J. Gandy, D. Cvijović, A. L. Mackay, J. Klinowski, Exact computation of the triply periodic d (diamond’) minimal surface, *Chemical physics letters* 314 (5-6) (1999) 543–551.
 - [63] K. Michielsen, D. Stavenga, Gyroid cuticular structures in butterfly wing scales: biological photonic crystals, *Journal of The Royal Society Interface* 5 (18) (2008) 85–94.
 - [64] L. J. Gibson, M. F. Ashby, *Cellular Solids: Structure and Properties*, 2nd Edition, Cambridge Solid State Science Series, Cambridge University Press, 1997. doi:10.1017/CB09781139878326.
 - [65] S. Zhou, Q. Li, Design of graded two-phase microstructures for tailored elasticity gradients, *Journal of Materials Science* 43 (15) (2008) 5157.
 - [66] H. Li, Z. Luo, L. Gao, P. Walker, Topology optimization for functionally graded cellular composites with metamaterials by level sets, *Computer Methods in Applied Mechanics and Engineering* 328 (2018) 340–364.
 - [67] A. Radman, X. Huang, Y. Xie, Topology optimization of functionally graded cellular materials, *Journal of Materials Science* 48 (4) (2013) 1503–1510.
 - [68] E. Garner, H. M. Kolken, C. C. Wang, A. A. Zadpoor, J. Wu, Compatibility in microstructural optimization for additive manufacturing, *Additive Manufacturing* 26 (2019) 65–75.
 - [69] A. D. Cramer, V. J. Challis, A. P. Roberts, Microstructure interpolation for macroscopic design, *Structural and Multidisciplinary Optimization* 53 (3) (2016) 489–500.
 - [70] J. Wang, J. Callanan, O. Ogunbodede, R. Rai, Hierarchical combinatorial design and optimization of non-periodic meta-

- material structures, *Additive Manufacturing* 37 (2021) 101710.
- [71] J. Robbins, S. Owen, B. Clark, T. Voth, An efficient and scalable approach for generating topologically optimized cellular structures for additive manufacturing, *Additive Manufacturing* 12 (2016) 296–304.
 - [72] D. A. White, W. J. Arrighi, J. Kudo, S. E. Watts, Multiscale topology optimization using neural network surrogate models, *Computer Methods in Applied Mechanics and Engineering* 346 (2019) 1118–1135.
 - [73] Z. Wu, L. Xia, S. Wang, T. Shi, Topology optimization of hierarchical lattice structures with substructuring, *Computer Methods in Applied Mechanics and Engineering* 345 (2019) 602–617.
 - [74] L. Wang, Y.-C. Chan, F. Ahmed, Z. Liu, P. Zhu, W. Chen, Deep generative modeling for mechanistic-based learning and design of metamaterial systems, *Computer Methods in Applied Mechanics and Engineering* 372 (2020) 113377.
 - [75] Z. Liu, L. Xia, Q. Xia, T. Shi, Data-driven design approach to hierarchical hybrid structures with multiple lattice configurations, *Structural and Multidisciplinary Optimization* (2020) 1–9.
 - [76] L. Wang, S. Tao, P. Zhu, W. Chen, Data-driven topology optimization with multiclass microstructures using latent variable gaussian process, *Journal of Mechanical Design* 143 (3) (2021) 031708.
 - [77] R. Sivapuram, P. D. Dunning, H. A. Kim, Simultaneous material and structural optimization by multiscale topology optimization, *Structural and multidisciplinary optimization* 54 (5) (2016) 1267–1281.
 - [78] L. Xia, P. Breikopf, Recent advances on topology optimization of multiscale nonlinear structures, *Archives of Computational Methods in Engineering* 24 (2) (2017) 227–249.
 - [79] M. El-Kaddoury, A. Mahmoudi, M. M. Himmi, Deep generative models for image generation: A practical comparison between variational autoencoders and generative adversarial networks, in: *International Conference on Mobile, Secure, and Programmable Networking*, Springer, 2019, pp. 1–8.
 - [80] B. Kim, S. Lee, J. Kim, Inverse design of porous materials using artificial neural networks, *Science advances* 6 (1) (2020) eaax9324.
 - [81] Z. Liu, D. Zhu, S. P. Rodrigues, K.-T. Lee, W. Cai, Generative model for the inverse design of metasurfaces, *Nano letters* 18 (10) (2018) 6570–6576.
 - [82] W. Ma, F. Cheng, Y. Xu, Q. Wen, Y. Liu, Probabilistic representation and inverse design of metamaterials based on a deep generative model with semi-supervised learning strategy, *Advanced Materials* 31 (35) (2019) 1901111.
 - [83] S. Kumar, S. Tan, L. Zheng, D. M. Kochmann, Inverse-designed spinodoid metamaterials, *npj Computational Materials* 6 (1) (2020) 1–10.
 - [84] I. Goodfellow, J. Pouget-Abadie, M. Mirza, B. Xu, D. Warde-Farley, S. Ozair, A. Courville, Y. Bengio, Generative adversarial nets, in: *Advances in neural information processing systems*, 2014, pp. 2672–2680.
 - [85] S. B. Blanquer, M. Werner, M. Hannula, S. Sharifi, G. P. Lajoie, D. Eglon, J. Hyttinen, A. A. Poot, D. W. Grijpma, Surface curvature in triply-periodic minimal surface architectures as a distinct design parameter in preparing advanced tissue engineering scaffolds, *Biofabrication* 9 (2) (2017) 025001.
 - [86] G. Dong, Y. Tang, Y. F. Zhao, A 149 line homogenization code for three-dimensional cellular materials written in matlab, *Journal of Engineering Materials and Technology* 141 (1).
 - [87] P. Coelho, L. Amiano, J. Guedes, H. Rodrigues, Scale-size effects analysis of optimal periodic material microstructures designed by the inverse homogenization method, *Computers & Structures* 174 (2016) 21–32.
 - [88] D. Da, Inverse homogenization design of lattice structures without scale separation, in: *Structures*, Vol. 29, Elsevier, 2021, pp. 796–805.
 - [89] J. Jia, D. Da, C.-L. Loh, H. Zhao, S. Yin, J. Xu, Multiscale topology optimization for non-uniform microstructures with hybrid cellular automata, *Structural and Multidisciplinary Optimization* (2020) 1–14.
 - [90] P. Fischer, Physics of continuous matter—exotic and everyday phenomena in the macroscopic world, *Applied Rheology* 15 (6) (2005) 369–369.
 - [91] X. Chen, Y. Duan, R. Houthooft, J. Schulman, I. Sutskever, P. Abbeel, Infogan: Interpretable representation learning by information maximizing generative adversarial nets, in: *Advances in neural information processing systems*, 2016, pp. 2172–2180.
 - [92] A. Odena, C. Olah, J. Shlens, Conditional image synthesis with auxiliary classifier gans, in: *International conference on machine learning*, PMLR, 2017, pp. 2642–2651.
 - [93] J. Menčfk, Latin hypercube sampling, *Concise Reliability for Engineers* (2016) 117.
 - [94] Q. Fang, D. A. Boas, Tetrahedral mesh generation from volumetric binary and grayscale images, in: *2009 IEEE international symposium on biomedical imaging: from nano to macro*, Ieee, 2009, pp. 1142–1145.