

# **IDX FACT BOOK**

## **2016**

**RESEARCH AND DEVELOPMENT DIVISION  
INDONESIA STOCK EXCHANGE**

## IDX FACT BOOK 2016

© 2016 PT Bursa Efek Indonesia  
Indonesia Stock Exchange Building, Tower I, 6<sup>th</sup> Floor  
Jln. Jend Sudirman Kav. 52-53  
Jakarta 12190

[www.idx.co.id](http://www.idx.co.id)

All right reserved.  
Printed in Indonesia

### Disclaimer

The facts and opinions stated or expressed in this publication are for information purposes only and are not necessarily and must not be relied upon as being those of the publisher or of the institutions for which the contributing authors work. Although every care has been taken to ensure the accuracy of the information contained within the publication, it should not be by any person relied upon as the basis for taking any action or making any decision. The Indonesia Stock Exchange cannot be held liable or otherwise responsible in anyway for any advice, action taken or decision made on the basis of the facts and opinions stated or expressed or stated within this publication.

### Abbreviation

**OJK : Otoritas Jasa Keuangan**  
(Financial Services Authority of Indonesia)

**IDX : Indonesia Stock Exchange**

**KPEI : Kliring Penjamin Efek Indonesia**  
(The Indonesian Clearing and Guarantee Corporation)

**KSEI : Kustodian Sentral Efek Indonesia**  
(The Indonesian Central Securities Depository)

**IBPA : Penilai Harga Efek Indonesia**  
(Indonesia Bond Pricing Agency)

**P3IEI : Penyelenggara Program Perlindungan Investor Efek Indonesia**  
(Indonesia Securities Investor Protection Fund / SIPF)

**TICMI : Indonesia Capital Market Institute**

# CONTENTS

## **INDONESIA STOCK EXCHANGE STATISTICAL HIGHLIGHT 8**

## **INDONESIA STOCK EXCHANGE OVERVIEW 17**

TRADING PERFORMANCE 17

LISTING ACTIVITIES 18

MEMBERSHIP 19

TRADING SYSTEM DEVELOPMENT 19

PUBLIC SOCIALIZATION AND EDUCATION 19

EXCHANGE REGULATION 20

## **TRADING SYSTEM OF INDONESIA STOCK EXCHANGE 21**

STOCK TRADING 21

BOND TRADING FACILITIES 25

DERIVATIVE TRADING FACILITIES 25

EXCHANGE TRADED FUND (ETF) 25

SETTLEMENT 26

FOREIGN INVESTOR INVOLVEMENT 26

## **GOING PUBLIC AND LISTING ON INDONESIA STOCK EXCHANGE 39**

PREPARATION OF INITIAL PUBLIC OFFERING FOR STOCKS & BONDS LISTING 39

REGISTRATION AND LISTING PROCESS ON IDX 39

LISTING FEE 41

SECURITIES REGISTRATION IN INDONESIAN CENTRAL SECURITIES DEPOSITORY (KSEI) 44

REGISTRATION STATEMENT TO FINANCIAL SERVICES AUTHORITY (OJK) 45

REPORTING REQUIREMENTS 46

STOCK SUSPENSIONS AND SANCTIONS 48

SECURITIES DELISTING 48

STOCK RELISTING 49

## **JAKARTA STOCK INDUSTRIAL CLASSIFICATION 101**

GOALS 101

THE SYSTEMATICS OF JASICA 101

JASICA EVALUATION PERIOD 101

STRUCTURES OF JASICA 101

## **SECURITIES INDEXES ON INDONESIA STOCK EXCHANGE 103**

JAKARTA COMPOSITE INDEX (JCI/IHSG)	103
INDIVIDUAL INDEX	103
LQ45 INDEX	103
IDX30 INDEX	104
KOMPAS100 INDEX	104
INDONESIA SHARIA STOCK INDEX (ISSI)	104
JAKARTA ISLAMIC INDEX (JII)	104
BISNIS-27 INDEX	105
PEFINDO25 INDEX	105
SRI-KEHATI INDEX	105
INFOBANK15 INDEX	105
SMINFRA18 INDEX	105
MNC36 INDEX	105
INVESTOR33 INDEX	106
SECTOR INDEXES FAMILY	106
LISTING BOARD INDEXES FAMILY	106
INDONESIA BOND INDEXES	106
INDEX CALCULATION METHOD	106

## **DERIVATIVE PRODUCTS ON INDONESIA STOCK EXCHANGE 108**

STOCK OPTIONS	108
LQ45 INDEX FUTURES	109

## **EXCHANGE MEMBERS AND PARTICIPANTS 115**

EXCHANGE MEMBERS REQUIREMENT	115
MINIMUM NET ADJUSTED WORKING CAPITAL (NAWC) REQUIREMENT	116
OTHER REPORTING REQUIREMENTS FOR EXCHANGE MEMBERS	116
PARTICIPANT REQUIREMENTS	116
PARTICIPANT TRANSACTION REPORTING REQUIREMENTS	116

## **APPENDIX 121**

LISTED COMPANIES	122
INDONESIA STOCK EXCHANGE MEMBERS	167
IDX ORGANIZATION CHART	177
RATING AGENCY IN INDONESIA	178
SELF REGULATING ORGANIZATION	178
GOVERNMENT ORGANIZATION	178
SUPPORTING ORGANIZATION	179
IDX REPRESENTATIVE OFFICE	180
IDX GALLERY	182

# LIST OF FIGURES

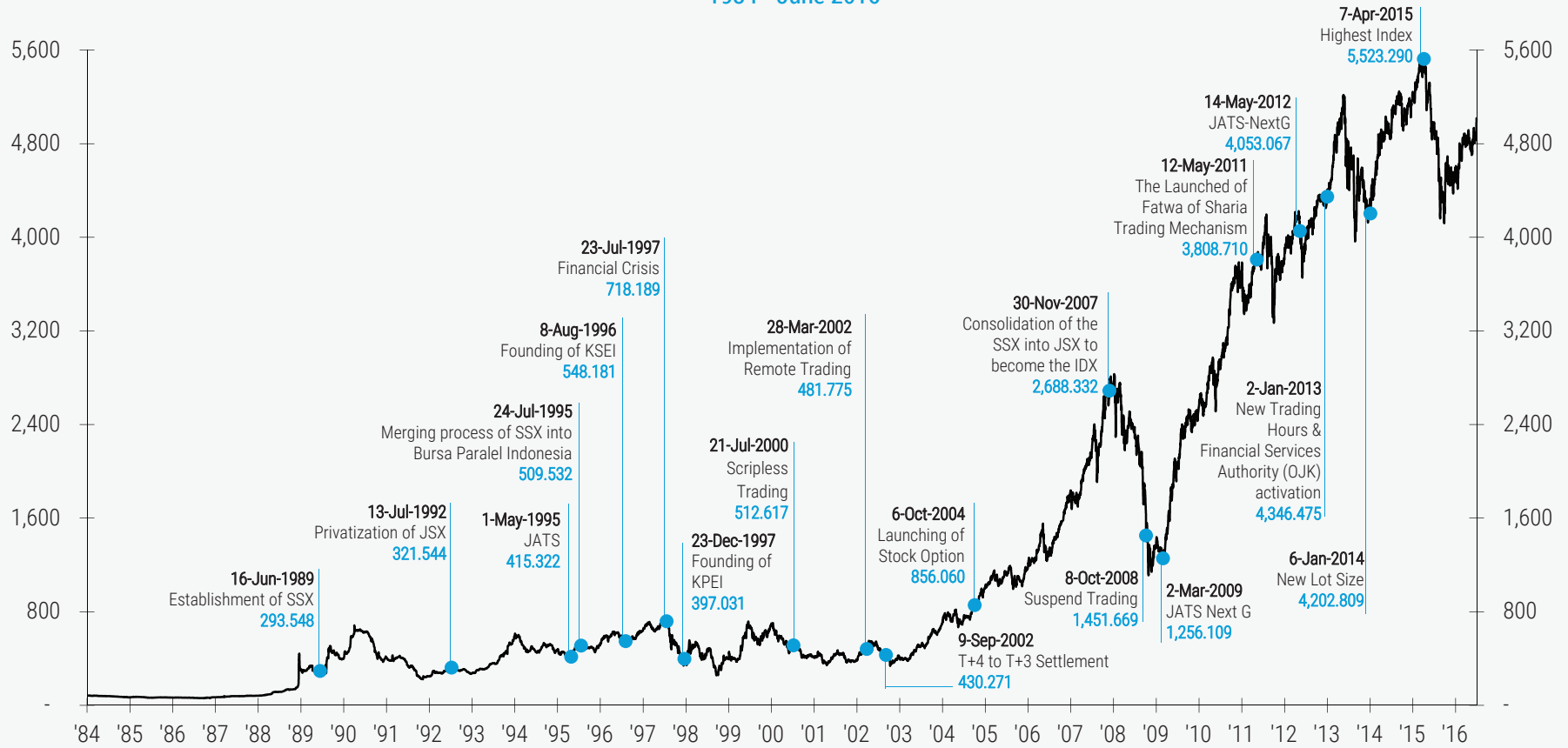
JAKARTA COMPOSITE INDEX AND CAPITAL MARKET MILESTONES (1984 - JUNE 2016)	7
JATS REMOTE TRADING PROCESS	22
STOCK TRADING AND SETTLEMENT PROCESS	22
CENTRALIZED TRADING PLATFORM (CTP)	27
FIXED INCOME TRADING SYSTEM (FITS)	27
CENTRALIZED TRADING PLATFORM - PENERIMA LAPORAN TRANSAKSI EFEK (CTP-PLTE)	28
JAKARTA OPTIONS TRADING SYSTEM (JOTS) & FUTURES AUTOMATED TRADING SYSTEM (FATS)	28
INITIAL PUBLIC OFFERING (IPO) IN INDONESIA	39

# LIST OF TABLES

50 LEADING COMPANIES IN MARKET CAPITALIZATION	10
50 MOST ACTIVE STOCKS BY TRADING VOLUME	11
50 MOST ACTIVE STOCKS BY TRADING VALUE	12
50 MOST ACTIVE STOCKS BY TRADING FREQUENCY	13
50 MOST ACTIVE IDX MEMBERS BY TRADING VOLUME	14
50 MOST ACTIVE IDX MEMBERS BY TRADING VALUE	15
50 MOST ACTIVE IDX MEMBERS BY TRADING FREQUENCY	16
NUMBER OF LISTED SHARES, MARKET CAPITALIZATION, AND TRADING	29
LISTING REQUIREMENT FOR STOCKS AND BONDS	42
LISTING BOARDS REQUIREMENT FOR STOCKS LISTING	43
ADDITIONAL LISTING BOARDS FOR MINERAL AND COAL MINING REQUIREMENT FOR STOCKS LISTING	43
STOCKS INITIAL PUBLIC OFFERING AND RELISTING IN 2015	50
STOCKS INITIAL PUBLIC OFFERING AND RELISTING IN JANUARY - JUNE 2016	51
STOCKS DELISTING IN JANUARY 2015 - JUNE 2016	51
RIGHT OFFERINGS IN 2015	51
RIGHT OFFERINGS IN JANUARY - JUNE 2016	52
GOVERNMENT BOND NEW ISSUES, 2015	52
GOVERNMENT BOND NEW ISSUES, JANUARY - JUNE 2016	53
CORPORATE BOND NEW ISSUES IN 2015 - JUNE 2016	54
FINANCIAL DATA AND RATIOS	60
NAME CHANGES OF LISTED COMPANIES, 2015 - JUNE 2016	70
LISTED GOVERNMENT BONDS, FIXED RATE	71
LISTED GOVERNMENT BONDS, VARIABLE RATE	72
LISTED GOVERNMENT BONDS, RETAIL BONDS	72
LISTED GOVERNMENT TREASURY BILLS, FIXED RATE	72

LISTED SOVEREIGN SUKUK, FIXED RATE	73
LISTED SOVEREIGN SUKUK, PROJECT BASED	73
LISTED SOVEREIGN SUKUK, RETAIL SUKUK	73
LISTED SOVEREIGN SUKUK, PROJECT BASED	73
CORPORATE ACTION OF GOVERNMENT BONDS	74
CORPORATE ACTION OF CORPORATE BONDS	74
LISTED CORPORATE BONDS AND SUKUKS	75
SECTOR AND SUB SECTOR OF JASICA	102
STOCK OPTIONS TRADING ACTIVITIES, 2004-JUN 2016	111
IDX MEMBERS FOR OPTIONS TRADING	111
EXCHANGE TRADED FUND (ETF) TRADING ACTIVITIES, 2007-JUN 2016	112
REAL ESTATE INVESTMENT TRUST (REIT) TRADING ACTIVITIES, 2013-JUN 2016	113
LQ45 INDEX FUTURES TRADING ACTIVITIES, 2013-JUN 2016	114
NAME OF CHANGES OF EXCHANGE MEMBERS	118
LIST OF PARTICIPANT, BANKS	118
LIST OF PARTICIPANT, CUSTODIANS	118
LIST OF PARTICIPANT, SECURITY COMPANIES	119
NAME OF CHANGES OF PARTICIPANT COMPANIES	119
IDX MEMBERS FOR OPTIONS TRADING	120
NEW PARTICIPANT COMPANIES	120
REVOKED PARTICIPANT COMPANIES	120

## Jakarta Composite Index and Capital Market Milestones 1984 - June 2016



# INDONESIA STOCK EXCHANGE STATISTICAL HIGHLIGHT

	2010	2011	2012	2013	2014	2015	H1 2016
<b>STOCKS</b>							
Trading Days	245	247	246	244	242	244	124
<b>Trading Volume (mn shares)</b>							
Total	1,330,865	1,203,550	1,053,762	1,342,657	1,327,016	1,446,314	656,738
Daily Average	5,432	4,873	4,284	5,503	5,484	5,928	5,296
<b>Trading Value (IDR bn)</b>							
Total	1,176,237	1,223,441	1,116,113	1,522,122	1,453,392	1,406,362	715,310
Daily Average	4,801	4,953	4,537	6,238	6,006	5,764	5,769
<b>Trading Frequency of Shares</b>							
Total ('000 x)	25,919	28,023	29,941	37,499	51,458	54,066	29,764
Daily Average (x)	105,790	113,454	121,712	121,712	212,635	221,583	221,583
<b>Foreign Investors Transaction</b>							
<i>Buying</i>							
Volume (mn shares)	187,944	242,522	211,942	269,630	275,988	239,364	130,355
Value (IDR bn)	383,643	441,240	482,785	629,454	611,016	596,329	322,971
Frequency ('000 x)	3,032	4,781	6,219	9,272	15,772	17,715	8,954
<i>Selling</i>							
Volume (mn shares)	162,303	198,165	214,089	276,152	281,644	262,216	136,453
Value (IDR bn)	362,662	416,950	466,904	650,101	568,419	618,918	309,949
Frequency ('000 x)	2,861	4,892	5,872	10,067	15,395	19,585	9,558
<i>Net Purchase by Foreign Investors</i>							
Volume (mn shares)	25,641	44,357	-2,147	-6,522	-5,656	-22,852	-6,098
Value (IDR bn)	20,982	24,290	15,881	-20,647	42,598	-22,589	13,021
<b>Domestic Investors Transaction</b>							
<i>Buying</i>							
Volume (mn shares)	1,142,921	961,028	841,820	1,073,027	1,051,028	233,103	526,383
Value (IDR bn)	792,594	782,200	633,328	892,669	842,376	184,495	392,339
Frequency ('000 x)	22,887	23,242	23,722	28,227	35,686	9,735	20,810
<i>Selling</i>							
Volume (mn shares)	1,168,562	1,005,385	839,673	1,066,505	1,045,372	227,090	520,285
Value (IDR bn)	813,576	806,491	649,209	872,022	884,974	188,602	405,361
Frequency ('000 x)	23,058	23,131	24,069	27,432	36,062	9,516	20,206
<b>Jakarta Composite Index (JCI)</b>							
High	3,786.10	4,193.44	4,375.17	5,214.98	5,246.48	5,523.29	5,016.65
Low	2,475.57	3,269.45	3,654.58	3,967.84	4,175.81	4,120.50	4,414.13
Close	3,703.51	3,821.99	4,316.69	4,274.18	5,226.95	4,593.01	5,016.65
<b>Issuers</b>							
Listed Companies	420	440	459	483	506	521	529
Listed Shares (mn shares)	1,894,828	2,198,133	2,438,408	2,827,795	3,084,060	3,342,584	3,619,877
Market Capitalization (IDR bn)	3,247,097	3,537,294	4,126,995	4,219,020	5,228,043	4,872,702	5,387,050
<b>New Issuers</b>							
Companies	23	25	23	31	24	18	8
Shares Offered (Million Shares)	47,053	32,114	27,117	30,398	20,054	17,244	10,775
Amount Raised (Rp Billion)	29,678	19,593	10,234	16,747	9,122	11,308	3,587
<b>Delisted Companies</b>	1	5	4	7	1	3	-



	2010	2011	2012	2013	2014	2015	H1 2016
<b>WARRANTS</b>							
Trading Value (IDR bn)	5,292	5,396	2,308	3,648	899	282	131
Listed Issuers	37	37	41	29	32	26	24
Listed Warrant	39	38	42	31	33	27	27
Market Capitalization (IDR bn)	6,006	8,760	7,964	4,127	2,608	2,201	2,832
<b>RIGHTS</b>							
Trading Value (IDR bn)	336	514	69	1,178	31	172	73
Listed Issuers	31	26	21	30	22	21	13
Fund Raised (IDR bn)	48,161	42,142	18,188	38,801	44,503	45,562	39,451
<b>ETF, REIT &amp; OPTION TRADING, IDR bn</b>							
ETFs	5	2	8	9	8	15	2
REITs	-	-	-	14	141	124	3
Options	-	-	-	-	-	-	-
<b>GOVERNMENT BOND</b>							
<b>Trading Value</b>							
IDR Denominated (IDR bn)	1,437,343	1,963,761	1,995,878	1,877,737	2,837,544	3,399,936	1,787,486
USD Denominated (USD mn)	-	-	-	0.02	149.45	1,492.83	-
<b>Issuers</b>							
Number of Listed Series	81	89	92	95	90	91	92
Outstanding Value (IDR bn)	641,215	723,606	820,266	995,252	1,209,961	1,425,994	1,607,396
<b>CORPORATE BOND</b>							
<b>Trading Value</b>							
IDR Denominated (IDR bn)	90,009	126,388	160,118	185,336	167,674	187,655	49,902
USD Denominated (USD mn)	-	0.09	0.03	0.02	10.37	6.98	5.10
<b>Issuers</b>							
<b>IDR Denominated</b>							
Listed Issuer	83	96	99	104	102	103	102
Number of Listed Bond (series)	242	299	347	381	385	415	425
Outstanding Value (IDR bn)	114,817	146,969	187,461	218,220	223,464	249,880	269,871
<b>USD Denominated</b>							
Listed Issuer	-	1	1	1	1	1	1
Number of Listed Bond	-	2	3	3	3	3	3
Outstanding Value (USD mn)	-	80	100	100	100	100	100
<b>New Issuers</b>							
Issuer	24	36	51	47	45	49	16
Bond Issuance	34	46	68	61	49	59	17
Outstanding (IDR bn)	38,381	45,928	69,256	58,564	46,843	62,070	25,762
<b>ASSET-BACKED SECURITY</b>							
Trading Value (IDR bn)	267	534	159	383	289	240	39
Listed Issuers	3	4	5	5	5	6	7
Outstanding Value (IDR bn)	1,024	1,495	1,982	2,362	2,362	2,416	1,945
<b>EXCHANGE MEMBERS</b>							
Number of Members	119	120	121	116	116	115	115
Active Members	119	120	118	114	111	110	109
Stocks Trading Value (IDR bn)	2,352,475	2,446,881	2,232,227	3,044,245	2,906,785	2,906,785	1,430,620

## 50 LEADING COMPANIES IN MARKET CAPITALIZATION

No.	Code	Company Name	Market Capitalization, IDR bn				Listed Shares, mn	
			2015	%	H1 2016	%	2015	H1 2016
1.	HMSP	HM Sampoerna Tbk.	437,356	8.98%	442,009	8.21%	4,653	116,318
2.	BBCA	Bank Central Asia Tbk.	324,633	6.66%	325,243	6.04%	24,408	24,408
3.	TLKM	Telekomunikasi Indonesia (Persero) Tbk. [S]	312,984	6.42%	401,184	7.45%	100,800	100,800
4.	UNVR	Unilever Indonesia Tbk. [S]	282,310	5.79%	343,922	6.38%	7,630	7,630
5.	BBRI	Bank Rakyat Indonesia (Persero) Tbk.	279,027	5.73%	263,763	4.90%	24,422	24,422
6.	ASII	Astra International Tbk. [S]	242,901	4.98%	299,578	5.56%	40,484	40,484
7.	BMRI	Bank Mandiri (Persero) Tbk.	213,675	4.39%	220,027	4.08%	23,100	23,100
8.	GGRM	Gudang Garam Tbk.	105,825	2.17%	132,762	2.46%	1,924	1,924
9.	BBNI	Bank Negara Indonesia (Persero) Tbk.	92,126	1.89%	96,003	1.78%	18,462	18,462
10.	INTP	Indocement Tunggul Prakarsa Tbk. [S]	82,183	1.69%	62,121	1.15%	3,681	3,681
11.	ICBP	Indofood CBP Sukses Makmur Tbk. [S]	78,572	1.61%	100,438	1.86%	5,831	5,831
12.	SMGR	Semen Indonesia (Persero) Tbk. [S]	67,619	1.39%	55,460	1.03%	5,932	5,932
13.	PGAS	Perusahaan Gas Negara (Persero) Tbk. [S]	66,543	1.37%	56,725	1.05%	24,242	24,242
14.	UNTR	United Tractors Tbk. [S]	63,226	1.30%	55,206	1.02%	3,730	3,730
15.	KLBF	Kalbe Farma Tbk. [S]	61,875	1.27%	71,719	1.33%	46,875	46,875
16.	EMTK	Elang Mahkota Teknologi Tbk.	58,092	1.19%	55,272	1.03%	5,640	5,640
17.	LPPF	Matahari Department Store Tbk. [S]	51,355	1.05%	58,358	1.08%	2,918	2,918
18.	TOWR	Sarana Menara Nusantara Tbk.	48,464	0.99%	43,362	0.80%	10,203	10,203
19.	INDF	Indofood Sukses Makmur Tbk. [S]	45,439	0.93%	63,658	1.18%	8,780	8,780
20.	SCMA	Surya Citra Media Tbk.	45,327	0.93%	48,251	0.90%	14,622	14,622
21.	CPIN	Charoen Pokphand Indonesia Tbk. [S]	42,635	0.87%	61,493	1.14%	16,398	16,398
22.	JSMR	Jasa Marga (Persero) Tbk. [S]	35,530	0.73%	35,870	0.67%	6,800	6,800
23.	MIKA	Mitra Keluarga Karyasehat Tbk. [S]	34,922	0.72%	40,015	0.74%	14,551	14,551
24.	BSDE	Bumi Serpong Damai Tbk. [S]	34,644	0.71%	40,611	0.75%	19,247	19,247
25.	SMMA	Sinar Mas Multiartha Tbk.	32,106	0.66%	47,047	0.87%	6,358	6,358
26.	EXCL	XL Axiata Tbk.	31,176	0.64%	39,225	0.73%	8,541	10,688
27.	BDMN	Bank Danamon Indonesia Tbk.	30,364	0.62%	33,590	0.62%	9,489	9,489
28.	ISAT	Indosat Tbk. [S]	29,887	0.61%	34,641	0.64%	5,434	5,434
29.	AKRA	AKR Corporindo Tbk. [S]	28,334	0.58%	25,537	0.47%	3,949	3,990
30.	TBIG	Tower Bersama Infrastructure Tbk.	28,180	0.58%	31,657	0.59%	4,797	4,797
31.	MYOR	Mayora Indah Tbk. [S]	27,278	0.56%	34,835	0.65%	894	894
32.	MNCN	Media Nusantara Citra Tbk. [S]	26,482	0.54%	31,407	0.58%	14,276	14,276
33.	BYAN	Bayan Resources Tbk.	26,250	0.54%	27,667	0.51%	3,333	3,333
34.	AALI	Astra Agro Lestari Tbk. [S]	24,960	0.51%	28,293	0.53%	1,575	1,925
35.	AMRT	Sumber Alfaria Trijaya Tbk.	24,084	0.49%	24,915	0.46%	41,525	41,525
36.	PWON	Pakuwon Jati Tbk. [S]	23,887	0.49%	29,618	0.55%	48,160	48,160
37.	LPKR	Lippo Karawaci Tbk. [S]	23,885	0.49%	26,424	0.49%	23,078	23,078
38.	SMRA	Summarecon Agung Tbk. [S]	23,804	0.49%	26,112	0.48%	14,427	14,427
39.	WSKT	Waskita Karya (Persero) Tbk. [S]	22,666	0.47%	34,612	0.64%	13,572	13,573
40.	MEGA	Bank Mega Tbk.	22,578	0.46%	24,474	0.45%	6,894	6,894
41.	CTRA	Ciputra Development Tbk. [S]	22,383	0.46%	22,229	0.41%	15,331	15,331
42.	PNBN	Bank Pan Indonesia Tbk.	19,547	0.40%	18,355	0.34%	23,838	23,838
43.	PTPP	PP (Persero) Tbk. [S]	18,764	0.39%	18,886	0.35%	4,842	4,842
44.	SSMS	Sawit Sumbermas Sarana Tbk. [S]	18,574	0.38%	17,907	0.33%	9,525	9,525
45.	BIRD	Blue Bird Tbk. [S]	17,765	0.36%	10,159	0.19%	2,502	2,502
46.	MLBI	Multi Bintang Indonesia Tbk.	17,277	0.35%	23,282	0.43%	2,107	2,107
47.	ADRO	Adaro Energy Tbk. [S]	16,473	0.34%	27,188	0.50%	31,986	31,986
48.	INCO	Vale Indonesia Tbk. [S]	16,246	0.33%	18,084	0.34%	9,936	9,936
49.	DNET	Indoritel Makmur Internasional Tbk. [S]	16,241	0.33%	15,815	0.29%	14,184	14,184
50.	WIKA	Wijaya Karya (Persero) Tbk. [S]	16,234	0.33%	18,202	0.34%	6,149	6,149
Total 50 Shares			3,712,688	76.19%	4,063,212	75.43%	762,034	876,238
IDX Total			4,872,702		5,387,050		3,342,584	3,619,877

Note : using the List of Islamic Securities (DES) period December 1<sup>st</sup>, 2015 - May 30<sup>th</sup>, 2016

## 50 MOST ACTIVE STOCKS BY TRADING VOLUME

No.	Code	Stock Name	Total Transaction 2015				Total Transaction H1 2016				
			Volume, mn sh	%	Value, IDR bn	Freq., '000 x	Day	Volume, mn sh	Value, IDR bn	Freq., '000 x	Day
1.	SIAP	Sekawan Intipratama Tbk. [S]	151,143	10.45	34,487	568	213	348	24	0.03	26
2.	MTFN	Capitalinc Investment Tbk.	51,444	3.56	10,489	95	194	3,170	146	0.29	92
3.	SUGI	Sugih Energy Tbk. [S]	50,467	3.49	19,380	171	244	23,164	8,315	74	124
4.	SRIL	Sri Rejeki Isman Tbk.	47,178	3.26	14,532	1,303	244	16,214	4,693	603	124
5.	CPRO	Central Proteina Prima Tbk.	39,570	2.74	3,663	300	242	3,826	199	38	124
6.	MYRX	Hanson International Tbk. [S]	33,581	2.32	22,594	711	244	26,461	19,601	206	124
7.	ENRG	Energi Mega Persada Tbk. [S]	32,889	2.27	2,190	247	244	5,820	176	16	124
8.	BUMI	Bumi Resources Tbk.	30,491	2.11	2,550	307	244	16,693	1,245	113	124
9.	PWON	Pakuwon Jati Tbk. [S]	30,404	2.10	13,785	892	244	9,295	4,721	372	124
10.	TRAM	Trada Maritime Tbk.	28,831	1.99	3,953	641	243	367	17	3.09	118
11.	NIRO	Nirvana Development Tbk. [S]	28,343	1.96	5,364	237	244	5,305	560	37	124
12.	TARA	Sitara Propertindo Tbk. [S]	26,157	1.81	12,663	202	244	4,811	3,008	70	124
13.	BKSL	Sentul City Tbk. [S]	25,765	1.78	2,736	259	244	18,844	1,494	175	124
14.	LCGP	Eureka Prima Jakarta Tbk. [S]	25,698	1.78	12,582	123	244	12,344	5,085	53	124
15.	META	Nusantara Infrastructure Tbk. [S]	25,077	1.73	4,207	195	244	8,629	910	86	124
16.	BTEL	Bakrie Telecom Tbk.	24,599	1.70	744	0.40	166	543	19	0.25	74
17.	TLKM	Telekomunikasi Indonesia (Persero) Tbk. [S]	23,627	1.63	67,354	1,341	244	16,508	57,966	848	124
18.	ASRI	Alam Sutera Realty Tbk. [S]	22,460	1.55	11,426	578	244	8,215	3,356	265	124
19.	BIPI	Benakat Integra Tbk.	21,522	1.49	1,919	91	244	4,433	270	4	115
20.	BNBR	Bakrie & Brothers Tbk.	20,560	1.42	704	2	237	2,524	82	0.47	111
21.	BWPT	Eagle High Plantation Tbk.	19,447	1.34	6,578	631	244	9,856	2,462	280	124
22.	LPKR	Lippo Karawaci Tbk. [S]	18,995	1.31	22,149	664	244	9,108	9,326	487	124
23.	KIJA	Kawasan Industri Jababeka Tbk. [S]	18,745	1.30	4,706	342	244	5,200	1,324	110	124
24.	PPRO	PP Properti Tbk. [S]	16,698	1.15	3,043	272	151	16,796	4,788	303	124
25.	SSMS	Sawit Sumbermas Sarana Tbk. [S]	16,663	1.15	30,732	1,137	244	7,982	14,999	567	124
26.	SMRU	SMR Utama Tbk. [S]	15,875	1.10	4,584	60	244	6,820	1,174	23	124
27.	ELTY	Bakrieland Development Tbk. [S]	15,857	1.10	518	9	233	3,136	121	40	121
28.	TMPI	Sigmatgold Inti Perkasa Tbk.	13,642	0.94	5,998	149	244	7,805	3,214	43	124
29.	CNKO	Exploitasi Energi Indonesia Tbk. [S]	12,511	0.87	1,199	52	244	3,477	278	68	123
30.	BRMS	Bumi Resources Minerals Tbk. [S]	12,327	0.85	1,124	129	244	15,701	852	116	123
31.	KLBF	Kalbe Farma Tbk. [S]	12,168	0.84	19,698	1,080	244	7,704	10,542	549	124
32.	ANTM	Aneka Tambang (Persero) Tbk. [S]	12,009	0.83	5,387	515	244	19,591	10,669	442	124
33.	ADRO	Adaro Energy Tbk. [S]	11,977	0.83	9,198	647	244	7,366	5,251	368	124
34.	ASII	Astra International Tbk. [S]	10,141	0.70	69,907	1,011	244	6,404	42,826	576	124
35.	PGAS	Perusahaan Gas Negara (Persero) Tbk. [S]	9,592	0.66	36,449	1,230	244	5,744	14,709	546	124
36.	MDLN	Modernland Realty Tbk. [S]	9,333	0.65	3,930	141	244	3,320	1,258	71	124
37.	SMRA	Summarecon Agung Tbk. [S]	9,191	0.64	15,247	769	244	3,673	5,811	295	124
38.	ELSA	Elnusa Tbk. [S]	8,569	0.59	3,979	405	244	15,192	5,845	465	124
39.	WSKT	Waskita Karya (Persero) Tbk. [S]	8,503	0.59	14,184	542	241	5,529	12,061	423	124
40.	BBRI	Bank Rakyat Indonesia (Persero) Tbk.	8,366	0.58	92,492	1,264	244	3,977	42,893	692	124
41.	ARTI	Ratu Prabu Energi Tbk. [S]	8,146	0.56	1,313	67	232	4,654	699	49	124
42.	DILD	Intiland Development Tbk. [S]	8,015	0.55	4,601	253	244	4,429	2,272	270	124
43.	BBTN	Bank Tabungan Negara (Persero) Tbk.	8,010	0.55	8,900	396	244	3,237	5,189	257	124
44.	BBNI	Bank Negara Indonesia (Persero) Tbk.	7,999	0.55	44,471	1,105	244	4,601	22,812	526	124
45.	PNLF	Panin Financial Tbk.	7,347	0.51	2,018	239	244	8,430	1,498	204	124
46.	BMRI	Bank Mandiri (Persero) Tbk.	7,327	0.51	73,668	967	244	3,649	34,813	507	124
47.	PLAS	Polaris Investama Tbk.	7,041	0.49	10,958	118	244	2,807	4,285	44	124
48.	BSDE	Bumi Serpong Damai Tbk. [S]	7,020	0.49	13,220	584	244	5,534	10,150	292	124
49.	IATA	Indonesia Transport & Infrastructure Tbk. [S]	6,879	0.48	427	48	234	5,813	326	40	115
50.	BCIP	Bumi Citra Permai Tbk. [S]	6,850	0.47	5,415	184	244	4,185	3,285	77	124
Total 50 Stocks			1,075,050		763,412	23,276		399,236	387,622	11,649	
% of Total			74.33		54.28	43.05		60.79	54.19	39.29	
Market Total			1,446,314		1,406,314	54,066		656,738	715,310	29,764	

Note : using the List of Islamic Securities (DES) period December 1<sup>st</sup>, 2015 - May 30<sup>th</sup>, 2016

## 50 MOST ACTIVE STOCKS BY TRADING VALUE

No.	Code	Stock Name	Total Transaction 2015				Total Transaction H1 2016				
			Volume, mn sh	Value, IDR bn	Freq., '000 x	Day	Volume, mn sh	Value, IDR bn	Freq., '000 x	Day	
1.	BBRI	Bank Rakyat Indonesia (Persero) Tbk.	8,366	92,492	6.58	1,264	244	3,977	42,893	692	124
2.	BMRI	Bank Mandiri (Persero) Tbk.	7,327	73,668	5.24	967	244	3,649	34,813	507	124
3.	ASII	Astra International Tbk. [S]	10,141	69,907	4.97	1,011	244	6,404	42,826	576	124
4.	TLKM	Telekomunikasi Indonesia (Persero) Tbk. [S]	23,627	67,354	4.79	1,341	244	16,508	57,966	848	124
5.	BBCA	Bank Central Asia Tbk.	4,568	61,044	4.34	881	244	2,859	37,683	504	124
6.	BBNI	Bank Negara Indonesia (Persero) Tbk.	7,999	44,471	3.16	1,105	244	4,601	22,812	526	124
7.	PGAS	Perusahaan Gas Negara (Persero) Tbk. [S]	9,592	36,449	2.59	1,230	244	5,744	14,709	546	124
8.	SIAP	Sekawan Intipratama Tbk. [S]	151,143	34,487	2.45	568	213	348	24	0.03	26
9.	SSMS	Sawit Sumbermas Sarana Tbk. [S]	16,663	30,732	2.19	1,137	244	7,982	14,999	567	124
10.	HMSF	HM Sampoerna Tbk.	357	29,089	2.07	116	234	452	12,803	282	124
11.	LPPF	Matahari Department Store Tbk. [S]	1,775	28,863	2.05	806	244	963	17,092	437	124
12.	SMGR	Semen Indonesia (Persero) Tbk. [S]	1,883	23,068	1.64	747	244	871	8,761	347	124
13.	MYRX	Hanson International Tbk. [S]	33,581	22,594	1.61	711	244	26,461	19,601	206	124
14.	LPKR	Lippo Karawaci Tbk. [S]	18,995	22,149	1.57	664	244	9,108	9,326	487	124
15.	INTP	Indocement Tunggul Prakarsa Tbk. [S]	991	21,198	1.51	559	244	357	6,745	279	124
16.	KLBF	Kalbe Farma Tbk. [S]	12,168	19,698	1.40	1,080	244	7,704	10,542	549	124
17.	UNVR	Unilever Indonesia Tbk. [S]	505	19,403	1.38	624	244	296	12,417	366	124
18.	SUGI	Sugih Energy Tbk. [S]	50,467	19,380	1.38	171	244	23,164	8,315	74	124
19.	INDF	Indofood Sukses Makmur Tbk. [S]	2,765	18,114	1.29	630	244	1,221	8,276	297	124
20.	UNTR	United Tractors Tbk. [S]	879	16,973	1.21	808	244	533	8,111	397	124
21.	GGRM	Gudang Garam Tbk.	312	15,434	1.10	547	244	208	13,302	349	124
22.	SMRA	Summarecon Agung Tbk. [S]	9,191	15,247	1.08	769	244	3,673	5,811	295	124
23.	SILO	Siloam International Hospitals Tbk. [S]	1,165	15,135	1.08	174	244	520	4,687	88	124
24.	ADHI	Adhi Karya (Persero) Tbk. [S]	5,887	15,087	1.07	767	244	3,307	8,614	314	124
25.	GEMS	Golden Energy Mines Tbk. [S]	3,983	14,785	1.05	0.20	52	0.66	1.08	0.04	21
26.	MIKA	Mitra Keluarga Karyasehat Tbk. [S]	1,825	14,625	1.04	573	188	1,741	4,127	279	124
27.	SRIL	Sri Rejeki Isman Tbk.	47,178	14,532	1.03	1,303	244	16,214	4,693	603	124
28.	WSKT	Waskita Karya (Persero) Tbk. [S]	8,503	14,184	1.01	542	241	5,529	12,061	423	124
29.	PWON	Pakuwon Jati Tbk. [S]	30,404	13,785	0.98	892	244	9,295	4,721	372	124
30.	MPPA	Matahari Putra Prima Tbk. [S]	3,867	13,339	0.95	516	244	1,243	1,950	203	124
31.	BSDE	Bumi Serpong Damai Tbk. [S]	7,020	13,220	0.94	584	244	5,534	10,150	292	124
32.	AKRA	AKR Corporindo Tbk. [S]	2,316	12,745	0.91	481	244	1,076	7,350	314	124
33.	TARA	Sitara Propertindo Tbk. [S]	26,157	12,663	0.90	202	244	4,811	3,008	70	124
34.	LCGP	Eureka Prima Jakarta Tbk. [S]	25,698	12,582	0.89	123	244	12,344	5,085	53	124
35.	ASRI	Alam Sutera Realty Tbk. [S]	22,460	11,426	0.81	578	244	8,215	3,356	265	124
36.	WIKA	Wijaya Karya (Persero) Tbk. [S]	3,655	11,409	0.81	557	244	1,933	5,188	262	124
37.	PLAS	Polaris Investama Tbk.	7,041	10,958	0.78	118	244	2,807	4,285	44	124
38.	SCMA	Surya Citra Media Tbk.	3,374	10,697	0.76	675	244	1,650	5,109	281	124
39.	MTFN	Capitalinc Investment Tbk.	51,444	10,489	0.75	95	194	3,170	146	0.29	92
40.	PTPP	PP (Persero) Tbk. [S]	2,716	10,233	0.73	560	244	968	3,692	197	124
41.	JSMR	Jasa Marga (Persero) Tbk. [S]	1,720	10,211	0.73	443	244	849	4,710	235	124
42.	ICBP	Indofood CBP Sukses Makmur Tbk. [S]	735	9,796	0.70	389	244	394	6,044	235	124
43.	TBIG	Tower Bersama Infrastructure Tbk.	1,183	9,753	0.69	323	244	363	2,234	175	124
44.	ADRO	Adaro Energy Tbk. [S]	11,977	9,198	0.65	647	244	7,366	5,251	368	124
45.	LSIP	PP London Sumatra Indonesia Tbk. [S]	5,701	8,970	0.64	529	244	1,874	2,829	214	124
46.	BBTN	Bank Tabungan Negara (Persero) Tbk.	8,010	8,900	0.63	396	244	3,237	5,189	257	124
47.	PLAS	Polaris Investama Tbk.	3,459	8,250	0.59	713	244	3,568	6,790	419	124
48.	BSDE	Bumi Serpong Damai Tbk. [S]	5,899	7,894	0.56	26	243	2,785	3,612	17	124
49.	IATA	Indonesia Transport & Infrastructure Tbk. [S]	355	7,681	0.55	391	244	327	5,142	258	124
50.	BCIP	Bumi Citra Permai Tbk. [S]	1,835	7,129	0.51	452	244	1,136	4,160	291	124
Total 50 Stocks			668,864	1,101,489		30,786		229,341	544,014	15,659	
% of Total			46.25	78.32		56.94		34.92	76.05	52.61	
Market Total			1,446,314	1,406,362		54,066		656,738	715,310	29,764	

Note : using the List of Islamic Securities (DES) period December 1<sup>st</sup>, 2015 - May 30<sup>th</sup>, 2016

## 50 MOST ACTIVE STOCKS BY TRADING FREQUENCY

No.	Code	Stock Name	Total Transaction 2015				Total Transaction H1 2016				
			Volume, mn sh	Value, IDR bn	Freq., '000 x	% Day	Volume, mn sh	Value, IDR bn	Freq., '000 x	Day	
1.	TLKM	Telekomunikasi Indonesia (Persero) Tbk. [S]	23,627	67,354	1,341	2.48	244	16,508	57,966	848	124
2.	SRIL	Sri Rejeki Isman Tbk.	47,178	14,532	1,303	2.41	244	16,214	4,693	603	124
3.	BBRI	Bank Rakyat Indonesia (Persero) Tbk.	8,366	92,492	1,264	2.34	244	3,977	42,893	692	124
4.	PGAS	Perusahaan Gas Negara (Persero) Tbk. [S]	9,592	36,449	1,230	2.28	244	5,744	14,709	546	124
5.	SSMS	Sawit Sumbermas Sarana Tbk. [S]	16,663	30,732	1,137	2.10	244	7,982	14,999	567	124
6.	BBNI	Bank Negara Indonesia (Persero) Tbk.	7,999	44,471	1,105	2.04	244	4,601	22,812	526	124
7.	KLBF	Kalbe Farma Tbk. [S]	12,168	19,698	1,080	2.00	244	7,704	10,542	549	124
8.	ASII	Astra International Tbk. [S]	10,141	69,907	1,011	1.87	244	6,404	42,826	576	124
9.	BMRI	Bank Mandiri (Persero) Tbk.	7,327	73,668	967	1.79	244	3,649	34,813	507	124
10.	PWON	Pakuwon Jati Tbk. [S]	30,404	13,785	892	1.65	244	9,295	4,721	372	124
11.	BBCA	Bank Central Asia Tbk.	4,568	61,044	881	1.63	244	2,859	37,683	504	124
12.	UNTR	United Tractors Tbk. [S]	879	16,973	808	1.49	244	533	8,111	397	124
13.	LPPF	Matahari Department Store Tbk. [S]	1,775	28,863	806	1.49	244	963	17,092	437	124
14.	SMRA	Summarecon Agung Tbk. [S]	9,191	15,247	769	1.42	244	3,673	5,811	295	124
15.	ADHI	Adhi Karya (Persero) Tbk. [S]	5,887	15,087	767	1.42	244	3,307	8,614	314	124
16.	SMGR	Semen Indonesia (Persero) Tbk. [S]	1,883	23,068	747	1.38	244	871	8,761	347	124
17.	MNCN	Media Nusantara Citra Tbk. [S]	3,459	8,250	713	1.32	244	3,568	6,790	419	124
18.	MYRX	Hanson International Tbk. [S]	33,581	22,594	711	1.31	244	26,461	19,601	206	124
19.	SCMA	Surya Citra Media Tbk.	3,374	10,697	675	1.25	244	1,650	5,109	281	124
20.	LPKR	Lippo Karawaci Tbk. [S]	18,995	22,149	664	1.23	244	9,108	9,326	487	124
21.	ADRO	Adaro Energy Tbk. [S]	11,977	9,198	647	1.20	244	7,366	5,251	368	124
22.	TRAM	Trada Maritime Tbk.	28,831	3,953	641	1.19	243	367	17	3	118
23.	BWPT	Eagle High Plantation Tbk.	19,447	6,578	631	1.17	244	9,856	2,462	280	124
24.	INDF	Indofood Sukses Makmur Tbk. [S]	2,765	18,114	630	1.17	244	1,221	8,276	297	124
25.	UNVR	Unilever Indonesia Tbk. [S]	505	19,403	624	1.15	244	296	12,417	366	124
26.	BSDE	Bumi Serpong Damai Tbk. [S]	7,020	13,220	584	1.08	244	5,534	10,150	292	124
27.	ASRI	Alam Sutera Realty Tbk. [S]	22,460	11,426	578	1.07	244	8,215	3,356	265	124
28.	MIKA	Mitra Keluarga Karyasehat Tbk. [S]	1,825	14,625	573	1.06	188	1,741	4,127	279	124
29.	CPIN	Charoen Pokphand Indonesia Tbk. [S]	1,862	5,483	570	1.05	244	912	3,108	317	124
30.	SIAP	Sekawan Intipratama Tbk. [S]	151,143	34,487	568	1.05	213	348	24	0	26
31.	INCO	Vale Indonesia Tbk. [S]	2,823	6,858	562	1.04	244	1,392	2,425	197	124
32.	PTPP	PP (Persero) Tbk. [S]	2,716	10,233	560	1.04	244	968	3,692	197	124
33.	INTP	Indocement Tunggal Prakarsa Tbk. [S]	991	21,198	559	1.03	244	357	6,745	279	124
34.	WIKA	Wijaya Karya (Persero) Tbk. [S]	3,655	11,409	557	1.03	244	1,933	5,188	262	124
35.	GGRM	Gudang Garam Tbk.	312	15,434	547	1.01	244	208	13,302	349	124
36.	WSKT	Waskita Karya (Persero) Tbk. [S]	8,503	14,184	542	1.00	241	5,529	12,061	423	124
37.	LSIP	PP London Sumatra Indonesia Tbk. [S]	5,701	8,970	529	0.98	244	1,874	2,829	214	124
38.	BMTR	Global Mediacom Tbk. [S]	3,669	4,969	525	0.97	244	2,331	2,250	354	124
39.	MPPA	Matahari Putra Prima Tbk. [S]	3,867	13,339	516	0.95	244	1,243	1,950	203	124
40.	ANTM	Aneka Tambang (Persero) Tbk. [S]	12,009	5,387	515	0.95	244	19,591	10,669	442	124
41.	PTBA	Tambang Batubara Bukit Asam (Persero) Tbk. [S]	946	7,109	495	0.92	244	657	4,191	299	124
42.	AKRA	AKR Corporindo Tbk. [S]	2,316	12,745	481	0.89	244	1,076	7,350	314	124
43.	EXCL	XL Axiata Tbk.	1,835	7,129	452	0.84	244	1,136	4,160	291	124
44.	ITMG	Indo Tambangraya Megah Tbk. [S]	446	5,744	443	0.82	244	286	1,932	161	124
45.	JSMR	Jasa Marga (Persero) Tbk. [S]	1,720	10,211	443	0.82	244	849	4,710	235	124
46.	KREN	Kresna Graha Investama Tbk.	4,720	6,744	421	0.78	242	1,310	2,601	432	124
47.	ELSA	Elnusa Tbk. [S]	8,569	3,979	405	0.75	244	15,192	5,845	465	124
48.	BBTN	Bank Tabungan Negara (Persero) Tbk.	8,010	8,900	396	0.73	244	3,237	5,189	257	124
49.	AALI	Astra Agro Lestari Tbk. [S]	355	7,681	391	0.72	244	327	5,142	258	124
50.	ICBP	Indofood CBP Sukses Makmur Tbk. [S]	735	9,796	389	0.72	244	394	6,044	235	124
Total 50 Stocks			578,790	1,015,567	34,646			230,820	535,338	17,806	
% of Total			40.02	72.21	64.08			35.15	74.84	59.83	
Market Total			1,446,314	1,406,362	54,066			656,738	715,310	29,764	

Note : using the List of Islamic Securities (DES) period December 1<sup>st</sup>, 2015 - May 30<sup>th</sup>, 2016

## 50 MOST ACTIVE IDX MEMBERS BY TRADING VOLUME

No.	Code	Brokerage Name	Total Transaction 2015			Total Transaction H1 2016			
			Volume, mn sh	%	Value, IDR bn	Freq., '000 x	Volume, mn sh	Value, IDR bn	Freq., '000 x
1.	YP	Daewoo Securities Indonesia	152,441	5.27	85,965	7,908	83,766	56,300	4,995
2.	OD	Danareksa Sekuritas	139,360	4.82	59,519	2,049	17,515	19,265	1,048
3.	YU	CIMB Securities Indonesia	120,213	4.16	133,850	4,112	50,354	63,106	1,943
4.	CC	Mandiri Sekuritas	100,677	3.48	116,521	4,854	48,329	54,359	2,934
5.	CP	Valbury Asia Securities	97,682	3.38	45,075	2,201	41,284	21,804	1,170
6.	DH	Sinarmas Sekuritas	97,481	3.37	63,123	1,324	48,278	22,854	770
7.	SM	Millenium Danatama Sekuritas	85,122	2.94	35,144	193	32,016	14,629	109
8.	LS	Reliance Securities Tbk.	75,691	2.62	29,047	1,054	17,540	9,364	486
9.	LG	Trimegah Securities Tbk.	75,446	2.61	54,360	1,565	40,346	29,074	967
10.	XA	NH Korindo Securities Indonesia	68,420	2.37	29,511	592	17,420	9,825	285
11.	DR	RHB Securities Indonesia	66,514	2.30	72,025	2,905	39,173	37,839	1,633
12.	KI	Ciptadana Securities	63,098	2.18	49,258	1,082	19,852	22,690	683
13.	PD	Indo Premier Securities	62,384	2.16	51,105	5,034	41,835	32,898	3,190
14.	EP	MNC Securities	58,632	2.03	42,909	2,215	70,878	39,016	1,264
15.	NI	BNI Securities	55,884	1.93	41,527	2,792	29,047	20,539	1,775
16.	AP	Pacific Capital	53,690	1.86	9,468	14	22,432	4,666	5
17.	AZ	Sucorinvest Central Gani	53,481	1.85	26,150	1,174	13,149	9,223	620
18.	FS	Yuanta Securities Indonesia	50,038	1.73	24,817	721	16,782	15,644	417
19.	YJ	Lautandhana Securindo	46,406	1.60	25,623	1,525	29,725	15,489	966
20.	DB	Deutsche Securities Indonesia	45,991	1.59	120,279	6,049	17,313	59,291	2,498
21.	AK	UBS Securities Indonesia	45,939	1.59	135,729	4,097	22,154	76,770	2,996
22.	ZP	Maybank Kim Eng Securities	45,815	1.58	94,813	2,809	27,980	55,559	1,584
23.	CS	Credit Suisse Securities Indonesia	43,969	1.52	138,053	5,217	21,751	69,712	2,280
24.	YB	Jasa Utama Capital	40,345	1.39	21,558	1,011	17,493	10,842	650
25.	KS	Kresna Graha Sekurindo Tbk.	39,783	1.38	30,280	993	12,614	10,910	411
26.	GR	Panin Sekuritas Tbk.	38,933	1.35	32,722	1,408	19,303	17,904	945
27.	KK	Phillip Securities Indonesia	37,891	1.31	28,638	2,344	26,147	17,401	1,516
28.	MS	Morgan Stanley Asia Indonesia	36,877	1.27	149,897	2,450	18,011	79,168	1,328
29.	KZ	CLSA Indonesia	35,701	1.23	100,641	2,419	18,627	49,996	1,153
30.	DX	Bahana Securities	33,631	1.16	64,604	2,454	16,255	35,879	1,220
31.	RX	Macquarie Capital Securities Indonesia	32,722	1.13	96,359	1,830	15,413	51,730	866
32.	PC	First Asia Capital	31,886	1.10	13,008	1,064	10,503	6,048	382
33.	TP	OCBC Sekuritas Indonesia	31,294	1.08	21,478	660	12,421	10,962	312
34.	IF	Samuel Sekuritas Indonesia	30,342	1.05	19,775	663	12,447	11,912	520
35.	ID	Anugerah Securindo Indah	29,682	1.03	12,752	292	19,120	9,509	227
36.	MG	Semesta Invest	29,157	1.01	15,067	737	10,433	7,521	444
37.	PO	Pilarmas Investindo	28,421	0.98	13,928	302	5,995	4,235	226
38.	CG	Citigroup Securities Indonesia	27,822	0.96	95,490	2,496	14,481	60,913	1,221
39.	AD	OSO Securities	27,709	0.96	13,289	562	13,639	7,721	383
40.	HP	Henan Putihrai	27,667	0.96	13,385	497	13,509	6,453	323
41.	AI	UOB Kay Hian Securities	27,384	0.95	27,892	1,276	16,650	15,462	734
42.	MU	Minna Padi Investama	27,112	0.94	7,163	161	6,416	2,621	110
43.	XL	Mahakarya Artha Securities	25,373	0.88	11,306	516	4,733	2,468	137
44.	ML	Merrill Lynch Indonesia	24,995	0.86	92,072	4,354	10,855	42,420	2,135
45.	PK	Pratama Capital Indonesia	23,175	0.80	9,101	181	11,211	4,458	84
46.	BR	Trust Securities	23,019	0.80	11,781	422	6,657	3,935	208
47.	AG	Kiwoom Securities Indonesia	22,427	0.78	12,684	741	9,847	5,543	490
48.	SA	Bosowa Sekuritas	21,703	0.75	13,909	410	5,683	3,903	247
49.	FZ	Waterfront Securities Indonesia	20,866	0.72	14,027	646	11,987	5,809	409
50.	AO	Erdikha Elit Sekuritas	20,505	0.71	11,329	830	10,259	5,843	482
<b>Total 50 Stocks</b>			<b>2,500,796</b>		<b>2,438,003</b>	<b>93,206</b>	<b>1,119,625</b>	<b>1,251,481</b>	<b>51,786</b>
<b>% of Total</b>			<b>86.45</b>		<b>86.68</b>	<b>86.20</b>	<b>85.24</b>	<b>87.48</b>	<b>86.99</b>
<b>Market Total</b>			<b>2,892,627</b>		<b>2,812,725</b>	<b>108,133</b>	<b>1,313,477</b>	<b>1,430,620</b>	<b>59,528</b>

## 50 MOST ACTIVE IDX MEMBERS BY TRADING VALUE

No.	Code	Brokerage Name	Total Transaction 2015				Total Transaction H1 2016		
			Volume, mn sh	Value, IDR bn	%	Freq., '000 x	Volume, mn sh	Value, IDR bn	Freq., '000 x
1.	MS	Morgan Stanley Asia Indonesia	36,877	149,897	5.33	2,450	18,011	79,168	1,328
2.	CS	Credit Suisse Securities Indonesia	43,969	138,053	4.91	5,217	21,751	69,712	2,280
3.	AK	UBS Securities Indonesia	45,939	135,729	4.83	4,097	22,154	76,770	2,996
4.	YU	CIMB Securities Indonesia	120,213	133,850	4.76	4,112	50,354	63,106	1,943
5.	DB	Deutsche Securities Indonesia	45,991	120,279	4.28	6,049	17,313	59,291	2,498
6.	CC	Mandiri Sekuritas	100,677	116,521	4.14	4,854	48,329	54,359	2,934
7.	KZ	CLSA Indonesia	35,701	100,641	3.58	2,419	18,627	49,996	1,153
8.	RX	Macquarie Capital Securities Indonesia	32,722	96,359	3.43	1,830	15,413	51,730	866
9.	CG	Citigroup Securities Indonesia	27,822	95,490	3.39	2,496	14,481	60,913	1,221
10.	ZP	Maybank Kim Eng Securities	45,815	94,813	3.37	2,809	27,980	55,559	1,584
11.	ML	Merrill Lynch Indonesia	24,995	92,072	3.27	4,354	10,855	42,420	2,135
12.	YP	Daewoo Securities Indonesia	152,441	85,965	3.06	7,908	83,766	56,300	4,995
13.	BK	JP Morgan Securities Indonesia	16,473	77,249	2.75	1,817	8,052	31,983	1,038
14.	DR	RHB Securities Indonesia	66,514	72,025	2.56	2,905	39,173	37,839	1,633
15.	DX	Bahana Securities	33,631	64,604	2.30	2,454	16,255	35,879	1,220
16.	DH	Sinarماس Sekuritas	97,481	63,123	2.24	1,324	48,278	22,854	770
17.	OD	Danareksa Sekuritas	139,360	59,519	2.12	2,049	17,515	19,265	1,048
18.	LG	Trimegah Securities Tbk.	75,446	54,360	1.93	1,565	40,346	29,074	967
19.	PD	Indo Premier Securities	62,384	51,105	1.82	5,034	41,835	32,898	3,190
20.	KI	Ciptadana Securities	63,098	49,258	1.75	1,082	19,852	22,690	683
21.	CP	Valbury Asia Securities	97,682	45,075	1.60	2,201	41,284	21,804	1,170
22.	EP	MNC Securities	58,632	42,909	1.53	2,215	70,878	39,016	1,264
23.	NI	BNI Securities	55,884	41,527	1.48	2,792	29,047	20,539	1,775
24.	FG	Nomura Indonesia	15,756	38,606	1.37	2,360	7,142	21,893	826
25.	SM	Millenium Danatama Sekuritas	85,122	35,144	1.25	193	32,016	14,629	109
26.	GR	Panin Sekuritas Tbk.	38,933	32,722	1.16	1,408	19,303	17,904	945
27.	KS	Kresna Graha Sekurindo Tbk.	39,783	30,280	1.08	993	12,614	10,910	411
28.	XA	NH Korindo Securities Indonesia	68,420	29,511	1.05	592	17,420	9,825	285
29.	LS	Reliance Securities Tbk.	75,691	29,047	1.03	1,054	17,540	9,364	486
30.	KK	Phillip Securities Indonesia	37,891	28,638	1.02	2,344	26,147	17,401	1,516
31.	AI	UOB Kay Hian Securities	27,384	27,892	0.99	1,276	16,650	15,462	734
32.	AZ	Sucorinvest Central Gani	53,481	26,150	0.93	1,174	13,149	9,223	620
33.	YJ	Lautandhana Securindo	46,406	25,623	0.91	1,525	29,725	15,489	966
34.	FS	Yuanta Securities Indonesia	50,038	24,817	0.88	721	16,782	15,644	417
35.	YB	Jasa Utama Capital	40,345	21,558	0.77	1,011	17,493	10,842	650
36.	TP	OCBC Sekuritas Indonesia	31,294	21,478	0.76	660	12,421	10,962	312
37.	IF	Samuel Sekuritas Indonesia	30,342	19,775	0.70	663	12,447	11,912	520
38.	BW	BNP Paribas Securities Indonesia	4,327	15,931	0.57	414	1,446	4,372	116
39.	MG	Semesta Indovest	29,157	15,067	0.54	737	10,433	7,521	444
40.	FZ	Waterfront Securities Indonesia	20,866	14,027	0.50	646	11,987	5,809	409
41.	CD	Mega Capital Indonesia	16,807	13,929	0.50	535	8,651	7,290	316
42.	PO	Pilarmas Investindo	28,421	13,928	0.50	302	5,995	4,235	226
43.	SA	Bosowa Sekuritas	21,703	13,909	0.49	410	5,683	3,903	247
44.	HP	Henan Putihrai	27,667	13,385	0.48	497	13,509	6,453	323
45.	AD	OSO Securities	27,709	13,289	0.47	562	13,639	7,721	383
46.	PC	First Asia Capital	31,886	13,008	0.46	1,064	10,503	6,048	382
47.	ID	Anugerah Securindo Indah	29,682	12,752	0.45	292	19,120	9,509	227
48.	AG	Kiwoom Securities Indonesia	22,427	12,684	0.45	741	9,847	5,543	490
49.	RF	Buana Capital	7,605	11,986	0.43	291	3,961	5,533	175
50.	PG	Panca Global Securities Tbk.	18,600	11,971	0.43	192	12,954	8,005	100
<b>Total 50 Stocks</b>			<b>2,407,490</b>	<b>2,547,617</b>		<b>96,691</b>	<b>1,306,566</b>	<b>53,329</b>	<b>51,786</b>
<b>% of Total</b>			<b>83.23</b>	<b>90.57</b>		<b>89.42</b>	<b>91.33</b>	<b>89.59</b>	<b>86.99</b>
<b>Market Total</b>			<b>2,892,627</b>	<b>2,812,725</b>		<b>108,133</b>	<b>1,430,620</b>	<b>59,528</b>	<b>59,528</b>

## 50 MOST ACTIVE IDX MEMBERS BY TRADING FREQUENCY

No.	Code	Brokerage Name	Total Transaction 2015				Total Transaction H1 2016		
			Volume, mn sh	Value, IDR bn	Freq., '000 x	%	Volume, mn sh	Value, IDR bn	Freq., '000 x
1.	YP	Daewoo Securities Indonesia	152,441	85,965	7,908	7.31	83,766	56,300	4,995
2.	DB	Deutsche Securities Indonesia	45,991	120,279	6,049	5.59	17,313	59,291	2,498
3.	CS	Credit Suisse Securities Indonesia	43,969	138,053	5,217	4.82	21,751	69,712	2,280
4.	PD	Indo Premier Securities	62,384	51,105	5,034	4.66	41,835	32,898	3,190
5.	CC	Mandiri Sekuritas	100,677	116,521	4,854	4.49	48,329	54,359	2,934
6.	ML	Merrill Lynch Indonesia	24,995	92,072	4,354	4.03	10,855	42,420	2,135
7.	YU	CIMB Securities Indonesia	120,213	133,850	4,112	3.80	50,354	63,106	1,943
8.	AK	UBS Securities Indonesia	45,939	135,729	4,097	3.79	22,154	76,770	2,996
9.	DR	RHB Securities Indonesia	66,514	72,025	2,905	2.69	39,173	37,839	1,633
10.	ZP	Maybank Kim Eng Securities	45,815	94,813	2,809	2.60	27,980	55,559	1,584
11.	NI	BNI Securities	55,884	41,527	2,792	2.58	29,047	20,539	1,775
12.	CG	Citigroup Securities Indonesia	27,822	95,490	2,496	2.31	14,481	60,913	1,221
13.	DX	Bahana Securities	33,631	64,604	2,454	2.27	16,255	35,879	1,220
14.	MS	Morgan Stanley Asia Indonesia	36,877	149,897	2,450	2.27	18,011	79,168	1,328
15.	KZ	CLSA Indonesia	35,701	100,641	2,419	2.24	18,627	49,996	1,153
16.	FG	Nomura Indonesia	15,756	38,606	2,360	2.18	7,142	21,893	826
17.	KK	Phillip Securities Indonesia	37,891	28,638	2,344	2.17	26,147	17,401	1,516
18.	EP	MNC Securities	58,632	42,909	2,215	2.05	70,878	39,016	1,264
19.	CP	Valbury Asia Securities	97,682	45,075	2,201	2.04	41,284	21,804	1,170
20.	OD	Danareksa Sekuritas	139,360	59,519	2,049	1.89	17,515	19,265	1,048
21.	RX	Macquarie Capital Securities Indonesia	32,722	96,359	1,830	1.69	15,413	51,730	866
22.	BK	JP Morgan Securities Indonesia	16,473	77,249	1,817	1.68	8,052	31,983	1,038
23.	LG	Trimegah Securities Tbk.	75,446	54,360	1,565	1.45	40,346	29,074	967
24.	YJ	Lautandhana Securindo	46,406	25,623	1,525	1.41	29,725	15,489	966
25.	GR	Panin Sekuritas Tbk.	38,933	32,722	1,408	1.30	19,303	17,904	945
26.	DH	Sinarmas Sekuritas	97,481	63,123	1,324	1.22	48,278	22,854	770
27.	AI	UOB Kay Hian Securities	27,384	27,892	1,276	1.18	16,650	15,462	734
28.	AZ	Sucorinvest Central Gani	53,481	26,150	1,174	1.09	13,149	9,223	620
29.	KI	Ciptadana Securities	63,098	49,258	1,082	1.00	19,852	22,690	683
30.	PC	First Asia Capital	31,886	13,008	1,064	0.98	10,503	6,048	382
31.	LS	Reliance Securities Tbk.	75,691	29,047	1,054	0.98	17,540	9,364	486
32.	YB	Jasa Utama Capital	40,345	21,558	1,011	0.93	17,493	10,842	650
33.	KS	Kresna Graha Sekurindo Tbk.	39,783	30,280	993	0.92	12,614	10,910	411
34.	AO	Erdikha Elit Sekuritas	20,505	11,329	830	0.77	10,259	5,843	482
35.	AG	Kiwoom Securities Indonesia	22,427	12,684	741	0.69	9,847	5,543	490
36.	MG	Semesta Indovest	29,157	15,067	737	0.68	10,433	7,521	444
37.	FS	Yuanta Securities Indonesia	50,038	24,817	721	0.67	16,782	15,644	417
38.	IF	Samuel Sekuritas Indonesia	30,342	19,775	663	0.61	12,447	11,912	520
39.	TP	OCBC Sekuritas Indonesia	31,294	21,478	660	0.61	12,421	10,962	312
40.	FZ	Waterfront Securities Indonesia	20,866	14,027	646	0.60	11,987	5,809	409
41.	RG	Profindo International Securities	13,847	11,756	624	0.58	5,439	3,556	257
42.	HD	HD Capital Tbk.	18,075	9,827	613	0.57	6,472	4,726	380
43.	XA	NH Korindo Securities Indonesia	68,420	29,511	592	0.55	17,420	9,825	285
44.	AD	OSO Securities	27,709	13,289	562	0.52	13,639	7,721	383
45.	QA	Prime Capital Securities	12,456	6,277	536	0.50	4,662	2,689	208
46.	CD	Mega Capital Indonesia	16,807	13,929	535	0.49	8,651	7,290	316
47.	XL	Mahakarya Artha Securities	25,373	11,306	516	0.48	4,733	2,468	137
48.	HP	Henan Putihrai	27,667	13,385	497	0.46	13,509	6,453	323
49.	MI	Victoria Securities Indonesia	14,424	7,870	464	0.43	3,916	1,996	142
50.	PS	Paramitra Alfa Sekuritas	11,188	7,445	460	0.42	4,927	3,267	272
<b>Total 50 Stocks</b>			<b>2,327,899</b>	<b>2,497,714</b>	<b>98,639</b>		<b>1,059,356</b>	<b>1,280,927</b>	<b>54,006</b>
<b>% of Total</b>			<b>80.48</b>	<b>88.80</b>	<b>91.22</b>		<b>80.65</b>	<b>89.54</b>	<b>90.72</b>
<b>Market Total</b>			<b>2,892,627</b>	<b>2,812,725</b>	<b>108,133</b>		<b>1,313,477</b>	<b>1,430,620</b>	<b>59,528</b>



# INDONESIA STOCK EXCHANGE OVERVIEW

Unconducive macro economic conditions both nationally and internationally that prevailed throughout 2015 have generated business uncertainty. Internally, the Rupiah has been under pressure from the US Dollars. In 2015 the Rupiah exchange rate sank to a Rp14,280 against the US Dollars in September 2015, although it was then closed at Rp13,785 by year's end, a 10% depreciation compared to the end of 2014.

Meanwhile, the economic conditions in several advanced countries in the European regions were also deteriorated and have not yet recover from the crisis. Devaluation of Yuan in China has added turmoils to the world's economy. In other side, the price of commodities like crude oil, palm oil and coal have also fallen. Under this uncertainty, various financial institutions made several revisions to their projections of national and international economic growth. The IMF, who at the beginning optimistically projected a 3.5% global growth rate in 2015—a little over that for 2014—later altered this projection to 3.3%—on par with that for 2015—in July 2015 before again reducing it to 3.1% in October 2015.

In January 2015 the World Bank also cut back its global growth forecast for that year to 3%. This was lessened from the 3.4% growth it had projected in June 2014. The stirrings of an economic recovery in the United States as the world's biggest economic power were still not strong enough to drive the wheel of the global economy. Other world economies, including Europe's, were still sluggish. In July 2015, the World Bank again lowered its forecast of global economic growth to 2.8% after seeing the economy of emerging market countries, especially Brazil and Russia, getting increasingly lethargic under additional price pressure from the fall in world oil prices.

The economic growth figures in Indonesia were also revised. The Bank of Indonesia revised its economic growth projections for 2015 twice, from around 5.4% to 5.8% at the beginning of the year, down to a range of 4.7% to 5.1% by mid-year. The Central Bureau of Statistics also reduced anticipated Indonesian growth to 4.79% for 2015, slower than the 5% achieved in 2014. In this situation, Bank of Indonesia still holds its rate at 7.5% level.

Amidst the continued uncertainty of global economic conditions, the Indonesia capital market was still able to record a new share index record of 5,523 on April 7, 2015, which allowed market capitalization to book a new record nominal value of Rp5.584 trillion.

This could not be sustained for long when the slowdown of the domestic and world economies and various market upheavals put the combined share price index under pressure. On September 28, 2015, the JCI fell to 4,120, or 25.4% off its high record. Although able to recover to close at 4,593 by the end of 2015, this was still 12.39% lower than at the beginning of the year. Even so, strengthening over the last quarter of 2015 raised hopes that there were still good prospects for profit from investment in the capital market

amid the uncertainties of the global economy.

Generally, compared to regional exchanges, IDX's performance is still promising although it is still not the best. The Singapore Strait Times Index (STI), for example, ended down 14.47% in 2015, while Thailand's SET Index fell 13.1%. However, the performance of the FTSE of Bursa Malaysia was relatively better with a decline of only 3.44% compared to 2014.

## TRADING PERFORMANCE

### Stock Trading Summary

IDX stock market capitalization was recorded at Rp4,872.70 trillion by the end of 2015, down 6.8% compared to 2014 when it had reached Rp5,228 trillion. The lethargy in the market induced the average daily transaction value in the stock exchange to slide to 4.03% in 2015 compared to 2014; from Rp6.01 trillion to Rp5.76 trillion. However, the average number of trades rose 4.2% in 2015 compared to 2014, from 212.634 transactions to 221.583 transactions.

The average volume of shares traded in 2015 went up by 8.1% compared to 2014; from 5.48 billion shares to 5.93 billion shares per day.

### Corporate Bonds Trading

During the course of 2015, the volume of trading in Conventional Bonds, Sharia, and Corporate Sukuk, including Asset-Backed Securities markets denominated in Rupiah, was Rp187.90 trillion, up 11.87% compared to Rp167.96 trillion in 2014. The trading frequency reached 22.289 times, or up 0.49% from 22.181 times in 2014.

The average daily trading volume in 2015 was Rp763.80 billion, up 10.96% compared to Rp688.37 billion in 2014.

Furthermore, US Dollar-denominated trading also reached USD6.98 million in 2015, up 32.76% compared to USD10.37 million in 2014. The trading frequency reached 16 times; down 15.79% from 19 times in 2014. Meanwhile, the average daily trading volume for corporate bonds, denominated in US Dollars in 2015, was USD0.03 million, down 33.31% compared to USD0.04 million in 2014.

### Government Bonds Trading

Over 2015, the trading volume in the Government Securities (SBN) market, which include Government Sharia Securities (SBSN), retail bonds (ORI), and Retail Sukuk amounted to Rp3,399.94 trillion, up 19.82% compared with Rp2,837.54 trillion in 2014. The trading frequency reached 169.822 or up to 6.58% compared to the 159.345 times in 2014. The average daily trading volume in 2015 for government securities was worth Rp13.82 trillion per day, up 18.85% from Rp11.63 trillion in 2014.

In addition, in 2015 there was also the trading of activity US dollar-denominated Government Bonds that worth USD1,492.83 million, up 898.86% from USD149.45 million in 2014. The frequency of trading was 77 times, up 185.19% compared to 27 times in 2014. The average daily trading volume of US dollar-denominated government securities in 2015 was USD6.07 million, up 890.74% from USD0.61 million in 2014.

## LISTING ACTIVITIES

### Equity Based Securities Listing

During the period of January to December 2015, 18 New Companies were listed in IDX: 2 Re-listed Companies and 16 Listed Companies that went through Initial Public Offerings (IPO). This represented 64% of the target of 28 new Listed Companies set for 2015.

In 2015 one mutual fund in the form of ETF was listed namely Reksa Dana Premier ETF Indonesia State-Owned Companies. In addition to IPO, 2015 also saw issuance of Pre-emptive Rights by 20 Listed Companies and the conversion of warrants from 27 Listed Companies.

Total funds raised through IPOs, issuances of Pre-emptive Rights and Warrants Conversions in 2015 reached Rp57.70 trillion, or increase by 15.85% from Rp49.80 trillion in 2014. In detail the funds raised through IPOs was Rp11.31 trillion, while Pre-emptive Rights issues reach a total of Rp45.57 trillion, and Warrants Conversion contributed Rp824.15 billion.

In 2015, IDX delisted stocks of three Listed Companies; PT Davomas Abadi Tbk (DAVO), PT Bank Ekonomi Raha Raja Tbk (BAEK), and PT Unitex Tbk (UNTX). DAVO was delisted because of going concern, while BAEK and UNTX was delisted as a response to their submission for voluntary delisting.

### Debt Securities, Sukuk and ABS

The number of Bonds and Sukuk, and Asset-Backed Securities (ABS), listed in IDX in 2015 was 55 issuances worth Rp62.75 trillion that was issued by 38 Listed Companies. This included 48 bonds worth Rp59.40 trillion issued by 36 Listed Companies, 6 issuance of Sukuk worth Rp3.17 trillion issued by 5 Listed Companies, and a single issuance of Asset-Backed Securities (ABS) worth Rp181.6 billion.

The number and value of Debt Securities issuance in 2015 increased by 6.67% and 31.20% respectively. Compared with 45 emissions in 2014 with a total value of Rp45.27 trillion. Total number and value of Sukuk issuance also increased by 50.00% and 243.66% respectively compared to 4 emissions in 2014 with a total value of Rp923 billion. This is the first listing of ABS in the form of Participation Letter (ABS-PL) in IDX.

Companies who listed their securities for the first time on the Exchange were PT Brantas Abipraya (Persero) (BRAP), PT Bank BNI Syariah (BBSY), PT Bank Pembangunan Daerah Jawa Tengah (BJTG). There were also a new kind of Asset-Backed Securities, which use participation letter as underlying, listed by PT Sarana Multigriya Financial (Persero) with code ABS-PL BTN SMF-01.

Among all new issuance in 2015, 49 of them came through Sustainable Public Offering. In value, they reached Rp59.57

trillion, an increase from Rp36.99 trillion in 2014.

The total value in Debt Securities, Sukuk, and ABS recorded up to December 2015 was Rp253.12 trillion. This consisted of 420 series of Debt Securities, Sukuk, and ABS with rupiah denominated with value of Rp252.27 trillion and three series of USD denominated Debt Securities with value of USD100 million.

### Government Securities (SBN) Listing

A total of 183 SBN series were listed throughout 2015 at values of Rp351.17 trillion and USD500 million. This comprised of 39 series of new listings worth Rp76.50 trillion and 140 re-opening series worth Rp271.67 trillion and USD500 million. The new listings included 24 series of Government Debt Securities (SUN) valued at Rp41.55 trillion and 15 series of Government Sharia Securities (SBSN) worth Rp34.95 trillion. In addition, there were 75 series of reopening SBSN worth Rp223.66 trillion and 65 series worth Rp48.01 trillion.

### Annual Report Award 2014

To improve the quality of the companies information disclosure and as an appreciation of the quality of the Company's Annual Report, IDX along with the National Committee on Good Governance (KNKG), Bank Indonesia (BI), OJK, the Directorate General of Taxation, Ministry of Finance, Ministry of State Enterprises, and the Association of Indonesian Accountants (IAI), held the Annual Report Award (ARA) ceremony for 2014 on September 22, 2015, with the theme "Accountability and Information Transparency Needed to Win Business Competition in the Era of Economic Integration within ASEAN". This event was attended by 294 companies, which included State Owned Companies (BUMN/D) and private companies, both Listed and Non-Listed.

### eXtensible Business Reporting Language (XBRL) Reporting System

On June 22, 2015, IDX launched eXtensible Business Reporting Language (XBRL) based reporting system for Listed Companies' Financial Statements, which was integrated with IDXnet electronic reporting system.

XBRL is a global standard used for the standardization of financial statements to improve information integrity reported through an automatic validation mechanism that was in line with IDX taxonomy which had been launched in 2014.

On October 24, 2015, the XBRL reporting system went live and it was then official to use XBRL for the reporting of listed company's financial statement. In the early stages of the implementation XBRL reporting ran parallel with the Form E024 of the Financial Report Submission. A Listed Company was required to submit its XBRL financial statement within a deadline of one month after the deadline for submission of Form E024. Commencement of XBRL reporting made it easier to process financial reporting data submitted by the reporting company, both for internal and external data users of IDX. Full implementation of XBRL reporting is planned to kick off in mid-2016.

## MEMBERSHIP

### Exchange Members and Participants

During the period January-December 2015, there were 124 securities companies who were listed as IDX shareholders. Up till the end of 2015, there were 115 Exchange Members (EM), out of which 109 were active EM and six were suspended EM. In addition, there were 114 participants comprising 58 Securities Companies, 37 Banks, and 19 Custodian Banks.

### The Standardisation of the Brokerage Office System Guideline (BOFIS)

In the framework of equal treatment for all EM, IDX has issued BOFIS guidelines through SK No: Kep-00024/BEI/03-2015 dated March 16, 2015, enacted on April 1, 2016. The purpose of BOFIS standardization is to ensure the accuracy of data in reports generated by BOFIS, thus minimizing BOFIS abuses when producing untrue reports, as well as supporting information technology governance management both in developing and operating BOFIS among the EM.

## TRADING SYSTEM DEVELOPMENT

In order to diversify investment products available to market players, IDX together with KPEI seeks to reactivate its derivative futures product which was based on the Securities Index Futures (KBIE) i.e. LQ-45 Futures. Trading of LQ-45 Futures used the same platform as the Stock Market i.e. JATS Next-G version 2.1 (JATS multimarket) and the Derivatives Clearing System developed by KPEI. Throughout 2015, IDX has conducted intensive socialization to market participants as well as market simulations to Derivatives Exchange Members, using JATS Multimarket System, KPEI Derivatives Clearing System, and EM System to ensure the readiness of the Exchange, KPEI and Exchange Members. The LQ-45 Futures Trading is set to begin on February 2, 2016.

IDX, as part of the Debt Securities Market Development Team comprising OJK, Bank Indonesia, the Ministry of Finance, KPEI, KSEI, and IBPA, has completed the trading groundwork and developed trading facilities through the Electronic Trading Platform (ETP). The development of the ETP has been aimed to improve the transparency and liquidity of Government Debt Securities (SUN) in the secondary market. Having developed in 2015, socializations and market simulation on ETP to the market participants is planned to be carried out on early 2016. Socializations and Market Simulations are part of phase one of ETP implementation.

## PUBLIC SOCIALIZATION AND EDUCATION

### Investor Summit and Capital Market Expo 2015

The Investor Summit and Capital Market Expo (ISCME) was an annual event organized by OJK, IDX, KPEI and KSEI.

ISCME aims to improve socialization and more integrated education for communities on the potential, opportunities and added value that comes with investing in the stock market. Additionally, ISCME aims to generate strategic synergies among capital market (regulators and players) community by taking advantage of business opportunities/available investments, and by mobilizing investment potential by moving a saving culture towards an investment oriented society relying more on the capital market.

ISCME is expected to be an effective tool for communication sessions, consultations, promotions, and negotiations among players in world capital markets.

The year 2015 marked the 8th year of ISCME after first being held in 2008. In contrast to previous years, in 2015 ISCME was held for one full week, from November 9 until 13, 2015, at the IDX Building, Jakarta.

The theme chosen for this year was "Yuk Nabung Saham". This theme was carried not only to raise awareness on the need to invest in the capital market, but also to invite the public to invest regularly and periodically in the capital market.

Accommodating 10,672 visitors, ISCME 2015 included various events, among others:

- Public Expose of 81 Listed Companies.
- Talk shows by public or inspirational figures.
- Exhibition, attended by 44 participants from Securities Companies, Investment Managers and Listed Companies.
- The launching of several strategic programs for the capital market industry, namely:
  - The Launch of "Yuk Nabung Saham" Campaign.
  - The Launch of Capital Market Professional Development Program (CMDP).
  - Relaunching of The Indonesia Capital Market Institute (TICMI) and the Indonesia Capital Market Library (ICaMEL).
  - The Launch of Indonesia Composite Bond Index.

### "Yuk Nabung Saham" Campaign

As one measure to develop the Indonesia Capital Market industry, IDX came up with a campaign concept to raise public awareness of the Indonesia capital market and encourage people to start investing regularly in the capital market. The slogan for this campaign was; "Yuk Nabung Saham".

This national scale campaign involved all stakeholders in the capital market, ranging from Listed Companies, Securities Companies, Investment Managers, IDX Investment Galleries, Capital Market Community, and other parties who jointly promoted the Indonesia capital market.

On November 12, 2015, in IDX Main Hall Gallery, the Vice President of the Republic of Indonesia, Mr. M. Jusuf Kalla, officially launched the "Yuk Nabung Saham" campaign as a national campaign. The launch was also attended by Chairman of the Board of Commissioners of OJK, Mr. Muliawan D. Hadad, and the Chief Executive of the OJK Supervisory Capital Markets, Ms. Nurhaida.

### Development of Sharia Investment in The Indonesia Capital Market

During 2015, IDX undertook various measures directed at attracting Sharia investment in Indonesia to the capital market. Supplementing routine SPMS educational activities conducted since the end of 2010, other steps were made to improve supportive infrastructure for Sharia investment in the Indonesia Capital Market. IDX has conducted extensive educational activities under special cooperation with the Sharia Economic Society (MES), the Forum on Islamic

Economic Studies (FoSSEI), academics, Exchange Members, and other market participants.

The Sharia capital market in Indonesia continues to experience significant growth. Up to December 2015, the number of Sharia investors had increased by 76% compared with end 2014, from 2,795 into 4,908 investors. In addition, nine Exchange Members (EM) have obtained Sharia Online Trading System (SOTS) Certification from the National Islamic Council of Indonesian Ulama Council (DSN-MUI).

On the other hand, the development program of Sharia investment in Capital Market has operated through such measures as organizing Focus Group Discussion (FGD) on Sharia Capital Market Development in cooperation with the National Sharia Board of the Indonesian Ulama Council (DSN-MUI), and a Sharia Investor Workshop.

IDX also seeks to better educate through a website offering information related to Sharia Stock List, Regulations and Fatwa of DSN-MUI, and a list of constituent stocks included in Indonesia Sharia Stocks Index (ISSI). Information can be downloaded directly from the sub menu Sharia capital markets on IDX website. Especially for Fatwa of DSN-MUI No. 80 on the Application of Sharia in Equity Securities Trading Mechanisms in the Regular Stock Exchange, this can be downloaded in three languages; Bahasa Indonesia, English, and Arabic.

With increasing educational activities and further development of investment in sharia capital market, it is expected that it will make a significant and positive contribution to Indonesia Capital Market development.

## EXCHANGE REGULATION

During 2015, IDX has published:

- Rules
  - Regulation No. I-R for Listing of Asset-Backed Securities in the form of Participation Letters in a framework of Secondary Housing Financing (Appended Decision of the Board of Indonesia Stock Exchange No. 00113/BEI/11-2015 on November 30, 2015).
  - Regulation No. II-E on Trading Index Futures Exchange (KBIE) LQ-45 (Appended Decision of the Board of Indonesia Stock Exchange No. 00120/IDX/12-2015 on December 21, 2015).
  - Regulation No. II-K on Securities Transactions Not Guaranteed and Separated Transaction on Securities Equity (Appended Decision of the Board of Indonesia Stock Exchange No. 00123/IDX/12-2015 on December 28, 2015).
  - Regulation No. III-B on EM Securities Exchange, permitting Trading in Futures and Options re: Regulation No. III-B pertaining to EM Securities Exchange, allowing Trading in Futures and Options (Appended Decision of the Indonesia Stock Exchange No. Kep-00098/IDX/09-2015 on September 30, 2015).
- Decisions by Directors
  - The Board of Directors Decree No. Kep-00023/IDX/03-2015 dated March 12, 2015, re: Fixing a Cash Dividend Schedule.

- The Board of Directors Decree No. Kep-00024/IDX/03-2015 dated March 16, 2015 re: Guidelines for the Brokerage Office System.
- The Board of Directors Decree No. Kep-00096/IDX/08-2015 dated August 24, 2015 re: Auto Rejection Limit Changes.
- The Board of Directors Decree No. Kep-00105/IDX/11-2015 dated November 12, 2015 re: Participants.

# TRADING SYSTEM OF INDONESIA STOCK EXCHANGE

## STOCK TRADING

### Jakarta Automated Trading System (JATS)

To keep up with the rapid and dynamic growth of capital markets, and in order to increase efficiency and to optimize IDX trading system, on May 14, 2012, IDX launched its latest version of trading system – JATS-NextG version 2.0 – which was a result of the development from its previous JATS-NextG version 1.11.

The development started in 2011 and the system has gone through a series of tests by IDX in cooperation with the Exchange Members (EM), Application Service Provider (ASP), Data Vendors and the Indonesian Clearing and Guarantee Corporation (KPEI). The tests consisted of 2 internal tests (Proof of Concept) and 16 Mock Tradings with EM. To ensure a successful launch of this new version, IDX also conducted the Pre-Live session of JATS-NextG version 2.0 on 12 May 2012.

Based on the evaluation of the Pre-Live session, it is concluded that the JATS-NextG version 2.0 is ready to go live with the scope of enhancements as follows:

Increasing trading system capacity by 5 times, from 1 million orders and 500 thousand transactions to 5 million orders and 2.5 million transactions;

Enhancing several functions of equity trading, including: Password policy, order management, market information and changes in Data Feed specifications.

Besides developing in the systems and technological aspect, IDX also develop other fields which include markets, EM, issuers and human resources. IDX also continue to enhance the guidance for EM to improve their operating standards and service to customers so that investors feel more comfortable and secure to invest in the stock market.

The new version of JATS-NextG is expected to anticipate and support the development of the Indonesian capital market in the future as well as to provide convenience and efficiency of trading process to create a fair, orderly, and efficient trading environment in IDX.

To ensure the safety and availability of the trading system, IDX and all capital market entities already using a dedicated and redundant communication network called Capital Market Integrated Network (Jaringan Terpadu Pasar Modal – JTPM). JTPM is a network based on MPLS protocol (Multi Protocol Label Switching) that runs on the end-to-end physical fiber optic network which protected by high-end firewall and authentication system and promised SLA level of 99,91% availability with 10 Mbps predefined bandwidth for each Exchange Member. IDX also cooperates intensively with the Internet Service Provider (ISP) to ensure that Exchange Members receive full supports and services.

### Order-Driven Market and Open-Auction System

Trading in IDX is based on an order-driven market system where only limit order with day or session order duration are accepted. Only IDX Members who are already registered as the Members of the Indonesian Clearing and Guarantee Corporation (KPEI) can trade in the exchange. They may also buy and sell securities using their own names as part of their investment portfolio. The trading system will check or validate the following at the order entry and amend prior accepting and submitting the order:

- Price step and maximum price movement;
- Minimum price limit;
- Auto rejection price and volume;
- Cash trading limit.

Exchange Members can access JATS directly from their offices through JONEC (Jakarta Stock Exchange Open Network Environment Client) on broker's site and JONES (Jakarta Stock Exchange Open Network Environment Server) on IDX's site. This system is named as JATS Remote trading (JATS RT) and utilizes a host-to-host model using FIX (Financial Information Exchange) protocol, so that IDX Members can develop their businesses, for example, developing on-line trading or Direct Market Access (DMA) system.

To ensure safety and availability, the remote trading is supported by a dedicated and redundancy link. IDX also cooperates closely with the internet service provider (ISP), to ensure that IDX Members receive full supports and services.

IDX provided only 150 terminals for stock traders at Trading Floor, which is located at the Ground Floor of the IDX Building. Since 1 September 2010, IDX had removed these facilities and provides only 7 terminals for IDX Members, only when they have problem with their link to JATS.

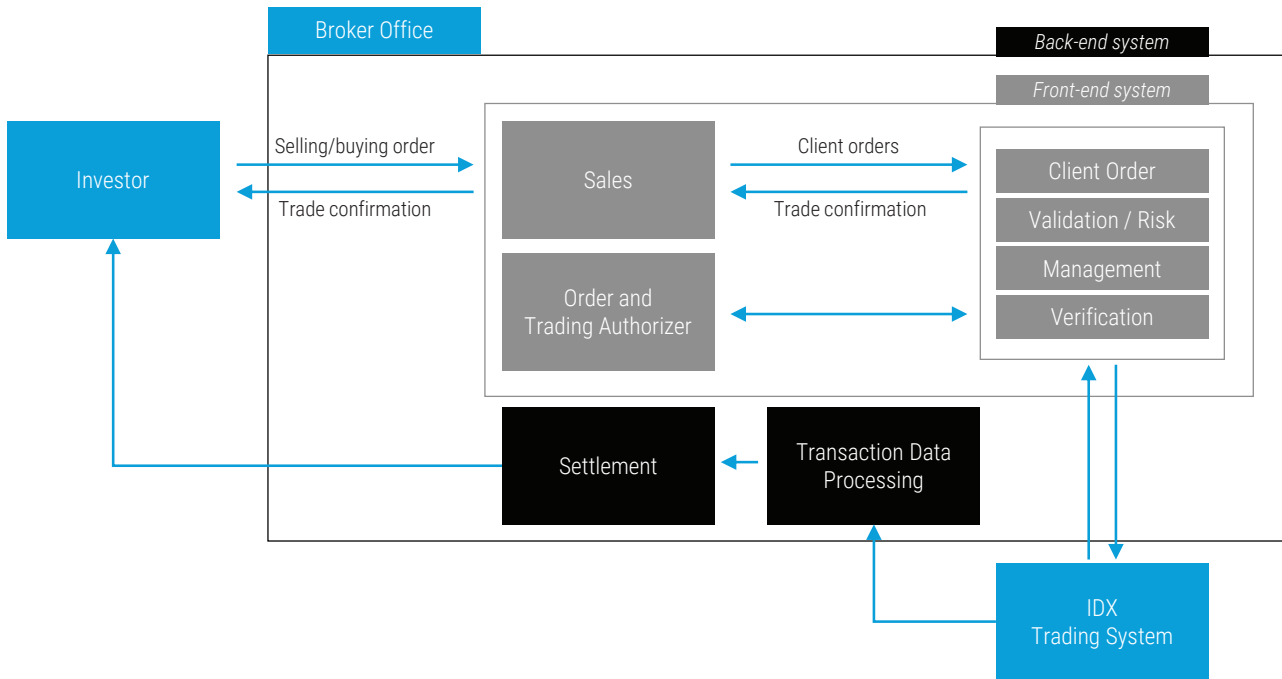
### Market Segmentation

Market Segmentation is based on types of instrument and settlement mechanism:

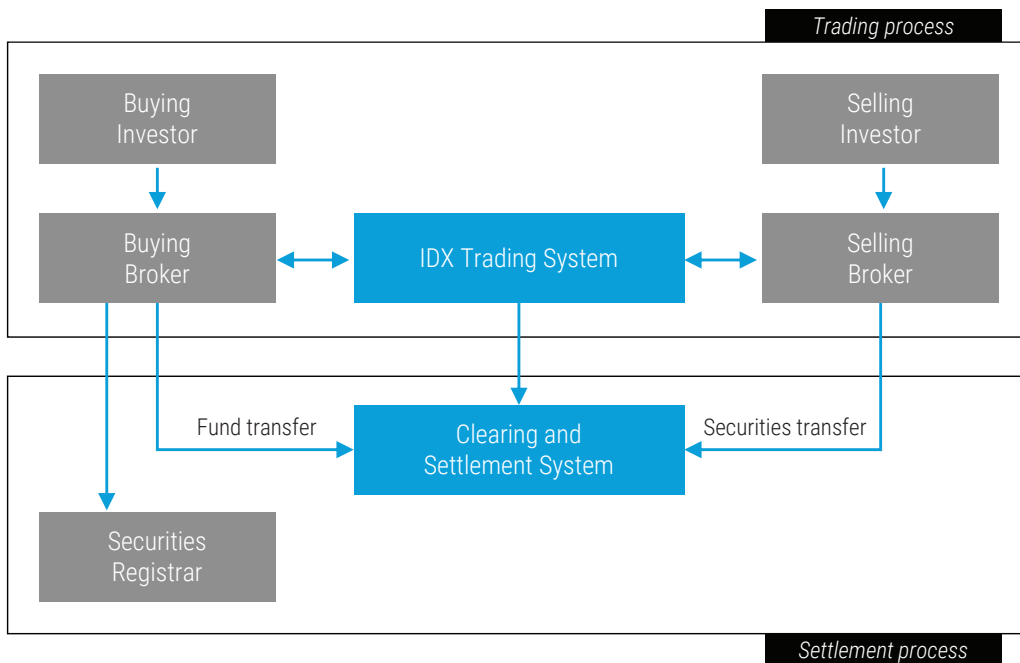
#### Stock, Warrant and ETF

Market	Scriptless	Settlement Mechanism
Regular Market	•	T+3 Netting + offsetting
Cash Market	•	T+0 Netting + offsetting
Negotiation Market*	•	Negotiation Trade for trade

JATS Remote Trading process



Stock trading and settlement process



**Rights**

Market	Scriptless	Settlement Mechanism
Regular Market	•	T+3 Netting + offsetting
Negotiation Market*	•	Negotiation Trade for trade

\*) The Exchange Transaction settlement at the Negotiation Market shall be conducted in accordance with the agreement between the seller and buyer.

**Trading Schedule**

Trading activities on IDX take place on days termed as Exchange Days as follows:

**Regular Market**

Day	Session	JATS Time
Monday - Thursday	Pre-opening session	08:45:00 - 08:55:00
	JATS transaction allocation	08:55:01 - 08:59:59
	Session I	09:00:00 - 12:00:00
	Session II	13:30:00 - 15:49:59
	Pre-closing session	15:50:00 - 16:00:00
	JATS transaction allocation	16:00:01 - 16:04:59
	Post-trading session	16:05:00 - 16:15:00
Friday	Pre-opening session	08:45:00 - 08:55:00
	JATS transaction allocation	08:55:01 - 08:59:59
	Session I	09:00:00 - 11:30:00
	Session II	14:00:00 - 15:49:59
	Pre-closing session	15:50:00 - 16:00:00
	JATS transaction allocation	16:00:01 - 16:04:59
	Post-trading session	16:05:00 - 16:15:00

**Negotiation Market**

Day	Session	JATS Time
Monday - Thursday	Session II	13:30:00 - 15:49:59
Friday	Session II	14:00:00 - 15:49:59

**Cash Market**

Day	Session	JATS Time
Monday - Thursday	Session I	09:00:00 - 12:00:00
Friday	Session I	09:00:00 - 11:30:00

JATS Time is using Western Indonesia Time standard (UTC +7)

**Pre-opening Session**

- The Pre-opening Session allows Exchange Members to make the sell and buy orders according to the provisions of the stock unit, step value and auto rejection limit.
- Stocks to be traded at the Pre-opening Session shall be stocks included in LQ45 Index and other stocks determined in accordance with Exchange Policy.
- The offer price is based on the Previous Price or Theoretical Price of stocks of Corporate Action Result.
- Order book shall not be seen.
- Exchange Members may change or cancel the sell and

buy orders during 08:45:00 - 08:55:00 JATS Time.

- Matching process uses the call auction mechanism.
- The Pre-opening price is formed from the accumulation of the total highest bids and asks matched by the JATS on particular price.
- All bids and asks that have not been matched (open order) during the Pre-opening session will be processed in the Session 1 automatically continued to trading session I by JATS, unless the price of the bids and asks exceeds auto rejection limit.

**Pre-closing Session**

- The Pre-closing Session allows Exchange Members to make the sell and buy orders according to the provisions of the stock unit, step value and Auto Rejection limit.
- New orders entered into IDX on the Pre-closing Session is not distributed to IDX Datafeed Subscribers.
- Order book seen is order book that came before the Pre-Closing Session (before 15:50 JATS Time).
- Stocks to be traded at the Pre-Closing Session shall be all stocks excluded Rights.
- The offer price is based on the Previous Price or Opening Price.
- Matching process uses the call auction mechanism.
- Exchange Members may change or cancel the sell and buy orders during 15:50:00 - 16:00:00 JATS Time.
- The Pre-closing price is formed from the accumulation of the total highest bids and asks matched by the JATS on particular price.
- If the price is not formed, the price is set based on the price of the last transaction occurred Exchange (Previous Price/Last Price) in the previous trading.
- All bids and asks that is "day order" and have not been matched (open order) during the Pre-closing Session will be processed in the Post-trading Session.

**Post-trading Session**

- Exchange members can only make the sell or buy orders at the Closing Price.
- Changes in the sell or buy price may only be made at the Closing Price.
- Stocks to be traded at the Post-trading Session shall be all stocks excluded Rights.

**Regular Market and Cash Market**

Stock trading at the Regular Market and Cash Market are based on a fixed lot and fixed time with continuous auction market mechanism. In the Regular and Cash Markets, trades are done in "round lots", which is the minimum units of trades that can be executed. Currently, 1 lot is equal to 100 shares.

Prices resulting from orders and the continuous auction market as described above form the basis of the regular market. The regular market is then used to calculate the indices. The prices formed in the regular market are also used as the quoted prices for IDX, which are distributed throughout the world.

**Terms and Conditions for Regular Market Transactions**

The amount of shares, warrants and rights in a standard lot is 100 shares/warrants/rights.

### Price Steps between Orders

Price	Step Value	Max. Step Price
< Rp200	Rp1	Rp10
Rp200 – < Rp500	Rp2	Rp20
Rp500 – < Rp2,000	Rp5	Rp50
Rp2,000 – < Rp5,000	Rp10	Rp100
≥ Rp5,000	Rp25	Rp250

### Auto Rejection

To limit the stock price movement, IDX implements Auto Rejection System which automatically reject stock orders if the price exceeds a certain level.

- Starting from 25 August 2015, Auto Rejection Percentage limit is based on following:

Previous Price	Regular		Corp. Action
	Increment	Decrement	
Rp50 – ≤ Rp200	35%	10%	35%
> Rp200 – ≤ Rp5,000	25%	10%	25%
> Rp5,000	20%	10%	20%

- If the Opening Price is formed, Auto Rejection for the Session I & II are based on the Opening Price.
- If the Opening Price is not formed, Auto Rejection for the Session I & II are based on the Previous Price.
- In Corporate Action condition, for three days after Regular Market cum, Auto Rejection refers to Previous Price of each market.
- All stock orders with price less than the minimum price limit of Rp50 will be rejected.
- For IPO shares, Auto Rejection Percentage limit is twice from normal percentage.
- Auto Rejection is not valid for warrant, rights, and ETFs.

### Negotiation Market

IDX facilitates stock trading based on the negotiation between buyer and seller. In the Negotiation Market, trades are conducted through individual bid-offer process (direct negotiation) between Exchange Members, Investors on one Exchange Member, Investor and Exchange Members. The results of the negotiation will be processed through the JATS. The rules for Negotiation market are as follows:

- Stocks traded are using per share unit.
- The price fraction is not applicable, but it is recommended to use the stock price at Regular Market as reference.
- The price is based on the agreement.
- Matched transactions do not influence the index calculation as they do in the Regular Market.
- Settlement date is based on the agreement between sellers and buyers. If there is no agreement then it follows the rule T+3.

### Margin Trading and Short Selling

IDX implemented regulation on Margin Trading since August 1997 under the Regulation No. II-9. The regulation was replaced on 30 January 2009 with Regulation No. III-I concerning Stock Exchange Membership for Margin and Short Selling, and Regulation No. II-H concerning Requirements On Securities Trading In Margin Transaction and Short Selling Transaction.

Below are some of the requirements for Exchange Members to conduct margin trading and short selling:

- Margin Transaction and or Short Selling Transaction shall be conducted pursuant to Regulation of Bapepam-LK (FSA) Number V.D.6. concerning Financing of Securities Transaction Settlement by Securities Company for Clients and Short Selling Transaction by Securities Company as well as the Exchange Rule in relation to Margin Transaction and Short Selling Transaction.
- The Exchange shall determine Securities that may be transacted and/or collateralized in Margin Transaction and/or Short Selling Transaction.
- To implement Margin Trading and Short Selling, the Exchange Members should fulfil the requirements as stated on the Regulation No. III-I concerning Stock Exchange Membership for Margin and Short Selling.
- The Margin Trading can be implemented by the Exchange Member only after its customer opens a Margin Securities Account based on the margin contract between the customer and the related Exchange Member.
- Any Exchange Member that places selling offers to JATS for Short Selling transaction is obliged to give Short sign and the selling offers must be higher than the last done price.

At the beginning of every month, IDX issues a list of stocks those are eligible for margin and short sell transaction under the criteria that consider its liquidity and company's financial performance. The criteria is using 6 months period. The criteria are as follows:

- If the stock has been listed in the Exchange for at least 6 months, it must have a minimum average daily transaction value and daily transaction value in the regular market of Rp10 billion and Rp1 billion respectively.
- If the stock has been listed in the Exchange for less than 6 months, it must have a minimum average daily transaction value and daily transaction value in the regular market Rp50 billion and Rp5 billion respectively.
- The stock should be traded every day, except when suspensions occur for a maximum of 10 days.
- The stock's Price Earnings Ratio (PER) is not three times greater than the market's PER.
- The stock's free float market capitalization is more than Rp1 trillion based on the last data of every month during the data review period.
- The stock is owned by at least 600 shareholders based on the last data of every month during the data review period.
- To short sale, the stock's free float should be 20%, which is calculated during the review period.

IDX also determines a number of securities that can be guaranteed with the following criteria:

- Stocks that are included in the margin and short sell stocks list.
- Stocks that are included in the LQ45 Index.
- Government Securities and Corporate Bonds that are issued in Indonesia and listed in the Exchange with an A+ rating or equal to that.
- The guaranteed securities above are calculated based on the fair market value.

While the requirements of customers who is eligible to conduct margin trading and short selling and margin trading



are that if the customer meets all the following criteria:

- Has regular securities account, to know the history of customer transactions.
- Has opened Margin Securities Financing Transactions or Securities Financing Transactions on Short Selling of Securities Companies.
- Has regular securities account to hold securities transactions that are not financed by the Company's Securities.
- Initial Security has been deposited with the least value of Rp200,000,000 for each Securities Account Transaction Margin Financing and Securities Financing Transactions Short Selling.

### Transaction Fees for Equity Trading

Brokerage companies are obliged to pay the following fees to IDX:

- The Exchange Member must pay transaction fees to the Exchange, KPEI and KSEI which are calculated based on value per transaction of each Exchange Member with the following percentage:

Market	Fee	Fee Details
Regular	0.03%	0.018% for transaction fee,
Cash		0.009% for clearing fee, 0.003% for settlement fee
Negotiation	Negotiable	-

- Minimum transaction fee is Rp20,000,000 per month as a contribution to the Exchange facility provision. This term is still applied for the suspended Exchange Member.
- Exchange Members must deposit guarantee fund of 0.01% per the value of every guaranteed transaction by KPEI. The Guarantee Fund is managed by KPEI.
- The payment above is subjected to Value Added Tax and other tax obligation through the Exchange.

## BOND TRADING FACILITIES

### Centralized Trading Platform (CTP)

Centralized Trading Platform (CTP) is a trading, reporting, and information system for bonds market. The system was launched on September 1, 2006.

The system compile trading report from the Fixed Income Trading System (FITS), Ministry of Finance Dealing System (MoFIDS) and CTP Penerima Laporan Transaksi Efek (PLTE). As a consolidation, the system also connected to KSEI and Bank Indonesia (BI). CTP is owned by the Financial Service Authority (FSA)

### Fixed Income Trading System (FITS)

Fixed Income Trading System (FITS) is a trading system for bonds listed in IDX that allows the bonds to be traded in retail basis (retail bond). Retail bonds are traded in relatively small nominal value, starting with Rp5 millions and its denominator.

Terms and conditions for bonds trading in FITS are as follows:

	Regular	Negotiation
Mechanism	Continuous Auction	Put Through
Order Type	Firmed Quotation	Advertising
Price	Trade by Clean Price (%) Settlement by Process (CP+AI)	
Daily Fluctuation	Daily Price Limit 250 bps	
Trade Unit/Lot	1 lot size = Rp5 million	1 unit size = Rp1 million
Settlement	T+2	T+1 to T+7

### Transaction Fees for FITS Bond Trading

Transaction Value	Regular	Negotiation
< Rp500 Million	Rp20,000/trade	Rp35,000/trade
Rp500 M - Rp10 B	0.00500%	0.00750%
> Rp 10 Billion	0.00375%	0.00500%

### Centralized Trading Platform - Penerima Laporan Transaksi Efek (CTP - PLTE)

CTP PLTE is a reporting system for bonds and sukuku traded in the secondary market (Over the counter market).

## DERIVATIVE TRADING FACILITIES

### Jakarta Options Trading System (JOTS) & JATS (Jakarta Automated Trading System)

Stock Options traded in JOTS (Jakarta Options Trading System). Index Futures traded in JATS (Jakarta Automated Trading System).

Starting from 1 February 2016, IDX reactivates the LQ45 Index Futures Contract Trading with the following rules:

	Stock Options	LQ45 Index Futures
Mechanism	Continuous Auction	
Underlying	4 stocks	LQ45 Index
Multiplier	10,000 shares	Rp500,000/index pts.
Initial Margin	10% x Strike Price x Volume x Multiplier	Rp3,000,000 per open contract
Contract Period	Spot month, second month, third month	Spot month, second month
Settlement Method	Cash Settlement	
Settlement Period	T + 1	

Terms and conditions for trading options and futures are as follows:

Paid by EM	Stock Options	LQ45 Index Futures
Trading Action (per contract)	All-in fee: Rp2,000	Transaction: Rp8,000 Clearing: Rp7,000
Exercise	Rp2,000 per contract	not available
Minimum Fee	Rp2 million / month	not available

## EXCHANGE TRADED FUND (ETF)

ETF can simply be defined as mutual funds traded in the Exchange. Just like mutual funds, ETF is a Collective Investment Contract, but similar to shares, its investment unit is listed and traded in the Exchange. Like conventional mutual funds, ETF also uses an Investment Manager and Custodian Bank.

ETF trading mechanism is similar to stock trading mechanism, except that its price step is Rp1 (one Rupiah) and its maximum price step is Rp10 (ten Rupiah).

### SETTLEMENT

When a transaction occurs on the Exchange, delivery and payment must be settled through The Indonesian Clearing and Guarantee Corporation (PT Kliring dan Penjaminan Efek Indonesia - KPEI) and The Indonesian Central Securities Depository (PT Kustodian Sentral Efek Indonesia - KSEI).

Settlement requirement and guarantee between types of market were differentiate based on the following:

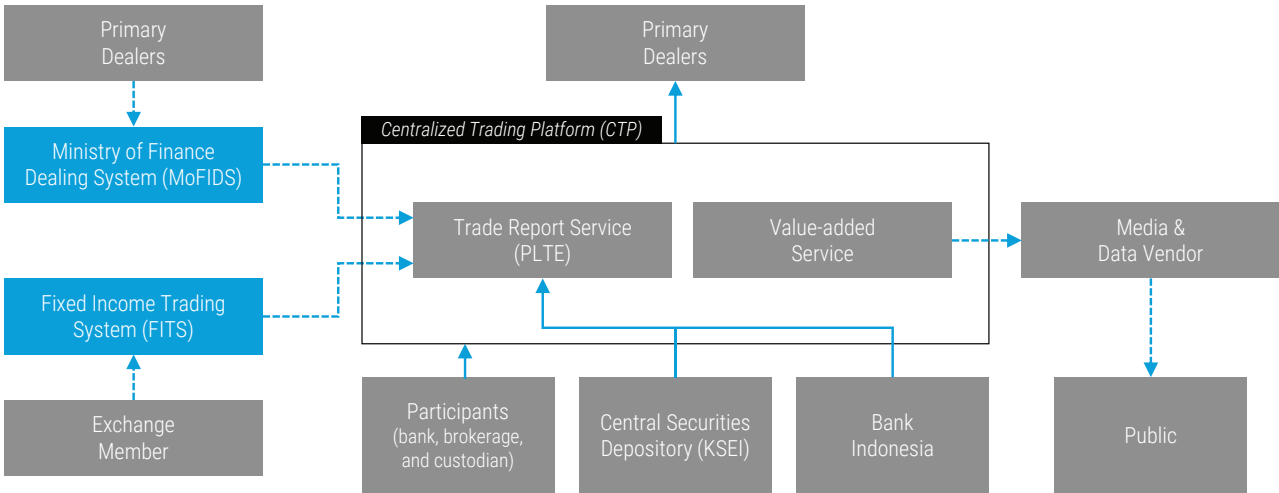
Market	Settlement	KPEI Guarantee
Regular	T+3	•
Cash	T+0	•
Negotiation	On agreement	-

### FOREIGN INVESTOR INVOLVEMENT

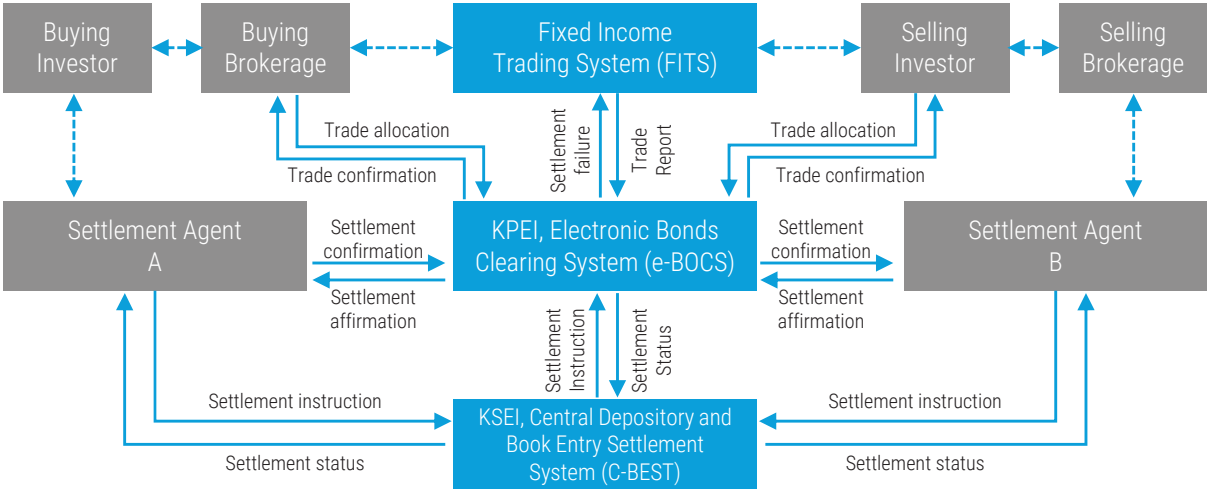
In May 1999, the Indonesian government released Regulation No. 29/1999 concerning Buying of the Shares of Commercial Banks. It regulates the portion of ownership of foreign investors, as follows:

- Until August 1997, foreign investors might own a maximum of 49% of total listed shares. Later, in order to anticipate the market, on 11 September 1997, the Minister of Finance of the Republic of Indonesia published the Decision Letter No. 467/KMK.010/1997 and the BAPEPAM's letter No.: S-2138/PM/1997 stating that there is no more buying limitation on the listed stocks in the Exchange for foreign investors, except for the banks' stocks that allow the maximum of 49% of the paid-in-capital.
- In May 1999, the Indonesian government released Regulation No. 29/1999 on the Buying of the Shares of Commercial Banks. It regulates the portion of ownership of foreign investors as follows:
- The ownership of shares of banks by foreign investors and/or foreign institutions through direct placement or through IDX is allowed for a maximum of 99% of the total shares.
- The purchase of shares by foreign investors or foreign institutions through IDX can reach up to 100% of the total shares listed on IDX.
- Banks can list their shares on IDX to a maximum of 99% of the total shares.
- At least 1% of the banks' shares, which are not listed on IDX, must still be owned by an Indonesian citizen or by an Indonesian company.

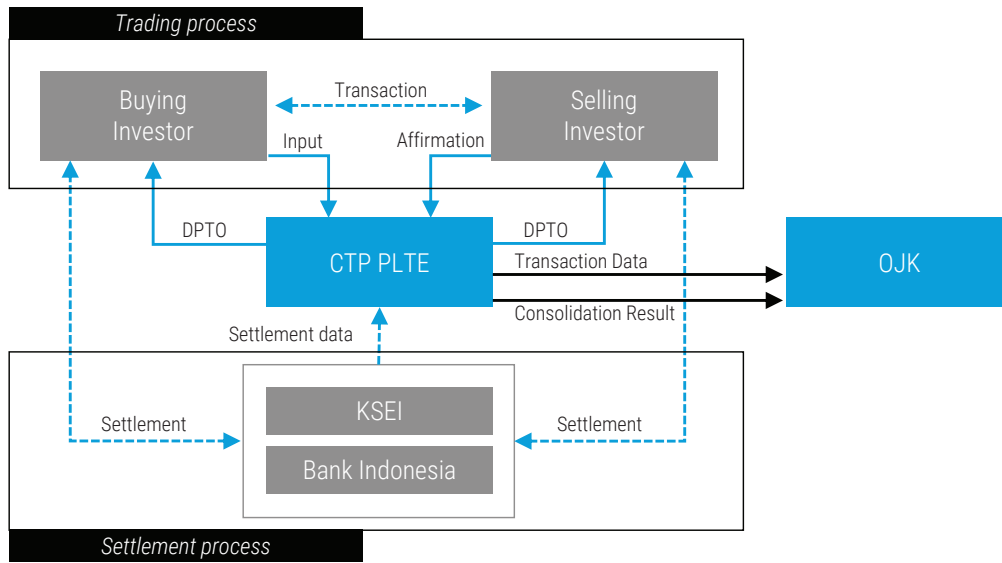
Centralized Trading Platform (CTP)



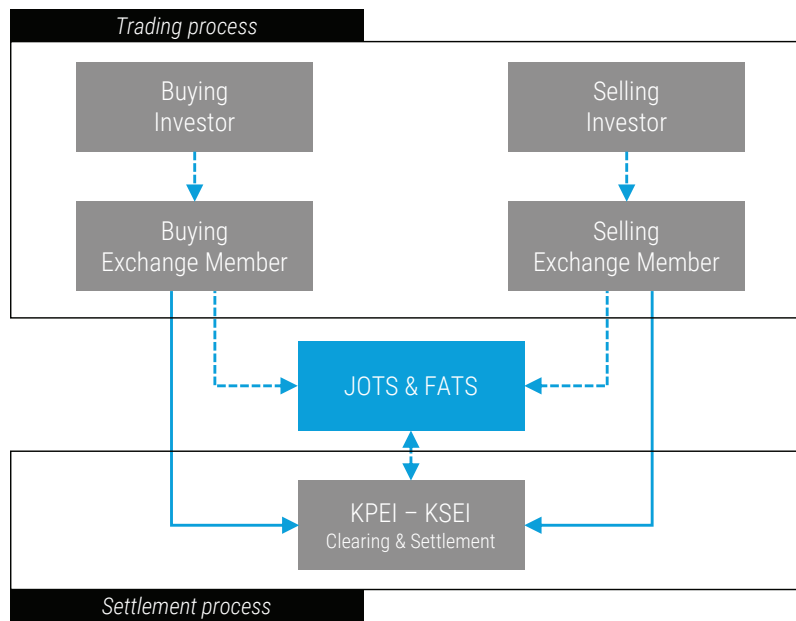
Fixed Income Trading System (FITS)



Centralized Trading Platform - Penerima Laporan Transaksi Efek (CTP-PLTE)



Jakarta Options Trading System (JOTS) & Futures Automated Trading System (FATS)



## Number of Listed Shares, Market Capitalization, and Trading

Industry Classification/ Stock Name	as of December 2015			Total Trading 2015						
	Closing Price	Listed Shares, mn share	Market Cap., bn IDR	Volume, mn share	Rank	Value, bn IDR	Rank	Freq., '000 x	Rank	Trade Days
<b>1. AGRICULTURE</b>		<b>182,373</b>	<b>118,308</b>	<b>102,172</b>		<b>75,825</b>		<b>3,788</b>		
11 CROPS		3,000	4,050	952		1,182		145		
1. Bisi International Tbk. [S]	1,350	3,000	4,050	952	163	1,182	129	145	95	244
12 PLANTATION		132,582	97,705	49,474		58,628		3,048		
1. Astra Agro Lestari Tbk. [S]	15,850	1,575	24,960	355	224	7,681	49	391	49	244
2. Austindo Nusantara Jaya Tbk. [S]	1,610	3,336	5,370	228	250	270	209	1	363	94
3. Bakrie Sumatera Plantations Tbk.	50	13,720	686	2,317	107	98	259	9	250	236
4. Dharma Satya Nusantara Tbk.	600	10,599	6,359	753	178	2,397	95	57	160	244
5. Eagle High Plantation Tbk.	138	31,525	4,350	19,447	21	6,578	56	631	23	244
6. Golden Plantation Tbk.	74	3,665	271	296	238	56	292	18	218	243
7. Gozco Plantations Tbk. [S]	95	6,000	570	1,179	145	238	215	27	198	244
8. Jaya Agra Wattie Tbk.	220	3,775	830	126	298	42	308	6	279	237
9. Multi Agro Gemilang Plantation Tbk. [S]	50	9,000	450	319	233	14	369	10	245	155
10. PP London Sumatra Indonesia Tbk. [S]	1,320	6,823	9,006	5,701	56	8,970	45	529	37	244
11. Provident Agro Tbk.	425	7,120	3,026	67	330	35	316	1	377	130
12. Salim Ivomas Pratama Tbk. [S]	332	15,816	5,251	1,326	132	818	149	137	97	244
13. Sampoerna Agro Tbk. [S]	1,700	1,890	3,213	326	229	475	178	79	140	244
14. Sawit Sumbermas Sarana Tbk. [S]	1,950	9,525	18,574	16,663	25	30,732	9	1,137	5	244
15. SMART Tbk. [S]	4,200	2,872	12,063	1	468	3	427	1	392	155
16. Tunas Baru Lampung Tbk.	510	5,342	2,724	370	221	221	220	14	234	242
13 ANIMAL HUSBANDRY										
14 FISHERY		45,688	14,568	45,848		8,121		569		
1. Central Proteina Prima Tbk.	50	40,471	2,024	39,570	5	3,663	77	300	58	242
2. Dharma Samudera Fishing Industries Tbk. [S]	106	1,857	197	4,736	66	736	157	261	65	244
3. Inti Agri Resources Tbk. [S]	3,675	3,360	12,348	1,542	125	3,721	76	6.99	272	226
15 FORESTRY		1,103	1,985	5,899		7,894		26		
1. Bumi Teknokultura Unggul Tbk.	1,800	1,103	1,985	5,899	54	7,894	48	26	200	243
19 OTHERS										
<b>2. MINING</b>		<b>380,804</b>	<b>161,419</b>	<b>164,698</b>		<b>71,250</b>		<b>4,586</b>		
21 COAL MINING		192,183	89,625	58,574		41,389		2,227		
1. Adaro Energy Tbk. [S]	515	31,986	16,473	11,977	33	9,198	44	647	21	244
2. Atlas Resources Tbk [S]	400	3,000	1,200	32	369	14	370	1	385	127
3. Bara Jaya Internasional Tbk. [S]	194	5,760	1,117	29	374	6	403	2	357	151
4. Baramulti Suksesarana Tbk. [S]	1,110	2,617	2,904	265	242	396	187	0.06	483	34
5. Bayan Resources Tbk.	7,875	3,333	26,250	2	451	18	356	1	403	232
6. Berau Coal Energy Tbk.	82	34,900	2,862	3,666	80	318	200	64	153	84
7. Borneo Lumbung Energi & Metal Tbk.	50	17,693	885	1,442	126	95	261	14	232	147
8. Bumi Resources Tbk.	50	36,627	1,831	30,491	8	2,550	89	307	57	244
9. Darma Henwa Tbk. [S]	50	21,854	1,093	1,130	148	34	317	2	341	194
10. Delta Dunia Makmur Tbk.	54	8,277	447	3,462	87	401	185	99	118	244
11. Garda Tujuh Buana Tbk. [S]	260	2,500	650	41	353	14	373	12	236	29
12. Golden Eagle Energy Tbk. [S]	171	3,150	539	70	327	129	249	14	231	222
13. Golden Energy Mines Tbk. [S]	1,400	5,882	8,235	3,983	76	14,785	25	0.20	454	52
14. Harum Energy Tbk. [S]	675	2,704	1,825	287	240	377	190	67	151	244
15. Indo Tambangraya Megah Tbk. [S]	5,725	1,130	6,469	446	209	5,744	58	443	44	244
16. Mitrabara Adiperdana Tbk. [S]	1,115	1,227	1,368	41	355	52	298	8	261	126
17. Permata Prima Sakti Tbk.	1,800	1,012	1,822	0.0001	516	0.0002	515	0.003	512	3
18. Petrosea Tbk. [S]	290	1,009	292	119	300	66	281	33	184	244
19. Resource Alam Indonesia Tbk. [S]	420	1,000	420	23	386	20	347	4	309	241
20. Samindo Resources Tbk. [S]	525	2,206	1,158	111	303	55	294	9	253	244
21. Tambang Batubara Bukit Asam (Persero) Tbk. [S]	4,525	2,304	10,426	946	164	7,109	51	495	41	244
22. Toba Bara Sejahtera Tbk. [S]	675	2,012	1,358	11	413	9	392	3	336	190
22 CRUDE PETROLEUM & NATURAL GAS PROD.		109,216	20,933	71,906		10,363		934		
1. Apexindo Pratama Duta Tbk.	3,330	2,660	8,857	13	408	34	319	1	409	159
2. Benakat Integra Tbk.	50	36,508	1,825	21,522	19	1,919	102	91	124	244
3. Elnusa Tbk. [S]	247	7,299	1,803	8,569	38	3,979	72	405	47	244
4. Energi Mega Persada Tbk. [S]	50	49,107	2,455	32,889	7	2,190	97	247	69	244
5. Medco Energi Internasional Tbk.	795	3,332	2,649	383	215	745	155	115	111	244
6. Perdana Karya Perkasa Tbk. [S]	50	600	30	40	356	3	429	3	321	215

Industry Classification/ Stock Name	as of December 2015			Total Trading 2015						
	Closing Price	Listed Shares, mn share	Market Cap., bn IDR	Volume, mn share	Rank	Value, bn IDR	Rank	Freq., '000 x	Rank	Trade Days
7. Radiant Utama Interinsco Tbk.	215	770	166	286	241	65	282	4	303	226
8. Ratu Prabu Energi Tbk. [S]	170	7,840	1,333	8,146	41	1,313	120	67	152	232
9. Surya Esa Perkasa Tbk. [S]	1,650	1,100	1,815	58	342	115	253	1	375	144
<b>23 METAL AND MINERAL MINING</b>		<b>76,891</b>	<b>50,632</b>	<b>33,992</b>		<b>19,473</b>		<b>1,421</b>		
1. Aneka Tambang (Persero) Tbk. [S]	314	24,031	7,546	12,009	32	5,387	62	515	40	244
2. Cakra Mineral Tbk. [S]	50	5,106	255	315	234	45	304	20	215	230
3. Central Omega Resources Tbk.	397	5,638	2,238	-	517	-	517	-	517	-
4. Cita Mineral Investindo Tbk. [S]	940	3,371	3,168	0.44	473	0.42	475	0.30	435	1
5. J Resources Asia Pasifik Tbk.	1,370	5,292	7,250	773	176	730	159	83	133	243
6. Merdeka Copper Gold Tbk.	2,015	3,570	7,193	59	341	122	251	3	328	76
7. SMR Utama Tbk. [S]	238	12,499	2,975	15,875	26	4,584	69	60	158	244
8. Timah (Persero) Tbk. [S]	505	7,448	3,761	2,139	112	1,746	107	178	83	244
9. Vale Indonesia Tbk. [S]	1,635	9,936	16,246	2,823	100	6,858	52	562	31	244
<b>24 LAND / STONE QUARRYING</b>		<b>2,514</b>	<b>228</b>	<b>225</b>		<b>24</b>		<b>4</b>		
1. Citatah Tbk. [S]	56	1,231	69	76	323	5	415	3	331	202
2. Mitra Investindo Tbk. [S]	124	1,283	159	149	280	19	349	1	386	86
<b>29 OTHERS</b>		<b>253</b>	<b>76</b>	<b>0.0002</b>		<b>0.0001</b>		<b>0.002</b>		
1. Alam Karya Unggul Tbk.	300	253	76	0.0002	515	0.0001	516	0.002	515	1
<b>3. BASIC INDUSTRY AND CHEMICALS</b>		<b>231,235</b>	<b>286,951</b>	<b>190,522</b>		<b>101,707</b>		<b>4,366</b>		
<b>31 CEMENT</b>		<b>35,829</b>	<b>167,480</b>	<b>10,551</b>		<b>51,378</b>		<b>1,877</b>		
1. Holcim Indonesia Tbk. [S]	995	7,663	7,625	642	194	990	137	97	120	244
2. Indocement Tunggul Prakarsa Tbk. [S]	22,325	3,681	82,183	991	158	21,198	15	559	33	244
3. Semen Baturaja (Persero) Tbk. [S]	291	9,838	2,863	2,100	113	688	163	136	99	244
4. Semen Indonesia (Persero) Tbk. [S]	11,400	5,932	67,619	1,883	116	23,068	12	747	16	244
5. Wijaya Karya Beton Tbk. [S]	825	8,715	7,190	4,935	63	5,436	60	337	54	244
<b>32 CERAMICS, GLASS, PORCELAIN</b>		<b>25,851</b>	<b>15,801</b>	<b>2,391</b>		<b>2,307</b>		<b>176</b>		
1. Arwana Citramulia Tbk. [S]	500	7,341	3,671	2,071	115	1,190	128	129	100	244
2. Asahimas Flat Glass Tbk. [S]	6,550	434	2,843	23	384	166	237	9	255	225
3. Intikeramik Alamasri Industri Tbk. [S]	114	791	90	8	423	1	459	1	390	130
4. Keramika Indonesia Asosiasi Tbk. [S]	90	14,929	1,344	16	402	2	443	2	344	206
5. Mulia Industrindo Tbk.	515	1,323	681	134	293	78	271	4	304	204
6. Surya Toto Indonesia Tbk. [S]	6,950	1,032	7,172	139.3	290	869	146	31.1	187	225
<b>33 METAL AND ALLIED PRODUCTS</b>		<b>39,602</b>	<b>12,204</b>	<b>6,246</b>		<b>1,581</b>		<b>522</b>		
1. Alakasa Industrindo Tbk. [S]	735	102	75	0.02	507	0.01	508	0.08	477	31
2. Alumindo Light Metal Industry Tbk.	198	616	122	15	404	3	426	3	334	179
3. Betonjaya Manunggal Tbk. [S]	435	180	78	1	458	1	468	1	393	156
4. Citra Tubindo Tbk. [S]	5,225	800	4,182	28	376	146	242	0.05	487	28
5. Gunawan Dianjaya Steel Tbk. [S]	59	8,200	484	333	227	24	338	94	122	244
6. Indal Aluminium Industry Tbk.	405	317	128	2	452	1	458	1	379	154
7. Jakarta Kyoei Steel Works Tbk. [S]	68	150	10	54.66	343	5.09	410	8.13	269	202
8. Jaya Pari Steel Tbk. [S]	120	750	90	149	279	26	335	42	175	220
9. Krakatau Steel (Persero) Tbk.	293	15,775	4,622	1,294	136	524	171	125	103	244
10. Lion Metal Works Tbk. [S]	1,050	520	546	1	464	3	436	0.23	446	77
11. Lionmesh Prima Tbk. [S]	575	96	55	0.16	489	0.25	481	0.27	440	64
12. Pelangi Indah Canindo Tbk. [S]	128	568	73	1	460	0.14	489	0.42	423	108
13. Pelat Timah Nusantara Tbk. [S]	50	2,523	126	149	281	23	341	29	190	238
14. Saranacentral Bajatama Tbk.	84	1,800	151	163	276	34	318	32	186	244
15. Steel Pipe Industry of Indonesia Tbk. [S]	188	7,186	1,351	4,055	74	790	151	186	81	244
16. Tembaga Mulia Semanan Tbk.	6,000	18	110	0.02	505	0.16	488	0.02	502	14
<b>34 CHEMICALS</b>		<b>24,274</b>	<b>15,679</b>	<b>522</b>		<b>88</b>		<b>27</b>		
1. Barito Pacific Tbk. [S]	130	6,980	907	237	247	38	313	9	260	241
2. Budi Starch & Sweetener Tbk.	63	4,499	283	178	270	12	376	3	322	236
3. Chandra Asri Petrochemical Tbk. [S]	3,445	3,287	11,324	3	442	11	383	0.44	421	111
4. Duta Pertiwi Nusantara Tbk. [S]	387	331	128	2	453	1	460	1	410	101
5. Ekadharna International Tbk. [S]	400	699	280	36	364	17	363	6	280	228
6. Eterindo Wahanatama Tbk.	78	968	76	19	391	2	438	4	306	164
7. Indo Acidatama Tbk. [S]	50	6,020	301	29	373	1	445	1	388	121
8. Intanwijaya Internasional Tbk. [S]	305	181	55	16	400	5	409	3	335	190
9. Sorini Agro Asia Corporindo Tbk. [S]	1,900	925	1,758	0.20	486	0.43	473	0.13	467	53
10. Unggul Indah Cahaya Tbk. [S]	1,480	383	567	0.06	496	0.10	492	0.18	461	66

Industry Classification/ Stock Name	as of December 2015			Total Trading 2015						
	Closing Price	Listed Shares, mn share	Market Cap., bn IDR	Volume, mn share	Rank	Value, bn IDR	Rank	Freq., '000 x	Rank	Trade Days
35 PLASTICS & PACKAGING		45,676	10,922	157,203		35,872		638		
2. Argha Karya Prima Industry Tbk. [S]	875	680	595	0.13	490	0.08	494	0.11	470	43
3. Asiaplast Industries Tbk. [S]	65	1,500	98	132	294	11	384	3	317	180
4. Berlina Tbk.	730	759	554	110	304	71	277	4	315	228
5. Champion Pacific Indonesia Tbk. [S]	224	972	218	22	389	6	401	6	284	234
6. Impack Pratama Industri Tbk. [S]	9,250	483	4,471	50	349	414	183	21	213	244
7. Indopoly Swakarsa Industry Tbk. [S]	72	6,443	464	596	197	65	283	30	188	243
8. Lotte Chemical Titan Tbk. [S]	92	5,566	512	3	447	0.23	482	0.42	423	98
9. Sekawan Intipratama Tbk. [S]	83	24,000	1,992	151,143	1	34,487	8	568	30	213
10. Siwani Makmur Tbk. [S]	164	443	73	4,911	64	732	158	5	299	156
11. Trias Sentosa Tbk. [S]	310	2,808	870	101	309	32	325	2	349	178
12. Tunas Alfin Tbk.	400	1,353	541	136	292	54	295	0.11	469	38
13. Yanaprima Hastapersada Tbk. [S]	800	668	534	0.03	502	0.02	503	0.04	490	14
36 ANIMAL FEED		30,236	53,617	4,980		7,705		854		
1. Charoen Pokphand Indonesia Tbk. [S]	2,600	16,398	42,635	1,862	117	5,483	59	570	29	244
2. JAPFA Comfeed Indonesia Tbk.	635	10,661	6,769	1,405	128	916	142	170	90	244
3. Malindo Feedmill Tbk.	1,525	2,239	3,414	381	216	616	167	87	130	240
4. Sierad Produce Tbk. [S]	850	939	798	1,333	131	690	162	28	195	239
37 WOOD INDUSTRIES		4,123	209	599		33		23		
1. SLJ Global Tbk.	51	3,111	159	565	201	31	329	18	223	233
2. Tirta Mahakam Resources Tbk. [S]	50	1,012	51	35	367	2	437	5	291	239
38 PULP & PAPER		25,644	11,038	8,029		2,743		249		
1. Alkindo Naratama Tbk [S]	735	550	404	62	337	45	305	10	249	244
2. Dwi Aneka Jaya Kemasindo Tbk. [S]	160	2,500	400	4,723	67	1,990	100	64	154	243
3. Fajar Surya Wisesa Tbk. [S]	1,040	2,478	2,577	123	299	177	231	9	259	234
4. Indah Kiat Pulp & Paper Tbk.	955	5,471	5,225	322	230	304	203	61	157	244
5. Kedawung Setia Industrial Tbk. [S]	191	405	77	8	421	3	430	2	343	161
6. Kertas Basuki Rachmat Indonesia Tbk.	50	8,688	434	2,612	105	145	245	46	174	179
7. Pabrik Kertas Tjiwi Kimia Tbk.	495	2,671	1,322	63	335	43	307	29	193	244
8. Suparma Tbk.	103	1,492	154	66	331	10	388	29	192	220
9. Toba Pulp Lestari Tbk. [S]	320	1,389	444	49	350	27	334	0.15	463	28
39 OTHERS										
<b>4. MISCELLANEOUS INDUSTRY</b>		<b>131,251</b>	<b>303,425</b>	<b>75,013</b>		<b>93,413</b>		<b>3,554</b>		
41 MACHINERY AND HEAVY EQUIPMENT		971	2,127	643		999		107		
1. Ateliers Mecaniques D'Indonesie Tbk.	132	1,080	143	106	305	14	367	3	316	13
2. Grand Kartech Tbk.	2,190	971	2,127	643	193	999	136	107	116	244
42 AUTOMOTIVE AND COMPONENTS		68,245	276,163	14,258		74,072		1,598		
1. Astra International Tbk. [S]	6,000	40,484	242,901	10,141	34	69,907	3	1,011	8	244
2. Astra Otoparts Tbk. [S]	1,600	4,820	7,712	195	266	448	180	19	217	244
3. Gajah Tunggal Tbk. [S]	530	3,485	1,847	1,112	149	1,171	130	154	91	244
4. Garuda Metalindo Tbk. [S]	1,195	2,344	2,801	1,232.13	140	1,225	126	276.8	62	117
5. Goodyear Indonesia Tbk. [S]	2,725	410	1,117	1.30	457	5	411	0.3	437	100
6. Indo Kordsa Tbk. [S]	4,680	450	2,106	0.06	495	0.33	479	0.1	468	58
7. Indomobil Sukses Internasional Tbk.	2,365	2,765	6,540	26	378	92	263	4	301	199
8. Indospring Tbk. [S]	350	656	230	100	310	61	287	17	224	243
9. Multi Prima Sejahtera Tbk. [S]	5,375	21	114	1	471	3	424	1	402	109
10. Multistrada Arah Sarana Tbk. [S]	351	9,183	3,223	183	269	56	293	3	319	208
11. Nipress Tbk. [S]	425	1,487	632	1,071	152	584	168	28	194	241
12. Prima Alloy Steel Universal Tbk. [S]	125	701	88	93	311	19	351	57	159	212
13. Selamat Sempurna Tbk. [S]	4,760	1,440	6,853	104	306	498	175	26	201	243
43 TEXTILE, GARMENT		52,257	21,071	59,880		18,271		1,835		
1. Apac Citra Centertex Tbk.	51	1,467	75	62	336	21	346	1	401	106
2. Argo Pantess Tbk.	900	336	302	1	467	1	469	0	503	9
3. Asia Pacific Fibers Tbk.	54	2,496	135	1,028	155	80	268	77	141	244
4. Century Textile Industry (PS) Tbk.	14,550	4	51	0.004	510	0.07	495	0.04	495	31
5. Century Textile Industry (Seri B) Tbk.	5,000	7	33	-	517	-	517	-	517	-
6. Eratex Djaja Tbk.	900	161	145	35	365	32	326	0.83	394	127
7. Ever Shine Textile Industry Tbk.	180	2,015	363	0.003	512	0.001	513	0.02	499	15
8. Indo-Rama Synthetics Tbk. [S]	760	654	497	3	440	3	428	5	295	129
9. Nusantara Inti Corpora Tbk.	260	75	20	17	399	5	412	0.28	439	84

Industry Classification/ Stock Name	as of December 2015			Total Trading 2015							
	Closing Price	Listed Shares, mn share	Market Cap., bn IDR	Volume, mn share	Rank	Value, bn IDR	Rank	Freq., '000 x	Rank	Trade Days	
10. Pan Brothers Tbk. [S]	560	6,478	3,628	5,481	60	2,801	83	236	72	244	
11. Pania Indo Resources Tbk.	885	3,601	3,187	200	264	132	248	2	355	70	
12. Polychem Indonesia Tbk. [S]	89	3,889	346	616	196	69	279	108	114	244	
13. Ricky Putra Globalindo Tbk. [S]	159	642	102	6	431	1	455	1	368	193	
14. Sri Rejeki Isman Tbk.	389	18,593	7,233	47,178	4	14,532	27	1,303	2	244	
15. Star Petrochem Tbk. [S]	50	4,800	240	4,019	75	226	218	23	209	228	
16. Sunson Textile Manufacturer Tbk. [S]	52	1,171	61	197	265	19	352	62	155	234	
17. Tifico Fiber Indonesia Tbk. [S]	900	4,823	4,341	0.28	479	0.16	487	0.04	496	21	
18. Trisula International Tbk. [S]	300	1,045	314	1,036	154	348.15	195	17.04	226	244	
19. Unitex Tbk. [S] *	3,700	-	-	1	471	3	429	0.001	517	1	
44 FOOTWEAR		1,386	1,200	4.96		5		1			
1. Primarindo Asia Infrastructure Tbk.	350	86	30	0.02	506	0.01	509	0.01	505	10	
2. Sepatu Bata Tbk. [S]	900	1,300	1,170	5	433	5	405	1	396	124	
45 CABLE		6,621	2,727	219		66		11			
1. Jembo Cable Company Tbk.	1,350	151	204	0.07	493	0.12	490	0.14	466	27	
2. Kabelindo Murni Tbk. [S]	132	1,120	148	59	340	9	391	1	380	152	
3. KMI Wire and Cable Tbk. [S]	119	4,007	477	142	286	16	365	9	254	242	
4. Sumi Indo Kabel Tbk. [S]	1,040	306	318	0.40	475	0.42	474	0.09	476	59	
5. Supreme Cable Manufacturing & Commerce Tbk. [S]	3,725	206	766	11	411	35	315	1	411	131	
6. Voksel Electric Tbk. [S]	980	831	814	6	428	5	406	1	417	120	
46 ELECTRONICS		1,771	136	8		1		1			
1. Sat Nusapersada Tbk. [S]	77	1,771	136	8	424	1	464	1	364	168	
49 OTHERS											
<b>5. CONSUMER GOODS INDUSTRY</b>		<b>143,297</b>	<b>1,129,447</b>	<b>25,614</b>		<b>119,950</b>		<b>4,429</b>			
51 FOOD AND BEVERAGES		36,741	200,800	6,573		32,653		1,352			
1. Davomas Abadi Tbk. *	50	-	-	225	254	0.23	483	0.10	471	12	
2. Delta Djakarta Tbk.	5,200	801	4,163	1	456	73	275	1	358	111	
3. Indofood CBP Sukses Makmur Tbk. [S]	13,475	5,831	78,572	734.75	180	9,796	42	389	50	244	
4. Indofood Sukses Makmur Tbk. [S]	5,175	8,780	45,439	2,765	101	18,114	19	630	24	244	
5. Mayora Indah Tbk. [S]	30,500	894	27,278	40	357	1,027	135	15	229	239	
6. Multi Bintang Indonesia Tbk.	8,200	2,107	17,277	25	381	211	225	12	237	244	
7. Nippon Indosari Corpindo Tbk. [S]	1,265	5,062	6,403	1,072	151	1,288	122	111	112	244	
8. Prasadha Aneka Niaga Tbk. [S]	122	1,440	176	0.46	472	0.05	497	0.23	445	53	
9. Sekar Bumi Tbk. [S]	945	937	885	1	461	1	457	0.06	484	39	
10. Sekar Laut Tbk. [S]	370	691	256	0.00	511	0.00	511	0.02	499	10	
11. Siantar Top Tbk. [S]	3,015	1,310	3,950	0.36	478	1.07	451	0.21	451	66	
12. Tiga Pilar Sejahtera Food Tbk. [S]	1,210	3,219	3,895	1,016	157	1,859	106	177	84	244	
13. Tri Banyan Tirta Tbk.	325	2,187	711	670	188	207	227	11	242	232	
14. Ultrajaya Milk Industry & Trading Co. Tbk. [S]	3,945	2,888	11,395	19	392	75	274	3	325	213	
15. Wilmar Cahaya Indonesia Tbk. [S]	675	595	402	2	454	2	440	2	352	179	
52 TOBACCO MANUFACTURERS		15,917	547,776	901		44,624		676			
1. Bentoel Internasional Investama Tbk.	510	7,240	3,692	7	426	4	421	1	378	147	
2. Gudang Garam Tbk.	55,000	1,924	105,825	312	235	15,434	21	547	35	244	
3. HM Sampoerna Tbk.	94,000	4,653	437,356	357	223	29,089	10	116	110	234	
4. Wismilak Inti Makmur Tbk.	430	2,100	903	225	253	97	260	12	238	244	
53 PHARMACEUTICALS		77,145	88,434	16,105		22,456		1,562			
1. Darya-Varia Laboratoria Tbk. [S]	1,300	1,120	1,456	5	432	7	398	1	391	144	
2. Indofarma (Persero) Tbk. [S]	168	3,099	521	983	160	223	219	81	136	244	
3. Industri Jamu dan Farmasi Sido Muncul Tbk. [S]	550	15,000	8,250	1,558	124	842	148	172	88	244	
4. Kalbe Farma Tbk. [S]	1,320	46,875	61,875	12,168	31	19,698	16	1,080	7	244	
5. Kimia Farma (Persero) Tbk. [S]	870	5,554	4,832	728	181	723	160	107	115	244	
6. Merck Sharp Dohme Pharma Tbk.	29,000	4	104	-	517	-	517	-	517	-	
7. Merck Tbk. [S]	6,775	448	3,035	0.59	469	47	300	0.93	380	125	
8. Pyridam Farma Tbk. [S]	112	535	60	226	252	31	328	82	134	234	
9. Taisho Pharmaceutical Indonesia (PS) Tbk.	338,000	1	329	0.01	509	3	432	0.07	482	40	
10. Taisho Pharmaceutical Indonesia Tbk. [S]	10,500	9	97	-	517	-	517	-	517	-	
11. Tempo Scan Pacific Tbk. [S]	1,750	4,500	7,875	436	210	881	145	39	180	244	
54 COSMETICS AND HOUSEHOLD		11,348	291,951	669		19,811		645			
1. Akasha Wira International Tbk. [S]	1,015	590	599	23	385	32	323	7.92	270	234	



Industry Classification/ Stock Name	as of December 2015			Total Trading 2015						
	Closing Price	Listed Shares, mn share	Market Cap., bn IDR	Volume, mn share	Rank	Value, bn IDR	Rank	Freq., '000 x	Rank	Trade Days
2. Kino Indonesia Tbk.	3,840	1,429	5,486	80	319	307	202	5	293	12
3. Mandom Indonesia Tbk. [S]	16,500	201	3,318	3	445	54	296	1	413	107
4. Martina Berto Tbk. [S]	140	1,070	150	28	377	8	396	3	330	216
5. Mustika Ratu Tbk. [S]	208	428	89	30	371	8	395	5	300	224
6. Unilever Indonesia Tbk. [S]	37,000	7,630	282,310	505	206	19,403	17	624	25	244
55 HOUSEWARE		2,147	486	1,367		407		194		
1. Chitose Internasional Tbk. [S]	338	1,000	338	991	159	345	196	18	222	244
2. Kedaung Indah Can Tbk. [S]	250	138	35	0.42	474	0.11	491	0.34	428	110
3. Langgeng Makmur Industri Tbk. [S]	113	1,009	114	376	217	61	288	176	85	244
59 OTHERS										
<b>6. PROPERTY, REAL ESTATE AND BUILDING CONSTRUCTION</b>		<b>525,441</b>	<b>370,714</b>	<b>331,798</b>		<b>212,105</b>		<b>10,175</b>		
61 PROPERTY AND REAL ESTATE		462,352	280,043	304,517		154,753		7,216		
1. Agung Podomoro Land Tbk. [S]	334	20,501	6,847	6,721	52	2,566	88	281	61	244
2. Alam Sutera Realty Tbk. [S]	343	19,649	6,740	22,460	18	11,426	35	578	27	244
3. Bakrieland Development Tbk. [S]	50	43,522	2,176	15,857	27	518	172	9	256	233
4. Bekasi Asri Pemula Tbk. [S]	50	662	33	8	425	0.38	477	1	387	144
5. Bekasi Fajar Industrial Estate Tbk. [S]	294	9,647	2,836	6,825	51	3,236	78	289	60	244
6. Bhuwanatala Indah Permai Tbk. [S]	88	4,670	411	631	195	59	291	4	302	236
7. Binakarya Jaya Abadi Tbk.	1,905	592	1,128	508	205	939	141	120	107	112
7. Bukit Darmo Property Tbk. [S]	90	7,315	658	371	220	40	312	13	235	153
8. Bumi Citra Permai Tbk. [S]	850	1,430	1,215	6,850	50	5,415	61	184	82	244
9. Bumi Serpong Damai Tbk. [S]	1,800	19,247	34,644	7,020	48	13,220	31	584	26	244
10. Ciputra Development Tbk. [S]	1,460	15,331	22,383	3,852	78	4,779	65	347	51	244
11. Ciputra Property Tbk. [S]	410	6,256	2,565	1,343	130	811	150	125	102	244
12. Ciputra Surya Tbk. [S]	2,240	2,005	4,490	214	255	576	169	49	169	244
13. Cowell Development Tbk.	600	4,871	2,923	2,621	104	1,501	112	110	113	244
14. Danayasa Arthatama Tbk. [S]	1,695	3,322	5,631	0.01	508	0.02	502	0.05	488	20
15. Duta Anggada Realty Tbk. [S]	420	3,141	1,319	69	328	41	309	1	369	168
16. Duta Pertiwi Tbk. [S]	6,400	1,850	11,840	16	403	76	272	0.51	415	70
17. Eureka Prima Jakarta Tbk. [S]	620	5,630	3,491	25,698	14	12,582	34	123	104	244
18. Fortune Mate Indonesia Tbk. [S]	800	2,721	2,177	700	182	349	194	1	389	146
19. Gading Development Tbk. [S]	55	10,011	551	4,127	72	209	226	9	258	204
20. Gowa Makassar Tourism Development Tbk. [S]	7,500	102	762	1	463	5	413	0.42	422	113
21. Greenwood Sejahtera Tbk. [S]	123	7,801	959	26	379	3.60	423	4	312	222
22. Indonesia Prima Property Tbk. [S]	300	1,745	524	0.10	491	0.03	501	0.01	510	6
23. Intiland Development Tbk. [S]	489	10,366	5,069	8,015	42	4,601	68	253	67	244
24. Jaya Real Property Tbk. [S]	745	13,750	10,244	1,374	129	1,242	124	7	277	193
25. Kawasan Industri Jababeka Tbk. [S]	247	20,662	5,104	18,745	23	4,706	66	342	53	244
26. Lamicitra Nusantara Tbk. [S]	280	1,148	322	14	406	4	422	6	288	143
27. Lippo Cikarang Tbk. [S]	7,250	696	5,046	201	262	1,916	103	176	86	244
28. Lippo Karawaci Tbk. [S]	1,035	23,078	23,885	18,995	22	22,149	14	664	20	244
29. Mega Manunggal Property Tbk. [S]	800	5,714	4,571	966	162	784	152	53	163	116
29. Megapolitan Developments Tbk. [S]	144	3,350	482	410	211	72	276	18	220	232
30. Metro Realty Tbk. [S]	228	233	53	0.19	487	0.04	500	0.10	472	42
31. Metropolitan Kentjana Tbk. [S]	16,875	948	16,001	17	398	281	206	0.22	448	65
32. Metropolitan Land Tbk. [S]	215	7,655	1,646	372	218	99	257	15	228	227
33. Modernland Realty Tbk. [S]	467	12,533	5,853	9,333	36	3,930	74	141	96	244
34. Nirvana Development Tbk. [S]	109	22,199	2,420	28,343	11	5,364	63	237	71	244
35. Pakuwon Jati Tbk. [S]	496	48,160	23,887	30,404	9	13,785	29	892	10	244
36. Perdana Gapuraprima Tbk. [S]	199	4,277	851	200	263	51	299	4	313	213
37. Pikko Land Development Tbk. [S]	595	13,592	8,087	2,141	111	960	140	0.26	442	84
38. Plaza Indonesia Realty Tbk. [S]	4,000	3,550	14,200	1,080	150	2,710	85	1	366	90
39. PP Properti Tbk. [S]	178	14,044	2,500	16,698	24	3,043	79	272	63	151
40. Ristia Bintang Mahkotasejati Tbk.	63	327	21	129	296	12	377	48.13	170	219
41. Roda Vivatex Tbk. [S]	6,000	269	1,613	8	422	45	302	0.02	501	15
42. Sentul City Tbk. [S]	58	34,537	2,003	25,765	13	2,736	84	259	66	244
43. Sitara Propertindo Tbk. [S]	560	10,045	5,625	26,157	12	12,663	33	201.95	76	244
44. Summarecon Agung Tbk. [S]	1,650	14,427	23,804	9,191	37	15,247	22	769	14	244
45. Suryamas Dutamakmur Tbk. [S]	95	4,772	453	38	358	5	408	23	208	207

Industry Classification/ Stock Name	as of December 2015			Total Trading 2015						
	Closing Price	Listed Shares, mn share	Market Cap., bn IDR	Volume, mn share	Rank	Value, bn IDR	Rank	Freq., '000 x	Rank	Trade Days
62 BUILDING CONSTRUCTION		63,089	90,670	27,281		57,352		2,959		
1. Acset Indonusa Tbk. [S]	3,020	500	1,510	372	219	1,365	118	33	185	234
2. Adhi Karya (Persero) Tbk. [S]	2,140	3,561	7,620	5,887	55	15,087	24	767	15	244
3. Indonesia Pondasi Raya Tbk.	1,340	2,003	2,684	146	284	205	228	7	275	13
16. Jaya Konstruksi Manggala Pratama Tbk. [S]	840	16,309	13,699	129	295	112	254	1	382	126
3. Nusa Konstruksi Enjiniring Tbk. [S]	85	5,541	471	594	199	60	289	26	203	244
4. Nusa Raya Cipta Tbk. [S]	625	2,496	1,560	1,148	147	1,230	125	99	119	244
5. PP (Persero) Tbk. [S]	3,875	4,842	18,764	2,716	102	10,233	40	560	32	244
6. Surya Semesta Internusa Tbk. [S]	715	4,705	3,364	3,150	96	2,620	86	251	68	244
7. Total Bangun Persada Tbk. [S]	615	3,410	2,097	980	161	847	147	117	109	244
8. Waskita Karya (Persero) Tbk. [S]	1,670	13,572	22,666	8,503	39	14,184	28	542	36	241
9. Wijaya Karya (Persero) Tbk. [S]	2,640	6,149	16,234	3,655	81	11,409	36	557	34	244
69 OTHERS										
<b>7. INFRASTRUCTURE, UTILITIES &amp; TRANSPORTATION</b>		<b>483,320</b>	<b>637,168</b>	<b>164,021</b>		<b>161,096</b>		<b>6,623</b>		
71 ENERGY		29,227	67,531	10,763		37,248		1,305		
1. Mitra Energi Persada Tbk.	710	697	495	64	332	44	306	9	251	161
1. Leyand International Tbk. [S]	50	3,966	198	647	192	25	336	3	329	161
2. Perusahaan Gas Negara (Persero) Tbk. [S]	2,745	24,242	66,543	9,592	35	36,449	7	1,230	4	244
3. Rukun Raharja Tbk. [S]	775	1,019	790	525	203	774	154	71	143	244
72 TOLL ROAD, AIRPORT, HARBOR & ALLIED PROD.		24,786	43,354	28,094		18,157		649		
1. Citra Marga Nusaphala Persada Tbk. [S]	2,435	2,750	6,696	1,296	135	3,739	75	11	241	222
2. Jasa Marga (Persero) Tbk. [S]	5,225	6,800	35,530	1,720	122	10,211	41	443	45	244
3. Nusantara Infrastructure Tbk. [S]	74	15,236	1,127	25,077	15	4,207	70	195	79	244
73 TELECOMMUNICATION		258,146	381,987	59,483		77,675		1,994		
1. Bakrie Telecom Tbk.	50	30,585	1,529	24,599	16	744	156	0.40	426	166
2. Indosat Tbk. [S]	5,500	5,434	29,887	352	225	1,564	110	53.8	162	244
3. Inovisi Infracom Tbk.	117	9,990	1,169	3,545	84	501	173	105	117	30
4. Smartfren Telecom Tbk. [S]	51	102,796	5,243	5,524	59	384	188	41	177	242
5. Telekomunikasi Indonesia (Persero) Tbk. [S]	3,105	100,800	312,984	23,627	17	67,354	4	1,341	1	244
6. XL Axiata Tbk.	3,650	8,541	31,176	1,835	118	7,129	50	452	43	244
74 TRANSPORTATION		126,450	49,137	62,957		15,535		2,247		
1. Adi Sarana Armada Tbk.	100	3,398	340	1,020	156	169	235	49	168	244
2. Arpeni Pratama Ocean Line Tbk.	58	8,670	503	3,453	89	276	207	68	150	62
3. Berlian Laju Tanker Tbk.	196	11,551	2,264	-	517	-	517	-	517	-
4. Blue Bird Tbk. [S]	7,100	2,502	17,765	165	273	1,417	115	46	173	243
5. Buana Listya Tama Tbk. [S]	66	2,427	160	740	179	116	252	47	172	196
6. Capitol Nusantara Indonesia Tbk. [S]	264	833	220	0.18	488	0.05	499	0.01	507	3
7. Cardig Aero Services Tbk. [S]	1,130	2,087	2,358	51	347	62	286	2	345	196
8. Citra Maharlika Nusantara Corpora Tbk.	50	3,972	199	4,078	73	373	191	87	129	242
9. Eka Sari Lorena Transport Tbk. [S]	122	350	43	86	314	16	366	26.48	199	239
10. Express Transindo Utama Tbk.	105	2,146	225	4,635	70	2,449	93	292	59	229
11. Garuda Indonesia (Persero) Tbk. [S]	309	25,869	7,993	3,630	83	1,490	114	226	73	244
12. Humpuss Intermoda Transportasi Tbk. [S]	750	7,101	5,326	52	346	33	322	8	264	236
13. ICTSI Jasa Prima Tbk. [S]	94	587	55	63	334	31	327	6	282	184
14. Indo Straits Tbk. [S]	845	550	465	0.20	485	0.16	486	0.22	449	34
15. Indonesia Transport & Infrastructure Tbk. [S]	50	9,327	466	6,879	49	427	182	48	171	234
16. Logindo Samudramakmur Tbk.	136	2,577	350	647	190	500	174	85	132	244
17. Mitra International Resources Tbk. [S]	50	3,961	198	239	245	12	380	6	287	148
18. Mitrahaftera Segara Sejati Tbk. [S]	265	1,750	464	654	189	618	166	29	191	244
19. WEHA Transportasi Indonesia Tbk.	144	886	128	392	213	82	266	41	178	244
20. Pelayaran Nasional Bina Buana Raya Tbk. [S]	51	5,367	274	18	397	2	441	4	311	206
21. Pelayaran Nelly Dwi Putri Tbk. [S]	138	2,350	324	37	362	5	414	0.03	497	18
22. Pelayaran Tempuran Emas Tbk. [S]	1,950	1,141	2,225	186	268	365	192	23	210	242
23. Rig Tenders Indonesia Tbk. [S]	160	609	97	38	359	7	400	1	384	184
24. Samudera Indonesia Tbk. [S]	5,050	164	827	9	419	79.94	269	10	246	240
25. Sidomulyo Selaras Tbk. [S]	500	1,126	563	887	167	335	197	90	126	204
26. Soechi Lines Tbk. [S]	475	7,059	3,353	3,496	86	1,929	101	201	77	244
27. Steady Safe Tbk.	90	392	35	5	435	1	466	1	397	81
28. Tanah Laut Tbk. [S]	130	438	57	78	321	28	333	16	227	243
29. Trada Maritime Tbk.	50	9,732	487	28,831	10	3,953	73	641	22	243

Industry Classification/ Stock Name	as of December 2015			Total Trading 2015						
	Closing Price	Listed Shares, mn share	Market Cap., bn IDR	Volume, mn share	Rank	Value, bn IDR	Rank	Freq., '000 x	Rank	Trade Days
30. Trans Power Marine Tbk.	238	2,633	627	2	450	1	467	1	399	123
31. Wintermar Offshore Marine Tbk. [S]	167	4,038	674	797	172	448	179	69	147	244
32. Zebra Nusantara Tbk. [S]	84	856	72	1,789	120	312	201	123	105	233
75 NON BUILDING CONSTRUCTION		44,712	95,158	2,692		12,459		424		
1. Bali Towerindo Sentra Tbk. [S]	890	3,574	3,181	210	258	216	223	2	347	178
2. Bukaka Teknik Utama Tbk.	700	2,640	1,848	14	405	14	371	8	262	110
2. Indika Energy Tbk.	110	5,210	573	777	175	261	211	86	131	244
3. Inti Bangun Sejahtera Tbk.	1,900	1,351	2,567	0.36	477	1	452	0.20	454	91
4. Sarana Menara Nusantara Tbk.	4,750	10,203	48,464	243	244	967	139	4	314	178
5. Solusi Tunas Pratama Tbk.	8,400	1,138	9,556	176	271	1,245	123	1	361	132
6. Tower Bersama Infrastructure Tbk.	5,875	4,797	28,180	1,183	144	9,753	43	323	56	244
7. Truba Alam Manunggal Engineering Tbk.	50	15,799	790	88	313	1	450	0.14	465	91
79 OTHERS										
<b>8. FINANCE</b>		<b>623,107</b>	<b>1,230,932</b>	<b>145,789</b>		<b>333,445</b>		<b>7,115</b>		
81 BANK		466,122	1,131,577	67,260		304,515		5,935		
1. Bank Rakyat Indonesia Agroniaga Tbk.	97	11,365	1,102	400	212	40	310	72	142	240
2. Bank Agris Tbk.	85	5,190	441	1,265	138	174	233	5	289	208
3. Bank MNC Internasional Tbk.	70	18,938	1,326	2,642	103	228	216	81	135	244
4. Bank Capital Indonesia Tbk.	205	6,340	1,300	4,639	69	881	144	79	137	237
5. Bank Ekonomi Raharja Tbk. *	2,100	-	-	3	441	20	348	0.04	492	17
6. Bank Central Asia Tbk.	13,300	24,408	324,633	4,568	71	61,044	5	881	11	244
7. Bank Bukopin Tbk.	700	8,996	6,297	3,158	95	2,536	91	56	161	244
8. Bank Mestika Dharma Tbk.	1,560	4,049	6,317	24	383	32	324	0.34	430	76
9. Bank Negara Indonesia (Persero) Tbk.	4,990	18,462	92,126	7,999	44	44,471	6	1,105	6	244
10. Bank Nusantara Parahyangan Tbk.	1,860	670	1,246	1	462	1	446	0.02	503	13
11. Bank Rakyat Indonesia (Persero) Tbk.	11,425	24,422	279,027	8,366	40	92,492	1	1,264	3	244
12. Bank Tabungan Negara (Persero) Tbk.	1,295	10,476	13,567	8,010	43	8,900	46	396	48	244
13. Bank JTrust Indonesia Tbk.	50	28,067	1,403	-	518	-	518	-	518	-
14. Bank Danamon Indonesia Tbk.	3,200	9,489	30,364	770	177	3,012	81	347	52	244
15. Bank Pundi Indonesia Tbk.	53	10,648	564	1,065	153	76	273	25	204	242
16. Bank Ina Perdana Tbk.	290	2,079	603	10	414	3	433	0.31	433	95
17. BPD Jawa Barat dan Banten Tbk.	755	9,599	7,247	3,645	82	3,039	80	270	64	244
18. BPD Jawa Timur Tbk.	437	14,769	6,454	2,228	110	1,109	134	153	93	244
19. Bank QNB Indonesia Tbk.	290	8,670	2,514	34	368	11	385	2	337	141
20. Bank Maspion Indonesia Tbk.	400	3,812	1,525	2	455	1	465	0.22	450	68
21. Bank Mandiri (Persero) Tbk.	9,250	23,100	213,675	7,327	46	73,668	2	967	9	244
22. Bank Bumi Arta Tbk.	190	2,287	435	25	380	4	417	1	376	168
23. Bank CIMB Niaga Tbk.	595	24,880	14,804	116.57	301	85	265	28	196	244
24. Bank Maybank Indonesia Tbk.	171	67,068	11,469	144	285	29	331	8	267	244
25. Bank Permata Tbk.	945	11,765	11,118	114	302	169	236	3	327	227
26. Bank Sinarmas Tbk.	394	14,007	5,519	389	214	157	240	9	252	230
27. Bank of India Indonesia Tbk.	3,595	1,031	3,707	0.22	484	0.77	462	0.21	452	82
28. Bank Tabungan Pensiunan Nasional Tbk.	2,400	5,782	13,877	1,196	143	6,609	55	6	286	232
29. Bank Victoria International Tbk.	105	7,074	743	76	322	9	389	2	338	206
30. Bank Dinar Indonesia Tbk.	113	2,228	252	12	410	2	442	2	350	165
31. Bank Artha Graha Internasional Tbk.	64	12,957	829	290	239	22	345	89	128	241
32. Bank Mayapada Internasional Tbk.	1,950	4,261	8,310	1,207	142	2,444	94	8	268	211
33. Bank Windu Kentjana International Tbk.	300	6,473	1,942	673	186	216	222	11	240	234
34. Bank Mega Tbk.	3,275	6,894	22,578	102	308	264	210	1	365	136
35. Bank Mitraniaga Tbk.	212	1,613	342	142	289	23	343	0.37	427	97
36. Bank OCBC NISP Tbk.	1,275	11,358	14,481	54	344	69	278	0.42	425	97
37. Bank Nationalnobu Tbk.	452	4,268	1,929	330	228	249	213	8	265	241
38. Bank Pan Indonesia Tbk.	820	23,838	19,547	596	198	662	165	42	176	244
39. Bank Panin Syariah Tbk. [S]	250	9,766	2,441	4,962	62	985	138	10	244	244
40. Bank Woori Saudara Indonesia 1906 Tbk.	1,100	5,022	5,524	674	184	781	153	0.30	435	88
82 FINANCIAL INSTITUTION		28,749	17,017	2,797		1,296		69		
1. Adira Dinamika Multi Finance Tbk.	3,470	1,000	3,470	11	412	53	297	6	278	241
2. Buana Finance Tbk.	1,250	1,646	2,057	137.7	291	145	244	0.33	431	68
3. BFI Finance Indonesia Tbk.	2,800	1,566	4,385	71	325	184	230	2	346	148
4. Batavia Prosperindo Finance Tbk.	600	1,361	816	361	222	200	229	0.18	460	37

Industry Classification/ Stock Name	as of December 2015			Total Trading 2015							
	Closing Price	Listed Shares, mn share	Market Cap., bn IDR	Volume, mn share	Rank	Value, bn IDR	Rank	Freq., '000 x	Rank	Trade Days	
5. Clipan Finance Indonesia Tbk.	275	3,985	1,096	231	248	87	264	3	323	227	
6. Danasupra Erapacific Tbk.	140	676	95	0.04	501	0.05	498	0.04	494	24	
7. Radana Bhaskara Finance Tbk.	182	2,330	424	4	437	1	463	0.03	498	13	
8. Intan Baruprana Finance Tbk.	190	3,174	603	1,322	133	333	198	35	183	182	
9. Indomobil Multi Jasa Tbk.	490	4,325	2,119	28	375	14	372	1	373	92	
10. Mandala Multifinance Tbk.	870	1,325	1,153	61	339	214	224	3	333	213	
11. Magna Finance Tbk.	53	1,000	53	306	236	24	340	4	310	166	
12. Tifa Finance Tbk.	139	1,080	150	53	345	8	394	3	324	208	
13. Trust Finance Indonesia Tbk.	198	800	158	19	394	5	416	0.07	481	27	
14. Verena Multi Finance Tbk.	159	1,002	159	156	277	25	337	6	281	172	
15. Wahana OTTOMITRA Multiartha Tbk.	80	3,481	279	37	363	4	418	5	292	220	
83 SECURITIES COMPANY		20,174	14,341	7,904		8,531		471			
1. HD Capital Tbk.	50	2,120	106	338	226	13	375	2	354	161	
2. Kresna Graha Investama Tbk.	2,120	3,642	7,720	4,720	68	6,744	54	421	46	242	
3. Majapahit Inti Corpora Tbk.	125	720	90	-	517	-	517	-	517	-	
4. Minna Padi Investama Tbk.	745	2,827	2,106	2,287	109	1,494	113	37	181	242	
5. Onix Capital Tbk.	432	273	118	0.03	503	0.02	505	0.01	508	4	
6. Panca Global Securities Tbk.	205	708	145	84	316	7	399	0.18	459	58	
7. Panin Sekuritas Tbk.	4,100	720	2,952	37	360	164	239	8	266	234	
8. Reliance Securities Tbk.	400	1,800	720	207	260	99	258	1	374	67	
9. Trimegah Securities Tbk.	51	7,109	363	231	249	11	381	2	348	213	
10. Yulie Sekurindo Tbk.	81	255	21	0.06	497	0.005	510	0.04	490	19	
84 INSURANCE		13,693	15,072	4,553		3,194		109			
1. Asuransi Bina Dana Arta Tbk.	7,975	621	4,951	5	434	33	321	0.19	456	80	
2. Asuransi Harta Aman Pratama Tbk.	220	840	185	24	382	4	420	1	413	114	
3. Asuransi Multi Artha Guna Tbk.	380	5,002	1,901	812	171	272	208	21	212	219	
4. Asuransi Bintang Tbk.	440	174	77	1	470	0.34	478	0.10	473	36	
5. Asuransi Dayin Mitra Tbk.	1,145	192	220	2.96	446	3	431	0.19	456	65	
6. Asuransi Jasa Tania Tbk.	157	600	94	153	278	40	311	11	239	162	
7. Asuransi Mitra Maparya Tbk.	1,205	1,443	1,739	3,394	91	2,528	92	69	148	244	
8. Asuransi Ramayana Tbk.	2,300	215	493	9	420	10	387	1	399	104	
9. Lippo General Insurance Tbk.	5,250	150	788	3	448	14	368	0.30	434	93	
10. Maskapai Reasuransi Indonesia Tbk.	6,200	388	2,408	63	333	227	217	0.33	432	87	
11. Paninvest Tbk.	545	4,068	2,217	86	315	62	285	6	285	237	
85 INVESTMENT FUND / MUTUAL FUND											
89 OTHERS		94,369	52,926	63,276		15,909		530			
1. Arthavest Tbk. [S]	381	447	170	9	416	3	435	1	383	111	
2. Batavia Prosperindo International Tbk.	3,350	514	1,722	1	466	1	453	0.48	418	46	
3. Capitalinc Investment Tbk.	50	31,842	1,592	51,444	2	10,489	39	95	121	194	
4. Equity Development Investment Tbk.	107	5,226	559	19	393	2	439	10	247	172	
5. Lippo Securities Tbk.	88	2,588	228	84	317	18	357	19	216	220	
6. MNC Kapital Indonesia Tbk.	1,685	4,689	7,902	816	170	1,397	116	90	125	243	
7. Pacific Strategic Financial Tbk.	660	2,940	1,941	3,395	90	1,904	104	70	145	244	
8. Panin Financial Tbk.	185	32,022	5,924	7,347	45	2,018	98	239	70	244	
9. Sinar Mas Multiartha Tbk.	5,050	6,358	32,106	14	407	59	290	1	407	124	
10. Victoria Investama Tbk.	101	7,742	782	147	282	18	361	3	320	177	
<b>9. TRADE, SERVICES &amp; INVESTMENT</b>		<b>562,371</b>	<b>580,811</b>	<b>236,421</b>		<b>220,619</b>		<b>8,668</b>			
91 WHOLESALE (DURABLE & NON DURABLE GOODS)		64,043	127,006	36,864		39,203		1,773			
1. Akbar Indo Makmur Stimec Tbk. [S]	420	110	46	0.03	504	0.01	507	0.06	485	24	
2. AKR Corporindo Tbk. [S]	7,175	3,949	28,334	2,316	108	12,745	32	481	42	244	
3. Ancora Indonesia Resources Tbk.	93	1,766	164	5	436	0.43	472	1	408	155	
4. Arita Prima Indonesia Tbk. [S]	222	1,076	239	41	354	13	374	0.19	458	70	
5. Bintang Mitra Semestaraya Tbk. [S]	250	1,159	290	71	326	12	379	0.05	489	27	
6. Colorpak Indonesia Tbk. [S]	645	306	198	32	370	19	354	7	276	242	
7. Dian Swastatika Sentosa Tbk. [S]	12,100	771	9,324	0.04	498	1	470	0.07	480	41	
8. Enseval Putra Megatrading Tbk. [S]	3,000	2,709	8,126	9	418	23	342	0.29	438	70	
9. Evergreen Invesco Tbk. [S]	150	4,694	704	2,369	106	361	193	71	144	244	
10. Eksploitasi Energi Indonesia Tbk. [S]	50	8,956	448	12,511	29	1,199	127	52	164	244	
11. FKS Multi Agro Tbk. [S]	1,600	480	768	29.60	372	37	314	0.09	475	34	
12. Hexindo Adiperkasa Tbk. [S]	1,235	840	1,037	47	352	139	247	9	257	227	

Industry Classification/ Stock Name	as of December 2015			Total Trading 2015						
	Closing Price	Listed Shares, mn share	Market Cap., bn IDR	Volume, mn share	Rank	Value, bn IDR	Rank	Freq., '000 x	Rank	Trade Days
13. Inter Delta Tbk. [S]	380	118	45	18,001	396	5,4002	404	0.004	511	4
14. Intraco Penta Tbk. [S]	270	2,160	583	908	166	218	221	18	219	230
15. Kobexindo Tractors Tbk. [S]	147	2,273	334	23	388	3	425	1	371	166
16. Lautan Luas Tbk. [S]	500	1,560	780	205	261	143	246	24	206	243
17. Leo Investments Tbk. [S]	82	1,379	113	-	517	-	517	-	517	-
18. Millennium Pharmacon International Tbk. [S]	69	728	50	16	401	1	447	1	360	185
19. Mitra Pinasthika Mustika Tbk.	489	4,463	2,182	647	191	483	177	69	146	244
20. Modern Internasional Tbk.	150	4,575	686	1,434	127	434	181	26	202	237
21. Multi Indocitra Tbk. [S]	370	600	222	89	312	30	330	8	271	232
22. Perdana Bangun Pusaka Tbk.	280	76	21	0.04	499	0.01	506	0.01	506	7
23. Renuka Coalindo Tbk. [S]	1,800	301	542	13	409	19	350	0.17	462	30
24. Rimau Multi Putra Pratama Tbk.	107	216	23	3	443	0.41	476	1	395	144
25. Sigmagold Inti Perkasa Tbk.	438	5,502	2,410	13,642	28	5,998	57	149	94	244
26. Tigaraksa Satria Tbk. [S]	2,750	918	2,526	0.22	483	0.88	456	0.21	453	41
27. Tira Austenite Tbk. [S]	1,420	59	83	0.04	500	0.06	496	0.10	473	23
28. Triwira Insanlestari Tbk. [S]	50	1,200	60	793	173	22	344	3	326	190
29. Tunas Ridean Tbk. [S]	600	5,580	3,348	513	204	302	204	15	230	244
30. United Tractors Tbk. [S]	16,950	3,730	63,226	879	168	16,973	20	808	12	244
31. Wahana Pronatural Tbk. [S]	54	520	28	23	387	2	444	3	332	171
32. Wicaksana Overseas International Tbk. [S]	51	1,269	65	227	251	19	355	25	205	244
93 RETAIL TRADE		117,397	140,608	29,353		60,895		2,213		
1. Ace Hardware Indonesia Tbk. [S]	825	17,150	14,149	5,697	57	3,993	71	210	75	244
2. Catur Sentosa Adiprana Tbk. [S]	398	2,895	1,152	3,038	98	1,311	121	94	123	244
3. Centratama Telekomunikasi Indonesia Tbk. [S]	125	10,394	1,299	37	361	7	397	1	405	151
4. Electronic City Indonesia Tbk. [S]	850	1,334	1,134	194	267	242	214	18	221	197
5. Erajaya Swasembada Tbk. [S]	545	2,900	1,581	3,502	85	2,573	87	195	80	244
6. Global Teleshop Tbk. [S]	488	1,111	542	3	449	3	434	2	353	157
7. Golden Retailindo Tbk. [S]	300	286	86	1	465	0.17	485	0.15	464	67
8. Hero Supermarket Tbk. [S]	1,150	4,184	4,811	212	256	400	186	4	305	216
9. Kokoh Inti Arebama Tbk. [S]	290	981	284	50	348	18	358	0.47	420	101
10. Matahari Department Store Tbk. [S]	17,600	2,918	51,355	1,775	121	28,863	11	806	13	244
11. Matahari Putra Prima Tbk. [S]	1,825	5,378	9,815	3,867	77	13,339	30	516	39	244
12. Midi Utama Indonesia Tbk.	780	2,882	2,248	49	351	33	320	1	404	135
13. Mitra Adiperkasa Tbk. [S]	3,795	1,660	6,300	546	202	2,542	90	153	92	244
14. Ramayana Lestari Sentosa Tbk. [S]	645	7,096	4,577	2,085	114	1,530	111	137	98	244
15. Rimo International Lestari Tbk. [S]	190	340	65	-	518	-	518	-	518	-
16. Skybee Tbk. [S]	420	585	246	0.07	495	0.02	505	0.002	515	2
17. Sona Topas Tourism Industry Tbk. [S]	4,050	331	1,341	0.27	480	1	449	0.06	485	21
18. Sumber Alfaria Trijaya Tbk.	580	41,525	24,084	5,561	58	2,920	82	11	243	239
19. Supra Boga Lestari Tbk. [S]	340	1,564	532	210	259	69	280	4	308	215
20. Tiphone Mobile Indonesia Tbk.	770	7,121	5,483	1,309	134	1,165	131	61	156	244
21. Trikonsel Oke Tbk.	2,000	4,762	9,523	1,219	141	1,886	105	1	406	82
94 RESTAURANT, HOTEL & TOURISM		46,267	31,929	13,102		8,010		235		
1. Bayu Buana Tbk. [S]	1,250	353	442	22	390	19	353	0.47	419	112
2. Bukit Uluwatu Villa Tbk.	595	3,096	1,842	3,071	97	1,666	108	5	294	241
3. Destinasi Tirta Nusantara Tbk. [S]	160	715	114	67	329	10	386	0.08	477	43
4. Fast Food Indonesia Tbk. [S]	1,150	1,995	2,294	6	430	9	390	2	339	188
5. Grahamas Citrawisata Tbk.	860	59	51	-	518	-	518	-	518	-
6. Hotel Mandarine Regency Tbk. [S]	249	2,267	564	2,954	99	675	164	51	166	223
7. Hotel Sahid Jaya International Tbk. [S]	545	1,119	610	146	283	64	284	27	197	228
8. Indonesian Paradise Property Tbk. [S]	358	11,182	4,003	4	438	1	448	0.26	441	94
9. Island Concepts Indonesia Tbk. [S]	605	1,090	659	305	237	123	250	0.08	479	30
10. Jakarta International Hotels & Dev. Tbk. [S]	585	2,329	1,362	10	415	9	393	2	356	182
11. Jakarta Setiabudi Internasional Tbk. [S]	935	2,319	2,168	0.0004	513	0.0003	514	0.003	512	3
12. Mas Murni Indonesia Tbk. [S]	79	3,307	261	1,578	123	81	267	5	298	72
13. Mas Murni Tbk. (Preferred Stock)	600	6	4	-	518	-	518	-	518	-
14. MNC Land Tbk. [S]	1,410	6,890	9,716	3,270	93	4,673	67	37	182	243
15. Panorama Sentrawisata Tbk.	450	1,200	540	787	174	383	189	79	139	244
16. Pembangunan Graha Lestari Indah Tbk. [S]	69	488	34	127	297	11	382	1	372	134
17. Pembangunan Jaya Ancol Tbk. [S]	2,025	1,600	3,240	74	324	165	238	2	340	180
18. Pioneerindo Gourmet International Tbk. [S]	8,500	221	1,877	3	444	24	339	0.04	493	31

Industry Classification/ Stock Name	as of December 2015			Total Trading 2015						
	Closing Price	Listed Shares, mn share	Market Cap., bn IDR	Volume, mn share	Rank	Value, bn IDR	Rank	Freq., '000 x	Rank	Trade Days
39. Pudjiadi Prestige Tbk.	420	330	138	0.23	482	0.09	493	0.23	447	90
19. Pudjiadi & Sons Tbk. [S]	409	798	326	0.40	476	0.18	484	0.26	444	85
20. Red Planet Indonesia Tbk. [S]	895	1,353	1,211	7	427	5	407	1	398	180
21. Saraswati Griya Lestari Tbk. [S]	133	3,550	472	673	187	93	262	23	211	230
95 ADVERTISING,PRINTING & MEDIA		68,288	167,021	14,615		31,036		1,842		
1. Elang Mahkota Teknologi Tbk.	10,300	5,640	58,092	142	288	1,396	117	1	370	145
2. First Media Tbk. [S]	1,875	1,742	3,267	35	366	79	270	3	318	196
3. Fortune Indonesia Tbk.	700	465	326	6	429	4	419	1	358	140
4. Graha Layar Prima Tbk.	4,500	338	1,519	0.24	481	1	461	0.26	443	76
5. Intermedia Capital Tbk.	3,325	3,922	13,039	104	307	321	199	1	412	147
6. Jasuindo Tiga Perkasa Tbk. [S]	232	1,713	397	170	272	47	301	20	214	231
7. Link Net Tbk. [S]	4,000	3,043	12,171	1,293	137	6,835	53	215	74	244
8. Mahaka Media Tbk. [S]	50	2,755	138	239	246	12	378	6	283	212
9. Media Nusantara Citra Tbk. [S]	1,855	14,276	26,482	3,459	88	8,250	47	713	17	244
10. MNC Sky Vision Tbk.	1,335	1,413	1,886	674	185	1,332	119	40	179	244
11. Star Pacific Tbk.	180	1,170	211	79	320	45	303	8	263	237
12. Surya Citra Media Tbk.	3,100	14,622	45,327	3,374	92	10,697	38	675	19	244
13. Tempo Inti Media Tbk. [S]	69	725	50	164	275	17	362	69	149	242
14. Visi Media Asia Tbk.	250	16,464	4,116	4,877	65	2,000	99	89	127	244
96 HEALTH CARE		10,367	17,428	2,161		16,192		317		
1. Sarana Meditama Metropolitan Tbk.	2,650	1,180	3,127	321	232	911	143	120	106	244
2. Sejahteraya Anugrahjaya Tbk. [S]	370	8,030	2,971	675	183	146	243	24	207	242
3. Siloam International Hospitals Tbk. [S]	9,800	1,156	11,330	1,165	146	15,135	23	174	87	244
97 COMPUTER AND SERVICES		20,506	22,338	1,263		1,288		49		
1. Astra Graphia Tbk. [S]	1,800	1,349	2,428	83	318	156	241	10	248	237
2. Indoritel Makmur Internasional Tbk. [S]	1,145	14,184	16,241	588	200	543	170	7	273	244
3. Limas Indonesia Makmur Tbk.	50	788	39	9	417	0.44	471	0.34	429	59
4. Metrodata Electronics Tbk. [S]	650	2,310	1,502	261	243	176	232	14	233	243
5. Multipolar Technology Tbk. [S]	1,135	1,875	2,128	322	231	411	184	17	225	231
98 INVESTMENT COMPANY		205,308	61,822	87,632		44,509		2,013		
1. ABM Investama Tbk.	2,900	2,753	7,984	61	338	169	234	1	367	135
2. Bakrie & Brothers Tbk.	50	93,722	4,686	20,560	20	704	161	2	351	237
3. Bumi Resources Minerals Tbk. [S]	50	25,570	1,279	12,327	30	1,124	132	129	101	244
4. Global Mediacom Tbk. [S]	1,100	14,199	15,618	3,669	79	4,969	64	525	38	244
5. Hanson International (Seri B) Tbk.	50	1,121	56	504	207	28	332	5	297	206
6. Hanson International Tbk. [S]	635	14,854	9,432	33,581	6	22,594	13	711	18	244
7. MNC Investama Tbk.	174	38,902	6,769	6,674	53	1,640	109	324	55	244
8. Multipolar Tbk. [S]	257	10,065	2,587	3,211	94	2,306	96	198	78	244
9. Polaris Investama Tbk.	1,570	1,184	1,859	7,041	47	10,958	37	118	108	244
10. Pool Advista Indonesia Tbk.	2,990	225	673	0.0003	514	0.001	512	0.003	512	2
11. Saratoga Investama Sedaya Tbk. [S]	4,010	2,713	10,879	4	439	17	364	1	362	135
99 OTHERS		30,196	12,658	51,430		19,487		224		
1. Dyandra Media International Tbk. [S]	65	4,273	278	943	165	100	256	50	167	244
2. Gema Grahasarana Tbk. [S]	328	320	105	19	395	6	402	2	342	196
3. Multifiling Mitra Indonesia Tbk. [S]	187	758	142	1	459	0.33	480	1	416	126
4. Sugih Energy Tbk. [S]	470	24,812	11,661	50,467	3	19,380	18	171	89	244
5. Sumber Energi Andalan Tbk. [S]	13,900	34	473	0.09	493	1	455	0.01	509	7
<b>TOTAL</b>		<b>3,263,201</b>	<b>4,819,174</b>	<b>1,436,083</b>		<b>1,389,415</b>		<b>53,305</b>		

# GOING PUBLIC AND LISTING ON INDONESIA STOCK EXCHANGE

## PREPARATION OF INITIAL PUBLIC OFFERING FOR STOCKS & BONDS LISTING

A company intending to go public ("The Issuer/The Company") must fulfil the following requirements:

- Plan for going public must be proposed to a general meeting of shareholders for approval, and for the necessary amendments of the Articles of Association.
- Company have to appoint the capital market supporting professions and institutions to assist in preparation as following:
  - Underwriter to support the offering and to assist the issuing company in the process of going public.
  - Independent Auditor to audit the Company's financial statements.
  - Legal Consultant to provide the relevant Legal Opinion.
  - Public Notary to prepare the amendments of the Articles of Association, the various agreements underlying the public offering, and minutes of meetings.
  - Appraisal Company to appraise the fixed assets owned by the issuing company (if necessary/any).
  - Independent Competent Person in the field of mining and or geology, to value the resources indicated at concession area (for mineral & coal mining company).
  - Share Registrar/Securities Administration Bureau (for stock issues).
  - Custodian.
- Trustee to represent the bond holders' interests (for bond issues).
- Guarantor (for bond issues).
- Payment Agent (for bond issues).
- Rating Agency (for bond issues).

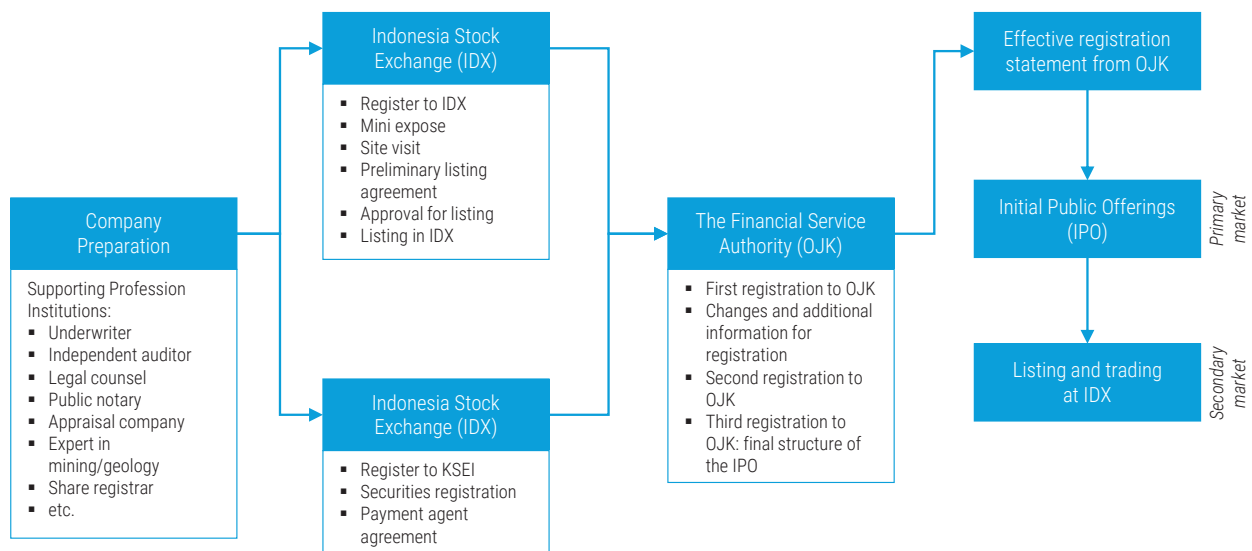
- Prepare all the documents required for the public offering to IDX, KSEI and OJK.
- Register and arrange a Preliminary Listing Agreement with IDX and a Registration Securities in KSEI.
- Register the Registration Statement and supporting documentation to OJK to get Effective Statement from OJK.

## REGISTRATION AND LISTING PROCESS ON IDX

### General Terms of Listing

- Securities which can be listed at IDX :
  - Stocks (Shares),
  - Equity-based securities other than stock which include: pre-emptive rights, warrant and its derivatives,
  - Bonds and other debt-type securities include: Sukuk (Syariah Bonds) and Asset Backed Securities (ABS),
  - Exchange Traded Funds (ETF),
  - Real Estates Investment Trust (REIT).
- To maintain orderly, fair and efficient securities trading, IDX is authorized to approve or reject the listing application including its placement on the Main Board or the Development Board, by considering not only formal

## Initial Public Offering (IPO) in Indonesia



aspects but also listing substance.

- The Listed Company must list all shares that are issued and fully paid-in (Company Listing), unless provided otherwise by prevailing laws and regulations.
- Listing of stock resulting from the exercise of warrants, convertible bonds, ESOP/MSOP, pre-emptive Rights, must be done through pre-Listing process. This means that the approval of IDX should be sought first, prior to the issuance of stock resulting from the exercise of securities. The stock shall be effectively listed and traded at IDX after the issue of new shares. Each 1 (one) equity-type securities other than stock listed at IDX, shall give the right to its holder to obtain 1 (one) stock.
- In the decision-making process related to the implementation of listing regulation, IDX may request any advice or consideration to the IDX' Listing Committee.
- A listed company is prohibited to change the nominal value of stock (stock split or reverse stock) for a period of at least 12 months since the first trading day for that particular stock.
- An additional period of at least 12 months is required, if the listed company wishes to change the par value through stock splits or reverse stock splits.

#### Preliminary Application for Securities Listing (Before Getting Effective Statement from OJK)

Refers to IDX Regulation Number I-A Concerning The Listing Of Stocks And Equity-based Securities except stock issued By The Listed Company, before conducting the public offering, the issuer must do the following steps:

- Issuer submits an application for stock exchange listing (using the form as attached in IDX Regulation No. I-A) and pays the registration fee for the listing application.
- Issuer conducts a company presentation to IDX, called as Mini Expose (not mandatory for Bonds issuance in certain condition).
- IDX conducts a site visit to issuer's office/manufacture/mines/projects/assets (not mandatory for Bonds issuance in certain condition).
- IDX evaluates the application and supporting documents according to the listing criteria. IDX issues principal approval or rejection on listing application within a period of 10 exchange days from the date since the completed documents has been received by IDX.
- If the application is approved, the company can execute a Preliminary Listing Agreement that states the company's plan to list its shares in IDX. This agreement is valid for up to 6 months since it issued, and can be extended, subject to prior approval from both parties.
- The Preliminary Listing Agreement with IDX become one of the requirements to complete checklist of document in the Registration Statement to OJK and it must be submitted to OJK.

#### Application for Securities Listing (After Getting Effective Statement from FSA)

Following the acceptance of the registration statement by OJK, the next step is to conduct a public offering (primary market) by the issuer and the underwriter. Here are several steps to complete the listing process in IDX:

- Issuer must submit information and supporting documents to IDX (as regulated in IDX Regulation No. I-A).

- IDX will publish listing announcement about the new securities at least 1 (one) exchange day prior to the commencement of the shares trading.
- The securities are listed and ready to be traded in IDX.

#### Listing Company Continuous Obligation

Listed company should maintain following condition:

- Must have minimum shares owned by Non Controller Shareholders and Non Main Shareholders at least 50 million shares and at least 7.5% from paid-up capital.
- Must have minimum 300 shareholders which have security accounts in IDX Members.
- Must have at least 30% Independent Commissioner from the total Commissioners.
- Must have at least 1 Independent Director.
- Must have Audit Committee.
- Must have Corporate Secretary.
- Must have Board of Directors and Commissioners comply with related regulations.
- Must have Internal Audit.

#### Listing of Additional Shares through Rights, Warrants and Company Actions

- The listing of Additional shares derived from the Capital Increase Through Pre-emptive Rights, Stock Split, Bonus share, stock Dividend, or shares resulted from the conversion of Equity-Type Securities Other Than Stock can be listed at IDX upon fulfilment of the following requirements:
  - The new issued shares shall have similar classification as the main share;
  - The theoretical price of share resulted from the issuance of the new share at least Rp100 (one hundred Rupiah);
  - The theoretical price shall be calculated in accordance with average closing price of the shares of the relevant Listed Company for 25 (twenty five) consecutive Exchange Days at the Regular Market prior to the Listed Company advertises an announcement concerning the summons of the General Meeting of Shareholders of the Listed Company with an agenda concerning the Stock Split, issuance of a bonus share and/or dividend share, or issuance of Equity-Type Securities Other Than Stock.
- The listing of Additional shares derived from the Capital Increase Without Pre-emptive Rights excluding ESOP/MSOP can be listed at IDX upon fulfilment of the following requirements:
  - The exercise price of the new issued share shall at least equal to the average closing price of the shares of the relevant Listed Company for 25 (twenty five) consecutive Exchange Days at the Regular Market prior to the Listed Company advertises an announcement concerning the summon of the General Meeting of Shareholders of the Listed Company with agenda concerning the Capital Increase Without Pre-emptive Rights;
  - The newly issued stocks shall be common stocks which have the same right as a common stock of the Listed Company which has already been listed at IDX;
  - The newly issued stocks cannot be traded at IDX at



least 1 (one) year as of it is listed, with a purpose of protecting the interest of non-controlling shareholders.

- The listing of Additional shares derived from Employee Stock Option Program (ESOP) and Management Stock Option Program (MSOP) can be listed at IDX upon fulfilment of the following requirements:
  - The implementation period of ESOP/MSOP is no more than twice in a year. The plan of the ESOP/MSOP implementation must be reported to IDX 5 (five) Exchange Days before the date of the ESOP/MSOP implementation.
  - The price of the ESOP/MSOP implementation should be at least 90% of the average closing price of the Listed Company's share, during 25 (twenty-five) consecutive Exchange Days in the Regular Market, before reporting to IDX.
  - The ESOP/MSOP has been approved by the General Meeting of Shareholders which agenda regarding the ESOP/MSOP.
- A Listed Company intending to list its warrants must fulfil the following requirements:
  - The warrants shall be issued by the Listed Company whose shares have been listed at IDX;
  - Each warrants which will be listed gives rights to its holder to purchase at least 1 (one) share;
  - The exercise price of warrants shall be determined at a maximum 125% (one hundred twenty five percent) of the closing price on the day the issuance of warrants is resolved by the General Meeting of Shareholders of the Listed Company.

### Transfer of Listing Board

Transfer of Board from the Development Board to the Main Board is possible. The requirements of the transfer are as follows:

- The company has not made any changes to its core business, at least during the last 36 (thirty-six) months.
- The Audited Financial Statement obtain an Unqualified Opinion for the last 2 (two) financial years.
- The company has Net Tangible Asset at least Rp100 billion.
- The company is not exposed under a condition and or occurrence and or lawsuit/legal case which has materially adverse effect to the going concern of the Listed Company.

Procedures for the transfer:

- IDX has authority to transfer from the Development Board to the Main Board after evaluate the fulfillment of the requirements.
- The transfer of board is conducted by IDX every May.
- The transfer of board becomes effective once it is announced.

### Listing Requirement for ETF

- The Registration Statement submitted to OJK has become effective;
- Listing proposal submitted by Investment Manager;
- Minimum initial value of Rp5 billion and maximum as stated in the prospectus;

- Pay listing proposal registration fee of Rp10 million.

### Listing Requirement for ABS

- The Registration Statement submitted to OJK has become effective;
- Audited ABS financial report with minimum of unqualified opinion;
- Rating of securities with minimum grade of BBB- (investment grade);
- Listing proposal submitted by investment manager.

### Listing Requirement for REIT

- The Registration Statement submitted to FSA has become effective;
- Minimum initial value of Rp50 billion;
- Minimum units owned by controller unit holders at least 75% from unit issued.
- Minimum 100 unit holders.
- Pay listing proposal registration fee of Rp10 million.

## LISTING FEE

### Initial Listing Fee (ILF) for Stock Listing

- The Initial listing fee is fixed at Rp1 million for each multiplication of Rp1 billions of company's stock capitalization, in condition as follows:
  - For prospective company which is going to be listed on Main Board, the minimum ILF is at Rp25 million and the maximum is at Rp250 million.
  - For prospective company which is going to be listed on Development Board, the minimum ILF is at Rp25 million and the maximum is at Rp150 million.
  - This ILF is also applicable for relisting company
- In calculating company's stock capitalization, if the multiplication of the its value resulting less than Rp1 billion, it shall be rounded up to Rp1 billion.
- In calculating ILF, the stock price used to calculate prospective company's stock capitalization shall be as follows:
  - For an Issuer, it shall be calculated in accordance with the initial offering price.
  - For a Public Company, it shall be calculated in the accordance with a fair price determined by an independent party.
  - For a relisting company, it shall be calculated in accordance with a fair price which is determined by an independent party or last price of the company's shares during the delisting from IDX, whichever is higher.

### Annual Listing Fee (ALF) for Stock Listing

- ALF fee is determined to be Rp500,000 for each multiplication of Rp1 billion of the amount of company's recent stock capitalization and at minimum of Rp50 million and at maximum of Rp250 million.
- In calculating company's stock capitalization, if the multiplication of the its value resulting less than Rp1 billion, it shall be rounded up to Rp1 billion.

## Listing Requirement for Stocks and Bonds

No.	Requirements for Stocks	Requirements for Bonds
1.	Legal Entity in the form of Limited Liability Company (Perusahaan Terbatas, "PT")	A Legal Entity
2.	The Registration Statement submitted to Financial Services Authority (OJK) has become effective	
3.	Not applicable	<ul style="list-style-type: none"> <li>▪ Rating of securities with minimum grade of BBB- (investment grade)</li> <li>▪ Minimum equity of Rp20 billion</li> <li>▪ Having been in operation for at least 3 (three) years</li> <li>▪ Generated profit for recent 1 year period</li> <li>▪ Audited financial report with minimum of qualified opinion</li> </ul>
4.	<p>Comply with Requirement of Chain Listing. If the Prospective Listed Company is a subsidiary or a holding company of the Listed Company, then:</p> <ul style="list-style-type: none"> <li>▪ Upon termination of affiliation between a prospective Listed Company and a Listed Company, each company can continue to perform its operational activity pursuant to the appraisal of an independent party</li> <li>▪ Pursuant to the proforma Financial Statement of a Listed Company, without having consolidated with the Financial Statement of the Prospective Listed Company, can fulfill the listing requirement</li> <li>▪ Pursuant to the proforma Financial Statement of the Prospective Listed Company, without being consolidated with the Financial Statement of the Listed Company, can fulfill the listing requirement</li> </ul>	Not applicable
5.	A minimum of 30% of the Board of Commissioners should be comprised of Independent Commissioners, who may be appointed during the Company's General Shareholders' Meeting that is conducted just prior to the Company's listing. Such an appointment may become effective once the Company's listing is finalized	<ul style="list-style-type: none"> <li>▪ If the Board of Commissioners consist of 2 (two) persons, a minimum of 1 of the Board of Commissioners should be comprised of Independent Commissioners</li> <li>▪ If the Board of Commissioners consist of more than 2 (two) persons, a minimum of 30% of the Board of Commissioners should be comprised of Independent Commissioners</li> </ul>
6.	<p>A minimum of 1 unaffiliated Director of the Board of Directors. Unaffiliated Director is a Director who fulfills the following criteria:</p> <ul style="list-style-type: none"> <li>▪ Unaffiliated with any of the Controlling Shareholders of the Listed Company at least 6 months prior to the appointment.</li> <li>▪ Unaffiliated with any Commissioners or Members of the Board of Directors of the Listed Company.</li> <li>▪ Does not hold any positions as a Director in any other companies.</li> <li>▪ Unaffiliated with any of the capital market supporting institutions or professions that rendered services to the Listed Company, at least within 6 months prior to the appointment.</li> </ul> <p>This Director may be appointed during the Company's General Meeting of Shareholders, prior to the Company's listing. Such an appointment may become effective once the Company's listing is finalized.</p>	Not applicable
7.	The Company should have already appointed an Audit Committee. A prospective Listed Company that have not yet been appointed an Audit Committee is obliged to declare in a written statement, that an Audit Committee would be appointed no later than 6 months after the Company's listing at IDX.	
8.	The Company should have established an Internal Audit Unit.	
9.	The Company should have already appointed a Corporate Secretary.	
10.	The minimum nominal value of a prospective Listed Company's shares is Rp100 (one hundred rupiah) or if no nominal value then the initial price should be at least Rp100 (one hundred rupiah).	Not applicable
11.	The Underwriters who assist the Issuer to conduct IPO should have prepared full commitment underwriting agreement subject to bookbuilding result.	Not applicable
12.	<p>The Directors and the Commissioners should have:</p> <p>Have a good character, moral and integrity and legally competent;</p> <ul style="list-style-type: none"> <li>▪ Within 5 (five) previous years before appointed: <ul style="list-style-type: none"> <li>- Have never been declared bankrupt;</li> <li>- Have never been the director or commissioner who were responsible for causing a company to go bankrupt;</li> <li>- Have never been convicted of a criminal offense that inflict the country's financial and / or relating to the financial sector loss; and</li> </ul> </li> <li>▪ Have never been the director or commissioner who were responsible for causing problem during his/her tenure.</li> <li>▪ Have committed to comply with laws and regulations; and</li> <li>▪ Have knowledge and/or expertise in the required field of Public Company.</li> </ul>	Not applicable

## Listing Boards Requirement for Stocks Listing

Requirements	Main Board	Development Board								
Registration Fee for the listing application	Rp25 million									
General Listing requirements	Fulfill									
Operation period (in the same business core)	3 full consecutive years (36 months)	1 full consecutive years (12 months)								
Audited Financial Report	The covering period is 3 years	12 months								
Audit opinion of Financial Report	Standard Unqualified Opinion, for the last 3 financial years plus the latest interim Audited Financial Statement	Standard Unqualified Opinion for the last financial year Audited Financial Statement								
Net Tangible Asset	Rp100 billion	Rp5 billion								
Operating Income	Generate Operating Profit for last financial year	For a Prospective Listed Company which is suffering an operating loss or having negative profit or conducting its operation for less than 2 years, must : <ul style="list-style-type: none"> <li>Generate operating profit and net profit in financial projection at the end of the last 2nd financial year of the listed date.</li> <li>For the prospective Listed Company whose nature of business needs more time to reach a break even point (infrastructure, hard plants plantation, concession of the Forest Management Rights or Industrial Plantation, or line of business which relates to the public services), it should obtain operating profit and net profit at the 6th financial years maximum.</li> </ul>								
Shares owned by the non-controlling and non-substantial shareholder after IPO	At least 300 million shares	At least 150 million shares								
Minimum percentage of paid-up capital to be owned	<table border="1"> <thead> <tr> <th>Equity Value, bn IDR</th> <th>Ownership Percentage</th> </tr> </thead> <tbody> <tr> <td>&lt; 500</td> <td>20%</td> </tr> <tr> <td>500 - 2,000</td> <td>15%</td> </tr> <tr> <td>&gt; 2,000</td> <td>10%</td> </tr> </tbody> </table>		Equity Value, bn IDR	Ownership Percentage	< 500	20%	500 - 2,000	15%	> 2,000	10%
Equity Value, bn IDR	Ownership Percentage									
< 500	20%									
500 - 2,000	15%									
> 2,000	10%									
Number of shareholders who has security account	1,000 shareholders	500 shareholders								

## Additional Listing Boards for Mineral and Coal Mining Requirement for Stocks Listing

Requirements	Production & Selling Stage		Production, not yet Selling Stage	
	MB	DB	MB	DB
Net Tangible Assets and Deferred Exploration Costs	Rp100 billion	Rp5 billion	Rp100 billion	Rp5 billion
Having Mining Production Operation Permit land use/utilization permit, and other permits related to the mining business from the relevant authorities	•	•	•	•
Having minimum 1 (one) Director of Operation	•	•	•	•
Having proven reserves and probable reserves based on the Report of the Competent Person	•	•	•	•
Having a Clear and Clean Certificate or other equivalent document on the mining permit from the Directorate General of Mineral and Coal or any other authorized agency stipulated by the Government of the Republic of Indonesia	•	•	•	•
Having a Feasibility Study signed by the Competent Person	–	–	•	•
Having a statement from the Competent Person about all data are still valid and relevant	–	–	•	•
Having a permit to carry out the production operation stage from the relevant authorities	–	–	•	•
Have obtained operating profits and net profits at the end of the 4th (fourth) financial year after having been listed	–	–	•	•
Having a Business Feasibility Study Report signed by the Appraiser registered in the OJK	–	–	•	•
Having a work plan and budget for the implementation of mineral or coal mining business which has been submitted to the relevant authorities.	–	–	•	•

MB: Main Board, DB: Development Board

### Listing Fee for Additional Shares

- Listing fee of additional shares including those conducted by a Pre-Listing is fixed at Rp1 million for each multiplication of Rp1 billion of company's stock capitalization, and at least Rp10 million and at maximum of Rp150 million.
- In calculating the company's stock capitalization:
  - If the multiplication of its value resulting less than Rp1 billion, it shall be rounded up to Rp1 billion.
  - Stock price that used in calculating the company's stock capitalization is closing price at the Regular Market one Exchange Day prior to the date of approval of the additional shares listing.

### Payment of Listing Fee of Stocks

- Initial Listing Fee shall be imposed one time to the Prospective Listed Company, and shall be paid at the latest 2 (two) Exchange Days prior to the stipulated listing date.
- Annual Listing Fee must be paid in advance for a period of 12 months as of January to December, and shall be received by IDX at the latest at the end of business day on January, with an exception for a Listed Company which has recently been listed:
  - Annual Listing Fee shall be proportionally calculated, as the month of the initial listing is conducted to December in relevant year.
  - Payment of the Annual Listing Fee shall be conducted together with Initial Listing Fee at the latest 2 (two) Exchange Days prior to the proposed Listing date.
- Listing fee shall be subjected to tax in accordance with the prevailing tax provisions.
- Listing fee of additional shares must be paid to IDX at the latest 1 (one) Exchange Day prior to the date of the intended listing.
- Late payment of Initial Listing Fee and Annual Listing Fee shall be subject to 2% penalty per month which proportionally calculated in accordance with the total days late of the total outstanding.

### Listing Fee for Bonds and ABS

- Initial Listing Fee:
  - 0.025% of the nominal value that up to Rp200 billion, with a minimum fee of Rp10 million.
  - 0.024% of the nominal value more than Rp200 billion to Rp400 billion.
  - 0.023% of the nominal value more than Rp400 billion to Rp600 billion.
  - 0.022% of the nominal value more than Rp600 billion with a maximum fee of Rp150 million.
- Annual Listing Fee:
  - 0.025% of the nominal value that up to Rp200 billion, with a minimum fee of Rp10 million.
  - 0.024% of the nominal value more than Rp200 billion to Rp400 billion.
  - 0.023% of the nominal value more than Rp400 billion to Rp600 billion.
  - 0.022% of the nominal value more than Rp600 billion with a maximum fee of Rp150 million.

### Listing Fee for ETF

- Initial listing fee of Rp25 million.
- Annual listing fee of Rp25 million.

### Listing Fee for REIT

- Initial Listing Fee:
  - ILF fee is fixed at Rp250,000 for each multiplication of Rp1 billion of Net Asset Value (NAV), the minimum ILF is at Rp25million and maximum Rp150 million.
  - In calculating the NAV, the multiplication of NAV which is less than Rp1 billion shall be rounded up to Rp1 billion.
- Annual Listing Fee:
  - ALF is fixed at Rp125,000 for each multiplication of Rp1 billion of the total NAV, at minimum of Rp25 million and maximum of Rp100 million.
  - In calculation of ALF, if the multiplication of paid-up capital resulting less than Rp1 billion, it shall be rounded up to Rp1 billion.

## SECURITIES REGISTRATION IN INDONESIAN CENTRAL SECURITIES DEPOSITORY (KSEI)

### Preliminary Application for Securities Registration (Before Getting Effective Statement from OJK)

Referring to KSEI Regulation Chapter II Securities Registration in KSEI, simultaneously with registration to IDX, the issuer must do the following steps:

- Issuer submits an application for the purpose of securities registration. Issuer also obligated to sign on Agreement of Securities Registration in KSEI standard contract, attached with supporting documents which KSEI required.
- For the purpose of securities listing on IDX, the issuer should attach supporting documents consisting of:
  - Articles of Association and amendments thereof, including the Reestablishment Act of the Structure of the Board of Directors and Board of Commissioners;
  - Copy of Agreement with Registrar or Registered Company's Power of Attorney for Registrar to conduct Securities administration in Collective Custody (if applying a Registrar's service);
  - Copy of Tax Registration Card (NPWP);
  - Copy of Certificate of Domicile;
  - Letter of Appointment and power of attorney for functionaries or officers appointed by the applicant to handle matters with KSEI;
  - Specimen of company seal, signature and approval marks of the functionaries or officers appointed and delegated authority by the applicant;
  - Other documents required by KSEI.
- If the application is approved, the company can execute an Agreement of Securities Registration in KSEI.
- The Agreement of Securities Registration in KSEI become one of the requirement to complete checklist

of document in the Registration Statement to OJK and it will be submitted to OJK.

### Application for Securities Registration (After Getting Effective Statement from OJK)

Following the acceptance of the registration statement by OJK, the next step is to conduct a public offering (primary market) by the issuer and the underwriter. Here are several steps to complete the securities registration in KSEI.

- Once the Registration Statement submitted to OJK has become effective, issuer must submit additional information and supporting documents to KSEI;
- KSEI will announce securities registration number in their website;
- The securities are registered and ready for trading;
- Registration for securities in Public Offering process must be made by no later than 25 (twenty five) Exchange Days prior to the distribution date of such Securities;
- Securities Issuer is obligated to issue a securities registration confirmation under the name of KSEI for the benefit of the Account Holder for the total amount of securities deposited in KSEI, using a template provisioned by KSEI;
- It is compulsory that delivery of securities registration confirmation under the name of KSEI and other reports regarding securities in the safekeeping of KSEI by Securities Issuer be made through C-BEST system;
- KSEI will deliver a report regarding the ownership of securities in safekeeping of KSEI to Securities Issuer for the purpose of Corporate Action distribution or other necessities through C-BEST, unless otherwise determined by ICSD;
- Registered Company has made amendments to its Articles of Association, incorporating Collective Custody in compliance with prevailing laws governing the Capital Market;
- The Registrar appointed by Registered Company which conduct securities administration in KSEI, is obligated to sign an agreement with KSEI concerning the Registrar's intention to abide by rules provisioned by KSEI regarding Securities Administration Process in KSEI;
- In the event that the Registered Company has changed or substituted the Registrar, the Registered Company is obligated to deliver a written notification to KSEI by no later than 1 (one) Business Day prior to the effective date of the change or the substitution. The Registered Company is responsible for the activities and information obtained and or required either by the former Registrar to be substituted or by the new Registrar in accordance with the securities administration management of the Registered Company.

### Securities Registration Fee

- Securities Issuer is obligated to pay securities registration fee consisting of joining fee, annual fee and other fees as stated in the List of Service Fees of KSEI.
- Conditions regarding the securities registration fee:
  - Payment of Securities Registration's initial fee and annual fee for the first year is to be made simultaneously. A Securities Issuer having paid joining fee for the registration of a certain securities will no longer be charged a joining fee for the registration of any other securities in KSEI in the

future. Payment of annual fee must be made on the January of every consecutive year;

- A Securities Issuer registering Securities along the duration of the current book-year is obligated to pay an annual fee proportionally calculated from the month when registration is made in C-BEST until the December of the current year;
- Payment of Securities Registration fee must be deposited into an account determined by KSEI by no later than 15 (fifteen) Calendar Days following receipt of invoice from KSEI;
- In the case a Securities Issuer defaults on payment of Securities Registration fee on due date, the concerned Securities Issuer will be imposed a fine for late payment according to the List of Service Fees which is an inseparable part of this Rule.

### Issuer Listing Fee

Type	Fee	Information
Joining Fee	Rp15 million	<ul style="list-style-type: none"> <li>▪ Charged once at the time the Securities Issuer registered its securities for the first time at KSEI, which is after the execution of the Securities Registration Agreement at KSEI.</li> <li>▪ Securities Issuer who has been charged with and paid joining fee will no longer be charged with joining fee if in the future it registers other type of Securities or if the Securities registered by the Securities Issuer have matured.</li> </ul>
Annual Fee	Rp10 million	<ul style="list-style-type: none"> <li>▪ Charged for every type of Securities registered by the Securities Issuer at KSEI. For Debt Securities and Sharia Bonds consisting of several Series, they will be calculated per Series of Debt Securities and or Sharia Bond being registered.</li> <li>▪ The first charge will be made after the execution of the Securities Registration Agreement which will be calculated proportionally, afterward the charging will be made at the beginning of every year on which the Securities are still registered at KSEI.</li> </ul>

## REGISTRATION STATEMENT TO FINANCIAL SERVICES AUTHORITY (OJK)

### Registration Statement to OJK

Referring to OJK Regulation number IX.A.1 about General Requirements Regarding Submission of a Registration Statement and number IX.A.2 about Registration Procedures for Public Offering, after fulfilling the administrative requirements, the Issuer should proceed with following

steps:

- The issuer submits an application of Registration Statement to OJK (1st Registration) and pays the registration fee for the Registration Statement application (Based on OJK Rule No. 3/POJK.02/2014);
- After receiving all required documents, OJK will evaluate the application based on the following criteria:
  - Completeness of documentation;
  - Adequacy and clarity of information for these 3 (three) major aspects: Business Aspects, Financial Aspects and Legal Aspects;
- In the process, OJK could asking for explanation or additional information/documents through comment from OJK. It should be fulfil in 10 days after FSA request. If a company could not fulfil in 10 days, the application will be consider discontinue;
- Issuer accompanied by all Capital Market Supporting Professions & Institutions have to answer and clarify all the comments from OJK before the times is due, then submit the document of responses or additional information for comments from OJK through 2nd registration;
- OJK will evaluate the document for responses or additional information from the Issuer and they could asking verbally for more explanation or additional information/documents to the Issuers and all Capital Market Supporting Professions & Institutions;
- After OJK finished evaluating the Registration Statement and approved all the information that already complete, then OJK will announced or published permit for the Issuer to conduct a public offering and published abridged prospectus pursuant to OJK Rule number IX.C.1. in the public newspaper;
- The summary or preliminary prospectus shall not be announced or published before OJK release publication permit (including Public Expose). If there is no response from OJK within 45 days, the registration statement is automatically declared effective;
- After book building period (7 working days  $\leq$  x  $\leq$  21 working days after the Issuer published abridged prospectus in the public newspaper) which ends the public offering process, the Issuer accompanied by all Capital Market Supporting Professions & Institutions have to submit the final Registration Statement to OJK completed with share price, total proceeds and all final information in the prospectus & others document through 3rd Registration;
- OJK will evaluate additional information about the final structure of public offering and if its already cleared, FSA will gives Effective Statement to the Issuer;

### Complete the Registration Statement

Following the effectiveness of the registration statement by OJK, the next step is to conduct a public offering (primary market) by the issuer and the underwriter. Here are several steps to complete the documentation for Registration Statement in OJK:

- Once the Registration Statement submitted to FSA has become effective, issuer must submit additional information and supporting documents to FSA;
- The securities are ready to be listed and traded.

## REPORTING REQUIREMENTS

Periodical reports and incidental reports both to OJK and IDX. All reports will be immediately published through electronic reporting system.

### Reporting Requirements for Stock & Bond Listing Company

Listed Companies, ETFs and REITs are required to submit periodical reports and incidental reports both to OJK and IDX. All reports will be immediately published through electronic reporting system. Investors can obtain the reports directly from IDX website. Every reports must be sent in the forms of printed original copy and Electronic Document (pdf. file format).

#### Periodical Reports Requirement and Schedule

Reports	Stocks	Bonds
<b>Financial Reports</b>		
Annual Financial Statement	At the end of the 3 <sup>rd</sup> month after the date of the Annual Financial Statement	
Quarterly & Mid-year financial statement	<ul style="list-style-type: none"> <li>▪ Unaudited: at the latest 1 month after the date of the Financial Statement;</li> <li>▪ Limited Review: at the latest 2 months after the date of the Financial Statement;</li> <li>▪ Audited: 3 months after the date of the Financial Statement (for Bonds &amp; Sukuk Issuer, 1<sup>st</sup> and 3<sup>rd</sup> Quarter Report are not mandatory)</li> </ul>	
Advertised Annual and Mid-Year financial statement	At least in 1 (one) widely circulating national newspaper	
<b>Annual Reports</b>	Maximum 4 months after end of year book	Maximum 5 months after end of year book for Debt Issuing Company
<b>Other Reports</b>		
Exploration Report For Mining Company or Listed Company which has subsidiary in the mining industry	Monthly. At the latest of the 12 <sup>th</sup> day of the following month	Not applicable
Use of funds resulting from public offering Report	Quarterly, submitted to OJK and IDX by the 15 <sup>th</sup> day of the following month.	
Convertible Bond, Warrant and other converted stocks	Periodically, after the conversion	Not applicable
Corporate Action	The following exchange day after the listed company has decided to take such actions	
Rating Update Report	Not applicable	At least 14 <sup>th</sup> days after rating period started

#### Incidental Reports Requirement and Schedule

Reports	Stocks	Bonds
Each important and relevant event	As soon as possible, after the occurrence of the events	

Amendment to the Articles of Association	At the latest on the following exchange day after the report of the amendment to the articles of association
Plan for General Meeting of Share/Bond Holders	The same Exchange Day as the advertisement
Change in Corporate Secretary, Public Accountant and Security Administration Buerau	Within 2 Exchange Days after the changes

Replacement of Custody	Maximum 5 (five) exchange days after changing
Replacement Investment Manages by OJK	Maximum 2 (two) exchange days after replacement request letter from OJK
Resignation of Investment Managers	<ul style="list-style-type: none"> <li>▪ Resignation Plan : Maximum 60 (sixty) exchange days before resignation date</li> <li>▪ Resignation Letter : Maximum 2 (two) exchange days after resignation date</li> </ul>

### Public Expose for Stock Listing Company

Public Expose	Schedule
Annual Public Expose	At least once a year . Public expose can be held on the same day as the General Shareholders' Meeting.
Submission of the annual public expose plan	At the latest 10 (ten) Exchange Days before the date of the Public Expose held
Submission of the annual public expose materials	At the latest 3 (three) Exchange Days before the date of the Public Expose held
Submission of the Public Expose Reports to IDX	At the latest 3 (three) Exchange Days after the date of the Public Expose held

### Reporting Requirements for ETF

Reports	Schedule
<b>Daily Reports</b>	
Daily Net Asset Value	
Daily Portfolio Composition	
Number of Traded Unit of Participation	Every trading day at 16.30
Changes of names and numbers of Participant Dealers	
<b>Monthly Report</b>	5 (fifth) trading day in the following month
<b>Annual Report</b>	Maximum 3 months after the anual financial statement date ended
<b>Incidental Report</b>	As soon as possible, after the occurrence of the events

### Reporting Requirements for ABS (1)

Reports	Schedule
<b>Periodical Reports</b>	
Annual Financial Statement	Audit Statement : At the latest 3 months after the end of fiscal year
Mid-year financial statement	Unaudited: at the latest 1 month after the end date of the half of fiscal year
Monthly Report	Monthly base
Investment Managers Annual Financial Statement	Audited statement by the end of the third month after the date of Annual Financial Statement

### Reporting Requirements for ABS (2)

Reports	Schedule
<b>Incidental Reports</b>	

### Reporting Requirements for REIT

Reports	Schedule
<b>Mothly Net Asset Value</b>	<b>5 (five) days in the following month</b>
<b>Annual Report</b>	<b>Maximum 3 (three) months after end of year book</b>
<b>Incidental Report</b>	
Changes of Portfolio Composition	
Announcement of General Meeting result	
Changes of Contact Invesment Scheme or other agreements	2 day after the occurrence of the events
Planning of divestment or acquisition of real estate's asset	
Resignation or replacement of investment manager or custody or special purpose company	
Proof of publication regarding to General Meeting	In the same day of publication
Schedule of dividend payment	2 day after dividend determined
Changes unitholder which own 5% or more	15 days in the following month

### IDX e-Reporting System

In December 2007, IDX implemented a new system called IDX e-Reporting or IDXnet. The system is an electronic-based reporting system to accommodate monitoring and communication activities between IDX and the Listed Companies. The new version of IDXnet commenced in March 2013, accommodate all type of Issuer and instruments (including Stocks, Bonds, ETF, and ABS).

The purposes of IDX e-Reporting & Monitoring implementation are:

- Any information submitted to IDX e-Reporting will be simultaneously published on-line in IDX Website;
- As a facility for Listed Companies to keep track of their reporting historical files;
- As a facility for IDX to monitor the reporting fulfilment of the Listed Companies;
- As a facility for IDX to submit electronic letters to the Listed Companies.

## STOCK SUSPENSIONS AND SANCTIONS

### Stock Trading Suspensions

IDX can suspend shares and bonds of the Listed Company for the following reasons:

- The Listed Company's audited financial statements receive a Disclaimer Opinion for 2 (two) consecutive years or 1 (one) year Adverse Opinion. In this situation, the Listed Company must submit a written explanation to IDX, detailing the reasons behind the audit opinions;
- The Listed Company is declared bankrupt by its creditors, or the Listed Company voluntarily requests a Suspension of Debt Payment;
- The Listed Company fails to properly disclose important and relevant information, which may have materially significant impacts on share prices and investment decisions;
- The shares of the Listed Company show the following behaviour: the share price significantly increasing or decreasing, or, the shares indicating irregular trading patterns.

### Sanctions for Stock & Bond Listing Company

- There are sanctions for any violations of IDX Regulations. The hierarchy of the sanctions are as follows:

Level	Stocks	Bonds
1	First written warning	
2	Second written warning	
3	Third written warning	
4	Fine, at the highest Rp500 million. The fine must be deposited to IDX account at the latest 15 calendar days after the sanctions is imposed	Fine, at the highest Rp10 million.
5	Temporary suspension of shares trading	

- For the Listed Company who fails to submit the Financial Reports on time, there are several stages of warning before sanctions:

Level	Stocks	Bonds
1	First written warning, for the first 30 days overdue	First written warning, for the first 3 days overdue
2	Second written warning and Rp50 million fine, for the second 30 days overdue	Second written warning, for the 15 days overdue after First written warning
3	Third written warning and an Rp150 million additional fine, for the third 30 days overdue	Third written warning for the 15 days overdue after Second written warning
4	Temporary trading suspension may be imposed after 90 days overdue.	Temporary trading suspension may be imposed after 15 days overdue after Third written warning

### Sanctions for ETF

- Written warning to the Investment Manager who fails to meet the fee obligation;
- Temporary trading suspension for mutual fund that fails to submit the reporting requirements;
- Delisting of ETF.

### Sanctions for ABS

- Written warning;
- Fine with maximum amount of Rp10 million;
- Temporary trading suspension for ABS.;
- Delisting of ABS.

### Sanctions for REIT

- Written warning;
- Fine;
- Temporary trading suspension for REIT.

## SECURITIES DELISTING

### Stocks and Bonds Delisting

- Delisting could be occurred due to :
  - Listed company submitted delisting application to IDX (Voluntary Delisting);
  - Listed company violate IDX regulation (Forced Delisting);
  - Maturity of bonds or sukuks, put or call option exercised and converted/exchanged to other securities, or early repayment;
- The requirements for voluntary delisting:
  - Only for the Listed Companies who have been listed for at least 5 years and approved by the General Meeting of Shareholders;
  - If there are minority shareholders which are disapprove the plan at the General Meeting of Shareholders, the Listed Company or the representative must buy the shares from the minority shareholders who disapprove the plan at least at the highest price based on one of these prices: par value, the highest price at regular market for the past 2 years before the date of the General Meeting of Shareholders, or fair value based on the independent party valuation (registered in OJK) appointed by the listed company (buyer) and approved by the General Meeting of Shareholders;
  - For bonds and sukuks, Listed Company must have had approval from a General Meeting of Bondholders, and had fulfilled all their obligations to IDX.

### ETF Delisting

- ETF fails to meet listing requirements;
- Investment Manager fails to meet the reporting requirements in 30 (thirty) trading day;
- Investment Manager fails to meet annual fee obligation after 3 (three) months overdue.

### ABS Delisting

- Delisting application submitted by the Investment Manager because of:
  - Early repayment;
  - The nominal value of the securities decrease as low as 5% from first listed or the amount of the securities are Rp1 billion or less;
  - The delisting of shares by IDX in line with IDX regulation.

### REIT Delisting

- FSA has cancelled the effective of The Registration



Statement;

- Dismissal and liquidation of REITs;
- Trading suspension in line with IDX regulation at least 12 month respectively;
- The application which is submitted by investment manager.

### Voluntary Delisting Procedures

Listed Company must submit the delisting plan to IDX before publishing it to the public. The plan should include any reasons and purposes of the delisting, and the buyback plan include the stocks buyers and the estimated prices for stock buyback.

### Forced Delisting Procedures

For Forced Delisting, the procedure are as follows:

- If a Listed Company meets at least one of the delisting criterias, then IDX will held hearing session with the Listed Company.
- If IDX decided to delist the Company, then:
  - IDX notifies the Listed Company to delete the listing of its shares, including the time schedule, on the same exchange day when the decision to delete is made, then copied CC to OJK.
  - IDX announces the decision to delete a Listed Company's shares, including the time schedule. Following this decision, the announcement shall be conducted on the latest at the commencement of the session one of the next exchange day.
  - If necessary, IDX may suspend the trading of the shares of the Listed Company. The suspension will be for 5 exchange days since the date of the announcement of the suspension. Then, the shares of the Listed Company may be traded on IDX in a Negotiated Market for 20 exchange days since the date the suspension is terminated until prior of delisting date.
  - Delisting is valid effectively on the date of IDX Decision Letter and shall be announced at IDX.

### STOCK RELISTING

- Former delisted company, may submit an application for relisting of its shares at the earliest 6 (six) months after delisting.
- Generally, all of the requirements and the procedures for relisting are the same as those for the listing. Thus application for relisting will be treated in the same way as an application for the listing of new shares.

## Stocks Initial Public Offering and Relisting in 2015

No.	Code	Company Name	Established Date	Shares, '000	IPO Price, IDR	Listing Date	Par Value, IDR	Lead Underwriter	Business
1.	BBYB	Bank Yudha Bhakti Tbk.	19-Sep-89	300,000	115	13-Jan-15	100	PT Semesta Indovest	Banking
2.	MIKA	Mitra Keluarga Karyasehat Tbk. [S]	03-Jan-95	261,913	17,000	24-Mar-15	100	PT Kresna Graha Sekurindo Tbk.	Public Health Services (Hospitals)
3.	KOPI <sup>r</sup>	Mitra Energi Persada Tbk.	24-Apr-81	-	395	04-May-15	14,750 & 472 & 177	-	Energy
4.	PPRO	PP Properti Tbk. [S]	12-Dec-13	4,912,346	185	19-May-15	100	PT CLSA Indonesia, PT Danareksa Sekuritas, PT Bahana Securities, PT Mandiri Sekuritas, PT CIMB Securities Indonesia	Services, Developer, and Trading
5.	DMAS	Puradelta Lestari Tbk. [S]	12-Nov-93	4,819,811.1	210	29-May-15	100	PT Macquarie Capital Securities Indonesia, PT CLSA Indonesia, PT Sinarmas Sekuritas	Industrial, residential, and commercial developer.
6.	MMLP	Mega Manunggal Property Tbk.	23-Aug-10	1,714,285	585	12-Jun-15	100	PT Indo Premier Securities	Logistic property developer and provider
7.	MDKA	Merdeka Copper Gold Tbk.	05-Sep-12	419,650	2,000	19-Jun-15	100	PT Indo Premier Securities, PT Bahana Securities	Mining of gold, silver, copper, and other associated minerals
8.	BUKK <sup>r</sup>	Bukaka Teknik Utama Tbk	25-Oct-78	-	590	29-Jun-15	388	-	Construction contract electrical transmission, energy and bridge
9.	BOLT	Garuda Metalindo Tbk. [S]	15-Mar-82	468,750	550	07-Jul-15	100	PT RHB OSK Securities Indonesia	Automotive tools, components, and sub-components (nuts and bolts)
10.	ATIC	Anabatic Technologies Tbk. [S]	01-Nov-01	375,000	700	08-Jul-15	100	PT Bahana Securities	IT system consultant, integration and management.
11.	BIKA	Binakarya Jaya Abadi Tbk.	28-Nov-07	150,000	1,000	14-Jul-15	100	PT RHB OSK Securities Indonesia	Property construction and development, investment, trading, manufacture, services and land transportation
12.	BBHI	Bank Harda Internasional Tbk.	21-Oct-92	800,000	125	12-Aug-15	100	PT Lautandhana Securindo	Banking
13.	VINS	Victoria Insurance Tbk.	11-May-78	376,000	105	28-Sep-15	100	PT Victoria Securities Indonesia (affiliated)	General Insurance
14.	MKNT	Mitra Komunikasi Nusantara Tbk. [S]	14-Jul-08	200,000	200	26-Oct-15	100	PT Minna Padi Investama Tbk.	Smartphone and gadget trading, phone credit seller
15.	DPUM	Dua Putra Utama Makmur Tbk. [S]	09-May-12	1,675,000	550	08-Dec-15	100	PT DBS Vickers Securities Indonesia, PT Sucorinvest Central Gani, PT BNI Securities	Industry, Fishery and Trading
16.	AMIN	Ateliers Mecaniques D'Indonesie Tbk. [S]	24-Mar-72	240,000	128	10-Dec-15	100	PT Panin Sekuritas Tbk.	Manufacturing and assembly of industrial machinery
17.	IDPR	Indonesia Pondasi Raya Tbk. [S]	21-Oct-77	303,000	1,280	10-Dec-15	100	PT Yuanta Securities Indonesia, PT Minna Padi Investama Tbk.	Construction of foundation, retaining walls, ground improvement, pile test, and others
18.	KINO	Kino Indonesia Tbk. [S]	08-Feb-99	228,571.5	3,800	11-Dec-15	100	PT Deutsche Securities Indonesia, PT Credit Suisse Securities Indonesia, PT Indo Premier Securities	Integrated consumer goods manufacture and distribution activities with product
TOTAL 2015				12,428,005.1					

Note w: with warrant, r: relisting

## Stocks Initial Public Offering and Relisting in January - June 2016

No.	Code	Company Name	Established Date	Shares, '000	IPO Price, IDR	Listing Date	Par Value, IDR	Lead Underwriter	Business
1.	ARTO	Bank Artos Indonesia Tbk.	01-May-92	241,250	132	12-Jan-16	100	PT Binaartha Parama, PT Erdikha Elit Sekuritas	Banking
2.	MTRA	Mitra Pemuda Tbk. [S]	21-Aug-80	170,000	185	10-Feb-16	100	PT Lautandhana Securindo	Construction
3.	MARI	Mahaka Radio Integra Tbk.	04-Jul-06	105,052.9	750	11-Feb-16	100	PT Trimegah Securities Tbk.	Investment, Consultant Services, Digital Media with Subsidiaries in the field of Radio
4.	BGTG	Bank Ganesha Tbk.	15-May-90	5,372,320	103	12-May-16	100	PT Indo Premier Securities	Banking
5.	POWR	Cikarang Listrindo Tbk.	28-Jul-90	1,608,716	1,500	14-Jun-16	200	PT Indo Premier Securities	Industrial power plant center, marketing and distribution of electric power
6.	SHIP	Sillo Maritime Perdana Tbk. [S]	01-Jun-89	500,000	140	16-Jun-16	100	PT Lautandhana Securindo, PT UOB Kay Hian Securities	Maritime
7.	DAYA	Duta Intidaya Tbk. [S]	16-Jun-05	478,041	180	28-Jun-16	100	PT Trimegah Securities Tbk.	Health & Beauty Product Retail
8.	JGLE	Graha Andrasenta Propertindo Tbk. [S]	15-Jun-88	2,300,000	140	29-Jun-16	100	PT Danatama Makmur	Developer and management of amusement parks as well as real estate/property developer
<b>TOTAL 2016 (June)</b>				<b>5,888,622.9</b>					

## Stocks Delisting in January 2015 - June 2016

No.	Code	Company Name	Established Date	Listing Date	Delisting Date	Number of Listed Shares	Last Price	Last Trade
1.	BAEK	Bank Ekonomi Raharja Tbk.	15-May-89	08-Jan-08	10-Sep-15	2,643,300,000	2,100	16-Feb-15
2.	UNTX	Unitex Tbk.	14-May-71	03-Dec-07	07-Dec-15	8,068,500	3,700	21-Oct-11

## Right Offerings in 2015

No.	Code	Company Name	Ratio	Shares Issued	Price, IDR	Fund Raised, mn IDR	Ex Date	Recording Date	
1.	BSWD	Bank of India Indonesia Tbk.	5 : 1	173,600,000	2,800	486,080	11-Dec-14	15-Dec-14	
2.	ARTI	Ratu Prabu Energi Tbk.	1 : 4	6,272,000,000	117	733,824	23-Dec-14	29-Dec-14	
3.	SUPR	Solusi Tunas Pratama Tbk.	125 : 54	343,165,024	7,000	2,402,155	30-Dec-14	05-Jan-15	
4.	MAYA	Bank Mayapada Internasional Tbk.	8 : 1	434,789,775	1,150	500,008	07-Jan-15	09-Jan-15	
5.	WOMF	Wahana Ottomitra Multiartha Tbk.	27 : 20	1,481,481,480	135	200,000	16-Feb-15	18-Feb-15	
6.	RELI	Reliance Securities Tbk.	1 : 1	900,000,000	445	400,500	30-Apr-15	05-May-15	
7.	WSKT	Waskita Karya (Persero) Tbk.	100,000 : 36,852	3,653,498,200	1,450	5,297,572	18-Jun-15	22-Jun-15	
8.	TOTO	Surya Toto Indonesia Tbk.	24 : 1	41,280,000	3,600	148,608	18-Jun-15	22-Jun-15	
9.	INPP	Indonesian Paradise Property Tbk.	100 : 337	8,623,168,132	325	2,802,530	22-Jun-15	24-Jun-15	
10.	CENT	Centratama Telekomunikasi Indonesia Tbk.	5 : 2	2,969,853,800	150	445,478	22-Jun-15	24-Jun-15	
11.	AHAP	Asuransi Harta Aman Pratama Tbk.	25 : 17	340,000,000	150	51,000	23-Jun-15	25-Jun-15	
12.	AGRO	Bank Rakyat Indonesia Agroniaga Tbk.	4 : 3	5,588,085,883	100	402,893	26-Jun-15	30-Jun-15	
13.	H DFA	Radana Bhaskara Finance Tbk	100,000 : 64,080	986,831,999	190	150,037	07-Jul-15	09-Jul-15	
14.	BIPP	Bhuwanatala Indah Permai Tbk.	100 : 54	1,994,661,150	140	229,237	03-Jul-15	07-Jul-15	
15.	MAYA	Bank Mayapada Internasional Tbk.	10 : 1	391,310,798	1,665	651,532	18-Sep-15	22-Sep-15	
16.	ADHI	Adhi Karya (Persero) Tbk	1,250 : 1,221	1,759,529,376	1,560	2,744,866	01-Oct-15	05-Oct-15	
17.	BCAP	MNC Kapital Indonesia Tbk.	15 : 2	551,474,960	1,500	827,212	05-Oct-15	07-Oct-15	
18.	BABP	Bank MNC Internasional Tbk.	5 : 2	6,012,931,227	100	405,626	05-Oct-15	07-Oct-15	
19.	ANTM	Aneka Tambang (Persero) Tbk.	310 : 471	14,492,304,975	371	5,376,645	16-Oct-15	20-Oct-15	
20.	HMSP	HM Sampoerna Tbk.	65 : 4	269,723,076	77,000	20,768,677	20-Oct-15	22-Oct-15	
21.	MAIN	Malindo Feedmill Tbk.	4 : 1	447,750,000	1,200	537,300	09-Nov-15	12-Nov-15	
<b>Total 2015</b>				<b>57,727,439,855</b>	<b>45,561,782.3</b>				

## Right Offerings in January - June 2016

No.	Code	Company Name	Ratio	Shares Issued	Price, IDR	Fund Raised, mn IDR	Ex Date	Recording Date
1.	AGRS	Bank Agris Tbk.	10 : 3	1,270,655,670	100	102,066	17-Dec-15	21-Dec-15
2.	BACA	Bank Capital Indonesia Tbk.	81 : 8	777,065,452	102	64,485	29-Dec-15	04-Jan-16
3.	GSMF	Equity Development Investment Tbk.	32 : 15	2,449,845,092	110	245,123	09-Feb-16	11-Feb-16
4.	EXCL	XL Axiata Tbk.	100 : 32	2,750,000,000	0	0	16-May-16	18-May-16
5.	SIPD	Sierad Produce Tbk.	100 : 46	400,000,000	1,000	399,992	05-Apr-16	07-Apr-16
6.	BLTZ	Graha Layar Prima Tbk.	3 : 1	110,000,000	8,560	941,600	02-Jun-16	06-Jun-16
7.	BSIM	Bank Sinarmas Tbk.	13 : 1	1,099,490,445	400	439,796	09-May-16	11-May-16
8.	BBYB	Bank Yudha Bhakti Tbk.	6 : 3	1,509,096,000	125	188,637	12-May-16	16-May-16
9.	EXCL	XL Axiata Tbk.	100 : 25	2,137,592,085	3,150	6,733,415	16-May-16	18-May-16
10.	BNLI	Bank Permata Tbk.	283 : 249	10,456,095,082	526	5,499,906	27-May-16	31-May-16
11.	CSAP	Catur Sentosa Adiprana Tbk.	5 : 2	1,158,015,120	425	492,156	03-Jun-16	07-Jun-16
12.	AALI	Astra Agro Lestari Tbk.	9 : 2	349,943,333	11,425	3,998,103	07-Jun-16	09-Jun-16
13.	ACST	Acset Indonusa Tbk.	5 : 2	200,000,000	3,000	600,000	09-Jun-16	13-Jun-16
14.	RMBA	Bentoel Internasional Investama Tbk.	36 : 145	29,161,131,250	480	13,997,343	10-Jun-16	14-Jun-16
15.	MCOR	Bank Windu Kentjana International Tbk.	100 : 154	11,260,539,938	100	1,126,054	30-Jun-16	11-Jul-16
16.	BINA	Bank Ina Perdana Tbk.	84 : 25	625,000,000	240	150,000	11-Jul-16	13-Jul-16
17.	BHIT	MNC Investama Tbk.	5 : 1	7,780,421,321	185	1,439,378	11-Jul-16	13-Jul-16
<b>Total 2016 (June)</b>				<b>73,494,890,788</b>		<b>36,418,053.2</b>		

## Government Bond New Issues, 2015

No.	Issues	Type	Listing Date	Mature Date	Volume, bn IDR	Interest	Tenure
1.	Surat Perbendaharaan Negara Seri SPN03150407	B	09-Jan-15	07-Apr-15	1,000	Diskonto	3 Months
2.	Surat Perbendaharaan Negara Seri SPN12160107	B	09-Jan-15	07-Jan-16	7,000	Diskonto	12 Months
3.	Sukuk Negara Seri PBS008	S	16-Jan-15	15-Jun-16	6,715	7.000%	18 Months
4.	Surat Perbendaharaan Negara Syariah Seri SPN-S14072015	B	16-Jan-15	14-Jul-15	1,000	Diskonto	6 Months
5.	Surat Perbendaharaan Negara Seri SPN03150504	B	06-Feb-15	04-May-15	1,000	Diskonto	3 Months
6.	Surat Perbendaharaan Negara Seri SPN12160204	B	06-Feb-15	04-Feb-16	4,000	Diskonto	12 Months
7.	Surat Perbendaharaan Negara Syariah Seri SPN-S 11082015	B	13-Feb-15	11-Aug-15	1,000	Diskonto	6 Months
8.	Surat Perbendaharaan Negara Seri SPN03150604	B	06-Mar-15	04-Jun-15	1,000	Diskonto	3 Months
9.	Surat Perbendaharaan Negara Seri SPN03150604	B	06-Mar-15	04-Jun-15	1,000	Diskonto	3 Months
10.	Surat Perbendaharaan Negara Seri SPN12160304	B	06-Mar-15	04-Mar-16	2,000	Diskonto	12 Months
11.	Surat Perbendaharaan Negara Syariah Seri SPN-S 11092015	B	13-Mar-15	11-Sep-15	500	Diskonto	7 Months
12.	Sukuk Negara Ritel Seri SR-007	S	12-Mar-15	11-Mar-18	21,965	8.250%	3 Years
13.	Surat Perbendaharaan Negara Seri SPN03150701	B	06-Apr-15	01-Jul-15	1,000	Diskonto	3 Months
14.	Surat Perbendaharaan Negara Seri SPN12160401	B	06-Apr-15	01-Apr-16	2,000	Diskonto	12 Months
15.	Surat Perbendaharaan Negara Syariah Seri SPN-S 08102015	S	10-Apr-15	08-Oct-15	500	Diskonto	6 Years
16.	Surat Perbendaharaan Negara Syariah Seri SPN-S 06112015	S	07-May-15	08-May-15	500	Diskonto	6 Years
17.	Surat Perbendaharaan Negara Seri SPN03150812	B	13-May-15	15-May-15	1,250	Diskonto	3 Months
18.	Surat Perbendaharaan Negara Seri SPN12160512	B	13-May-15	15-May-15	600	Diskonto	12 Months
19.	Surat Perbendaharaan Negara Syariah Seri SPN-S04122015	S	08-Jun-15	04-Dec-15	500	Diskonto	6 Months
20.	Surat Perbendaharaan Negara Seri SPN03150910	B	12-Jun-15	10-Sep-15	1,000	Diskonto	3 Months
21.	Surat Perbendaharaan Negara Seri SPN12160610	B	12-Jun-15	10-Jun-16	900	Diskonto	12 Months
22.	Surat Perbendaharaan Negara Syariah Seri SPN-S15012016	S	03-Jul-15	15-Jan-16	530	Diskonto	6 Months
23.	Obligasi Negara RI Seri FR0072	B	10-Jul-15	15-May-36	7,900	8.250%	21 Years
24.	Surat Perbendaharaan Negara Seri SPN03151008	B	10-Jul-15	08-Oct-15	1,000	Diskonto	3 Months
25.	Surat Perbendaharaan Negara Seri SPN12160708	B	10-Jul-15	08-Jul-16	2,000	Diskonto	12 Months
26.	Sukuk Negara Seri PBS009	B	31-Jul-15	25-Jan-18	930	0.08	30 Months
27.	Obligasi Negara RI Seri FR0073	B	07-Aug-15	15-May-31	4,300	8.750%	16 Years

No.	Issues	Type	Listing Date	Mature Date	Volume, bn IDR	Interest	Tenure
28.	Surat Perbendaharaan Negara Seri SPN12160805	B	07-Aug-15	05-Aug-16	1,500	Diskonto	12 Months
29.	Surat Perbendaharaan Negara Syariah Seri SPN-S05022016	S	14-Aug-15	05-Feb-16	400	Diskonto	6 Months
30.	Surat Perbendaharaan Negara Seri SPN03151202	B	04-Sep-15	02-Dec-15	1,000	Diskonto	3 Months
31.	Surat Perbendaharaan Negara Seri SPN12160902	B	04-Sep-15	02-Sep-16	1,500	Diskonto	12 Months
32.	Surat Perbendaharaan Negara Syariah Seri SPN-S 09032016	S	11-Sep-15	09-Mar-16	810	Diskonto	6 Months
33.	Surat Perbendaharaan Negara Syariah Seri SPN-S07042016	S	09-Oct-15	07-Apr-16	900	Diskonto	6 Months
34.	Surat Perbendaharaan Negara Seri SPN03160115	B	19-Oct-15	15-Jan-16	650	Diskonto	3 Months
35.	Surat Perbendaharaan Negara Seri SPN12161015	B	19-Oct-15	15-Oct-16	1,300	Diskonto	12 Months
36.	Sukuk Negara Seri PBS010	B	27-Oct-15	25-Jan-19	1,000	8.625%	39 Months
37.	Surat Perbendaharaan Negara Syariah Seri SPN-S04052016	S	06-Nov-15	04-May-16	1,250	Diskonto	6 Months
38.	Surat Perbendaharaan Negara Seri SPN03160211	B	13-Nov-15	11-Feb-16	800	Diskonto	3 Months
39.	Surat Perbendaharaan Negara Seri SPN12161111	B	13-Nov-15	11-Nov-16	950	Diskonto	12 Months
40.	Surat Perbendaharaan Negara Seri SPN121161202	B	04-Dec-15	02-Dec-16	900	Diskonto	12 Months
<b>Total 2015</b>					<b>86,050</b>		

#### Government Bond New Issues, January - June 2016

No.	Issues	Type	Listing Date	Mature Date	Volume, bn IDR/ mn USD	Interest	Tenure
1.	Surat Berharga Syariah Negara Seri PBS011	S	15-Jan-16	15-Aug-23	250	8.750%	91 Months
2.	Surat Berharga Syariah Negara Seri PBS012	S	29-Jan-16	15-Nov-31	220	8.875%	15 Years
3.	Surat Perbendaharaan Negara Syariah Seri SPN-S13072016	S	15-Jan-16	13-Jul-16	1,000	Diskonto	6 Months
4.	Surat Perbendaharaan Negara Seri SPN12170106	B	08-Jan-16	06-Jan-17	1,750	Diskonto	12 Months
5.	Surat Perbendaharaan Negara Seri SPN03160503	B	05-Feb-16	03-May-16	1,000	Diskonto	3 Months
6.	Surat Perbendaharaan Negara Seri SPN12170203	B	05-Feb-16	03-Feb-17	2,000	Diskonto	12 Months
7.	Surat Perbendaharaan Negara Syariah Seri SPN-S10082016	S	12-Feb-16	10-Aug-16	500	Diskonto	6 Months
8.	Surat Perbendaharaan Negara Seri SPN03160602	B	04-Mar-16	02-Jun-16	2,000	Diskonto	3 Months
9.	Surat Perbendaharaan Negara Seri SPN12170302	B	04-Mar-16	02-Mar-17	2,000	Diskonto	12 Months
10.	Sukuk Negara Ritel Seri SR-008	B	11-Mar-16	10-Mar-19	31,500	8.300%	3 Months
11.	Surat Perbendaharaan Negara Syariah Seri SPN-S09092016	S	14-Mar-16	06-Sep-16	1,000	Diskonto	6 Months
12.	Surat Perbendaharaan Negara Syariah Seri SPN-S06102016	S	08-Apr-16	06-Oct-16	500	Diskonto	6 Months
13.	Surat Perbendaharaan Negara Seri SPN03160713	B	15-Apr-16	13-Jul-16	2,000	Diskonto	3 Months
14.	Surat Perbendaharaan Negara Seri SPN12170413	B	15-Apr-16	13-Apr-17	2,000	Diskonto	12 Months
15.	Surat Perbendaharaan Negara Syariah Seri SPN-S04112016	S	10-May-16	04-Nov-16	710	Diskonto	6 Years
16.	Surat Perbendaharaan Negara Seri SPN03160811	B	13-May-16	11-Aug-16	1,000	Diskonto	3 Years
17.	Surat Perbendaharaan Negara Seri SPN12170511	B	13-May-16	11-May-17	1,600	Diskonto	12 Months
18.	Surat Perbendaharaan Negara Syariah Seri SPN-S01122016	S	03-Jun-16	01-Dec-16	570	Diskonto	6 Months
19.	Surat Perbendaharaan Negara Seri SPN03160908	B	10-Jun-16	08-Sep-16	2,000	Diskonto	3 Months
20.	Surat Perbendaharaan Negara Seri SPN12170608	B	10-Jun-16	08-Jun-17	1,250	Diskonto	12 Months
21.	Obligasi Negara RI Seri USDFR0002	B	27-Jun-16	24-Jun-26	USD200	4.050%	10 Months
<b>Total 2016 (June)</b>				<b>IDR, bn</b>	<b>51,030</b>		
				<b>USD, mn</b>	<b>200</b>		

## Corporate Bond New Issues in 2015 - June 2016

Name Of Issuer and Name of Bond	Type	Listing Date	Mature Date	Nominal, bn IDR	Rating	Interest	Tenure
<b>1. PT BANK CAPITAL INDONESIA Tbk</b>							
1. Obligasi Subordinasi Bank Capital I Tahun 2014	B	14-Jan-15	13-Jan-22	200.00	BBB-	12.00%	7 Years
<b>2. LEMBAGA PEMBIAYAAN EKSPOR INDONESIA</b>							
1. Obligasi Berkelanjutan Indonesia Eximbank II Tahap IV Tahun 2015 Seri A	B	08-Jan-15	07-Jan-18	800.00	AAA	9.25%	3 Years
2. Obligasi Berkelanjutan Indonesia Eximbank II Tahap IV Tahun 2015 Seri B	B	08-Jan-15	07-Jan-20	700.00	AAA	9.75%	5 Years
<b>3. PT GREENWOOD SEJAHTERA Tbk.</b>							
1. Obligasi Berkelanjutan I Greenwood Sejahtera Tahap I Tahun 2014	B	15-Jan-15	14-Jan-20	72.00	BBB+	14.25%	5 Years
<b>4. PT Bank OCBC NISP Tbk.</b>							
1. Obligasi Berkelanjutan I OCBC NISP Tahap II Tahun 2015 Seri A	B	11-Feb-15	20-Feb-16	1,095.00	AAA	9.00%	370 Days
2. Obligasi Berkelanjutan I OCBC NISP Tahap II Tahun 2015 Seri B	B	11-Feb-15	10-Feb-17	670.00	AAA	9.40%	2 Years
3. Obligasi Berkelanjutan I OCBC NISP Tahap II Tahun 2015 Seri C	B	11-Feb-15	10-Feb-18	1,235.00	AAA	9.80%	3 Years
<b>5. PT PP (PERSERO) Tbk.</b>							
1. Obligasi Berkelanjutan I PP Tahap II Tahun 2015	B	25-Feb-15	24-Feb-20	300.00	A	10.20%	5 Years
<b>6. LEMBAGA PEMBIAYAAN EKSPOR INDONESIA</b>							
1. Obligasi Berkelanjutan Indonesia Eximbank II Tahap V Tahun 2015 Seri A	B	16-Mar-15	23-Mar-16	575.00	AAA	8.25%	370 Days
2. Obligasi Berkelanjutan Indonesia Eximbank II Tahap V Tahun 2015 Seri B	B	16-Mar-15	13-Mar-18	1,298.00	AAA	9.00%	3 Years
3. Obligasi Berkelanjutan Indonesia Eximbank II Tahap V Tahun 2015 Seri C	B	16-Mar-15	13-Mar-20	2,727.00	AAA	9.50%	5 Years
<b>7. PT NIPPON INDOSARI CORPINDO Tbk.</b>							
1. Obligasi Berkelanjutan I ROTI Tahap II Tahun 2015	B	19-Mar-15	18-Mar-20	500.00	AA-	10.00%	5 Years
<b>8. PT BFI FINANCE INDONESIA Tbk.</b>							
1. Obligasi Berkelanjutan II BFI Finance Indonesia Tahap II Tahun 2015 Seri A	B	20-Mar-15	29-Mar-16	345.00	A+	9.88%	370 Days
2. Obligasi Berkelanjutan II BFI Finance Indonesia Tahap II Tahun 2015 Seri B	B	20-Mar-15	19-Mar-17	105.00	A+	10.50%	2 Years
3. Obligasi Berkelanjutan II BFI Finance Indonesia Tahap II Tahun 2015 Seri C	B	20-Mar-15	19-Mar-18	550.00	A+	10.88%	3 Years
<b>9. PT BCA FINANCE</b>							
1. Obligasi Berkelanjutan II BCA Finance Tahap I Tahun 2015 Seri A	B	23-Mar-15	30-Mar-16	438.00	AAA	8.25%	370 Days
2. Obligasi Berkelanjutan II BCA Finance Tahap I Tahun 2015 Seri B	B	23-Mar-15	20-Mar-17	140.00	AAA	8.50%	2 Years
3. Obligasi Berkelanjutan II BCA Finance Tahap I Tahun 2015 Seri C	B	23-Mar-15	20-Mar-18	422.00	AAA	9.00%	3 Years
<b>10. PT AGUNG PODOMORO LAND Tbk.</b>							
1. Obligasi Berkelanjutan I Agung Podomoro Land Tahap IV Tahun 2015	B	26-Mar-15	25-Mar-20	99.00	A	11.25%	5 Years
<b>11. PT BANK UOB INDONESIA</b>							
1. Obligasi I Bank UOB Indonesia Tahun 2015 Seri A	B	02-Apr-15	11-Apr-16	400.00	AAA	8.60%	370 Days
2. Obligasi I Bank UOB Indonesia Tahun 2015 Seri B	B	02-Apr-15	01-Apr-18	600.00	AAA	9.40%	3 Years
3. Obligasi I Bank UOB Indonesia Tahun 2015 Seri C	B	02-Apr-15	01-Apr-20	500.00	AAA	9.60%	5 Years
<b>12. PT BRANTAS ABIPRAYA</b>							
1. Obligasi I Brantas Abipraya Tahun 2015	B	09-Apr-15	08-Apr-18	300.00	BBB+	11.50%	3 Years
<b>13. PT FEDERAL INTERNATIONAL FINANCE</b>							
1. Obligasi Berkelanjutan II Federal International Finance Tahap I Tahun 2015 Seri A	B	27-Apr-15	04-May-16	939.00	AAA	8.50%	370 Days
2. Obligasi Berkelanjutan II Federal International Finance Tahap I Tahun 2015 Seri B	B	27-Apr-15	24-Apr-18	2,061.00	AAA	9.25%	36 Months
<b>14. PT SUMMARECON AGUNG Tbk.</b>							
1. Obligasi Berkelanjutan I Summarecon Agung Tahap III Tahun 2015	B	23-Apr-15	22-Apr-18	150.00	A+	10.50%	3 Years

Name Of Issuer and Name of Bond	Type	Listing Date	Mature Date	Nominal, bn IDR	Rating	Interest	Tenure
2. Sukuk Ijarah Berkelanjutan I Summarecon Agung Tahap III Tahun 2015	S	23-Apr-15	22-Apr-18	150.00	A+	Ijarah Fee Rp15.75 Bill. p.a.	3 Years
<b>15. PT WAHANA OTTOMITRA MULTIARTHA Tbk.</b>							
1. Obligasi Berkelanjutan I WOM Finance Tahap III Tahun 2015 Seri A	B	06-Apr-15	12-Apr-16	140.00	AA	9.25%	370 Days
2. Obligasi Berkelanjutan I WOM Finance Tahap III Tahun 2015 Seri B	B	06-Apr-15	02-Apr-18	860.00	AA	10.25%	3 Years
<b>16. PT INDOMOBIL FINANCE INDONESIA</b>							
1. Obligasi Berkelanjutan II Indomobil Finance Tahap I Tahun 2015 Seri A	B	27-Apr-15	04-May-16	132.00	A	9.10%	370 Days
2. Obligasi Berkelanjutan II Indomobil Finance Tahap I Tahun 2015 Seri B	B	27-Apr-15	24-Apr-18	170.00	A	10.00%	36 Months
3. Obligasi Berkelanjutan II Indomobil Finance Tahap I Tahun 2015 Seri C	B	27-Apr-15	24-Apr-19	198.00	A	10.25%	48 Months
<b>17. PT PEGADAIAN (PERSERO)</b>							
1. Obligasi Berkelanjutan II Pegadaian Tahap III Tahun 2015 Seri A	B	08-May-15	17-May-16	400.00	AA+	8.50%	370 Days
2. Obligasi Berkelanjutan II Pegadaian Tahap III Tahun 2015 Seri B	B	08-May-15	07-May-18	1,300.00	AA+	9.25%	3 Years
3. Obligasi Berkelanjutan II Pegadaian Tahap III Tahun 2015 Seri C	B	08-May-15	07-May-20	1,200.00	AA+	8.50%	5 Years
<b>18. PT SUMBER ALFARIA TRIJAYA Tbk</b>							
1. Obligasi Berkelanjutan I Sumber Alfaria Trijaya Tahap II Tahun 2015 Seri A	B	11-May-15	08-May-18	600.00	AA-	9.70%	3 Years
2. Obligasi Berkelanjutan I Sumber Alfaria Trijaya Tahap II Tahun 2015 Seri B	B	11-May-15	08-May-20	400.00	AA-	10.00%	5 Years
<b>19. PT MANDALA MULTIFINANCE Tbk</b>							
1. Obligasi Berkelanjutan II Mandala Multifinance Tahap I Tahun 2015 Seri A	B	11-May-15	18-May-16	232.00	A	10.50%	370 Days
2. Obligasi Berkelanjutan II Mandala Multifinance Tahap I Tahun 2015 Seri B	B	11-May-15	08-May-17	143.00	A	11.00%	24 Months
3. Obligasi Berkelanjutan II Mandala Multifinance Tahap I Tahun 2015 Seri C	B	11-May-15	08-May-18	125.00	A	11.50%	36 Months
<b>20. PT PANORAMA SENTRAWISATA Tbk.</b>							
1. Obligasi Berkelanjutan I Panorama Sentrawisata Tahap II Tahun 2015	B	13-May-15	12-May-18	340.00	A-	11.00%	3 Years
<b>21. PT BANK BNI SYARIAH</b>							
1. Sukuk Mudharabah Bank BNI Syariah I Tahun 2015	S	27-May-15	26-May-18	500.00	AA+	Nisbah 15.35%	3 Years
<b>22. PT INDOSAT Tbk.</b>							
1. Obligasi Berkelanjutan I Indosat Tahap II Tahun 2015 Seri A	B	05-Jun-15	14-Jun-16	554.00	AAA	8.55%	370 Days
2. Obligasi Berkelanjutan I Indosat Tahap II Tahun 2015 Seri B	B	05-Jun-15	04-Jun-18	782.00	AAA	9.25%	3 Years
3. Obligasi Berkelanjutan I Indosat Tahap II Tahun 2015 Seri C	B	05-Jun-15	04-Jun-20	584.00	AAA	10.00%	5 Years
4. Obligasi Berkelanjutan I Indosat Tahap II Tahun 2015 Seri D	B	05-Jun-15	04-Jun-22	337.00	AAA	10.25%	7 Years
5. Obligasi Berkelanjutan I Indosat Tahap II Tahun 2015 Seri E	B	05-Jun-15	04-Jun-25	427.00	AAA	10.40%	10 Years
6. Sukuk Ijarah Berkelanjutan I Indosat Tahap II Tahun 2015 Seri A	S	05-Jun-15	14-Jun-16	55.00	AAA	Ijarah Fee Rp4.7025 Bill.	370 Days
7. Sukuk Ijarah Berkelanjutan I Indosat Tahap II Tahun 2015 Seri B	S	05-Jun-15	04-Jun-18	76.00	AAA	Ijarah Fee Rp7.03 Bill.	3 Years
8. Sukuk Ijarah Berkelanjutan I Indosat Tahap II Tahun 2015 Seri C	S	05-Jun-15	04-Jun-20	67.00	AAA	Ijarah Fee Rp6.7 Bill.	5 Years
9. Sukuk Ijarah Berkelanjutan I Indosat Tahap II Tahun 2015 Seri D	S	05-Jun-15	04-Jun-22	43.00	AAA	Ijarah Fee Rp4.4075 Bill.	7 Years
10. Sukuk Ijarah Berkelanjutan I Indosat Tahap II Tahun 2015 Seri E	S	05-Jun-15	04-Jun-25	175.00	AAA	Ijarah Fee Rp18.2 Bill.	10 Years

Name Of Issuer and Name of Bond	Type	Listing Date	Mature Date	Nominal, bn IDR	Rating	Interest	Tenure
23. PT MANDIRI TUNAS FINANCE							
1. Obligasi Berkelanjutan I Mandiri Tunas Finance Tahap III Tahun 2015	B	10-Jun-15	09-Jun-18	150.00	AA	9.75%	36 Months
24. PT TOYOTA ASTRA FINANCIAL SERVICES							
1. Obligasi Berkelanjutan I Toyota Astra Financial Services Tahap II Tahun 2015 Seri A	B	12-Jun-15	21-Jun-16	698.00	AAA	8.50%	370 Days
2. Obligasi Berkelanjutan I Toyota Astra Financial Services Tahap II Tahun 2015 Seri B	B	12-Jun-15	11-Jun-18	811.00	AAA	9.25%	36 Months
25. PT TELEKOMUNIKASI INDONESIA (PERSERO) Tbk.							
1. Obligasi Berkelanjutan I Telkom Tahap I Tahun 2015 Seri A	B	24-Jun-15	23-Jun-22	2,200.00	AAA	9.93%	7 Years
2. Obligasi Berkelanjutan I Telkom Tahap I Tahun 2015 Seri B	B	24-Jun-15	23-Jun-25	2,100.00	AAA	10.25%	10 Years
3. Obligasi Berkelanjutan I Telkom Tahap I Tahun 2015 Seri C	B	24-Jun-15	23-Jun-30	1,200.00	AAA	10.60%	15 Years
4. Obligasi Berkelanjutan I Telkom Tahap I Tahun 2015 Seri D	B	24-Jun-15	23-Jun-45	1,500.00	AAA	11.00%	30 Years
26. PT ADIRA DINAMIKA MULTIFINANCE Tbk.							
1. Obligasi Berkelanjutan III Adira Finance Tahap I Tahun 2015 Seri A	B	01-Jul-15	30-Jun-18	741.00	AAA	9.50%	36 Months
2. Obligasi Berkelanjutan III Adira Finance Tahap I Tahun 2015 Seri B	B	01-Jul-15	30-Jun-20	238.00	AAA	10.25%	60 Months
3. Sukuk Mudharabah Berkelanjutan II Adira Finance Tahap I Tahun 2015 Seri A	S	01-Jul-15	10-Jul-16	441.00	AAA	Nisbah 72.917%	370 Days
4. Sukuk Mudharabah Berkelanjutan II Adira Finance Tahap I Tahun 2015 Seri B	S	01-Jul-15	30-Jun-18	59.00	AAA	Nisbah 79.167%	36 Months
27. PT BANK BUKOPIN Tbk.							
1. Obligasi Subordinasi Berkelanjutan II Bank Bukopin Tahap I Tahun 2015	B	01-Jul-15	30-Jun-22	400.00	A-	12.00%	7 Years
28. PT ASTRA SEDAYA FINANCE							
1. Obligasi Berkelanjutan II Astra Sedaya Finance Dengan Tingkat Bunga Tetap Tahap V Tahun 2015 Seri A	B	02-Jul-15	12-Jul-16	750.00	AAA	8.50%	370 Days
2. Obligasi Berkelanjutan II Astra Sedaya Finance Dengan Tingkat Bunga Tetap Tahap V Tahun 2015 Seri B	B	02-Jul-15	02-Jul-18	825.00	AAA	9.25%	36 Months
29. PT BANK RAKYAT INDONESIA (PERSERO) Tbk.							
1. Obligasi Berkelanjutan I Bank BRI Tahap I Tahun 2015 Seri A	B	06-Jul-15	07-Jul-16	655.00	AAA	8.40%	370 Days
2. Obligasi Berkelanjutan I Bank BRI Tahap I Tahun 2015 Seri B	B	06-Jul-15	03-Jul-18	925.00	AAA	9.20%	3 Years
3. Obligasi Berkelanjutan I Bank BRI Tahap I Tahun 2015 Seri C	B	06-Jul-15	03-Jul-20	1,420.00	AAA	9.50%	5 Years
30. PT MODERNLAND REALTY Tbk.							
1. Obligasi Berkelanjutan I Modernland Realty Tahap I Tahun 2015 Seri A	B	08-Jul-15	07-Jul-18	600.00	A	12.00%	3 Years
2. Obligasi Berkelanjutan I Modernland Realty Tahap I Tahun 2015 Seri B	B	08-Jul-15	07-Jul-20	150.00	A	12.50%	5 Years
31. PT SARANA MULTIGRIYA FINANSIAL (PERSERO)							
1. Obligasi Berkelanjutan III Sarana Multigriya Finansial Tahap I Tahun 2015 Seri A	B	08-Jul-15	17-Jul-16	415.00	AA+	8.60%	370 Days
2. Obligasi Berkelanjutan III Sarana Multigriya Finansial Tahap I Tahun 2015 Seri B	B	08-Jul-15	07-Jul-18	85.00	AA+	9.25%	3 Years
32. PT BANK TABUNGAN NEGARA (PERSERO) Tbk.							
1. Obligasi Berkelanjutan II Bank BTN Tahap I tahun 2015 Seri A	B	09-Jul-15	08-Jul-18	900.00	AA	9.63%	3 Years
2. Obligasi Berkelanjutan II Bank BTN Tahap I tahun 2015 Seri B	B	09-Jul-15	08-Jul-20	500.00	AA	9.88%	5 Years
3. Obligasi Berkelanjutan II Bank BTN Tahap I tahun 2015 Seri C	B	09-Jul-15	08-Jul-22	800.00	AA	10.00%	7 Years
4. Obligasi Berkelanjutan II Bank BTN Tahap I tahun 2015 Seri D	B	09-Jul-15	08-Jul-25	800.00	AA	10.50%	10 Years
33. PT TIPHONE MOBILE INDONESIA Tbk.							
1. Obligasi Berkelanjutan I Tiphone Tahap I Tahun 2015	B	13-Jul-15	10-Jul-18	500.00	A	11.00%	3 Years
34. PT ADIRA DINAMIKA MULTIFINANCE Tbk.							
1. Obligasi Berkelanjutan III Adira Finance Tahap II Tahun 2015 Seri A	B	26-Aug-15	05-Sep-16	492.00	AAA	8.75%	370 Days
2. Obligasi Berkelanjutan III Adira Finance Tahap II Tahun 2015 Seri B	B	26-Aug-15	25-Aug-18	668.00	AAA	9.50%	36 Months



Name Of Issuer and Name of Bond	Type	Listing Date	Mature Date	Nominal, bn IDR	Rating	Interest	Tenure
3. Obligasi Berkelanjutan III Adira Finance Tahap II Tahun 2015 Seri C	B	26-Aug-15	25-Aug-20	277.00	AAA	10.25%	60 Months
<b>35. PT FEDERAL INTERNATIONAL FINANCE</b>							
1. Obligasi Berkelanjutan II Federal International Finance Tahap II Tahun 2015 Seri A	B	14-Sep-15	21-Sep-16	913.00	AAA	8.50%	370 Days
2. Obligasi Berkelanjutan II Federal International Finance Tahap II Tahun 2015 Seri B	B	14-Sep-15	11-Sep-18	587.00	AAA	9.25%	36 Months
<b>36. INDONESIA EXIMBANK</b>							
1. Obligasi Berkelanjutan Indonesia Eximbank II Tahap VI Tahun 2015 Seri A	B	17-Sep-15	26-Sep-16	757.00	AAA	8.40%	370 Days
2. Obligasi Berkelanjutan Indonesia Eximbank II Tahap VI Tahun 2015 Seri B	B	17-Sep-15	16-Sep-18	309.00	AAA	9.20%	3 Years
3. Obligasi Berkelanjutan Indonesia Eximbank II Tahap VI Tahun 2015 Seri C	B	17-Sep-15	16-Sep-20	913.00	AAA	9.50%	5 Years
<b>37. PT Surya Artha Nusantara Finance</b>							
1. Obligasi Berkelanjutan I SAN Finance Tahap III Tahun 2015	B	07-Oct-15	06-Oct-18	500.00	AA-	10.50%	3 Years
<b>38. PT Waskita Karya (Persero) Tbk.</b>							
1. Obligasi Berkelanjutan I Waskita Karya Tahap II Tahun 2015 Seri A	B	19-Oct-15	16-Oct-18	350.00	A	10.40%	3 Years
2. Obligasi Berkelanjutan I Waskita Karya Tahap II Tahun 2015 Seri B	B	19-Oct-15	16-Oct-20	1,150.00	A	11.10%	5 Years
<b>39. PT Indomobil Finance Indonesia</b>							
1. Obligasi Berkelanjutan II Indomobil Finance tahap II tahun 2015	B	09-Nov-15	16-Nov-16	266.50	A	10.25%	370 Days
2. Obligasi Berkelanjutan II Indomobil Finance tahap II tahun 2015	B	09-Nov-15	06-Nov-18	121.00	A	10.75%	36 Months
3. Obligasi Berkelanjutan II Indomobil Finance tahap II tahun 2015	B	09-Nov-15	06-Nov-19	202.50	A	11.00%	48 Months
<b>40. PT Toyota Astra Financial Services</b>							
1. Obligasi Berkelanjutan I Toyota Astra Financial Services Tahap III Tahun 2015 Seri A	B	09-Nov-15	16-Nov-16	170.00	AAA	8.75%	370 Days
2. Obligasi Berkelanjutan I Toyota Astra Financial Services Tahap III Tahun 2015 Seri B	B	09-Nov-15	06-Nov-18	1,498.00	AAA	9.50%	36 Months
<b>41. PT BII Finance Center</b>							
1. Obligasi Berkelanjutan I BII Finance Tahap I Tahun 2015 Seri A	B	13-Nov-15	12-Nov-18	300.00	AA+	10.35%	3 Years
2. Obligasi Berkelanjutan I BII Finance Tahap I Tahun 2015 Seri B	B	13-Nov-15	12-Nov-20	200.00	AA+	10.90%	5 Years
<b>42. PT Sarana Multigriya Finansial (Persero)</b>							
1. Obligasi Berkelanjutan III Sarana Multigriya Finansial Tahap II Tahun 2015	B	19-Nov-15	28-Nov-16	472.00	AA+	8.90%	370 Days
<b>43. PT XL Axiata Tbk</b>							
1. Sukuk Ijarah Berkelanjutan I XL Axiata Tahap I Tahun 2015 Seri A	S	03-Dec-15	12-Dec-16	494	AAA	Rp87.5 Mill. per Bill. p.a.	370 Days
2. Sukuk Ijarah Berkelanjutan I XL Axiata Tahap I Tahun 2015 Seri B	S	03-Dec-15	02-Dec-18	258	AAA	Rp102.5 Mill. per Bill. p.a.	3 Years
3. Sukuk Ijarah Berkelanjutan I XL Axiata Tahap I Tahun 2015 Seri C	S	03-Dec-15	02-Dec-20	323	AAA	Rp105 Mill. per Bill. p.a.	5 Years
4. Sukuk Ijarah Berkelanjutan I XL Axiata Tahap I Tahun 2015 Seri D	S	03-Dec-15	02-Dec-22	425	AAA	Rp110 Mill. per Bill. p.a.	7 Years
<b>44. PT Indosat Tbk.</b>							
1. Obligasi Berkelanjutan I Indosat Tahap III Tahun 2015 Seri A	B	10-Dec-15	08-Dec-18	201	AAA	10.00%	3 Years
2. Obligasi Berkelanjutan I Indosat Tahap III Tahun 2015 Seri B	B	10-Dec-15	08-Dec-20	301	AAA	10.25%	5 Years
3. Obligasi Berkelanjutan I Indosat Tahap III Tahun 2015 Seri C	B	10-Dec-15	08-Dec-22	130	AAA	10.60%	7 Years
4. Obligasi Berkelanjutan I Indosat Tahap III Tahun 2015 Seri D	B	10-Dec-15	08-Dec-25	162	AAA	11.20%	10 Years

Name Of Issuer and Name of Bond	Type	Listing Date	Mature Date	Nominal, bn IDR	Rating	Interest	Tenure
5. Sukuk Ijarah Berkelanjutan I Indosat Tahap III Tahun 2015 Seri A	S	10-Dec-15	08-Dec-22	65	AAA	Ijarah Fee Rp6.89 Bill.	7 Years
6. Sukuk Ijarah Berkelanjutan I Indosat Tahap III Tahun 2015 Seri B	S	10-Dec-15	08-Dec-25	41	AAA	Ijarah Fee Rp4.60 Bill.	10 Years
45. PT Summarecon Agung Tbk.							
1. Obligasi Berkelanjutan II Summarecon Agung Tahap I Tahun 2015	B	17-Dec-15	16-Dec-20	500	A+	11.25%	5 Years
46. PT Bank Pembangunan Daerah Jawa Tengah							
1. Obligasi Subordinasi I Bank Jateng Tahun 2015	B	21-Dec-15	18-Dec-22	500	A-	12.25%	7 Years
47. PT Mandiri Tunas Finance							
1. Obligasi Berkelanjutan II Mandiri Tunas Finance Tahap I Tahun 2015 Seri A	B	21-Dec-15	18-Dec-18	500	AA	10.20%	3 Years
2. Obligasi Berkelanjutan II Mandiri Tunas Finance Tahap I Tahun 2015 Seri B	B	21-Dec-15	18-Dec-20	100	AA	10.80%	5 Years
48. PT Bima Multi Finance							
1. Obligasi Berkelanjutan I Bima Multi Finance Tahap I Tahun 2015 Seri A	B	23-Dec-15	02-Jan-17	108	BBB	13.5%	370 Days
2. Obligasi Berkelanjutan I Bima Multi Finance Tahap I Tahun 2015 Seri B	B	23-Dec-15	22-Dec-18	42	BBB	14.5%	3 Years
49. PT Wahana Ottomitra Multiartha Tbk.							
1. Obligasi Berkelanjutan I WOM Finance Tahap IV Tahun 2015 Seri A	B	23-Dec-15	02-Jan-17	203	AA	9.35%	370 Days
2. Obligasi Berkelanjutan I WOM Finance Tahap IV Tahun 2015 Seri B	B	23-Dec-15	22-Dec-18	397	AA	10.80%	3 Years
50. PT Sarana Multigriya Finansial (Persero)							
1. Obligasi Berkelanjutan III Sarana Multigriya Finansial Tahap III Tahun 2015	B	28-Dec-15	03-Jan-17	600	AA+	9.25%	370 Days
<b>Total Fund Rised (2015)</b>				<b>62,570</b>			
1. PT Bank Pembangunan Daerah Sumatera Barat							
1. Obligasi VII Bank Nagari Tahun 2015	B	11-Jan-16	08-Jan-21	500	A	10.95%	5 Years
2. PT Bank Pembangunan Daerah Sumatera Barat							
1. Sukuk Mudharabah II Bank Nagari Tahun 2015	S	11-Jan-16	08-Jan-21	100	A	Nisbah 52.333% equivalent 10.99% p.a.	5 Years
3. PT Bank Capital Indonesia Tbk.							
1. Obligasi Subordinasi Bank Capital II Tahun 2015	B	18-Jan-16	15-Jan-23	250	BBB-	12.00%	7 Years
4. PT Bank Rakyat Indonesia (Persero) Tbk.							
1. Obligasi Berkelanjutan I Bank BRI Tahap II Tahun 2016 Seri A	B	05-Feb-16	08-Feb-17	808	AAA	8.50%	370 Days
2. Obligasi Berkelanjutan I Bank BRI Tahap II Tahun 2016 Seri B	B	05-Feb-16	04-Feb-19	1,019	AAA	9.25%	3 Years
3. Obligasi Berkelanjutan I Bank BRI Tahap II Tahun 2016 Seri C	B	05-Feb-16	04-Feb-21	2,824	AAA	9.60%	5 Years
5. Indonesia Eximbank							
1. Obligasi Berkelanjutan Indonesia Eximbank II Tahap VII Tahun 2016 Seri A	B	22-Feb-16	01-Mar-17	657	AAA	8.50%	370 Days
2. Obligasi Berkelanjutan Indonesia Eximbank II Tahap VII Tahun 2016 Seri B	B	22-Feb-16	19-Feb-19	1,647	AAA	9.25%	3 Years
3. Obligasi Berkelanjutan Indonesia Eximbank II Tahap VII Tahun 2016 Seri C	B	22-Feb-16	19-Feb-21	1,732	AAA	9.60%	5 Years
6. PT BFI Finance Indonesia Tbk.							
1. Obligasi Berkelanjutan II BFI Finance Indonesia Tahap III Tahun 2016 Seri A	B	26-Feb-16	05-Mar-17	200	A+	9.75%	370 Days
2. Obligasi Berkelanjutan II BFI Finance Indonesia Tahap III Tahun 2016 Seri B	B	26-Feb-16	25-Feb-18	142	A+	10.25%	2 Years
3. Obligasi Berkelanjutan II BFI Finance Indonesia Tahap III Tahun 2016 Seri C	B	26-Feb-16	25-Feb-19	658	A+	10.75%	3 Years

Name Of Issuer and Name of Bond	Type	Listing Date	Mature Date	Nominal, bn IDR	Rating	Interest	Tenure
7. PT Adira Dinamika Multi Finance Tbk.							
1. Obligasi Berkelanjutan III Adira Finance Tahap III Tahun 2016 Seri A	B	03-Mar-16	12-Mar-17	73	AAA	8.75%	370 Days
2. Obligasi Berkelanjutan III Adira Finance Tahap III Tahun 2016 Seri B	B	03-Mar-16	02-Mar-19	331	AAA	9.50%	3 Years
3. Obligasi Berkelanjutan III Adira Finance Tahap III Tahun 2016 Seri C	B	03-Mar-16	02-Mar-21	698	AAA	10.25%	5 Years
8. PT Sarana Multigriya Finansial (Persero)							
1. Obligasi Berkelanjutan III Sarana Multigriya Finansial Tahap IV Tahun 2016 Seri A	B	14-Mar-16	21-Mar-17	330	AA+	8.60%	370 Days
2. Obligasi Berkelanjutan III Sarana Multigriya Finansial Tahap IV Tahun 2016 Seri B	B	14-Mar-16	11-Mar-19	300	AA+	9.13%	3 Years
9. PT Indomobil Finance Indonesia							
1. Obligasi Berkelanjutan II Indomobil Finance Tahap III Tahun 2016 Seri A	B	17-Mar-16	26-Mar-17	592	A	9.60%	370 Days
2. Obligasi Berkelanjutan II Indomobil Finance Tahap III Tahun 2016 Seri B	B	17-Mar-16	16-Mar-19	444	A	10.50%	3 Years
3. Obligasi Berkelanjutan II Indomobil Finance Tahap III Tahun 2016 Seri C	B	17-Mar-16	16-Mar-20	464	A	10.65%	4 Years
10. PT Federal International Finance							
1. Obligasi Berkelanjutan II Federal International Finance Tahap III Tahun 2016 Seri A	B	06-Apr-16	15-Apr-17	868	AAA	8.50%	370 Days
2. Obligasi Berkelanjutan II Federal International Finance Tahap III Tahun 2016 Seri B	B	06-Apr-16	05-Apr-19	2,507	AAA	9.15%	36 Years
11. PT Siantar Top Tbk.							
1. Obligasi Berkelanjutan I Siantar Top Tahap II Tahun 2016 Seri A	B	13-Apr-16	12-Apr-19	300	A	10.50%	3 Days
2. Obligasi Berkelanjutan I Siantar Top Tahap II Tahun 2016 Seri B	B	13-Apr-16	12-Apr-21	200	A	10.75%	5 Years
12. PT BII Finance Center							
1. Obligasi Berkelanjutan I Maybank Finance Tahap II Tahun 2016 Seri A	B	14-Apr-16	13-Apr-19	750	AA+	9.10%	3 Days
2. Obligasi Berkelanjutan I Maybank Finance Tahap II Tahun 2016 Seri B	B	14-Apr-16	13-Apr-21	350	AA+	9.35%	5 Years
13. PT Astra Sedaya Finance							
1. Obligasi Berkelanjutan III Astra Sedaya Finance Tahap I Tahun 2016 Seri A	B	12-May-16	21-May-17	770	AAA	7.95%	370 Days
2. Obligasi Berkelanjutan III Astra Sedaya Finance Tahap I Tahun 2016 Seri B	B	12-May-16	11-May-19	1,230	AAA	8.50%	36 Years
14. PT Bima Multi Finance							
1. Obligasi Berkelanjutan I Bima Multi Finance Tahap II Tahun 2016 Seri A	B	12-May-16	10-May-17	95	BBB	13.50%	370 Days
2. Obligasi Berkelanjutan I Bima Multi Finance Tahap II Tahun 2016 Seri B	B	12-May-16	10-May-18	35	BBB	14.00%	2 Years
3. Obligasi Berkelanjutan I Bima Multi Finance Tahap II Tahun 2016 Seri C	B	12-May-16	10-May-19	20	BBB	14.50%	3 Years
15. PT Bank OCBC NISP Tbk.							
1. Obligasi Berkelanjutan II Bank OCBC NISP Tahap I Tahun 2016 Seri A	B	12-May-16	21-May-17	837	AAA	7.50%	370 Days
2. Obligasi Berkelanjutan II Bank OCBC NISP Tahap I Tahun 2016 Seri B	B	12-May-16	11-May-18	380	AAA	8.00%	2 Years
3. Obligasi Berkelanjutan II Bank OCBC NISP Tahap I Tahun 2016 Seri C	B	12-May-16	11-May-19	783	AAA	8.25%	3 Years
16. PT Bank Rakyat Indonesia (Persero) Tbk.							
1. Obligasi Berkelanjutan I Bank BRI Tahap III Tahun 2016 Seri A	B	26-May-16	30-May-17	1,212	AAA	7.50%	370 Days
2. Obligasi Berkelanjutan I Bank BRI Tahap III Tahun 2016 Seri B	B	26-May-16	25-May-19	2,437	AAA	8.20%	3 Years
3. Obligasi Berkelanjutan I Bank BRI Tahap III Tahun 2016 Seri C	B	26-May-16	25-May-21	701	AAA	8.70%	5 Years
<b>Total Fund Rised (June 2016)</b>				<b>27,242</b>			

## Financial Data and Ratios, FS Date: December 2015, Fiscal Year: December, unless otherwise stated

Industrial Classification / Stock Name	Assets	Lia- bilities	Equities	Sales	EBT	Profit for the Period	Profit for the Period attr. to Owner's Entity	Annual EPS, IDR	Book Value, IDR	PER, (x)	PBV, (x)	DER, (x)
	bn IDR											
<b>1. AGRICULTURE</b>								<b>28</b>	<b>918</b>	<b>-6.37</b>	<b>3.55</b>	<b>1.57</b>
<b>11 CROPS</b>								<b>88</b>	<b>605</b>	<b>15.35</b>	<b>2.23</b>	<b>0.18</b>
1. Bisi International Tbk. [S]	2,142	326	1,815	1,438	332	264	264	88	605	15.35	2.23	0.18
<b>12 PLANTATION</b>								<b>32</b>	<b>1,149</b>	<b>-9.11</b>	<b>1.37</b>	<b>1.43</b>
1. Astra Agro Lestari Tbk. [S]	21,512	9,814	11,699	13,059	1,176	696	619	393	7,429	40.32	2.13	0.84
2. Austindo Nusantara Jaya Tbk. [S]	6,489	1,793	4,696	1,839	8	-116	-113	-34	1,408	-47.37	1.14	0.38
3. Bakrie Sumatera Plantations Tbk.	16,927	13,570	3,357	2,022	-1,391	-518	-515	-38	245	-1.33	0.20	4.04
4. Dharma Satya Nusantara Tbk.	7,853	5,346	2,507	4,425	427	303	270	25	237	23.58	2.54	2.13
5. Eagle High Plantation Tbk.	17,659	11,006	6,653	2,674	-204	-181	-180	-6	211	-24.20	0.65	1.65
6. Golden Plantation Tbk.w	2,164	1,244	920	129	-20	-16	-13	-4	251	-20.31	0.29	1.35
7. Gozco Plantations Tbk. [S]	4,964	2,294	2,670	492	-55	-32	-31	-5	445	-18.56	0.21	0.86
8. Jaya Agra Wattie Tbk.	3,368	2,078	1,290	658	-3	-12	-12	-3	342	-70.25	0.64	1.61
9. Multi Agro Gemilang Plantation Tbk.	1,152	348	804	106	-96	-97	-97	-11	89	-4.63	0.56	0.43
10. PP London Sumatra Indonesia Tbk. [S]	8,849	1,511	7,338	4,190	828	623	623	91	1,075	14.45	1.23	0.21
11. Provident Agro Tbk.	4,697	3,010	1,687	1,047	-59	-55	-55	-8	237	-54.81	1.79	1.78
12. Salim Ivomas Pratama Tbk. [S]	31,697	14,466	17,231	13,835	678	365	264	17	1,089	19.85	0.30	0.84
13. Sampoerna Agro Tbk. [S]	7,295	3,878	3,417	2,999	396	256	248	131	1,808	12.98	0.94	1.13
14. Sawit Sumbermas Sarana Tbk. [S]	6,974	3,940	3,034	2,372	775	559	561	59	319	33.11	6.12	1.30
15. SMART Tbk.	23,957	16,334	7,623	36,230	-207	-386	-386	-134	2,654	-31.24	1.58	2.14
16. Tunas Baru Lampung Tbk.	9,284	6,405	2,878	5,331	263	201	197	37	539	13.83	0.95	2.23
<b>13 ANIMAL HUSBANDRY</b>												
<b>14 FISHERY</b>								<b>-7</b>	<b>74</b>	<b>3.34</b>	<b>13.70</b>	<b>1.58</b>
1. Central Proteina Prima Tbk.	9,087	7,104	1,982	8,975	-874	-1,202	-1,200	-30	49	-1.69	1.02	3.58
2. Dharma Samudera Fishing Industries Tbk. [S]	302	159	143	557	22	14	24	13	77	8.36	1.38	1.11
3. Inti Agri Resources Tbk. [S] ①	332	13	319	20	-20	-16	-16	-5	95	-765.21	38.69	0.04
<b>15 FORESTRY</b>								<b>0.46</b>	<b>72</b>	<b>3,897</b>	<b>24.85</b>	<b>5.20</b>
1. Bumi Teknokultura Unggul Tbk. ①	495	416	80	49	0.27	0.27	1	0.46	72	3,897	24.85	5.20
<b>19 OTHERS</b>												
<b>2. MINING</b>								<b>7</b>	<b>950</b>	<b>0.60</b>	<b>1.26</b>	<b>0.42</b>
<b>21 COAL MINING</b>								<b>41</b>	<b>1,186</b>	<b>-1.33</b>	<b>1.12</b>	<b>-0.58</b>
1. Adaro Energy Tbk. [S]	82,193	35,941	46,252	37,030	3,862	2,083	2,103	66	1,446	7.83	0.36	0.78
2. Atlas Resources Tbk [S]	4,848	3,717	1,131	391	-366	-358	-347	-116	377	-3.46	1.06	3.29
3. Bara Jaya Internasional Tbk. [S]	1,773	764	1,010	247	-164	-162	-162	-28	175	-6.92	1.11	0.76
4. Baramulti Suksessarana Tbk. [S]	2,398	951	1,448	3,573	503	364	364	139	553	7.98	2.01	0.66
5. Bayan Resources Tbk.	12,937	10,562	2,375	6,414	-941	-1,128	-888	-267	712	-29.55	11.05	4.45
6. Berau Coal Energy Tbk. ④	22,055	22,576	-521	16,993	-65	-1,056	-1,165	-33	-15	-2.46	-5.49	-43.34
7. Borneo Lumbung Energi & Metal Tbk. ③	14,499	20,334	-5,835	846	-2,078	-2,078	-2,078	-157	-330	-0.32	-0.15	-3.48
8. Bumi Resources Tbk. ⑥	64,775	85,004	-20,230	491	-9,893	-9,393	-9,205	-335	-552	-0.15	-0.09	-4.20
9. Darma Henwa Tbk. [S]	5,145	2,045	3,100	3,312	75	6	7	0.30	142	166.36	0.35	0.66
10. Delta Dunia Makmur Tbk.	11,474	10,301	1,172	7,802	-80	-115	-115	-14	142	-3.90	0.38	8.79
11. Garda Tujuh Buana Tbk.	830	104	726	20	-277	-221	-221	-89	290	-2.94	0.90	0.14
12. Golden Eagle Energy Tbk.	713	314	399	29	-61	-61	-50	-16	127	-11	1.35	0.79
13. Golden Energy Mines Tbk. [S] ①	5,099	1,685	3,414	4,872	23	29	28	5	580	296.03	2.41	0.49
14. Harum Energy Tbk. [S]	5,251	513	4,737	3,439	-244	-262	-265	-98	1,752	-6.87	0.39	0.11
15. Indo Tambangraya Megah Tbk. [S]	16,254	4,742	11,512	21,924	1,924	870	870	770	10,188	7.43	0.56	0.41
16. Mitrabara Adiperdana Tbk. [S]	1,506	487	1,019	3,022	654	478	478.14	390	830	2.86	1.34	0.48
17. Permata Prima Sakti Tbk. ③	6,024	5,579	445	632	-346	-283	-272.27	-359	440	-5.02	4.09	12.53
18. Petrosea Tbk. [S]	5,868	3,408	2,459	2,853	-132	-175	-175	-174	2,438	-1.67	0.12	1.39
19. Resource Alam Indonesia Tbk. [S]	1,359	300	1,059	1,531	125	78	79	79	1,059	5.33	0.40	0.28
20. Samindo Resources Tbk. [S]	2,224	936	1,288	3,122	462	341	341	154	584	3.40	0.90	0.73
21. Tambang Batubara Bukit Asam (Persero) Tbk. [S]	16,894	7,606	9,288	13,734	2,664	2,037	2,036	884	4,031	5.12	1.12	0.82
22. Toba Bara Sejahtera Tbk. [S]	3,895	1,755	2,140	4,809	540	355	157	78	1,063	8.67	0.63	0.82
<b>22 CRUDE PETROLEUM &amp; NATURAL GAS PRODUCTION</b>								<b>-49</b>	<b>780</b>	<b>22.27</b>	<b>1.46</b>	<b>2.31</b>
1. Apexindo Pratama Duta Tbk.	9,715	9,080	635	3,397	392	272	272	102	239	32.51	13.95	14.30
2. Benakat Integra Tbk.	19,828	14,001	5,827	133	-572	-554	-522	-14	160	-3.49	0.31	2.40
3. Elnusa Tbk. [S]	4,408	1,772	2,635	3,775	513	380	375	51	361	4.80	0.68	0.67
4. Energi Mega Persada Tbk.	20,924	15,843	5,081	8,610	-4,362	-3,967	-3,015	-61	103	-0.81	0.48	3.12

Industrial Classification / Stock Name	Assets	Lia- bilities	Equities	Sales	EBT	Profit for the Period	Profit for the Period attr. to Owner's Entity	Annual EPS, IDR	Book Value, IDR	PER, (x)	PBV, (x)	DER, (x)
	bn IDR											
5. Medco Energi Internasional Tbk.	40,138	30,460	9,678	8,669	-2,019	-2,568	-2,595	-779	2,904	-1.02	0.27	3.15
6. Perdana Karya Perkasa Tbk.	171	87	84	20	-65	-62	-62	-103	139	-0.49	0.36	1.04
7. Radiant Utama Interinsco Tbk.	1,092	753	338	1,598	70	41	41	54	439	4.01	0.49	2.23
8. Ratu Prabu Energi Tbk.	2,524	807	1,717	212	16	16	14	2	219	70.65	0.78	0.47
9. Surya Esa Perkasa Tbk. [S]	3,833	1,307	2,526	559	94	67	72	66	2,296	25.09	0.72	0.52
<b>23 METAL AND MINERAL MINING</b>								-6	709	-15.85	1.48	0.63
1. Aneka Tambang (Persero) Tbk. [S]	30,357	12,040	18,317	10,532	-1,669	-1,441	-1,441	-60	762	-5.24	0.41	0.66
2. Cakra Mineral Tbk. [S]	983	41	942	22	-57	-55	-42	-8.2	185	-6.07	0.27	0.04
3. Central Omega Resources Tbk.	1,363	56	1,308	0.00	-44	-33	-30	-5	232	-74.36	1.71	0.04
4. Cita Mineral Investindo Tbk.	2,796	1,504	1,292	14	-341	-341	-341	-101	383	-9.29	2.45	1.16
5. J Resources Asia Pasifik Tbk. [S]	11,441	7,065	4,377	3,953	797	431	334	63	827	21.71	1.66	1.61
6. Merdeka Copper Gold Tbk.	2,457	257	2,200	0.00	-125	-72	-70	-20	616	-102.62	3.27	0.12
7. SMR Utama Tbk. [S]	2,798	1,424	1,374	393	-131	-110	-110	-9	110	-27.10	2.16	1.04
8. Timah (Persero) Tbk. [S]	9,280	3,909	5,371	6,874	168	102	102	14	721	37.03	0.70	0.73
9. Vale Indonesia Tbk. [S]	31,577	6,279	25,298	10,894	963	697	697	70	2,546	23.32	0.64	0.25
<b>24 LAND / STONE QUARRYING</b>								-68	161	17.22	0.84	1.17
1. Citatah Tbk. [S]	606	317	289	221	4	2	2	2	235	35.35	0.24	1.10
2. Mitra Investindo Tbk. [S]	249	138	111	31	-193	-180	-175	-137	86	-0.91	1.43	1.24
<b>29 OTHERS</b>												
1. Alam Karya Unggul Tbk.	8	5	3	5	-2	-1	-1	-5	10	-56.09	29.29	1.95
<b>3. BASIC INDUSTRY AND CHEMICALS</b>								<b>73</b>	<b>1,375</b>	<b>4.10</b>	<b>1.94</b>	<b>1.48</b>
<b>31 CEMENT</b>								<b>405</b>	<b>2,554</b>	<b>25.36</b>	<b>2.19</b>	<b>0.54</b>
1. Holcim Indonesia Tbk. [S]	17,322	8,872	8,450	9,239	350	175	175	23	1,103	43.54	0.90	1.05
2. Indocement Tunggal Prakarsa Tbk. [S]	27,638	3,772	23,866	17,798	5,645	4,357	4,357	1,183	6,483	18.86	3.44	0.16
3. Semen Baturaja (Persero) Tbk. [S]	3,269	319	2,949	1,461	443	354	354	36	300	8.08	0.97	0.11
4. Semen Indonesia (Persero) Tbk. [S]	38,153	10,712	27,441	26,948	5,851	4,525	4,521	762	4,626	14.96	2.46	0.39
5. Wijaya Karya Beton Tbk. [S]	4,456	2,193	2,263	2,653	206	172	174	19.95	260	41.35	3.18	0.97
<b>32 CERAMICS, GLASS, PORCELAIN</b>								<b>135</b>	<b>1,738</b>	<b>12.00</b>	<b>2.07</b>	<b>1.95</b>
1. Arwana Citramulia Tbk. [S]	1,431	536	895	1,292	96	71	70	10	122	52.60	4.10	0.60
2. Asahimas Flat Glass Tbk. [S]	4,270	880	3,390	3,666	464	341	341	787	7,812	8.33	0.84	0.26
3. Intikeramik Alamasri Industri Tbk. [S]	390	321	69	141	-109	-109	-108	-136	87	-0.84	1.31	4.65
4. Keramik Indonesia Asosiasi Tbk. [S]	2,124	311	1,813	800	-208	-164	-152	-10	121	-8.86	0.74	0.17
5. Mulia Industrindo Tbk.	7,126	6,011	1,115	5,714	-190	-156	-156	-118	843	-4.37	0.61	5.39
6. Surya Toto Indonesia Tbk. [S]	2,440	948	1,492	2,279	382	285	285	276	1,445	25.15	4.81	0.64
<b>33 METAL AND ALLIED PRODUCTS</b>								<b>91</b>	<b>1,501</b>	<b>0.87</b>	<b>0.62</b>	<b>1.57</b>
1. Alakasa Industrindo Tbk. [S]	145	83	62	749	0.42	-1	-1	-12	611	-63.26	1.20	1.33
2. Alumindo Light Metal Industry Tbk. [S]	2,189	1,624	565	3,333	-74	-54	-54	-87	917	-2.27	0.22	2.87
3. Betonjaya Manunggal Tbk. [S]	183	34	149	68	8	6	6	35	828	12.38	0.53	0.23
4. Citra Tubindo Tbk. [S]	3,182	1,335	1,847	1,568	114	112	112	140	2,308	37.29	2.26	0.72
5. Gunawan Dianjaya Steel Tbk. [S]	1,184	380	804	914	-73	-55	-55	-7	98	-8.76	0.60	0.47
6. Indal Aluminium Industry Tbk. [S]	1,330	1,090	240	1,385	57	29	29	90	757	4.48	0.53	4.55
7. Jakarta Kyoei Steel Works Tbk. [S]	265	706	-441	143	-23	-23	-23	-154	-2,937	-0.44	-0.02	-1.60
8. Jaya Pari Steel Tbk. [S]	363	31	332	143	-27	-22	-22	-29	443	-4.09	0.27	0.09
9. Krakatau Steel (Persero) Tbk. [S]	51,067	26,402	24,665	18,233	-4,598	-4,504	-4,414	-280	1,564	-1.05	0.19	1.07
10. Lion Metal Works Tbk. [S]	639	185	455	389	58	46	46	88	874	11.87	1.20	0.41
11. Lionmesh Prima Tbk. [S]	134	21	112	175	4	2	2	20	1,171	28.39	0.49	0.19
12. Pelangi Indah Canindo Tbk. [S]	606	359	247	699	17	15	15	26	435	4.86	0.29	1.45
13. Pelat Timah Nusantara Tbk. [S]	1,569	1,052	517	1,895	-65	-83	-83	-33	205	-1.52	0.24	2.04
14. Saranacental Bajatama Tbk.	949	787	162	1,251	-12	-9	-9	-5	90	-16.17	0.94	4.87
15. Steel Pipe Industry of Indonesia Tbk. [S]	5,448	2,895	2,553	3,584	195	159	159	22	355	8.50	0.53	1.13
16. Tembaga Mulia Semanan Tbk. [S]	1,803	1,504	299	7,126	47	30	30	1,633	16,302	3.67	0.37	5.02
<b>34 CHEMICALS</b>								<b>13</b>	<b>1,479</b>	<b>1.15</b>	<b>0.64</b>	<b>1.46</b>
1. Barito Pacific Tbk. [S]	31,079	14,583	16,496	19,396	479	70	-74	-11	2,363	-12.28	0.06	0.88
2. Budi Starch & Sweetener Tbk. [S]	3,266	2,161	1,105	2,379	52	21	20	4	246	14.46	0.26	1.95
3. Chandra Asri Petrochemical Tbk. [S]	25,690	13,457	12,233	19,002	771	362	363	111	3,722	31.17	0.93	1.10
4. Duta Pertiwi Nusantara Tbk. [S]	274	33	241	118	12	10	11	33	729	11.69	0.53	0.14
5. Ekadharna International Tbk. [S]	390	98	292	532	66	47	47	67	345	5.93	1.16	0.41

Industrial Classification / Stock Name	Assets	Lia- bilities	Equities	Sales	EBT	Profit for the Period	Profit for the Period attr. to Owner's Entity	Annual EPS, IDR	Book Value, IDR	PER, (x)	PBV, (x)	DER, (x)
	bn IDR											
6. Eterindo Wahanatama Tbk.	1,333	1,257	76	396	-216	-224	-224	-231	78	-0.34	1.00	16.59
7. Indo Acidatama Tbk. [S]	574	234	340	532	21	16	16	3	56	19.41	0.89	0.69
8. Intanwijaya Internasional Tbk. [S]	170	15	154	137	19	17	17	94	851	3.26	0.36	0.10
9. Sorini Agro Asia Corporindo Tbk. [S] 8	2,994	1,850	1,144	1,844	74	53	16	23	1,236	82.98	1.54	1.62
10. Unggul Indah Cahaya Tbk. [S]	3,068	1,126	1,942	3,937	-1	-12	-4	-10	5,067	-144.70	0.29	0.58
<b>35 PLASTICS &amp; PACKAGING</b>								-12	7	-25.40	42.00	2.83
1. Argha Karya Prima Industry Tbk. [S]	2,883	1,776	1,108	2,017	51	28	28	41	1,629	21.52	0.54	1.60
2. Asiaplast Industries Tbk. [S]	309	87	222	261	2	2	2	1	148	52.58	0.44	0.39
3. Berlina Tbk. [S]	1,821	993	828	1,278	-2	-7	-12	-15	1,091	-47.21	0.67	1.20
4. Champion Pacific Indonesia Tbk. [S]	384	73	310	677	63	51	30	31	319	7.21	0.70	0.24
5. Impack Pratama Industri Tbk. [S]	1,675	578	1,097	1,148	147	130	77	159	2,269	58.22	4.08	0.53
6. Indopoly Swakarsa Industry Tbk. [S]	3,873	1,760	2,113	2,766	93	37	32	5	328	14.69	0.22	0.83
7. Lotte Chemical Titan Tbk. [S]	3,216	1,890	1,325	6,308	98	41	41	7	238	12.46	0.39	1.43
8. Sekawan Intipratama Tbk.	278	254	24	243	-35	-37	-26	-1	1	-77	82.27	10.48
9. Siwani Makmur Tbk. 6	57	28	28	13	-3	-3	-3	-9	64	-18.45	2.55	0.99
10. Trias Sentosa Tbk. [S]	3,357	1,400	1,957	2,457	51	25	25	9	697	34.39	0.44	0.72
11. Tunas Alfin Tbk.	434	84	350	476	44	34	34	25	259	16.06	1.55	0.24
12. Yanaprima Hastapersada Tbk. [S]	279	129	150	277	-10	-10	-10	-15	225	-54.08	3.55	0.86
<b>36 ANIMAL FEED</b>								-62	703	-4.73	1.95	1.60
1. Charoen Pokphand Indonesia Tbk. [S]	24,685	12,123	12,561	30,108	2,282	1,833	1,837	112	766	23.21	3.39	0.97
2. Japfa Comfeed Indonesia Tbk. [S]	17,159	11,050	6,110	25,023	698	524	468	44	573	14.46	1.11	1.81
3. Malindo Feedmill Tbk.	3,962	2,413	1,549	4,775	-72	-62	-63	-28	692	-54.33	2.20	1.56
4. Sierad Produce Tbk.	2,247	1,513	734	2,113	-444	-362	-352	-375	782	-2.27	1.09	2.06
<b>37 WOOD INDUSTRIES</b>								0.26	-3	-10.71	0.01	1.22
1. SLJ Global Tbk.	1,173	1,471	-298	887	-1	4	4	1	-96	37.04	-0.53	-4.93
2. Tirta Mahakam Resources Tbk. [S]	763	672	91	85	-1	-1	-1	-1	90	-58.45	0.55	7.37
<b>38 PULP &amp; PAPER</b>								28	1,767	8.50	0.63	1.72
1. Alkindo Naratama Tbk [S]	366	195	171	538	32	24	14	25	311	29.41	2.37	1.14
2. Dwi Aneka Jaya Kemasindo Tbk.	1,998	1,225	773	1,006	-440	-439	-439	-176	309	-0.91	0.52	1.58
3. Fajar Surya Wisesa Tbk.	6,994	4,548	2,445	4,960	-403	-309	-309	-125	987	-8	1.05	1.86
4. Indah Kiat Pulp & Paper Tbk.	97,088	60,905	36,183	39,096	3,171	3,073	3,073	562	6,614	1.70	0.14	1.68
5. Kedawung Setia Industrial Tbk. [S]	1,177	798	379	1,714	15	11	11	28	936	6.74	0.20	2.11
6. Kertas Basuki Rachmat Indonesia Tbk.	1,456	935	521	241	-132	-156	-156	-18	60	-2.79	0.83	1.79
7. Pabrik Kertas Tjiwi Kimia Tbk.	37,021	23,833	13,189	14,657	-161	20	20	7	4,937	66.02	0.10	1.81
8. Suparma Tbk.	2,185	1,390	753	1,622	-57	-43	-43	-29	504	-3.61	0.20	1.85
9. Toba Pulp Lestari Tbk. [S]	4,606	2,880	1,726	1,330	-40	-38	-38	-27	1,243	-11.71	0.26	1.67
<b>39 OTHERS</b>												
<b>4. MISCELLANEOUS INDUSTRY</b>								67	1,338	0.95	1.23	1.67
<b>41 MACHINERY AND HEAVY EQUIPMENT</b>												
1. Ateliers Mecaniques D'Indonesie Tbk. [S]	199	71	128	150	25	19	19	209	118	0.63	1.12	0.56
2. Grand Kartech Tbk. 1	534	357	177	283	-8	-8	-8	-8	182	-278.93	12.05	2.02
<b>42 AUTOMOTIVE AND COMPONENTS</b>								-84	2,140	-4.99	1.42	1.06
1. Astra International Tbk. [S]	245,435	118,902	126,533	184,196	19,630	15,613	14,464	357	3,126	16.79	1.92	0.94
2. Astra Otoparts Tbk. [S]	14,339	4,196	10,143	11,724	434	323	319	66	2,105	24.21	0.76	0.41
3. Gajah Tunggal Tbk.	17,510	12,115	5,394	12,970	-332	-313	-313	-90	1,548	-5.89	0.34	2.25
4. Garuda Metalindo Tbk. [S]	919	158	761	859	133	98	98	42	324	28.67	3.68	0.21
5. Goodyear Indonesia Tbk. [S] 1	1,646	881	765	2,130	21	-2	-2	-4	1,867	-729.83	1.46	1.15
6. Indo Kordsa Tbk. [S]	4,026	1,502	2,523	2,867	252	173	144	319	5,608	14.66	0.83	0.60
7. Indomobil Sukses Internasional Tbk.	24,861	18,164	6,697	18,100	203	-22	-46	-17	2,422	-143.02	0.98	2.71
8. Indospring Tbk. [S]	2,554	635	1,919	1,660	4	2	1	1	2,924	243.47	0.12	0.33
9. Multi Prima Sejahtera Tbk.	324	208	116	78	-19	-18	-14	-665	5,482	-8.09	0.98	1.78
10. Multistrada Arah Sarana Tbk. [S]	8,255	3,490	4,765	3,269	-369	-370	-370	-40	519	-8.72	0.68	0.73
11. Nipress Tbk. [S]	1,548	939	609	988	42	31	31	21	410	20.60	1.04	1.54
12. Prima Alloy Steel Universal Tbk. [S]	1,532	811	721	470	8	6	6	9	1,028	13.61	0.12	1.13
13. Selamat Sempurna Tbk. [S]	2,220	780	1,440	2,803	584	461	428	297	1,000	16.03	4.76	0.54
<b>43 TEXTILE, GARMENT</b>								151	1,043	-5.90	0.75	2.60
1. Apac Citra Centertex Tbk.	1,944	2,512	-568	1,891	-333	-264	-119	-81	-387	-0.63	-0.13	-4.42
2. Argo Pantes Tbk.	1,797	2,233	-437	624	-162	-151	-151	-449	-1,301	-2.01	-0.69	-5.12

Industrial Classification / Stock Name	Assets	Liabilities	Equities	Sales	EBT	Profit for the Period	Profit for the Period attr. to Owner's Entity	Annual EPS, IDR	Book Value, IDR	PER, (x)	PBV, (x)	DER, (x)
3. Asia Pacific Fibers Tbk.	3,207	15,972	-12,765	5,380	-161	-245	-245	-98	-5,115	-0.55	-0.01	-1.25
4. Century Textile Industry (PS) Tbk.	452	429	23	341	5	5	5	1,544	6,651	9.43	2.19	18.41
5. Century Textile Industry (Seri B) Tbk.	452	429	23	341	5	5	5	1,544	6,651	9.43	2.19	18.41
6. Eratex Djaja Tbk.	731	495	236	954	73	73	73.40	456	1,470	1.97	0.61	2.09
7. Ever Shine Textile Industry Tbk.	784	604	180	510	-95	-145	-145	-72	89	-2.51	2.02	3.36
8. Indo-Rama Synthetics Tbk. [S]	11,102	7,008	4,095	9,408	-152	139	136	207	6,257	3.66	0.12	1.71
9. Nusantara Inti Corpora Tbk.	461	218	243	118	2	0.39	0.42	6	3,222	47.01	0.08	0.90
10. Pan Brothers Tbk. [S]	6,109	3,131	2,978	5,774	159	119	129	20	460	28.02	1.22	1.05
11. Pania Indo Resources Tbk.	4,878	3,482	1,396	1,402	-361	-356	-303	-84	388	-10.51	2.28	2.49
12. Polychem Indonesia Tbk. [S]	5,794	2,100	3,694	4,288	-399	-333	-333	-86	950	-1.04	0.09	0.57
13. Ricky Putra Globalindo Tbk. [S]	1,198	798	400	1,111	22	13	11	17	623	9.24	0.26	1.99
14. Sri Rejeki Isman Tbk.	10,805	6,988	3,817	8,580	891	768	768	41	205	9.42	1.89	1.83
15. Star Petrochem Tbk. [S] ①	729	239	490	259	3	0.31	0.08	0.02	102	2,878	0.49	0.49
16. Sunson Textile Manufacturer Tbk. [S]	722	478	244	506	-14	-10	-10	-9	208	-5.82	0.25	1.96
17. Tifico Fiber Indonesia Tbk. [S]	4,345	409	3,936	2,547	-9	-23	-23	-5	816	-192.49	1.10	0.10
18. Trisula International Tbk. [S]	574	245	329	860	50	37	23	22	315	13.93	0.95	0.74
<b>44 FOOTWEAR</b>								<b>45</b>	<b>-964</b>	<b>-14.99</b>	<b>0.99</b>	<b>-0.52</b>
1. Primarindo Asia Infrastructure Tbk.	100	302	-202	222	0.40	-1	-1	-9	-2,349	-39.02	-0.15	-1.49
2. Sepatu Bata Tbk. [S] *)	795	248	547	1,029	142	130	130	100	421	9.03	2.14	0.45
<b>45 CABLE</b>								<b>152</b>	<b>1,809</b>	<b>23.14</b>	<b>0.72</b>	<b>1.26</b>
1. Jembo Cable Company Tbk.	1,358	991	368	1,663	8	2	2	16	2,432	82.22	0.56	2.69
2. Kabelindo Murni Tbk. [S]	654	358	296	968	21	13	13	11	265	11.57	0.50	1.21
3. KMI Wire and Cable Tbk. [S]	1,552	524	1,027	2,662	150	115	115	29	256	4.13	0.46	0.51
4. Sumi Indo Kabel Tbk. ⑦	1,053	195	858	1,424	25	18	18	80	2,803	12.97	0.37	0.23
5. Supreme Cable Manufacturing & Commerce Tbk. [S]	1,773	851	922	3,533	206	159	159	773	4,487	4.82	0.83	0.92
6. Voksel Electric Tbk. [S] ①	1,536	1,027	510	1,598	2	0.28	0.28	0.33	613	2,939	1.60	2.01
<b>46 ELECTRONICS</b>								<b>1</b>	<b>382</b>	<b>91.04</b>	<b>0.20</b>	<b>0.29</b>
1. Sat Nusapersada Tbk. [S]	876	199	677	1,188	-8	1	1	1	382	91.04	0.20	0.29
<b>49 OTHERS</b>												
<b>5. CONSUMER GOODS INDUSTRY</b>								<b>5,860</b>	<b>13,028</b>	<b>17.71</b>	<b>2.06</b>	<b>0.97</b>
<b>51 FOOD AND BEVERAGES</b>								<b>251</b>	<b>1,449</b>	<b>12.67</b>	<b>2.70</b>	<b>1.06</b>
1. Delta Djakarta Tbk.	1,038	189	850	1,573	250	192	190	238	1,061	21.86	4.90	0.22
2. Indofood CBP Sukses Makmur Tbk. [S]	26,561	10,174	16,387	31,741	4,010	2,923	3,001	515	2,810	26.18	4.79	0.62
3. Indofood Sukses Makmur Tbk. [S]	91,832	48,710	43,122	64,062	4,962	3,710	2,968	338	4,911	15.31	1.05	1.13
4. Mayora Indah Tbk. [S]	11,343	6,148	5,194	14,819	1,640	1,250	1,220	1,364	5,808	22.36	5.25	1.18
5. Multi Bintang Indonesia Tbk.	2,101	1,334	766	2,696	676	497	797	378	364	21.69	22.54	1.74
6. Nippon Indosari Corpindo Tbk. [S]	2,706	1,518	1,189	2,175	378	271	271	53	235	23.67	5.39	1.28
7. Prasihda Aneka Niaga Tbk. [S]	620	296	324	920	-33	-43	-47	-33	225	-3.74	0.54	0.91
8. Sekar Bumi Tbk. [S]	764	420	344	1,362	54	40	42	44	367	21.25	2.57	1.22
9. Sekar Laut Tbk. [S]	377	225	152	745	27	20	20	30	220	12.52	1.68	1.48
10. Siantar Top Tbk. [S]	1,920	911	1,009	2,544	232	186	186	142	770	21.26	3.92	0.90
11. Tiga Pilar Sejahtera Food Tbk. [S]	9,061	5,094	3,967	6,011	500	374	323	100	1,232	12.04	0.98	1.28
12. Tri Banyan Tirta Tbk.	1,180	673	507	302	-39	-24	-24	-11	232	-29.24	1.40	1.33
13. Ultrajaya Milk Industry & Trading Co. Tbk. [S]	3,540	742	2,798	4,394	701	5,523	519	180	969	21.95	4.07	0.27
14. Wilmar Cahaya Indonesia Tbk. [S]	1,486	846	640	3,486	142	107	107	179	1,075	3.77	0.63	1.32
<b>52 TOBACCO MANUFACTURERS</b>								<b>1,352</b>	<b>6,662</b>	<b>15.82</b>	<b>0.86</b>	<b>-0.94</b>
1. Bentoel Internasional Investama Tbk.	12,667	15,816	-3,149	16,814	-1,939	-1,639	-1,639	-226	-435	-2.25	-1.17	-5.02
2. Gudang Garam Tbk.	63,505	25,498	38,008	70,366	8,635	6,453	6,436	3,345	19,754	16.44	2.78	0.67
3. HM Sampoerna Tbk.	38,011	5,995	32,016	89,069	13,933	10,363	10,363	2,227	6,881	42.20	13.66	0.19
4. Wismilak Inti Makmur Tbk.	1,343	399	944	1,839	178	131	131	62	449	6.90	0.96	0.42
<b>53 PHARMACEUTICALS</b>								<b>19,100</b>	<b>39,499</b>	<b>20.12</b>	<b>2.38</b>	<b>1.73</b>
1. Darya-Varia Laboratoria Tbk. [S]	1,376	403	974	1,306	144	108	108	96	869	13.49	1.50	0.41
2. Indofarma (Persero) Tbk. [S]	1,534	941	593	1,622	14	7	7	2	191	79.29	0.88	1.59
3. Industri Jamu dan Farmasi Sido Muncul Tbk. [S]	2,796	198	2,598	2,219	560	437	437	29	173	18.86	3.18	0.08
4. Kalbe Farma Tbk. [S]	13,696	2,758	10,938	17,887	2,721	2,058	2,004	43	233	30.87	5.66	0.25
5. Kimia Farma (Persero) Tbk. [S]	3,236	1,374	1,862	4,860	338	253	249	45	335	19.42	2.59	0.74
6. Merck Sharp Dohme Pharma Tbk.	1,511	1,410	101	2,261	198	139	139	38,700	28,020	0.75	1.03	13.98
7. Merck Tbk. [S]	642	168	474	983	194	143	143	318	1,057	21.29	6.41	0.35







Industrial Classification / Stock Name	Assets	Lia- bilities	Equities	Sales	EBT	Profit for the Period	Profit for the Period attr. to Owner's Entity	Annual EPS, IDR	Book Value, IDR	PER, (x)	PBV, (x)	DER, (x)
	bn IDR											
19. WEHA Transportasi Indonesia Tbk.	359	230	129	165	-51	-39	-40	-45	145	-3.20	0.99	1.79
20. Pelayaran Nasional Bina Buana Raya Tbk.	2,158	1,097	1,061	339	-377	-381	-381.46	-71	198	-0.72	0.26	1.03
21. Pelayaran Nelly Dwi Putri Tbk. [S]	422	61	361	193	29	28	28	12	154	11.41	0.90	0.17
22. Pelayaran Tempuran Emas Tbk. [S]	1,782	967	815	1,721	318	317	317	278	714	7.02	2.73	1.19
23. Rig Tenders Indonesia Tbk. [S]	1,776	582	1,194	317	-54	-58	-58	-96	1,960	-1.67	0.08	0.49
24. Samudera Indonesia Tbk. [S]	7,906	3,869	4,037	6,223	214	137	112	683	24,652	7.40	0.20	0.96
25. Sidomulyo Selaras Tbk. [S] ①	404	193	211	143	3	1	1	1	187	613.64	2.67	0.92
26. Soechi Lines Tbk. [S]	7,075	3,231	3,844	1,956	585	565	564	80	545	5.94	0.87	0.84
27. Steady Safe Tbk.	10	86	-76	12	2	1	1	3	-193	27.61	-0.47	-1.14
28. Tanah Laut Tbk. [S]	181	2	179	75	3	2	2	4	409	31.01	0.32	0.01
29. Trada Maritime Tbk.	2,834	2,435	399	466	-1,046	-1,053	-955	-98	41	-0.51	1.22	6.11
30. Trans Power Marine Tbk. [S]	1,808	915	893	695		27	27	10	339	23.23	0.70	1.02
31. Wintermar Offshore Marine Tbk. [S]	6,147	2,646	3,501	1,378	-137	-135	-79	-19	867	-8.59	0.19	0.76
32. Zebra Nusantara Tbk. [S]	22	17	5	22	-8	-8	-8	-10	5	-8.56	15.46	3.67
<b>75 NON BUILDING CONSTRUCTION</b>								<b>105</b>	<b>1,294</b>	<b>21.21</b>	<b>4.54</b>	<b>2.67</b>
1. Bali Towerindo Sentra Tbk. [S]	1,205	704	501	170	164	121	121	34	140	26.33	6.35	1.41
2. Bukaka Teknik Utama Tbk. [S]	1,993	792	1,202	1,189	82	59	59	22	455	31.54	1.54	0.66
3. Indika Energy Tbk.	29,663	18,193	11,470	15,136	-1,212	-1,060	-615	-118	2,202	-0.93	0.05	1.59
4. Inti Bangun Sejahtera Tbk. [S]	4,177	1,196	2,981	506	411	315	315	233	2,207	8.15	0.86	0.40
5. Sarana Menara Nusantara Tbk.	21,417	13,738	7,679	4,470	3,958	2,965	2,958	290	753	16.38	6.31	1.79
6. Solusi Tunas Pratama Tbk.	13,739	8,924	4,815	1,786	242	137	137	120	4,232	69.81	1.98	1.85
7. Tower Bersama Infrastructure Tbk.	22,800	21,209	1,591	3,421	1,089	1,445	1,430	298	332	19.71	17.71	13.33
8. Truba Alam Manunggal Engineering Tbk. [S]	715	188	527	93	-605	-593	-593	-38	33	-1.33	1.50	0.36
<b>79 OTHERS</b>												
<b>8. FINANCE</b>								<b>102</b>	<b>980</b>	<b>25.09</b>	<b>1.57</b>	<b>4.21</b>
<b>81 BANK</b>								<b>122</b>	<b>1,055</b>	<b>22.72</b>	<b>1.35</b>	<b>6.94</b>
1. Bank Agris Tbk.	4,217	3,650	567	415	6	4	4	1	108	112.98	0.79	6.44
2. Bank Artha Graha Internasional Tbk.	25,119	22,353	2,766	2,524	84	71	71	6	211	11.63	0.30	8.08
3. Bank Artos Indonesia Tbk. ②	746	638	107	99	0.08	-0.31	-0.31	-	-	-	-	5.95
4. Bank Bukopin Tbk.	94,367	86,831	7,535	9,482	1,179	964	960	107	829	6.56	0.84	11.52
5. Bank Bumi Arta Tbk.	6,567	5,333	1,234	687	78	57	57	25	534	7.63	0.36	4.32
6. Bank Capital Indonesia Tbk.	12,159	11,106	1,053	1,163	120	91	91	14	164	14.31	1.25	10.54
7. Bank Central Asia Tbk.	594,373	501,945	89,625	59,093	22,657	18,036	18,019	738	3,635	18.02	3.66	5.60
8. Bank CIMB Niaga Tbk.	238,849	210,170	28,679	24,005	570	428	428	17	1,141	34.60	0.52	7.33
9. Bank Danamon Indonesia Tbk.	188,057	153,843	34,215	28,263	3,282	2,469	2,393	252	3,570	12.69	0.90	4.50
10. Bank Dinar Indonesia Tbk.	2,074	1,641	433	188	18	14	14	6	192	17.95	0.59	3.79
11. Bank Ganesha Tbk. ②	1,974	1,764	210	222	7	5	5	-	-	-	-	8.38
12. Bank Harda Internasional Tbk.	2,079	1,703	376	7,185	-60	-46	-46	-13	103	-9.43	1.16	4.53
13. Bank Ina Perdana Tbk.	2,082	1,762	319	229	21	17	17	8	152	35.72	1.91	5.52
14. Bank JTrust Indonesia Tbk.	13,184	12,185	998	1,158	-652	-676	-676	-24	35	-2.08	1.42	12.21
15. Bank Mandiri (Persero) Tbk.	910,063	736,199	119,492	99,496	26,369	21,152	20,335	880	5,121	10.51	1.81	6.16
16. Bank Maspion Indonesia Tbk.	5,344	4,496	848	490	55	40	40	11	220	37.94	1.82	5.30
17. Bank Mayapada Internasional Tbk.	47,306	42,719	4,587	5,051	878	652	652	153	1,066	12.74	1.83	9.31
18. Bank Maybank Indonesia Tbk.	157,619	141,876	15,743	10,258	1,545	1,144	1,139	17	232	10.07	0.74	9.01
19. Bank Mega Tbk.	68,225	56,708	11,517	8,393	1,239	1,053	1,053	153	1,654	21.45	1.98	4.92
20. Bank Mestika Dharma Tbk.	9,410	7,146	2,264	717	322	241	241	59	553	26.24	2.82	3.16
21. Bank Mitraniaga Tbk.	2,038	1,824	214	237	15	11	11	7	131	30.80	1.61	8.52
22. Bank MNC Internasional Tbk.	12,137	10,429	1,708	1,023	11	8	8	0.43	89	162.10	0.78	6.11
23. Bank Nationalnobu Tbk.	6,703	5,514	1,190	508	23	18	18	4	276	105.97	1.64	4.63
24. Bank Negara Indonesia (Persero) Tbk.	508,595	412,728	78,438	49,078	11,466	9,141	9,067	491	4,206	10.16	1.19	5.26
25. Bank Nusantara Parahyangan Tbk.	8,613	7,418	1,195	1,049	90	67	67	100	1,766	18.64	1.05	6.20
26. Bank OCBC NISP Tbk.	120,480	104,069	16,411	10,075	2,001	1,501	1,501	132	1,430	9.65	0.89	6.34
27. Bank of India Indonesia Tbk.	6,087	4,973	1,115	578	-48	-45	-45	-43	1,070	-82.99	3.36	4.46
28. Bank Pan Indonesia Tbk.	183,121	152,314	30,806	17,933	2,458	1,568	1,407	59	1,279	13.89	0.64	4.94
29. Bank Panin Syariah Tbk. [S]	7,134	841	1,155	734	75	54	54	5	117	45.57	2.13	0.73
30. Bank Permata Tbk.	182,689	163,877	18,813	8,406	294	247	247	21	1,583	44.99	0.60	8.71
31. Bank Pundi Indonesia Tbk.	5,967	5,657	311	1,100	-385	-331	-331	-31	29	-1.70	1.83	18.21
32. Bank QNB Indonesia Tbk.	25,758	23,333	2,424	2,253	209	156	156	18	277	16.11	1.05	9.63

Industrial Classification / Stock Name	Assets	Liabilities	Equities	Sales	EBT	Profit for the Period	Profit for the Period attr. to Owner's Entity	Annual EPS, IDR	Book Value, IDR	PER, (x)	PBV, (x)	DER, (x)
33. Bank Rakyat Indonesia (Persero) Tbk.	878,426	765,299	113,127	97,843	32,494	25,411	25,398	1,040	4,586	10.99	2.49	6.76
34. Bank Rakyat Indonesia Agroniaga Tbk.	8,365	7,012	1,352	842	111	80	80	7	118	13.70	0.82	5.18
35. Bank Sinarmas Tbk.	27,869	24,199	3,670	4,157	239	185	185	13	404	29.81	0.97	6.59
36. Bank Tabungan Negara (Persero) Tbk.	171,808	157,947	13,860	16,073	2,542	1,851	1,851	177	1,310	7.33	0.99	11.40
37. Bank Tabungan Pensiunan Nasional Tbk.	81,040	64,053	13,924	13,710	2,433	1,753	1,702	294	2,384	8.15	1.01	4.60
38. Bank Victoria International Tbk.	23,251	20,032	2,114	2,217	94	94	94	13	296	7.90	0.35	9.48
39. Bank Windu Kentjana International Tbk.	10,089	8,675	1,414	1,025	97	67	67	10.41	216.24	28.82	1.39	6.14
40. Bank Woori Saudara Indonesia 1906 Tbk.	20,020	15,884	4,136	1,753	362	265	265	53	815	20.83	1.35	3.84
41. Bank Yudha Bhakti Tbk.	3,418	3,052	365	411	34	25	25	9.99	145.31	38.65	2.66	8.35
42. BPD Jawa Barat dan Banten Tbk.	88,697	76,068	7,757	10,650	1,766	1,381	1,377	143	800	5.26	0.94	9.81
43. BPD Jawa Timur Tbk.	42,804	36,508	6,295	5,043	1,261	885	885	60	422	7.30	1.04	5.80
<b>82 FINANCIAL INSTITUTION</b>								<b>93</b>	<b>776</b>	<b>27.62</b>	<b>1.03</b>	<b>2.83</b>
1. Adira Dinamika Multi Finance Tbk.	27,744	23,383	4,361	8,064	901	665	665	665	4,361	5.22	0.80	5.36
2. Batavia Prosperindo Finance Tbk.	982	483	499	250	55	41	41	30	367	19.71	1.63	0.97
3. BFI Finance Indonesia Tbk.	11,770	7,751	4,019	2,831	835	650	650	415	2,567	6.74	1.09	1.93
4. Buana Finance Tbk.	3,163	2,079	1,083	549	83	62	62	38	658	33.20	1.90	1.92
5. Clipan Finance Indonesia Tbk.	6,647	3,048	3,599	1,111	390	286	286	72	903	3.83	0.30	0.85
6. Danasupra Erapacific Tbk.	52	1	51	4	1	1	1	1	76	152.07	1.85	0.02
7. Radana Bhaskara Finance Tbk.	3,085	2,588	497	547	48	40	40	17	213	10.64	0.85	5.21
8. Indomobil Multi Jasa Tbk.	11,135	9,251	1,884	2,145	134	82	81	19	436	26.14	1.13	4.91
9. Intan Baruprana Finance Tbk. ①	3,161	2,592	569	443	1	1	1	0.28	179	668.33	1.06	4.56
10. Magna Finance Tbk.	458	319	140	132	4	2	2	2	140	21.36	0.38	2.28
11. Mandala Multifinance Tbk.	4,595	3,001	1,594	1,700	329	247	247	186	1,203	4.68	0.72	1.88
12. Tifa Finance Tbk	1,346	1,050	296	165	28	20	20	19	274	7.48	0.51	3.54
13. Trust Finance Indonesia Tbk.	289	27	224	35	11	9	9	12	280	16.69	0.71	0.12
14. Verena Multi Finance Tbk.	1,894	1,610	284	379	6	2	2	2	284	65.85	0.56	5.66
15. Wahana Ottomitra Multiartha Tbk.	5,306	4,551	756	1,740	24	16	16	5	217	17.78	0.37	6.02
<b>83 SECURITIES COMPANY</b>								<b>4</b>	<b>265</b>	<b>22.95</b>	<b>2.56</b>	<b>0.13</b>
1. HD Capital Tbk.	293	128	165	15	-2	-2	-2	-1	78	-55.34	0.64	0.78
2. Kresna Graha Investama Tbk.	685	168	517	183	56	56	56	15	142	137.38	14.92	0.32
3. Majapahit Inti Corpora Tbk.	67	2	65	8	5	5	5	7	90	18.16	1.39	0.03
4. Minna Padi Investama Tbk. ①	517	68	449	19	3	3	3	1	159	682.91	4.69	0.15
5. Onix Capital Tbk.	113	189	-76	20	-35	-34	-34	-125	-277	-3.45	-1.56	-2.49
6. Panca Global Securities Tbk.	282	75	207	24	26	23	23	33	292	6.28	0.70	0.36
7. Panin Sekuritas Tbk.	1,466	415	1,051	337	109	64	63	88	1,459	46.72	2.81	0.39
8. Reliance Securities Tbk.	1,111	350	761	98	33	31	31	17	423	22.97	0.95	0.46
9. Trimegah Securities Tbk.	1,292	699	593	323	50	33	33	5	83	10.92	0.61	1.18
10. Yulie Sekurindo Tbk.	54	4	50	1	1	1	0.77	3	197	27	0.41	0.07
<b>84 INSURANCE</b>								<b>187</b>	<b>1,750</b>	<b>26.52</b>	<b>1.94</b>	<b>1.69</b>
1. Asuransi Bina Dana Arta Tbk.	2,847	1,625	1,222	1,633	279	269	269	433	1,969	18.43	4.05	1.33
2. Asuransi Bintang Tbk.	494	333	161	203	30	28	28	162	923	2.72	0.48	2.07
3. Asuransi Dayin Mitra Tbk.	1,465	1,218	247	205	58	44	44	231	1,286	4.97	0.89	4.93
4. Asuransi Harta Aman Pratama Tbk.	469	283	186	252	11	8	8	10	221	22.70	0.99	1.52
5. Asuransi Jasa Tania Tbk.	390	224	166	220	22	18	18	30	277	5.29	0.57	1.35
6. Asuransi Mitra Maparya Tbk.	559	334	225	230	9	9	9	6	156	189.57	7.72	1.48
7. Asuransi Multi Artha Guna Tbk.	2,628	1,119	1,509	757	212	194	194	39	302	9.81	1.26	0.74
8. Asuransi Ramayana Tbk.	1,422	1,148	274	707	79	64	64	298	1,279	7.73	1.80	4.18
9. Lippo General Insurance Tbk.	2,229	953	1,276	1,300	95	78	78	518	8,505	10.14	0.62	0.75
10. Maskapai Reasuransi Indonesia Tbk.	1,439	815	624	1,115	163	136	136	349	1,606	17.77	3.86	1.31
11. Paninvest Tbk.	23,098	5,335	17,748	5,240	1,287	1,268	626	154	4,363	3.54	0.12	0.30
12. Victoria Insurance Tbk.	211	46	165	34	17	17	17	12	113	8.89	0.92	0.28
<b>85 INVESTMENT FUND / MUTUAL FUND</b>												
<b>89 OTHERS</b>								<b>14</b>	<b>691</b>	<b>0.38</b>	<b>1.61</b>	<b>1.06</b>
1. Batavia Prosperindo International Tbk.	551	185	366	229	77	59	50	97	712	34.53	4.70	0.51
2. Capitalinc Investment Tbk.	3,072	1,630	1,442	150	-1,522	-1,573	-1,571	-49	45	-1.01	1.10	1.13
3. Equity Development Investment Tbk.	4,281	3,298	983	1,153	112	93	76	15	188	7.35	0.57	3.36
4. Lippo Securities Tbk.	1,164	9	1,155	2	3	3	3	1	446	71.28	0.20	0.008
5. MNC Kapital Indonesia Tbk.	19,395	14,191	5,204	1,284	-51	-38	-43	-9	1,110	-182.70	1.52	2.73





Industrial Classification / Stock Name	Assets	Liabilities	Equities	Sales	EBT	Profit for the Period	Profit for the Period attr. to Owner's Entity	Annual EPS, IDR	Book Value, IDR	PER, (x)	PBV, (x)	DER, (x)
2. Bakrie & Brothers Tbk.	9,186	13,122	-3,935	4,662	-1,647	-1,719	-1,745	-19	-42	-2.69	-1.19	-3.33
3. Bumi Resources Minerals Tbk.	27,489	12,366	15,123	173	-1,083	-845	-594	-23	591	-2.15	0.08	0.82
4. Global Mediacom Tbk. [S] ①	26,492	11,198	15,295	10,573	615	283	52	4	1,077	299.33	1.02	0.73
5. Hanson International (Seri B) Tbk.	8,299	1,977	6,322	82	-52	-14	20	18	5,639	2.83	0.01	0.31
6. Hanson International Tbk. ①	8,299	1,977	6,322	82	-52	-14	20	1	426	476	1.49	0.31
7. MNC Investama Tbk.	53,177	30,444	22,734	12,211	-445	-588	-864	-22	584	-7.84	0.30	1.34
8. Multipolar Tbk. [S]	22,734	13,821	8,913	17,867	-1,159	-1,247	-1,205	-120	886	-2.15	0.29	1.55
9. Polaris Investama Tbk.	342	116	226	24	-10	-10	-11	-9	191	-176.65	8.21	0.51
10. Pool Advista Indonesia Tbk.	171	24	147	7	9	9	9	40	655	74.75	4.57	0.16
11. Saratoga Investama Sedaya Tbk. [S]	16,701	5,221	11,481	4,282	1,676	1,452	923	340	4,232	11.78	0.95	0.45
99 OTHERS								2,454	9,478	2.85	0.95	0.67
1. Dyandra Media International Tbk. [S]	1,649	833	816	774	-108	-120	-109	-25	191	(2.55)	0.34	1.02
2. Gema Grahasarana Tbk. [S]	448	260	188	837	31	25	25	78	588	4.22	0.56	1.38
3. Multifiling Mitra Indonesia Tbk. [S]	185	22	163	85	22	16	16	22	215	8.60	0.87	0.14
4. Sugih Energy Tbk. ①	17,039	13,448	3,591	28	-466	-529	-529	-21	145	-22	3.25	3.75
5. Sumber Energi Andalan Tbk. ⑦	1,572	0.21	1,572	1	311	311	311	12,194	46,221	1.14	0.30	0.0001

Average PER	11.72
Weighted Average PER	11.59
Average PBV	2.03
Weighted Average PBV	2.14

**Notes:**

- ① These companies are excluded from the Average PER computation
- ② New Listed 2016
- ③ Financial Statement Date: Sep 2014
- ④ Financial Statement Date: Dec 2014
- ⑤ Financial Statement Date: Jun 2015
- ⑥ Financial Statement Date: Sep 2015
- ⑦ Fiscal Year End: March
- ⑧ Fiscal Year End: May

**Name Changes of Listed Companies, 2015 - June 2016**

No.	Code	Former Name	New Name	Announcement Date	Effective Date
1.	CMPP	Centris Multipersada Pratama Tbk.	Rimau Multi Putra Pratama Tbk.	15-Jan-15	16-Jan-15
2.	BWPT	BW Plantation Tbk.	Eagle High Plantation Tbk.	04-Feb-15	05-Feb-15
3.	SDRA	Bank Himpunan Saudara Indonesia 1906 Tbk.	Bank Woori Saudara Indonesia 1906 Tbk.	05-Mar-15	06-Mar-15
4.	CPGT	Cipaganti Citra Graha Tbk.	Citra Maharlika Nusantara Corpora Tbk.	13-May-15	15-May-15
5.	RIMO	Rimo Catur Lestari Tbk.	Rimo International Lestari Tbk.	01-Jun-15	03-Jun-15
6.	BCIC	Bank Mutiara Tbk.	Bank JTrust Indonesia Tbk.	23-Jun-15	24-Jun-15
7.	WEHA	Panorama Transportasi Tbk.	WEHA Transportasi Indonesia Tbk.	10-Sep-15	11-Sep-15
8.	ATPK	ATPK Resources Tbk.	Bara Jaya Internasional Tbk.	15-Sep-15	16-Sep-15
9.	BNII	Bank Internasional Indonesia Tbk.	Bank Maybank Indonesia Tbk.	05-Oct-15	06-Oct-15
10.	AKSI	Majapahit Securities Tbk.	Majapahit Inti Corpora Tbk.	25-Nov-15	26-Nov-15
11.	KREN	Kresna Graha Sekurindo Tbk.	Kresna Graha Investama Tbk.	03-Dec-15	03-Dec-15
12.	MYTX	Apac Citra Centertex Tbk.	Asia Pacific Investama Tbk.	15-Mar-16	16-Mar-16
13.	BIIF	BII Finance Center	Maybank Indonesia Finance	12-Apr-16	13-Apr-16
14.	ASMI	Asuransi Mitra Maparya Tbk.	Asuransi Kresna Mitra Tbk.	22-Jul-16	25-Jul-16
15.	TRIM	Trimegah Securities Tbk.	Trimegah Sekuritas Indonesia Tbk.	29-Jul-16	29-Jul-16
16.	BEKS	Bank Pundi Indonesia Tbk.	Bank Pembangunan Daerah Banten Tbk.	02-Aug-16	02-Aug-16

## Listed Government Bonds, Fixed Rate

No.	Code	Name of Bond	Listing Date	Maturity Date	Coupon Rate	Tenure, years	Outstanding, mn IDR	Trading Value, bn IDR		
								2015	Jan - Jun 2016	
1.	FR0028	Obligasi Negara RI Seri FR0028	24-Feb-05	15-Jul-17	10.00%	13	12,706,744	34,785	9,233	
2.	FR0030	Obligasi Negara RI Seri FR0030	20-May-05	15-May-16	10.75%	11	9,085,710	29,978	3,803	
3.	FR0031	Obligasi Negara RI Seri FR0031	17-Jun-05	15-Nov-20	11.00%	16	17,890,000	19,567	6,536	
4.	FR0032	Obligasi Negara RI Seri FR0032	06-Sep-05	15-Jul-18	15.00%	13	918,492	616	15	
5.	FR0034	Obligasi Negara RI Seri FR0034	27-Jan-06	15-Jun-21	12.80%	16	16,286,400	15,153	5,482	
6.	FR0035	Obligasi Negara RI Seri FR0035	17-Feb-06	15-Jun-22	12.90%	16	11,023,750	24,947	3,113	
7.	FR0036	Obligasi Negara RI Seri FR0036	20-Apr-06	15-Sep-19	11.50%	14	9,422,500	8,147	4,175	
8.	FR0037	Obligasi Negara RI Seri FR0037	19-May-06	15-Sep-26	12.00%	20	2,450,000	739	238	
9.	FR0038	Obligasi Negara RI Seri FR0038	25-Aug-06	15-Aug-18	11.60%	12	2,477,862	2,080	686	
10.	FR0039	Obligasi Negara RI Seri FR0039	25-Aug-06	15-Aug-23	11.75%	17	4,175,000	960	728	
11.	FR0040	Obligasi Negara RI Seri FR0040	22-Sep-06	15-Sep-25	11.00%	19	26,002,090	8,765	4,950	
12.	FR0042	Obligasi Negara RI Seri FR0042	26-Jan-07	15-Jul-27	10.25%	21	14,774,100	4,036	6,814	
13.	FR0043	Obligasi Negara RI Seri FR0043	23-Feb-07	15-Jul-22	10.25%	16	14,417,000	10,241	3,229	
14.	FR0044	Obligasi Negara RI Seri FR0044	20-Apr-07	15-Sep-24	10.00%	18	18,014,000	15,170	6,812	
15.	FR0045	Obligasi Negara RI Seri FR0045	25-May-07	15-May-37	9.75%	30	6,400,000	2,893	3,044	
16.	FR0046	Obligasi Negara RI Seri FR0046	20-Jul-07	15-Jul-23	9.50%	16	16,855,000	27,562	4,795	
17.	FR0047	Obligasi Negara RI Seri FR0047	31-Aug-07	15-Feb-28	10.00%	21	20,385,000	5,564	3,992	
18.	FR0048	Obligasi Negara RI Seri FR0048	28-Sep-07	15-Sep-18	9.00%	11	5,043,570	2,009	3,621	
19.	FR0050	Obligasi Negara RI Seri FR0050	25-Jan-08	15-Jul-38	10.50%	31	15,661,000	2,324	625	
20.	FR0052	Obligasi Negara RI Seri FR0052	21-Aug-09	15-Aug-30	10.50%	21	23,500,000	19,985	9,996	
21.	FR0053	Obligasi Negara RI Seri FR0053	09-Jul-10	15-Jul-21	8.25%	11	59,527,793	147,169	157,346	
22.	FR0054	Obligasi Negara RI Seri FR0054	23-Jul-10	15-Jul-31	9.50%	21	27,096,000	48,860	11,835	
23.	FR0055	Obligasi Negara RI Seri FR0055	24-Sep-10	15-Sep-16	7.38%	6	13,340,300	27,718	21,027	
24.	FR0056	Obligasi Negara RI Seri FR0056	24-Sep-10	15-Sep-26	8.38%	16	55,114,000	153,127	297,625	
25.	FR0057	Obligasi Negara RI Seri FR0057	15-May-11	15-May-41	9.50%	30	13,550,000	3,488	1,322	
26.	FR0058	Obligasi Negara RI Seri FR0058	22-Jul-11	15-Jun-32	8.25%	21	42,798,000	61,124	16,074	
27.	FR0059	Obligasi Negara RI Seri FR0059	16-Sep-11	15-May-27	7.00%	16	26,630,000	28,638	16,700	
28.	FR0060	Obligasi Negara RI Seri FR0060	07-Oct-11	15-Apr-17	6.25%	6	9,850,000	17,812	14,150	
29.	FR0061	Obligasi Negara RI Seri FR0061	07-Oct-11	15-May-22	7.00%	11	31,200,000	64,071	19,534	
30.	FR0062	Obligasi Negara RI Seri FR0062	10-Feb-12	15-Apr-42	6.38%	30	12,000,000	16,484	2,372	
31.	FR0063	Obligasi Negara RI Seri FR0063	14-Aug-12	15-May-23	5.63%	11	34,416,000	47,109	20,775	
32.	FR0064	Obligasi Negara RI Seri FR0064	14-Aug-12	15-May-28	6.13%	16	29,895,000	37,028	20,721	
33.	FR0065	Obligasi Negara RI Seri FR0065	31-Aug-12	15-May-33	6.63%	21	47,850,000	43,419	16,609	
34.	FR0066	Obligasi Negara RI Seri FR0066	29-Oct-12	15-May-18	5.25%	6	17,856,000	26,001	18,111	
35.	FR0067	Obligasi Negara RI Seri FR0067	19-Jul-13	15-Feb-44	8.75%	31	16,250,000	8,752	8,101	
36.	FR0068	Obligasi Negara RI Seri FR0068	02-Aug-13	15-Mar-34	8.38%	21	92,400,000	375,549	105,249	
37.	FR0069	Obligasi Negara RI Seri FR0069	30-Aug-13	15-Apr-19	7.88%	6	60,696,000	286,399	71,410	
38.	FR0070	Obligasi Negara RI Seri FR0070	30-Aug-13	15-Mar-24	8.38%	11	132,032,000	632,170	123,590	
39.	FR0071	Obligasi Negara RI Seri FR0071	13-Sep-13	15-Mar-29	9.00%	16	92,102,000	310,227	83,969	
40.	FR0072	Obligasi Negara RI Seri FR0072	10-Jul-15	15-May-36	8.25%	21	12,650,000	67,345	102,536	
41.	FR0073	Obligasi Negara RI Seri FR0073	07-Aug-15	15-May-31	8.75%	16	11,455,000	53,247	180,056	
42.	USDFR0001	Obligasi Negara RI Seri USDFR0001	29-Oct-13	15-May-17	3.50%	4	1,040	-	-	
							Rp	1,086,196,311	2,691,257	1,390,997
							USD	1,040	-	-

## Listed Government Bonds, Variable Rate

No.	Code	Name of Bond	Listing Date	Maturity Date	Coupon Rate	Tenure, years	Outstanding, mn IDR	Trading Value, bn IDR	
								2015	Jan - Jun 2016
1.	VR0022	Obligasi Pemerintah Tahun 2002 Seri VR0022	03-Dec-02	25-Mar-16	SPN 3	13	9,016,749	6,629	3,580
2.	VR0023	Obligasi Pemerintah Tahun 2002 Seri VR0023	03-Dec-02	25-Oct-16	SPN 3	14	8,652,056	17,830	4,400
3.	VR0024	Obligasi Pemerintah Tahun 2002 Seri VR0024	03-Dec-02	25-Feb-17	SPN 3	14	9,909,300	100	-
4.	VR0025	Obligasi Pemerintah Tahun 2002 Seri VR0025	03-Dec-02	25-Sep-17	SPN 3	15	3,209,300	3,500	110
5.	VR0026	Obligasi Pemerintah Tahun 2002 Seri VR0026	03-Dec-02	25-Jan-18	SPN 3	15	5,442,142	306.00	-
6.	VR0027	Obligasi Pemerintah Tahun 2002 Seri VR0027	03-Dec-02	25-Jul-18	SPN 3	16	5,442,142	9,592	950
7.	VR0028	Obligasi Pemerintah Tahun 2002 Seri VR0028	03-Dec-02	25-Aug-18	SPN 3	16	7,033,994	500	1,000
8.	VR0029	Obligasi Pemerintah Tahun 2002 Seri VR0029	03-Dec-02	25-Aug-19	SPN 3	17	12,212,320	13,645	1,465
9.	VR0030	Obligasi Pemerintah Tahun 2002 Seri VR0030	03-Dec-02	25-Dec-19	SPN 3	17	10,503,015	1,997	1,994
10.	VR0031	Obligasi Pemerintah Tahun 2002 Seri VR0031	03-Dec-02	25-Jul-20	SPN 3	18	25,322,354	5,117	3,632
							<b>96,743,372</b>	<b>59,217</b>	<b>17,131</b>

## Listed Government Bonds, Retail Bonds

No.	Code	Name of Bond	Listing Date	Maturity Date	Coupon Rate	Tenure, years	Outstanding, mn IDR	Trading Value, bn IDR	
								2015	Jan - Jun 2016
1.	ORI010	Obligasi Negara RI Seri ORI010	10-Oct-13	15-Oct-16	8.50%	3	20,205,255	40,288	21,460
2.	ORI011	Obligasi Negara RI Seri ORI011	23-Oct-14	15-Oct-17	8.50%	3	21,215,910	54,486	14,183
							<b>41,421,165</b>	<b>94,773</b>	<b>35,643</b>

## Listed Government Treasury Bills, Fixed Rate

No.	Code	Name of Bond	Listing Date	Maturity Date	Coupon Rate	Tenure, month	Outstanding, mn IDR	Trading Value, bn IDR	
								2015	Jan - Jun 2016
1.	SPN03160115	Surat Perbendaharaan Negara Seri SPN03160115	19-Oct-15	15-Jan-16	-	3	650,000	2,248	-
2.	SPN03160211	Surat Perbendaharaan Negara Seri SPN03160211	13-Nov-15	11-Feb-16	-	3	800,000	1,836	108
3.	SPN12160107	Surat Perbendaharaan Negara Seri SPN12160107	09-Jan-15	07-Jan-16	-	12	8,750,000	30,089	7
4.	SPN12160204	Surat Perbendaharaan Negara Seri SPN12160204	06-Feb-15	04-Feb-16	-	12	5,450,000	10,910	42
5.	SPN12160304	Surat Perbendaharaan Negara Seri SPN12160304	06-Mar-15	04-Mar-16	-	12	7,850,000	23,634	6,146
6.	SPN12160401	Surat Perbendaharaan Negara Seri SPN12160401	06-Apr-15	01-Apr-16	-	12	3,900,000	11,307	9,124
7.	SPN12160512	Surat Perbendaharaan Negara Seri SPN12160512	15-May-15	12-May-16	-	12	2,600,000	2,882	2,229
8.	SPN12160610	Surat Perbendaharaan Negara Seri SPN12160610	12-Jul-15	10-Jun-16	-	12	2,350,000	1,849	3,263
9.	SPN12160708	Surat Perbendaharaan Negara Seri SPN12160708	10-Jul-15	08-Jul-16	-	12	3,450,000	5,513	7,419
10.	SPN12160805	Surat Perbendaharaan Negara Seri SPN12160805	07-Aug-15	05-Aug-16	-	12	2,500,000	1,406	3,121
11.	SPN12160902	Surat Perbendaharaan Negara Seri SPN12160902	04-Sep-15	02-Sep-16	-	12	1,500,000	6,099	1,974
12.	SPN12161015	Surat Perbendaharaan Negara Seri SPN12161015	19-Oct-15	15-Oct-16	-	12	1,300,000	617	-
13.	SPN12161111	Surat Perbendaharaan Negara Seri SPN12161111	13-Nov-15	11-Nov-16	-	12	950,000	750	1,138
14.	SPN12161202	Surat Perbendaharaan Negara Seri SPN12161202	04-Dec-15	02-Dec-16	-	12	900,000	600	3,320
							<b>42,950,000</b>	<b>99,740</b>	<b>37,891</b>



## Listed Sovereign Sukuk, Fixed Rate

No.	Code	Name of Bond	Listing Date	Maturity Date	Coupon Rate	Tenure, year	Outstanding, mn IDR	Trading Value, bn IDR	
								2015	Jan - Jun 2016
1.	IFR0002	Surat Berharga Syariah Negara RI Seri IFR-0002	27-Aug-08	15-Aug-18	11.95%	10	1,985,000	761	34
2.	IFR0005	Surat Berharga Syariah Negara RI Seri IFR-0005	22-Jan-10	15-Jan-17	9.00%	7	1,171,000	26	23
3.	IFR0006	Surat Berharga Syariah Negara RI Seri IFR-0006	05-Apr-10	15-Apr-30	10.25%	20	2,175,000	760	167
4.	IFR0007	Surat Berharga Syariah Negara RI Seri IFR-0007	22-Jan-10	15-Jan-25	10.25%	15	1,547,000	1,215	90
5.	IFR0008	Surat Berharga Syariah Negara RI Seri IFR-0008	16-Apr-10	15-Mar-20	8.80%	10	252,000	20	-
6.	IFR0010	Surat Berharga Syariah Negara RI Seri IFR-0010	04-Mar-11	15-Feb-36	8.80%	25	4,110,000	2,154	128
							<b>11,240,000</b>	<b>4,935</b>	<b>441</b>

## Listed Sovereign Sukuk, Project Based

No.	Code	Name of Bond	Listing Date	Maturity Date	Coupon Rate	Tenure, year	Outstanding, mn IDR	Trading Value, bn IDR	
								2015	Jan - Jun 2016
1.	PBS001	Sukuk Negara Seri PBS001	17-Feb-12	15-Feb-18	4.45%	6	6,725,000	70	59
2.	PBS002	Sukuk Negara Seri PBS002	03-Feb-12	15-Jan-22	5.45%	10	1,218,000	115	17
3.	PBS003	Sukuk Negara Seri PBS003	03-Feb-12	15-Jan-27	6.00%	15	3,786,000	1,966	2
4.	PBS004	Sukuk Negara Seri PBS004	17-Feb-12	15-Feb-37	6.10%	25	10,149,000	4,641	674
5.	PBS005	Sukuk Negara Seri PBS005	03-May-13	15-Apr-43	6.75%	30	9,934,000	4,732	192
6.	PBS006	Sukuk Negara Seri PBS006	20-Sep-13	15-Sep-20	8.25%	7	14,399,000	17,977	5,584
7.	PBS007	Sukuk Negara Seri PBS007	30-Sep-14	15-Sep-40	9.00%	26	7,525,000	5,338	272
8.	PBS008	Sukuk Negara Seri PBS008	16-Jan-15	15-Jun-16	7.00%	1	19,630,000	40,159	10,560
9.	PBS009	Sukuk Negara Seri PBS009	31-Jul-15	25-Jan-18	7.75%	1	7,805,000	1,887	29,754
10.	PBS010	Sukuk Negara Seri PBS010	27-Oct-15	25-Jan-19	8.63%	39	1,000,000	-	-
							<b>82,171,000</b>	<b>76,884</b>	<b>47,115</b>

## Listed Sovereign Sukuk, Retail Sukuk

No.	Code	Name of Bond	Listing Date	Maturity Date	Coupon Rate	Tenure, year	Outstanding, mn IDR	Trading Value, bn IDR	
								2015	Jan - Jun 2016
1.	SR005	Sukuk Negara Ritel Seri SR-005	28-Feb-13	27-Feb-16	6.00%	3	14,968,875	15,690	5,163
2.	SR006	Sukuk Negara Ritel Seri SR-006	06-Mar-14	05-Mar-17	8.75%	3	19,323,345	77,363	31,092
3.	SR007	Sukuk Negara Ritel Seri SR-007	12-Mar-15	11-Mar-18	8.25%	3	21,965,035	103,193	38,592
							<b>56,257,255</b>	<b>196,246</b>	<b>74,848</b>

## Listed Sovereign Sukuk, Project Based

No.	Code	Name of Bond	Listing Date	Maturity Date	Coupon Rate	Tenure, month	Outstanding, mn IDR	Trading Value, bn IDR	
								2015	Jan - Jun 2016
1.	SPN-S05022016	Surat Perbendaharaan Negara Syariah Seri SPN-S05022016	14-Aug-15	05-Feb-16	-	6	960,000	822	470
2.	SPN-S09032016	Surat Perbendaharaan Negara Syariah Seri SPN-S09032016	11-Sep-15	09-Mar-16	-	6	1,255,000	627	76
3.	SPN-S15012016	Surat Perbendaharaan Negara Syariah Seri SPN-S15042016	03-Jul-15	15-Jan-16	-	6	1,340,000	1,151	49
4.	SPN-S07042016	Surat Perbendaharaan Negara Syariah Seri SPN-S07042016	09-Oct-15	07-Apr-16	-	6	1,900,000	1,066	742
5.	SPN-S04052016	Surat Perbendaharaan Negara Syariah Seri SPN-S04052016	06-Nov-15	04-May-16	-	6	3,560,000	844	2,026
							<b>9,015,000</b>	<b>4,510</b>	<b>3,364</b>

## Corporate Action of Government Bonds

No.	Type of Corporate Action	2015		Jan-Jun 2016	
		Series	Value of Corporate Action, IDR	Series	Value of Corporate Action, IDR
1.	Amortization	7	-209,882,750,288	-	-
2.	Buyback	8	-1,401,290,000,000	-	-
3.	Debt Switch	14	2,950,000,000,000	7	472,000,000,000
4.	Mature	59	-101,473,127,000,000	16	-71,180,710,000,000
5.	Reopening	139	268,970,500,000,000	-	-
	<b>Total</b>	<b>227</b>	<b>168,836,200,249,712</b>	<b>23</b>	<b>70,708,710,000,000</b>

## Corporate Action of Corporate Bonds

No.	Type of Corporate Action	2015		Jan-Jun 2016	
		Series	Value of Corporate Action, IDR	Series	Value of Corporate Action, IDR
1.	Amortization	27	-773,957,383,322	15	-422,633,060,354
2.	Buyback	-	-	6	-1,340,000,000,000
3.	Delisting	-	-	-	-
4.	Mature	85	-35,291,500,000,000	50	-25,169,764,911,124
5.	Option Buy	-	-	-	-
6.	Restructuring	-	-	-	-
	<b>Total</b>	<b>112</b>	<b>-36,065,457,383,322</b>	<b>71</b>	<b>-26,932,397,971,478</b>

## Listed Corporate Bonds and Sukuks

Listed Bond & Sukuk	Code	Type	Date		Currency	Nominal, bn IDR		Volume, bn IDR		Interest / Revenue Sharing			Rating		Tenure		Trustee	
			Listing	Maturity		Issued	Out standing	Dec-15	Jan-Jun-16	Financial Statement	Fiscal Year End	Assets	Liabilities	Equity	Sales	Operating Profit	Profit for the period*	
<b>1. AGRICULTURE</b>						2,700	2,700	833	311									
<b>12. PLANTATION</b>						2,700	2,700	833	311									
1. PT PERKEBUNAN NUSANTARA X						700	700	362	90	Sep-15	Dec	4,205	2,696	1,510	1,414	41	27	
1. Obligasi I PTPN X Tahun 2013	PPNX01	B	08-Jul-13	05-Jul-18	IDR	700	700	362	90	8.900%			idA+ stable	5 Years	Bank CIMB Niaga Tbk.			
2. PT SINAR MAS AGRO RESOURCES AND TECHNOLOGY (SMART) Tbk.						1,000	1,000	150	201	Dec-15	Dec	23,957	16,334	7,623	36,230	-207	-386	
1. Obligasi Berkelanjutan I SMART Tahap I Tahun 2012 Seri A	SMAR01ACN1	B	04-Jul-12	03-Jul-17	IDR	900	900	113	121	9.000%			idAA stable	5 Years	Bank Mega Tbk.			
2. Obligasi Berkelanjutan I SMART Tahap I Tahun 2012 Seri B	SMAR01BCN1	B	04-Jul-12	03-Jul-19	IDR	100	100	37	80	9,25%			idAA stable	7 Years	Bank Mega Tbk.			
3. PT TUNAS BARU LAMPUNG Tbk.						1,000	1,000	321	20	Dec-15	Dec	9,284	6,405	2,878	5,331	263	197	
1. Obligasi II Tunas Baru Lampung Tahun 2012	TBLA02	B	06-Jul-12	05-Jul-17	IDR	1,000	1,000	321	20	10.500%			idA stable	5 Years	Bank Sinarmas Tbk.			
<b>2. MINING</b>						6,500	6,500	2,310	2,284	Financial Statement	Fiscal Year End	Assets	Liabilities	Equity	Sales	Operating Profit	Net Income	
<b>22. CRUDE PETROLEUM &amp; NATURAL GAS PRODUCTION</b>						3,500	3,500	1,002	1,224									
1. PT MEDCO ENERGI INTERNASIONAL Tbk.						3,500	3,500	1,002	1,224	Dec-15	Dec	40,138	30,460	9,678	8,669	-2,019	-2,595	
1. Obligasi Berkelanjutan USD Medco Energi Internasional I Tahap I Tahun 2011	MEDC01CN1USD	B	15-Jul-11	14-Jul-16	USD	0.05	0.05	0.006	-	6.050%			idAA- stable	5 Years	Bank Mega Tbk.			
2. Obligasi Berkelanjutan USD Medco Energi Internasional I Tahap II Tahun 2011	MEDC01CN2USD	B	14-Nov-11	11-Nov-16	USD	0.03	0.03	-	0.003	6.050%			idAA- stable	5 Years	Bank Mega Tbk.			
3. Obligasi Medco Energi Internasional III Tahun 2012	MEDC03	B	20-Jun-12	19-Jun-17	IDR	1,500	1,500	173	311	8.750%			idAA- stable	5 Years	Bank Mega Tbk.			
4. Obligasi Berkelanjutan USD Medco Energi Internasional I Tahap III Tahun 2012	MEDC01CN3USD	B	02-Aug-12	01-Aug-17	USD	0.02	0.02	0.001	0.002	6.050%			idAA- stable	5 Years	Bank Mega Tbk.			
5. Obligasi Berkelanjutan I Medco Energi Internasional Tahap I Tahun 2012	MEDC01CN1	B	20-Dec-12	19-Dec-17	IDR	500	500	18	16	8.800%			idAA- stable	5 Years	Bank Mega Tbk.			
6. Obligasi Berkelanjutan I Medco Energi Internasional Tahap II Tahun 2013	MEDC01CN2	B	18-Mar-13	15-Mar-18	IDR	1,500	1,500	811	897	8.850%			idAA- stable	5 Years	Bank Mega Tbk.			
<b>23. METAL AND MINERAL MINING</b>						3,000	3,000	1,308	1,060									
1. PT ANTAM (PERSERO) Tbk						3,000	3,000	1,308	1,060	Dec-15	Dec	30,357	12,040	18,317	10,532	-1,669	-1,441	
1. Obligasi Berkelanjutan I Antam Tahap I Tahun 2011 Seri A	ANTM01ACN1	B	15-Dec-11	14-Dec-18	IDR	900	900	131	171	8.375%			idA negative	7 Years	Bank Permata Tbk.			
2. Obligasi Berkelanjutan I Antam Tahap I Tahun 2011 Seri B	ANTM01BCN1	B	15-Dec-11	14-Dec-21	IDR	2,100	2,100	1,177	889	9.050%			idA negative	10 Years	Bank Permata Tbk.			
<b>3. BASIC INDUSTRY AND CHEMICALS</b>						3,599	3,599	576	2,448	Financial Statement	Fiscal Year End	Assets	Liabilities	Equity	Sales	Operating Profit	Net Income	

Listed Bond & Sukuk	Code	Type	Date		Currency	Nominal, bn IDR		Volume, bn IDR		Interest / Revenue Sharing			Rating		Tenure		Trustee	
			Listing	Maturity		Issued	Out standing	Dec-15	Jan-16									
<b>34. CHEMICALS</b>						2,099	2,099	1,127	409									
1. PT ANEKA GAS INDUSTRI						400	400	233	196	Sep-15	Dec	3,929	2,604	1,158	998	58	38	
1. Obligasi Aneka Gas Industri II Tahun 2012	AGII02	B	19-Dec-12	18-Dec-17	IDR	200	200	26	80	9.800%			A-(idn) stable		5 Years		Bank Mega Tbk.	
2. Sukuk Ijarah Aneka Gas Industri II Tahun 2012	SIAGII02	S	19-Dec-12	18-Dec-17	IDR	200	200	207	116	Rp99 mill. per bill. p.a.			A-(idn) stable		5 Years		Bank Mega Tbk.	
2. PT PUPUK INDONESIA (PERSERO)						1,699	1,699	894	214	Jun-15	Dec	80,466	50,116	30,350	32,283	2,606	1,880	
1. Obligasi I Pupuk Indonesia Tahun 2014 Seri A	PIHC01A	B	10-Jul-14	08-Jul-17	IDR	568	568	401	86	9.625%			AAA		3 Years		Bank Mega Tbk.	
2. Obligasi I Pupuk Indonesia Tahun 2014 Seri B	PIHC01B	B	10-Jul-14	08-Jul-19	IDR	1,131	1,131	494	128	9.950%			AAA		5 Years		Bank Mega Tbk.	
<b>36. ANIMAL FEED</b>						1,500	1,500	1,320	1,333									
1. PT JAPFA COMFEED INDONESIA Tbk.						1,500	1,500	1,320	1,333	Dec-15	Dec	17,159	11,050	6,110	25,023	698	468	
1. Obligasi Berkelanjutan I JAPFA Tahap I Tahun 2012	JPFA01CN1	B	13-Jan-12	12-Jan-17	IDR	1,250	1,250	732	793	9.900%			idA+ stable		5 Years		Bank CIMB Niaga Tbk.	
2. Obligasi Berkelanjutan I JAPFA Tahap II Tahun 2012	JPFA01CN2	B	02-Feb-12	01-Feb-17	IDR	250	250	588	540	9.900%			idA+ stable		5 Years		Bank CIMB Niaga Tbk.	
<b>4. MISCELLANEOUS INDUSTRY</b>						NOT AVAILABLE												
<b>5. CONSUMER GOODS INDUSTRY</b>						7,115	7,115	3,392	2,195	Financial Statement	Fiscal Year End	Assets	Liabilities	Equity	Sales	Operating Profit	Net Income	
<b>51. FOOD AND BEVERAGES</b>						7,115	7,115	3,392	2,195									
1. PT INDOFOOD SUKSES MAKMUR Tbk						4,000	4,000	1,817	868	Dec-15	Dec	91,832	48,710	43,122	64,062	4,962	2,968	
1. Obligasi Indofood Sukses Makmur VI Tahun 2012	INDF06	B	01-Jun-12	31-May-17	IDR	2,000	2,000	374	608	7.250%			idAA+ stable		5 Years		Bank Mega Tbk.	
2. Obligasi Indofood Sukses Makmur VII Tahun 2014	INDF07	B	16-Jun-14	13-Jun-19	IDR	2,000	2,000	1,443	260	10.125%			idAA+ stable		5 Years		Bank Mega Tbk.	
2. PT MAYORA INDAH Tbk						1,000	1,000	517	518	Dec-15	Dec	11,343	6,148	5,194	14,819	1,640	1,220	
1. Obligasi IV Mayora Indah Tahun 2012	MYOR04	B	10-May-12	09-May-19	IDR	750	750	412	335	8.500%			idAA- stable		7 Years		Bank CIMB Niaga Tbk.	
2. Sukuk Mudharabah II Mayora Indah Tahun 2012	SMKMYOR02	S	10-May-12	09-May-17	IDR	250	250	105	183	Nisbah 39.29%			idAA-(sy) stable		5 Years		Bank CIMB Niaga Tbk.	
3. PT NIPPON INDOSARI CORPINDO Tbk.						1,000	1,000	320	270	Dec-15	Dec	2,706	1,518	1,189	2,175	378	271	
1. Obligasi Berkelanjutan I ROTI Tahap I Tahun 2013	ROTI01CN1	B	12-Jun-13	11-Jun-18	IDR	500	500	179	84	8.000%			idAA-stable		5 Years		Bank Mega Tbk.	
2. Obligasi Berkelanjutan I ROTI Tahap II Tahun 2015	ROTI01CN2	B	19-Mar-15	18-Mar-20	IDR	500	500	141	186	10.000%			AA-		5 Years		Bank Mega Tbk.	
4. PT SIANTAR TOP Tbk.						215	215	6	38	Dec-15	Dec	1,920	911	1,009	2,544	232	186	
1. Obligasi Berkelanjutan I Siantar Top Tahap I Tahun 2014 Seri B	STTP01BCN1	B	10-Apr-14	08-Apr-17	IDR	215	215	6	38	11.400%			idA STABLE		3 Years		Bank CIMB Niaga Tbk.	

Listed Bond & Sukuk	Code	Type	Date		Currency	Nominal, bn IDR		Volume, bn IDR		Interest / Revenue Sharing			Rating		Tenure		Trustee	
			Listing	Maturity		Issued	Out standing	Dec-15	Jan-16	Dec-15	Dec	Assets	Liabilities	Equity	Sales	Operating Profit	Net Income	
5. PT TIGA PILAR SEJAHTERA FOOD Tbk.						900	900	731	500	Dec-15	Dec	9,061	5,094	3,967	6,011	500	323	
1. Obligasi TPS Food I Tahun 2013	AISA01	B	08-Apr-13	05-Apr-18	IDR	600	600	459	366	10.250%			idA- Stable	5 Years	Bank Mega Tbk.			
2. Sukuk Ijarah TPS Food I tahun 2013	SIISA01	S	08-Apr-13	05-Apr-18	IDR	300	300	273	135	Ijarah Fee : Rp25.625 mill. per bill. per 3 months			idA-(sy) stable	5 Years	Bank Mega Tbk.			
6. PROPERTY, REAL ESTATE AND BUILDING CONSTRUCTION						18,537	18,537	17,507	4,425	Financial Statement	Fiscal Year End	Assets	Liabilities	Equity	Sales	Operating Profit	Net Income	
61. PROPERTY AND REAL ESTATE						12,612	12,612	13,130	3,013									
1. PT AGUNG PODOMORO LAND Tbk						4,575	4,575	6,019	1,390	Dec-15	Dec	24,559	15,487	9,073	5,972	1,139	809	
1. Obligasi I Agung Podomoro Land Tahun 2011 Seri B	APLN01B	B	26-Aug-11	25-Aug-16	IDR	875	875	1,088	349	11.000%			idA negative	5 Years	BRI (Persero) Tbk.			
2. Obligasi II Agung Podomoro Land Tahun 2012	APLN02	B	16-Aug-12	15-Aug-17	IDR	1,200	1,200	1,478	623	9.375%			idA negative	5 Years	BRI (Persero) Tbk.			
3. Obligasi Berkelanjutan I Agung Podomoro Land Tahap I Tahun 2013	APLN01CN1	B	28-Jun-13	28-Jun-18	IDR	1,200	1,200	1,240	137	9.250%			idA negative	5 Years	BRI (Persero) Tbk.			
4. Obligasi Berkelanjutan I Agung Podomoro Land Tahap II Tahun 2014	APLN01CN2	B	09-Jun-14	06-Jun-19	IDR	750	750	279	35	12.250%			idA negative	5 Years	BRI (Persero) Tbk.			
5. Obligasi Berkelanjutan I Agung Podomoro Land Tahap III Tahun 2014	APLN01CN3	B	22-Dec-14	19-Dec-19	IDR	451	451	1,894	204	12.500%			A stable	5 Years	BRI (Persero) Tbk.			
6. Obligasi Berkelanjutan I Agung Podomoro Land Tahap IV Tahun 2015	APLN01CN4	B	26-Mar-15	25-Mar-20	IDR	99	99	40	42	11.250%			A	5 Years	BRI (Persero) Tbk.			
2. PT BUMI SERPONG DAMAI Tbk						2,665	2,665	1,257	395	Dec-15	Dec	36,022	13,925	22,097	6,210	2,362	2,139	
1. Obligasi Berkelanjutan I Bumi Serpong Damai Tahap I Tahun 2012 Seri B	BSDE01BCN1	B	05-Jul-12	04-Jul-17	IDR	479	479	143	23	9,25%			idAA- stable	5 Years	Bank CIMB Niaga Tbk.			
2. Obligasi Berkelanjutan I Bumi Serpong Damai Tahap I Tahun 2012 Seri C	BSDE01CCN1	B	05-Jul-12	04-Jul-19	IDR	436	436	528	-	9,50%			idAA- stable	7 Years	Bank CIMB Niaga Tbk.			
3. Obligasi Berkelanjutan I Bumi Serpong Damai Tahap II Tahun 2013	BSDE01CN2	B	07-Jun-13	05-Jun-18	IDR	1,750	1,750	587	373	8.375%			idAA- stable	5 Years	Bank CIMB Niaga Tbk.			
3. PT CIPUTRA RESIDENCE						500	500	59	85	Jun-15	Dec	5,444	3,091	2,353	910	319	267	
1. Obligasi I Ciputra Residence Tahun 2014 Seri A	CTRR01A	B	03-Apr-14	02-Apr-17	IDR	200	200	58	60	11.400%			A (idn) stable	3 Years	Bank Permata Tbk.			
2. Obligasi I Ciputra Residence Tahun 2014 Seri B	CTRR01B	B	03-Apr-14	02-Apr-19	IDR	220	220	1	15	12.400%			A (idn) stable	5 Years	Bank Permata Tbk.			
3. Obligasi I Ciputra Residence Tahun 2014 Seri C	CTRR01C	B	03-Apr-14	02-Apr-21	IDR	80	80	-	10	13.000%			A (idn) stable	7 Years	Bank Permata Tbk.			
4. PT GREENWOOD SEJAHTERA Tbk.						72	72	51	-	Dec-15	Dec	6,805	536	6,269	84	1,269	1,261	
1. Obligasi Berkelanjutan I Greenwood Sejahtera Tahap I Tahun 2014	GWSA01CN1	B	15-Jan-15	14-Jan-20	IDR	72	72	51	-	14.250%			BBB+	5 Years	Bank CIMB Niaga Tbk.			
5. PT MODERNLAND REALTY Tbk.						1,000	1,000	2,005	148	Dec-15	Dec	12,843	6,786	6,057	2,962	960	873	

Listed Bond & Sukuk	Code	Type	Date		Currency	Nominal, bn IDR		Volume, bn IDR		Interest / Revenue Sharing	Rating	Tenure	Trustee
			Listing	Maturity		Issued	Out standing	Dec-15	Jan-16				
1. Obligasi II Modernland Realty Tahun 2012 Seri B	MDLN02B	B	28-Dec-12	27-Dec-17	IDR	250	250	406	6	11.000%	idA- stable	5 Years	Bank Permata Tbk
2. Obligasi Berkelanjutan I Modernland Realty Tahap I Tahun 2015 Seri A	MDLN01ACN1	B	08-Jul-15	07-Jul-18	IDR	600	600	1,551	37	12.000%	A	3 Years	Bank Permata Tbk
3. Obligasi Berkelanjutan I Modernland Realty Tahap I Tahun 2015 Seri B	MDLN01BCN1	B	08-Jul-15	07-Jul-20	IDR	150	150	48	105	12.500%	A	5 Years	Bank Permata Tbk
6. PT HUTAMA KARYA (PERSERO)						750	750	306	86	Jun-15 Dec 10,592	6,027 4,565	2,345	64 11
1. Obligasi I Utama Karya Tahun 2013 Seri A	PTHK01A	B	01-Jul-13	28-Jun-16	IDR	135	135	119	45	8,75%	idA- stable	3 Years	Bank CIMB Niaga Tbk.
2. Obligasi I Utama Karya Tahun 2013 Seri B	PTHK01B	B	01-Jul-13	28-Jun-18	IDR	290	290	67	-	9,1%	idA- stable	5 Years	Bank CIMB Niaga Tbk
3. Obligasi I Utama Karya Tahun 2013 Seri C	PTHK01C	B	01-Jul-13	28-Jun-20	IDR	325	325	120	41	9,5%	idA- stable	7 Years	Bank CIMB Niaga Tbk.
7. PT SUMMARECON AGUNG Tbk.						2,500	2,500	2,582	725	Dec-15 Dec 18,758	11,229 7,530	5,624	1,382 855
1. Obligasi Berkelanjutan I Summarecon Agung Tahap I Tahun 2013	SMRA01CN1	B	12-Dec-13	11-Dec-18	IDR	450	450	611	318	10.850%	idA+ stable	5 Years	Bank CIMB Niaga Tbk.
2. Sukuk Ijarah Berkelanjutan I Summarecon Agung Tahap I Tahun 2013	SISMRA01CN1	S	12-Dec-13	11-Dec-18	IDR	150	150	159	9	Rp16.275 bill. p.a.	idA+(sy) stable	5 Years	Bank CIMB Niaga Tbk.
3. Obligasi Berkelanjutan I Summarecon Agung Tahap II Tahun 2014	SMRA01CN2	B	13-Oct-14	10-Oct-19	IDR	800	800	780	47	11.500%	A+	5 Years	Bank CIMB Niaga Tbk.
4. Sukuk Ijarah Berkelanjutan I Summarecon Agung Tahap II Tahun 2014	SISMRA01CN2	S	13-Oct-14	10-Oct-19	IDR	300	300	272	83	Rp34.5 mill. per bill. p.a.	A+(SY)	5 Years	Bank CIMB Niaga Tbk.
5. Obligasi Berkelanjutan I Summarecon Agung Tahap III Tahun 2015	SMRA01CN3	B	23-Apr-15	22-Apr-18	IDR	150	150	275	-	10.500%	A+	3 Years	Bank CIMB Niaga Tbk.
6. Sukuk Ijarah Berkelanjutan I Summarecon Agung Tahap III Tahun 2015	SISMRA01CN3	S	23-Apr-15	22-Apr-18	IDR	150	150	450	8	Ijarah Fee Rp15.75 Bill. p.a.	A+	3 Years	Bank CIMB Niaga Tbk.
7. Obligasi Berkelanjutan II Summarecon Agung Tahap I Tahun 2015	SMRA02CN1	B	17-Dec-15	16-Dec-20	IDR	500	500	35	260	11.250%	A+	5 Years	Bank Permata Tbk.
8. PT SURYA SEMESTA INTERNUSA Tbk						550	550	851	184	Dec-15 Dec 6,464	3,126 3,338	4,868	392 302
1. Obligasi Surya Semesta Internusa I Tahun 2012 Seri B	SSIA01B	B	07-Nov-12	06-Nov-17	IDR	550	550	851	184	9.300%	idA stable	5 Years	Bank Permata Tbk
62. BUILDING CONSTRUCTION						5,925	5,925	4,377	1,412				
1. PT ADHI KARYA (PERSERO) Tbk.						1,500	1,500	619	287	Dec-15 Dec 16,761	11,599 5,162	9,390	746 464
1. Obligasi Bekelanjutan I ADHI Tahap I Tahun 2012 Seri A	ADHI01ACN1	B	04-Jul-12	03-Jul-17	IDR	375	375	122	5	9,35%	idA stable	5 Years	Bank Mega Tbk.
2. Obligasi Bekelanjutan I ADHI Tahap I Tahun 2012 Seri B	ADHI01BCN1	B	04-Jul-12	03-Jul-19	IDR	250	250	41	18	9,80%	idA stable	7 Years	Bank Mega Tbk.
3. Sukuk Mudharabah Berkelanjutan I ADHI Tahap I Tahun 2012	ADHISM1CN1	S	04-Jul-12	03-Jul-17	IDR	125	125	62	23	Nisbah of Revenue Sharing: 73.50%	idA(sy) stable	5 Years	Bank Mega Tbk.
4. Obligasi Bekelanjutan I ADHI Tahap II Tahun 2013 Seri A	ADHI01ACN2	B	18-Mar-13	18-Mar-18	IDR	125	125	36	4	8.100%	idA stable	5 Years	Bank Mega Tbk.

Listed Bond & Sukuk	Code	Type	Date		Currency	Nominal, bn IDR		Volume, bn IDR		Interest / Revenue Sharing	Rating	Tenure	Trustee				
			Listing	Maturity		Issued	Out standing	Dec-15	Jan-Jun-16								
5. Obligasi Bekelanjutan I ADHI Tahap II Tahun 2013 Seri B	ADHI01BCN2	B	18-Mar-13	18-Mar-20	IDR	500	500	118	159	8.050%	idA stable	7 Years	Bank Mega Tbk.				
6. Sukuk Mudharabah Berkelanjutan I ADHI Tahap II Tahun 2013	ADHISM1CN2	S	18-Mar-13	18-Mar-18	IDR	125	125	239	77	Floating	idA(sy) stable	5 Years	Bank Mega Tbk.				
2. PT DUTA ANGGADA REALTY Tbk.						250	250	540	-	Dec-15 Dec	5,740	2,311 3,428	843 240	178			
1. Obligasi Berkelanjutan I Duta Anggada Realty Tahap 1 Tahun 2013	DART01CN1	B	09-Oct-13	08-Oct-18	IDR	250	250	540	-	12.250%	idA- stable	5 Years	Bank Mega Tbk.				
3. PT INTILAND DEVELOPMENT Tbk.						500	500	103	172	Dec-15 Dec	10,289	5,518 4,771	2,201 419	401			
1. Obligasi Intiland Development Tahun 2013 Seri A	DILD01A	B	10-Jul-13	09-Jul-16	IDR	346	346	103	92	9.750%	idA stable	3 Years	Bank Mega Tbk.				
2. Obligasi Intiland Development Tahun 2013 Seri B	DILD01B	B	10-Jul-13	09-Jul-18	IDR	154	154	-	80	10.000%	idA stable	5 Years	Bank Mega Tbk.				
4. PT PP (Persero) Tbk.						1,000	1,000	621	157	Dec-15 Dec	19,129	14,010 5,119	14,217 1,288	740			
1. Obligasi Berkelanjutan I PP Tahap I Tahun 2013	PTPP01CN1	B	20-Mar-13	19-Mar-18	IDR	700	700	561	105	8.375%	idA stable	5 Years	Bank Permata Tbk				
2. Obligasi Berkelanjutan I PP Tahap II Tahun 2015	PTPP01CN2	B	25-Feb-15	24-Feb-20	IDR	300	300	60	52	10.200%	A	5 Years	Bank Permata Tbk				
5. PT WASKITA KARYA (PERSERO) Tbk.						2,675	2,675	2,495	797	Dec-15 Dec	30,309	20,605 9,704	14,153 1,398	1,048			
1. Obligasi II Waskita Karya Tahun 2012 Seri B	WSKT02B	B	06-Jun-12	05-Jun-17	IDR	675	675	582	69	9.750%	idA stable	5 Years	Bank CIMB Niaga Tbk.				
2. Obligasi Berkelanjutan I Waskita Karya Tahap I Tahun 2014	WSKT01CN1	B	19-Nov-14	18-Nov-17	IDR	500	500	523	173	10.400%	A stable	3 Years	Bank CIMB Niaga Tbk.				
3. Obligasi Berkelanjutan I Waskita Karya Tahap II Tahun 2015 Seri A	WSKT01ACN2	B	19-Oct-15	16-Oct-18	IDR	350	350	496	302	10.400%	A stable	3 Years	Bahana Securities (Afiliation), Danareksa Sekuritas (Afiliation), Bank Mandiri Sekuritas (Afiliation)				
4. Obligasi Berkelanjutan I Waskita Karya Tahap II Tahun 2015 Seri B	WSKT01BCN2	B	19-Oct-15	16-Oct-20	IDR	1,150	1,150	894	253	11.100%	A stable	5 Years	Bahana Securities (Afiliation), Danareksa Sekuritas (Afiliation), Bank Mandiri Sekuritas (Afiliation)				
7. INFRASTRUCTURE, UTILITIES & TRANSPORTATION						49,520	49,445	21,280	11,093	Financial Statement	Fiscal Year End	Assets	Liabilities	Equity	Sales	Operating Profit	Net Income
71. ENERGY						14,049	14,049	4,052	2,082								
1. PT PERUSAHAAN LISTRIK NEGARA (PERSERO)						13,268	13,268	3,348	1,465	Sep-15	Dec	632,987	520,563	112,424	206,506	-31,737	-27,453
1. Obligasi PLN VIII Tahun 2006 Seri A	PPLN08A	B	22-Jun-06	21-Jun-16	IDR	1,335	1,335	1,146	251	13.600%	idAAA stable	10 Years	BTN (Persero) Tbk.				
2. Obligasi PLN VIII Tahun 2006 Seri B	PPLN08B	B	22-Jun-06	21-Jun-21	IDR	865	865	15	-	13.750%	idAAA stable	15 Years	BTN (Persero) Tbk.				
3. Obligasi Syariah Ijarah PLN I Tahun 2006	PPLN08C	S	22-Jun-06	21-Jun-16	IDR	200	200	117	89	Ijarah Fee Rp6.8 bill. Quarterly	idAAA(sy) stable	10 Years	BTN (Persero) Tbk.				
4. Obligasi PLN IX Tahun 2007 Seri A	PPLN09A	B	11-Jul-07	10-Jul-17	IDR	1,500	1,500	397	139	10.400%	idAAA stable	10 Years	Bank CIMB Niaga Tbk.				
5. Obligasi PLN IX Tahun 2007 Seri B	PPLN09B	B	11-Jul-07	10-Jul-22	IDR	1,200	1,200	29	-	10.900%	idAAA stable	15 Years	Bank CIMB Niaga Tbk.				

Listed Bond & Sukuk	Code	Type	Date		Currency	Nominal, bn IDR		Volume, bn IDR		Interest / Revenue Sharing	Rating	Tenure	Trustee
			Listing	Maturity		Issued	Out standing	Dec-15	Jan-Jun-16				
6. Sukuk Ijarah PLN II Tahun 2007	SIKPPLN01	S	11-Jul-07	10-Jul-17	IDR	300	300	59	13	Ijarah Fee Rp31.2 bill. p.a.	idAAA(sy) stable	10 Years	Bank CIMB Niaga Tbk.
7. Obligasi PLN XI Tahun 2010 Seri A	PPLN11A	B	13-Jan-10	12-Jan-17	IDR	920	920	236	458	11.950%	idAAA stable	7 Years	Bank CIMB Niaga Tbk.
8. Obligasi PLN XI Tahun 2010 Seri B	PPLN11B	B	13-Jan-10	12-Jan-20	IDR	1,783	1,783	372	16	12.550%	idAAA stable	10 Years	Bank CIMB Niaga Tbk.
9. Sukuk Ijarah PLN IV Tahun 2010 Seri A	SIKPPLN03A	S	13-Jan-10	12-Jan-17	IDR	130	130	95	8	Ijarah Fee Rp119.5 mill./bill. p.a.	idAAA(sy) stable	7 Years	Bank CIMB Niaga Tbk.
10. Sukuk Ijarah PLN IV Tahun 2010 Seri B	SIKPPLN03B	S	13-Jan-10	12-Jan-20	IDR	167	167	125	-	Ijarah Fee Rp125.5 mill./bill. p.a.	idAAA(sy) stable	10 Years	Bank CIMB Niaga Tbk.
11. Sukuk Ijarah PLN V Tahun 2010 Seri B	SIKPPLN04B	S	09-Jul-10	08-Jul-22	IDR	340	340	142	11	Nisbah 10.4%	idAAA(sy) stable	12 Years	Bank CIMB Niaga Tbk.
12. Obligasi PLN XII Tahun 2010 Seri B	PPLN12B	B	09-Jul-10	08-Jul-22	IDR	1,855	1,855	35	148	10.400%	idAAA stable	12 Years	Bank CIMB Niaga Tbk.
13. Obligasi Berkelanjutan I PLN Tahap I Tahun 2013 Seri A	PPLN01ACN1	B	08-Jul-13	05-Jul-20	IDR	182	182	25	23	8.000%	idAAA stable	7 Years	Bank Permata Tbk.
14. Obligasi Berkelanjutan I PLN Tahap I Tahun 2013 Seri B	PPLN01BCN1	B	08-Jul-13	05-Jul-23	IDR	697	697	5	41	8.250%	idAAA stable	10 Years	Bank Permata Tbk.
15. Sukuk Ijarah Berkelanjutan I PLN Tahap I Tahun 2013	SIPPLN01CN1	S	08-Jul-13	05-Jul-20	IDR	121	121	11	61	Rp80 mill./bill. p.a.	idAAA stable	7 Years	Bank Permata Tbk.
16. Obligasi Berkelanjutan II PLN Tahap I Tahun 2013 Seri A	PPLN01ACN2	B	11-Dec-13	10-Dec-18	IDR	593	593	282	207	9.000%	idAAA stable	5 Years	Bank Permata Tbk.
17. Obligasi Berkelanjutan II PLN Tahap I Tahun 2013 Seri B	PPLN01BCN2	B	11-Dec-13	10-Dec-23	IDR	651	651	197	-	9.600%	idAAA stable	10 Years	Bank Permata Tbk.
18. Sukuk Ijarah Berkelanjutan II PLN Tahap I Tahun 2013 Seri A	SIPPLN01ACN2	S	11-Dec-13	10-Dec-18	IDR	321	321	12	-	Rp90 mill./bill. p.a.	idAAA stable	5 Years	Bank Permata Tbk.
19. Sukuk Ijarah Berkelanjutan II PLN Tahap I Tahun 2013 Seri B	SIPPLN01BCN2	S	11-Dec-13	10-Dec-23	IDR	108	108	48	-	Rp96 mill./bill. p.a.	idAAA stable	10 Years	Bank Permata Tbk.
2. PT SUMBERDAYA SEWATAMA						781	781	704	617	Sep-15 Dec 3,771 3,084 687 1,178 -56 -42			
1. Obligasi Sumberdaya Sewatama I Tahun 2012 Seri A	SSMM01A	B	03-Dec-12	30-Nov-15	IDR	-	-	303	-	8.600%	idA stable	3 Years	Bank CIMB Niaga Tbk.
2. Obligasi Sumberdaya Sewatama I Tahun 2012 Seri B	SSMM01B	B	03-Dec-12	30-Nov-17	IDR	581	581	340	433	9.600%	idA stable	5 Years	Bank CIMB Niaga Tbk.
3. Sukuk Ijarah Sumberdaya Sewatama I Tahun 2012	SISSMM01	S	03-Dec-12	30-Nov-17	IDR	200	200	62	184	Ijarah Fee Rp19.2 bill. p.a.	idA stable	5 Years	Bank CIMB Niaga Tbk.
72. TOLL ROAD, AIRPORT, HARBOR & ALLIED PROD.						5,900	5,900	3,321	758				
1. PT JASA MARGA (PERSERO) Tbk						5,900	5,900	3,321	758	Dec-15 Dec 36,725 24,356 12,369 9,848 2,068 1,449			
1. Obligasi Jasa Marga XII Seri Q Tahun 2006	JMPD12Q	B	07-Jul-06	06-Jul-16	IDR	1,000	1,000	594	48	13.500%	idAA stable	10 Years	Bank Mega Tbk.
2. Obligasi Jasa Marga XIII Seri R Tahun 2007	JMPD13R	B	22-Jun-07	21-Jun-17	IDR	1,500	1,500	823	129	10.250%	idAA stable	10 Years	Bank Mega Tbk.
3. Obligasi Jasa Marga XIV Seri JM-10 Dengan Tingkat Bunga Tetap	JMPD14JM10	B	13-Oct-10	12-Oct-20	IDR	1,000	1,000	158	91	9.350%	idAA stable	10 Years	Bank Mega Tbk.
4. Obligasi Berkelanjutan I Jasa Marga Tahap I Tahun 2013 Seri S Seri B	JSMR01BCN1S	B	30-Sep-13	27-Sep-16	IDR	400	400	121	47	8,70%	idAA stable	3 Years	Bank Mega Tbk.
5. Obligasi Berkelanjutan I Jasa Marga Tahap I Tahun 2013 Seri S Seri C	JSMR01CCN1S	B	30-Sep-13	27-Sep-18	IDR	1,000	1,000	912	338	8,90%	idAA stable	5 Years	Bank Mega Tbk.
6. Obligasi Berkelanjutan I Jasa Marga Tahap II Tahun 2014 Seri T	JSMR01CN2T	B	22-Sep-14	19-Sep-19	IDR	1,000	1,000	714	105	9.850%	idAA stable	5 Years	Bank Mega Tbk.



Listed Bond & Sukuk	Code	Type	Date		Currency	Nominal, bn IDR		Volume, bn IDR		Interest / Revenue Sharing	Rating	Tenure	Trustee				
			Listing	Maturity		Issued	Out standing	Dec-15	Jan-16								
73. TELECOMMUNICATION						22,812	22,740	11,919	7,085								
1. PT XL AXIATA Tbk.						1,500	1,500	1,167	831	Dec-15	Dec	58,844	44,753	14,092	22,876	-631	-25
1.	Sukuk Ijarah Berkelanjutan I XL Axiata Tahap I Tahun 2015 Seri A	SIEXCL01ACN1	S	03-Dec-15	12-Dec-16	IDR	494	494	696	383	Rp87.5 Mill. per Bill. p.a.	AAA	370 Days	Bank Mega Tbk.			
2.	Sukuk Ijarah Berkelanjutan I XL Axiata Tahap I Tahun 2015 Seri B	SIEXCL01BCN1	S	03-Dec-15	02-Dec-18	IDR	258	258	300	151	Rp102.5 Mill. per Bill. p.a.	AAA	3 Years	Bank Mega Tbk.			
3.	Sukuk Ijarah Berkelanjutan I XL Axiata Tahap I Tahun 2015 Seri C	SIEXCL01CCN1	S	03-Dec-15	02-Dec-20	IDR	323	323	110	212	Rp105 Mill. per Bill. p.a.	AAA	5 Years	Bank Mega Tbk.			
4.	Sukuk Ijarah Berkelanjutan I XL Axiata Tahap I Tahun 2015 Seri D	SIEXCL01DCN1	S	03-Dec-15	02-Dec-22	IDR	425	425	61	85	Rp110 Mill. per Bill. p.a.	AAA	7 Years	Bank Mega Tbk.			
2. PT INDOSAT Tbk.						11,642	11,642	8,978	5,477	Dec-15	Dec	55,389	42,125	13,264	26,769	-1,786	-1,310
1.	Obligasi Indosat V Tahun 2007 Seri B	ISAT05B	B	30-May-07	29-May-17	IDR	1,370	1,370	276	143	10.650%	idAAA stable	10 Years	BRI (Persero) Tbk.			
2.	Obligasi Indosat VII Tahun 2009 Seri B	ISAT07B	B	09-Dec-09	08-Dec-16	IDR	600	600	93	539	11.750%	idAAA stable	7 Years	BRI (Persero) Tbk.			
3.	Sukuk Ijarah Indosat IV Tahun 2009 Seri B	SIKISAT04B	S	09-Dec-09	08-Dec-16	IDR	172	172	120	10	Ijarah Fee Rp20.21 bill. Quarterly	idAAA(sy) stable	7 Years	BRI (Persero) Tbk.			
4.	Obligasi Indosat VIII Tahun 2012 Seri A	ISAT08A	B	28-Jun-12	27-Jun-19	IDR	1,200	1,200	312	487	8.625%	idAAA stable	7 Years	BRI (Persero) Tbk.			
5.	Obligasi Indosat VIII Tahun 2012 Seri B	ISAT08B	B	28-Jun-12	27-Jun-22	IDR	1,500	1,500	572	657	8.875%	idAAA stable	10 Years	BRI (Persero) Tbk.			
6.	Sukuk Ijarah Indosat V Tahun 2012	SIKISAT05	S	28-Jun-12	27-Jun-19	IDR	300	300	-	-	Ijarah Fee Rp25.875 bill. p.a.	idAAA stable	7 Years	BRI (Persero) Tbk.			
7.	Obligasi Berkelanjutan I Indosat Tahap I Tahun 2014 Seri A	ISAT01ACN1	B	15-Dec-14	12-Dec-17	IDR	950	950	1,236	536	Nisbah = 80%, equivalent 9.6%	AA stable	3 Years	BRI (Persero) Tbk.			
8.	Obligasi Berkelanjutan I Indosat Tahap I Tahun 2014 Seri B	ISAT01BCN1	B	15-Dec-14	12-Dec-19	IDR	750	750	1,048	667	Nisbah = 80%, equivalent 10.5%	AA stable	5 Years	BRI (Persero) Tbk.			
9.	Obligasi Berkelanjutan I Indosat Tahap I Tahun 2014 Seri C	ISAT01CCN1	B	15-Dec-14	12-Dec-21	IDR	250	250	10	202	10.500%	AA stable	7 Years	BRI (Persero) Tbk.			
10.	Obligasi Berkelanjutan I Indosat Tahap I Tahun 2014 Seri D	ISAT01DCN1	B	15-Dec-14	12-Dec-24	IDR	360	360	66	215	10.700%	AA stable	10 Years	BRI (Persero) Tbk.			
11.	Sukuk Ijarah Berkelanjutan I Indosat Tahap I Tahun 2014 Seri A	SIISAT01ACN1	S	15-Dec-14	12-Dec-17	IDR	64	64	99	15	Ijarah Fee Rp6.40 Bill. p.a.	AA stable	3 Years	BRI (Persero) Tbk.			
12.	Sukuk Ijarah Berkelanjutan I Indosat Tahap I Tahun 2014 Seri B	SIISAT01BCN1	S	15-Dec-14	12-Dec-19	IDR	16	16	-	4	Ijarah Fee Rp1.5 Bill. p.a.	AA stable	5 Years	BRI (Persero) Tbk.			
13.	Sukuk Ijarah Berkelanjutan I Indosat Tahap I Tahun 2014 Seri C	SIISAT01CCN1	S	15-Dec-14	12-Dec-21	IDR	110	110	106	13	Ijarah Fee Rp11.55 Bill. p.a.	AA stable	7 Years	BRI (Persero) Tbk.			
14.	Obligasi Berkelanjutan I Indosat Tahap II Tahun 2015 Seri A	ISAT01ACN2	B	05-Jun-15	14-Jun-16	IDR	554	554	1,068	76	8.550%	AAA	370 Days	BRI (Persero) Tbk.			
15.	Obligasi Berkelanjutan I Indosat Tahap II Tahun 2015 Seri B	ISAT01BCN2	B	05-Jun-15	04-Jun-18	IDR	782	782	1,365	338	9.250%	AAA	3 Years	BRI (Persero) Tbk.			
16.	Obligasi Berkelanjutan I Indosat Tahap II Tahun 2015 Seri C	ISAT01CCN2	B	05-Jun-15	04-Jun-20	IDR	584	584	1,135	-	10.000%	AAA	5 Years	BRI (Persero) Tbk.			
17.	Obligasi Berkelanjutan I Indosat Tahap II Tahun 2015 Seri D	ISAT01DCN2	B	05-Jun-15	04-Jun-22	IDR	337	337	55	3	10.250%	AAA	7 Years	BRI (Persero) Tbk.			

Listed Bond & Sukuk	Code	Type	Date		Currency	Nominal, bn IDR		Volume, bn IDR		Interest / Revenue Sharing	Rating	Tenure	Trustee		
			Listing	Maturity		Issued	Out standing	Dec-15	Jan-Jun-16						
18. Obligasi Berkelanjutan I Indosat Tahap II Tahun 2015 Seri E	ISAT01ECN2	B	05-Jun-15	04-Jun-25	IDR	427	427	781	82	Nisbah = 80%, equivalent 10.5%	AAA	10 Years	BRI (Persero) Tbk.		
19. Sukuk Ijarah Berkelanjutan I Indosat Tahap II Tahun 2015 Seri A	SIISAT01ACN2	S	05-Jun-15	14-Jun-16	IDR	55	55	56	-	Ijarah Fee Rp4.7025 Bill.	AAA	370 Days	BRI (Persero) Tbk.		
20. Sukuk Ijarah Berkelanjutan I Indosat Tahap II Tahun 2015 Seri B	SIISAT01BCN2	S	05-Jun-15	04-Jun-18	IDR	76	76	5	39	Ijarah Fee Rp7.03 Bill.	AAA	3 Years	BRI (Persero) Tbk.		
21. Sukuk Ijarah Berkelanjutan I Indosat Tahap II Tahun 2015 Seri C	SIISAT01CCN2	S	05-Jun-15	04-Jun-20	IDR	67	67	35	54	Ijarah Fee Rp6.7 Bill.	AAA	5 Years	BRI (Persero) Tbk.		
22. Sukuk Ijarah Berkelanjutan I Indosat Tahap II Tahun 2015 Seri D	SIISAT01DCN2	S	05-Jun-15	04-Jun-22	IDR	43	43	-	-	Ijarah Fee Rp4.4075 Bill.	AAA	7 Years	BRI (Persero) Tbk.		
23. Sukuk Ijarah Berkelanjutan I Indosat Tahap II Tahun 2015 Seri E	SIISAT01ECN2	S	05-Jun-15	04-Jun-25	IDR	175	175	112	119	Ijarah Fee Rp18.2 Bill	AAA	10 Years	BRI (Persero) Tbk.		
24. Obligasi Berkelanjutan I Indosat Tahap III Tahun 2015 Seri A	ISAT01ACN3	B	10-Dec-15	08-Dec-18	IDR	201	201	281	1,096	10.000%	AAA	3 Years	BRI (Persero) Tbk.		
25. Obligasi Berkelanjutan I Indosat Tahap III Tahun 2015 Seri B	ISAT01BCN3	B	10-Dec-15	08-Dec-20	IDR	301	301	130	128	10.250%	AAA	5 Years	BRI (Persero) Tbk.		
26. Obligasi Berkelanjutan I Indosat Tahap III Tahun 2015 Seri C	ISAT01CCN3	B	10-Dec-15	08-Dec-22	IDR	130	130	-	-	10.600%	AAA	7 Years	BRI (Persero) Tbk.		
27. Obligasi Berkelanjutan I Indosat Tahap III Tahun 2015 Seri D	ISAT01DCN3	B	10-Dec-15	08-Dec-25	IDR	162	162	20	9	11.200%	AAA	10 Years	BRI (Persero) Tbk.		
28. Sukuk Ijarah Berkelanjutan I Indosat Tahap III Tahun 2015 Seri A	SIISAT01ACN3	S	10-Dec-15	08-Dec-22	IDR	65	65	-	45	Ijarah Fee Rp6.89 Bill.	AAA	7 Years	BRI (Persero) Tbk.		
29. Sukuk Ijarah Berkelanjutan I Indosat Tahap III Tahun 2015 Seri B	SIISAT01BCN3	S	10-Dec-15	08-Dec-25	IDR	41	41	-	-	Ijarah Fee Rp4.60 Bill.	AAA	10 Years	BRI (Persero) Tbk.		
3. PT SMARTFREN TELECOM Tbk.						675	603	277	5	Dec-15 Dec 20,706	13,857	6,849	3,026	-2,008	-1,565
1. Obligasi I Mobile-8 Telecom Tahun 2007	FREN01	B	16-Mar-07	15-Jun-17	IDR	675	603	277	5	5% (8 period from 15-9-09); 8% (12 period from 15-9-11); 18% (12 period from 15-9-14)	CC(idn) stable	5 Years	Bank Permata Tbk.		
4. PT TELEKOMUNIKASI INDONESIA (PERSERO) Tbk.						8,995	8,995	1,497	772	Dec-15 Dec 166,173	72,745	93,428	102,470	31,342	15,489
1. Obligasi II Telkom Tahun 2010 Seri B	TLKM02B	B	07-Jul-10	06-Jul-20	IDR	1,995	1,995	343	12	10.200%	idAAA stable	10 Years	Bank CIMB Niaga Tbk.		
2. Obligasi Berkelanjutan I Telkom Tahap I Tahun 2015 Seri A	TLKM01ACN1	B	24-Jun-15	23-Jun-22	IDR	2,200	2,200	429	65	9.925%	AAA	7 Years	Bank Permata Tbk.		
3. Obligasi Berkelanjutan I Telkom Tahap I Tahun 2015 Seri B	TLKM01BCN1	B	24-Jun-15	23-Jun-25	IDR	2,100	2,100	216	46	10.250%	AAA	10 Years	Bank Permata Tbk.		
4. Obligasi Berkelanjutan I Telkom Tahap I Tahun 2015 Seri C	TLKM01CCN1	B	24-Jun-15	23-Jun-30	IDR	1,200	1,200	72	13	10.600%	AAA	15 Years	Bank Permata Tbk.		
5. Obligasi Berkelanjutan I Telkom Tahap I Tahun 2015 Seri D	TLKM01DCN1	B	24-Jun-15	23-Jun-45	IDR	1,500	1,500	437	636	11.000%	AAA	30 Years	Bank Permata Tbk.		
74. TRANSPORTATION						5,269	5,266	1,866	867						
1. PT ARPENI PRATAMA OCEAN LINE Tbk.						600	597	244	49	Dec-15 Dec 1,601	6,730	-5,129	663	-7,983	-750
1. Obligasi APOL II Tahun 2008 Seri A	APOL02A	B	19-Mar-08	30-Jun-21	IDR	276	275	114	1	12.000%	Withdrawn	9 Years	BRI (Persero) Tbk.		

Listed Bond & Sukuk	Code	Type	Date		Currency	Nominal, bn IDR		Volume, bn IDR		Interest / Revenue Sharing	Rating	Tenure	Trustee				
			Listing	Maturity		Issued	Out standing	Dec-15	Jan-16								
2. Obligasi APOL II Tahun 2008 Seri B	APOL02B	B	19-Mar-08	30-Jun-21	IDR	324	322	130	48	12.500%	Withdrawn	9 Years	BRI (Persero) Tbk.				
2. PT BERLIAN LAJU TANKER Tbk.						1,340	1,340	223	-	Dec-15	Dec	1,395	887	508	3,493	3,566	2,582
1. Obligasi Berlian Laju Tanker III Tahun 2007	BLTA03	B	06-Jul-07	31-Mar-23	IDR	700	700	12	-	10.350%	idD	10 Years	Bank CIMB Niaga Tbk.				
2. Sukuk Ijarah Berlian Laju Tanker Tahun 2007	SIKBLTA01	S	06-Jul-07	31-Mar-23	IDR	200	200	33	-	Ijarah Fee Rp20.60 bill. Quarterly	idD	10 Years	Bank CIMB Niaga Tbk.				
3. Obligasi Berlian Laju Tanker IV Tahun 2009 Seri B	BLTA04B	B	29-May-09	31-Mar-23	IDR	150	150	109	-	15.500%	idD	10 Years	Bank CIMB Niaga Tbk.				
4. Obligasi Berlian Laju Tanker IV Tahun 2009 Seri C	BLTA04C	B	29-May-09	31-Mar-23	IDR	190	190	51	-	16.250%	idD	10 Years	Bank CIMB Niaga Tbk.				
5. Sukuk Ijarah Berlian Laju Tanker II Tahun 2009 Seri A	SIKBLTA02A	S	29-May-09	31-Mar-23	IDR	45	45	-	-	Ijarah Fee Rp150 mill. per bill. p.a.	idD(sy)	10 Years	Bank CIMB Niaga Tbk.				
6. Sukuk Ijarah Berlian Laju Tanker II Tahun 2009 Seri B	SIKBLTA02B	S	29-May-09	31-Mar-23	IDR	55	55	18	-	Ijarah Fee Rp162 mill. per bill. p.a.	idD(sy)	10 Years	Bank CIMB Niaga Tbk.				
3. PT GARUDA INDONESIA (PERSERO) Tbk.						2,000	2,000	141	712	Dec-15	Dec	45,658	32,544	13,114	52,624	1,471	1,055
1. Obligasi Berkelanjutan I Garuda Indonesia Tahap 1 Tahun 2013	GIAA01CN1	B	08-Jul-13	05-Jul-18	IDR	2,000	2,000	141	712		9.250%	A(idn) stable	5 Years	Bank CIMB Niaga Tbk.			
4. PT INDOMOBIL WAHANA TRADA						181	181	8	0.25	Sep-15	Dec	6,168	4,606	1,562	7,637	-60	-22
1. Obligasi Indomobil Wahana Trada I Tahun 2012 Seri C	IMAT01C	B	20-Jun-12	19-Jun-17	IDR	181	181	8	0.25		8.750%	idBBB negative	5 Years	Bank CIMB Niaga Tbk.			
5. PT EXPRESS TRANSINDO UTAMA Tbk						1,000	1,000	1,089	78	Dec-15	Dec	2,884	1,963	921	970	51	32
1. Obligasi I Express Transindo Utama Tahun 2014	TAXI01	B	25-Jun-14	24-Jun-19	IDR	1,000	1,000	1,089	78		12.250%	A stable	5 Years	BRI (Persero) Tbk.			
6. PT SERASI AUTORAYA						148	148	161	27	Sep-15	Dec	7,504	5,432	2,072	4,957	79	48
1. Obligasi Serasi Autoraya III Tahun 2014 Seri D	TRAC03D	B	06-Jul-12	05-Jul-16	IDR	148	148	161	27		8.750%	idA+ stable	4 Years	Bank Mega Tbk.			
75. NON-BUILDING CONSTRUCTION						1,490	1,490	123	302								
1. PT BRANTAS ABIPRAYA						300	300	31	10	Jun-15	Dec	1,750	1,358	393	830	72	31
1. Obligasi I Brantas Abipraya Tahun 2015	BRAP01	B	09-Apr-15	08-Apr-18	IDR	300	300	31	10		11.500%	BBB+	3 Years	Bank CIMB Niaga Tbk.			
2. PT TOWER BERSAMA INFRASTRUCTURE Tbk.						190	190	65	215	Dec-15	Dec	22,800	21,209	1,591	3,421	1,089	1,430
1. Obligasi Berkelanjutan I Tower Bersama Infrastructure Tahap I Tahun 2013 Seri B	TBIG01BCN1	B	13-Dec-13	12-Dec-16	IDR	190	190	65	215		10.000%	AA-(idn) stable	3 Years	BRI (Persero) Tbk.			
3. PT PROFESIONAL TELEKOMUNIKASI INDONESIA						1,000	1,000	27	77	Mar-15	Dec	17,995	13,164	4,830	1,069	231	166
1. Obligasi Protelindo I Tahun 2014	PRTL01	B	03-Mar-14	28-Feb-17	IDR	1,000	1,000	27	77		10.500%	AA- stable	3 Years	Bank Permata Tbk.			
8. FINANCE						153,998	153,998	125,219	44,093	Financial Statement	Fiscal Year End	Assets	Liabilities	Equity	Sales	Operating Profit	Net Income
81. BANK						89,590	89,590	71,670	22,961								
1. PT BANK CAPITAL INDONESIA Tbk						200	200	2,380	91	Dec-15	Dec	12,159	11,106	1,053	1,163	120	91

Listed Bond & Sukuk	Code	Type	Date		Currency	Nominal, bn IDR		Volume, bn IDR		Interest / Revenue Sharing	Rating	Tenure	Trustee		
			Listing	Maturity		Issued	Out standing	Dec-15	Jan-Jun-16						
1. Obligasi Subordinasi Bank Capital I Tahun 2014	BACA01SB	B	14-Jan-15	13-Jan-22	IDR	200	200	2,380	91	12.000%	BBB-	7 Years	Bank Mega Tbk.		
2. PT BANK UOB INDONESIA						2,500	2,500	2,553	1,426	Jun-15 Dec 83,634	73,543	10,091	3,774	233	180
1. Obligasi Subordinasi I Bank UOB Indonesia Tahun 2014	BBIA01SB	B	30-May-14	28-May-21	IDR	1,000	1,000	281	601	11.350%	AA	7 Years	Bank Permata Tbk		
2. Obligasi I Bank UOB Indonesia Tahun 2015 Seri A	BBIA01A	B	02-Apr-15	11-Apr-16	IDR	400	400	865	76	8.600%	AAA	370 Days	Bank Permata Tbk		
3. Obligasi I Bank UOB Indonesia Tahun 2015 Seri B	BBIA01B	B	02-Apr-15	01-Apr-18	IDR	600	600	833	359	9.400%	AAA	3 Years	Bank Permata Tbk		
4. Obligasi I Bank UOB Indonesia Tahun 2015 Seri C	BBIA01C	B	02-Apr-15	01-Apr-20	IDR	500	500	574	390	9.600%	AAA	5 Years	Bank Permata Tbk		
3. PT BANK BUKOPIN Tbk.						1,900	1,900	2,145	353	Dec-15 Dec 94,367	86,831	7,535	9,482	1,179	960
1. Obligasi Subordinasi Berkelanjutan I Bank Bukopin Tahap I Tahun 2012	BBKP01SBCN1	B	07-Mar-12	06-Mar-19	IDR	1,500	1,500	1,859	321	9.25 %	idA stable	10 Years	Bank Mandiri (Persero) Tbk.		
2. Obligasi Subordinasi Berkelanjutan II Bank Bukopin Tahap I Tahun 2015	BBKP02SBCN1	B	01-Jul-15	30-Jun-22	IDR	400	400	285	32	9.25 %	idA stable	10 Years	Bank Mandiri (Persero) Tbk.		
4. PT BANK SYARIAH MUAMALAT INDONESIA						1,500	1,500	1,581	342	Jun-15 Dec 55,860	9,332	4,136	2,776	142	107
1. Sukuk Subordinasi Mudharabah Berkelanjutan I Tahap I Bank Muamalat Tahun 2012	BBMISMSB1CN1	S	02-Jul-12	29-Jun-22	IDR	800	800	653	176	Year 1-5 = 17.12%, Year 6-7 = 34.25%	idA+(sy) stable	10 Years	BNI (Persero) Tbk.		
2. Sukuk Subordinasi Mudharabah Berkelanjutan I Tahap II Bank Muamalat Tahun 2013	BBMISMSB1CN2	S	01-Apr-13	28-Mar-23	IDR	700	700	928	166	Nisbah : year 1 - 5 = 15.79%, year 6 - 10 = 31.58%	idA+(sy) stable	10 Years	BNI (Persero) Tbk.		
5. PT BANK RAKYAT INDONESIA (PERSERO) Tbk.						3,000	3,000	1,683	83	Dec-15 Dec 878,426	765,299	113,127	97,843	32,494	25,398
1. Obligasi Berkelanjutan I Bank BRI Tahap I Tahun 2015 Seri A	BBRI01ACN1	B	06-Jul-15	07-Jul-16	IDR	655	655	892	27	8.400%	AAA	370 Days	BNI (Persero) Tbk.		
2. Obligasi Berkelanjutan I Bank BRI Tahap I Tahun 2015 Seri B	BBRI01BCN1	B	06-Jul-15	03-Jul-18	IDR	925	925	565	10	9.200%	AAA	3 Years	BNI (Persero) Tbk.		
3. Obligasi Berkelanjutan I Bank BRI Tahap I Tahun 2015 Seri C	BBRI01CCN1	B	06-Jul-15	03-Jul-20	IDR	1,420	1,420	226	46	9.500%	AAA	5 Years	BNI (Persero) Tbk.		
6. PT BANK PEMBANGUNAN DAERAH RIAU KEPRI						500	500	68	30	Jun-15 Dec 28,162	25,890	2,272	1,290	241	176
1. Obligasi I Bank Riau Kepri Tahun 2011	BBRK01	B	11-Jul-11	08-Jul-16	IDR	500	500	68	30	10.400%	A(idn) stable	5 Years	Bank Mega Tbk.		
7. PT BANK BNI SYARIAH						500	500	130	6	Jun-15 Dec 20,854	2,939	2,050	1,231	134	100
1. Sukuk Mudharabah Bank BNI Syariah I Tahun 2015	SMBBSY01	S	27-May-15	26-May-18	IDR	500	500	130	6	Nisbah 15.35%	AA+	3 Years	BRI (Persero) Tbk.		
8. PT BANK TABUNGAN NEGARA (PERSERO) Tbk.						10,950	10,950	2,541	1,010	Dec-15 Dec 171,808	157,947	13,860	16,073	2,542	1,851
1. Obligasi XII Bank BTN Tahun 2006	BBTN12	B	20-Sep-06	19-Sep-16	IDR	1,000	1,000	863	414	12.750%	idAA stable	5 Years	Bank Mega Tbk.		
2. Obligasi XIV Bank BTN Tahun 2010	BBTN14	B	14-Jun-10	11-Jun-20	IDR	1,650	1,650	234	96	10.250%	idAA stable	10 Years	Bank Mega Tbk.		

Listed Bond & Sukuk	Code	Type	Date		Currency	Nominal, bn IDR		Volume, bn IDR		Interest / Revenue Sharing	Rating	Tenure	Trustee			
			Listing	Maturity		Issued	Out standing	Dec-15	Jan-Jun-16							
3. Obligasi XV Bank BTN Tahun 2011	BBTN15	B	30-Jun-11	28-Jun-21	IDR	1,300	1,300	594	-	9.500%	idAA stable	10 Years	Bank Mandiri (Persero) Tbk.			
4. Obligasi Berkelanjutan I Bank BTN Tahap I Tahun 2012	BBTN01CN1	B	06-Jun-12	05-Jun-22	IDR	2,000	2,000	141	24	7.900%	idAA stable	10 Years	Bank Mega Tbk.			
5. Obligasi Berkelanjutan I Bank BTN Tahap II Tahun 2013	BBTN01CN2	B	28-Mar-13	27-Mar-23	IDR	2,000	2,000	398	128	7.900%	idAA stable	10 Years	Bank Mega Tbk.			
6. Obligasi Berkelanjutan II Bank BTN Tahap I tahun 2015 Seri A	BBTN02ACN1	B	09-Jul-15	08-Jul-18	IDR	900	900	216	266	9.625%	AA	3 Years	Bank Mega Tbk.			
7. Obligasi Berkelanjutan II Bank BTN Tahap I tahun 2015 Seri B	BBTN02BCN1	B	09-Jul-15	08-Jul-20	IDR	500	500	5	40	9.875%	AA	5 Years	Bank Mega Tbk.			
8. Obligasi Berkelanjutan II Bank BTN Tahap I tahun 2015 Seri C	BBTN02CCN1	B	09-Jul-15	08-Jul-22	IDR	800	800	-	42	10.000%	AA	7 Years	Bank Mega Tbk.			
9. Obligasi Berkelanjutan II Bank BTN Tahap I tahun 2015 Seri D	BBTN02DCN1	B	09-Jul-15	08-Jul-25	IDR	800	800	90	-	10.500%	AA	10 Years	Bank Mega Tbk.			
9. PT BANK DKI						625	625	332	91	Sep-15 Dec	40,362	36,381	3,981	2,695	218	142
1. Obligasi VI Bank DKI Tahun 2011 Seri B	BDKI06B	B	20-Jun-11	17-Jun-16	IDR	325	325	60	80	9.900%	idAA- stable	5 Years	Bank Mandiri (Persero) Tbk.			
2. Obligasi Subordinasi II Bank DKI Tahun 2011	BDKI02SB	B	20-Jun-11	17-Jun-18	IDR	300	300	272	11	11.000%	idA+ stable	7 Years	Bank Mandiri (Persero) Tbk.			
10. LEMBAGA PEMBIAYAAN EKSPOR INDONESIA						21,579	21,579	23,275	3,719	Sep-15 Dec	83,451	71,917	11,534	4,277	1,698	1,341
1. Obligasi Bank Ekspor Indonesia IV Tahun 2009 Seri D	BEXI04D	B	19-Jun-09	18-Jun-16	IDR	1,427	1,427	243	313	12.750%	idAAA stable	7 Years	Bank Mega Tbk.			
2. Obligasi Indonesia Eximbank I Tahun 2010 Seri D	BEXI05D	B	09-Jul-10	08-Jul-17	IDR	1,075	1,075	101	85	10.000%	idAAA stable	7 Years	Bank Mandiri (Persero) Tbk.			
3. Obligasi Berkelanjutan Indonesia Eximbank I Dengan Tingkat Bunga Tetap Tahap I Tahun 2011 Seri B	BEXI01BCN1	B	21-Dec-11	20-Dec-16	IDR	243	243	-	5	7.750%	idAAA stable	5 Years	Bank Mandiri (Persero) Tbk.			
4. Obligasi Berkelanjutan Indonesia Eximbank I Dengan Tingkat Bunga Tetap Tahap I Tahun 2011 Seri C	BEXI01CCN1	B	21-Dec-11	20-Dec-18	IDR	2,805	2,805	200	80	8.500%	idAAA stable	7 Years	Bank Mandiri (Persero) Tbk.			
5. Obligasi Berkelanjutan Indonesia Eximbank I Tahap II Tahun 2012 Seri B	BEXI01BCN2	B	28-Nov-12	27-Nov-15	IDR	-	-	1,894	-	6.500%	idAAA stable	3 Years	Bank CIMB Niaga Tbk			
6. Obligasi Berkelanjutan Indonesia Eximbank I Tahap III Tahun 2013 Seri B	BEXI01BCN3	B	24-May-13	23-May-16	IDR	1,940	1,940	5,308	222	6.400%	idAAA stable	3 Years	Bank CIMB Niaga Tbk			
7. Obligasi Berkelanjutan Indonesia Eximbank II Tahap I Tahun 2014 Seri B	BEXI02BCN1	B	06-Jun-14	05-Jun-16	IDR	134	134	196	122	8.500%	idAAA stable	2 Years	Bank Mandiri (Persero) Tbk.			
8. Obligasi Berkelanjutan Indonesia Eximbank II Tahap I Tahun 2014 Seri C	BEXI02CCN1	B	06-Jun-14	05-Jun-17	IDR	1,594	1,594	393	301	9.250%	idAAA stable	3 Years	Bank Mandiri (Persero) Tbk.			
9. Obligasi Berkelanjutan Indonesia Eximbank II Tahap I Tahun 2014 Seri D	BEXI02DCN1	B	06-Jun-14	05-Jun-19	IDR	1,469	1,469	402	70	9.750%	idAAA stable	5 Years	Bank Mandiri (Persero) Tbk.			
10. Obligasi Berkelanjutan Indonesia Eximbank II Tahap II Tahun 2014	BEXI02CN2	B	21-Jul-14	18-Jul-17	IDR	500	500	27	105	9.250%	AAA	3 Years	Bank Mandiri (Persero) Tbk.			

Listed Bond & Sukuk	Code	Type	Date		Currency	Nominal, bn IDR		Volume, bn IDR		Interest / Revenue Sharing	Rating	Tenure	Trustee				
			Listing	Maturity		Issued	Out standing	Dec-15	Jan-Jun-16								
11. Obligasi Berkelanjutan Indonesia Eximbank II Tahap III Tahun 2014 Seri B	BEXI02BCN3	B	17-Oct-14	16-Oct-17	IDR	1,485	1,485	557	318	9.250%	AAA	3 Years	Bank Mandiri (Persero) Tbk.				
12. Obligasi Berkelanjutan Indonesia Eximbank II Tahap III Tahun 2014 Seri C	BEXI02CCN3	B	17-Oct-14	16-Oct-19	IDR	828	828	94	70	9.750%	AAA	5 Years	Bank Mandiri (Persero) Tbk.				
13. Obligasi Berkelanjutan Indonesia Eximbank II Tahap IV Tahun 2015 Seri A	BEXI02ACN4	B	08-Jan-15	07-Jan-18	IDR	800	800	1,600	-	9.250%	AAA	3 Years	Bank Mandiri (Persero) Tbk.				
14. Obligasi Berkelanjutan Indonesia Eximbank II Tahap IV Tahun 2015 Seri B	BEXI02BCN4	B	08-Jan-15	07-Jan-20	IDR	700	700	1,400	-	9.750%	AAA	5 Years	Bank Mandiri (Persero) Tbk.				
15. Obligasi Berkelanjutan Indonesia Eximbank II Tahap V Tahun 2015 Seri A	BEXI02ACN5	B	16-Mar-15	23-Mar-16	IDR	575	575	1,945	163	8.250%	AAA	370 Days	Bank Mandiri (Persero) Tbk.				
16. Obligasi Berkelanjutan Indonesia Eximbank II Tahap V Tahun 2015 Seri B	BEXI02BCN5	B	16-Mar-15	13-Mar-18	IDR	1,298	1,298	2,723	738	9.000%	AAA	3 Years	Bank Mandiri (Persero) Tbk.				
17. Obligasi Berkelanjutan Indonesia Eximbank II Tahap V Tahun 2015 Seri C	BEXI02CCN5	B	16-Mar-15	13-Mar-20	IDR	2,727	2,727	4,669	969	9.500%	AAA	5 Years	Bank Mandiri (Persero) Tbk.				
18. Obligasi Berkelanjutan Indonesia Eximbank II Tahap VI Tahun 2015 Seri A	BEXI02ACN6	B	17-Sep-15	26-Sep-16	IDR	757	757	620	57	8.400%	AAA	370 Days	Bank Mandiri (Persero) Tbk.				
19. Obligasi Berkelanjutan Indonesia Eximbank II Tahap VI Tahun 2015 Seri B	BEXI02BCN6	B	17-Sep-15	16-Sep-18	IDR	309	309	870	101	9.200%	AAA	3 Years	Bank Mandiri (Persero) Tbk.				
20. Obligasi Berkelanjutan Indonesia Eximbank II Tahap VI Tahun 2015 Seri C	BEXI02CCN6	B	17-Sep-15	16-Sep-20	IDR	913	913	35	-	Nisbah 80%, equivalent 10,5%	AAA	5 Years	Bank Mandiri (Persero) Tbk.				
11. PT BANK JABAR BANTEN (BPD JABAR) Tbk						1,724	1,724	825	108	Dec-15	Dec	88,697	76,068	7,757	10,650	1,766	1,377
1. Obligasi VII Bank BJB Tahun 2011 Seri B	BJBR07B	B	10-Feb-11	09-Feb-16	IDR	601	601	582	-	10.200%	idAA- stable	5 Years	Bank Mega Tbk.				
2. Obligasi VII Bank BJB Tahun 2011 Seri C	BJBR07C	B	10-Feb-11	09-Feb-18	IDR	1,123	1,123	243	108	10.400%	idAA- stable	7 Years	Bank Mega Tbk.				
12. PT BANK PEMBANGUNAN DAERAH JAWA TENGAH						500	500	19	90	Jun-15	Dec	46,130	42,899	3,230	2,305	607	438
1. Obligasi Subordinasi I Bank Jateng Tahun 2015	BJTG01SB	B	21-Dec-15	18-Dec-22	IDR	500	500	19	90	12.250%	A-	7 Years	Bank Mandiri (Persero) Tbk.				
13. PT BANK LAMPUNG (BPD LAMPUNG)						500	500	76	18	Sep-15	Dec	8,145	7,482	663	595	210	158
1. Obligasi III Bank Lampung Tahun 2012	BLAM03	B	10-Oct-12	09-Oct-17	IDR	500	500	76	18	9.450%	idA- stable	5 Years	Bank Mandiri (Persero) Tbk.				
14. PT BANK PEMBANGUNAN DAERAH MALUKU DAN MALUKU UTARA						210	210	16	51	Jun-15	Dec	6,261	5,680	581	358	104	76
1. Obligasi I Bank Maluku Tahun 2011 Seri C	BMLK01C	B	16-Jan-12	13-Jan-17	IDR	210	210	16	51	10.700%	A(idn) stable	5 Years	Bank Mandiri (Persero) Tbk.				
15. PT BANK MANDIRI (PERSERO) Tbk						3,500	3,500	1,353	2,089	Dec-15	Dec	910,063	736,199	119,492	99,496	26,369	20,335
1. Obligasi Subordinasi Rupiah Bank Mandiri I Tahun 2009	BMRI01	B	14-Dec-09	11-Dec-16	IDR	3,500	3,500	1,353	2,089	11.850%	idAA+ stable	7 Years	Bank Permata Tbk.				
16. PT BANK CIMB NIAGA Tbk.						6,865	6,865	5,435	2,817	Dec-15	Dec	238,849	210,170	28,679	24,005	570	428
1. Obligasi Subordinasi I Bank CIMB Niaga Tahun 2010	BNGA01SB	B	09-Jul-10	08-Jul-17	IDR	1,380	1,380	1,713	695	11.300%	AA(idn) stable	7 Years	Bank Permata Tbk.				

Listed Bond & Sukuk	Code	Type	Date		Currency	Nominal, bn IDR		Volume, bn IDR		Interest / Revenue Sharing	Rating	Tenure	Trustee				
			Listing	Maturity		Issued	Out standing	Dec-15	Jan-16								
2. Obligasi Subordinasi II Bank CIMB Niaga Tahun 2010	BNGA02SB	B	27-Dec-10	23-Dec-20	IDR	1,600	1,600	1,798	845	10.850%	AA(idn) stable	10 Years	Bank Permata Tbk.				
3. Obligasi I Bank CIMB Niaga Tahun 2011 Dengan Tingkat Bunga Tetap Seri B	BNGA01B	B	27-Dec-11	23-Dec-16	IDR	1,320	1,320	389	615	8.300%	idAAA stable	5 Years	Bank Permata Tbk.				
4. Obligasi Berkelanjutan I Bank CIMB Niaga Tahap I Tahun 2012 Seri B	BNGA01BCN1	B	31-Oct-12	30-Oct-17	IDR	1,400	1,400	846	161	7.750%	idAAA stable	5 Years	Bank Permata Tbk.				
5. Obligasi Berkelanjutan I Bank CIMB Niaga Tahap II Tahun 2013 Dengan Tingkat Bunga Tetap Seri A	BNGA01ACN2	B	21-Nov-13	20-Nov-15	IDR	-	-	271	-	8.750%	idAAA stable	2 Years	Bank Permata Tbk.				
6. Obligasi Berkelanjutan I Bank CIMB Niaga Tahap II Tahun 2013 Dengan Tingkat Bunga Tetap Seri B	BNGA01BCN2	B	21-Nov-13	20-Nov-16	IDR	315	315	104	138	9.150%	idAAA stable	3 Years	Bank Permata Tbk.				
7. Obligasi Berkelanjutan I Bank CIMB Niaga Tahap II Tahun 2013 Dengan Tingkat Bunga Tetap Seri C	BNGA01CCn2	B	21-Nov-13	20-Nov-18	IDR	850	850	316	362	9.750%	idAAA stable	5 Years	Bank Permata Tbk.				
17. PT BANK INTERNASIONAL INDONESIA Tbk.						7,380	7,380	4,571	3,271	Dec-15	Dec	157,619	141,876	15,743	10,258	1,545	1,139
1. Obligasi Subordinasi I Bank BII Tahun 2011	BNII01SB	B	20-May-11	19-May-18	IDR	1,500	1,500	1,496	2,020	10.750%	idAA+ stable	7 Years	Bank Mandiri (Persero) Tbk.				
2. Obligasi Berkelanjutan I Bank BII Tahap I Tahun 2011 Seri B	BNII01BCN1	B	07-Dec-11	06-Dec-16	IDR	1,560	1,560	536	509	8.750%	idAAA stable	5 Years	Bank Mandiri (Persero) Tbk.				
3. Obligasi Subordinasi Berkelanjutan I Bank BII Tahap I Tahun 2011	BNII01SBCN1	B	07-Dec-11	06-Dec-18	IDR	500	500	1,437	74	10.000%	idAA+ stable	7 Years	Bank Mandiri (Persero) Tbk.				
4. Obligasi Berkelanjutan I Bank BII Tahap II Tahun 2012 Seri B	BNII01BCN2	B	01-Nov-12	31-Oct-17	IDR	1,020	1,020	488	341	8.000%	idAAA stable	5 Years	Bank Mandiri (Persero) Tbk.				
5. Obligasi Subordinasi Berkelanjutan I Bank BII Tahap II Tahun 2012	BNII01SBCN2	B	01-Nov-12	31-Oct-19	IDR	1,000	1,000	521	276	9.250%	idAA+ stable	7 Years	Bank Mandiri (Persero) Tbk.				
6. Obligasi Subordinasi Berkelanjutan II Bank BII Tahap I Tahun 2014	BNII02SBCN1	B	10-Jul-14	08-Jul-21	IDR	1,500	1,500	50	30	11.350%	idAA stable	7 Years	Bank Mandiri (Persero) Tbk.				
7. Sukuk Mudharabah Berkelanjutan I Bank BII Tahap I Tahun 2014	SMBNII01CN1	S	10-Jul-14	08-Jul-17	IDR	300	300	43	22	Rp93 Mill. per Bill. p.a.	idAAA stable	3 Years	Bank Mandiri (Persero) Tbk.				
18. PT BANK PERMATA Tbk.						6,482	6,482	4,638	3,054	Dec-15	Dec	182,689	163,877	18,813	8,406	294	247
1. Obligasi Subordinasi II Bank Permata Tahun 2011	BNLI02SB	B	30-Jun-11	28-Jun-18	IDR	1,750	1,750	1,675	628	11.000%	idAA stable	7 Years	Bank CIMB Niaga Tbk.				
2. Obligasi Subordinasi Berkelanjutan I Bank Permata Tahap I Tahun 2012	BNLI01SBCN1	B	18-Jun-12	15-Jun-19	IDR	700	700	670	486	8.900%	idAA+ stable	7 Years	Bank CIMB Niaga Tbk.				
3. Obligasi Subordinasi Berkelanjutan I Bank Permata Tahap II Tahun 2012	BNLI01SBCN2	B	20-Dec-12	20-Dec-19	IDR	1,800	1,800	1,806	1,600	9.400%	idAA+ stable	7 Years	Bank CIMB Niaga Tbk.				
4. Obligasi Berkelanjutan I Bank Permata Tahap I Tahun 2013	BNLI01BCN1	B	27-Dec-13	24-Dec-16	IDR	672	672	146	19	10.500%	idAAA stable	3 Years	Bank CIMB Niaga Tbk.				
5. Obligasi Subordinasi Berkelanjutan II Bank Permata Tahap I Tahun 2013	BNLI02SBCN1	B	27-Dec-13	24-Dec-20	IDR	860	860	161	214	12.000%	idAA stable	7 Years	Bank CIMB Niaga Tbk.				

Listed Bond & Sukuk	Code	Type	Date		Currency	Nominal, bn IDR		Volume, bn IDR		Interest / Revenue Sharing	Rating	Tenure	Trustee				
			Listing	Maturity		Issued	Out standing	Dec-15	Jan-Jun-16								
6. Obligasi Subordinasi Berkelanjutan II Bank Permata Tahap II Tahun 2014	BNLI02SBCN2	B	27-Oct-14	24-Oct-21	IDR	700	700	179	107	11.750%	idAA stable	7 Years	Bank CIMB Niaga Tbk.				
19. PT BANK PEMBANGUNAN DAERAH NUSA TENGGARA TIMUR						365	365	4	-	Jun-15	Dec	11,591	10,459	1,132	592	185	138
1. Obligasi I Bank NTT Tahun 2011 Seri C	BNTT01C	B	11-Jul-11	08-Jul-16	IDR	230	230	4	-	10.800%	idA- stable	5 Years	Bank Mandiri (Persero) Tbk.				
2. Obligasi I Bank NTT Tahun 2011 Seri D	BNTT01D	B	11-Jul-11	08-Jul-18	IDR	135	135	-	-	11.500%	idA- stable	7 Years	Bank Mandiri (Persero) Tbk.				
20. PT BANK PEMBANGUNAN DAERAH SUMATERA BARAT						906	906	490	12	Sep-15	Dec	20,203	17,551	1,924	1,741	297	222
1. Obligasi VI Bank Nagari Tahun 2010	BSBR06	B	14-Jan-11	13-Jan-16	IDR	500	500	305	-	9.875%	idA stable	5 Years	Bank Mandiri (Persero) Tbk.				
2. Obligasi Subordinasi I Bank Nagari Tahun 2010	BSBR01SB	B	14-Jan-11	13-Jan-18	IDR	81	81	-	9	10.900%	idA- stable	7 Years	Bank Mandiri (Persero) Tbk.				
3. Sukuk Mudharabah I Bank Nagari Tahun 2010	SMKBBSR01	S	14-Jan-11	13-Jan-16	IDR	100	100	143	3	Nisbah 32.9%	idA(sy) stable	5 Years	Bank Mandiri (Persero) Tbk.				
4. Obligasi Subordinasi II Bank Nagari Tahun 2012	BSBR02SB	B	27-Jun-12	26-Jun-19	IDR	225	225	42	-	10.150%	idA- stable	7 Years	Bank Mandiri (Persero) Tbk.				
21. PT BPD SULAWESI UTARA GORONTALO (PT BANK SULUTGO)						750	750	570	80	Sep-15	Dec	12,021	11,235	789	685	29	22
1. Obligasi V Bank Sulut Tahun 2014 Dengan Tingkat Bunga Tetap	BSLT05	B	09-Oct-14	08-Oct-19	IDR	750	750	570	80	11.900%	idA stable	5 Years	BNI (Persero) Tbk.				
22. PT BANK PEMBANGUNAN DAERAH SUMATERA UTARA						1,000	1,000	328	14	Jun-15	Dec	27,944	26,126	1,818	1,529	334	248
1. Obligasi III Bank Sumut Tahun 2011	BSMT03	B	07-Jul-11	05-Jul-16	IDR	600	600	56	12	10.125%	idA stable	5 Years	Bank Mandiri (Persero) Tbk.				
2. Obligasi Subordinasi I Bank Sumut Tahun 2011	BSMT01SB	B	07-Jul-11	05-Jul-18	IDR	400	400	272	2	11.350%	idA- stable	7 Years	Bank Mandiri (Persero) Tbk.				
23. PT BANK PEMBANGUNAN DAERAH SULAWESI SELATAN DAN BARAT						450	450	193	32	Jun-15	Dec	14,170	12,429	1,741	813	309	230
23 1. Obligasi Bank Sulselbar I Tahun 2011 Seri B	BSSB01B	B	13-May-11	12-May-16	IDR	350	350	81	4	10.400%	idA stable	5 Years	Bank Mandiri (Persero) Tbk.				
23 2. Sukuk Mudharabah Bank Sulselbar I Tahun 2011	SMKBSSB01	S	13-May-11	12-May-16	IDR	100	100	112	28	Nisbah 72.5%	idA(sy) stable	5 Years	Bank Mandiri (Persero) Tbk.				
24. PT BANK TABUNGAN PENSIUNAN NASIONAL Tbk.						2,610	2,610	1,445	846	Dec-15	Dec	81,040	64,053	13,924	13,710	2,433	1,702
1. Obligasi Berkelanjutan I Bank BTPN Dengan Tingkat Bunga Tetap Tahap I Tahun 2011 Seri B	BTPN01BCN1	B	30-Jun-11	28-Jun-16	IDR	335	335	258	25	9.900%	AA-(idn) stable	5 Years	Bank Permata Tbk.				
2. Obligasi Berkelanjutan I Bank BTN Dengan Tingkat Bunga Tetap Tahap II Tahun 2012 Seri B	BTPN01BCN2	B	06-Aug-12	03-Aug-17	IDR	725	725	313	128	8.250%	AA-(idn) stable	5 Years	Bank Permata Tbk.				
3. Obligasi Berkelanjutan I Bank BTPN Dengan Tingkat Bunga Tetap Tahap III Tahun 2013 Seri A	BTPN01ACN3	B	06-Mar-13	05-Mar-16	IDR	350	350	157	0.20	7.650%	AA-(idn) stable	3 Years	Bank Permata Tbk.				



Listed Bond & Sukuk	Code	Type	Date		Currency	Nominal, bn IDR		Volume, bn IDR		Interest / Revenue Sharing	Rating	Tenure	Trustee				
			Listing	Maturity		Issued	Out standing	Dec-15	Jan-Jun-16								
4. Obligasi Berkelanjutan I Bank BTPN Dengan Tingkat Bunga Tetap Tahap III Tahun 2013 Seri B	BTPN01BCN3	B	06-Mar-13	05-Mar-18	IDR	400	400	281	106	8.250%	AA-(idn) stable	5 Years	Bank Permata Tbk.				
5. Obligasi Berkelanjutan II Bank BTPN Tahap I Tahun 2013 Seri A	BTPN02ACN1	B	05-Jul-13	04-Jul-16	IDR	450	450	214	568	7.750%	AA-(idn) stable	3 Years	Bank Permata Tbk.				
6. Obligasi Berkelanjutan II Bank BTPN Tahap I Tahun 2013 Seri B	BTPN02BCN1	B	05-Jul-13	04-Jul-18	IDR	350	350	223	19	8.250%	AA-(idn) stable	5 Years	Bank Permata Tbk.				
25. PT BANK VICTORIA INTERNATIONAL Tbk.						1,000	1,000	587	331	Dec-15	Dec	23,251	20,032	2,114	2,217	94	94
1. Obligasi Bank Victoria III Tahun 2012	BVIC03	B	28-Jun-12	27-Jun-17	IDR	200	200	14	10	10.000%	idA- stable	5 Years	Bank Mega Tbk.				
2. Obligasi Subordinasi II Bank Victoria Tahun 2012	BVIC02SB	B	28-Jun-12	27-Jun-19	IDR	300	300	-	-	11.000%	idBBB+ stable	7 Years	Bank Mega Tbk.				
3. Obligasi Bank Victoria IV Tahun 2013 Dengan Tingkat Bunga Tetap	BVIC04	B	28-Jun-13	27-Jun-18	IDR	200	200	102	30	9.500%	idA- stable	5 Years	Bank Mega Tbk.				
4. Obligasi Subordinasi Bank Victoria III Tahun 2013 Dengan Tingkat Bunga Tetap	BVIC03SB	B	28-Jun-13	27-Jun-20	IDR	300	300	471	291	10.50%	idBBB+ stable	7 Years	Bank Mega Tbk.				
26. PT BANK MAYAPADA INTERNASIONAL Tbk.						956	956	315	103	Dec-15	Dec	47,306	42,719	4,587	5,051	878	652
1. Obligasi Subordinasi Bank Mayapada III Tahun 2013	MAYA03SB	B	08-Jul-13	05-Jul-20	IDR	700	700	260	70	11.000%	idBBB+ stable	7 Years	Bank Mega Tbk.				
2. Obligasi Subordinasi Bank Mayapada IV Tahun 2014	MAYA04SB	B	18-Dec-14	17-Dec-21	IDR	256	256	55	33	12.500%	idBBB+ stable	7 Years	Bank Mega Tbk.				
27. PT BANK OCBC NISP Tbk.						5,378	5,378	8,722	1,285	Dec-15	Dec	120,480	104,069	16,411	10,075	2,001	1,501
1. Obligasi Subordinasi III Bank OCBC NISP Tahun 2010	NISP03SB	B	01-Jul-10	30-Jun-17	IDR	880	880	522	117	11.350%	AA(idn) stable	7 Years	Bank Mega Tbk.				
2. Obligasi Berkelanjutan I OCBC NISP Tahap I Tahun 2013 Seri C	NISP01CCN1	B	20-Feb-13	19-Feb-16	IDR	1,498	1,498	1,295	10	7.400%	idAAA stable & AAA(idn) stable	3 Years	Bank Mega Tbk.				
3. Obligasi Berkelanjutan I OCBC NISP Tahap II Tahun 2015 Seri A	NISP01ACN2	B	11-Feb-15	20-Feb-16	IDR	1,095	1,095	3,538	87	9.000%	AAA	370 Days	Bank Mega Tbk.				
4. Obligasi Berkelanjutan I OCBC NISP Tahap II Tahun 2015 Seri B	NISP01BCN2	B	11-Feb-15	10-Feb-17	IDR	670	670	1,448	484	9.400%	AAA	2 Years	Bank Mega Tbk.				
5. Obligasi Berkelanjutan I OCBC NISP Tahap II Tahun 2015 Seri C	NISP01CCN2	B	11-Feb-15	10-Feb-18	IDR	1,235	1,235	1,918	587	9.800%	AAA	3 Years	Bank Mega Tbk.				
28. PT BANK PAN INDONESIA Tbk.						5,460	5,460	5,001	1,570	Dec-15	Dec	183,121	152,314	30,806	17,933	2,458	1,407
1. Obligasi Bank Panin IV Tahun 2010	PNBN05	B	10-Nov-10	10-Nov-15	IDR	-	-	363	-	9.000%	idAA stable	5 Years	Bank Mandiri (Persero) Tbk.				
2. Obligasi Subordinasi Bank Panin III Tahun 2010	PNBN04SB	B	10-Nov-10	10-Nov-17	IDR	2,460	2,460	3,152	1,249	10.500%	idAA- stable	7 Years	Bank Mandiri (Persero) Tbk.				
3. Obligasi Berkelanjutan I Bank Panin Tahap I Tahun 2012	PNBN01CN1	B	21-Dec-12	20-Dec-17	IDR	1,000	1,000	335	63	8.150%	idAA stable	5 Years	Bank Mandiri (Persero) Tbk.				

Listed Bond & Sukuk	Code	Type	Date		Currency	Nominal, bn IDR		Volume, bn IDR		Interest / Revenue Sharing	Rating	Tenure	Trustee				
			Listing	Maturity		Issued	Out standing	Dec-15	Jan-Jun-16								
4. Obligasi Subordinasi Berkelanjutan I Bank Panin Tahap I Tahun 2012	PNBN01SBCN1	B	21-Dec-12	20-Dec-19	IDR	2,000	2,000	1,152	258	9.400%	idAA- stable	7 Years	Bank Mandiri (Persero) Tbk.				
29. PT BANK WOORI SAUDARA INDONESIA 1906 Tbk.						300	300	395	41	Dec-15	Dec	20,020	15,884	4,136	1,753	362	265
1. Obligasi Bank Saudara II Tahun 2012	SDRA02	B	30-Nov-12	29-Nov-17	IDR	100	100	-	8	11.750%	idA- positive	5 Years	Bank Permata Tbk				
2. Obligasi Subordinasi Bank Saudara I Tahun 2012	SDRA01SB	B	30-Nov-12	29-Nov-16	IDR	200	200	395	33	12.625%	idBBB+ positive	7 Years	Bank Permata Tbk				
82. FINANCIAL INSTITUTION						62,749	62,749	53,240	21,101								
1. PT ADIRA DINAMIKA MULTIFINANCE Tbk.						9,936	9,936	10,878	5,206	Dec-15	Dec	27,744	23,383	4,361	8,064	901	665
1. Obligasi Berkelanjutan I Adira Dinamika Multi Finance Dengan Tingkat Bunga Tetap Tahap I Tahun 2011 Seri C	ADMF01CCN1	B	19-Dec-11	16-Dec-16	IDR	1,533	1,533	1,370	868	9.000%	idAAA stable	60 Months	BNI (Persero) Tbk.				
2. Obligasi berkelanjutan I Adira Dinamika Multi Finance Dengan Tingkat Bunga Tetap Tahap III Tahun 2012 Seri C	ADMF01CCN3	B	28-Sep-12	27-Sep-17	IDR	673	673	268	411	8.750%	idAAA stable	60 Months	BNI (Persero) Tbk.				
3. Obligasi Berkelanjutan II Adira Finance Tahap I Tahun 2013 Seri C	ADMF02CCN1	B	04-Mar-13	01-Mar-16	IDR	553	553	722	600	7.850%	idAAA stable	36 Months	BNI (Persero) Tbk.				
4. Obligasi Berkelanjutan II Adira Finance Tahap I Tahun 2013 Seri D	ADMF02DCN1	B	04-Mar-13	01-Mar-18	IDR	851	851	367	351	8.900%	idAAA stable	60 Months	BNI (Persero) Tbk.				
5. Sukuk Mudharabah Berkelanjutan I Adira Finance Tahap I Tahun 2013 Seri C	SMADM01CCN1	S	04-Mar-13	01-Mar-16	IDR	286	286	113	74	Nisbah 7.85%	idAA+ stable	36 Months	BNI (Persero) Tbk.				
6. Obligasi Berkelanjutan II Adira Finance Tahap II Tahun 2013 Seri B	ADMF02BCN2	B	25-Oct-13	24-Oct-16	IDR	880	880	840	398	10.500%	idAAA stable	36 Months	BNI (Persero) Tbk.				
7. Obligasi Berkelanjutan II Adira Finance Tahap II Tahun 2013 Seri C	ADMF02CCN2	B	25-Oct-13	24-Oct-18	IDR	490	490	97	403	11.000%	idAAA stable	60 Months	BNI (Persero) Tbk.				
8. Obligasi Berkelanjutan II Adira Finance Tahap III Tahun 2014 Seri B	ADMF02BCN3	B	16-May-14	14-May-17	IDR	363	363	632	389	10.500%	idAAA stable	36 Months	BNI (Persero) Tbk.				
9. Obligasi Berkelanjutan II Adira Finance Tahap III Tahun 2014 Seri C	ADMF02CCN3	B	16-May-14	14-May-19	IDR	450	450	-	97	10.750%	idAAA stable	60 Months	BNI (Persero) Tbk.				
10. Obligasi Berkelanjutan II Adira Finance Tahap IV Tahun 2014 Seri A	ADMF02ACN4	B	13-Nov-14	22-Nov-15	IDR	-	-	208	-	9.600%	idAAA stable	370 Days	BNI (Persero) Tbk.				
11. Obligasi Berkelanjutan II Adira Finance Tahap IV Tahun 2014 Seri B	ADMF02BCN4	B	13-Nov-14	12-Nov-17	IDR	808	808	1,177	355	10.500%	idAAA stable	36 Months	BNI (Persero) Tbk.				
12. Obligasi Berkelanjutan II Adira Finance Tahap IV Tahun 2014 Seri C	ADMF02CCN4	B	13-Nov-14	12-Nov-19	IDR	88	88	25	94	10.750%	idAAA stable	60 Months	BNI (Persero) Tbk.				
13. Sukuk Mudharabah I Adira Finance Tahap II Tahun 2014 Seri A	ADMFSM1ACN2	S	13-Nov-14	22-Nov-15	IDR	-	-	197	-	Nisbah 9.6%	AAA stable	370 Days	BNI (Persero) Tbk.				
14. Sukuk Mudharabah I Adira Finance Tahap II Tahun 2014 Seri B	ADMFSM1BCN2	S	13-Nov-14	12-Nov-17	IDR	45	45	-	-	Nisbah 10.5%	AAA stable	36 Months	BNI (Persero) Tbk.				

Listed Bond & Sukuk	Code	Type	Date		Currency	Nominal, bn IDR		Volume, bn IDR		Interest / Revenue Sharing	Rating	Tenure	Trustee				
			Listing	Maturity		Issued	Out standing	Dec-15	Jan-16								
15. Obligasi Berkelanjutan III Adira Finance Tahap I Tahun 2015 Seri A	ADMF03ACN1	B	01-Jul-15	30-Jun-18	IDR	741	741	1,798	389	9.500%	AAA	36 Months	BNI (Persero) Tbk.				
16. Obligasi Berkelanjutan III Adira Finance Tahap I Tahun 2015 Seri B	ADMF03BCN1	B	01-Jul-15	30-Jun-20	IDR	238	238	145	144	10.250%	AAA	60 Months	BNI (Persero) Tbk.				
17. Sukuk Mudharabah Berkelanjutan II Adira Finance Tahap I Tahun 2015 Seri A	SMADMF02ACN1	S	01-Jul-15	10-Jul-16	IDR	441	441	600	94	Nisbah 72.917%	AAA	370 Months	BNI (Persero) Tbk.				
18. Sukuk Mudharabah Berkelanjutan II Adira Finance Tahap I Tahun 2015 Seri B	SMADMF02BCN1	S	01-Jul-15	30-Jun-18	IDR	59	59	72	8	Nisbah 79.167%	AAA	36 Months	BNI (Persero) Tbk.				
19. Obligasi Berkelanjutan III Adira Finance Tahap II Tahun 2015 Seri A	ADMF03ACN2	B	26-Aug-15	05-Sep-16	IDR	492	492	869	93	8.750%	AAA	370 Days	BNI (Persero) Tbk.				
20. Obligasi Berkelanjutan III Adira Finance Tahap II Tahun 2015 Seri B	ADMF03BCN2	B	26-Aug-15	25-Aug-18	IDR	668	668	1,300	118	9.500%	AAA	36 Months	BNI (Persero) Tbk.				
21. Obligasi Berkelanjutan III Adira Finance Tahap II Tahun 2015 Seri C	ADMF03CCN2	B	26-Aug-15	25-Aug-20	IDR	277	277	78	320	10.250%	AAA	60 Months	BNI (Persero) Tbk.				
2. PT ASTRA SEDAYA FINANCE						9,465	9,465	7,415	3,311	Sep-15	Dec	33,577	27,729	5,848	4,144	953	722
1. Obligasi Berkelanjutan I Astra Sedaya Finance Dengan Tingkat Bunga Tetap Tahap I Tahun 2012 Seri C	ASDF01CCN1	B	22-Feb-12	21-Feb-17	IDR	2,250	2,250	745	1,174	8,60%	idAAA stable	60 Months	BRI (Persero) Tbk.				
2. Obligasi Berkelanjutan I Astra Sedaya Finance Tahap III Tahun 2013 Seri B	ASDF01BCN3	B	25-Feb-13	22-Feb-16	IDR	1,120	1,120	1,592	260	7.500%	idAAA stable	36 Months	BRI (Persero) Tbk.				
3. Obligasi Berkelanjutan II Astra Sedaya Finance Dengan Tingkat Bunga Tetap Tahap I Tahun 2013 Seri C	ASDF02CCN1	B	28-Jun-13	27-Jun-16	IDR	950	950	288	149	7.750%	idAAA stable	36 Months	BRI (Persero) Tbk.				
4. Obligasi Berkelanjutan II Astra Sedaya Finance Dengan Tingkat Bunga Tetap Tahap II Tahun 2013 Seri B	ASDF02BCN2	B	27-Nov-13	26-Nov-16	IDR	870	870	202	162	9.500%	idAAA stable	36 Months	BRI (Persero) Tbk.				
5. Obligasi Berkelanjutan II Astra Sedaya Finance Dengan Tingkat Bunga Tetap Tahap II Tahun 2013 Seri C	ASDF02CCN2	B	27-Nov-13	26-Nov-17	IDR	385	385	113	184	9.750%	idAAA stable	48 Months	BRI (Persero) Tbk.				
6. Obligasi Berkelanjutan II Astra Sedaya Finance Dengan Tingkat Bunga Tetap Tahap III Tahun 2014 Seri B	ASDF02BCN3	B	07-Apr-14	04-Apr-17	IDR	740	740	541	274	10.500%	AAA	3 Years	BRI (Persero) Tbk.				
7. Obligasi Berkelanjutan II Astra Sedaya Finance Dengan Tingkat Bunga Tetap Tahap III Tahun 2014 Seri C	ASDF02CCN3	B	07-Apr-14	04-Apr-18	IDR	75	75	10	40	10.600%	AAA	4 Years	BRI (Persero) Tbk.				
8. Obligasi Berkelanjutan II Astra Sedaya Finance Dengan Tingkat Bunga Tetap Tahap IV Tahun 2014 Seri A	ASDF02ACN4	B	30-Oct-14	09-Nov-15	IDR	-	-	496	-	9.600%	AAA	370 Days	BRI (Persero) Tbk.				
9. Obligasi Berkelanjutan II Astra Sedaya Finance Dengan Tingkat Bunga Tetap Tahap IV Tahun 2014 Seri B	ASDF02BCN4	B	30-Oct-14	29-Oct-17	IDR	1,500	1,500	601	307	10.500%	AAA	36 Months	BRI (Persero) Tbk.				

Listed Bond & Sukuk	Code	Type	Date		Currency	Nominal, bn IDR		Volume, bn IDR		Interest / Revenue Sharing	Rating	Tenure	Trustee
			Listing	Maturity		Issued	Out standing	Dec-15	Jan-Jun-16				
10. Obligasi Berkelanjutan II Astra Sedaya Finance Dengan Tingkat Bunga Tetap Tahap V Tahun 2015 Seri A	ASDF02ACN5	B	02-Jul-15	12-Jul-16	IDR	750	750	1,487	276	Nisbah = 80%, equivalent 10,5%	AAA	370 Days	BRI (Persero) Tbk.
11. Obligasi Berkelanjutan II Astra Sedaya Finance Dengan Tingkat Bunga Tetap Tahap V Tahun 2015 Seri B	ASDF02BCN5	B	02-Jul-15	02-Jul-18	IDR	825	825	1,341	486	9.250%	AAA	36 Months	BRI (Persero) Tbk.
3. PT BCA FINANCE						2,425	2,425	2,211	547	Sep-15 Dec 6,301	4,376 1,925	1,776	1,043 786
1. Obligasi Berkelanjutan I BCA Finance Tahap I Tahun 2012 Seri D	BCAF01DCN1	B	10-May-12	09-May-16	IDR	600	600	111	23	7.700%	idAAA stable	48 Months	Bank Mega Tbk.
2. Obligasi Berkelanjutan I BCA Finance Dengan Tingkat Bunga Tetap Tahap II Tahun 2013 Seri B	BCAF01BCN2	B	17-Jun-13	14-Jun-16	IDR	350	350	201	7	7.500%	idAAA stable	36 Months	Bank Mega Tbk.
3. Obligasi Berkelanjutan I BCA Finance Dengan Tingkat Bunga Tetap Tahap II Tahun 2013 Seri C	BCAF01CCN2	B	17-Jun-13	14-Jun-17	IDR	200	200	25	94	7.600%	idAAA stable	48 Months	Bank Mega Tbk.
4. Obligasi Berkelanjutan I BCA Finance Tahap III Tahun 2014 Seri B	BCAF01BCN3	B	28-Mar-14	27-Mar-17	IDR	275	275	161	154	10.000%	idAAA stable	3 Years	Bank Mega Tbk.
5. Obligasi Berkelanjutan II BCA Finance Tahap I Tahun 2015 Seri A	BCAF02ACN1	B	23-Mar-15	30-Mar-16	IDR	438	438	927	67	8.250%	AAA	370 Days	Bank Mega Tbk.
6. Obligasi Berkelanjutan II BCA Finance Tahap I Tahun 2015 Seri B	BCAF02BCN1	B	23-Mar-15	20-Mar-17	IDR	140	140	220	20	8.500%	AAA	2 Years	Bank Mega Tbk.
7. Obligasi Berkelanjutan II BCA Finance Tahap I Tahun 2015 Seri C	BCAF02CCN1	B	23-Mar-15	20-Mar-18	IDR	422	422	566	181	9.000%	AAA	3 Years	Bank Mega Tbk.
4. PT BFI FINANCE INDONESIA Tbk						1,430	1,430	1,092	203	Dec-15 Dec 11,770	7,751 4,019	2,831	835 650
1. Obligasi Berkelanjutan I BFI Finance Indonesia Tahap II Tahun 2013 Seri C	BFIN01CCN2	B	20-Feb-13	19-Feb-16	IDR	155	155	204	-	9.000%	A+(idn) stable	3 Years	Bank Mega Tbk.
2. Obligasi Berkelanjutan II BFI Finance Indonesia Tahap I Tahun 2014 Seri B	BFIN02BCN1	B	10-Mar-14	07-Mar-16	IDR	55	55	12	-	11.000%	A+(idn) stable	2 Years	Bank Mega Tbk.
3. Obligasi Berkelanjutan II BFI Finance Indonesia Tahap I Tahun 2014 Seri C	BFIN02CCN1	B	10-Mar-14	07-Mar-17	IDR	220	220	8	65	11.500%	A+(idn) stable	3 Years	Bank Mega Tbk.
4. Obligasi Berkelanjutan II BFI Finance Indonesia Tahap II Tahun 2015 Seri A	BFIN02ACN2	B	20-Mar-15	29-Mar-16	IDR	345	345	601	134	Nisbah = 80%, equivalent 10.5%	A+	370 Days	Bank Mega Tbk.
5. Obligasi Berkelanjutan II BFI Finance Indonesia Tahap II Tahun 2015 Seri B	BFIN02BCN2	B	20-Mar-15	19-Mar-17	IDR	105	105	-	-	10.500%	A+	2 Years	Bank Mega Tbk.
6. Obligasi Berkelanjutan II BFI Finance Indonesia Tahap II Tahun 2015 Seri C	BFIN02CCN2	B	20-Mar-15	19-Mar-18	IDR	550	550	267	4	10.875%	A+	3 Years	Bank Mega Tbk.
5. PT BII FINANCE CENTER						1,943	1,943	1,281	773	Sep-15 Dec 4,420	3,412 1,008	608	265 198
1. Obligasi I BII Finance Tahun 2012 Seri C	BIIF01C	B	08-Jun-12	07-Jun-16	IDR	143	143	35	-	8.000%	AA+(idn) stable	48 Months	Bank Permata Tbk.

Listed Bond & Sukuk	Code	Type	Date		Currency	Nominal, bn IDR		Volume, bn IDR		Interest / Revenue Sharing	Rating	Tenure	Trustee			
			Listing	Maturity		Issued	Out standing	Dec-15	Jan-16							
2. Obligasi II BII Finance Tahun 2013 Dengan Tingkat Bunga Tetap Seri A	BIIF02A	B	20-Jun-13	19-Jun-16	IDR	775	775	832	509	7.750%	AA+(idn) stable	36 Months	Bank Permata Tbk.			
3. Obligasi II BII Finance Tahun 2013 Dengan Tingkat Bunga Tetap Seri B	BIIF02B	B	20-Jun-13	19-Jun-18	IDR	525	525	7	32	8.250%	AA+(idn) stable	60 Months	Bank Permata Tbk.			
4. Obligasi Berkelanjutan I BII Finance Tahap I Tahun 2015 Seri A	BIIF01ACN1	B	13-Nov-15	12-Nov-18	IDR	300	300	281	190	10.350%	AA+	3 Years	Bank Mandiri (Persero) Tbk.			
5. Obligasi Berkelanjutan I BII Finance Tahap I Tahun 2015 Seri B	BIIF01BCN1	B	13-Nov-15	12-Nov-20	IDR	200	200	126	42	10.900%	AA+	5 Years	Bank Mandiri (Persero) Tbk.			
6. PT BIMA MULTI FINANCE						240	240	15	156	Sep-15 Dec	1,109	870	238	261	29	22
1. Obligasi I Bima Multi Finance Tahun 2013 Seri B	BIMF01B	B	10-Jan-12	09-Jan-16	IDR	90	90	15	-	7.90%	BBB STABLE	3 Years	Bank Mega Tbk.			
2. Obligasi Berkelanjutan I Bima Multi Finance Tahap I Tahun 2015 Seri A	BIMF01ACN1	B	23-Dec-15	02-Jan-17	IDR	108	108	-	156	13,5%	BBB	370 Days	Bank Tabungan Negara (Persero) Tbk.			
3. Obligasi Berkelanjutan I Bima Multi Finance Tahap I Tahun 2015 Seri B	BIMF01BCN1	B	23-Dec-15	22-Dec-18	IDR	42	42	-	-	14,5%	BBB	3 Years	Bank Tabungan Negara (Persero) Tbk.			
7. PT BATAVIA PROSPERINDO FINANCE Tbk.						230	230	35	4	Dec-15 Dec	982	483	499	250	55	41
1. Obligasi Batavia Prosperindo Finance I Tahun 2013 Seri C	BPF101C	B	04-Jul-13	03-Jul-16	IDR	230	230	35	4	10.750%	idBBB stable	3 Years	Bank Mega Tbk.			
8. PT CIMB NIAGA AUTO FINANCE						-	-	164	-	Jun-15 Dec	6,233	5,310	924	619	23	24
1. Obligasi I CIMB Niaga Auto Finance Tahun 2012 Seri B	CNAF01B	B	23-Nov-12	22-Nov-15	IDR	-	-	164	-	8.100%	AA+(idn) stable	3 Years	Bank Mega Tbk.			
9. PT FEDERAL INTERNATIONAL FINANCE						6,935	6,935	7,962	1,661	Sep-15 Dec	29,162	23,488	5,673	5,399	1,423	1,061
1. Obligasi Berkelanjutan I Federal International Finance Tahap II Tahun 2013 Seri B	FIFA01BCN2	B	05-Apr-13	04-Apr-16	IDR	1,690	1,690	1,068	105	7.750%	idAAA stable	36 Months	BRI (Persero) Tbk.			
2. Obligasi Berkelanjutan I Federal International Finance Dengan Tingkat Bunga Tetap Tahap III Tahun 2014 Seri B	FIFA01BCN3	B	17-Mar-14	14-Mar-17	IDR	745	745	167	166	10.500%	idAAA stable	36 Months	BRI (Persero) Tbk.			
3. Obligasi Berkelanjutan II Federal International Finance Tahap I Tahun 2015 Seri A	FIFA02ACN1	B	27-Apr-15	04-May-16	IDR	939	939	1,614	236	8.500%	AAA	370 Days	BRI (Persero) Tbk.			
4. Obligasi Berkelanjutan II Federal International Finance Tahap I Tahun 2015 Seri B	FIFA02BCN1	B	27-Apr-15	24-Apr-18	IDR	2,061	2,061	2,661	445	9.250%	AAA	36 Months	BRI (Persero) Tbk.			
5. Obligasi Berkelanjutan II Federal International Finance Tahap II Tahun 2015 Seri A	FIFA02ACN2	B	14-Sep-15	21-Sep-16	IDR	913	913	1,066	531	8.500%	AAA	370 Months	BRI (Persero) Tbk.			
6. Obligasi Berkelanjutan II Federal International Finance Tahap II Tahun 2015 Seri B	FIFA02BCN2	B	14-Sep-15	11-Sep-18	IDR	587	587	1,387	179	9.250%	AAA	36 Days	BRI (Persero) Tbk.			
10. PT INDOMOBIL FINANCE INDONESIA						2,559	2,559	2,861	1,371	Jun-15 Dec	8,462	7,159	1,303	669	87	62

Listed Bond & Sukuk	Code	Type	Date		Currency	Nominal, bn IDR		Volume, bn IDR		Interest / Revenue Sharing	Rating	Tenure	Trustee				
			Listing	Maturity		Issued	Out standing	Dec-15	Jan-16								
1. Obligasi Berkelanjutan I Indomobil Finance Tahap I Tahun 2012 Seri C	IMFI01CCN1	B	14-May-12	11-May-16	IDR	518	518	360	298	8.250%	idA stable	48 Months	Bank Mega Tbk.				
2. Obligasi Berkelanjutan I Indomobil Finance Tahap II Tahun 2013 Seri B	IMFI01BCN2	B	10-May-13	08-May-16	IDR	295	295	943	131	8.250%	idA stable	36 Months	Bank Mega Tbk.				
3. Obligasi Berkelanjutan I Indomobil Finance Tahap II Tahun 2013 Seri C	IMFI01CCN2	B	10-May-13	08-May-17	IDR	208	208	431	244	8.500%	idA stable	48 Months	Bank Mega Tbk.				
4. Obligasi Berkelanjutan I Indomobil Finance Tahap III Tahun 2013 Seri B	IMFI01BCN3	B	12-Dec-13	11-Dec-16	IDR	73	73	2	71	10.750%	idA stable	36 Years	Bank Mega Tbk.				
5. Obligasi Berkelanjutan I Indomobil Finance Tahap III Tahun 2013 Seri C	IMFI01CCN3	B	12-Dec-13	11-Dec-17	IDR	86	86	-	-	11.000%	idA stable	48 Years	Bank Mega Tbk.				
6. Obligasi Berkelanjutan I Indomobil Finance Tahap IV Tahun 2013 Seri B	IMFI01BCN4	B	23-Apr-14	22-Apr-17	IDR	231	231	25	22	11.250%	idA stable	36 Months	Bank Mega Tbk.				
7. Obligasi Berkelanjutan I Indomobil Finance Tahap IV Tahun 2013 Seri C	IMFI01CCN4	B	23-Apr-14	22-Apr-18	IDR	58	58	-	25	11.400%	idA stable	48 Months	Bank Mega Tbk.				
8. Obligasi Berkelanjutan II Indomobil Finance Tahap I Tahun 2015 Seri A	IMFI02ACN1	B	27-Apr-15	04-May-16	IDR	132	132	108	9	9.100%	A	370 Days	Bank Mega Tbk.				
9. Obligasi Berkelanjutan II Indomobil Finance Tahap I Tahun 2015 Seri B	IMFI02BCN1	B	27-Apr-15	24-Apr-18	IDR	170	170	159	149	10.000%	A	36 Months	Bank Mega Tbk.				
10. Obligasi Berkelanjutan II Indomobil Finance Tahap I Tahun 2015 Seri C	IMFI02CCN1	B	27-Apr-15	24-Apr-19	IDR	198	198	54	104	10.250%	A	48 Months	Bank Mega Tbk.				
11. Obligasi Berkelanjutan II Indomobil Finance tahap II tahun 2015	IMFI02ACN2	B	09-Nov-15	16-Nov-16	IDR	267	267	535	305	10.250%	A	370 Days	Bank Mega Tbk.				
12. Obligasi Berkelanjutan II Indomobil Finance tahap II tahun 2015	IMFI02BCN2	B	09-Nov-15	06-Nov-18	IDR	121	121	202	-	10.750%	A	36 Months	Bank Mega Tbk.				
13. Obligasi Berkelanjutan II Indomobil Finance tahap II tahun 2015	IMFI02CCN2	B	09-Nov-15	06-Nov-19	IDR	203	203	42	15	11.000%	A	48 Months	Bank Mega Tbk.				
11. PT PERMODALAN NASIONAL MADANI (PERSERO)						1,933	1,933	438	31	Sep-15	Dec	5,083	4,371	711	881	89	48
1. Obligasi I PNM Tahun 2012	PNMP01	B	15-Oct-12	12-Oct-17	IDR	500	500	28	4	9.100%	idA stable	5 Years	BRI (Persero) Tbk.				
2. Obligasi II PNM Tahun 2013	PNMP02	B	10-Jul-13	09-Jul-18	IDR	1,000	1,000	37	-	9.200%	idA stable	5 Years	Bank Mega Tbk.				
3. Obligasi Berkelanjutan I PNM Tahap I Tahun 2014 Seri B	PNMP01BCN1	B	22-Dec-14	19-Dec-17	IDR	187	187	373	27	10.500%	A stable	3 Years	Bank Mega Tbk.				
4. Obligasi Berkelanjutan I PNM Tahap I Tahun 2014 Seri C	PNMP01CCN1	B	22-Dec-14	19-Dec-19	IDR	246	246	-	-	10.750%	A stable	5 Years	Bank Mega Tbk.				
12. PT PEGADAIAN (PERSERO)						7,959	7,959	2,179	586	Sep-15	Dec	38,560	26,281	12,279	6,943	2,120	1,564
1. Obligasi X Perum Pegadaian Tahun 2003 Seri B	PPGD10BxBVTW	B	15-Jul-03	11-Jul-18	IDR	64	64	-	-	13.125% (Year 1-3) SBI 3 Months + 1.00% (max. 15.5%, min. 10.5%) (Year 4-15)		idAA+ stable	15 Years	BNI (Persero) Tbk.			

	Listed Bond & Sukuk	Code	Type	Date		Currency	Nominal, bn IDR		Volume, bn IDR		Interest / Revenue Sharing	Rating	Tenure	Trustee			
				Listing	Maturity		Issued	Out standing	Dec-15	Jan- Jun-16							
2.	Obligasi XI Perum Pegadaian Tahun 2006 Seri A	PPGD11A	B	24-May-06	23-May-16	IDR	400	400	294	65	13.10%	idAA+ stable	10 Years	BNI (Persero) Tbk.			
3.	Obligasi XI Perum Pegadaian Tahun 2006 Seri B	PPGD11B	B	24-May-06	23-May-16	IDR	100	100	35	-	13.1% (Year 1) SBI 1 Month + 1.25% (max.16.00%, min. 10.00%) (Year 2-10)	idAA+ stable	10 Years	BNI (Persero) Tbk.			
4.	Obligasi XII Perum Pegadaian Tahun 2007 Seri A	PPGD12A	B	05-Sep-07	04-Sep-17	IDR	370	370	76	92	10.03%	idAA+ stable	10 Years	BNI (Persero) Tbk.			
5.	Obligasi XII Perum Pegadaian Tahun 2007 Seri B	PPGD12B	B	05-Sep-07	04-Sep-17	IDR	230	230	11	-	10.025% (Year 1) SBI + 1% (max. 12%, min. 8%) (Year 2-10)	idAA+ stable	10 Years	BNI (Persero) Tbk.			
6.	Obligasi XIII Perum Pegadaian Tahun 2009 Seri B	PPGD13B	B	02-Jul-09	01-Jul-17	IDR	650	650	88	71	12.65%	idAA+ stable	8 Years	Bank Mega Tbk.			
7.	Obligasi XIII Perum Pegadaian Tahun 2009 Seri C	PPGD13C	B	02-Jul-09	01-Jul-19	IDR	400	400	25	-	12.88%	idAA+ stable	10 Years	Bank Mega Tbk.			
8.	Obligasi Berkelanjutan I Perum Pegadaian Tahap I Tahun 2011 Dengan Tingkat Bunga Tetap Seri B	PPGD01BCN1	B	12-Oct-11	11-Oct-16	IDR	250	250	40	-	8.00%	idAA+ stable	5 Years	Bank Mega Tbk.			
9.	Obligasi Berkelanjutan I Perum Pegadaian Tahap I Tahun 2011 Dengan Tingkat Bunga Tetap Seri C	PPGD01CCN1	B	12-Oct-11	11-Oct-21	IDR	500	500	3	20	9.00%	idAA+ stable	10 Years	Bank Mega Tbk.			
10.	Obligasi Berkelanjutan I Perum Pegadaian Tahap II Tahun 2012 Seri C	PPGD01CCN2	B	15-Feb-12	14-Feb-17	IDR	200	200	4	17	7.50%	idAA+ stable	5 Years	Bank Mega Tbk.			
11.	Obligasi Berkelanjutan I Perum Pegadaian Tahap II Tahun 2012 Seri D	PPGD01DCN2	B	15-Feb-12	14-Feb-19	IDR	500	500	33	46	7.75%	idAA+ stable	7 Years	Bank Mega Tbk.			
12.	Obligasi Berkelanjutan II Pegadaian Tahap I Tahun 2013 Seri B	PPGD02BCN1	B	10-Jul-13	09-Jul-16	IDR	17	17	25	30	7.40%	idAA+ stable	3 Years	Bank Mega Tbk.			
13.	Obligasi Berkelanjutan II Pegadaian Tahap I Tahun 2013 Seri C	PPGD02CCN1	B	10-Jul-13	09-Jul-18	IDR	177	177	-	-	7.75%	idAA+ stable	5 Years	Bank Mega Tbk.			
14.	Obligasi Berkelanjutan II Pegadaian Tahap I Tahun 2013 Seri D	PPGD02DCN1	B	10-Jul-13	09-Jul-20	IDR	601	601	26	5	8.00%	idAA+ stable	7 Years	Bank Mega Tbk.			
15.	Obligasi Berkelanjutan II Pegadaian Tahap II Tahun 2014 Seri B	PPGD02BCN2	B	14-Jul-14	11-Jul-17	IDR	202	202	37	-	9.35%	AA+	3 Years	Bank Mega Tbk.			
16.	Obligasi Berkelanjutan II Pegadaian Tahap II Tahun 2014 Seri C	PPGD02CCN2	B	14-Jul-14	11-Jul-19	IDR	398	398	25	-	9.75%	AA+	5 Years	Bank Mega Tbk.			
17.	Obligasi Berkelanjutan II Pegadaian Tahap III Tahun 2015 Seri A	PPGD02ACN3	B	08-May-15	17-May-16	IDR	400	400	595	48	8.50%	AA+	370 Days	Bank Mega Tbk.			
18.	Obligasi Berkelanjutan II Pegadaian Tahap III Tahun 2015 Seri B	PPGD02BCN3	B	08-May-15	07-May-18	IDR	1,300	1,300	579	137	9.25%	AA+	3 Years	Bank Mega Tbk.			
19.	Obligasi Berkelanjutan II Pegadaian Tahap III Tahun 2015 Seri C	PPGD02CCN3	B	08-May-15	07-May-20	IDR	1,200	1,200	283	55	8.50%	AA+	5 Years	Bank Mega Tbk.			
13.	PT SURYA ARTHA NUSANTARA FINANCE						1,891	1,891	1,233	138	Sep-15 Dec	6,520	5,101	1,418	522	121	105
1.	Obligasi Berkelanjutan I SAN Finance Tahap I Tahun 2013 Seri B	SANF01BCN1	B	26-Sep-13	25-Sep-16	IDR	391	391	411	69	9.750%	idAA- stable	36 Months	BRI (Persero) Tbk.			

Listed Bond & Sukuk	Code	Type	Date		Currency	Nominal, bn IDR		Volume, bn IDR		Interest / Revenue Sharing	Rating	Tenure	Trustee
			Listing	Maturity		Issued	Out standing	Dec-15	Jan-16				
2. Obligasi Berkelanjutan I SAN Finance Tahap II Tahun 2014	SANF01CN2	B	17-Dec-14	16-Dec-17	IDR	1,000	1,000	809	69	10.500%	idAA- stable	3 Years	BRI (Persero) Tbk.
3. Obligasi Berkelanjutan I SAN Finance Tahap III Tahun 2015	SANF01CN3	B	07-Oct-15	06-Oct-18	IDR	500	500	13	-	10.500%	AA- stable	3 Years	Mandiri Sekuritas
14. PT SARANA MULTI INFRASTRUKTUR (PERSERO)						1,000	1,000	426	130	Jun-15 Dec 10,034	5,129 4,906	336	168 134
1. Obligasi I Sarana Multi Infrastruktur Tahun 2014 Seri A	SMII01A	B	12-Jun-14	11-Jun-17	IDR	100	100	135	93	9.600%	idAA+ stable	3 Years	BRI (Persero) Tbk.
2. Obligasi I Sarana Multi Infrastruktur Tahun 2014 Seri B	SMII01B	B	11-Jun-14	11-Jun-19	IDR	900	900	291	37	10.000%	idAA+ stable	5 Years	BRI (Persero) Tbk.
15. PT SINAR MAS MULTIFINANCE						500	500	98	35	Jun-15 Dec 3,151	2,048 1,104	332	11 7
1. Obligasi Sinar Mas Multifinance II Tahun 2013	SMMF02	B	11-Apr-13	10-Apr-18	IDR	500	500	98	35	10.750%	A- stable	5 Years	Bank Permata Tbk.
16. PT SARANA MULTIGRIYA FINANSIAL (PERSERO)						4,789	4,789	2,066	955	Sep-15 Dec 8,951	4,795 4,156	621	238 131
1. Obligasi Berkelanjutan I SMF Tahap II Tahun 2012 Berjaminan Seri C	SMFP01CCN2	B	26-Apr-12	20-Apr-17	IDR	838	838	115	53	7.550%	AA+(idn) STABLE	5 Years	BRI (Persero) Tbk.
2. Obligasi Berkelanjutan II Sarana Multigriya Finansial Tahap I Tahun 2012 Seri B	SMFP02BCN1	B	28-Dec-12	27-Dec-17	IDR	255	255	39	35	7.500%	idAA+STABLE	5 Years	BRI (Persero) Tbk.
3. Obligasi Berkelanjutan II Sarana Multigriya Finansial Tahap I Tahun 2012 Seri C	SMFP02CCN1	B	28-Dec-12	27-Dec-19	IDR	175	175	-	-	8.000%	idAA+STABLE	7 Years	BRI (Persero) Tbk.
4. Obligasi Berkelanjutan II Sarana Multigriya Finansial Tahap II Tahun 2013 Seri B	SMFP02BCN2	B	22-Mar-13	21-Mar-16	IDR	123	123	-	-	7.300%	idAA+STABLE	3 Years	BRI (Persero) Tbk.
5. Obligasi Berkelanjutan II Sarana Multigriya Finansial Tahap II Tahun 2013 Seri C	SMFP02CCN2	B	22-Mar-13	21-Mar-18	IDR	736	736	80	-	7.600%	idAA+STABLE	5 Years	BRI (Persero) Tbk.
6. Obligasi Berkelanjutan II Sarana Multigriya Finansial Tahap II Tahun 2013 Seri D	SMFP02DCN2	B	22-Mar-13	21-Mar-20	IDR	100	100	-	-	7.800%	idAA+STABLE	7 Years	BRI (Persero) Tbk.
7. Obligasi Berkelanjutan II Sarana Multigriya Finansial Tahap III Tahun 2014 Seri B	SMFP02BCN3	B	28-Mar-14	27-Mar-17	IDR	237	237	-	40	10.000%	idAA+STABLE	3 Years	BRI (Persero) Tbk.
8. Obligasi Berkelanjutan II Sarana Multigriya Finansial Tahap V Tahun 2014 Seri B	SMFP02BCN5	B	17-Dec-14	16-Dec-17	IDR	753	753	692	41	10.000%	AA+	3 Years	BRI (Persero) Tbk.
9. Obligasi Berkelanjutan III Sarana Multigriya Finansial Tahap I Tahun 2015 Seri A	SMFP03ACN1	B	08-Jul-15	17-Jul-16	IDR	415	415	720	-	8.600%	AA+	370 Days	Bank Mandiri (Persero) Tbk.
10. Obligasi Berkelanjutan III Sarana Multigriya Finansial Tahap I Tahun 2015 Seri B	SMFP03BCN1	B	08-Jul-15	07-Jul-18	IDR	85	85	135	70	9.250%	AA+	3 Years	Bank Mandiri (Persero) Tbk.
11. Obligasi Berkelanjutan III Sarana Multigriya Finansial Tahap II Tahun 2015	SMFP03CN2	B	19-Nov-15	28-Nov-16	IDR	472	472	235	40	8.900%	AA+	370 Days	Bank Mandiri (Persero) Tbk.
12. Obligasi Berkelanjutan III Sarana Multigriya Finansial Tahap III Tahun 2015	SMFP03CN3	B	28-Dec-15	03-Jan-17	IDR	600	600	50	676	9.250%	AA+	370 Days	Bank Mandiri (Persero) Tbk.
17. PT MANDALA MULTIFINANCE Tbk						564	564	1,128	477	Dec-15 Dec 4,595	3,001 1,594	1,700	329 247



	Listed Bond & Sukuk	Code	Type	Date		Currency	Nominal, bn IDR		Volume, bn IDR		Interest / Revenue Sharing	Rating	Tenure	Trustee				
				Listing	Maturity		Issued	Out standing	Dec-15	Jan-Jun-16								
1.	Obligasi Berkelanjutan Mandala Multifinance I Tahun 2014 Tahap II Seri B	MFIN01CCN2	B	04-Jun-14	03-Jun-17	IDR	64	64	-	-	12.000%	idA stable	3 Years	BRI (Persero) Tbk.				
2.	Obligasi Berkelanjutan II Mandala Multifinance Tahap I Tahun 2015 Seri A	MFIN02ACN1	B	11-May-15	18-May-16	IDR	232	232	806	454	10.500%	A	370 Days	BRI (Persero) Tbk.				
3.	Obligasi Berkelanjutan II Mandala Multifinance Tahap I Tahun 2015 Seri B	MFIN02BCN1	B	11-May-15	08-May-17	IDR	143	143	185	10	Nisbah 80%, equivalent 10.5%	A	24 Months	BRI (Persero) Tbk.				
4.	Obligasi Berkelanjutan II Mandala Multifinance Tahap I Tahun 2015 Seri C	MFIN02CCN1	B	11-May-15	08-May-18	IDR	125	125	137	14	11.500%	A	36 Months	BRI (Persero) Tbk.				
18.	PT TOYOTA ASTRA FINANCIAL SERVICES						4,489	4,489	7,145	2,585	Sep-15	Dec	18,857	16,598	2,260	1,623	301	227
1.	Obligasi Toyota Astra Financial Services III Tahun 2013 Dengan Tingkat Bunga Tetap Seri B	TAFS03B	B	20-May-13	17-May-16	IDR	700	700	1,062	16	7.600%	AAA(idn) stable	38 Months	BRI (Persero) Tbk.				
2.	Obligasi Toyota Astra Financial Services III Tahun 2013 Dengan Tingkat Bunga Tetap Seri C	TAFS03C	B	20-May-13	17-May-17	IDR	100	100	14	12	7.650%	AAA(idn) stable	48 Months	BRI (Persero) Tbk.				
3.	Obligasi Berkelanjutan I Toyota Astra Financial Services Dengan Tingkat Bunga Tetap Tahap I Tahun 2014 Seri B	TAFS01BCN1	B	14-Feb-14	13-Feb-17	IDR	512	512	312	247	10.500%	AAA(idn) stable	36 Months	BRI (Persero) Tbk.				
4.	Obligasi Berkelanjutan I Toyota Astra Financial Services Tahap II Tahun 2015 Seri A	TAFS01ACN2	B	12-Jun-15	21-Jun-16	IDR	698	698	999	4446	8.500%	AAA STABLE	370 Months	BRI (Persero) Tbk.				
5.	Obligasi Berkelanjutan I Toyota Astra Financial Services Tahap II Tahun 2015 Seri B	TAFS01BCN2	B	12-Jun-15	11-Jun-18	IDR	811	811	2,494	495	9.250%	AAA STABLE	36 Months	BRI (Persero) Tbk.				
6.	Obligasi Berkelanjutan I Toyota Astra Financial Services Tahap III Tahun 2015 Seri A	TAFS01ACN3	B	09-Nov-15	16-Nov-16	IDR	170	170	135	80	8.750%	AAA	370 days	BRI (Persero) Tbk.				
7.	Obligasi Berkelanjutan I Toyota Astra Financial Services Tahap III Tahun 2015 Seri B	TAFS01BCN3	B	09-Nov-15	06-Nov-18	IDR	1,498	1,498	2,130	1,289	9.500%	AAA	36 Months	BRI (Persero) Tbk.				
19.	PT MANDIRI TUNAS FINANCE						1,850	1,850	483	1,030	Sep-15	Dec	8,269	7,180	1,089	1,420	301	225
1.	Obligasi Berkelanjutan I Mandiri Tunas Finance Tahap I Tahun 2013 Seri A	TUFI01ACN1	B	07-Jun-13	05-Jun-16	IDR	425	425	66	165	7.750%	idAA STABLE	36 Months	Bank Mega Tbk.				
2.	Obligasi Berkelanjutan I Mandiri Tunas Finance Tahap I Tahun 2013 Seri B	TUFI01BCN1	B	07-Jun-13	05-Jun-17	IDR	75	75	-	-	7.800%	idAA STABLE	48 Months	Bank Mega Tbk.				
3.	Obligasi Berkelanjutan I Mandiri Tunas Finance Tahap II Tahun 2014 Seri A	TUFI01ACN2	B	26-May-14	23-May-17	IDR	425	425	252	162	10.700%	idAA STABLE	36 Months	Bank Mega Tbk.				
4.	Obligasi Berkelanjutan I Mandiri Tunas Finance Tahap II Tahun 2014 Seri B	TUFI01BCN2	B	26-May-14	23-May-18	IDR	175	175	-	-	10.850%	idAA STABLE	48 Months	Bank Mega Tbk.				
5.	Obligasi Berkelanjutan I Mandiri Tunas Finance Tahap III Tahun 2015	TUFI01CN3	B	10-Jun-15	09-Jun-18	IDR	150	150	135	-	9.750%	AA	36 Months	Bank Mega Tbk.				

	Listed Bond & Sukuk	Code	Type	Date		Currency	Nominal, bn IDR		Volume, bn IDR		Interest / Revenue Sharing	Rating	Tenure	Trustee				
				Listing	Maturity		Issued	Out standing	Dec-15	Jan-Jun-16								
6.	Obligasi Berkelanjutan II Mandiri Tunas Finance Tahap I Tahun 2015 Seri A	TUFI02ACN1	B	21-Dec-15	18-Dec-18	IDR	500	500	29	673	10.200%	AA	3 Years	Bank Mega Tbk.				
7.	Obligasi Berkelanjutan II Mandiri Tunas Finance Tahap I Tahun 2015 Seri B	TUFI02BCN1	B	21-Dec-15	18-Dec-20	IDR	100	100	1	30	10.800%	AA	5 Years	Bank Mega Tbk.				
20.	PT VERENA MULTI FINANCE Tbk						308	308	75	9	Dec-15	Dec	1,894	1,610	284	379	6	2
1.	Obligasi Berkelanjutan I Verena Multi Finance Tahap I Tahun 2012 Seri C	VRNA01CCN1	B	12-Dec-12	11-Dec-16	IDR	23	23	-	8	9.050%	idA stable	48 Months	Bank Sinarmas Tbk.				
2.	Obligasi Berkelanjutan I Verena Multi Finance Tahap II Tahun 2013 Seri A	VRNA01ACN2	B	27-Dec-13	24-Dec-16	IDR	113	113	10	-	11.840%	idA stable	36 Months	Bank Mega Tbk.				
3.	Obligasi Berkelanjutan I Verena Multi Finance Tahap II Tahun 2013 Seri B	VRNA01BCN2	B	27-Dec-13	24-Dec-17	IDR	40	40	40	-	12.150%	idA stable	48 Months	Bank Mega Tbk.				
4.	Obligasi Berkelanjutan I Verena Multi Finance Tahap III Tahun 2014 Seri B	VRNA01BCN3	B	20-Mar-14	19-Mar-17	IDR	132	132	25	0.60	12.55%	idA stable	36 Months	Bank Mega Tbk.				
21.	PT WAHANA OTTOMITRA MULTIARTHA Tbk.						2,303	2,303	4,056	1,892	Dec-15	Dec	5,306	4,551	756	1,740	24	16
1.	Obligasi Berkelanjutan I WOM Finance Tahap I Tahun 2014 Seri B	WOMF01BCN1	B	26-Jun-14	25-Jun-17	IDR	203	203	39	266	11.000%	AA(idn) STABLE	3 Years	Bank Mandiri (Persero) Tbk.				
2.	Obligasi Berkelanjutan I WOM Finance Tahap II Tahun 2014 Seri B	WOMF01BCN2	B	08-Dec-14	05-Dec-17	IDR	500	500	1,136	64	11.250%	AA	3 Years	Bank Mandiri (Persero) Tbk.				
3.	Obligasi Berkelanjutan I WOM Finance Tahap III Tahun 2015 Seri A	WOMF01ACN3	B	06-Apr-15	12-Apr-16	IDR	140	140	404	37	9.250%	AA	370 Days	Bank Mandiri (Persero) Tbk.				
4.	Obligasi Berkelanjutan I WOM Finance Tahap III Tahun 2015 Seri B	WOMF01BCN3	B	06-Apr-15	02-Apr-18	IDR	860	860	1,981	497	10.250%	AA	3 Months	Bank Mandiri (Persero) Tbk.				
5.	Obligasi Berkelanjutan I WOM Finance Tahap IV Tahun 2015 Seri A	WOMF01ACN4	B	23-Dec-15	02-Jan-17	IDR	203	203	20	275	9.350%	AA	370 Days	Bank Mandiri (Persero) Tbk.				
6.	Obligasi Berkelanjutan I WOM Finance Tahap IV Tahun 2015 Seri B	WOMF01BCN4	B	23-Dec-15	22-Dec-18	IDR	397	397	478	753	10.800%	AA	3 Years	Bank Mandiri (Persero) Tbk.				
83.	SECURITIES COMPANY						59	59	2	3								
1.	PT MNC SECURITIES						59	59	2	3	Sep-15	Dec	657	298	358	68	21	23
1.	Obligasi MNC Securities II Tahun 2011 Seri B	BSEC02B	B	06-Jul-11	05-Jul-16	IDR	59	59	2	3	13.250%	idBBB stable	5 Years	Bank Mega Tbk.				
89.	OTHERS						1,600	1,600	307	27								
1.	PT DANAREKSA (PERSERO)						1,375	1,375	299	20	Jun-15	Dec	4,552	3,807	746	277	39	22
1.	Obligasi V Danareksa Tahun 2010 Seri B	DNRK05B	B	12-Jan-11	11-Jan-16	IDR	375	375	194	-	10.200%	idA stable	5 Years	Bank Mega Tbk.				
2.	Obligasi Berkelanjutan I Danareksa Tahap I Tahun 2012 Seri A	DNRK01ACN1	B	10-Jan-12	09-Jan-16	IDR	125	125	21	-	8.200%	idA stable	3 Years	Bank Mega Tbk.				
3.	Obligasi Berkelanjutan I Danareksa Tahap I Tahun 2012 Seri B	DNRK01BCN1	B	10-Jan-12	09-Jan-18	IDR	375	375	23	20	8.800%	idA stable	5 Years	Bank Mega Tbk.				

Listed Bond & Sukuk	Code	Type	Date		Currency	Nominal, bn IDR		Volume, bn IDR		Interest / Revenue Sharing	Rating	Tenure	Trustee					
			Listing	Maturity		Issued	Out standing	Dec-15	Jan-16									
4. Obligasi Berkelanjutan I Danareksa Tahap II Tahun 2014 Seri A	DNRK01ACN2	B	17-Dec-14	16-Dec-17	IDR	250	250	53	-	10.500%	A	3 Years	Bank Mega Tbk.					
5. Obligasi Berkelanjutan I Danareksa Tahap II Tahun 2014 Seri B	DNRK01BCN2	B	17-Dec-14	16-Dec-19	IDR	250	250	8	-	11.000%	A	5 Years	Bank Mega Tbk.					
2. PT MNC KAPITAL INDONESIA Tbk.						225	225	8	7	Dec-15	Dec	19,395	14,191	5,204	1,284	-51	-43	
1. Obligasi Berkelanjutan I MNC Kapital Indonesia Tahap I Tahun 2013	BCAP01CN1	B	08-Jul-13	05-Jul-18	IDR	225	225	8	7	12.000%	idBBB stable	5 Years	Bank CIMB Niaga Tbk.					
<b>9. TRADE, SERVICES &amp; INVESTMENT</b>						<b>7,987</b>	<b>7,987</b>	<b>5,368</b>	<b>3,442</b>	Financial Statement	Fiscal Year End	Assets	Liabilities	Equity	Sales	Operating Profit	Net Income	
91. WHOLESALE (DURABLE & NON DURABLE GOODS)						2,200	2,200	1,029	598									
1. PT AKR CORPORINDO Tbk.						1,500	1,500	799	542	Dec-15	Dec	15,203	7,917	7,286	19,765	1,317	1,034	
1. Obligasi I AKR Corpindo Tahun 2012 Seri A	AKRA01A	B	26-Dec-12	21-Dec-17	IDR	623	623	275	185	8.400%	idAA- stable	5 Years	Bank Mega Tbk.					
2. Obligasi I AKR Corpindo Tahun 2012 Seri B	AKRA01B	B	26-Dec-12	21-Dec-19	IDR	877	877	524	357	8.750%	idAA- stable	7 Years	Bank Mega Tbk.					
2. PT LAUTAN LUAS Tbk.						700	700	230	56	Dec-15	Dec	5,393	3,774	1,620	647	77	4	
1. Obligasi Berkelanjutan I Lautan Luas Tahap I Tahun 2013	LTLS01CN1	B	20-Jun-13	19-Jun-18	IDR	700	700	230	56	9.750%	idA- stable	5 Years	Bank Mega Tbk.					
93. RETAIL TRADE						3,947	3,947	3,658	2,467									
1. PT MITRA ADIPERKASA Tbk						1,447	1,447	1,336	841	Dec-15	Dec	9,483	6,508	2,975	12,833	148	37	
1. Obligasi Bekelanjutan Mitra Adiperkasa Tahap I Tahun 2012 Seri B	MAPI01BCN1	B	13-Dec-12	12-Dec-17	IDR	447	447	381	159	8.450%	idAA- stable	5 Years	Bank CIMB Niaga Tbk.					
2. Obligasi Berkelanjutan I Mitra Adiperkasa Tahap II Tahun 2014 Seri A	MAPI01ACN2	B	21-Feb-14	20-Feb-17	IDR	370	370	13	248	10.900%	idAA- stable	3 Years	Bank CIMB Niaga Tbk.					
3. Obligasi Berkelanjutan I Mitra Adiperkasa Tahap II Tahun 2014 Seri B	MAPI01BCN2	B	21-Feb-14	20-Feb-19	IDR	280	280	621	87	11.500%	idAA- stable	5 Years	Bank CIMB Niaga Tbk.					
4. Obligasi Berkelanjutan I Mitra Adiperkasa Tahap III Tahun 2014 Seri A	MAPI01ACN3	B	22-Sep-14	19-Sep-17	IDR	150	150	72	80	10.300%	AA- stable	3 Years	Bank CIMB Niaga Tbk.					
5. Obligasi Berkelanjutan I Mitra Adiperkasa Tahap III Tahun 2014 Seri B	MAPI01BCN3	B	22-Sep-14	19-Sep-19	IDR	200	200	249	268	10.900%	AA- stable	5 Years	Bank CIMB Niaga Tbk.					
2. PT SUMBER ALFARIA TRIJAYA Tbk						2,000	2,000	1,796	763	Dec-15	Dec	15,196	10,346	4,850	48,265	630	451	
1. Obligasi Berkelanjutan I Sumber Alfaria Trijaya Tahap I Tahun 2014	AMRT01CN1	B	27-Jun-14	26-Jun-17	IDR	1,000	1,000	709	573	10.500%	AA-	3 Years	BRI (Persero) Tbk.					
2. Obligasi Berkelanjutan I Sumber Alfaria Trijaya Tahap II Tahun 2015 Seri A	AMRT01ACN2	B	11-May-15	08-May-18	IDR	600	600	922	80	9.700%	AA-	3 Years	BRI (Persero) Tbk.					
3. Obligasi Berkelanjutan I Sumber Alfaria Trijaya Tahap II Tahun 2015 Seri B	AMRT01BCN2	B	11-May-15	08-May-20	IDR	400	400	165	110	10.000%	AA-	5 Years	BRI (Persero) Tbk.					

Listed Bond & Sukuk	Code	Type	Date		Currency	Nominal, bn IDR		Volume, bn IDR		Interest / Revenue Sharing			Rating	Tenure	Trustee		
			Listing	Maturity		Issued	Out standing	Dec-15	Jan-Jun-16	Dec-15	Dec	7,129					
3. PT TIPHONE MOBILE INDONESIA Tbk.						500	500	527	863	Dec-15	Dec	7,129	4,313	2,815	22,040	501	370
1. Obligasi Berkelanjutan I Tiphone Tahap I Tahun 2015	TELE01CN1	B	13-Jul-15	10-Jul-18	IDR	500	500	527	863	11.000%			A	3 Years	Bank Mega Tbk.		
94. TOURISM, RESTAURANT AND HOTEL						840	840	442	180								
1. PT FAST FOOD INDONESIA Tbk						200	200	82	71	Dec-15	Dec	2,311	1,196	1,115	4,475	133	105
1. Obligasi Fast Food Indonesia I Tahun 2011	FAST01	B	07-Oct-11	06-Oct-16	IDR	200	200	82	71	9.500%			idAA stable	5 years	BRI (Persero) Tbk.		
2. PT PEMBANGUNAN JAYA ANCOL Tbk.						200	200	31	59	Dec-15	Dec	3,130	1,342	1,789	1,131	379	291
1. Obligasi II Jaya Ancol Tahun 2012 Seri B	PJAA02B	B	28-Dec-12	27-Dec-17	IDR	200	200	31	59	8.400%			idAA- stable	5 Years	Bank Permata Tbk.		
3. PT PANORAMA SENTRAWISATA Tbk.						440	440	329	50	Dec-15	Dec	1,746	1,333	413	1,923	67	49
1. Obligasi Berkelanjutan I Panorama Sentrawisata Tahap I Tahun 2013	PANR01CN1	B	10-Jul-13	09-Jul-18	IDR	100	100	-	50	11.500%			idA- stable	5 Years	Bank Mega Tbk.		
2. Obligasi Berkelanjutan I Panorama Sentrawisata Tahap II Tahun 2015	PANR01CN2	B	13-May-15	12-May-18	IDR	340	340	329	-	11.000%			A-	3 Years	Bank Mega Tbk.		
98. INVESTMENT COMPANY						1,000	1,000	239	199								
1. PT GLOBAL MEDIACOM Tbk						1,000	1,000	239	199	Dec-15	Dec	26,492	11,198	15,295	10,573	615	52
1. Obligasi Global Mediacom I Tahun 2012 Seri B	BMTR01B	B	13-Jul-12	12-Jul-17	IDR	1,000	1,000	239	199	10,5%			idA+ stable	5 Years	BRI (Persero) Tbk.		
<b>TOTAL</b>					Rp	<b>249,956</b>	<b>249,880</b>	<b>178,355</b>	<b>69,584</b>								
					USD	<b>0.10</b>	<b>0.10</b>	<b>0.007</b>	<b>0.005</b>								

# JAKARTA STOCK INDUSTRIAL CLASSIFICATION

The sectoral classification system used to categorize companies listed at the Indonesia Stock Exchange is the Jakarta Stock Industrial Classification (JASICA). This classification is useful for the capital market participants as a tool in making an investment decision. Indonesia Stock Exchange also calculates sectoral indices as a performance indicator for each industrial group.

JASICA business segmentation is generally based on Indonesia Business Classification, which is published by Statistics Indonesia (BPS) made under International Standard Industrial Classification (ISIC). Thus, variety of business cores in Indonesia requires adjustments from international standard classification.

## GOALS

The goals of JASICA are:

- Give the capital market participants basic knowledge of the listed company in IDX;
- Standardize the industry classification, in order to enable comparisons among listed companies;
- Assisting investors in analyzing and evaluating listed companies.

## THE SYSTEMATICS OF JASICA

The group sectors within the JASICA are classified as Primary, Secondary, and Tertiary, depending on the main economic activities of each listed company.

- Primary Sectors (Extractive)
  - Agriculture
  - Mining
- Secondary Sectors (Industry and Manufacturing)
  - Basic Industry and Chemical
  - Miscellaneous Industry
  - Consumer Goods Industry
- Tertiary Sectors (Service)
  - Property, Real Estate and Building Construction
  - Infrastructure, Utilities and Transportation
  - Finance
  - Trade, Services and Investment

## JASICA EVALUATION PERIOD

Indonesia Stock Exchange (IDX) will conduct evaluation for sectoral classification of all listed company every June. Therefore, JASICA will be renewed every July. The evaluation is using information from the latest audited Financial Report.

For the new listed companies, IDX will assigned its sectoral classification since the first day it listed its securities.

## STRUCTURES OF JASICA

Codes in JASICA are written in common numbers (1 – 9). These numbers are used to identify:

Sector: 1 (one) digit code (1 – 9). This grouping comprises 9 sectors which are marked in 1 digit number.

Sub sector: 2 (two) digit code (11 – 99). Give more specific information about each group of categories. Each sector comprises subsectors which have similar business cores. Sub sector ending with 9 (i.e 19, 29, 39, etc.) are categorized as Others.

**Sector and Sub Sector of JASICA**

Sector	Sub Sector
<b>1. Agriculture</b>	
	11. Crops
	12. Plantations
	13. Animal Husbandary
	14. Fishery
	15. Forestry
	19. Others
<b>2. Mining</b>	
	21. Coal Mining
	22. Crude Petroleum and Natural Gas Production
	23. Metal And Mineral Mining
	24. Land or Stone Quarrying
	29. Others
<b>3. Basic Industry and Chemicals</b>	
	31. Cement
	32. Ceramics, Glass, Porcelain
	33. Metal And Allied Products
	34. Plastics and Packaging
	35. Animal Feed
	36. Wood Industries
	37. Pulp and Paper
	38. Others
<b>4. Miscellaneous Industry</b>	
	41. Machinery and Heavy Equipment
	42. Automotive and Components
	43. Textile and Garment
	44. Footwear
	45. Cable
	46. Electronics
	49. Others
<b>5. Consumer Goods Industry</b>	
	51. Food And Beverages
	52. Tobacco Manufacturers
	53. Pharmaceuticals
	54. Cosmetics and Household
	55. Houseware
	59. Others
<b>6. Property, Real Estate and Building Construction</b>	
	61. Property and Real Estate
	62. Building Construction
	69. Others
<b>7. Infrastructures, Utilities and Transportation</b>	
	71. Energy
	72. Toll Road, Airport, Harbor and Allied Products
	73. Telecommunication
	74. Transportation
	75. Non-building Construction
	79. Others

Sector	Sub Sector
<b>8. Finance</b>	
	81. Bank
	82. Financial Institution
	83. Securities Company
	84. Insurance
	85. Investment Fund or Mutual Fund
	89. Others
<b>9. Trade, Services and Investment</b>	
	91. Wholesale (Durable and Non-Durable Goods)
	93. Retail Trade
	94. Tourism, Restaurant and Hotel
	95. Advertising, Printing and Media
	96. Healthcare
	97. Computer and Services
	98. Investment Company
	99. Others

# SECURITIES INDEXES ON INDONESIA STOCK EXCHANGE

Price indexes for securities listed in IDX was created to give information for the investors about the performance of a securities or its market as a whole. On a recent development, creation of index was intended to be used as an underlying for derivatives product, such as mutual fund, ETFs, etc.

Until now, IDX has been listed 14 stock indexes, 1 sector index family, 1 listing board index family and 5 indexes for each of 3 bonds categories; government bonds, corporate bonds, and composite (using both government and corporate bonds).

For index creation which required certain expertise to do selection of constituent, IDX conduct a cooperation with external counterpart.

IDX main responsibilities regarding to the listed securities indexes is to disseminate them through printed and electronic media. Investor could obtain real-time index data stream by subscribing directly to IDX or through IDX data vendors.

Securities Indexes listed on IDX are as follows:

- Jakarta Composite Index (JCI/IHSG), which use all listed stocks as the constituents for its index calculation;
- Individual Index, which is the price index of individual stock compared to its IPO prices as the base price;
- LQ45 Index, which consist of 45 selected stocks according to trading liquidity and market size;
- IDX30 Index, which consists of 30 selected stocks according to trading liquidity and market size;
- KOMPAS100 Index, which consists of 100 selected stocks according to trading liquidity and market size;
- Indonesia Sharia Stock Index (ISSI), which uses all listed stocks included in the List of Sharia Securities (Daftar Efek Syariah) issued by OJK;
- Jakarta Islamic Index (JII), which consists of 30 selected stocks according to trading liquidity and market size included in the List of Sharia Securities (Daftar Efek Syariah) issued by OJK;
- BISNIS-27 Index, which consists of 27 stocks chosen based on Fundamental Criteria and Technical Criteria or Trading Liquidity;
- PEFINDO25 Index, which consists of 25 stocks of Small and Medium Enterprise (SME) chosen based on their financial and liquidity performances, as well as their high number of public ownerships;
- SRI-KEHATI Index, which consists of 25 listed stocks with excellent practices on supporting their sustainability through methods that concern about the environment, social and good corporate governance;
- infobank15 Index, which consists of 15 leading stocks of the banks listed on IDX;

- SMinfra18 Index, which consists of 18 stocks listed on IDX which is engaged in infrastructure and supporting infrastructure;
- MNC36 Index, which consists of 36 selected stocks that have a good performance, big market capitalization, and positive financial ratio;
- Investor33 Index, which consist of 33 leading stocks with good stock performance from 100 best listed companies according to Investor Daily news company;
- Sector Indexes Family, which consists of 9 (nine) index for sectors included in Jakarta Stock Industrial Classification (JASICA). Each index use all listed stocks from its corresponding sector;
- Listing Board Indexes Family, which consist of Main Board Index (MBX) and Development Board Index (DBX), both indexes are using all of the listed stocks from its corresponding listing board;
- Indonesia Bond Indexes (INDOBEX) consist of 15 bond indexes . This index family is using 5 different method to measure performance for each of 3 bonds categories; government bonds, corporate bonds, and composite (using both government and corporate bonds);

## JAKARTA COMPOSITE INDEX (JCI/IHSG)

The JCI was introduced on 1 April 1983 as the indicator of the prices movement of all stocks listed in the IDX, both for the regular and preferred stocks. The base date for the JCI's calculation is 10 August 1982, with a base index value of 100. At that time, the number of listed stocks was 13 stocks.

## INDIVIDUAL INDEX

This index is an indicator of changes in individual stock price compares to its initial offering price. Every single stock has an individual index of 100 when it was initially listed at the IDX.

## LQ45 INDEX

LQ45 Index was established to provide the market with an index that represents 45 of the most liquid stocks. To date, the LQ45 Index covers at least 70% of the stock market capitalization and transaction values in the Regular Market. The based date for the calculation of LQ45 Index is July 13, 1994, with a base value of 100.

Below are some of the factors for a stock to be included in the LQ45 Index:

- The stocks should have been listed at the IDX for at least 3 months.
- The performance of the stock in the regular market, which includes its trading value, volume and frequency of transactions.

- The number of trading days in the regular market.
- The stock's market capitalization at a certain time period.
- Besides the liquidity and market capitalization factors, the stocks selection for LQ45 Index is also based on the financial condition and the prospect of growth of the companies.
- Indonesia Stock Exchange regularly monitors the performance of the component stocks included in the calculation LQ45 Index. Replacement stock will be conducted every 6 months, at the beginning of February and August.

### IDX30 INDEX

The IDX30 Index was launched on 23 April 2012. IDX30 Index is expected to be a reference for investors in investing in high liquidity and large cap shares. In the future, IDX30 is projected to be a reference for capital market products such as mutual funds, ETF and other derivatives products. The index consists of 30 leading stocks that its derived from LQ45 index.

Basic criteria for IDX30 membership selection are trading value, frequency, total trading days, as well as market capitalization. In addition, IDX also consider qualitative aspects such as the financial condition, growth prospect, as well as other factors related to the fundamental condition of a company.

Indonesia Stock Exchange conduct periodic reviews of IDX30 every 6 months, at the beginning of February and August every year. The base date for index calculation is 30 December 2004, with an base value of 100.

### KOMPAS100 INDEX

KOMPAS100 Index launched under cooperation between Indonesia Stock Exchange and KOMPAS daily newspaper. The calculation of KOMPAS100 is started on base date of 2 January 2002 with a base value of 100. KOMPAS100 Index will be renewed every six months or every February and August.

KOMPAS100 Index covers 100 stocks that are chosen based on the following criteria:

- Listed at the IDX for at least 3 months;
- Trading performance in the regular market, which includes its value, volume and frequency of transactions;
- Number of trading days in the regular market;
- Market capitalization at a certain time period.

### INDONESIA SHARIA STOCK INDEX (ISSI)

On 12 May 2011, IDX launched Indonesia Sharia Stock Index (ISSI) which is an index consisting of stocks included in the List of Sharia Securities (Daftar Efek Syariah - DES) issued by OJK once every 6 months (May and November) or other time set by them.

ISSI was issued as a reference for investors to invest in stocks, especially sharia compliance stock. ISSI is a leading indicator of all sharia compliance stock.

ISSI is calculated using the base value in December 2007. ISSI renewed every 6 months in the beginning of June and

December, or whenever there is any recent List of Sharia Securities (DES).

The selection criteria of sharia stocks are based on Bapepam-LK Regulations No. II.K.1 concerning Criteria and Issuance of Sharia Securities List, item 1.b.7. The regulation states that Securities in the form of shares, including sharia rights and sharia warrant, issued by Issuer or Public Company who does not declare that its business activities and management are conducted based on Sharia Principles, as long as the Issuer or Public Company fulfills the following criteria.

The Company does not conduct any business activities that conflict with Sharia Principles, such as:

- Gambling and games considered as gambling;
- Trading that is prohibited according to sharia, such as:
- Trading that is not followed by delivery/transfer of products and or services;
- Trading with manipulated/fake offer or demand;
- Interest-based financial services, such as:
- Interest-based bank; and
- Interest-based financial company;
- Buying and selling of risks that involve speculation (gharar) and gambling (maisir);
- Producing, distributing, trading, and or providing:
- Products or services that are forbidden because of its contents (haram li-ghairihi);
- Products or services that are forbidden not because of its contents but because they are stated forbidden by DSN-MUI;
- Products or services that can deprave ones morals and are harmful;
- Transactions that contain elements of bribery (risywah).

The Company fullfils/meets the following financial ratios:

- Ratio of interest-based liabilities to total assets is not more than 45% (fourty five percent);
- Ratio of interest income and other non-sharia income to total revenue is no more than 10% (ten percent).

### JAKARTA ISLAMIC INDEX (JII)

Jakarta Islamic Index (JII) was established to provide the market with a list of stocks that are in line with the Islamic Sharia investment guidelines. JII was initially launched by IDX in collaboration with PT Danareksa Investment Management on 3 July 2000. The base date for the calculation of JII is 2 January 1995 with index base number of 100.

Sharia compliance stocks that became JII constituents are the 30 most liquid sharia that have large market capitalization. IDX reviews the index every six months, adjusting to the issuance of List of Sharia Securities (DES) issuance by OJK.

The JII selection process performed by IDX based on the followings:

- Selection universe are must included in DES;
- Among the sharia stocks, IDX select 60 top stocks based on the market capitalization;
- From previous 60 stocks, IDX will then select 30 top



stocks based on trading liquidity in the regular market.

## BISNIS-27 INDEX

On 27 January 2009, IDX and Bisnis Indonesia Daily join together to launch the BISNIS-27 Index which has goal to be one of indicators for Indonesian capital market.

BISNIS-27 Index consists of 27 stocks chose based on fundamental and technical criteria. Some fundamental factors considered in the selection of the stocks are the Operating Revenue, Net Profit, ROA, ROE and DER, as well as the LDR and CAR for Issuers in the banking sectors. Furthermore, technical criteria that will be taken into consideration are the number of transaction days in a year, trading value, volume, frequency, and market capitalization.

To ensure the fairness of the stocks selection process, Bisnis-27 Index Committee was established. The committee consists of capital market experts and professionals.

The base date of the index is 28 December 2004 with a base value of 100. IDX and Bisnis Indonesia Daily will routinely monitor the stock components that are included in the index calculation. The list of Issuers included in the BISNIS-27 Index will be reviewed and renewed every 6 months, in early May and November.

## PEFINDO25 INDEX

PEFINDO25 Index was launched on 18 May 2009 under the cooperation between IDX and PT Pemeringkat Efek Indonesia (PEFINDO). The Index represents the stocks of listed Small and Medium Enterprises (SMEs) with good fundamental performances and liquidity. The base date of the index is 29 December 2005, with a base value of 100

PEFINDO25 Index consists of 25 stocks chose based on their financial and liquidity performances, as well as their public ownerships. Every six months, or every February and August the stocks listed in PEFINDO 25 Index will be renewed. The stocks have to undergo the stages of selection below.

- Have a total asset of less than Rp1 trillion, based on its annual audited financial report;
- Have same or higher Return on Equity's (ROE) level from the average ROEs of all Listed Companies in IDX;
- Receive Unqualified Opinion by a Public accountant on its audited financial report;
- Have been listed in IDX for at least 6 (six) months;
- The list of 25 stocks will be chosen by considering the liquidity aspect and the number of shares owned by public (floating shares).

## SRI-KEHATI INDEX

On 8 June 2009, IDX cooperated with Yayasan Keaneekaragaman Hayati Indonesia (Indonesian Biodiversity Foundation – KEHATI), an organization that is engaged with nature conservation efforts and sustainability of biodiversity resources, to launch a new Index that refers to the implementation of sustainable and responsible investment (SRI). The index named SRI-KEHATI Index.

The index was established as an additional investment guideline for investors by establishing a benchmark on of Listed Companies with excellent practices on supporting

their sustainability through methods concerning about the environment, social and good corporate governance. The new Index is expected to enhance the exposure on Listed Companies that have performed their environmental and social responsibilities as well as good corporate governance.

IDX and SRI-KEHATI will routinely monitor the stock components that are included in the index calculation. The index's constituent will be reviewed and renewed every 6 months, on May and November.

## INFOBANK 15 INDEX

On 7 November 2012, IDX cooperated with PT Infoarta Pratama (Infobank magazine publisher) launched a new share price index named infobank15. This index measures the performance of stock prices of 15 leading stocks of the banks listed on IDX.

infobank15 index components are selected from banking stocks listed in the financial sector. The constituent selection use fundamental factors which includes Good Corporate Governance score and Bank Rating which are both rated by Infobank Magazine. Furthermore, the selection also consider transaction liquidity such as transaction value, frequency of transactions, number of transaction days, market capitalization, and free float ratio.

IDX and Infobank magazine will conduct periodic reviews of the index components infobank15 every 6 months on May and November each year so that the components of the infobank15 index will be updated every month of June and December. infobank15 index calculation use base date on 30 December 2004 with an base index of 100.

## SMINFRA 18 INDEX

IDX incooperated with PT Sarana Multi Infrastructure (Limited) (SMI) on 31 January 2013 launched SMinfra18 Index. SMinfra18 Index measures the performance of 18 stocks listed on IDX which are engaged in infrastructure and infrastructure supporting company.

SMinfra18 index comprises of 18 stocks selected from listed companies in infrastructure sector that can be financed by SMI according to the Regulation of the Minister of Finance of the Republic of Indonesia No. 100/PMK.10/2009 on Infrastructure Financing Company.

SMinfra18 index was also consider liquidity factor which includes value of transaction, frequency of transactions, the number of days of transactions, market capitalization, and free float ratio.

IDX and SMI will renew the index twice a year, at the beginning of May and November. The base date of SMinfra18 index calculation is 30 December 2004 with an base index of 100.

SMinfra18 has a different method of calculating index which is differentiate number of listed stock used among infrastructure company and infrastructure supporting company. The index only used 80% listed stock of infrastructure supporting company, while for infrastructure company it use all of listed stock.

## MNC36 INDEX

On 28 August 2013, IDX cooperated with Media Nusantara

Citra Group media company (MNC) launched a new index named MNC36 Index. The MNC36 index consists of 36 selected stocks which has been recorded positive performance from all stocks listed in IDX.

The criteria used to select stocks included in MNC36 index is market capitalization, trading liquidity, as well as other fundamental criteria such as Price Earnings Ratio (PER), Operating Profit Margin (OPM), Revenue Growth, Net Income, and Price to Book Value (PBV) and Debt to Equity Ratio (DER).

IDX and Index Committee of MNC36 will renew the index every May and November every year. The base date for index calculation is December 2007 with base value of 100.

## INVESTOR33 INDEX

On 21 March 2014, IDX along with PT Media Investor Indonesia (Investor Magazine publisher - MII) launched a new index named Investor33. 33 components of Investor33 Index are selected from 100 Best Listed Companies according to Investor Magazine. The selection process of constituents involving the Index Committee established by MII.

IDX and Investor33 Index Committee will renew the index every 6 (six) months, June and December. The base calculation date of Investor33 Index is 30 December 2008 with base value of 100.

## SECTOR INDEXES FAMILY

IDX' Sector Indexes family comprise 9 sector indexes and 1 supersector index classified by Jakarta Stock Exchange Industrial Classification (JASICA).

The 9 sector indexes are:

- Agriculture;
- Mining;
- Basic Industry and Chemicals;
- Miscellaneous Industry;
- Consumer Goods Industry;
- Property, Real Estate and Building Construction;
- Infrastructure, Utilities and Transportation;
- Finance;
- Trade, Services and Investment.

IDX also calculates the Manufacturing Index which represents the manufacture supersector which include all stocks classified into asic Industry and Chemicals sector, Miscellaneous Industry sector and Consumer Goods Industry sector.

The sector indexes was introduced on 2 January 1996 with the base index value of 100 for each sector and use the base date of 28 December 1995.

## LISTING BOARD INDEXES FAMILY

On 13 July 2000, IDX launched Two Board Listing System to stimulate the Indonesian Capital Market and also to restore public confidence for the Exchange through the arrangement of good corporate governance.

The listing board indexes includes:

- Main Board Index, and
- Development Board Index.

The base date used for calculation is 28 December 2001 with base value of 100.

## INDONESIA BOND INDEXES

Indonesia Bond Indexes (INDOBeX) is launched on 21 November 2014 after the initiative of OJK to provide indonesia capital market with a guidance for bond market. INDOBeX was join operation of IDX and Indonesia Bond Pricing Agency (IBPA).

INDOBeX is an indicator to measure the movement of Indonesian bond price or yield which includes 15 bond indexes. These indexes can be used as a benchmark to illustrate the trend of the general bond market movements on certain conditions.

The bond index calculated 3 groups of bonds as follows:

- Government Bonds and Sukuk;
- Corporate Bonds and Sukuk;
- Government and Corporate Bonds and Sukuk (Composite)

Each group was calculated by 5 methodologies which produce 5 indexes from each group. These methodologies covers 3 approaches to calculate price index and 2 approaches to calculate yield index as following:

Price Index:

- Total Return Index
- Clean Price Index
- Gross Price Index

Yield Index:

- Effective Yield Index
- Gross Redemption Yield Index

The base value for the index which set on 10 August 2009 is 100. Meanwhile, the composition of bonds that include to the calculation of INDOBeX will be reviewed and rebalanced at the end last business day of every month.

## INDEX CALCULATION METHOD

Market Capitalization Weighted Average

Methodology for most stock price index in IDX use Market Capitalization as a weight for indexing, except for SMinfra18 Index which capped the number of share of particular stocks used in calculation.

Thus, the calculation formula is as follows:

$$\text{Index} = \frac{\text{Market Value}}{\text{Base Value}} \times 100$$

In order to ensure that the index calculation still represents the movement of the stock price in the market occuring in a continuous auction trading system, the Base Value is immediately adjusted if there is a change in the issuer's capital or other factors which do not relate to the stock price.

The adjustment will be done if there is an addition of new issuers, rights offerings, partial/company listing, additional stock listing originating from warrants and convertible bond and delisting. In the case of stock split, stock dividend or bonus issue, the Base Value is not adjusted because the Market Value is not influenced. The stock price used for calculating the index is from the regular market, in which the occurring transaction is based on the continuous auction market.

The formula for adjusting the Base Value is :

$$\text{New Base Value} = \frac{\text{Old Market Value} + \text{New Stock Market Value}}{\text{Old Market Value}} \times \text{Old Base Value}$$

# DERIVATIVE PRODUCTS ON INDONESIA STOCK EXCHANGE

## STOCK OPTIONS

### Criteria of an Underlying Stock

- The stock has been listed on IDX for at least 12 months;
- For the last 12 months, the stock must have:
  - 2,000 transactions per month;
  - 0.5% of intraday volatility.
- Market Capitalization minimum: Rp500 billion;
- Minimum stock price of Rp500;
- IDX has the right to choose and decide any listed stocks that comply all the requirements to be an underlying stock.

### List of Underlying Stock

No.	Stock Code	Company's Name
1.	ASII	Astra International Tbk.
2.	BBCA	Bank Central Asia Tbk.
3.	INDF	Indofood Sukses Makmur Tbk.
4.	TLKM	Telekomunikasi Indonesia Tbk.

### General Information Related to Stock Options Trading

- Stock options trading is processed through a facility called JOTS;
- Stock options can only be traded by Exchange Members who have also become the Stock Option Clearing Members of the Indonesian Clearing and Guarantee Corporation (KPEI);
- Exchange Members are obliged to deposit a collateral fund to KPEI (based on the regulations of KPEI);
- Exchange Members have to open settlement accounts (sub accounts) for all of their customers at a Payment Bank;
- Suspended Exchange Members must:
  - Conduct offsetting transaction;
  - Transfer open position to the other Exchange Members in accordance to the regulations of KPEI;
  - Perform Exercise on the same day as the suspension's effective day.

### Type in Stock Options Contract

Type of Stock Options series are Call Options and Put Options with American style as exercise style in which is the Taker can execute position every time until the maturity date of Stock Options Contract. Period of Stock Options contract are 1 month, 2 months and 3 months.

### Issuance of a Stock Option Series

- At the beginning of the trading period, 7 series of call options and 7 series of put options of 1 underlying stock

are issued;

- The seven series consists of 3 series of out-the-money options, 3 series of in-the-money options, and 1 at-the-money options;
- The Exchange can issue a new Stock Option Series (KOS) before the end of a stock options' period if:
  - Automatic Exercise is performed on the stock option series;
  - The Issuer performs Corporate Action.

### Coding in Stock Option Series

Code for a Stock Option series is defined in 10 digits as follows:

M	N	N	N	N	9	9	9	9	9
---	---	---	---	---	---	---	---	---	---

Note:

**M** = KOS type (call or put) and maturity date (last exchange date)

**NNNN** = Code for underlying stock (4 digits)

**9999** = Strike price

### Call/Put Options Code and Maturity Date

Call Options	Put Options	Maturity Date
A	O	January
B	P	February
C	Q	March
D	R	April
E	S	May
F	T	June
G	U	July
H	V	August
I	W	September
J	X	October
K	Y	November
L	Z	December

### Example Call/Put Options Code for TLKM Stocks

Call Options	Put Options	Exercise Month
ATLKM8000	OTLKM7000	January
BTLKM8000	PTLKM7000	February
CTLKM8000	QTLKM7000	March
DLKM8000	RTLKM7000	April
ETLKM8000	STLKM7000	May
FTLKM8000	TTLKM7000	June

From the example table above, each KOS underlying stock has 24 KOS series code, 12 call option series and 12 put option series that have maturity date every month with the strike price of Rp8,000 per stock for call option and Rp7,000 per stock for put option.

### The Schedule of Options Trading

- JOTS time is UTC +7
- Monday to Thursday:
  - Session I starts from 09:30 to 12:00, JOTS time
  - Session II starts from 13:30 to 16:00, JOTS time
- Friday:
  - Session I starts from 09:30 to 11:30, JOTS time
  - Session II starts from 14:00 to 16:00, JOTS time
- Exercise and Automatic Exercise are executed every Exchange Day at 10:00 - 16:15.

### Weighted Moving Average Price

- WMA indicator will appear every 15 minutes, and is based on the last 30 minutes transactions data.

#### WMA Schedule (UTC +7)

- Monday to Thursday:
  - Session I starts from 10:00 to 12:00, JOTS time
  - Session II starts from 13:45 to 16:00, JOTS time
- Friday:
  - Session I starts from 10:00 to 11:30, JOTS time
  - Session II starts from 14:15 to 16:00, JOTS time

### Sell and Purchase Orders

- All orders, along with their types (Short/Long) and positions (Open/Close), must be registered in the sales division of Exchange Members;
- Types of order: Open Short, Open Long, Close Short, Close Long.

### Trading Unit & Premium Fraction

- 1 KOS (Stock Option Contract) is equal to 10,000 stock options;
- The Premium Fraction of an option is Rp1.

### Termination of a Single Stock Option Series

A stock option will be terminated if:

- WMA exceeds the WMA's limit; or
- Validity Period has expired; or
- Issuer holds a Corporate Action (the stock option's position will be liquidated).

### Interval (Strike Price Range)

Closing Price	Interval
≤ Rp1,000	Rp50
> Rp1,000 – Rp5,000	Rp100
> Rp5,000 – Rp10,000	Rp200
> Rp10,000	Rp500

### Bid-Offer and the Exchange Transaction

- Every order must be validated by the KPEI;
- The process of stock option trading is the same as the equities trading in the Regular Market.

### Exercise, Automatic Exercise and Liquidation

- The settlement process of Exercise and Automatic Exercise transactions are carried out by the KPEI on the next Exchange Day after the trade (T+1), in accordance to the KPEI Regulations;
- Automatic Exercise is executed by the KPEI for the benefit of the Taker;
- KPEI performs liquidation to all positions of stock options if their validation periods have expired.

### Stock Options Settlement

The settlement of stock option transaction is carried out by the KPEI on the next Exchange Day after the trade (T+1).

### Suspension of the Stock Option Trading

- IDX can suspend the trading of a stock option if:
  - JATS and/or JOTS are not functioning as they should have;
  - There is a written inquiry form the KPEI regarding the malfunctioning of the Risk Management System and/or the KPEI's clearing system;
  - There is a Force Majeure;
  - The underlying stock of the option is suspended;
  - There is an Automatic Exercise on the stock option series;
- If a stock options is suspended due to its underlying's suspension, the Exchange Members will still be able to perform Exercises by referring to the prevailing WMA;
- If suspension occurs due to the malfunctioning of JOTS and the Underlying of the option is still traded in IDX, then:
  - IDX will issue the WMA until the expiration date of the stock option trading period;
  - IDX Members can still perform Exercises.

### Transaction Fees

- Exchange Member who conduct transaction are obliged to pay for the transaction, clearing and settlement fees amounted to Rp2,000 per option;
- Transaction fee of Exercise and Automatic Exercise (Rp2,000 per options), will be subjected only to the Taker;
- The transaction fee of an options should be at least of Rp2,000,000 per month;
- The Exchange Member must deposit guarantee fund, amounted to 0.01% of the total transaction value, to the KPEI for every transaction. By doing so, the KPEI will guarantee all transactions made by the Exchange Members.

## LQ45 INDEX FUTURES

### Types of LQ45 Futures Contracts

- Monthly Contracts: Contracts that expire in the last trading day in one month period.
- Two Months Contracts: Futures contracts that expire in the last trading day in two months period.
- Quarterly Contracts: Futures contracts that expire in the last trading day in three months period.

### Multipliers and Price Movements

- Multipliers used for one LQFSX contract is Rp500,000 for every point of index.
- Price movement for LQ45F is 0.05 point of index.

#### Price Reference Determination and Bid Price Limit

- Price reference used for the initial trading day of new contracts refers to the closing price of the LQ45 index in the previous trading day using 2 (two) decimals.
- Bid price limit for LQ45 Futures trading is 1 (one) point from the previous price. This limit only occurs for a two month contract.

#### Initial Margin and Transaction Fee

- Initial Margin: Rp3,000,000;
- Exchange Member, who makes a transaction, is obliged to pay a transaction fee of Rp8,000 and a clearing fee of Rp7,000 for every transaction.

## Stock Options Trading Activities, 2004-Jun 2016

Year/ Month	Days	Call Options			Put Options			Total		
		Contract	Value	Freq.	Contract	Value	Freq.	Contract	Value	Freq.
2004	56	150	236,500,000	104	34	41,030,000	15	184	277,530,000	119
2005	243	149	101,840,000	131	6	1,490,000	4	155	103,330,000	135
2006	242	-	-	-	-	-	-	-	-	-
2007	246	281	1,363,060,000	163	90	312,560,000	61	371	1,675,620,000	224
2008	120	87	495,800,000	84	30	103,290,000	30	117	599,090,000	114
Jan	20	8	62,120,000	7	1	4,070,000	1	9	66,190,000	8
Feb	19	6	62,660,000	6	1	1,050,000	1	7	63,710,000	7
Mar	18	16	72,980,000	16	4	12,600,000	4	20	85,580,000	20
Apr	22	13	58,960,000	13	12	51,490,000	12	25	110,450,000	25
May	20	9	41,710,000	9	5	12,950,000	5	14	54,660,000	14
Jun	21	3	5,960,000	3	1	2,700,000	1	4	8,660,000	4
Jul	22	24	167,560,000	23	5	13,540,000	5	29	181,100,000	28
Aug	20	4	14,410,000	3	-	-	-	4	14,410,000	3
Sep	21	2	2,360,000	2	-	-	-	2	2,360,000	2
Oct	18	-	-	-	-	-	-	-	-	-
Nov	20	-	-	-	-	-	-	-	-	-
Dec	19	2	7,080,000	2	1	4,890,000	1	3	11,970,000	3
2009	241	-	-	-	-	-	-	-	-	-
2010	245	-	-	-	-	-	-	-	-	-
2011	247	-	-	-	-	-	-	-	-	-
2012	246	-	-	-	-	-	-	-	-	-
2013	244	-	-	-	-	-	-	-	-	-
2014	242	-	-	-	-	-	-	-	-	-
2015	244	-	-	-	-	-	-	-	-	-
2016	124	-	-	-	-	-	-	-	-	-
Jan	20	-	-	-	-	-	-	-	-	-
Feb	20	-	-	-	-	-	-	-	-	-
Mar	21	-	-	-	-	-	-	-	-	-
Apr	21	-	-	-	-	-	-	-	-	-
May	20	-	-	-	-	-	-	-	-	-
Jun	22	-	-	-	-	-	-	-	-	-

## IDX Members for Options Trading

No.	Code	IDX Members	No.	Code	IDX Members
1.	KC	Majapahit Securities Tbk.	17.	YJ	Lautandhana Securindo
2.	EP	MNC Securities	18.	DD	Makindo Securities
3.	NI	BNI Securities	19.	CC	Mandiri Sekuritas
4.	RF	Buana Capital	20.	CD	Mega Capital Indonesia
5.	ZR	Bumiputera Capital Indonesia	21.	LH	NC Securities
6.	OD	Danareksa Sekuritas	22.	IH	Pacific 2000 Securities
7.	PF	Danasakti Securities	23.	PG	Panca Global Securities Tbk.
8.	BQ	Danpac Sekuritas	24.	KK	Phillip Securities Indonesia
9.	TX	Dhanawibawa Arthacemerlang	25.	PK	Pratama Capital Indonesia
10.	HP	Henan Putihrai	26.	DH	Sinarmas Sekuritas
11.	PD	Indo Premier Securities	27.	LG	Trimegah Securities Tbk.
12.	BD	Indomitra Securities	28.	TF	Universal Broker Indonesia
13.	BF	Inti Fikasa Securindo	29.	CP	Valbury Asia Securities
14.	WW	Jakarta Securities	30.	AN	Wanteg Securindo
15.	YB	Jasa Utama Capital	31.	RS	Yulie Sekurindo Tbk.
16.	ZP	Kim Eng Securities			

## Exchange Traded Fund (ETF) Trading Activities, 2007-Jun 2016

Year	Month	Days	Total Trading			Average Daily Trading			Number of ETF
			Volume	Value	Freq.	Volume	Value	Freq.	
2007		246	17,806,000	10,877,737,000	320	72,382	44,218,443	1	2
2008		240	211,475,000	100,840,381,000	10,267	881,146	420,168,254	43	2
2009		241	6,105,400	1,936,633,500	442	25,334	8,035,824	2	2
2010		245	8,698,500	4,991,952,000	1,086	35,504	20,375,314	4	2
2011		247	3,559,000	2,346,940,000	491	14,409	9,501,781	2	2
2012		246	11,269,500	7,641,371,000	2,055	45,811	31,062,484	8	2
2013		244	12,523,000	8,318,956,500	5,149	51,324	34,094,084	21	5
	Jan	21	491,000	302,345,500	274	23,381	14,397,405	13	3
	Feb	20	465,000	225,420,000	225	23,250	11,271,000	11	3
	Mar	19	477,500	268,228,500	275	25,132	14,117,289	14	3
	Apr	22	160,000	99,006,500	113	7,273	4,500,295	5	5
	May	22	2,876,000	2,363,742,500	546	130,727	107,442,841	25	5
	Jun	19	2,910,500	2,085,597,000	942	153,184	109,768,263	50	5
	Jul	23	337,500	259,385,000	147	14,674	11,277,609	6	5
	Aug	17	659,500	336,531,500	484	38,794	19,795,971	28	5
	Sep	21	1,976,500	1,173,596,500	868	94,119	55,885,548	41	5
	Oct	21	698,500	417,815,000	304	33,262	19,895,952	14	5
	Nov	20	830,000	488,571,000	659	41,500	24,428,550	33	5
	Dec	19	641,000	298,717,500	312	33,737	15,721,974	16	5
2014		242	4,051,400	2,262,103,400	14,449	48,542	33,642,250	134	8
	Jan	20	338,700	203,103,200	1,540	16,935	10,155,160	77	5
	Feb	20	890,100	528,967,000	3,684	44,505	26,448,350	184	5
	Mar	20	1,019,000	520,043,000	4,837	50,950	26,002,150	242	6
	Apr	20	993,000	528,094,800	1,690	49,650	26,404,740	85	6
	May	18	810,600	481,895,400	2,698	45,033	26,771,967	150	6
	Jun	21	503,200	337,329,600	2,382	23,962	16,063,314	113	6
	Jul	18	901,900	551,126,200	3,285	50,106	30,618,122	183	6
	Aug	20	657,600	444,822,600	2,290	32,880	22,241,130	115	6
	Sep	22	583,800	410,914,900	2,443	26,536	18,677,950	111	7
	Oct	23	3,824,800	3,295,737,000	3,182	166,296	143,292,913	138	7
	Nov	20	828,300	594,209,400	2,021	41,415	29,710,470	101	8
	Dec	20	396,100	245,181,300	2,292	19,805	12,259,065	115	8
2015		123	12,645,300	11,032,479,500	8,849	102,807	89,694,955	72	8
	Jan	21	550,700	332,940,200	3,534	26,224	15,854,295	168	8
	Feb	19	479,300	385,680,900	2,932	25,226	20,298,995	154	8
	Mar	22	9,864,100	9,115,404,800	1,563	448,368	414,336,582	71	8
	Apr	21	664,100	426,953,900	328	31,624	20,331,138	16	8
	May	19	247,300	175,976,600	204	13,016	9,261,926	11	8
	Jun	21	839,800	595,523,100	288	39,990	28,358,243	14	8
	Jul	19	717,500	450,514,100	287	37,763	23,711,268	15	8
	Aug	20	837,500	483,998,800	406	41,875	24,199,940	20	8
	Sep	21	1,006,300	611,436,000	300	47,919	29,116,000	14	8
	Oct	21	1,082,800	637,506,700	389	51,562	30,357,462	19	9
	Nov	21	512,300	285,744,700	246	24,395	13,606,890	12	9
	Dec	19	5,410,700	1,512,832,000	180	284,774	79,622,737	9	9
2016		102	2,476,700	1,464,782,600	1,125	24,281	14,360,614	11	9
	Jan	20	368,500	218,051,300	230	18,425	10,902,565	12	9
	Feb	20	606,500	441,742,300	269	30,325	22,087,115	13	9
	Mar	21	778,800	445,152,500	274	37,086	21,197,738	13	9
	Apr	21	450,800	227,904,500	187	21,467	10,852,595	9	9
	May	20	272,100	131,932,000	165	13,605	6,596,600	8	9
	Jun	22	869,000	573,427,500	284	39,500	26,064,886	13	9



## Real Estate Investment Trust (REIT) Trading Activities, 2013-Jun 2016

Year Month	Days	Total Trading			Average Daily Trading			Number of REIT
		Volume	Value	Freq.	Volume	Value	Freq.	
2013	98	127,627,275	13,579,034,200	120	1,302,319	138,561,573	1.22	1
2014	792	4,206,882,070	389,621,687,835	801	6,141,859	582,806,446	0.93	1
Jan	20	200,900	20,090,800	21	10,045	1,004,540	1.05	1
Feb	20	76,507,595	7,650,759,500	33	3,825,380	382,537,975	1.65	1
Mar	20	172,200	17,220,000	25	8,610	861,000	1.25	1
Apr	20	10,060,400	1,006,022,500	22	503,020	50,301,125	1.10	1
May	18	9,080,600	908,056,600	5	504,478	50,447,589	0.28	1
Jun	21	99,900	9,994,000	11	4,757	475,905	0.52	1
Jul	18	17,800	1,779,000	7	989	98,833	0.39	1
Aug	20	570,900	55,410,200	32	28,545	2,770,510	1.60	1
Sep	22	32,838,900	3,022,173,700	16	1,492,677	137,371,532	0.73	1
Oct	23	10,700	1,065,900	3	465	46,343	0.13	1
Nov	20	843,909,300	82,701,864,900	14	42,195,465	4,135,093,245	0.70	1
Dec	20	512,860,595	45,644,722,755	37	25,643,030	2,282,236,138	1.85	1
2015	448	1,418,974,290	130,173,347,790	440	15,676,955	1,426,173,111	1.28	1
Jan	21	523,972,995	46,132,001,160	24	24,951,095	2,196,761,960	1.14	1
Feb	19	17,900	1,796,200	13	942	94,537	0.68	1
Mar	22	504,181,895	47,390,999,730	21	22,917,359	2,154,136,351	0.95	1
Apr	21	273,014,500	24,847,571,100	48	13,000,690	1,183,217,671	2.29	1
May	19	390,700	36,812,000	29	20,563	1,937,474	1.53	1
Jun	21	658,200	62,452,100	16	31,343	2,973,910	0.76	1
Jul	19	31,140,300	2,833,858,000	8	1,638,963	149,150,421	0.42	1
Aug	20	83,600	7,963,800	14	4,180	398,190	0.70	1
Sep	21	218,300	20,867,500	14	10,395	993,690	0.67	1
Oct	21	20,136,700	2,316,219,800	25	958,890	110,296,181	1.19	1
Nov	21	19,400	2,120,000	13	924	100,952	0.62	1
Dec	19	50,000	50,000	1	2,632	2,632	0.05	1
2016	102	32,544,900	3,260,318,200	107	319,068	31,963,904	1.05	1
Jan	20	19,100	2,464,200	9	955	123,210	0.45	1
Feb	20	119,500	12,455,400	20	5,975	622,770	1.00	1
Mar	21	32,252,900	3,229,271,700	41	1,535,852	153,774,843	1.95	1
Apr	21	46,000	4,838,600	13	2,190	230,410	0.62	1
May	20	107,400	11,288,300	24	5,370	564,415	1.20	1
Jun	22	239,300	23,996,100	34	10,887	1,090,732	1.55	1

## LQ45 Index Futures Trading Activities, 2013-Jun 2016

Year Month	Volume	Value, IDR	Freq., x	Year Month	Volume	Value, IDR	Freq., x
2001	64,036	525,914,035,000	26,179	2006	3,674	573,448,125,000	2,940
2002	47,839	1,461,543,325,000	26,631	Jan	777	113,951,090,000	642
Jan	8,681	77,798,729,000	4,932	Feb	590	84,799,600,000	492
Feb	15,410	147,847,501,000	5,172	Mar	670	100,391,260,000	508
Mar	4,626	237,251,875,000	2,380	Apr	469	75,182,625,000	408
Apr	4,525	259,369,970,000	2,935	May	241	40,270,735,000	200
May	2,901	169,337,395,000	2,218	Jun	167	24,729,720,000	122
Jun	2,541	145,311,195,000	1,755	Jul	70	10,495,985,000	64
Jul	2,464	129,654,085,000	1,850	Aug	76	12,258,730,000	66
Aug	1,989	97,299,810,000	1,497	Sep	106	17,885,380,000	59
Sep	1,681	76,399,915,000	1,316	Oct	45	7,647,320,000	37
Oct	1,565	62,206,465,000	1,274	Nov	259	47,932,255,000	161
Nov	1,174	46,673,445,000	1,041	Dec	204	37,903,425,000	181
Dec	282	12,392,940,000	261	2007	215	45,429,925,000	146
2003	8,671	509,028,300,000	8,228	Jan	83	16,159,600,000	79
Jan	463	20,147,850,000	445	Feb	14	2,638,825,000	14
Feb	221	9,322,935,000	209	Mar	14	2,663,650,000	14
Mar	243	10,170,165,000	238	Apr	13	2,712,550,000	13
Apr	720	33,677,350,000	655	May	5	1,065,300,000	5
May	727	37,812,955,000	650	Jun	1	220,000,000	1
Jun	901	51,235,005,000	882	Jul	85	19,970,000,000	20
Jul	921	52,540,350,000	909	Aug	-	-	-
Aug	624	34,384,550,000	613	Sep	-	-	-
Sep	1,452	91,857,365,000	1,304	Oct	-	-	-
Oct	1,119	78,119,625,000	1,089	Nov	-	-	-
Nov	651	44,454,365,000	643	Dec	-	-	-
Dec	629	45,305,785,000	591	2008	-	-	-
2004	18,642	2,224,627,860,000	17,313	2009	479	22,917,725,000	115
Jan	1,471	121,930,595,000	1,433	Jan	-	-	-
Feb	1,060	88,302,190,000	1,054	Feb	-	-	-
Mar	1,651	134,111,045,000	1,641	Mar	-	-	-
Apr	1,563	174,736,845,000	1,457	Apr	-	-	-
May	2,087	327,439,505,000	1,819	May	-	-	-
Jun	1,799	254,291,300,000	1,622	Jun	-	-	-
Jul	1,678	212,571,870,000	1,553	Jul	-	-	-
Aug	1,348	168,645,475,000	1,271	Aug	2	92,560,000	2
Sep	1,652	190,621,700,000	1,559	Sep	417	19,912,740,000	101
Oct	1,519	196,847,630,000	1,445	Oct	60	2,912,425,000	12
Nov	1,137	144,819,305,000	1,033	Nov	-	-	-
Dec	1,677	210,310,400,000	1,426	Dec	-	-	-
2005	13,283	1,661,498,075,000	10,894	2010	-	-	-
Jan	1,073	129,494,740,000	929	2011	-	-	-
Feb	1,185	144,201,800,000	998	2012	-	-	-
Mar	1,903	245,039,185,000	1,464	2013	-	-	-
Apr	1,822	229,614,455,000	1,247	2014	-	-	-
May	1,071	128,176,750,000	885	2015	-	-	-
Jun	1,156	144,140,535,000	1,021	2016	-	-	-
Jul	1,109	141,989,480,000	936	Jan	-	-	-
Aug	1,079	136,143,550,000	965	Feb	-	-	-
Sep	749	87,241,880,000	721	Mar	-	-	-
Oct	650	79,501,605,000	587	Apr	-	-	-
Nov	536	66,381,600,000	445	May	-	-	-
Dec	950	129,572,495,000	696	Jun	-	-	-

# EXCHANGE MEMBERS AND PARTICIPANTS

## EXCHANGE MEMBERS REQUIREMENT

The requirements for any Securities Company to become a Securities Exchange Member on the IDX, are as follows:

- Has obtained the operating license to conduct activities of broker dealer from Financial Services Authority (FSA) and not in a condition of being imposed of restrictions and or freezing of its business activities as broker-dealer by The FSA.
- Has IDX's share.
- Has IT Officer RT candidate.
- Has Board of Directors whose meet the requirements as stipulated in OJK Rule Number 20 (POJK 20) (was Bapepam dan LK Rule Number V.A.1) concerning Securities Company Licenses.
- Has Board of Commissioners whose meet the requirements as stipulated in OJK Rule Number 20 (POJK 20) (was Bapepam dan LK Rule Number V.A.1) concerning Securities Company Licenses.
- Has "Manual of Implementation of the Know Your Client Principle" in compliance with OJK Rule Number 22 (POJK 22) (was Bapepam dan LK Rule Number V.D.10.) concerning Know Your Client Principle by The Financial Service Provider in Capital Market.
- Has a short, middle and long term working plan.
- Has parts or functions as stipulated in Bapepam and LK Rule Number V.D.3. concerning Internal Controls of Securities Company that Conduct Business Activity as Broker Dealer.
- Has a reliable risk control system.
- Has Brokerage Office System that support the implementation of Remote Trading. The system at least have:
  - Front office that has function as marketing, order management and transaction monitoring;
  - Back office that has function as bookkeeping/accountancy, custodian and settlement;
  - Real time integrated risk control system between front office and back office.
- Has a set of tools and infrastructure, such as:
  - The Securities Exchange Member Remote Trading Equipment and the Securities Exchange Member Business Continuity Plan (BCP) Remote Trading;
  - Room to keep server and provisions for party given authority to enter such room;
  - Standard operating procedures for operation of the Remote Trading Equipment and Remote Trading BCP.
- Has Net Adjusted Working Capital (NAWC) at least at the amount required in Bapepam dan LK Rule Number V.D.5 concerning Maintenance and Reporting of NAWC.
- Had reviewed the result on the readiness of Remote Trading system from Independent Reviewer or declaration from Mediator if the Remote Trading System uses the Mediator's service.
- Has Securities Account Opening Agreement with client that at least specifies the provision as stipulated in Bapepam dan LK Rule Number V.D.3. concerning Internal Control of Securities that Conduct Business Activity as Broker Dealer in addition to provision concerning:
  - Saving and recording of fund and or securities separated from fund and or client-owned Security;
  - Guarantee that the fund and or client-owned Securities will only be used for the interest of the client in accordance with client instruction;
  - Implementation and requirement of client's order or instruction by using various communication facilities;
  - Delivery of client's transaction confirmation must be performed on the same Exchange day with the implementation of Exchange Transaction;
  - Procedures of Securities Transaction settlement and matters can be performed if the client fail to meet its obligation on determined time;
  - Transaction cost, commission, sales tax on securities transaction selling and penalty on the delaying of the client in depositing fund or submitting the securities;
  - Reporting to client on the fund and or client securities either periodically or at any time in accordance with client written request;
  - Restricting the activity of client's securities account temporarily if the client is in active for particular time period and blocking or confiscation of client's Securities Account by virtue of order from authorized agency officer;
  - Reactivation of the clients securities Account may only be performed if the client has met the requirement as stipulated by or upon written order from the authorized agency officer;
  - Termination of agreement may be performed by the client or the company by submitting written notification in prior;
  - Force majeure condition that cause unable to be implemented or postponement of obligation stipulated in the agreement;
  - Proxy granted by the client with respect to the settlement of the Exchange Transaction;
  - Any dispute settlement shall be proposed by one of the disputing parties to Capital Market Arbitration Board (BAPMI), upon failure of internal dispute resolution mechanism;
  - Obligation of the Securities Exchange Member is opening Securities Ownership Reference (AKses) to

its client at KSEI so that the client is able to monitor his/her Securities account that exists at KSEI.

- The Manual for Securities account Opening Agreement that may become reference for the Securities Exchange Member pursuant to provision II.14. of this Rule, will be issued by IDX through Decision of the Board of Directors of the IDX.
- Has procedures of transaction data retention and log file, client data base, transaction data base (list of order including its changes and time record of the event) performed electronically. Retention of transaction data and log file shall be performed for 5 (five) years.

In the event that the Exchange Member candidate will become Indirect Connected Securities Exchange Member, then it must fulfil the requirements as follows:

- Using the Remote Trading Mediator that has executed facility and infrastructure provision contract with the Exchange;
- Executing contract with Remote Trading Mediator at least contains:
  - Scope of services provided by Remote Trading Mediator, including the provision of BCP;
  - Development and implementation plans;
  - Data security system guarantee and data communication network between Remote Trading Mediator and Indirect Connected Securities Exchange Member;
  - Data ownership and utilization;
  - Service Level Agreement (SLA) guarantee;
  - Trading continuity guarantee through Remote Trading upon the occurrence of termination of agreement;
  - Operation responsibility;
  - Settlement in the event that dispute occurred between the Securities Exchange Member and Remote Trading Mediator.

### MINIMUM NET ADJUSTED WORKING CAPITAL (NAWC) REQUIREMENT

All Securities Exchange Members must submit a daily report of the availability of the minimum Net Adjusted Working Capital (NAWC). The deadline for submission is 08.30 WIB every day.

Exchange Members must fulfil NAWC requirement. Securities Exchange Member who fails to submit NAWC report or fails to fulfil NAWC requirement will be suspended from trading activities.

OJK will revoke operational license of a Securities Exchange Member that fails to fulfil the NAWC requirement for more than 30 consecutive days or more than 60 days within a 12 months period.

The requirement of NAWC for Exchange Members are Rp25 billion or 6.25% from total liabilities without subordinated debt and initial public/limited offering debt and ranking liabilities (whichever is higher).

### OTHER REPORTING REQUIREMENTS FOR EXCHANGE MEMBERS

Securities Exchange Members are also required to submit the following reports:

- Daily Transaction Report and Daily Clients' Portfolio Report. Deadline of submission: at the deadline of submission of NAWC Report;
- Monthly Business Activity Report. Deadline of submission: at the latest 12 (twelve) Exchange days of the subsequent month;
- Accountant report on annual NAWC. Deadline of submission concurrently with Annual Financial Statements;
- Unaudited Quarterly Financial Statements. Deadline of submission: at the latest at the end of the 1st (first) month after the date of Unaudited Quarterly Financial Statements;
- Audited Annual Financial Statements. Deadline of submission: at the latest at the end of the 3rd (third) month after the date of Audited Annual Financial Statements;
- Changes related to the company report. Deadline of submission: at the latest 5 (five) days after the occurrence of the events;
- Articles of Association Amendments Report. Deadline of submission: at the latest 7 (seven) days after following the acceptance of approval proof or notification receipt of Articles of Association amendment from authorized institution in compliance with Law Number 40/2007 concerning Limited Liability Companies;
- Over The Counter Transaction Report. Deadline of submission: at the latest on the following day after the performance;
- Reports when one or several functions fail to operate properly must be submitted to IDX with a copy to FSA, for submission deadline and report content refer to Bapepam-LK Rule Number V.D.3 concerning Internal Control of Securities Company Carrying on Business as Securities Broker Dealer;
- Outsourcing Written Report:
  - Implementation Report. Deadline of submission: at the latest 3 (three) days after the implementation;
  - Reports when outsourcing function cannot operate properly. Deadline of submission: at the latest on the following day after the occurrence of the problem;
  - Termination Report. Deadline of submission: at the latest on the following day after the termination.

### PARTICIPANT REQUIREMENTS

- The company must obtain an active operating license to conduct the activities of broker-dealer/bank or approval letter from FSA in case of not having license to conduct the activities of broker-dealer/bank.
- The company must possess at least two personnel that have completed training by IDX to operate PLTE SYSTEM (Beneficiary of Securities Transaction Report).
- Provide computer hardware and network communication facility to conduct transaction reporting.
- The company has completed PLTE reporting system fee obligation.

## **PARTICIPANT TRANSACTION REPORTING REQUIREMENTS**

- Participant must reports securities transaction through PLTE at least thirty minutes after the transaction is made;
- Trade between participant is reported (input) by selling party and confirmed by buying party;
- Trade between participant and non-participant are reported by participant;
- The transaction is reported to IDX at working days between 09.30–17.00;
- The transaction on IDX (transactions at the exchange) are reported automatically by IDX to the PLTE.

## Name of Changes of Exchange Members

No.	Ann. Date	Code	Former Name	New Name
1.	06-Feb-2015	BJ	Andalan Artha Advisindo Sekuritas	Inti Kapital Sekuritas
2.	23-Feb-2015	XA	Woori Korindo Securities Indonesia	Nonghyup Korindo Securities Indonesia (NH Korindo Securities Indonesia)
3.	13-Jul-2015	FS	AmCapital Indonesia	Yuanta Securities Indonesia
4.	18-Nov-2015	DR	RHB OSK Securities Indonesia	RHB Securities Indonesia
5.	30-Jun-2016	IT	Intiteladan Arthaswadaya	Inti Teladan Sekuritas

## List of Participant, Banks

No.	Bank	No.	Bank
1.	Royal Bank of Scotland (RBS)	20.	Bank CIMB Niaga Tbk
2.	Bank ANZ Indonesia	21.	Bank OCBC NISP Tbk
3.	Bank Rakyat Indonesia Agroniaga Tbk	22.	Bank Pan Indonesia Tbk
4.	Bank Artha Graha Internasional Tbk	23.	Bank Permata Tbk
5.	Bank Tabungan Pensiunan Nasional Tbk	24.	Bank Rabobank International Indonesia
6.	Bank Capital Indonesia Tbk	25.	Bank Rakyat Indonesia (Persero) Tbk
7.	Bank Central Asia Tbk	26.	Bank Tabungan Negara (Persero) Tbk
8.	Bank CTBC Indonesia	27.	Bank UOB Indonesia Tbk
9.	Bank Commonwealth	28.	Bank Victoria International Tbk
10.	Bank Danamon Indonesia Tbk	29.	Citibank NA
11.	Bank DBS Indonesia	30.	Deutsche Bank AG Jakarta Branch
12.	Lembaga Pembiayaan Ekspor Indonesia	31.	HSBC Bank
13.	Bank Woori Saudara Indonesia 1906 Tbk	32.	JP Morgan Chase Bank NA
14.	Bank Maybank Indonesia Tbk	33.	Bank Of Tokyo-Mitsubishi UFJ Jakarta
15.	Bank Ina Perdana	34.	Standard Chartered Bank
16.	Bank QNB Indonesia Tbk	35.	Bank MNC International Tbk
17.	Bank Mandiri (Persero) Tbk	36.	Bank Bukopin Tbk
18.	Bank Mega Tbk	37.	Bank JTrust Indonesia Tbk
19.	Bank Negara Indonesia (Persero) Tbk	38.	Bank Of America

## List of Participant, Custodians

No.	Custodians	No.	Custodians
1.	Bank Negara Indonesia (Persero) Tbk Kustodian	11.	Bank Pan Indonesia Tbk Kustodian
2.	Bank Rakyat Indonesia (Persero) Tbk Kustodian	12.	Bank Permata Tbk Kustodian
3.	Bank Bukopin Tbk Kustodian	13.	Citibank N.A Kustodian
4.	Bank Central Asia Tbk Kustodian	14.	Deutsche Bank AG Jakarta Kustodian
5.	Bank Danamon Indonesia Tbk Securities Services	15.	HSBC Bank Securities Services
6.	Bank DBS Indonesia Kustodian	16.	Standard Chartered Bank Securities Services
7.	Bank Woori Saudara Indonesia 1906 Tbk Kustodian	17.	Bank UOB Indonesia Kustodian
8.	Bank Maybank Indonesia Tbk Kustodian	18.	Bank BJB & Banten Tbk Kustodian
9.	Bank Mandiri (Persero) Tbk Custodial Services	19.	Bank Mega Tbk Kustodian
10.	Bank CIMB Niaga Tbk Kustodian		

### List of Participant, Security Companies

No.	Security Companies	No.	Security Company
1.	Amantara Securities	30.	Maybank Kim Eng Securities
2.	Anugerah Securindo Indah	31.	Mega Capital Indonesia
3.	Artha Securities Indonesia	32.	Millenium Danatama Sekuritas
4.	Asjaya Indosurya Securities	33.	Minna Padi Investama
5.	Bahana Securities	34.	MNC Securities
6.	Batavia Prosperindo Sekuritas	35.	NC Securities
7.	BCA Sekuritas	36.	Net Sekuritas
8.	Binaartha Parama	37.	NH Korindo Securities Indonesia
9.	BNI Securities	38.	Nikko Securities Indonesia
10.	Bumiputera Capital Indonesia	39.	NISP Sekuritas
11.	Bosowa Sekuritas	40.	RHB Securities Indonesia
12.	Capital Bridge Indonesia	41.	OCBC Sekuritas Indonesia
13.	Ciptadana Securities	42.	Pacific 2000 Securities
14.	CIMB Securities Indonesia	43.	Pacific Capital
15.	DBS Vickers Securities Indonesia	44.	Panca Global Securities Tbk
16.	Danareksa Sekuritas	45.	Panin Sekuritas Tbk
17.	Danpac Sekuritas	46.	Peak Securities
18.	Equator Securities	47.	Pratama Capital Indonesia
19.	Erdhika Elit Sekuritas	48.	Recapital Securities
20.	Evergreen Capital	49.	Reliance Securities Tbk
21.	Henan Putihrai	50.	Samuel Sekuritas Indonesia
22.	Indo Premier Securities	51.	Sinarmas Sekuritas
23.	Indomitra Securities	52.	Sucorinvest Central Gani
24.	Investindo Nusantara Sekuritas	53.	Trust Securities
25.	Kresna Securities	54.	Trimegah Securities Tbk
26.	Lautandhana Securindo	55.	UOB Kay Hian Securities
27.	Madani Securities	56.	Valbury Asia Securities
28.	Makinta Securities	57.	Victoria Securities Indonesia
29.	Mandiri Sekuritas	58.	Yuanta Securities Indonesia

### Name of Changes of Participant Companies

No.	Ann. Date	Code	Former Name	New Name
1.	23-Feb-2015	S-XA	Woori Korindo Securities Indonesia	Nonghyup Korindo Securities Indonesia (NH Korindo Securities Indonesia)
2.	26-Feb-2015	B-HSDR	Bank Himpunan Saudara 1906 Tbk.	Bank Woori Saudara Indonesia 1906 Tbk.
3.	26-Feb-2015	C-HSDR	Bank Himpunan Saudara 1906 Tbk. Kustodian	Bank Woori Saudara Indonesia 1906 Tbk. Kustodian
4.	24-Jun-2015	B-MUTI	Bank Mutiara Tbk.	Bank Jtrust Indonesia Tbk
5.	14-Jul-2015	S-FS	AmCapital Indonesia	Yuanta Securities Indonesia
6.	10-Nov-2015	B-BII	Bank Internasional Indonesia Tbk.	Bank Maybank Indonesia Tbk.
7.	10-Nov-2015	C-BII	Bank Internasional Indonesia Tbk. Kustodian	Bank Maybank Indonesia Tbk. Kustodian
8.	18-Nov-2015	S-DR	RHB OSK Securities Indonesia	RHB Securities Indonesia

## IDX Members for Options Trading

No.	Code	IDX Member
1.	NI	BNI Securities
2.	RF	Buana Capital
3.	ZR	Bumiputera Sekuritas
4.	OD	Danareksa Sekuritas
5.	PF	Danasakti Securities
6.	BQ	Danpac Sekuritas
7.	HD	HD Capital Tbk.
8.	HP	Henan Putihrai
9.	PD	Indo Premier Securities
10.	BD	Indomitra Securities
11.	BF	Intifikasa Securindo
12.	WW	Jakarta Securities
13.	YB	Jasa Utama Capital
14.	YJ	Lautandhana Securindo
15.	XL	Mahakarya Artha Securities

No.	Code	IDX Member
16.	DD	Makindo Securities
17.	CC	Mandiri Sekuritas
18.	ZP	Maybank Kim Eng Securities
19.	CD	Mega Capital Indonesia
20.	EP	MNC Securities
21.	LH	NC Securities
22.	IH	Pacific 2000 Securities
23.	PG	Panca Global Securities Tbk.
24.	KK	Phillip Securities Indonesia
25.	PK	Pratama Capital Indonesia
26.	DH	Sinarmas Sekuritas
27.	LG	Trimegah Securities Tbk.
28.	TF	Universal Broker Indonesia
29.	CP	Valbury Asia Securities
30.	AN	Wanteg Securindo
31.	RS	Yulie Sekurindo Tbk.

## New Participant Companies

No.	Announcement Date	Code	Participant Name
1.	11-Jan-2016	S-TP	OCBC Sekuritas Indonesia
2.	2-Mei-2016	B-BOFA	Bank Of America

## Revoked Participant Companies

No.	Announcement Date	Code	Participant Name
1.	01-Apr-2016	S-AD	OSO Securities



# APPENDIX

## Listed Companies

1.	<b>AALI</b> Astra Agro Lestari Tbk. [S]	1   1   12	7.	<b>ADES</b> Akasha Wira International Tbk. [S]	2   5   54
	Jln. Pulo Ayang Raya Blok OR - I Kawasan Industri Pulogadung, Jakarta 13930 <b>Phone</b> : (021) 461-6555 <b>Fax</b> : (021) 461-6682, 461-6689 <b>e-mail</b> : Investor@astra-agro.co.id <b>Web</b> : www.astra-agro.co.id <b>CS</b> : Rudy Limardjo <b>SAB</b> : PT Raya Saham Registra <b>PA</b> : Tanudiredja, Wibisana, Rintis & Rekan			Perkantoran Hijau Arkadia Tower C 15th Fl. Jln. TB. Simatupang Kav. 88, Jakarta 12520 <b>Phone</b> : (021) 275-45000 <b>Fax</b> : (021) 788-45549, 788-45547 <b>e-mail</b> : wisnu.adji@akasha.co.id <b>Web</b> : www.akashainternational.com <b>CS</b> : Thomas Maria Wisnu Adjie <b>SAB</b> : PT Raya Saham Registra <b>PA</b> : Tanubrata Sutanto Fahmi & Rekan	
2.	<b>ABBA</b> Mahaka Media Tbk.	2   9   95	8.	<b>ADHI</b> Adhi Karya (Persero) Tbk. [S]	1   6   62
	Sahid Office Boutique Blok G Jln. Jend. Sudirman Kav. 86, Jakarta 12190 <b>Phone</b> : (021) 579-9203 <b>Fax</b> : (021) 579-9210 <b>e-mail</b> : corsec@mahakamedia.com <b>Web</b> : www.mahakamedia.com <b>CS</b> : Agoosh Yoosran <b>SAB</b> : PT Adimitra Jasa Korpora <b>PA</b> : Aria Kanaka & Rekan			Jln. Raya Pasar Minggu Km.18 Jakarta 12510 <b>Phone</b> : (021) 797-5312 <b>Fax</b> : (021) 797-5311 <b>e-mail</b> : kiki@adhi.co.id <b>Web</b> : www.adhi.co.id <b>CS</b> : Ki Syahgolang Permata <b>SAB</b> : PT Datindo Entrycom <b>PA</b> : Amir Abadi Jusuf, Aryanto, Mawar & Rekan	
3.	<b>ABDA</b> Asuransi Bina Dana Arta Tbk.	2   8   84	9.	<b>ADMF</b> Adira Dinamika Multi Finance Tbk.	1   8   82
	Plaza ABDA 27th Fl. Jln. Jend. Sudirman Kav. 59, Jakarta Selatan <b>Phone</b> : (021) 5140-1688, ext. 1200, 570-8157, 570-8167 <b>Fax</b> : (021) 514-01698, 514-01699, 570-8166, 570-8159 <b>e-mail</b> : marie@abdainsurance.co.id <b>Web</b> : www.abdainsurance.co.id <b>CS</b> : Marianty N Santoso <b>SAB</b> : PT Ficomindo Buana Registrar <b>PA</b> : Paul Hadiwinata, Hidajat, Arsono, Achmad, Suharli & Rekan			The Landmark I Building, 26th - 31st Fl. Jln. Jenderal Sudirman No. 1, Jakarta 12910 <b>Phone</b> : (021) 529-63232, 529-63322 <b>Fax</b> : (021) 529-63354 <b>e-mail</b> : af.corsec@adira.co.id <b>Web</b> : www.adira.co.id <b>CS</b> : I Dewa Made Susila <b>SAB</b> : PT Adimitra Jasa Korpora <b>PA</b> : Purwantonono, Sungkoro & Surja	
4.	<b>ABMM</b> ABM Investama Tbk.	1   9   98	10.	<b>ADMG</b> Polychem Indonesia Tbk. [S]	1   4   43
	TMT Building 1, 18th Fl. Jln. Cilandak KKO No. 1, Jakarta 12560 <b>Phone</b> : (021) 299-76767 <b>Fax</b> : (021) 299-76768 <b>e-mail</b> : corporate-secretary@abm-investama.co.id <b>Web</b> : www.abm-investama.com <b>CS</b> : Ade Renaldi Satari <b>SAB</b> : PT Datindo Entrycom <b>PA</b> : Purwantonono, Sungkoro & Surja			Wisma 46 Kota BNI, 20th Fl. Jln. Jenderal Sudirman Kav. 1, Jakarta 10220 <b>Phone</b> : (021) 574-4848, 551-2896 <b>Fax</b> : (021) 579-45834 <b>e-mail</b> : corporate@polychemindo.com <b>Web</b> : www.gtpi.co.id <b>CS</b> : Jusup Agus Sayono <b>SAB</b> : PT Datindo Entrycom <b>PA</b> : Osman Bing Satrio & Eny	
5.	<b>ACES</b> Ace Hardware Indonesia Tbk. [S]	1   9   93	11.	<b>ADRO</b> Adaro Energy Tbk. [S]	1   2   21
	Kawan Lama Building 5th Fl. Jln. Puri Kencana No. 1 Meruya Kembangan, Jakarta 11610 <b>Phone</b> : (021) 582-2222 <b>Fax</b> : (021) 582-1520, 582-4022 <b>e-mail</b> : helen_tanzil@acehardware.co.id; <b>Web</b> : www.acehardware.co.id <b>CS</b> : Helen R. Tanzil <b>SAB</b> : PT Adimitra Jasa Korpora <b>PA</b> : Amir Abadi Jusuf, Aryanto, Mawar & Rekan			Menara Karya 23rd Fl. Jln. H.R. Rasuna Said, Blok X-5, Kav. 1 - 2, Jakarta 12950 <b>Phone</b> : (021) 521-1265, 255-33040 <b>Fax</b> : (021) 579-44687, 579-44648 <b>e-mail</b> : mahardika.putranto@ptadaro.com <b>Web</b> : www.adaro.com <b>CS</b> : Mahardika Putranto <b>SAB</b> : PT Ficomindo Buana Registrar <b>PA</b> : Tanudiredja, Wibisana, Rintis & Rekan	
6.	<b>ACST</b> Acset Indonusa Tbk. [S]	1   6   62	12.	<b>AGRO</b> Bank Rakyat Indonesia Agroniaga Tbk.	1   8   81
	Acset Building, Jln. Majapahit No. 26 Kel. Petojo Selatan, Kec Gambir, Jakarta 10160 <b>Phone</b> : (021) 351-1961 <b>Fax</b> : (021) 344-1413 <b>e-mail</b> : corporate.secretary@acset.co; <b>Web</b> : www.acset.co <b>CS</b> : Maria Cesilia Hapsari <b>SAB</b> : PT Sinartama Gunita <b>PA</b> : Tanudiredja, Wibisana, Rintis & Rekan			Plaza GRI Jln. H.R. Rasuna Said Blok X 2 No. 1, Jakarta 12950 <b>Phone</b> : (021) 526-2570 <b>Fax</b> : (021) 526-2559 <b>e-mail</b> : hirawan.nur@briagro.co.id <b>Web</b> : www.bankagro.co.id <b>CS</b> : Hirawan Nur Kustono <b>SAB</b> : PT Datindo Entrycom <b>PA</b> : Purwantonono, Sungkoro & Surja	

## Listed Companies

- |  |   |
|--|---|
| <p>13. <b>AGRS</b> Bank Agris Tbk. 2   8   81  </p> <p>Wisma GKBI Suite UG-01<br/>Jln. Jend. Sudirman No. 28, Jakarta 10210<br/><b>Phone</b> : (021) 5790 - 8888<br/><b>Fax</b> : (021) 5790 - 6888<br/><b>e-mail</b> : corsec@bankagris.com<br/><b>Web</b> : www.bankagris.co.id<br/><b>CS</b> : Ita Hidayati<br/><b>SAB</b> : PT Adimitra Jasa Korpora<br/><b>PA</b> : Gani Sigiro &amp; Handayani</p>   | <p>19. <b>AKRA</b> AKR Corporindo Tbk. [S] 1   9   91  </p> <p>Wisma AKR 7th - 8th Fl., Jln. Panjang No. 5,<br/>Kebon Jeruk, Jakarta<br/><b>Phone</b> : (021) 531-1110<br/><b>Fax</b> : (021) 531-1185, 531-1388, 531-1128<br/><b>e-mail</b> : harryati.utami@akr.co.id; tami@akr.co.id<br/><b>Web</b> : www.akr.co.id<br/><b>CS</b> : Harryati Utami<br/><b>SAB</b> : PT Raya Saham Registra<br/><b>PA</b> : Purwantonono, Sungkoro &amp; Surja</p>  |
| <p>14. <b>AHAP</b> Asuransi Harta Aman Pratama Tbk. 2   8   84  </p> <p>Jln. Balikpapan Raya No. 9<br/>Jakarta 10130<br/><b>Phone</b> : (021) 6348760, 384 5678<br/><b>Fax</b> : (021) 63864480; (021) 63864545; (021) 3845352;<br/><b>e-mail</b> : sutjianta@gmail.com<br/><b>Web</b> : www.asuransi-harta.co.id<br/><b>CS</b> : Sutjianta<br/><b>SAB</b> : PT Datindo Entrycom<br/><b>PA</b> : Doli, Bambang, Sulistiyanto, Dadang &amp; Ali</p>   | <p>20. <b>AKSI</b> Majapahit Inti Corpora Tbk. 2   8   83  </p> <p>Menara Imperium 12X Fl., Suite C, Metropolitan Kuningan Superblok,<br/>Jln. HR Rasuna Said Kav. 1A, Jakarta 12980<br/><b>Phone</b> : (021) 835-4120, 831-7488<br/><b>Fax</b> : (021) 835-4130<br/><b>e-mail</b> : hrsetiadi77@gmail.com<br/><b>Web</b> : www.asiasecurities.co.id<br/><b>CS</b> : Harjadi Setiadi<br/><b>SAB</b> : PT Sinartama Gunita<br/><b>PA</b> : Doli, Bambang, Sulistiyanto, Dadang &amp; Ali</p> |
| <p>15. <b>AIMS</b> Akbar Indo Makmur Stimec Tbk. [S] 2   9   91  </p> <p>Plaza Chase 20th Fl.<br/>Jln. Jend. Sudirman Kav. 21, Jakarta Selatan 12920<br/><b>Phone</b> : (021) 293-47999<br/><b>Fax</b> : (021) 520-8400<br/><b>e-mail</b> : herman.rudy@yahoo.com<br/><b>Web</b> : -<br/><b>CS</b> : Rudy Herman<br/><b>SAB</b> : PT Sinartama Gunita<br/><b>PA</b> : Bambang Sudaryono &amp; Rekan</p>  | <p>21. <b>ALDO</b> Alkindo Naratama Tbk [S] 2   3   38  </p> <p>Kawasan Industri Cimareme<br/>Jln. Industri Cimareme II No. 14, Padararang, Bandung Barat 40553<br/><b>Phone</b> : (022) 601-1220, 602-8277<br/><b>Fax</b> : (022) 603-6489, 600-4508<br/><b>e-mail</b> : kuswara@alkindo.co.id<br/><b>Web</b> : www.alkindo.co.id<br/><b>CS</b> : Kuswara<br/><b>SAB</b> : PT Sinartama Gunita<br/><b>PA</b> : Arsyad &amp; Rekan</p>  |
| <p>16. <b>AISA</b> Tiga Pilar Sejahtera Food Tbk. [S] 1   5   51  </p> <p>Plaza Mutiara Building 16th Fl., Suite 1601<br/>Jln. DR. Ida Anak Agung Gde Agung Kav. E.1.2 No. 1 &amp; 2, Jakarta 12850<br/><b>Phone</b> : (021) 5790-5335<br/><b>Fax</b> : (021) 5790-5335, 5333, 5785-3456<br/><b>e-mail</b> : corporate.secretary@tigapilar.com<br/><b>Web</b> : www.tigapilar.com<br/><b>CS</b> : Desilina<br/><b>SAB</b> : PT Sinartama Gunita<br/><b>PA</b> : Amir Abadi Jusuf, Aryanto, Mawar &amp; Rekan</p> | <p>22. <b>ALKA</b> Alakasa Industrindo Tbk. [S] 2   3   33  </p> <p>Jln. Pulo Gadung No. 4<br/>Kawasan Industri Pulogadung, Jakarta 13930<br/><b>Phone</b> : (021) 460-8855, 3199-7275<br/><b>Fax</b> : (021) 460-8856, 3199-7278<br/><b>e-mail</b> : alakasa@indosat.net.id<br/><b>Web</b> : www.alakasa.co.id<br/><b>CS</b> : Peng Tjoan<br/><b>SAB</b> : PT Raya Saham Registra<br/><b>PA</b> : Johannes Juara &amp; Rekan</p>   |
| <p>17. <b>AKKU</b> Alam Karya Unggul Tbk. 2   2   29  </p> <p>Indosurya Plaza 13th Fl. (Penthouse), Jln. MH. Thamrin Kav. 8-9<br/>Kel. Kebon Melati, Kec. Tanah Abang Jakarta Pusat 10230<br/><b>Phone</b> : (021) 3193-4699<br/><b>Fax</b> : (021) 3193-4698<br/><b>e-mail</b> : william.yue.wy@gmail.com<br/><b>Web</b> : -<br/><b>CS</b> : Herliansyah Rahadian<br/><b>SAB</b> : PT Sinartama Gunita<br/><b>PA</b> : Mulyamin Sensi Suryanto &amp; Lianny</p>   | <p>23. <b>ALMI</b> Alumindo Light Metal Industry Tbk. [S] 2   3   33  </p> <p>Maspion Building 7th Fl.<br/>Jln. Kembang Jepun 38-40, Surabaya 60162<br/><b>Phone</b> : (031) 853-1531, 853-2994<br/><b>Fax</b> : (031) 853-2608<br/><b>e-mail</b> : cs@alumindo.com<br/><b>Web</b> : www.alumindo.com<br/><b>CS</b> : Melynda Prayogo<br/><b>SAB</b> : PT Sirca Datapro Perdana<br/><b>PA</b> : Paul Hadiwinata, Hidajat, Arsono, Achmad, Suharli &amp; Rekan</p>                           |
| <p>18. <b>AKPI</b> Argha Karya Prima Industry Tbk. [S] 2   3   35  </p> <p>Jln. Pahlawan, Karang Asem<br/>Citeureup 16810, Bogor<br/><b>Phone</b> : (021) 875-2707, ext. 3700<br/><b>Fax</b> : (021) 875-2248, 879-02024, 876-4155<br/><b>e-mail</b> : theo@arghakarya.com<br/><b>Web</b> : www.arghakarya.com<br/><b>CS</b> : Theodorus Leonardi<br/><b>SAB</b> : PT Raya Saham Registra<br/><b>PA</b> : Purwantonono, Sungkoro &amp; Surja</p>   | <p>24. <b>ALTO</b> Tri Banyan Tirta Tbk. 1   5   51  </p> <p>Kp. Pasir Dalem RT. 02 RW. 09<br/>Desa Babakan Pari, Kec. Cidahu, Kabupaten Sukabumi, Jawa Barat<br/><b>Phone</b> : (0266) 735-813, 530-0689<br/><b>Fax</b> : (0266) 731-319, 735-813, 530-1620<br/><b>e-mail</b> : edwin_tph@yahoo.com<br/><b>Web</b> : www.altospringswater.com<br/><b>CS</b> : Edwin Kosasih<br/><b>SAB</b> : PT Adimitra Jasa Korpora<br/><b>PA</b> : Gideon Adi &amp; Rekan</p>                           |

## Listed Companies

25.	<b>AMAG</b> Asuransi Multi Artha Guna Tbk.	2   8   84	31.	<b>APEX</b> Apexindo Pratama Duta Tbk.	2   2   22
	The City Centre Tower One, 17h Fl. Jln. K.H. Mas Mansyur Kav.126, Jakarta 10220 <b>Phone</b> : (021) 270-0590, 270-0600 <b>Fax</b> : (021) 725-0223, 720-5714 <b>e-mail</b> : deddy@mag.co.id <b>Web</b> : www.mag.co.id <b>CS</b> : Deddy Setiawan <b>SAB</b> : PT Blue Chip Mulia <b>PA</b> : Osman Bing Satrio & Eny			Office 8 Build., 20th - 21st Fl, SCBD Lot. 28 Jln. Jend. Sudirman Kav. 52-53, Kebayoran Baru, Jakarta 12190 <b>Phone</b> : (021) 293-33000 <b>Fax</b> : (021) 293-33020 <b>e-mail</b> : indo@apexindo.com <b>Web</b> : www.apexindo.com <b>CS</b> : Frieda Salvantina <b>SAB</b> : PT Adimitra Jasa Korpora <b>PA</b> : Osman Bing Satrio & Eny	
26.	<b>AMFG</b> Asahimas Flat Glass Tbk. [S]	1   3   32	32.	<b>APIC</b> Pacific Strategic Financial Tbk.	2   8   89
	Jln. Ancol IX/5, Ancol Barat Jakarta 14430 <b>Phone</b> : (021) 690-4041 <b>Fax</b> : (021) 691-8820 <b>e-mail</b> : corporate-secretary@amfg.co.id <b>Web</b> : www.amfg.co.id <b>CS</b> : Christoforus <b>SAB</b> : PT Datindo Entrycom <b>PA</b> : Siddharta Widjaja & Rekan			Office 8 Building 5th Fl., SCBD Lot 28 Jln. Jend. Sudirman Kav. 52-53, Jakarta 12190 <b>Phone</b> : (021) 252-4930, 293-33740 <b>Fax</b> : (021) 252-4931, 293-33741 <b>e-mail</b> : corsec@apic.co.id <b>Web</b> : www.apic.co.id <b>CS</b> : Wiyana <b>SAB</b> : PT Ficomindo Buana Registrar <b>PA</b> : Warnoyo S.E., M.Si	
27.	<b>AMIN</b> Ateliers Mecaniques D'Indonesie Tbk. [S]	2   4   41	33.	<b>APII</b> Arita Prima Indonesia Tbk. [S]	2   9   91
	Jln. Sei Belulai Km. 2,4 No. 30-38, Desa Dagang Kelambir Tanjung Marowa, Deli Serdang, Sumatera Utara 20362 <b>Phone</b> : (061) 794-7751 <b>Fax</b> : (061) 794-7755 <b>e-mail</b> : corsec@atmindco.id <b>Web</b> : www.atmindoboiler.com <b>CS</b> : Pieter Simanjuntak <b>SAB</b> : PT Adimitra Jasa Korpora <b>PA</b> : Rama Wendra			Kompleks Ruko Sunter Permai, Jln. Danau Sunter Utara Blok C No. 9 Sunter Agung, Tanjung Priuk, Jakarta 14350 <b>Phone</b> : (021) 651-9188 <b>Fax</b> : (021) 651-6107 <b>e-mail</b> : corsec@aritaglobal.co.id <b>Web</b> : www.arita.co.id <b>CS</b> : A. Barlian Bukit <b>SAB</b> : PT Datindo Entrycom <b>PA</b> : S. Mannan, Ardiansyah & Rekan	
28.	<b>AMRT</b> Sumber Alfaria Trijaya Tbk.	1   9   93	34.	<b>APLI</b> Asiaplast Industries Tbk. [S]	1   3   35
	Jln. M.H. Thamrin No. 9 Cikokol, Tangerang 15117 <b>Phone</b> : (021) 557-55966 <b>Fax</b> : (021) 557-55961 <b>e-mail</b> : tomin.widian@sat.co.id <b>Web</b> : www.alfamartku.com <b>CS</b> : Tomin Widian <b>SAB</b> : PT Adimitra Jasa Korpora <b>PA</b> : Purwantono, Sungkoro & Surja			Menara Imperium 10th Fl. Suite A Jln. H.R. Rasuna Said Kav. 1, Jakarta 12980 <b>Phone</b> : (021) 835-4111, 590-1465 <b>Fax</b> : (021) 835-4114, 590-1464 <b>e-mail</b> : sec@asiaplast.co.id <b>Web</b> : www.asiaplast.co.id <b>CS</b> : Hendri Yanti Panca Dewi Hastuti <b>SAB</b> : PT Blue Chip Mulia <b>PA</b> : Purwantono, Sungkoro & Surja	
29.	<b>ANJT</b> Austindo Nusantara Jaya Tbk. [S]	1   1   12	35.	<b>APLN</b> Agung Podomoro Land Tbk. [S]	1   6   61
	Atrium Mulia, 3A Fl., Suite 3A-02 Jln. H.R. Rasuna Said Kav. B 10-11, Jakarta 12910 <b>Phone</b> : (021) 2965-1777 <b>Fax</b> : (021) 2965-1788 <b>e-mail</b> : corsec@anj-group.com <b>Web</b> : www.anj-group.com <b>CS</b> : Naga Waskita <b>SAB</b> : PT Datindo Entrycom <b>PA</b> : Osman Bing Satrio & Eny			Podomoro City - APL Tower, 45 th Fl. Jln. Letjen. S. Parman Kav. 28, Jakarta 11470 <b>Phone</b> : (021) 290-34567 <b>Fax</b> : (021) 290-34556 <b>e-mail</b> : justini@agungpodomoroland.com <b>Web</b> : www.agungpodomoroland.com <b>CS</b> : Justini Omas <b>SAB</b> : PT Datindo Entrycom <b>PA</b> : Osman Bing Satrio & Eny	
30.	<b>ANTM</b> Aneka Tambang (Persero) Tbk. [S]	1   2   23	36.	<b>APOL</b> Arpeni Pratama Ocean Line Tbk.	1   7   74
	Aneka Tambang Building Jln. Letjen TB. Simatupang No. 1, Jakarta 12530 <b>Phone</b> : (021) 780-5119, 789-1234, 781-2635 <b>Fax</b> : (021) 781-2822, 789-1224 <b>e-mail</b> : corsec@antam.com <b>Web</b> : www.antam.com <b>CS</b> : Trenggono Sutiyoso <b>SAB</b> : PT Datindo Entrycom <b>PA</b> : Tanudiredja, Wibisana, Rintis & Rekan			Jln. Abdul Muis No. 50 Jakarta 10160 <b>Phone</b> : (021) 350-5350 <b>Fax</b> : (021) 350-5440 <b>e-mail</b> : ferdy.suwandi@apol.co.id <b>Web</b> : www.apol.co.id <b>CS</b> : Ferdy Suwandi <b>SAB</b> : PT Datindo Entrycom <b>PA</b> : Kosasih, Nurdiyaman, Mulyadi, Tjahjo & Rekan	

## Listed Companies

37.	<b>ARGO</b> Argo Pantes Tbk.	2   4   43	43.	<b>ASBI</b> Asuransi Bintang Tbk.	2   8   84
	Jln. M.H. Thamrin Km. 4 Cikokol, Tangerang 15117 <b>Phone</b> : (021) 557-53838, ext. 3025 <b>Fax</b> : (021) 557-74458 <b>e-mail</b> : siboy.sulaeman@gmail.com <b>Web</b> : www.argo.co.id <b>CS</b> : Siboy Sulaeman <b>SAB</b> : PT EDI Indonesia <b>PA</b> : Anwar & Rekan			Jln. RS Fatmawati No. 32 Jakarta Selatan <b>Phone</b> : (021) 759-02777 <b>Fax</b> : (021) 759-02555, 765-6287 <b>e-mail</b> : jenny.cardo@asuransibintang.com <b>Web</b> : www.asuransibintang.com <b>CS</b> : Jenny Cardo Manurung <b>SAB</b> : PT Blue Chip Mulia <b>PA</b> : Mulyamin Sensi Suryanto & Lianny	
38.	<b>ARII</b> Atlas Resources Tbk [S]	2   2   21	44.	<b>ASDM</b> Asuransi Dayin Mitra Tbk.	1   8   84
	Sampoerna Strategic Square, South Tower Level 18 Jln. Jend. Sudirman Kav. 45-46, Jakarta Selatan 12930 <b>Phone</b> : (021) 719-3343 <b>Fax</b> : (021) 717-92708 <b>e-mail</b> : corsec@atlas-coal.co.id <b>Web</b> : www.atlas-coal.co.id <b>CS</b> : Lidwina S. Nugraha <b>SAB</b> : PT Datindo Entrycom <b>PA</b> : Mulyamin Sensi Suryanto & Lianny			Wisma Sudirman Annex Jln. Jend. Sudirman Kav. 34, Jakarta 10220 <b>Phone</b> : (021) 570-8989 <b>Fax</b> : (021) 570-9270 <b>e-mail</b> : csecretary@dayinmitra.com <b>Web</b> : www.dayinmitra.co.id <b>CS</b> : Purnama Hadiwidjaja <b>SAB</b> : PT Datindo Entrycom <b>PA</b> : Purwantonono, Sungkoro & Surja	
39.	<b>ARNA</b> Arwana Citramulia Tbk. [S]	1   3   32	45.	<b>ASGR</b> Astra Graphia Tbk. [S]	1   9   97
	Sentra Niaga Puri Indah Blok T2 No. 6 & 7 Kembangan Selatan, Jakarta 11610 <b>Phone</b> : (021) 583-02363 <b>Fax</b> : (021) 583-02361 <b>e-mail</b> : rudy.sujanto@arwanacitra.com <b>Web</b> : www.arwanacitra.com <b>CS</b> : Rudy Sujanto <b>SAB</b> : PT Adimitra Jasa Korpora <b>PA</b> : Purwantonono, Sungkoro & Surja			Jln. Kramat Raya No. 43 Jakarta 10450 <b>Phone</b> : (021) 390-9190, 230-2429 <b>Fax</b> : (021) 390-9388 <b>e-mail</b> : susy.widjaja@astragraphia.co.id <b>Web</b> : www.astragraphia.co.id <b>CS</b> : Susy Widjaja <b>SAB</b> : PT Blue Chip Mulia <b>PA</b> : Tanudiredja, Wibisana, Rintis & Rekan	
40.	<b>ARTA</b> Arthavest Tbk. [S]	2   9   94	46.	<b>ASII</b> Astra International Tbk. [S]	1   4   42
	Komplek Ruko Atap Merah Blok B1 Jln. Pecenongan 72 Kel. Kebon Kelapa, Kec. Gambir, Jakarta Pusat 10120 <b>Phone</b> : (021) 380-0888, 6231-2626 <b>Fax</b> : (021) 345-3075 <b>e-mail</b> : corpsec11@yahoo.com <b>Web</b> : www.arthasecurities.com <b>CS</b> : Tsun Tien Wen Lie <b>SAB</b> : PT Sinartama Gunita <b>PA</b> : Teramihardja, Pradhono & Chandra			AMDI Building Jln. Gaya Motor Raya No. 8 Sunter II, Jakarta 14330 <b>Phone</b> : (021) 652-2555, 653-10418 <b>Fax</b> : (021) 651-2058, 2059, 653-04957 <b>e-mail</b> : gita.tiffanyboer@ai.astra.co.id <b>Web</b> : www.astra.co.id <b>CS</b> : Gita Tiffany Boer <b>SAB</b> : PT Raya Saham Registra <b>PA</b> : Tanudiredja, Wibisana, Rintis & Rekan	
41.	<b>ARTI</b> Ratu Prabu Energi Tbk.	1   2   22	47.	<b>ASJT</b> Asuransi Jasa Tania Tbk.	2   8   84
	Ratu Prabu I Building, 9th Fl. Jln. TB Simatupang Kav. 20, Jakarta 12560 <b>Phone</b> : (021) 7883-6836 <b>Fax</b> : (021) 780-8037 <b>e-mail</b> : corsec@rpenergi.com; gemilang@lekom-maras.com <b>Web</b> : www.rpenergi.com <b>CS</b> : Martini U.D. Suarsa <b>SAB</b> : PT Ficominindo Buana Registrar <b>PA</b> : Sudin & Rekan			Wisma Jasa Tania Jln. Teuku Cik Di Tiro No. 14, Jakarta 10350 <b>Phone</b> : (021) 310-1850 <b>Fax</b> : (021) 3192-3089 <b>e-mail</b> : Hasbi.Ashsiddiqi@jasatania.co.id <b>Web</b> : www.jastan.co.id <b>CS</b> : Hasbi Ashsiddiqi <b>SAB</b> : PT Adimitra Jasa Korpora <b>PA</b> : Tanubrata Sutanto Fahmi & Rekan	
42.	<b>ARTO</b> Bank Artos Indonesia Tbk.	2   8   81	48.	<b>ASMI</b> Asuransi Mitra Maparya Tbk.	2   8   84
	Bank Artos Building Jln. Otto Iskandardinata No. 18, Bandung 40171 <b>Phone</b> : (022) 420 - 0202 <b>Fax</b> : (022) 420 - 0401 <b>e-mail</b> : artos@bankartos.co.id <b>Web</b> : www.bankartos.co.id <b>CS</b> : Deddy Triyana <b>SAB</b> : PT Datindo Entrycom <b>PA</b> : Kanaka Puradiredja, Suhartono			Graha Kirana, 6th Fl. Jln. Yos Sudarso No. 88, Sunter, Jakarta <b>Phone</b> : (021) 6531-1150 <b>Fax</b> : (021) 6531-1160 <b>e-mail</b> : jasin@asuransimitra.com <b>Web</b> : www.asuransimitra.com <b>CS</b> : Jasin Tjandrawidjaja <b>SAB</b> : PT Adimitra Jasa Korpora <b>PA</b> : Mulyamin Sensi Suryanto & Lianny	

## Listed Companies

49.	<b>ASRI</b> Alam Sutera Realty Tbk. [S]	1   6   61	55.	<b>BABP</b> Bank MNC Internasional Tbk.	2   8   81
	Wisma Argo Manunggal 18th Fl. Jln. Jend. Gatot Subroto Kav. 22, Jakarta 12930 <b>Phone</b> : (021) 3043-8888, 252-3838 <b>Fax</b> : (021) 252-5050 <b>e-mail</b> : corsec@alam-sutera.com <b>Web</b> : www.alam-sutera.com <b>CS</b> : Vincent T.W. Sjahbana <b>SAB</b> : PT Raya Saham Registra <b>PA</b> : Paul Hadiwinata, Hidajat, Arsono, Achmad, Suharli & Rekan			MNC Financial Center Building, 8th Fl. Jln. Kebon Sirih Raya No. 27, Jakarta 10340 <b>Phone</b> : (021) 2980-5555 <b>Fax</b> : (021) 3983-6700 <b>e-mail</b> : andri@mncbank.co.id <b>Web</b> : www.mncbank.co.id <b>CS</b> : Andri Latif <b>SAB</b> : PT Datindo Entrycom <b>PA</b> : Osman Bing Satrio & Eny	
50.	<b>ASRM</b> Asuransi Ramayana Tbk.	2   8   84	56.	<b>BACA</b> Bank Capital Indonesia Tbk.	2   8   81
	Jln. Kebon Sirih No. 49 Jakarta 10340 <b>Phone</b> : (021) 319-37148 <b>Fax</b> : (021) 319-34825 <b>e-mail</b> : parlindungan.manurung@ramayanains.com; <b>Web</b> : www.ramayanainsurance.com <b>CS</b> : Y. Parlindungan Manurung <b>SAB</b> : PT BSR Indonesia <b>PA</b> : Mulyamin Sensi Suryanto & Lianny			Sona Topas Tower 16th Fl. Jln. Jend Sudirman Kav. 26, Jakarta 12920 <b>Phone</b> : (021) 250-6768 <b>Fax</b> : (021) 250-6769 <b>e-mail</b> : maxen.bastian@bankcapital.co.id; <b>Web</b> : www.bankcapital.co.id <b>CS</b> : Maxen Bastian Nggadas <b>SAB</b> : PT Ficomindo Buana Registrar <b>PA</b> : Kosasih, Nurdiyaman, Mulyadi, Tjahjo & Rekan	
51.	<b>ASSA</b> Adi Sarana Armada Tbk.	1   7   74	57.	<b>BAJA</b> Saranacentral Bajatama Tbk.	2   3   33
	Graha Kirana Building 6th Fl. Jln. Yos Sudarso No. 88, Sunter, Jakarta 14350 <b>Phone</b> : (021) 6530-8811 <b>Fax</b> : (021) 6530-8822 <b>e-mail</b> : corporate.secretary@assarent.co.id <b>Web</b> : www.assarent.co.id <b>CS</b> : Hindra Tanujaya <b>SAB</b> : PT Raya Saham Registra <b>PA</b> : Purwantono, Sungkoro & Surja			Jln. Pangeran Jayakarta No. 55 Jakarta Pusat 10730 <b>Phone</b> : (021) 628-8647 <b>Fax</b> : (021) 601-1933 <b>e-mail</b> : team_scb@yahoo.com <b>Web</b> : www.saranacentral.com <b>CS</b> : Handaja Susanto <b>SAB</b> : PT Adimitra Jasa Korpora <b>PA</b> : Tjahjadi & Tamara	
52.	<b>ATIC</b> Anabatic Technologies Tbk. [S]	1   9   97	58.	<b>BALI</b> Bali Towerindo Sentra Tbk. [S]	2   7   75
	Graha BIP 7th Fl. Jln. Jend. Gatot Subroto Kav. 23, Jakarta Selatan 12930 <b>Phone</b> : (021) 690-8684 <b>Fax</b> : (021) 690-7623 <b>e-mail</b> : corsec@deltamas.co.id <b>Web</b> : www.kota-deltamas.com <b>CS</b> : Camelia Suryana Bong <b>SAB</b> : PT Datindo Entrycom <b>PA</b> : Kosasih, Nurdiyaman, Mulyadi, Tjahjo & Rekan			Jln. Sunset Road, Lingkungan Abianbase Kel. Kuta, Kec. Kuta, Badung, Bali <b>Phone</b> : (0361) 767 - 629 <b>Fax</b> : (0361) 766 - 059 <b>e-mail</b> : corporate.secretary@balitower.co.id <b>Web</b> : www.balitower.co.id <b>CS</b> : Anni Suwardi <b>SAB</b> : PT Sinartama Gunita <b>PA</b> : Amir Abadi Jusuf, Aryanto, Mawar & Rekan	
53.	<b>ATPK</b> Bara Jaya Internasional Tbk. [S]	2   2   21	59.	<b>BAPA</b> Bekasi Asri Pemula Tbk. [S]	2   6   61
	AXA Tower, Kuningan City 29th Fl. Suite 01 Jln. Prof. Dr. Satrio Kav. 18, Setiabudi -Kuningan, Jakarta 12940 <b>Phone</b> : (021) 3005-6388 <b>Fax</b> : (021) 3005-6377 <b>e-mail</b> : atpkres@gmail.com <b>Web</b> : www.atpkresources.co.id <b>CS</b> : Andreas Andy Santoso <b>SAB</b> : PT Adimitra Jasa Korpora <b>PA</b> : Hertanto, Grace, Karunawan			Tomang Tol Building 2nd Fl. Jln. Arjuna No. 1, Tanjung Duren Selatan, Jakarta Barat 11470 <b>Phone</b> : (021) 563-6913, 569-42191 <b>Fax</b> : (021) 568-7232 <b>e-mail</b> : corporatesecretary@bekasiasri.com <b>Web</b> : - <b>CS</b> : Dharmawati <b>SAB</b> : PT Adimitra Jasa Korpora <b>PA</b> : Tjahjadi & Tamara	
54.	<b>AUTO</b> Astra Otoparts Tbk. [S]	1   4   42	60.	<b>BATA</b> Sepatu Bata Tbk. [S]	1   4   44
	Jln. Raya Pegangsaan Dua Km. 2,2 Kelapa Gading, Jakarta 14250 <b>Phone</b> : (021) 460-3550 <b>Fax</b> : (021) 460-3559 <b>e-mail</b> : investor@component.astra.co.id <b>Web</b> : www.component.astra.co.id <b>CS</b> : Hugeng Gozali <b>SAB</b> : PT Raya Saham Registra <b>PA</b> : Tanudiredja, Wibisana, Rintis & Rekan			Graha Bata Jln. R.A. Kartini Kav. 28 Cilandak Barat, Jakarta Selatan 12430 <b>Phone</b> : (021) 750-5353, ext. 241 <b>Fax</b> : (021) 750-5354 <b>e-mail</b> : id.corporate-secretary@bata.com <b>Web</b> : www.bata.com <b>CS</b> : Is Sugiyono <b>SAB</b> : PT Blue Chip Mulia <b>PA</b> : Purwantono, Sungkoro & Surja	

## Listed Companies

- |   |   |
|---|---|
| <p>61. <b>BAYU</b> Bayu Buana Tbk. [S] 2   9   94  </p> <p>Jln. Ir. H. Juanda III No. 2A<br/>Jakarta 10210<br/><b>Phone</b> : (021) 235-09999 ext. 9941<br/><b>Fax</b> : (021) 351-7432, 386-1955<br/><b>e-mail</b> : henry.paul@bayubuanatravel.com<br/><b>Web</b> : www.bayubuanatravel.com<br/><b>CS</b> : Henry Paul<br/><b>SAB</b> : PT EDI Indonesia<br/><b>PA</b> : Amir Abadi Jusuf, Aryanto, Mawar &amp; Rekan</p>                       | <p>67. <b>BBNI</b> Bank Negara Indonesia (Persero) Tbk. 1   8   81  </p> <p>BNI Building 24th Fl.<br/>Jln. Jend. Sudirman Kav. 1, Jakarta 10220<br/><b>Phone</b> : (021) 251-1946, 572-8387<br/><b>Fax</b> : (021) 251-1214, 1961, 1075, 572-8805, 8053, 8295<br/><b>e-mail</b> : suhardi.petrus@bni.co.id<br/><b>Web</b> : www.bni.co.id<br/><b>CS</b> : Kiryanto<br/><b>SAB</b> : PT Datindo Entrycom<br/><b>PA</b> : Tanudiredja, Wibisana, Rintis &amp; Rekan</p> |
| <p>62. <b>BBCA</b> Bank Central Asia Tbk. 1   8   81  </p> <p>Menara BCA, Grand Indonesia<br/>Jln. M.H. Thamrin No. 1, Jakarta 10310<br/><b>Phone</b> : (021) 2358-8000<br/><b>Fax</b> : (021) 2358-8300<br/><b>e-mail</b> : inge_setiawati@bca.co.id<br/><b>Web</b> : www.bca.co.id<br/><b>CS</b> : Inge Setiawati<br/><b>SAB</b> : PT Raya Saham Registra<br/><b>PA</b> : Siddharta Widjaja &amp; Rekan</p>                                     | <p>68. <b>BBNP</b> Bank Nusantara Parahyangan Tbk. 1   8   81  </p> <p>Jln. Ir. H. Juanda No. 95<br/>Bandung 40132<br/><b>Phone</b> : (022) 255-0162, 255-0100<br/><b>Fax</b> : (022) 251-4580<br/><b>e-mail</b> : mario@bankbnp.com; ratu.citra@bankbnp.com<br/><b>Web</b> : www.bankbnp.com<br/><b>CS</b> : Mario Yahya<br/><b>SAB</b> : PT Sinartama Gunita<br/><b>PA</b> : Doli, Bambang, Sulistiyanto, Dadang &amp; Ali</p>                                      |
| <p>63. <b>BBHI</b> Bank Harda Internasional Tbk. 2   8   81  </p> <p>Asean Tower 2nd - 3rd Fl.<br/>Jln. K.H. Samanhudi No. 10, Jakarta 10710<br/><b>Phone</b> : (021) 384-1178<br/><b>Fax</b> : (021) 384-1022, 385-1023<br/><b>e-mail</b> : corsec@bankbhi.co.id<br/><b>Web</b> : www.bankbhi.co.id<br/><b>CS</b> : Dody Setyantoko Soewito<br/><b>SAB</b> : PT Datindo Entrycom<br/><b>PA</b> : Gani Sigiuro &amp; Handayani</p>                | <p>69. <b>BBRI</b> Bank Rakyat Indonesia (Persero) Tbk. 1   8   81  </p> <p>BRI I Building, 20th Fl.<br/>Jln. Jend. Sudirman No. 44 - 46, Jakarta 10210<br/><b>Phone</b> : (021) 251-0244, 250-0124, 251-0315, 575-1966<br/><b>Fax</b> : (021) 570-0916, 575-2010<br/><b>e-mail</b> : ir@bri.co.id<br/><b>Web</b> : www.bri.co.id<br/><b>CS</b> : Hari Siaga Amijarso<br/><b>SAB</b> : PT Datindo Entrycom<br/><b>PA</b> : Purwantonono, Sungkoro &amp; Surja</p>     |
| <p>64. <b>BBKP</b> Bank Bukopin Tbk. 1   8   81  </p> <p>Bank Bukopin Building<br/>Jln. M.T. Haryono Kav. 50 - 51, Jakarta 12770<br/><b>Phone</b> : (021) 798-8266, 798-9837<br/><b>Fax</b> : (021) 798-0625, 798-0238<br/><b>e-mail</b> : tantriw@bukopin.co.id<br/><b>Web</b> : www.bukopin.co.id<br/><b>CS</b> : Tantri Wulandari<br/><b>SAB</b> : PT Datindo Entrycom<br/><b>PA</b> : Purwantonono, Sungkoro &amp; Surja</p>                  | <p>70. <b>BBRM</b> Pelayaran Nasional Bina Buana Raya Tbk. 1   7   74  </p> <p>The City Center Batavia Tower One 8th Fl., Suite 08-09<br/>Jln. K.H. Mas Mansyur Kav. 126, Jakarta Pusat 10220<br/><b>Phone</b> : (021) 295-29461<br/><b>Fax</b> : (021) 295-29462<br/><b>e-mail</b> : corpsec@bbr.co.id<br/><b>Web</b> : www.bbr.co.id<br/><b>CS</b> : Steven Andrew<br/><b>SAB</b> : PT Datindo Entrycom<br/><b>PA</b> : Hertanto, Grace, Karunawan</p>              |
| <p>65. <b>BBLD</b> Buana Finance Tbk. 2   8   82  </p> <p>Plaza Chase 17th Fl.<br/>Jln. Jend. Sudirman Kav. 21, Jakarta 12920<br/><b>Phone</b> : (021) 520-8066, ext. 2302<br/><b>Fax</b> : (021) 520-8055, 525-14334<br/><b>e-mail</b> : yohanna.octaviani@buanafinance.co.id<br/><b>Web</b> : www.buanafinance.co.id<br/><b>CS</b> : Yohanna Octaviani<br/><b>SAB</b> : PT EDI Indonesia<br/><b>PA</b> : Purwantonono, Sungkoro &amp; Surja</p> | <p>71. <b>BBTN</b> Bank Tabungan Negara (Persero) Tbk. 1   8   81  </p> <p>Menara Bank BTN<br/>Jln. Gajah Mada No. 1, Jakarta 10130<br/><b>Phone</b> : (021) 633-6789, 633-2666<br/><b>Fax</b> : (021) 634-6704<br/><b>e-mail</b> : eko.waluyo@btn.co.id<br/><b>Web</b> : www.btn.co.id<br/><b>CS</b> : Eko Waluyo<br/><b>SAB</b> : PT Datindo Entrycom<br/><b>PA</b> : Purwantonono, Sungkoro &amp; Surja</p>  |
| <p>66. <b>BBMD</b> Bank Mestika Dharma Tbk. 1   8   81  </p> <p>Mestika Building<br/>Jln. H. Zainul Arifin No. 118, Medan, Sumatera Utara<br/><b>Phone</b> : (061) 452-5800<br/><b>Fax</b> : (061) 453-7333, 452-7324; 455-5025<br/><b>e-mail</b> : corsec@bankmestika.co.id<br/><b>Web</b> : www.bankmestika.co.id<br/><b>CS</b> : Irwansyah Lubis<br/><b>SAB</b> : PT Raya Saham Registra<br/><b>PA</b> : Leonard, Mulia &amp; Richard</p>      | <p>72. <b>BBYB</b> Bank Yudha Bhakti Tbk. 1   8   81  </p> <p>Gozco Building<br/>Jln. Raya Pasar Minggu Kav. 32, Pancoran, Jakarta Selatan 12780<br/><b>Phone</b> : (021) 2975-2975, 2975-2999<br/><b>Fax</b> : (021) 2975-2929<br/><b>e-mail</b> : iim_wardiman@yudhabhakti.co.id<br/><b>Web</b> : www.yudhabhakti.co.id<br/><b>CS</b> : Iim Wardiman<br/><b>SAB</b> : PT Ficomindo Buana Registrar<br/><b>PA</b> : Hendrawinata Eddy Siddharta &amp; Tanzil</p>     |

## Listed Companies

73.	<b>BCAP</b> MNC Kapital Indonesia Tbk.	1   8   89	79.	<b>BFIN</b> BFI Finance Indonesia Tbk.	2   8   82
	MNC Financial Centre 21st Fl. Jln. Kebon Sirih 21 - 27, Jakarta 10340 <b>Phone</b> : (021) 2970-9700 <b>Fax</b> : (021) 3983-6886 <b>e-mail</b> : Ria.Budhiani@mncgroup.com <b>Web</b> : www.mncfinancialservices.com <b>CS</b> : Ria Budhiani <b>SAB</b> : PT BSR Indonesia <b>PA</b> : Osman Bing Satrio & Eny			BFI Tower - Sunburst CBD Lot .1.2, 5th Fl., Jln. Kapt. Soebijanto Djojohadikusumo, BSD City, Tangerang Selatan 15322 <b>Phone</b> : (021) 2965-0300, 2965-0500 <b>Fax</b> : (021) 2966-0757, 2966-0758 <b>e-mail</b> : sudjono@bfi.co.id; corsec@bfi.co.id <b>Web</b> : www.bfi.co.id <b>CS</b> : Sudjono <b>SAB</b> : PT Sirca Datapro Perdana <b>PA</b> : Tanubrata Sutanto Fahmi & Rekan	
74.	<b>BCIC</b> Bank JTrust Indonesia Tbk.	2   8   81	80.	<b>BGTG</b> Bank Ganesha Tbk.	2   8   81
	Sahid Sudirman Center Building, Corporate Secretary 33rd Fl. Jln. Jend. Sudirman No. 86, Jakarta Pusat 10220 <b>Phone</b> : (021) 2926-1111 <b>Fax</b> : (021) 522-4670 <b>e-mail</b> : 0 <b>Web</b> : www.jtrustbank.com <b>CS</b> : Adi B. Soerjohoesodo <b>SAB</b> : PT Sharestar Indonesia <b>PA</b> : Tjahjadi & Tamara			Graha Ganesha Jln. Hayam Wuruk No. 28, Jakarta Pusat <b>Phone</b> : (021) 385-5345 (ext. 235) <b>Fax</b> : (021) 345-4880 <b>e-mail</b> : corpsect@bankganesha.co.id <b>Web</b> : - <b>CS</b> : Dheni Kamavina <b>SAB</b> : PT Datindo Entrycom <b>PA</b> : Osman Bing Satrio & Eny	
75.	<b>BCIP</b> Bumi Citra Permai Tbk. [S]	2   6   61	81.	<b>BHIT</b> MNC Investama Tbk.	2   9   98
	Jln. Kramat Raya No. 32 - 34 Jakarta 10450 <b>Phone</b> : (021) 391-6338 <b>Fax</b> : (021) 319-3557 <b>e-mail</b> : yusly_l@yahoo.com <b>Web</b> : www.bumicitrapermai.com <b>CS</b> : Yusly <b>SAB</b> : PT Adimitra Jasa Korpora <b>PA</b> : Jamaludin, Ardi, Sukimto & Rekan			MNC Financial Center 21st Fl. Jln. Kebon Sirih 17 - 19, Jakarta 10340 <b>Phone</b> : (021) 392-5000, 392-2949 <b>Fax</b> : (021) 398-36865, 398-36868, 398-36867 <b>e-mail</b> : santi.paramita@mncgroup.com <b>Web</b> : www.mnc-corporation.com <b>CS</b> : Santi Paramita <b>SAB</b> : PT BSR Indonesia <b>PA</b> : Osman Bing Satrio & Eny	
76.	<b>BDMN</b> Bank Danamon Indonesia Tbk.	1   8   81	82.	<b>BIKA</b> Binakarya Jaya Abadi Tbk.	2   6   61
	Menara Bank Danamon 17th Fl. Jln. HR. Rasuna Said, Blok C No. 10, Jakarta Selatan <b>Phone</b> : (021) 579-91001, 579-91002, 57991003 <b>Fax</b> : (021) 579-91056, 579-91160, 579-91161 <b>e-mail</b> : corpsec@danamon.co.id; <b>Web</b> : www.danamon.co.id <b>CS</b> : Hendy Deiny Wong <b>SAB</b> : PT Raya Saham Registra <b>PA</b> : Purwantono, Sungkoro & Surja			Mall Taman Palem 3rd Fl. Blok D No. 9A, Jln. Kamal Raya Outer Ringgr RT 006/RW 014, Cengkareng Timur, Cengkareng Jakarta Barat 11730 <b>Phone</b> : (021) 5436-0381 <b>Fax</b> : (021) 5436-0391 <b>e-mail</b> : corpsec@binakaryagroup.co.id <b>Web</b> : www.binakaryapertindo.co.id <b>CS</b> : Raymond Hartono <b>SAB</b> : PT Raya Saham Registra <b>PA</b> : Tjahjadi & Tamara	
77.	<b>BEKS</b> Bank Pundi Indonesia Tbk.	2   8   81	83.	<b>BIMA</b> Primarindo Asia Infrastructure Tbk.	2   4   44
	Jln. RS Fatmawati No. 12 Jakarta Selatan 12140 <b>Phone</b> : (021) 726-0123, 723-4666 <b>Fax</b> : (021) 723-5212 <b>e-mail</b> : corporate.secretary@bankpundi.co.id <b>Web</b> : www.bankpundi.co.id <b>CS</b> : Lungguk Gultom <b>SAB</b> : PT Sirca Datapro Perdana <b>PA</b> : Hendrawinata Eddy Siddharta & Tanzil			Dana Pensiun Building - Bank Mandiri 3A Fl. Jln. Tanjung Karang No. 3-4 A, Jakarta 10230 <b>Phone</b> : (022) 756-0555 <b>Fax</b> : (022) 756-2406 <b>e-mail</b> : corsec@primarindo.com <b>Web</b> : www.primarindo.co.id <b>CS</b> : Mohamad Al Hadi <b>SAB</b> : PT Raya Saham Registra <b>PA</b> : Koesbandijah, Beddy Samsi & Setiasih	
78.	<b>BEST</b> Bekasi Fajar Industrial Estate Tbk. [S]	1   6   61	84.	<b>BINA</b> Bank Ina Perdana Tbk.	2   8   81
	Kawasan Industri MM2100 Jln. Sumatera Desa Gandari, Kec. Cikarang Barat, Bekasi <b>Phone</b> : (021) 252-5334 <b>Fax</b> : (021) 252-0087 <b>e-mail</b> : corp.secr@bfie.co.id <b>Web</b> : www.bekasifajar.com <b>CS</b> : Herdian <b>SAB</b> : PT Raya Saham Registra <b>PA</b> : Paul Hadiwinata, Hidajat, Arsono, Achmad, Suharli & Rekan			Wisma BSG Jln. Abdul Muis No. 40, Jakarta Pusat 10160 <b>Phone</b> : (021) 385-9050 <b>Fax</b> : (021) 385-9041 <b>e-mail</b> : corp_sec@bankina.co.id <b>Web</b> : www.bankina.co.id <b>CS</b> : Wardoyo <b>SAB</b> : PT Adimitra Jasa Korpora <b>PA</b> : Purwantono, Sungkoro & Surja	



## Listed Companies

85.	<b>BIPI</b> Benakat Integra Tbk.	2   2   22	91.	<b>BKDP</b> Bukit Darmo Property Tbk. [S]	2   6   61
	Menara Anugrah 12th Fl., Kantor Taman E.3.3 Jln. Mega Kuningan Lot. 8.6 8.7, Jakarta Selatan 12950 <b>Phone</b> : (021) 576-4661 <b>Fax</b> : (021) 576-4664 <b>e-mail</b> : corsec@benakat.co.id;remanja.intansuri@benakat.co.id <b>Web</b> : www.benakat.co.id <b>CS</b> : Remanja Dyah Intansuri <b>SAB</b> : PT Ficominindo Buana Registrar <b>PA</b> : Tanubrata Sutanto Fahmi & Rekan			Jln. Tanah Abang III/6Jakarta - 10160 Jln. Bukit Darmo BoulevardSurabaya 60226 <b>Phone</b> : (021) 351-7007, 732-5555, 731-5555 <b>Fax</b> : (021) 351-7008, 732-6666 <b>e-mail</b> : corporatesecretary@bukitdarmoproperty.com <b>Web</b> : www.bukitdarmoproperty.com <b>CS</b> : Brasada Chandra <b>SAB</b> : PT Sharestar Indonesia <b>PA</b> : Doli, Bambang, Sulistiyanto, Dadang & Ali	
86.	<b>BIPP</b> Bhuwanatala Indah Permai Tbk. [S]	2   6   61	92.	<b>BKSL</b> Sentul City Tbk. [S]	1   6   61
	Graha BIP 6th Fl. Jln. Jend. Gatot Subroto Kav. 23, Jakarta <b>Phone</b> : (021) 252-2535 <b>Fax</b> : (021) 252-2532 <b>e-mail</b> : arianto@bipp.co.id; corsec@bipp.co.id <b>Web</b> : - <b>CS</b> : Arianto Syarief <b>SAB</b> : PT Adimitra Jasa Korpora <b>PA</b> : Kosasih, Nurdiyaman, Mulyadi, Tjahjo & Rekan			Sentul City Building Jln. M. H. Thamrin Kav. 8 , Bogor 16810 <b>Phone</b> : (021) 522-6877, 8792-6555, 879-23959, 522-6848 <b>Fax</b> : (021) 522-6818, 879-26565, 879-23951 <b>e-mail</b> : corsec@sentulcity.co.id; sc-pr@sentulcity.co.id <b>Web</b> : www.bukitsentul.co.id <b>CS</b> : Kwee Liana Kumala <b>SAB</b> : PT Sirca Datapro Perdana <b>PA</b> : Tanubrata Sutanto Fahmi & Rekan	
87.	<b>BIRD</b> Blue Bird Tbk. [S]	1   7   74	93.	<b>BKSW</b> Bank QNB Indonesia Tbk.	2   8   81
	Jln. Bojong Indah Raya No. 6, Kel. Rawabuaya, Kec. Cengkareng, Jakarta Barat 11740 <b>Phone</b> : (021) 543 - 94000 <b>Fax</b> : (021) 543 - 94802 <b>e-mail</b> : corsec@bluebirdgroup.com <b>Web</b> : www.bluebirdgroup.com <b>CS</b> : Jusuf Salman <b>SAB</b> : PT Datindo Entrycom <b>PA</b> : Kosasih, Nurdiyaman, Mulyadi, Tjahjo & Rekan			Office Park Tower D, Lot. 18 SCBD Jln. Jend. Sudirman Kav. 52-53, Jakarta 12190 <b>Phone</b> : (021) 515-5155 <b>Fax</b> : (021) 515-5388 <b>e-mail</b> : msuci@qnbkesawan.co.id <b>Web</b> : www.bankqnbkesawan.co.id <b>CS</b> : Lina <b>SAB</b> : PT Adimitra Jasa Korpora <b>PA</b> : Purwantonono, Sungkoro & Surja	
88.	<b>BISI</b> Bisi International Tbk. [S]	1   1   11	94.	<b>BLTA</b> Berlian Laju Tanker Tbk.	1   7   74
	Jln. Raya Surabaya - Mojokerto Km. 19 Bringinbendo, Taman, Sidoarjo 61257 <b>Phone</b> : (031) 788-2528 <b>Fax</b> : (031) 788-6868 <b>e-mail</b> : setiadi.setiokusumo@bisi.co.id <b>Web</b> : www.bisi.co.id <b>CS</b> : Setiadi Setiokusumo <b>SAB</b> : PT Adimitra Jasa Korpora <b>PA</b> : Purwantonono, Sungkoro & Surja			Wisma BSG 10th Fl. Jln. Abdul Muis No. 40, Jakarta <b>Phone</b> : (021) 300-60300, 350-5390 <b>Fax</b> : (021) 300-60390, 345-5362, 350-5488 <b>e-mail</b> : Fitri@blt.co.id <b>Web</b> : www.blt.co.id <b>CS</b> : Fitri Rachmawaty <b>SAB</b> : PT Sinartama Gunita <b>PA</b> : Kosasih, Nurdiyaman, Mulyadi, Tjahjo & Rekan	
89.	<b>BJBR</b> BPD Jawa Barat dan Banten Tbk.	1   8   81	95.	<b>BLTZ</b> Graha Layar Prima Tbk.	2   9   95
	Menara Bank Jabar Banten Jln. Naripan No.12-14, Bandung 40111 <b>Phone</b> : (022) 423-4868 <b>Fax</b> : (022) 420-6099 <b>e-mail</b> : ir@bankbjb.co.id <b>Web</b> : www.bankjabarbanden.co.id <b>CS</b> : Hakim Putratama <b>SAB</b> : PT Datindo Entrycom <b>PA</b> : Purwantonono, Sungkoro & Surja			Menara Karya 25th Fl. Jln. HR. Rasuna Said Blok X-5 Kav. 1-2, Jakarta 12950 <b>Phone</b> : (021) 2253-6090 <b>Fax</b> : (021) 2253-6020 <b>e-mail</b> : corpsec@cgvblitz.com <b>Web</b> : www.blitzmegaplex.com; www.cgvblitz.com <b>CS</b> : Mutia Resty <b>SAB</b> : PT Datindo Entrycom <b>PA</b> : Kosasih, Nurdiyaman, Mulyadi, Tjahjo & Rekan	
90.	<b>BJTM</b> BPD Jawa Timur Tbk.	1   8   81	96.	<b>BMAS</b> Bank Maspion Indonesia Tbk.	2   8   81
	Jln. Basuki Rachmat No. 98 - 104 Surabaya 60271 <b>Phone</b> : (031) 531-0090 <b>Fax</b> : (031) 531-0838 <b>e-mail</b> : corsec@bankjatim.co.id <b>Web</b> : www.bankjatim.co.id <b>CS</b> : Ferdian Timur Satyagraha <b>SAB</b> : PT Datindo Entrycom <b>PA</b> : Hendrawinata Eddy Siddharta & Tanzil			Jln. Basuki Rahmat No. 50-54 Surabaya 60262, , Jawa Timur <b>Phone</b> : (031) 535-6123 <b>Fax</b> : (031) 535-6122 <b>e-mail</b> : corsec@bankmaspion.co.id <b>Web</b> : www.bankmaspion.co.id <b>CS</b> : Endah Winarni <b>SAB</b> : PT Adimitra Jasa Korpora <b>PA</b> : Purwantonono, Sungkoro & Surja	

## Listed Companies

97.	<b>BMRI</b> Bank Mandiri (Persero) Tbk.	1   8   81	103.	<b>BNII</b> Bank Maybank Indonesia Tbk.	1   8   81
	Plaza Mandiri Jln. Jend. Gatot Subroto Kav. 36 - 38, Jakarta 12190 <b>Phone</b> : (021) 529-13321, 300-23166 <b>Fax</b> : (021) 526-3460 <b>e-mail</b> : cma@bankmandiri.co.id <b>Web</b> : www.bankmandiri.co.id <b>CS</b> : Rohan Hafas <b>SAB</b> : PT Datindo Entrycom <b>PA</b> : Purwantono, Sungkoro & Surja			Sentral Senayan III, 26th Fl. Jln. Asia Afrika No. 8, Gelora Bung Karno Senayan, Jakarta 10270 <b>Phone</b> : (021) 292-28888 <b>Fax</b> : (021) 2922-8730, 292-28799 <b>e-mail</b> : DTjahajani@bankbii.com <b>Web</b> : www.bii.co.id <b>CS</b> : Dhien Tjahjani <b>SAB</b> : PT Sinartama Gunita <b>PA</b> : Purwantono, Sungkoro & Surja	
98.	<b>BMSR</b> Bintang Mitra Semestara Tbk.	1   9   91	104.	<b>BNLI</b> Bank Permata Tbk.	1   8   81
	Panin Tower - Senayan City 10th Fl. Jln. Asia Afrika Lot. 19, Jakarta 10270 <b>Phone</b> : (021) 727-82151, 727-81760 <b>Fax</b> : (021) 727-81864, 751-1025, 727-82152 <b>e-mail</b> : o.rita@bintangmitra.com <b>Web</b> : - <b>CS</b> : Odhor Rita Rosmawati <b>SAB</b> : PT Sinartama Gunita <b>PA</b> : Hendrawinata Eddy Siddharta & Tanzil			World Trade Center II Building Jln. Jend. Sudirman Kav. 29-31, Jakarta 12920 <b>Phone</b> : (021) 523-7788, 523-7899 <b>Fax</b> : (021) 523-7244 <b>e-mail</b> : kgrace@permatabank.co.id <b>Web</b> : www.permatabank.co.id <b>CS</b> : Katharine Grace <b>SAB</b> : PT Blue Chip Mulia <b>PA</b> : Siddharta Widjaja & Rekan	
99.	<b>BMTR</b> Global Mediacom Tbk. [S]	1   9   98	105.	<b>BOLT</b> Garuda Metalindo Tbk. [S]	2   4   42
	MNC Tower 27th - 29th Fl. Jln. Kebon Sirih 17 - 19, Jakarta <b>Phone</b> : (021) 390-9211 <b>Fax</b> : (021) 390-9207, 230-5281, 392-7859 <b>e-mail</b> : ajun.damayanti@mncgroup.com <b>Web</b> : www.mediacom.co.id <b>CS</b> : Ajun Sri Damayanti <b>SAB</b> : PT BSR Indonesia <b>PA</b> : Osman Bing Satrio & Eny			Jln. Kapuk Kamal Raya No. 23 Jakarta 14470 <b>Phone</b> : (021) 555-3963 <b>Fax</b> : (021) 555-1440 <b>e-mail</b> : corporate.secretary@garudametalindo.com <b>Web</b> : www.garudametalindo.com <b>CS</b> : Janto Inggonoto Pangestu <b>SAB</b> : PT Raya Saham Registra <b>PA</b> : Kosasih, Nurdiyaman, Mulyadi, Tjahjo & Rekan	
100.	<b>BNBA</b> Bank Bumi Arta Tbk.	1   8   81	106.	<b>BORN</b> Borneo Lumbang Energi & Metal Tbk.	2   2   21
	Jln. Wahid Hasyim No. 234 - 236 Jakarta 10250 <b>Phone</b> : (021) 230-0455, 230-0893 <b>Fax</b> : (021) 310-2632 <b>e-mail</b> : lyvinia_sari@bankbba.co.id; lyvinia_sari@yahoo.com <b>Web</b> : www.bankbba.com <b>CS</b> : Lyvinia Sari <b>SAB</b> : PT Adimitra Jasa Korpora <b>PA</b> : Osman Bing Satrio & Eny			Menara Merdeka 29th -30th Fl. Jln. Budi Kemulyaan I No. 2, Jakarta Pusat 10110 <b>Phone</b> : (021) 295-73737 <b>Fax</b> : (021) 295-73777 <b>e-mail</b> : ken.allan@borneo.co.id <b>Web</b> : www.borneo.co.id <b>CS</b> : Kenneth Raymond Allan <b>SAB</b> : PT Sinartama Gunita <b>PA</b> : Tanudiredja, Wibisana, Rintis & Rekan	
101.	<b>BNBR</b> Bakrie & Brothers Tbk.	2   9   98	107.	<b>BPFI</b> Batavia Prosperindo Finance Tbk.	2   8   82
	Bakrie Tower 35th-37th Fl., Rasuna Epicentrum Jln. H.R. Rasuna Said, Jakarta 12920 <b>Phone</b> : (021) 936-33333, 936-99999 <b>Fax</b> : (021) 520-0361 <b>e-mail</b> : yanti.sinaga@bakrie.co.id <b>Web</b> : www.bakrie.co.id <b>CS</b> : Christofer Alexander Uktolseja <b>SAB</b> : PT EDI Indonesia <b>PA</b> : Handoko Tomo Samuel Gunawan & Rekan			Plaza Chase 12th Fl. Jln. Jend. Sudirman Kav.21, Jakarta 12920 <b>Phone</b> : (021) 520-0434 <b>Fax</b> : (021) 520-9160 <b>e-mail</b> : indah@bpfi.co.id <b>Web</b> : - <b>CS</b> : Indah Mulyawan <b>SAB</b> : PT Adimitra Jasa Korpora <b>PA</b> : Kosasih, Nurdiyaman, Mulyadi, Tjahjo & Rekan	
102.	<b>BNGA</b> Bank CIMB Niaga Tbk.	1   8   81	108.	<b>BPII</b> Batavia Prosperindo International Tbk.	2   8   89
	Graha Niaga 15th Fl. Jln. Jend. Sudirman Kav. 58, Jakarta <b>Phone</b> : (021) 2505151, 250-5252, 250-5353 <b>Fax</b> : (021) 252-6749, 250-5205, 250-5202 <b>e-mail</b> : rudy.hutagalung@cimbniaga.co.id <b>Web</b> : www.cimbniaga.com <b>CS</b> : Budiman Poedjirahardjo <b>SAB</b> : PT Sirca Datapro Perdana <b>PA</b> : Tanudiredja, Wibisana, Rintis & Rekan			Chase Plaza Building, 12th Fl. Jln. Jend. Sudirman Kav. 21, Jakarta 12920 <b>Phone</b> : (021) 520-0180 <b>Fax</b> : (021) 520-0227 <b>e-mail</b> : corsec@bps.co.id <b>Web</b> : www.bpinternasional.com <b>CS</b> : Ferdy Adiwidjaya <b>SAB</b> : PT Adimitra Jasa Korpora <b>PA</b> : Kosasih, Nurdiyaman, Mulyadi, Tjahjo & Rekan	

## Listed Companies

109.	<b>BRAM</b> Indo Kordsa Tbk. [S]	1   4   42	115.	<b>BSIM</b> Bank Sinarmas Tbk.	1   8   81
	Jln. Pahlawan, Desa Karang Asem Timur, Citeureup Bogor 16810 Phone : (021) 875-2115 Fax : (021) 875-3934, 8791-2252 e-mail : deassy.aryanti@kordsaglobal.com Web : www.indokordsa.com CS : Deassy Aryanti SAB : PT EDI Indonesia PA : Osman Bing Satrio & Eny			Sinar Mas Land Plaza - Menara I, 8th Fl. Jln. M.H. Thamrin No.51, Jakarta 10350 Phone : (021) 319-90101 Fax : (021) 319-90401 e-mail : dodo.suyanto@banksinarmas.com Web : www.banksinarmas.com CS : Dodo Suyanto SAB : PT Sinartama Gunita PA : Mulyamin Sensi Suryanto & Lianny	
110.	<b>BRAU</b> Berau Coal Energy Tbk.	1   2   21	116.	<b>BSSR</b> Baramulti Suksessarana Tbk. [S]	2   2   21
	Sampoerna Strategic Square, North Tower, 15th Fl. Jln. Jend. Sudirman Kav. 45-46, Jakarta 12930 Phone : (021) 2966-9700, 2966-9722 Fax : (021) 2966-9711 e-mail : corsec@beraucoalenergy.co.id Web : www.beraucoalenergy.co.id CS : Gamal Hendrawan Wanengpati SAB : PT Ficomindo Buana Registrar PA : Tanudiredja, Wibisana, Rintis & Rekan			Sahid Sudirman Centre 56th Fl., Suite C-D Jln. Jend. Sudirman No. 86, Jakarta 10220 Phone : (021) 2941-1390, 1392 Fax : (021) 2941-1394, 1395 e-mail : corsec@bssr.co.id Web : www.bssr.co.id CS : Fransiska Bernadeth Conny SAB : PT Datindo Entrycom PA : Aria Kanaka & Rekan	
111.	<b>BRMS</b> Bumi Resources Minerals Tbk.	2   9   98	117.	<b>BSWD</b> Bank of India Indonesia Tbk.	2   8   81
	Bakrie Tower 6th & 10th Fl., Komplek Rasuna Epicentrum Jln. H.R Rasuna Said, Jakarta 12940 Phone : (021) 579-45698 Fax : (021) 579-45687 e-mail : muhammad.sulthon@brm.co.id Web : www.bumiresourcesminerals.com CS : Muhammad Sulthon SAB : PT Sinartama Gunita PA : Y. Santosa & Rekan			Jln. H. Samanhudi No. 37 Jakarta Pusat 10710 Phone : (021) 350-0007 Fax : (021) 380-8178 e-mail : corporate@boiindonesia.co.id Web : www.boiindonesia.co.id CS : Ferry Koswara SAB : PT Adimitra Jasa Korpora PA : Gani Sigiyo & Handayani	
112.	<b>BRNA</b> Berlina Tbk. [S]	2   3   35	118.	<b>BTEK</b> Bumi Teknokultura Unggul Tbk. [S]	2   1   19
	Jln. Jababeka Raya Blok E 12-17, Kawasan Industri Jababeka - Cikarang Desa Wangunharja, Kec. Cikarang Utara, Bekasi 17520 Jawa Barat Phone : (021) 898-30160 Fax : (021) 898-30161 e-mail : h.paramita@berlina.co.id Web : www.berlina.co.id CS : Hercakraning Paramita SAB : PT Adimitra Jasa Korpora PA : Hendrawinata Eddy Siddharta & Tanzil			Komplek Permata Senayan, Rukan Blok E No. 37-38 Jln. Tentara Pelajar, Jakarta Selatan 12210 Phone : (021) 579-40929, 530-0700 Fax : (021) 579-45834, 579-45832 e-mail : gilbertrely@yahoo.com Web : - CS : Argo Nugroho SAB : PT Ficomindo Buana Registrar PA : Doli, Bambang, Sulistiyanto, Dadang & Ali	
113.	<b>BRPT</b> Barito Pacific Tbk. [S]	2   3   34	119.	<b>BTEL</b> Bakrie Telecom Tbk.	1   7   73
	Wisma Barito Pacific Tower B, 9th Fl. Jln. Letjen S. Parman Kav. 62-63, Jakarta 11410 Phone : (021) 530-6711 Fax : (021) 530-6680 e-mail : corpsec@barito.co.id Web : www.barito.co.id CS : Salwati Agustina SAB : PT Sirca Datapro Perdana PA : Osman Bing Satrio & Eny			Wisma Bakrie 2nd Fl. Jln. H.R. Rasuna Said Kav B-1, Jakarta 12920 Phone : (021) 9110-1112 Fax : (021) 9111-8888 e-mail : corsec@bakrietelecom.com Web : www.bakrietelecom.com CS : Agustinus Harimurti SAB : PT Ficomindo Buana Registrar PA : Y. Santosa & Rekan	
114.	<b>BSDE</b> Bumi Serpong Damai Tbk. [S]	1   6   61	120.	<b>BTON</b> Betonjaya Manunggal Tbk. [S]	2   3   33
	Sinar Mas Land Plaza Grand Boulevard, BSD Green Office Park, Tangerang 15345 Phone : (021) 503-68368 Fax : (021) 537-3008 e-mail : christy.grassela@sinarmasland.com Web : www.bsdcity.com CS : Christy Grassela SAB : PT Sinartama Gunita PA : Mulyamin Sensi Suryanto & Lianny			Jln. Raya Krikilan No. 434 Km. 28 Driyorejo, Gresik Phone : (031) 749-0598 Fax : (031) 749-0581 e-mail : secretary@bjm.co.id Web : - CS : Andy Soesanto SAB : PT BSR Indonesia PA : Amir Abadi Jusuf, Aryanto, Mawar & Rekan	

## Listed Companies

121.	<b>BTPN</b> Bank Tabungan Pensiunan Nasional Tbk. 1   8   81	127.	<b>BVIC</b> Bank Victoria International Tbk. 1   8   81
	Menara Cyber 2, 24th - 25th Fl. Jln. H.R. Rasuna Said Blok X-5 No.13, Jakarta 12950 <b>Phone</b> : (021) 300-26200, (022) 520-2822; 520-2822 <b>Fax</b> : (021) 300-26308, 300-26310 <b>e-mail</b> : anika.faisal@bankbtpn.co.id <b>Web</b> : www.btpn.com <b>CS</b> : Anika Faisal <b>SAB</b> : PT Datindo Entrycom <b>PA</b> : Tanudiredja, Wibisana, Rintis & Rekan		Panin Tower 15th Fl., Senayan City Jln.Asia Afrika Lot. 19, Kel. Gelora, Kec. Tanah Abang, Jakarta 10270 <b>Phone</b> : (021) 727-81800 <b>Fax</b> : (021) 727-81900 <b>e-mail</b> : corsec@victoriabank.co.id <b>Web</b> : www.victoriabank.co.id <b>CS</b> : Ruly Dwi Rahayu <b>SAB</b> : PT Adimitra Jasa Korpora <b>PA</b> : Tanudiredja, Wibisana, Rintis & Rekan
122.	<b>BUDI</b> Budi Starch & Sweetener Tbk. [S] 1   3   34	128.	<b>BWPT</b> Eagle High Plantation Tbk. 1   1   12
	Wisma Budi 8th-9 th Fl. Jln. H.R. Rasuna Said Kav.C-6, Jakarta <b>Phone</b> : (021) 521-3383 <b>Fax</b> : (021) 521-3339, 521-3392 <b>e-mail</b> : mawarti.wongso@budiacidjaya.co.id <b>Web</b> : www.budistarchsweetener.com <b>CS</b> : Alice Yuliana <b>SAB</b> : PT Sinartama Gunita <b>PA</b> : Mulyamin Sensi Suryanto & Lianny		Menara Batavia 22nd Fl. Jln. K.H. Mas Mansyur Kav. 126, Jakarta 10220 <b>Phone</b> : (021) 574-7428 <b>Fax</b> : (021) 574-7429 <b>e-mail</b> : rudy.suhendra@eaglehighplantations.com <b>Web</b> : www.bwplantation.com <b>CS</b> : Rudy Suhendra <b>SAB</b> : PT BSR Indonesia <b>PA</b> : Osman Bing Satrio & Eny
123.	<b>BUKK</b> Bukaka Teknik Utama Tbk. [S] 2   7   75	129.	<b>BYAN</b> Bayan Resources Tbk. 1   2   21
	Bukaka Industrial Estate, Jln. Raya Narogong - Bekasi Km. 19.5 Cileungsi, Bogor, Jawa Barat 16820 <b>Phone</b> : (021) 823-2323 <b>Fax</b> : (021) 823-1150 <b>e-mail</b> : corsec@bukaka.com; <b>Web</b> : www.bukaka.com <b>CS</b> : Devindra Ratzarwin <b>SAB</b> : 0 <b>PA</b> : Rama Wendra		Office 8 Building, 37th Fl. SCBD Lot. 28 Jln. Jend. Sudirman Kav. 52-53, Jakarta 12190 <b>Phone</b> : (021) 2935-6888 <b>Fax</b> : (021) 2935-6999 <b>e-mail</b> : jenny.kwan@bayan.com.sg <b>Web</b> : www.bayan.com.sg <b>CS</b> : Jenny Quantero <b>SAB</b> : PT Raya Saham Registra <b>PA</b> : Tanudiredja, Wibisana, Rintis & Rekan
124.	<b>BULL</b> Buana Listya Tama Tbk. 1   7   74	130.	<b>CANI</b> Capitol Nusantara Indonesia Tbk. [S] 2   7   74
	Danatama Square II, Jln. Mega Kuningan Timur Blok C.6 Kav.12A Kawasan Mega Kuningan, Jakarta 12950 <b>Phone</b> : (021) 3048-5700 <b>Fax</b> : (021) 3048-5701 <b>e-mail</b> : investor@bull.co.id <b>Web</b> : www.bull.co.id <b>CS</b> : Vicky Ganda Saputra <b>SAB</b> : PT Ficomindo Buana Registrar <b>PA</b> : Tanubrata Sutanto Fahmi & Rekan		APL Tower 35th Fl., Suite T3, Jln. Letjen. S. Parman No. 28 Tanjung Duren Selatan, Jakarta Barat 11470 <b>Phone</b> : (021) 2933-9369 <b>Fax</b> : (021) 2933-9372, 2933-9373 <b>e-mail</b> : office@cani.co.id; <b>Web</b> : www.cani.co.id <b>CS</b> : Riduwan Kosasih <b>SAB</b> : PT Adimitra Jasa Korpora <b>PA</b> : Purwantono, Sungkoro & Surja
125.	<b>BUMI</b> Bumi Resources Tbk. 2   2   21	131.	<b>CASS</b> Cardig Aero Services Tbk. [S] 2   7   74
	Bakrie Tower 12th Fl., Kompleks Rasuna Epicentrum Jln. H.R Rasuna Said , Jakarta 12960 <b>Phone</b> : (021) 579-42080 <b>Fax</b> : (021) 579-42070 <b>e-mail</b> : dileep@bumiresources.com <b>Web</b> : www.bumiresources.com <b>CS</b> : Dileep Srivastava <b>SAB</b> : PT Ficomindo Buana Registrar <b>PA</b> : Y. Santosa & Rekan		Menara Cardig, 3rd Fl. Jln. Protokol Halim Perdanakusuma, Jakarta 13650 <b>Phone</b> : (021) 8088-5027, ext. 317, 80875050 <b>Fax</b> : (021) 808-85001 <b>e-mail</b> : widianawati@pt-cas.com <b>Web</b> : www.pt-cas.com <b>CS</b> : J. Widianawati D. Adiningrat <b>SAB</b> : PT Datindo Entrycom <b>PA</b> : Amir Abadi Jusuf, Aryanto, Mawar & Rekan
126.	<b>BUVA</b> Bukit Uluwatu Villa Tbk. 2   9   94	132.	<b>CEKA</b> Wilmar Cahaya Indonesia Tbk. [S] 1   5   51
	Talavera Office Park 12th Fl. Jln. T.B. Simatupang Kav. 22 - 26, Jakarta 12430 <b>Phone</b> : (021) 759-24475 <b>Fax</b> : (021) 759-24476 <b>e-mail</b> : corsec@buvagroup.com <b>Web</b> : www.buvagroup.com <b>CS</b> : Benita Sofia <b>SAB</b> : PT EDI Indonesia <b>PA</b> : Purwantono, Sungkoro & Surja		Jln. Industri Selatan Blok GG 1, Kawasan Industri Jababeka Desa Pasir Sari,, Kec. Cikarang Selatan, Kab. Bekasi 17550 <b>Phone</b> : (021) 898-30003, 898-30004 <b>Fax</b> : (021) 893-7143 <b>e-mail</b> : yadi@cahayakalbar.com <b>Web</b> : www.wilmarcahayaindonesia.com <b>CS</b> : Emmanuel Dwi Iriyadi <b>SAB</b> : PT Adimitra Jasa Korpora <b>PA</b> : Purwantono, Sungkoro & Surja

## Listed Companies

133.	<b>CENT</b> Centratama Telekomunikasi Indonesia Tbk. [S]	2   9   93	139.	<b>CMNP</b> Citra Marga Nusaphala Persada Tbk. [S]	1   7   72
	Pinang 22 Building 8th Fl. Jln. Ciputat Raya No.22A, Jakarta Selatan 12310 <b>Phone</b> : (022) 422-0818, (021) 3522323 <b>Fax</b> : (022) 422-0821 <b>e-mail</b> : wiwik.septriandewi@centratama.com <b>Web</b> : www.centrin.net.id <b>CS</b> : Wiwik Septriandewi <b>SAB</b> : PT Sinartama Gunita <b>PA</b> : Purwantono, Sungkoro & Surja			CMNP Building Jln. Yos Sudarso Kav. 28, Jakarta 14350 <b>Phone</b> : (021) 653-06930, 428-85282 <b>Fax</b> : (021) 653-06931, 428-85281 <b>e-mail</b> : indrawan@citramarga.com <b>Web</b> : www.citramarga.com <b>CS</b> : Indah Dahlia Lavie <b>SAB</b> : PT Raya Saham Registra <b>PA</b> : Kosasih, Nurdiyaman, Mulyadi, Tjahjo & Rekan	
134.	<b>CFIN</b> Clipan Finance Indonesia Tbk.	1   8   82	140.	<b>CMPP</b> Rimau Multi Putra Pratama Tbk. [S]	2   9   91
	Wisma SLIPI 6th Fl. Jln. Letjen. S. Parman Kav. 12, Jakarta 11480 <b>Phone</b> : (021) 530-8005 <b>Fax</b> : (021) 530-8026, 530-8027 <b>e-mail</b> : corporate_secretary@clipan.com <b>Web</b> : www.clipan.com <b>CS</b> : Jahja Anwar <b>SAB</b> : PT Blue Chip Mulia <b>PA</b> : Osman Bing Satrio & Eny			Rimau Group Building Jln. A.M. Sangaji No. 11 L-M, Jakarta 10130 <b>Phone</b> : (021) 6386-3768, 6386-4524 <b>Fax</b> : (021) 6386-4524 <b>e-mail</b> : corsec@rmpp.co.id <b>Web</b> : www.rmpp.co.id <b>CS</b> : Angela Surniati <b>SAB</b> : PT Datindo Entrycom <b>PA</b> : Achmad, Rasyid, Hisbullah & Jerry	
135.	<b>CINT</b> Chitose Internasional Tbk. [S]	2   5   55	141.	<b>CNKO</b> Eksploitasi Energi Indonesia Tbk. [S]	1   9   91
	Jln. Industri III No. 5 Kecamatan Cimahi Selatan, Kota Cimahi, Jawa Barat <b>Phone</b> : (022) 603-1900 <b>Fax</b> : (022) 603-1855 <b>e-mail</b> : fadjar@chitose-indonesia.com <b>Web</b> : www.chitose-indonesia.com <b>CS</b> : Fadjar Swatyas <b>SAB</b> : PT Sinartama Gunita <b>PA</b> : Gideon Adi & Rekan			Wisma Metropolitan I 16th Fl. Jln. Jend. Sudirman Kav. 29-31, Jakarta 12920 <b>Phone</b> : (021) 251-0603 <b>Fax</b> : (021) 251-0605 <b>e-mail</b> : jeffry.siahaan@energigroupindonesia.com <b>Web</b> : www.energigroupindonesia.com <b>CS</b> : Wim Andrian <b>SAB</b> : PT Datindo Entrycom <b>PA</b> : Hendrawinata Eddy Siddharta & Tanzil	
136.	<b>CITA</b> Cita Mineral Investindo Tbk.	2   2   23	142.	<b>CNTB</b> Century Textile Industry (Seri B) Tbk.	2   4   43
	Ratu Plaza Office Tower 22nd Fl. Jln. Jend. Sudirman No. 9, Jakarta Pusat 10270 <b>Phone</b> : (021) 725-1344 <b>Fax</b> : (021) 728-01978 <b>e-mail</b> : corsec@citamineral.com; <b>Web</b> : www.citamineral.com <b>CS</b> : Yusak Lumban Pardede <b>SAB</b> : PT Ficomindo Buana Registrar <b>PA</b> : Budiman, Wawan, Pamudji & Rekan			Jln. Raya Bogor Km. 27 Ciracas, Jakarta Timur <b>Phone</b> : (021) 877-11907, 871-6624 <b>Fax</b> : (021) 870-4294 <b>e-mail</b> : achmad_zalafik@ina.toray.co.id <b>Web</b> : - <b>CS</b> : Achmad Zalafik <b>SAB</b> : PT Centex Tbk <b>PA</b> : Budhi Taufik, Achmad Zalafik	
137.	<b>CKRA</b> Cakra Mineral Tbk. [S]	2   2   23	143.	<b>CNTX</b> Century Textile Industry (PS) Tbk.	2   4   43
	Komplek Perkantoran Red Top E 7-9 Jln. Raya Pecenongan No.72 , Kebon Kelapa, Jakarta Pusat 10120 <b>Phone</b> : (021) 351-9380 <b>Fax</b> : (021) 345-3704 <b>e-mail</b> : corporate.secretary@ckra.co.id <b>Web</b> : - <b>CS</b> : Dexter Sjarif Putra <b>SAB</b> : PT Sinartama Gunita <b>PA</b> : Johan Malonda Mustika & Rekan			Jln. Raya Bogor Km. 27 Ciracas, Jakarta Timur <b>Phone</b> : (021) 877-11907, 871-6624 <b>Fax</b> : (021) 870-4294 <b>e-mail</b> : achmad_zalafik@ina.toray.co.id <b>Web</b> : - <b>CS</b> : Achmad Zalafik <b>SAB</b> : PT Centex Tbk <b>PA</b> : Siddharta Widjaja & Rekan	
138.	<b>CLPI</b> Colorpak Indonesia Tbk. [S]	2   9   91	144.	<b>COWL</b> Cowell Development Tbk.	2   6   61
	Jln. Industri II Blok F No. 7, Pasir Jaya Jatiuwung - Tangerang 15135 <b>Phone</b> : (021) 590-1962 <b>Fax</b> : (021) 590-1963 <b>e-mail</b> : herlina@colorpak.co.id <b>Web</b> : www.colorpak.co.id <b>CS</b> : Herlina Hatorangan <b>SAB</b> : PT Sinartama Gunita <b>PA</b> : Purwantono, Sungkoro & Surja			Graha Atrium 3rd Fl. Jln. Senen Raya No. 135, Jakarta 10410 <b>Phone</b> : (021) 386-7868 <b>Fax</b> : (021) 386-2919 <b>e-mail</b> : corsec@cowelldev.com <b>Web</b> : - <b>CS</b> : Darwin Fernandes Manurung <b>SAB</b> : PT Ficomindo Buana Registrar <b>PA</b> : Teramihardja, Pradhono & Chandra	

## Listed Companies

145.	<b>CPGT</b> Citra Maharlika Nusantara Corpora Tbk.	2   7   74	146.	<b>CPIN</b> Charoen Pokphand Indonesia Tbk. [S]	1   3   36
<p>Graha Wijaya Puri Blok A/3-4 Jln. Wijaya II, Kebayoran Baru, Jakarta Selatan 12160 <b>Phone</b> : (021) 726-2762 <b>Fax</b> : (021) 7279-7566 <b>e-mail</b> : corporate.secretary@cipaganti.co.id <b>Web</b> : www.cipaganti.co.id <b>CS</b> : Jofial Mecca Alwis <b>SAB</b> : PT Datindo Entrycom <b>PA</b> : Hendrawinata Eddy Siddharta &amp; Tanzil</p>			<p>Jln. Ancol VIII/1 Jakarta 14430 <b>Phone</b> : (021) 692-7068, 691-9999 <b>Fax</b> : (021) 690-7324 <b>e-mail</b> : hadijanto@cp.co.id <b>Web</b> : www.cp.co.id <b>CS</b> : Hadijanto Kartika <b>SAB</b> : PT Adimitra Jasa Korpora <b>PA</b> : Purwantono, Sungkoro &amp; Surja</p>		
147.	<b>CPRO</b> Central Proteina Prima Tbk.	1   1   14	148.	<b>CSAP</b> Catur Sentosa Adiprana Tbk. [S]	1   9   93
<p>Wisma GKBI, 19th Fl. Jln. Jend. Sudirman Kav. 28, Jakarta 10210 <b>Phone</b> : (021) 578-51788 <b>Fax</b> : (021) 578-51808 <b>e-mail</b> : armand.ardika@cpp.co.id <b>Web</b> : www.cpp.co.id <b>CS</b> : Armand Ardika <b>SAB</b> : PT Ficomindo Buana Registrar <b>PA</b> : Purwantono, Sungkoro &amp; Surja</p>			<p>Jln. Daan Mogot Raya No. 234 Jakarta 11510 <b>Phone</b> : (021) 566-8801, 567-2622 <b>Fax</b> : (021) 566-9445 <b>e-mail</b> : corsec@csahome.com <b>Web</b> : www.mitra1-.com <b>CS</b> : Idrus Hermawan Widjajakusuma <b>SAB</b> : PT Datindo Entrycom <b>PA</b> : Purwantono, Sungkoro &amp; Surja</p>		
149.	<b>CTBN</b> Citra Tubindo Tbk. [S]	1   3   33	150.	<b>CTRA</b> Ciputra Development Tbk. [S]	1   6   61
<p>Wisma Metropolitan I, 11th Fl. Jln. Jendral Sudirman Kav. 29, Jakarta <b>Phone</b> : (021) 653-18447 <b>Fax</b> : (021) 571-2317 <b>e-mail</b> : ida@citramasbatam.com <b>Web</b> : www.citratubindo.com <b>CS</b> : Ida Napitupulu <b>SAB</b> : PT Sirca Datapro Perdana <b>PA</b> : Purwantono, Sungkoro &amp; Surja</p>			<p>Ciputra World 1 DBS Bank Tower 39th Fl. Jln. Prof. DR. Satrio Kav. 3-5, Jakarta 12940 <b>Phone</b> : (021) 2988-5858, 2988-6868, 2988-7878 <b>Fax</b> : (021) 2988-5858 <b>e-mail</b> : investor@ciputra.com <b>Web</b> : www.ciputradevelopment.com <b>CS</b> : Tulus Santoso Brotosiswojo <b>SAB</b> : PT EDI Indonesia <b>PA</b> : Purwantono, Sungkoro &amp; Surja</p>		
151.	<b>CTRP</b> Ciputra Property Tbk. [S]	1   6   61	152.	<b>CTRS</b> Ciputra Surya Tbk. [S]	1   6   61
<p>DBS Bank Tower 38th Fl., Ciputra World Jln. Prof. DR. Satrio Kav. 3-5, Jakarta 12940 <b>Phone</b> : (021) 2988-8898 <b>Fax</b> : (021) 2988-8899 <b>e-mail</b> : investor@ciputra.com <b>Web</b> : www.ciputra.com <b>CS</b> : Artadinata Djangkar <b>SAB</b> : PT EDI Indonesia <b>PA</b> : Purwantono, Sungkoro &amp; Surja</p>			<p>Ciputra World 1, DBS Bank Tower 39th Fl. Jln. Prof. DR. Satrio Kav. 3-5, Jakarta 12940 <b>Phone</b> : (021) 2988-5858, 2988-6868, 2988-7878 <b>Fax</b> : (021) 2988-8585 <b>e-mail</b> : investor@ciputra.com <b>Web</b> : www.ciputra.com <b>CS</b> : Nanik J. Santoso <b>SAB</b> : PT EDI Indonesia <b>PA</b> : Purwantono, Sungkoro &amp; Surja</p>		
153.	<b>CTTH</b> Citatah Tbk. [S]	2   2   24	154.	<b>DAJK</b> Dwi Aneka Jaya Kemasindo Tbk.	1   3   38
<p>Menara Prima Building 12th Fl. Jln. Lingkar Mega Kuningan Kav 6.2, Jakarta <b>Phone</b> : (021) 579-48098 <b>Fax</b> : (021) 579-48096 <b>e-mail</b> : tiffany@citatah.co.id <b>Web</b> : www.citatah.co.id <b>CS</b> : Risnawati S. Meliala <b>SAB</b> : PT EDI Indonesia <b>PA</b> : Mulyamin Sensi Suryanto &amp; Lianny</p>			<p>Jln. Industri Raya No. II/5 Kel. Pasir Jaya, Kec. Jatiuwung, Tangerang 15135 <b>Phone</b> : (021) 590-3636 <b>Fax</b> : (021) 5930-5801, 5931-1561 <b>e-mail</b> : hvparengkuan@yahoo.com <b>Web</b> : www.dajk.co.id <b>CS</b> : Dinna Afrianti <b>SAB</b> : PT Raya Saham Registra <b>PA</b> : Hadori Sugiarto Adi &amp; Rekan</p>		
155.	<b>DART</b> Duta Anggada Realty Tbk. [S]	1   6   61	156.	<b>DAYA</b> Duta Intidaya Tbk.	2   9   93
<p>Chase Plaza Tower 21st Fl. Jln. Jend. Sudirman Kav. 21, Jakarta <b>Phone</b> : (021) 520-8000, ext. 2190, 2133 <b>Fax</b> : (021) 520-8100 <b>e-mail</b> : aka@dutaanggada.com <b>Web</b> : www.dutaanggada.com <b>CS</b> : Aka Permata <b>SAB</b> : PT Sirca Datapro Perdana <b>PA</b> : Purwantono, Sungkoro &amp; Surja</p>			<p>Wisma Argo Manunggal 14th Fl., Jln. Jend Gatot Subroto Kav. 22 Karet Semanggi, Setiabudi, Jakarta Selatan, 12930 <b>Phone</b> : (021) 252-1131 <b>Fax</b> : (021) 252-1132 <b>e-mail</b> : corporate.secretary@watsons.co.id; <b>Web</b> : www.watsons.biz.id <b>CS</b> : Sukarnen <b>SAB</b> : PT Datindo Entrycom <b>PA</b> : Tanudireja, Wibisana, Rintis &amp; Rekan</p>		

## Listed Companies

157.	<b>DEFI</b>	<b>Danasupra Erapacific Tbk.</b>	2   8   82	153.	<b>DMAS</b>	<b>Puradelta Lestari Tbk. [S]</b>	1   6   61
		Equity Tower 49th Fl., Sudirman Central Business District (SCBD) Lot. 9 Jln. Jend. Sudirman Kav 52-53, Jakarta Selatan 12190 <b>Phone</b> : (021) 292-77916 <b>Fax</b> : (021) 2927-7915 <b>e-mail</b> : danasupra@cbn.net.id <b>Web</b> : - <b>CS</b> : Euodia Dewajanti (Yoke) <b>SAB</b> : PT Adimitra Jasa Korpora <b>PA</b> : Bambang Sudaryono, Drs. & Rekan				Jln. Kali Besar Barat No. 8 Kel. Roa Malaka, Kec. Tambora, Jakarta Barat <b>Phone</b> : (021) 690-8684 <b>Fax</b> : (021) 690-7623 <b>e-mail</b> : corsec@deltamas.co.id <b>Web</b> : www.kota-deltamas.com <b>CS</b> : Tondy Suwanto <b>SAB</b> : PT Sinartama Gunita <b>PA</b> : Mulyamin Sensi Suryanto & Lianny	
158.	<b>DEWA</b>	<b>Darma Henwa Tbk. [S]</b>	1   2   21	164.	<b>DNAR</b>	<b>Bank Dinar Indonesia Tbk.</b>	1   8   81
		Bakrie Tower Building 8th Fl., Rasuna Epicentrum Jln. Rasuna Said, Kuningan, Jakarta 12940 <b>Phone</b> : (021) 2991-2350 <b>Fax</b> : (021) 2991-2364; 2991-2365 <b>e-mail</b> : mukson.rosyidi@ptdh.co.id <b>Web</b> : www.ptdh.co.id <b>CS</b> : Mukson Arif Rosyidi <b>SAB</b> : PT Ficomindo Buana Registrar <b>PA</b> : Amir Abadi Jusuf, Aryanto, Mawar & Rekan				Jln. Ir. H. Juanda No. 12 Jakarta Pusat 10120 <b>Phone</b> : (021) 231-2633 <b>Fax</b> : (021) 231-2604 <b>e-mail</b> : idham0556@yahoo.com <b>Web</b> : www.bankdinar.co.id <b>CS</b> : Idham Aziz <b>SAB</b> : PT Ficomindo Buana Registrar <b>PA</b> : Hendrawinata Eddy Siddharta & Tanzil	
159.	<b>DGIK</b>	<b>Nusa Konstruksi Enjiniring Tbk. [S]</b>	1   6   62	165.	<b>DNET</b>	<b>Indoritel Makmur Internasional Tbk. [S]</b>	2   9   97
		Jln. Sunan Kalijaga No. 64 Kel. Melawai Kec. Kebayoran Baru, Jakarta 12160 <b>Phone</b> : (021) 722-1003, 726-7603 <b>Fax</b> : (021) 739-6580 <b>e-mail</b> : corporate@nusakonstruksi.com <b>Web</b> : www.nusakonstruksi.com <b>CS</b> : Djohan Halim <b>SAB</b> : PT Blue Chip Mulia <b>PA</b> : Johan Malonda Mustika & Rekan				Wisma Indoncement, 10th Fl. Jln. Jendral Sudirman Kav. 70-71, Jakarta 12910 <b>Phone</b> : (021) 2941-0709 <b>Fax</b> : (021) 2941-0701 <b>e-mail</b> : corsec@indoritel.co.id <b>Web</b> : www.indoritel.co.id <b>CS</b> : Kiki Yanto Gunawan <b>SAB</b> : PT Raya Saham Registra <b>PA</b> : Purwantono, Sungkoro & Surja	
160.	<b>DILD</b>	<b>Intiland Development Tbk. [S]</b>	1   6   61	166.	<b>DOID</b>	<b>Delta Dunia Makmur Tbk.</b>	2   2   21
		Intiland Tower, Penthouse Fl. Jln. Jend. Sudirman 32, Jakarta 10220 <b>Phone</b> : (021) 570-1912, 570-8088 <b>Fax</b> : (021) 570-0014, 570-0015 <b>e-mail</b> : theresia.rustandi@intiland.com <b>Web</b> : www.intiland.com <b>CS</b> : Theresia V. Rustandi <b>SAB</b> : PT EDI Indonesia <b>PA</b> : Mulyamin Sensi Suryanto & Lianny				Cyber 2 Tower, 28th Fl. Jln. HR Rasuna Said Blok X-5 No 13, Jakarta Selatan 12950 <b>Phone</b> : (021) 290-21352 <b>Fax</b> : (021) 290-21353 <b>e-mail</b> : ir@deltadunia.com <b>Web</b> : www.deltadunia.com <b>CS</b> : Errinto Pardede <b>SAB</b> : PT Datindo Entrycom <b>PA</b> : Aria Kanaka & Rekan	
161.	<b>DKFT</b>	<b>Central Omega Resources Tbk.</b>	2   2   23	167.	<b>DPNS</b>	<b>Duta Pertiwi Nusantara Tbk. [S]</b>	1   3   34
		Plaza Asia 6th Fl. Jln. Jend. Sudirman Kav. 59, Jakarta 12190 <b>Phone</b> : (021) 515-3533 <b>Fax</b> : (021) 515-3753 <b>e-mail</b> : corsec@centralomega.com <b>Web</b> : www.centralomega.com <b>CS</b> : Yohanes Supriady <b>SAB</b> : PT Sinartama Gunita <b>PA</b> : Mulyamin Sensi Suryanto & Lianny				Sudirman Tower 12C Fl. Jln. Jend. Sudirman Kav. 60, Jakarta <b>Phone</b> : (021) 522-6728 - 29 <b>Fax</b> : (021) 522-6779 <b>e-mail</b> : dpns_id@yahoo.com <b>Web</b> : - <b>CS</b> : Winata Indradjaja <b>SAB</b> : PT Datindo Entrycom <b>PA</b> : Paul Hadiwinata, Hidayat, Arsono, Achmad, Suharli & Rekan	
162.	<b>DLTA</b>	<b>Delta Djakarta Tbk.</b>	1   5   51	168.	<b>DPUM</b>	<b>Dua Putra Utama Makmur Tbk. [S]</b>	1   9   91
		Jln. Inspeksi Tarum Barat Desa Setiadharna, Kec. Tambun, Bekasi Timur, Jawa Barat 17510 <b>Phone</b> : (021) 882-2520 <b>Fax</b> : (021) 881-9424 <b>e-mail</b> : avfernandez@deltajkt.co.id <b>Web</b> : www.deltajkt.co.id <b>CS</b> : Alan De Vera Fernandez <b>SAB</b> : PT Sirca Datapro Perdana <b>PA</b> : Osman Bing Satrio & Eny				Nariba Office Suites & Pavilion Building, 6th Fl. Jln. Mampang Prapatan Raya No. 30, Jakarta Selatan - 12790 <b>Phone</b> : (021) 7231081, 7231084 <b>Fax</b> : (021) 7231084 <b>e-mail</b> : corsec@duaputra.com <b>Web</b> : www.duaputra.com <b>CS</b> : Imelda Feryani <b>SAB</b> : PT Raya Saham Registra <b>PA</b> : Hadori Sugiarto Adi & Rekan	

## Listed Companies

169.	<b>DSFI</b> Dharma Samudera Fishing Industries Tbk. [S]	1   1   14	175.	<b>ECII</b> Electronic City Indonesia Tbk. [S]	2   9   93
	Jln. Laks. RE Martadinata I (Industri II) Tanjung Priok, Jakarta 14310 <b>Phone</b> : (021) 430-1001, 437-1010, 435-3965 <b>Fax</b> : (021) 430-3412, 492-820 <b>e-mail</b> : marbun.kbh@gmail.com <b>Web</b> : - <b>CS</b> : Saut Marbun <b>SAB</b> : PT Sinartama Gunita <b>PA</b> : Tanubrata Sutanto Fahmi & Rekan			Jln. Jendral Sudirman Kav. 52-53 Lot. 22 Sudirman Central Business District (SCBD), Jakarta Selatan 12190 <b>Phone</b> : (021) 515-5577, ext. 5578 <b>Fax</b> : (021) 515-5919, 515-5920 <b>e-mail</b> : corporatesecretary@electronic-city.co.id <b>Web</b> : www.electronic-city.com <b>CS</b> : Wiradi <b>SAB</b> : PT Ficomindo Buana Registrar <b>PA</b> : Mulyamin Sensi Suryanto & Lianny	
170.	<b>DSNG</b> Dharma Satya Nusantara Tbk.	1   1   12	176.	<b>EKAD</b> Ekadharna International Tbk. [S]	1   3   34
	Sapta Mulia Center, Jln. Rawa Gelam V Kav.OR/3B Kawasan Industri Pulo Gadung, Jakarta 13930 <b>Phone</b> : (021) 461-8135 <b>Fax</b> : (021) 460-6942 <b>e-mail</b> : corsec@dsn.co.id <b>Web</b> : www.dsn.co.id <b>CS</b> : Paulina Suryanti <b>SAB</b> : PT Raya Saham Registra <b>PA</b> : Siddharta Widjaja & Rekan			Galeri Niaga Mediterania 2 Blok L8 F-G Pantai Indah Kapuk, Jakarta Utara 14460 <b>Phone</b> : 021-588-3090 <b>Fax</b> : 021-588-3091 <b>e-mail</b> : liephing@kdy.ekadharna.com <b>Web</b> : www.ekadharna.com <b>CS</b> : Lie Phing <b>SAB</b> : PT Adimitra Jasa Korpora <b>PA</b> : Budiman, Wawan, Pamudji & Rekan	
171.	<b>DSSA</b> Dian Swastatika Sentosa Tbk. [S]	1   9   91	177.	<b>ELSA</b> Elnusa Tbk. [S]	1   2   22
	Sinar Mas Land Plaza, Tower II, 27th Fl. Jln. M.H. Thamrin No. 51, Jakarta 10350 <b>Phone</b> : (021) 319-90258 <b>Fax</b> : (021) 319-90259 <b>e-mail</b> : hermawan.tarjono@dss.co.id <b>Web</b> : www.dss.co.id <b>CS</b> : Hermawan Tarjono <b>SAB</b> : PT Sinartama Gunita <b>PA</b> : Mulyamin Sensi Suryanto & Lianny			Graha Elnusa Jln. T.B. Simatupang Kav. 1B, Jakarta 12560 <b>Phone</b> : (021) 788-30850 <b>Fax</b> : (021) 788-30970 <b>e-mail</b> : fusman@elnusa.co.id <b>Web</b> : www.elnusa.co.id <b>CS</b> : Fajriyah Usman <b>SAB</b> : PT Datindo Entrycom <b>PA</b> : Purwantonono, Sungkoro & Surja	
172.	<b>DUTI</b> Duta Pertiwi Tbk. [S]	2   6   61	178.	<b>ELTY</b> Bakrieland Development Tbk.	1   6   61
	Sinar Mas Land Plaza Grand Boulevard, BSD Green Office Park, Tangerang 15345 <b>Phone</b> : (021) 503-68368 <b>Fax</b> : (021) 537-3008 <b>e-mail</b> : hermawan.wijaya@sinarmasland.com <b>Web</b> : - <b>CS</b> : Susan <b>SAB</b> : PT Sinartama Gunita <b>PA</b> : Mulyamin Sensi Suryanto & Lianny			Wisma Bakrie 1, 6th & 7th Fl. Jln. H.R. Rasuna Said Kav. B-1, Jakarta 12920 <b>Phone</b> : (021) 525-7835 <b>Fax</b> : (021) 522-5063 <b>e-mail</b> : info@bakrieland.com <b>Web</b> : www.bakrieland.com <b>CS</b> : Erry Zulamri Djaelani <b>SAB</b> : PT Sinartama Gunita <b>PA</b> : Kosasih, Nurdiyaman, Mulyadi, Tjahjo & Rekan	
173.	<b>DVLA</b> Darya-Varia Laboratoria Tbk. [S]	1   5   53	179.	<b>EMDE</b> Megapolitan Developments Tbk. [S]	2   6   61
	Talavera Office Park 8th-10th Fl. Jln. Letjen. T.B. Simatupang No. 22-26, Jakarta 12430 <b>Phone</b> : (021) 759-24500, 729-24500 <b>Fax</b> : (021) 759-24501 <b>e-mail</b> : frida.chalid@darya-varia.com <b>Web</b> : http://www.darya-varia.com <b>CS</b> : Frida O. Chalid <b>SAB</b> : PT Sharestar Indonesia <b>PA</b> : Purwantonono, Sungkoro & Surja			The Bellagio Residence - Management Office Jln. Mega Kuningan Barat Kav. E4 No. 3, Jakarta 12950 <b>Phone</b> : (021) 300-19938 <b>Fax</b> : (021) 300-19939 <b>e-mail</b> : corporate.secretary@megapolitan-group.com <b>Web</b> : www.megapolitan-group.com <b>CS</b> : Fanny Setiati Sutanto <b>SAB</b> : PT Adimitra Jasa Korpora <b>PA</b> : Jansen Ramdan	
174.	<b>DYAN</b> Dyandra Media International Tbk. [S]	1   9   99	180.	<b>EMTK</b> Elang Mahkota Teknologi Tbk.	1   9   95
	The City Tower 7th Fl. Jln. M.H Thamrin 81, Jakarta Pusat 10310 <b>Phone</b> : (021) 319-96077, ext 245 <b>Fax</b> : (021) 319-96277 <b>e-mail</b> : corsec@dyandramedia.com <b>Web</b> : www.dyandramedia.com <b>CS</b> : Daswar Marpaung <b>SAB</b> : PT Raya Saham Registra <b>PA</b> : Kosasih, Nurdiyaman, Mulyadi, Tjahjo & Rekan			SCTV Tower 18th Fl. - Senayan City Jln. Asia Afrika Lot. 19, Jakarta 10270 <b>Phone</b> : (021) 7278-2066 <b>Fax</b> : (021) 7278-2066, 7278-2194 <b>e-mail</b> : monika.krisnamurti@emtek.co.id <b>Web</b> : www.emtek.co.id <b>CS</b> : Monika Ida Krisnamurti <b>SAB</b> : PT Raya Saham Registra <b>PA</b> : Purwantonono, Sungkoro & Surja	



## Listed Companies

181.	<b>ENRG</b> Energi Mega Persada Tbk.	2   2   22	187.	<b>ETWA</b> Eterindo Wahanatama Tbk.	1   3   34
	Bakrie Tower, 32nd Fl. Rasuna Epicentrum Jln. HR Rasuna Said, Jakarta 12960 <b>Phone</b> : (021) 2994-1540 <b>Fax</b> : (021) 2994-1541 <b>e-mail</b> : riri.harahap@energi-mp.com <b>Web</b> : www.energi-mp.com <b>CS</b> : Riri Hosniari Harahap <b>SAB</b> : PT Ficomindo Buana Registrar <b>PA</b> : Y. Santosa & Rekan			Chase Plaza, 11th Fl. Jln. Jend. Sudirman Kav. 21, Jakarta 12920 <b>Phone</b> : (021) 259-89838 <b>Fax</b> : (021) 259-89839 <b>e-mail</b> : corsec@eterindo.com <b>Web</b> : www.eterindo.com <b>CS</b> : Sussy Nurikafitri <b>SAB</b> : PT Sirca Datapro Perdana <b>PA</b> : Kosasih, Nurdiyaman, Mulyadi, Tjahjo & Rekan	
182.	<b>EPMT</b> Enseval Putra Megatrading Tbk. [S]	2   9   91	188.	<b>EXCL</b> XL Axiata Tbk. [S]	1   7   73
	Pulo Lentut No.10 Kawasan Industri Pulo Gadung, Jakarta 13920 <b>Phone</b> : (021) 468-22422 <b>Fax</b> : (021) 460-9039 <b>e-mail</b> : amelia_bharata@enseval.com <b>Web</b> : www.enseval.com <b>CS</b> : Amelia Bharata <b>SAB</b> : PT Adimitra Jasa Korpora <b>PA</b> : Purwantono, Sungkoro & Surja			Grha XL, Jln. DR. Ide Anak Agung Gde Agung Lot. E4 - 7 No. 1, Kawasan Mega Kuningan, Jakarta Selatan 12950 <b>Phone</b> : (021) 576-1881 <b>Fax</b> : (021) 576-1880 <b>e-mail</b> : murni@xl.co.id <b>Web</b> : www.xl.co.id <b>CS</b> : Murni Nurdini <b>SAB</b> : PT Datindo Entrycom <b>PA</b> : Tanudiredja, Wibisana, Rintis & Rekan	
183.	<b>ERAA</b> Erajaya Swasembada Tbk. [S]	1   9   93	189.	<b>FAST</b> Fast Food Indonesia Tbk. [S]	2   9   94
	Jln. Gedong Panjang No. 29 - 31 Jakarta 11240 <b>Phone</b> : (021) 690-5050 <b>Fax</b> : (021) 698-31225 <b>e-mail</b> : djatmiko.wardoyo@erajaya.com <b>Web</b> : www.erajaya.com <b>CS</b> : Djatmiko Wardoyo <b>SAB</b> : PT Raya Saham Registra <b>PA</b> : Purwantono, Sungkoro & Surja			Jln. M.T. Haryono Kav. 7 Jakarta 12810 <b>Phone</b> : (021) 831-0919, 829-8390, 830-9382, 830-9383 <b>Fax</b> : (021) 829-8387, 830-0569 <b>e-mail</b> : jd.juwono@kfcindonesia.com <b>Web</b> : www.kfcindonesia.com <b>CS</b> : J. Dalimin Juwono <b>SAB</b> : PT Raya Saham Registra <b>PA</b> : Purwantono, Sungkoro & Surja	
184.	<b>ERTX</b> Eratex Djaja Tbk.	2   4   43	190.	<b>FASW</b> Fajar Surya Wisesa Tbk.	1   3   38
	Spazio Building 3rd Fl., Unit 319 - 321, Graha Festival Kav. 3 - Graha Family, Jln. Mayjen Yono Soewoyo, Surabaya 60216 <b>Phone</b> : (021) 5288-0055, (031) 9900-1101 <b>Fax</b> : (021) 5288-0111, (031) 9900-1115 <b>e-mail</b> : juliarti@eratex.co.id; corpsec@eratex.co.id <b>Web</b> : www.eratexco.com <b>CS</b> : Juliarti Pudji Kurniawati <b>SAB</b> : PT Sharestar Indonesia <b>PA</b> : Paul Hadiwinata, Hidajat, Arsono, Achmad, Suharli & Rekan			Jln. Abdul Muis No. 30, Kampung Gardu Sawah RT 001/ RW 01 No. 1 Desa Kalijaya Cikarang Barat Bekasi, Jakarta 10160 <b>Phone</b> : (021) 344-1316 <b>Fax</b> : (021) 345-7643 <b>e-mail</b> : legalfasw@fajarpaper.com; marco@fajarpaper.com <b>Web</b> : www.fajarpaper.com <b>CS</b> : Marco Hardy <b>SAB</b> : PT Datindo Entrycom <b>PA</b> : Osman Bing Satrio & Eny	
185.	<b>ESSA</b> Surya Esa Perkasa Tbk. [S]	1   2   22	191.	<b>FISH</b> FKS Multi Agro Tbk. [S]	2   9   91
	DBS Bank Tower 18th Fl., Ciputra World 1 Jakarta Jln. Prof. Dr. Satrio Kav. 3-5, Jakarta Selatan 12940 <b>Phone</b> : (021) 2988-5600 <b>Fax</b> : (021) 2988-5601 <b>e-mail</b> : corporate.secretary@sep.co.id <b>Web</b> : www.sep.co.id <b>CS</b> : Sugiri Soedjijo <b>SAB</b> : PT Datindo Entrycom <b>PA</b> : Osman Bing Satrio & Eny			Sampoerna Strategic Square North Tower 3rd Fl. Jln. Jend. Sudirman Kav. 45-46, Jakarta 12190 <b>Phone</b> : (021) 579-50889 <b>Fax</b> : (021) 579-50890 <b>e-mail</b> : corpsec@fksmultiagro.co.id <b>Web</b> : www.fksmultiagro.com <b>CS</b> : Sofia Ridmarini <b>SAB</b> : PT BSR Indonesia <b>PA</b> : Purwantono, Sungkoro & Surja	
186.	<b>ESTI</b> Ever Shine Textile Industry Tbk.	1   4   43	192.	<b>FMII</b> Fortune Mate Indonesia Tbk. [S]	2   6   61
	Jln. H. Fachruddin No. 16 Jakarta 10250 <b>Phone</b> : (021) 316-0238 <b>Fax</b> : (021) 316-0271, 316-0260 <b>e-mail</b> : erlien@evershinetex.com <b>Web</b> : www.evershinetex.com <b>CS</b> : Erlie Lindawati S. <b>SAB</b> : PT Raya Saham Registra <b>PA</b> : Purwantono, Sungkoro & Surja			Bank Yudha Bhakti Building, 5th Fl. Jln. Raya Darmo No. 54-56, Surabaya 60265, Jawa Timur <b>Phone</b> : (031) 561-2818 <b>Fax</b> : (031) 562-0968 <b>e-mail</b> : fmii@indosat.net.id <b>Web</b> : - <b>CS</b> : Agustinus Agus Sunarto <b>SAB</b> : PT Sinartama Gunita <b>PA</b> : Supoyo, Sutjahjo, Subyantara & Rekan	

## Listed Companies

193.	<b>FORU</b> Fortune Indonesia Tbk.	2   9   95	199.	<b>GEMA</b> Gema Grahasarana Tbk. [S]	2   9   99
	Galaktika Building Jln. Harsono R.M. No. 2, Jakarta 12550 <b>Phone</b> : (021) 782-7989 <b>Fax</b> : (021) 788-47524 <b>e-mail</b> : corsec@foru.co.id <b>Web</b> : www.foru.co.id <b>CS</b> : Indira Abidin <b>SAB</b> : PT Sinartama Gunita <b>PA</b> : Kosasih, Nurdiyaman, Mulyadi, Tjahjo & Rekan			Graha Vivere, 8th Fl. Jln. Letjen. S. Parman No. 6, Jakarta 11480 <b>Phone</b> : (021) 536-51588 <b>Fax</b> : (021) 536-51587, 536-51569, 536-51579, 536-51559 <b>e-mail</b> : corporate.secretary@vivere.co.id <b>Web</b> : www.vivere.co.id <b>CS</b> : Maria Natalia Agus <b>SAB</b> : PT Adimitra Jasa Korpora <b>PA</b> : Tanubrata Sutanto Fahmi & Rekan	
194.	<b>FPNI</b> Lotte Chemical Titan Tbk. [S]	2   3   35	200.	<b>GEMS</b> Golden Energy Mines Tbk. [S]	1   2   21
	Setiabudi Building 2, 3rd Fl. Suite 306 - 307 Jln. H.R. Rasuna Said Kav. 62, Jakarta 12920 <b>Phone</b> : (021) 529-07008 <b>Fax</b> : (021) 529 07281 <b>e-mail</b> : www.lottechem.co.id <b>Web</b> : bambangb@lottechem.co.id <b>CS</b> : Johanes Bambang Budihardja <b>SAB</b> : PT Adimitra Jasa Korpora <b>PA</b> : Purwantono, Sungkoro & Surja			Sinar Mas Land Plaza, Menara II, 6th Fl. Jln. MH Thamrin No 51, Jakarta 10350 <b>Phone</b> : (021) 501-86888 <b>Fax</b> : (021) 319-90319 <b>e-mail</b> : corsec@goldenenergymines.com <b>Web</b> : www.goldenenergymines.com <b>CS</b> : Sudin <b>SAB</b> : PT Sinartama Gunita <b>PA</b> : Purwantono, Sungkoro & Surja	
195.	<b>FREN</b> Smartfren Telecom Tbk.	1   7   73	201.	<b>GGRM</b> Gudang Garam Tbk.	1   5   52
	Kantor Smartfren Jln. H. Agus Salim No. 45 Menteng - Sabang, Jakarta 10340 <b>Phone</b> : (021) 319-22255 <b>Fax</b> : (021) 315-6853 <b>e-mail</b> : corpsec.division@smartfren.com <b>Web</b> : www.smartfren.com <b>CS</b> : James Wewengkan <b>SAB</b> : PT Sinartama Gunita <b>PA</b> : Mulyamin Sensi Suryanto & Lianny			Jakarta: Jln. Jend. A. Yani No. 79, Jakarta - 10510 Kediri: Jln. Semampir II/1 Kediri 64121 <b>Phone</b> : (021) 420-2460, (0354) 682-091 <b>Fax</b> : (021) 424-3136, (0354) 681-555 <b>e-mail</b> : corporate_secretary@gudanggaramtbk.com <b>Web</b> : www.gudanggaramtbk.com <b>CS</b> : Heru Budiman <b>SAB</b> : PT Raya Saham Registra <b>PA</b> : Siddharta Widjaja & Rekan	
196.	<b>GAMA</b> Gading Development Tbk. [S]	1   6   61	202.	<b>GIAA</b> Garuda Indonesia (Persero) Tbk. [S]	1   7   74
	Office 8, 5th Fl. Unit F, SCBD Lot. 28 Jln. Jend. Sudirman Kav. 52-53, Jakarta 12190 <b>Phone</b> : (021) 2953-0780 <b>Fax</b> : (021) 2953-0770 <b>e-mail</b> : info@gadingdevelopment.com <b>Web</b> : www.gadingdevelopment.com <b>CS</b> : Tigor Mangapul Situmeang <b>SAB</b> : PT Ficomindo Buana Registrar <b>PA</b> : Herman, Dody Tanumihardja & Rekan			Management Building, Garuda City Bandara Udara Internasional Soekarno Hatta , Cengkareng 19120 <b>Phone</b> : (021) 256-01028 <b>Fax</b> : (021) 256-01028, 231-1223 <b>e-mail</b> : heri.akhyar@garuda-indonesia.com <b>Web</b> : www.garuda-indonesia.com <b>CS</b> : Heri Akhyar <b>SAB</b> : PT Datindo Entrycom <b>PA</b> : Osman Bing Satrio & Eny	
197.	<b>GDST</b> Gunawan Dianjaya Steel Tbk. [S]	2   3   33	203.	<b>GJTL</b> Gajah Tunggul Tbk.	1   4   42
	Jln. Margomulyo 29A Surabaya 60183, Jawa Timur <b>Phone</b> : (031) 749-0598 <b>Fax</b> : (031) 749-0581 <b>e-mail</b> : secretary@gunawansteel.com <b>Web</b> : www.gunawansteel.com <b>CS</b> : Saiful Fuad <b>SAB</b> : PT BSR Indonesia <b>PA</b> : Hadori Sugiarjo Adi & Rekan			Wisma Hayam Wuruk 14th Fl. Jln. Hayam Wuruk No. 8, Jakarta <b>Phone</b> : (021) 380-5916 <b>Fax</b> : (021) 380-5663 <b>e-mail</b> : gajahjak@rad.net.id <b>Web</b> : www.gt-tires.com <b>CS</b> : Catharina Widjaja <b>SAB</b> : PT Datindo Entrycom <b>PA</b> : Osman Bing Satrio & Eny	
198.	<b>GDYR</b> Goodyear Indonesia Tbk. [S]	1   4   42	204.	<b>GLOB</b> Global Teleshop Tbk.	2   9   93
	Jln. Pemuda No. 27 Bogor 16161 <b>Phone</b> : (0251) 832-2071 <b>Fax</b> : (0251) 832-8088 <b>e-mail</b> : agus.setyanegara@goodyear.com <b>Web</b> : www.goodyear.com <b>CS</b> : Agus Setyanegara <b>SAB</b> : PT Blue Chip Mulia <b>PA</b> : Tanudiredja, Wibisana, Rintis & Rekan			Jln. Kebon Sirih Raya Kav. 63 Jakarta Pusat 10340 <b>Phone</b> : (021) 391-5677 <b>Fax</b> : (021) 799-0912, 391-5671 <b>e-mail</b> : nelson@globalteleshop.co.id <b>Web</b> : www.globalteleshop.com <b>CS</b> : Nelson Parulian Lunggu <b>SAB</b> : PT Raya Saham Registra <b>PA</b> : Purwantono, Sungkoro & Surja	

## Listed Companies

205.	<b>GMCW</b>	<b>Grahamas Citrawisata Tbk.</b>	2	9   94	211.	<b>GSMF</b>	<b>Equity Development Investment Tbk.</b>	2	8   89
		Medco II Building, 4th Fl. Jln. Ampera Raya No. 20, Jakarta 12560 <b>Phone</b> : (021) 782-2057 <b>Fax</b> : (021) 780-4836 <b>e-mail</b> : putu@darmadji.co.id <b>Web</b> : - <b>CS</b> : Ngakan Putu Adhiriana <b>SAB</b> : PT Blue Chip Mulia <b>PA</b> : Bayudi Watu & Rekan					Wisma Sudirman 6th Fl. Jln. Jend. Sudirman Kav. 34, Jakarta <b>Phone</b> : (021) 573-9330 <b>Fax</b> : (021) 570-9050 <b>e-mail</b> : equitydevin@indosat.net.id <b>Web</b> : - <b>CS</b> : Tan Kurniawan Sutandar <b>SAB</b> : PT Datindo Entrycom <b>PA</b> : Purwantono, Sungkoro & Surja		
206.	<b>GMTD</b>	<b>Gowa Makassar Tourism Development Tbk. [S]</b>	2	6   61	212.	<b>GTBO</b>	<b>Garda Tujuh Buana Tbk.</b>	2	2   21
		Jln. Metro Tanjung Bunga, Mall GTC GA-9 No. 1B Tanjung Bunga Makassar, Sulawesi Selatan <b>Phone</b> : (0411) 811-3456 <b>Fax</b> : (0411) 811-3494 <b>e-mail</b> : andy.gunawan@tanjungbunga.com <b>Web</b> : - <b>CS</b> : Andy Gunawan <b>SAB</b> : PT Sharestar Indonesia <b>PA</b> : Amir Abadi Jusuf, Aryanto, Mawar & Rekan					Menara Hijau Building 5th Fl. Suite 501A Jln. MT Haryono Kav. 33 Pancoran, Jakarta 12770 <b>Phone</b> : (021) 794-3947 <b>Fax</b> : (021) 794-2650 <b>e-mail</b> : corporate.secretary@gtb-indonesia.com <b>Web</b> : - <b>CS</b> : Narinder Kumar <b>SAB</b> : PT Datindo Entrycom <b>PA</b> : Ellya Noorlisyati & Rekan		
207.	<b>GOLD</b>	<b>Golden Retailindo Tbk. [S]</b>	2	9   93	213.	<b>GWSA</b>	<b>Greenwood Sejahtera Tbk. [S]</b>	2	6   61
		Jln. Gunung Sahari No. 59 Jakarta Pusat 10610 <b>Phone</b> : (021) 421-6989 ext. 217 <b>Fax</b> : (021) 420-9795 <b>e-mail</b> : corporatesecretary@golden-truly.com <b>Web</b> : - <b>CS</b> : Riady Nata <b>SAB</b> : PT Blue Chip Mulia <b>PA</b> : Anwar & Rekan					The City Tower, 30th Fl. Jln. M.H. Thamrin No. 81, Jakarta <b>Phone</b> : (021) 319-96000 <b>Fax</b> : (021) 319-96008 <b>e-mail</b> : pr@greenwoodsejahtera.com <b>Web</b> : www.greenwoodsejahtera.com <b>CS</b> : Linda Halim <b>SAB</b> : PT Adimitra Jasa Korpora <b>PA</b> : Osman Bing Satrio & Eny		
208.	<b>GOLL</b>	<b>Golden Plantation Tbk.</b>	2	1   12	214.	<b>GZCO</b>	<b>Gozco Plantations Tbk. [S]</b>	1	1   12
		Alun Graha Building, 1st Fl. Jln. Prof. DR. Soepomo, SH, No. 233, Tebet, Jakarta Selatan <b>Phone</b> : (021) 837-8775 <b>Fax</b> : (021) 835-1215 <b>e-mail</b> : vito.p@tigapilar.com <b>Web</b> : - <b>CS</b> : Eric Firmansyah <b>SAB</b> : PT Sinartama Gunita <b>PA</b> : Amir Abadi Jusuf, Aryanto, Mawar & Rekan					Graha Permata Pancoran Building Jln. Raya Pasar Minggu 32C/10, Jakarta 12780 <b>Phone</b> : (021) 799-5676 <b>Fax</b> : (021) 799-5663 <b>e-mail</b> : liviana@gozco.com <b>Web</b> : - <b>CS</b> : Liviana <b>SAB</b> : PT Adimitra Jasa Korpora <b>PA</b> : Doli, Bambang, Sulistiyanto, Dadang & Ali		
209.	<b>GPRA</b>	<b>Perdana Gapuraprima Tbk. [S]</b>	1	6   61	215.	<b>HADE</b>	<b>HD Capital Tbk.</b>	2	8   83
		Bellezza Arcade 2nd Fl., The Bellezza Permata Hijau Jln. Letjen. Soepeno No. 34, Arteri Permata Hijau, Jakarta 12210 <b>Phone</b> : (021) 536-71717, 536-62960 <b>Fax</b> : (021) 536-51359 <b>e-mail</b> : corsec@gapuraprima.com <b>Web</b> : www.gapuraprima.com <b>CS</b> : Rosihan Saad <b>SAB</b> : PT Sinartama Gunita <b>PA</b> : Kosasih, Nurdiyaman, Mulyadi, Tjahjo & Rekan					Sona Topas Tower 11th Fl. Jln. Jend. Sudirman Kav. 26, Jakarta 12920 <b>Phone</b> : (021) 250-6337 <b>Fax</b> : (021) 250-6351, 250-6352 <b>e-mail</b> : hanun@hdx.co.id <b>Web</b> : www.hdx.co.id <b>CS</b> : Nurul Hanun <b>SAB</b> : PT Ficomindo Buana Registrar <b>PA</b> : Tanubrata Sutanto Fahmi & Rekan		
210.	<b>GREN</b>	<b>Evergreen Invesco Tbk. [S]</b>	1	9   91	216.	<b>HDFA</b>	<b>Radana Bhaskara Finance Tbk.</b>	1	8   82
		Graha CIMB Niaga Building, 22th Fl. Jln. Jend. Sudirman Kav. 58, Jakarta 12190 <b>Phone</b> : (021) 250-5025 <b>Fax</b> : (021) 250-5026 <b>e-mail</b> : evergreen_invesco@yahoo.com <b>Web</b> : www.evergreeninvesco.com <b>CS</b> : Ari Torando <b>SAB</b> : PT Ficomindo Buana Registrar <b>PA</b> : Achmad, Rasyid, Hisbullah & Jerry					The Blugreen Boutique Office 5th Fl. Jln. Lingkar Luar Barat Kav. 88, Jakarta 11610 <b>Phone</b> : (021) 295-27300 <b>Fax</b> : (021) 295-27301 <b>e-mail</b> : novita_frestiani@hdfinance.co.id <b>Web</b> : www.hdfinance.co.id <b>CS</b> : Andoko <b>SAB</b> : PT Adimitra Jasa Korpora <b>PA</b> : Purwantono, Sungkoro & Surja		

## Listed Companies

217.	<b>HDTX</b>	<b>Panasia Indo Resources Tbk.</b>	1   4   43	223.	<b>HOTL</b>	<b>Saraswati Griya Lestari Tbk.</b>	1   9   94
		Jln. Moh. Toha KM 6 Kabupaten Bandung <b>Phone</b> : (022) 520-2930 <b>Fax</b> : (022) 520-5881 <b>e-mail</b> : secretary@panasiagroup.co.id <b>Web</b> : www.panasiagroup.co.id <b>CS</b> : Astiya <b>SAB</b> : PT Adimitra Jasa Korpora <b>PA</b> : Bambang Sudaryono, Drs. & Rekan				The Bellezza Shopping Arcade 1st Fl., No. 130-131 Jln. Letjen Soepeno No. 34, Arteri Permata Hijau, Jakarta 12210 <b>Phone</b> : (021) 256-75505 <b>Fax</b> : (021) 256-75572 <b>e-mail</b> : corsec@saraswatigriyalestari.com <b>Web</b> : www.saraswatiborobudur.com <b>CS</b> : Tubagus Yudi Yuniardi <b>SAB</b> : PT Adimitra Jasa Korpora <b>PA</b> : Gideon Adi & Rekan	
218.	<b>HERO</b>	<b>Hero Supermarket Tbk. [S]</b>	1   9   93	224.	<b>HRUM</b>	<b>Harum Energy Tbk. [S]</b>	1   2   21
		Graha Hero, CBD Bintaro Jaya Sektor 7 Blok B7/A7 Pondok Jaya, Pondok Aren, Tangerang Selatan 15224 <b>Phone</b> : (021) 8378-8388 <b>Fax</b> : (021) 831-7764, 831-19255 <b>e-mail</b> : iwan_nurdiansyah@hero.co.id <b>Web</b> : www.hero.co.id <b>CS</b> : Iwan Nurdiansyah <b>SAB</b> : PT EDI Indonesia <b>PA</b> : Tanudiredja, Wibisana, Rintis & Rekan				Deutsche Bank Building, 9th Fl. Jln. Imam Bonjol No. 80, Jakarta Pusat, 10310 <b>Phone</b> : (021) 3983-1288 <b>Fax</b> : (021) 3983-1289 <b>e-mail</b> : corsec@harumenergy.com <b>Web</b> : www.harumenergy.com <b>CS</b> : Made Satya Pahala Putra <b>SAB</b> : PT Datindo Entrycom <b>PA</b> : Osman Bing Satrio & Eny	
219.	<b>HEXA</b>	<b>Hexindo Adiperkasa Tbk.</b>	1   9   91	225.	<b>IATA</b>	<b>Indonesia Transport &amp; Infrastructure Tbk. [S]</b>	2   7   74
		Jln. Pulo Kambing II Kav. 1 - 2 No. 33 Kawasan Industri Pulo Gadung, Jakarta 13930 <b>Phone</b> : (021) 461-1688 <b>Fax</b> : (021) 461-1686 <b>e-mail</b> : maryati@hexindo-tbk.co.id <b>Web</b> : www.hexindo-tbk.co.id <b>CS</b> : A Maryati <b>SAB</b> : PT Sirca Datapro Perdana <b>PA</b> : Purwantono, Sungkoro & Surja				MNC Tower 22nd Fl., Jln. Kebon Sirih No.17-19 Kebon Sirih, Menteng, Jakarta Pusat 10340 <b>Phone</b> : (021) 391-2935 <b>Fax</b> : (021) 391-2941 <b>e-mail</b> : corporate.secretary@indonesia-air.com <b>Web</b> : www.indonesia-air.com <b>CS</b> : Reinhard Simanjuntak <b>SAB</b> : PT BSR Indonesia <b>PA</b> : Noor Salim, Nursehan & Sinarahardja	
220.	<b>HITS</b>	<b>Humpuss Intermoda Transportasi Tbk. [S]</b>	1   7   74	226.	<b>IBFN</b>	<b>Intan Baruprana Finance Tbk.</b>	2   8   82
		Granadi Building 7th & 8th Fl. Jln. H.R. Rasuna Said Kav. X-1 No. 8 - 9, Jakarta 12950 <b>Phone</b> : (021) 252-4114 <b>Fax</b> : (021) 252-4466, 252-4477 <b>e-mail</b> : corpsec@hits.co.id <b>Web</b> : www.hits.co.id <b>CS</b> : Daryono <b>SAB</b> : PT EDI Indonesia <b>PA</b> : Purwantono, Sungkoro & Surja				INTA Building, Ground Floor Jln. Raya Cakung Cilincing KM. 3.5, Jakarta 14130 <b>Phone</b> : (021) 440 - 1408, 440 - 8442 <b>Fax</b> : (021) 440 - 8441 <b>e-mail</b> : corsec@ibf.co.id <b>Web</b> : www.ibf.co.id <b>CS</b> : Jonggi Siallagan <b>SAB</b> : PT Datindo Entrycom <b>PA</b> : Osman Bing Satrio & Eny	
221.	<b>HMSP</b>	<b>HM Sampoerna Tbk.</b>	1   5   52	227.	<b>IBST</b>	<b>Inti Bangun Sejahtera Tbk. [S]</b>	1   7   75
		One Pacific Place 18th Fl., SCBD Jln. Jend. Sudirman Kav. 52-53, Jakarta 12190 <b>Phone</b> : (021) 515-1234 <b>Fax</b> : (021) 515-2234 <b>e-mail</b> : lke.Andriani@sampoerna.com <b>Web</b> : www.sampoerna.co.id <b>CS</b> : lke Andriani <b>SAB</b> : PT Sirca Datapro Perdana <b>PA</b> : Tanudiredja, Wibisana, Rintis & Rekan				Jln. Riau No. 23, Menteng Jakarta 10350 <b>Phone</b> : (021) 319-35919 <b>Fax</b> : (021) 390-3473 <b>e-mail</b> : merciana.anggani@ibstower.com <b>Web</b> : www.ibstower.com <b>CS</b> : Merciana Anggani <b>SAB</b> : PT Sinartama Gunita <b>PA</b> : Tanubrata Sutanto Fahmi & Rekan	
222.	<b>HOME</b>	<b>Hotel Mandarine Regency Tbk. [S]</b>	2   9   94	228.	<b>ICBP</b>	<b>Indofood CBP Sukses Makmur Tbk. [S]</b>	1   5   51
		Goodway Hotel Jln. Imam Bonjol No. 1, Nagoya, Batam 29432 <b>Phone</b> : (0778) 426-888 <b>Fax</b> : (0778) 458-057 <b>e-mail</b> : chevalierhenry@yahoo.co.id <b>Web</b> : - <b>CS</b> : Henry Chevalier <b>SAB</b> : PT Adimitra Jasa Korpora <b>PA</b> : Herman, Dody Tanumihardja & Rekan				Sudirman Plaza, Indofood Tower 25th Fl. Jln. Jend. Sudirman Kav. 76 - 78, Jakarta 12910 <b>Phone</b> : (021) 5795-8822 <b>Fax</b> : (021) 5793-7373 <b>e-mail</b> : gideon.putro@icbp.indofood.co.id <b>Web</b> : www.indofoodcbp.com <b>CS</b> : Gideon Aripastomo Putro <b>SAB</b> : PT Raya Saham Registra <b>PA</b> : Purwantono, Sungkoro & Surja	

## Listed Companies

229.	<b>ICON</b> Island Concepts Indonesia Tbk. [S]	2   9   94	235.	<b>IMAS</b> Indomobil Sukses Internasional Tbk.	1   4   42
	Permata Senayan B20-21 (via B10-11) Jln. Tentara Pelajar, Patal Senayan, Jakarta Selatan 12210 <b>Phone</b> : (021) 5794-4305 <b>Fax</b> : (021) 5794-4306 <b>e-mail</b> : yusea.eka@gmail.com <b>Web</b> : www.islandconcepts.com <b>CS</b> : Yusea Eka Prasetya <b>SAB</b> : PT Sharestar Indonesia <b>PA</b> : Jimmy Budhi & Rekan			Wisma Indomobil 6th Fl. Jln. MT. Haryono Kav. 8, Jakarta 13330 <b>Phone</b> : (021) 856-4850 <b>Fax</b> : (021) 856-4891 <b>e-mail</b> : csimg@indomobil.co.id <b>Web</b> : www.indomobil.com <b>CS</b> : CR. Susilowasti <b>SAB</b> : PT Raya Saham Registra <b>PA</b> : Purwantono, Sungkoro & Surja	
230.	<b>IDPR</b> Indonesia Pondasi Raya Tbk. [S]	1   6   62	236.	<b>IMJS</b> Indomobil Multi Jasa Tbk.	2   8   82
	Jln. Pegangsaan Dua KM 4,5 Jakarta 14250 <b>Phone</b> : (021) 460-3253 <b>Fax</b> : (021) 460-4390, 460-4393 <b>e-mail</b> : corporate_secretary@indopora.com <b>Web</b> : www.indopora.com <b>CS</b> : Dwijanto <b>SAB</b> : PT Raya Saham Registra <b>PA</b> : Tanubrata Sutanto Fahmi & Rekan			Wisma Indomobil 6th Fl. Jln. MT. Haryono Kav. 8, Jakarta 13330 <b>Phone</b> : (021) 856-4850, 856-4860, 856-4870 <b>Fax</b> : (021) 856-4833 <b>e-mail</b> : ita@indomobilmultijasa.com <b>Web</b> : www.indomobil.com <b>CS</b> : Ita Astriani <b>SAB</b> : PT Raya Saham Registra <b>PA</b> : Purwantono, Sungkoro & Surja	
231.	<b>IGAR</b> Champion Pacific Indonesia Tbk. [S]	1   3   35	237.	<b>IMPC</b> Impack Pratama Industri Tbk. [S]	2   3   35
	Jln. Sultan Agung Km. 28.5 Bekasi 17133 <b>Phone</b> : (021) 884-0040 <b>Fax</b> : (021) 884-1545 <b>e-mail</b> : bogi.dhina@champion.co.id <b>Web</b> : www.champion.co.id <b>CS</b> : Bogi Dhina Aryanti <b>SAB</b> : PT Adimitra Jasa Korpora <b>PA</b> : Hertanto, Grace, Karunawan			Altira Office Tower 38th Fl., Altira Business Park JL Yos Sudarso No. 85 , Jakarta 14350 <b>Phone</b> : (021) 653-11045, 6530-6958 <b>Fax</b> : (021) 653-11041, 6530-06965 <b>e-mail</b> : corporate.secretary@impack-pratama.com <b>Web</b> : www.impack-pratama.com <b>CS</b> : Lenggana Linggawati <b>SAB</b> : PT Sharestar Indonesia <b>PA</b> : Amir Abadi Jusuf, Aryanto, Mawar & Rekan	
232.	<b>IIKP</b> Inti Agri Resources Tbk. [S]	2   1   14	238.	<b>INAF</b> Indofarma (Persero) Tbk. [S]	1   5   53
	Puri Britania Blok T7 No. B27 - 29 Kembangan Selatan - Kembangan, Jakarta Barat 11610 <b>Phone</b> : (021) 5830-4806, 4808 <b>Fax</b> : (021) 5830-4809 <b>e-mail</b> : akbar@shelookred.com <b>Web</b> : www.intiagriresources.com <b>CS</b> : Akbar <b>SAB</b> : PT Sinartama Gunita <b>PA</b> : Asep Rianita Manshur & Suharyono (Member of IECnet Networks)			Jln. Indofarma No. 1 Cikarang Barat, Bekasi 17530 <b>Phone</b> : (021) 883-23975, 859-08350 <b>Fax</b> : (021) 883-23972, 883-23973 <b>e-mail</b> : corsec@indofarma.co.id <b>Web</b> : www.indofarma.co.id <b>CS</b> : Yasser Arafat <b>SAB</b> : PT Datindo Entrycom <b>PA</b> : Husni, Mucharam & Rasidi	
233.	<b>IKAI</b> Intikeramik Alamasri Industri Tbk. [S]	1   3   32	239.	<b>INAI</b> Indal Aluminium Industry Tbk. [S]	2   3   33
	Jln. Pangeran Jayakarta No. 133 Jakarta 10730 <b>Phone</b> : (021) 624-2727 <b>Fax</b> : (021) 625-3059 <b>e-mail</b> : vae@essenza.co.id <b>Web</b> : www.essenza.com <b>CS</b> : Vincentius An Eng <b>SAB</b> : PT Sinartama Gunita <b>PA</b> : Hadori Sugiarto Adi & Rekan			Desa Sawotratap Gedangan (Kawasan Maspion Unit I), Sidoarjo , Surabaya <b>Phone</b> : (031) 853-1531 <b>Fax</b> : (031) 853-2812 <b>e-mail</b> : info@indalcorp.com <b>Web</b> : www.indalcorp.com <b>CS</b> : Ariawan Wiradinata <b>SAB</b> : PT Adimitra Jasa Korpora <b>PA</b> : Paul Hadiwinata, Hidajat, Arsono, Achmad, Suharli & Rekan	
234.	<b>IKBI</b> Sumi Indo Kabel Tbk.	2   4   45	240.	<b>INCI</b> Intanwijaya Internasional Tbk. [S]	1   3   34
	Jln. Gatot Subroto Km. 7,8 Desa Pasir Jaya Jatiuwung , Tangerang <b>Phone</b> : (021) 592-2404, 592-2593 <b>Fax</b> : (021) 592-2576, 5930-1979 <b>e-mail</b> : ecretary-sik@gr.sei.co.jp <b>Web</b> : - <b>CS</b> : Sulim Herman Limbodo <b>SAB</b> : PT Sirca Datapro Perdana <b>PA</b> : Purwantono, Sungkoro & Surja			Wisma IWI 5th Fl. Jln. Arjuna Selatan Kav. 75 Kebon Jeruk, Jakarta Barat 11530 <b>Phone</b> : (021) 530-8637 <b>Fax</b> : (021) 530-8632 - 33 <b>e-mail</b> : iwi@intanwijaya.com <b>Web</b> : www.intanwijaya.com <b>CS</b> : Ong Triono <b>SAB</b> : PT EDI Indonesia <b>PA</b> : Hendrawinata Eddy Siddharta & Tanzil	

## Listed Companies

241.	<b>INCO</b>	Vale Indonesia Tbk. [S]	1	2   23	247.	<b>INKP</b>	Indah Kiat Pulp & Paper Tbk.	1	3   38
		The Energy Building 31st Fl. SCBD Lot 11 A, Jln. Jend. Sudirman, Kav. 52-53, Jakarta 12190 <b>Phone</b> : (021) 524-9000, 524-9002 <b>Fax</b> : (021) 524-9020 <b>e-mail</b> : ratih.amri@valeinco.com <b>Web</b> : www.vale.com/indonesia <b>CS</b> : Ratih Amri <b>SAB</b> : PT Vale Indonesia Tbk. <b>PA</b> : Siddharta Widjaja & Rekan					Sinar Mas Land Plaza, Tower II, 5th Fl. Jln. M.H. Thamrin No. 51, Jakarta 10350 <b>Phone</b> : (021) 392-9266, 392-9269 <b>Fax</b> : (021) 392-7685 <b>e-mail</b> : yan_partawijaya@app.co.id <b>Web</b> : www.app.co.id <b>CS</b> : Agustian R. Partawijaya <b>SAB</b> : PT Sinartama Gunita <b>PA</b> : Y. Santosa & Rekan		
242.	<b>INDF</b>	Indofood Sukses Makmur Tbk. [S]	1	5   51	248.	<b>INPC</b>	Bank Artha Graha Internasional Tbk.	1	8   81
		Sudirman Plaza, Indofood Tower 27th Fl. Jln. Jend. Sudirman Kav. 76 - 78, Jakarta 12190 <b>Phone</b> : (021) 5795-8822 <b>Fax</b> : (021) 5793-7373 <b>e-mail</b> : elly.putranti@indofood.co.id <b>Web</b> : www.indofood.com <b>CS</b> : Elly Putranti <b>SAB</b> : PT Raya Saham Registra <b>PA</b> : Purwantono, Sungkoro & Surja					Artha Graha Building 5th Fl. Jln. Jend. Sudirman Kav. 52 - 53, Jakarta 12190 <b>Phone</b> : (021) 515-2168 <b>Fax</b> : (021) 515-3471 <b>e-mail</b> : soegijanto@ag.co.id <b>Web</b> : www.arthagraha.com <b>CS</b> : Antonius CH. Soegijanto <b>SAB</b> : PT Blue Chip Mulia <b>PA</b> : Tjahjadi & Tamara		
243.	<b>INDR</b>	Indo-Rama Synthetics Tbk. [S]	1	4   43	249.	<b>INPP</b>	Indonesian Paradise Property Tbk. [S]	2	9   94
		Graha Irama 17th Fl. Jln. HR. Rasuna Said, Blok X-1 Kav. 1 & 2, Jakarta <b>Phone</b> : (021) 526-1555, 526-1552 <b>Fax</b> : (021) 526-1508, 526-1501 <b>e-mail</b> : baldwa@indorama.com <b>Web</b> : http://www.indorama.com <b>CS</b> : V.S. Baldwa <b>SAB</b> : PT Adimitra Jasa Korpora <b>PA</b> : Osman Bing Satrio & Eny					Jln. Tebet Timur Raya No. 10 C Jakarta Selatan 12820 <b>Phone</b> : (021) 830-5633 <b>Fax</b> : (021) 830-5634 <b>e-mail</b> : ruben_soeratman@theparadise-group.com <b>Web</b> : www.theparadise-group.com <b>CS</b> : Ruben Soeratman <b>SAB</b> : PT Adimitra Jasa Korpora <b>PA</b> : Tanubrata Sutanto Fahmi & Rekan		
244.	<b>INDS</b>	Indospring Tbk. [S]	1	4   42	250.	<b>INRU</b>	Toba Pulp Lestari Tbk. [S]	2	3   38
		Jln. Mayjend. Soengkono No.10 Segoromadu, Gresik , Jawa Timur <b>Phone</b> : (031) 398-1135, 398-2524, 398-2483 <b>Fax</b> : (031) 398-1531 <b>e-mail</b> : hendra@indospring.co.id <b>Web</b> : - <b>CS</b> : Hendra Utama <b>SAB</b> : PT BSR Indonesia <b>PA</b> : Tanubrata Sutanto Fahmi & Rekan					Uniplaza East Tower, 7th Fl. Jln. Letjen. MT. Haryono No.A-1, Medan 20231, Sumatera <b>Phone</b> : (061) 453-2088 Ext. 7581 <b>Fax</b> : (061) 453-0967 <b>e-mail</b> : investor_relation@tobapulp.com <b>Web</b> : - <b>CS</b> : Anwar Lawden <b>SAB</b> : PT Sirca Datapro Perdana <b>PA</b> : Budiman, Wawan, Pamudji & Rekan		
245.	<b>INDX</b>	Tanah Laut Tbk. [S]	2	7   74	251.	<b>INTA</b>	Intraco Penta Tbk.	2	9   91
		Landmark Center Tower I, 16th Fl. Jln. Jend. Sudirman No. 1, Jakarta 12910 <b>Phone</b> : (021) 2941-0662, 2941-0664 <b>Fax</b> : (021) 294-10665 <b>e-mail</b> : agungprihatin@tanahlaut.co.id <b>Web</b> : www.tanahlaut.co.id <b>CS</b> : Agung P. Prihatin <b>SAB</b> : PT Adimitra Jasa Korpora <b>PA</b> : Johan Malonda Mustika & Rekan					Jln. Raya Cakung Cilincing Km. 3,5 Jakarta 14130 <b>Phone</b> : (021) 440-1408 <b>Fax</b> : (021) 440-8443 <b>e-mail</b> : corpsec@ho.intracopenta.com <b>Web</b> : www.intracopenta.com <b>CS</b> : Ruddy Solang <b>SAB</b> : PT Adimitra Jasa Korpora <b>PA</b> : Osman Bing Satrio & Eny		
246.	<b>INDY</b>	Indika Energy Tbk.	1	7   75	252.	<b>INTD</b>	Inter Delta Tbk. [S]	2	9   91
		Mitra Building 11th Fl. Jln. Jend. Gatot Subroto Kav. 21, Jakarta 12930 <b>Phone</b> : (021) 255-79888 <b>Fax</b> : (021) 255-79800 <b>e-mail</b> : dian.paramita@indikaenergy.co.id <b>Web</b> : www.indikaenergy.com <b>CS</b> : Dian Paramita <b>SAB</b> : PT Datindo Entrycom <b>PA</b> : Osman Bing Satrio & Eny					Jln. Gaya Motor Barat, Sunter II Tanjung Priok, Jakarta 14330 <b>Phone</b> : (021) 651-1533, 652-3333 <b>Fax</b> : (021) 651-0530, 651-0472 <b>e-mail</b> : corpsec@interdelta.co.id; <b>Web</b> : www.interdelta.co.id <b>CS</b> : Hasan Efendi Liem <b>SAB</b> : PT Adimitra Jasa Korpora <b>PA</b> : Arsyad & Rekan		

## Listed Companies

253.	<b>INTP</b>	<b>Indocement Tunggal Prakarsa Tbk. [S]</b>	1   3   31	259.	<b>ITMG</b>	<b>Indo Tambangraya Megah Tbk. [S]</b>	1   2   21
		Wisma Indocement 8th Fl. Jln. Jend. Sudirman Kav. 70 - 71, Jakarta <b>Phone</b> : (021) 251-0057, 570-3817 <b>Fax</b> : (021) 570-1693, 251-0066 <b>e-mail</b> : corpsec@indocement.co.id <b>Web</b> : www.indocement.com <b>CS</b> : Pigo Pramusakti Kusdihardjo <b>SAB</b> : PT Raya Saham Registra <b>PA</b> : Purwantono, Sungkoro & Surja				Pondok Indah Office Tower III, 3rd Fl. Jln. Sultan Iskandar Muda, Pondok Indah Kav. V-TA, Jakarta Selatan 1: <b>Phone</b> : (021) 293-28100 <b>Fax</b> : (021) 293-27999 <b>e-mail</b> : rosline_o@banpuindo.co.id <b>Web</b> : www.itmg.co.id <b>CS</b> : Roslini Onwardi <b>SAB</b> : PT Datindo Entrycom <b>PA</b> : Tanudiredja, Wibisana, Rintis & Rekan	
254.	<b>INVS</b>	<b>Inovisi Infracom Tbk.</b>	2   7   73	260.	<b>ITTG</b>	<b>Leo Investments Tbk. [S]</b>	2   9   91
		Patra Jasa Office Tower, 21st Fl. Jln. Jendral Gatot Subroto Kav. 32-34, Jakarta 12950 <b>Phone</b> : (021) 529-01316, 529-01317 <b>Fax</b> : (021) 529-01319 <b>e-mail</b> : dria@inovisi.com <b>Web</b> : www.inovisi.com <b>CS</b> : Dwiwati Riandhini <b>SAB</b> : PT Sinartama Gunita <b>PA</b> : Jamaludin, Ardi, Sukimto & Rekan				Jln. Imam Bonjol No. 68 - 70 Jakarta 10310 <b>Phone</b> : (021) 392-6505 <b>Fax</b> : (021) 314-3982 <b>e-mail</b> : corsec@leo-investments.com <b>Web</b> : www.leo-investments.com <b>CS</b> : Lindawaty <b>SAB</b> : PT Sinartama Gunita <b>PA</b> : Johan Malonda Mustika & Rekan	
255.	<b>IPOL</b>	<b>Indopoly Swakarsa Industry Tbk. [S]</b>	1   3   35	261.	<b>JAWA</b>	<b>Jaya Agra Wattie Tbk.</b>	1   1   12
		Wisma Indosemen 5th Fl. Jln. Jend. Sudirman Kav. 70-71, Jakarta 12910 <b>Phone</b> : (021) 251-0088 <b>Fax</b> : (021) 522-4001 <b>e-mail</b> : corpsec@indopoly.co.id <b>Web</b> : www.kunlene-sz.com/ <b>CS</b> : Yenny Meilina Lie <b>SAB</b> : PT Raya Saham Registra <b>PA</b> : Amir Abadi Jusuf, Aryanto, Mawar & Rekan				Wisma BSG 8th Fl. Jln. Abdul Muis No. 40, Jakarta 10160 <b>Phone</b> : (021) 350-5410 <b>Fax</b> : (021) 350-5415 <b>e-mail</b> : bambang_ibrahim@jawattie.com <b>Web</b> : www.jawattie.com <b>CS</b> : Bambang Sugianto Ibrahim <b>SAB</b> : PT Datindo Entrycom <b>PA</b> : Doli, Bambang, Sulistiyanto, Dadang & Ali	
256.	<b>ISAT</b>	<b>Indosat Tbk. [S]</b>	1   7   73	262.	<b>JECC</b>	<b>Jembo Cable Company Tbk.</b>	2   4   45
		Jln. Medan Merdeka Barat No. 21 Jakarta <b>Phone</b> : (021) 300-03001, 386-9614, 386-9166 <b>Fax</b> : (021) 380-4045 <b>e-mail</b> : denny.suryo@indosat.com <b>Web</b> : www.indosat.com <b>CS</b> : Trisula Dewantara <b>SAB</b> : PT EDI Indonesia <b>PA</b> : Tanudiredja, Wibisana, Rintis & Rekan				Mega Glodok Kemayoran, Office Tower B 6th Fl. Jln. Angkasa Kav. B-6, Kemayoran, Jakarta Pusat 10610 <b>Phone</b> : (021) 556-50468 <b>Fax</b> : (021) 6570-1488 <b>e-mail</b> : antonius_benady@jembo.com <b>Web</b> : www.jembo.com <b>CS</b> : Antonius Benady <b>SAB</b> : PT Datindo Entrycom <b>PA</b> : Tanubrata Sutanto Fahmi & Rekan	
257.	<b>ISSP</b>	<b>Steel Pipe Industry of Indonesia Tbk. [S]</b>	1   3   33	263.	<b>JGLE</b>	<b>Graha Andrasenta Propertindo Tbk.</b>	2   9   94
		Jln. Pangeran Jayakarta No. 55 Jakarta 10730 <b>Phone</b> : (021) 626-0456 <b>Fax</b> : (021) 624-0313 <b>e-mail</b> : corsec@spindo.co.id <b>Web</b> : www.spindo.com <b>CS</b> : Johannes Wahyudi Edward <b>SAB</b> : PT Adimitra Jasa Korpora <b>PA</b> : Hadori Sugiarto Adi & Rekan				Marketing Office - Bogor Nirwana Residence Jln. Bogor Nirwana Raya (Derede - Pahlawan), Bogor 16132 <b>Phone</b> : (0251) 821-1290 <b>Fax</b> : (0251) 821-2050, 821-1295 <b>e-mail</b> : info@jungleseries.co.id; santoso.budi@jungleseries.co.id <b>Web</b> : www.jungleseries.co.id <b>CS</b> : Santoso Budi <b>SAB</b> : PT Ficomindo Buana Registrar <b>PA</b> : Kosasih, Nurdiyaman, Mulyadi, Tjahjo & partners	
258.	<b>ITMA</b>	<b>Sumber Energi Andalan Tbk.</b>	2   9   99	264.	<b>JIHD</b>	<b>Jakarta International Hotels &amp; Dev. Tbk. [S]</b>	2   9   94
		Prince Centre Building, 8th Fl. Suite #806 Jln. Jend. Sudirman Kav. 3-4, Jakarta Pusat 10220 <b>Phone</b> : (021) 570-0435 <b>Fax</b> : (021) 573-8057 <b>e-mail</b> : energi.andalan@gmail.com <b>Web</b> : www.itamaraya.co.id <b>CS</b> : Gunturan Ibmanan <b>SAB</b> : PT EDI Indonesia <b>PA</b> : Hendrawinata Eddy Siddharta & Tanzil				Artha Graha Building 15th Fl. Jln. Jend. Sudirman Kav. 52 - 53, Jakarta 12190 <b>Phone</b> : (021) 515-2555, ext. 505 <b>Fax</b> : (021) 515-2526 <b>e-mail</b> : f_liga@jihd.co.id <b>Web</b> : www.jihd.co.id <b>CS</b> : Lanny Pujilestari Liga <b>SAB</b> : PT Sirca Datapro Perdana <b>PA</b> : Mulyamin Sensi Suryanto & Lianny	

## Listed Companies

265.	<b>JKON</b> Jaya Konstruksi Manggala Pratama Tbk. [S]	1	6   62	271.	<b>JSPT</b> Jakarta Setiabudi Internasional Tbk. [S]	2	9   94
	Kantor Taman Bintaro Jaya, B Building Jln. Bintaro Raya, Jakarta 12330 <b>Phone</b> : (021) 736-3939, 734-0260 <b>Fax</b> : (021) 736-3959 <b>e-mail</b> : corporate@jayakonstruksi.com <b>Web</b> : www.jayakonstruksi.com <b>CS</b> : Hardjanto Agus Priambodo <b>SAB</b> : PT Adimitra Jasa Korpora <b>PA</b> : Amir Abadi Jusuf, Aryanto, Mawar & Rekan				Setiabudi 2 Building, 3rd A Fl. Jln. H.R. Rasuna Said Kav. 62, Jakarta 12920 <b>Phone</b> : (021) 522-0568, 252-0534 <b>Fax</b> : (021) 525-5803, 522-8649, 522-0580 <b>e-mail</b> : asan.effendy@jsi.co.id <b>Web</b> : www.jsi.co.id <b>CS</b> : Asan Effendy <b>SAB</b> : PT Datindo Entrycom <b>PA</b> : Purwantonono, Sungkoro & Surja		
266.	<b>JKSW</b> Jakarta Kyoei Steel Works Tbk. [S]	2	3   33	272.	<b>JTPE</b> Jasuindo Tiga Perkasa Tbk. [S]	2	9   95
	Jln. Rawa Teratai II No. 1 Kawasan Industri Pulo Gadung, Jakarta <b>Phone</b> : (021) 460-2832 <b>Fax</b> : (021) 460-2831 <b>e-mail</b> : jksw@email.com <b>Web</b> : - <b>CS</b> : Muhammad Djauhari <b>SAB</b> : PT Adimitra Jasa Korpora <b>PA</b> : Abubakar Usman & Rekan				Jln. Raya Bero No. 21, Sedati Sidoarjo 61253 <b>Phone</b> : (031) 891-0919, 891-0640 (Hunting) <b>Fax</b> : (031) 891-0928 <b>e-mail</b> : lukito@jasuindo.co.id <b>Web</b> : www.jasuindo.co.id <b>CS</b> : Lukito Budiman <b>SAB</b> : PT Blue Chip Mulia <b>PA</b> : Amir Abadi Jusuf, Aryanto, Mawar & Rekan		
267.	<b>JPFA</b> Japfa Comfeed Indonesia Tbk. [S]	1	3   36	273.	<b>KAEF</b> Kimia Farma (Persero) Tbk. [S]	1	5   53
	Wisma Millenia 7th Fl. Jln. MT Haryono Kav. 16, Jakarta 12810 <b>Phone</b> : (021) 285-45680 <b>Fax</b> : (021) 831-0309 <b>e-mail</b> : mayap@japfacomfeed.co.id <b>Web</b> : www.japfacomfeed.co.id <b>CS</b> : Maya Pradjono <b>SAB</b> : PT Adimitra Jasa Korpora <b>PA</b> : Mulyamin Sensi Suryanto & Lianny				Jln. Veteran No. 9 Jakarta 10110 <b>Phone</b> : (021) 384-7709 <b>Fax</b> : (021) 381-4441 <b>e-mail</b> : corsec@kimiafarma.co.id <b>Web</b> : www.kimiafarma.co.id <b>CS</b> : Eddy Murianto <b>SAB</b> : PT Datindo Entrycom <b>PA</b> : Hendrawinata Eddy Siddharta & Tanzil		
268.	<b>JPRS</b> Jaya Pari Steel Tbk. [S]	2	3   33	274.	<b>KARW</b> ICTSI Jasa Prima Tbk.	2	7   74
	Jln. Margamulyo No. 4 Tandes, Surabaya <b>Phone</b> : (031) 749-0940 <b>Fax</b> : (031) 749-1714 <b>e-mail</b> : secretary@jayaparisteel.co.id <b>Web</b> : www.jayaparisteel.co.id <b>CS</b> : Yurnalis Ilyas <b>SAB</b> : PT EDI Indonesia <b>PA</b> : Amir Abadi Jusuf, Aryanto, Mawar & Rekan				Graha Kirana 7th Fl. Suite 701 Jln. Yos Sudarso No.88, Jakarta Utara 14350 <b>Phone</b> : (021) 6531-4710 <b>Fax</b> : (021) 6531-4711 <b>e-mail</b> : wsitumeang@ictsi.com <b>Web</b> : www.ictsi.com <b>CS</b> : Wesly Ezra Parlindungan Situmeang, Ridwan Halim <b>SAB</b> : PT Raya Saham Registra <b>PA</b> : Purwantonono, Sungkoro & Surja		
269.	<b>JRPT</b> Jaya Real Property Tbk. [S]	1	6   61	275.	<b>KBLI</b> KMI Wire and Cable Tbk. [S]	1	4   45
	CBD Emerald Blok CE/A No. 01 Boulevard Bintaro Jaya, Tangerang 15227 <b>Phone</b> : (021) 745-8888 <b>Fax</b> : (021) 745-3333, 745-6666 <b>e-mail</b> : indrajanti@jayarealproperty.com <b>Web</b> : www.jayaproperty.com <b>CS</b> : CM. Indrajanti <b>SAB</b> : PT Adimitra Jasa Korpora <b>PA</b> : Amir Abadi Jusuf, Aryanto, Mawar & Rekan				Jln. Raya Bekasi KM 23,1 Cakung, Jakarta Timur 13910 <b>Phone</b> : (021) 460-1733 <b>Fax</b> : (021) 460-1738 <b>e-mail</b> : gtkabel@indosat.net.id <b>Web</b> : - <b>CS</b> : Asep Kusno <b>SAB</b> : PT Datindo Entrycom <b>PA</b> : Osman Bing Satrio & Eny		
270.	<b>JSMR</b> Jasa Marga (Persero) Tbk. [S]	1	7   72	276.	<b>KBLM</b> Kabelindo Murni Tbk. [S]	2	4   45
	Plaza Tol Taman Mini Indonesia Indah Jakarta 13550 <b>Phone</b> : (021) 841-3630 <b>Fax</b> : (021) 840-1533, 841-3540 <b>e-mail</b> : sekper@jasamarga.co.id <b>Web</b> : www.jasamarga.com <b>CS</b> : Mohammad Sofyan <b>SAB</b> : PT Datindo Entrycom <b>PA</b> : Purwantonono, Sungkoro & Surja				Kawasan Industri Pulogadung Jln. Rawa Girang No. 2, Jakarta <b>Phone</b> : (021) 460-9065, 460-9550 <b>Fax</b> : (021) 460-9064, 460-4271 <b>e-mail</b> : intan@kabelindo.co.id <b>Web</b> : www.kabelindo.co.id <b>CS</b> : Intan Eka Dewi <b>SAB</b> : PT Sinartama Gunita <b>PA</b> : Doli, Bambang, Sulistiyanto, Dadang & Ali		



## Listed Companies

277.	<b>KBLV</b>	<b>First Media Tbk. [S]</b>	2	9   95	283.	<b>KINO</b>	<b>Kino Indonesia Tbk. [S]</b>	2	5   54
		Citra Graha Building 4th Fl., Suite 401 Jln. Jend. Gatot Subroto Kav. 35 - 36, Jakarta 12950 <b>Phone</b> : (021) 557-7727, 527-8811 <b>Fax</b> : (021) 527-8833, 527-8822 <b>e-mail</b> : corporate.secretary@firstmedia.com <b>Web</b> : www.firstmedia.com <b>CS</b> : Harianda Noerlan <b>SAB</b> : PT Sharestar Indonesia <b>PA</b> : Amir Abadi Jusuf, Aryanto, Mawar & Rekan					Datascrip 9th Fl., Jln. Selaparang Blok B-15 Kav. 9 Komplek Kemayoran, Jakarta Pusat 10610 <b>Phone</b> : (021) 654-5422, 0812-90005350 <b>Fax</b> : (021) 654-6780 <b>e-mail</b> : peter.chayson@kino.co.id <b>Web</b> : - <b>CS</b> : Peter Chayson <b>SAB</b> : PT Datindo Entrycom <b>PA</b> : Kosasih, Nurdiyaman, Mulyadi, Tjahjo & Rekan		
278.	<b>KBRI</b>	<b>Kertas Basuki Rachmat Indonesia Tbk.</b>	2	3   38	284.	<b>KKGI</b>	<b>Resource Alam Indonesia Tbk. [S]</b>	1	2   21
		Antam Office Park Tower B, 11th Fl. Jln. Letjen T.B. Simatupang No. 1 RT.010/04, Tanjung Barat - Jagakarsa, Jakarta <b>Phone</b> : (021) 2963-4985 <b>Fax</b> : (021) 2963-4987 <b>e-mail</b> : corsec@kbri.co.id <b>Web</b> : www.kbri.co.id <b>CS</b> : Henry Priyantoro <b>SAB</b> : PT Ficomindo Buana Registrar <b>PA</b> : Hendrawinata Eddy Siddharta & Tanzil					Bumi Raya Utama Group Building Jln. Pembangunan I No. 3, Jakarta Pusat 10130 <b>Phone</b> : (021) 633-3036 <b>Fax</b> : (021) 633-7006 <b>e-mail</b> : corsec@raintbk.com <b>Web</b> : www.raintbk.com <b>CS</b> : Leny Siau Ching <b>SAB</b> : PT EDI Indonesia <b>PA</b> : Johan Malonda Mustika & Rekan		
279.	<b>KDSI</b>	<b>Kedawang Setia Industrial Tbk. [S]</b>	2	3   38	285.	<b>KLBF</b>	<b>Kalbe Farma Tbk. [S]</b>	1	5   53
		Jln. Mastrip 862 Warugunung-Karangpilang, Surabaya 60221 <b>Phone</b> : (031) 766-1983 <b>Fax</b> : (031) 766-1981, 763-258, 766-2481 <b>e-mail</b> : corsec@kedawangsetia.com <b>Web</b> : www.kedawangsetia.com <b>CS</b> : Fadelan <b>SAB</b> : PT Sinartama Gunita <b>PA</b> : Kosasih, Nurdiyaman, Mulyadi, Tjahjo & Rekan					Kalbe Building 3rd Fl. Jln. Let. Jend. Suprpto Kav. 4, Cempaka Putih, Jakarta 10510 <b>Phone</b> : (021) 428-73688, 894-243908 <b>Fax</b> : (021) 428-73678 <b>e-mail</b> : Vidjongtius@kalbe.co.id <b>Web</b> : www.kalbe.co.id <b>CS</b> : Vidjongtius <b>SAB</b> : PT Adimitra Jasa Korpora <b>PA</b> : Purwantono, Sungkoro & Surja		
280.	<b>KIAS</b>	<b>Keramika Indonesia Assosiasi Tbk. [S]</b>	2	3   32	286.	<b>KOBX</b>	<b>Kobexindo Tractors Tbk. [S]</b>	1	9   91
		Graha Atrium 5th Fl. Jln. Senen Raya 135, Jakarta 10410 <b>Phone</b> : (021) 386-2322 <b>Fax</b> : (021) 352-2071 <b>e-mail</b> : corsec@kiaceramics.com <b>Web</b> : www.kiaceramics.com <b>CS</b> : Verawaty Trisno Hadijanto <b>SAB</b> : PT Adimitra Jasa Korpora <b>PA</b> : Mulyamin Sensi Suryanto & Lianny					Kobexindo Tower Jln. Pasir Putih Raya Blok E-5-D, Ancol, Pademangan, Jakarta 14430 <b>Phone</b> : (021) 6470-0800, 6470-0808 <b>Fax</b> : (021) 6470-0900, 6470-0909 <b>e-mail</b> : corsec@kobexindo.com <b>Web</b> : www.kobexindo.com <b>CS</b> : Martio <b>SAB</b> : PT Datindo Entrycom <b>PA</b> : Arsyad & Rekan		
281.	<b>KICI</b>	<b>Kedaung Indah Can Tbk. [S]</b>	1	5   55	287.	<b>KOIN</b>	<b>Kokoh Inti Arebama Tbk. [S]</b>	2	9   93
		Jln. Raya Rungkut 15 - 17 Surabaya 60293 <b>Phone</b> : (031) 870-0088; 870-0006 <b>Fax</b> : (031) 870-5212, 870-0544 <b>e-mail</b> : kedawang@sby.centrin.net.id <b>Web</b> : www.kedaung.com <b>CS</b> : Ing Hidayat Karnadi <b>SAB</b> : PT Sirca Datapro Perdana <b>PA</b> : Paul Hadiwinata, Hidajat, Arsono, Achmad, Suharli & Rekan					Graha Atrium, 2nd Fl. Suite 201 - 202 Jln. Senen Raya No. 135, Jakarta 10410 <b>Phone</b> : (021) 350-6227 <b>Fax</b> : (021) 350-1767, 386-2374 <b>e-mail</b> : corsec@pt-kokoh.com <b>Web</b> : - <b>CS</b> : Sit Khian <b>SAB</b> : PT Adimitra Jasa Korpora <b>PA</b> : Kosasih, Nurdiyaman, Mulyadi, Tjahjo & Rekan		
282.	<b>KIJA</b>	<b>Kawasan Industri Jababeka Tbk. [S]</b>	1	6   61	288.	<b>KONI</b>	<b>Perdana Bangun Pusaka Tbk.</b>	2	9   91
		Menara Batavia 25th Fl. Jln. K.H. Mas Mansyur Kav. 126, Jakarta 10220 <b>Phone</b> : (021) 572-7337, 893-4580 <b>Fax</b> : (021) 572-7279, 890-3721 <b>e-mail</b> : secr-ckr@jababeka.com <b>Web</b> : www.jababeka.com <b>CS</b> : Budianto Liman <b>SAB</b> : PT Datindo Entrycom <b>PA</b> : Tanubrata Sutanto Fahmi & Rekan					Konica Building 6th & 7th Fl. Jln. Gunung Sahari No. 78, Jakarta 10610 <b>Phone</b> : (021) 422-1888, 421-6523 <b>Fax</b> : (021) 421-6502, 421-6506 <b>e-mail</b> : nani.hastuti@perdana.lintasdigital.com <b>Web</b> : www.perdanabangunpusaka.co.id <b>CS</b> : Lenny Kartika <b>SAB</b> : PT Sinartama Gunita <b>PA</b> : Purwantono, Sungkoro & Surja		

## Listed Companies

289.	<b>KOPI</b>	<b>Mitra Energi Persada Tbk.</b>	2	7   71	295.	<b>LAPD</b>	<b>Leyand International Tbk. [S]</b>	2	7   71
		Graha Krama Yudha 2nd Fl. Jln. Warung Jati Barat No. 43, Jakarta Selatan <b>Phone</b> : (021) 794-5838 <b>Fax</b> : (021) 794-5839 <b>e-mail</b> : fersita@mitraenergipersada.com <b>Web</b> : www.mitraenergipersada.com <b>CS</b> : Said August Putra <b>SAB</b> : 0 <b>PA</b> : Soejatna, Mulyana & Rekan					Panin Tower 11th Fl., Senayan City Jln. Asia Afrika Lot. 19, Jakarta 10270 <b>Phone</b> : (021) 727-81895 <b>Fax</b> : (021) 727-81896 <b>e-mail</b> : lapd_corsec@yahoo.com <b>Web</b> : - <b>CS</b> : Alie Budi Susanto <b>SAB</b> : PT Ficomindo Buana Registrar <b>PA</b> : Hendrawinata Eddy Siddharta & Tanzil		
290.	<b>KPIG</b>	<b>MNC Land Tbk. [S]</b>	2	9   94	296.	<b>LCGP</b>	<b>Eureka Prima Jakarta Tbk.</b>	2	6   61
		MNC Tower 17th Fl. Jln. Kebon Sirih 17 - 19, Jakarta 10340 <b>Phone</b> : (021) 392-9828 <b>Fax</b> : (021) 392-1227 <b>e-mail</b> : corporate.secretary@mncland.com <b>Web</b> : www.mncland.com <b>CS</b> : Daniel Yuwono <b>SAB</b> : PT BSR Indonesia <b>PA</b> : Anwar & Rekan					Equity Tower, 19th Fl., Suite 19B SCBD Lot 9 Jln. Jend. Sudirman Kav. 52-53, Jakarta 12190 <b>Phone</b> : (021) 290-35117 <b>Fax</b> : (021) 290-35116 <b>e-mail</b> : laguna_cipta@yahoo.co.id <b>Web</b> : www.eurekaland.com <b>CS</b> : Danny Boestami <b>SAB</b> : PT Sinartama Gunita <b>PA</b> : Budiman, Wawan, Pamudji & Rekan		
291.	<b>KRAH</b>	<b>Grand Kartech Tbk.</b>	2	4   41	297.	<b>LEAD</b>	<b>Logindo Samudramakmur Tbk.</b>	1	7   74
		Jln. Rawa Bali II No. 7 Pulogadung Industrial Estate, Jakarta 13920 <b>Phone</b> : (021) 460-3701, 460-6420/22/23 <b>Fax</b> : (021) 460-3702 <b>e-mail</b> : johanes.budi@grandkartech.com; johanesbudikartika@yahoo.com <b>Web</b> : www.grandkartech.com <b>CS</b> : Johannes Budi Kartika <b>SAB</b> : PT Raya Saham Registra <b>PA</b> : Hendrawinata Eddy Siddharta & Tanzil					Graha Corner Stone Jln. Rajawali Selatan II No. 1, Jakarta Pusat 10720 Indonesia <b>Phone</b> : (021) 6471-3088 <b>Fax</b> : (021) 6471-3220 <b>e-mail</b> : sundap_carulli@logindo.com <b>Web</b> : www.logindo.co.id <b>CS</b> : Sundap Carulli <b>SAB</b> : PT Raya Saham Registra <b>PA</b> : Purwantono, Sungkoro & Surja		
292.	<b>KRAS</b>	<b>Krakatau Steel (Persero) Tbk. [S]</b>	1	3   33	298.	<b>LINK</b>	<b>Link Net Tbk. [S]</b>	1	9   95
		Jln. Industri No.5, Cilegon Cilegon 42435 <b>Phone</b> : (0254) 392-519 <b>Fax</b> : (0254) 372-246, 395-178 <b>e-mail</b> : iipa.budiman@krakatausteel.com <b>Web</b> : www.krakatausteel.com <b>CS</b> : lip Arief Budiman <b>SAB</b> : PT BSR Indonesia <b>PA</b> : Purwantono, Sungkoro & Surja					BeritaSatu Plaza 4th Fl. Suite 401 Jln. Jendral Gatot Subroto Kav. 35-36, Jakarta Selatan, 12950 <b>Phone</b> : (021) 527 - 8811 <b>Fax</b> : (021) 527 - 8833 <b>e-mail</b> : corporate.secretary@linknet.co.id <b>Web</b> : www.linknet.co.id <b>CS</b> : Maria Clarissa F. Joesoep <b>SAB</b> : PT Sharestar Indonesia <b>PA</b> : Amir Abadi Jusuf, Aryanto, Mawar & Rekan		
293.	<b>KREN</b>	<b>Kresna Graha Investama Tbk.</b>	2	8   83	299.	<b>LION</b>	<b>Lion Metal Works Tbk. [S]</b>	1	3   33
		Kresna Tower, 6th Fl. Parc 18 SCBD Jln. Jend. Sudirman Kav. 52 - 53, Jakarta 12190 <b>Phone</b> : (021) 515-2889 <b>Fax</b> : (021) 515-5280 <b>e-mail</b> : info@kresnasecurities.com <b>Web</b> : www.kresnasecurities.com <b>CS</b> : Tevi Sarie <b>SAB</b> : PT Sinartama Gunita <b>PA</b> : Kosasih, Nurdiyaman, Mulyadi, Tjahjo & Rekan					Jln. Raya Bekasi Km. 24,5 Cakung, Jakarta <b>Phone</b> : (021) 460-0784 <b>Fax</b> : (021) 460-0785 <b>e-mail</b> : ptlion@rad.net.id <b>Web</b> : www.lionmetal.co.id <b>CS</b> : Sukmawati Syarif <b>SAB</b> : PT Sirca Datapro Perdana <b>PA</b> : Kosasih, Nurdiyaman, Mulyadi, Tjahjo & Rekan		
294.	<b>LAMI</b>	<b>Lamicitra Nusantara Tbk. [S]</b>	2	6   61	300.	<b>LMAS</b>	<b>Limas Indonesia Makmur Tbk.</b>	2	9   97
		Jembatan Merah Plaza, 5th Fl. Jln. Taman Jayengrono 2 - 4, Surabaya 60175 <b>Phone</b> : (031) 355-6400 <b>Fax</b> : (031) 355-6480 <b>e-mail</b> : lcnsby@yahoo.com <b>Web</b> : - <b>CS</b> : Priyo Setiabudi <b>SAB</b> : PT Adimitra Jasa Korpora <b>PA</b> : Paul Hadiwinata, Hidajat, Arsono, Achmad, Suharli & Rekan					Plaza Asia 22nd Fl. Jln. Jend. Sudirman Kav. 59, Jakarta 12190 <b>Phone</b> : (021) 515-5168 <b>Fax</b> : (021) 515-1695 <b>e-mail</b> : basoa@limas.com <b>Web</b> : www.limas.com <b>CS</b> : Baso Amir <b>SAB</b> : PT Adimitra Jasa Korpora <b>PA</b> : Gani Sigiyo & Handayani		

## Listed Companies

301.	<b>LMPI</b>	<b>Langgeng Makmur Industri Tbk. [S]</b>	2   5   55	307.	<b>LPLI</b>	<b>Star Pacific Tbk.</b>	2   9   95
		Jln. Letjen Sutoyo No. 256 Waru, Sidoarjo, Jawa Timur <b>Phone</b> : (031) 566-2789; 853-3688 <b>Fax</b> : (031) 853-3588, 566-2488, 839-550 <b>e-mail</b> : corp_sec@langgengmakmur.com <b>Web</b> : www.langgengmakmur.com <b>CS</b> : Henri Subiyanto <b>SAB</b> : PT Datindo Entrycom <b>PA</b> : Doli, Bambang, Sulistiyanto, Dadang & Ali				Lippo Cyber Park Jln. Bulevar Gajah mada #2062, Lippo Karawaci, Tangerang 15139 <b>Phone</b> : (021) 557-77111 <b>Fax</b> : (021) 557-77083, 547-5416, 547-5401 <b>e-mail</b> : corporate.secretary@star-pacific.co.id <b>Web</b> : - <b>CS</b> : Benedict Sulaiman <b>SAB</b> : PT Sharestar Indonesia <b>PA</b> : Amir Abadi Jusuf, Aryanto, Mawar & Rekan	
302.	<b>LMSH</b>	<b>Lionmesh Prima Tbk. [S]</b>	2   3   33	308.	<b>LPPF</b>	<b>Matahari Department Store Tbk. [S]</b>	1   9   93
		Jln. Raya Bekasi Km. 24,5 Cakung, Jakarta <b>Phone</b> : (021) 460-0784 <b>Fax</b> : (021) 460-0785 <b>e-mail</b> : ptlion@rad.net.id <b>Web</b> : - <b>CS</b> : Ivonne Tandy <b>SAB</b> : PT Sirca Datapro Perdana <b>PA</b> : Kosasih, Nurdiyaman, Mulyadi, Tjahjo & Rekan				Menara Matahari 15th Fl. Jln. Bulevar Palem Raya No. 7, Lippo Karawaci - 1200, Tangerang 158 <b>Phone</b> : (021) 547-5333 <b>Fax</b> : (021) 547-5232 <b>e-mail</b> : miranti.hadikusilo@matahari.co.id <b>Web</b> : www.matahari.co.id <b>CS</b> : Miranti Hadikusilo <b>SAB</b> : PT Sharestar Indonesia <b>PA</b> : Tanudiredja, Wibisana, Rintis & Rekan	
303.	<b>LPCK</b>	<b>Lippo Cikarang Tbk. [S]</b>	1   6   61	309.	<b>LPPS</b>	<b>Lippo Securities Tbk.</b>	2   8   89
		Easton Commercial Centre Jln. Gunung Panderman Kav. 05, Lippo Cikarang, Bekasi 17550 <b>Phone</b> : (021) 897-2488 <b>Fax</b> : (021) 897-2170, 897-2250, 897-2164, 897-2093, 897-2493 <b>e-mail</b> : dea_thamrin@lippo-cikarang.com <b>Web</b> : www.lippo-cikarang.com <b>CS</b> : Dea Thamrin <b>SAB</b> : PT Sharestar Indonesia <b>PA</b> : Amir Abadi Jusuf, Aryanto, Mawar & Rekan				Ruko Pinangasia, Karawaci Office Park Blok M No. 38 - 39 Lippo Karawaci, Tangerang 15139 <b>Phone</b> : (021) 551-6588 <b>Fax</b> : (021) 551-5970 <b>e-mail</b> : agus.benawar@lipposecurities.com <b>Web</b> : - <b>CS</b> : Agustinus Benawar <b>SAB</b> : PT Sharestar Indonesia <b>PA</b> : Paul Hadiwinata, Hidajat, Arsono, Achmad, Suharli & Rekan	
304.	<b>LPGI</b>	<b>Lippo General Insurance Tbk.</b>	1   8   84	310.	<b>LRNA</b>	<b>Eka Sari Lorena Transport Tbk. [S]</b>	2   7   74
		Lippo Kuningan Building 27th Fl. Unit A & F Jln. H.R. Rasuna Said Kav.B-12, Kuningan., Jakarta 12940 <b>Phone</b> : (021) 525-6161, 5579-0683, 5579-0672 <b>Fax</b> : (021) 525-7161 <b>e-mail</b> : corporate.secretary@lippoinsurance.com <b>Web</b> : www.lippoinsurance.com <b>CS</b> : Satini Kartika Sari <b>SAB</b> : PT Sharestar Indonesia <b>PA</b> : Kosasih, Nurdiyaman, Mulyadi, Tjahjo & Rekan				Jln. K.H. Hasyim Ashari No. 15 C Jakarta Pusat 10139 <b>Phone</b> : (021) 634 - 1166, 633 - 8866 <b>Fax</b> : (021) 633 - 9988 <b>e-mail</b> : investor-relation@lorena-transport.com <b>Web</b> : lorena-transport.com <b>CS</b> : Porman Tambunan <b>SAB</b> : PT Adimitra Jasa Korpora <b>PA</b> : Doli, Bambang, Sulistiyanto, Dadang & Ali	
305.	<b>LPIN</b>	<b>Multi Prima Sejahtera Tbk.</b>	2   4   42	311.	<b>LSIP</b>	<b>PP London Sumatra Indonesia Tbk. [S]</b>	1   1   12
		Karawaci Office Park Blok M No. 39 - 50 Lippo Karawaci, Tangerang 15139 <b>Phone</b> : (021) 558-9767, 558-9823, 552-0407 <b>Fax</b> : (021) 558-9810 <b>e-mail</b> : hery.soegiarto@gmail.com <b>Web</b> : - <b>CS</b> : Hery Soegiarto <b>SAB</b> : PT Sharestar Indonesia <b>PA</b> : Paul Hadiwinata, Hidajat, Arsono, Achmad, Suharli & Rekan				Prudential Tower 15th Fl. Jln. HR. Rasuna Said Blok X-2 Kav. 5, Jakarta 12950 <b>Phone</b> : (021) 5795-7718 <b>Fax</b> : (021) 5795-7719 <b>e-mail</b> : endah.resmiati@londonsumatra.com <b>Web</b> : www.londonsumatra.com <b>CS</b> : Endah Resmiati Madnawidjaja <b>SAB</b> : PT Raya Saham Registra <b>PA</b> : Purwantono, Sungkoro & Surja	
306.	<b>LPKR</b>	<b>Lippo Karawaci Tbk. [S]</b>	1   6   61	312.	<b>LTLS</b>	<b>Lautan Luas Tbk. [S]</b>	1   9   91
		Menara Matahari 22nd Fl., Jln. Boulevard Palem Raya No. 7 Lippo Karawaci - Tangerang 15811 <b>Phone</b> : (021) 256-69000 <b>Fax</b> : (021) 256-69099 <b>e-mail</b> : corsec@lippokarawaci.co.id <b>Web</b> : www.lippokarawaci.co.id <b>CS</b> : Sri Mulyati Handoyo <b>SAB</b> : PT Sharestar Indonesia <b>PA</b> : Amir Abadi Jusuf, Aryanto, Mawar & Rekan				Graha Indramas Jln. AIP II K.S. Tubun Raya No. 77, Jakarta <b>Phone</b> : (021) 536-77777 <b>Fax</b> : (021) 536-71120 <b>e-mail</b> : herman.santoso@lautan-luas.com <b>Web</b> : www.lautan-luas.com <b>CS</b> : Herman Santoso <b>SAB</b> : PT Datindo Entrycom <b>PA</b> : Purwantono, Sungkoro & Surja	

## Listed Companies

313.	<b>MAGP</b>	<b>Multi Agro Gemilang Plantation Tbk.</b>	2	1   12	319.	<b>MASA</b>	<b>Multistrada Arah Sarana Tbk. [S]</b>	1	4   42
		Senayan City - Panin Tower 11th Fl. Jln. Asia Afrika Lot. 19, Jakarta 10270 <b>Phone</b> : (021) 727-81771 <b>Fax</b> : (021) 727-81772 <b>e-mail</b> : investor@mag-plantations.co.id <b>Web</b> : www.mag-plantations.co.id <b>CS</b> : Aldo Yuliardy <b>SAB</b> : PT BSR Indonesia <b>PA</b> : Doli, Bambang, Sulistiyanto, Dadang & Ali					Jln. Raya Lemahabang Km. 58,3 Desa Karang Sari, Kec. Kedung Waringin, Cikarang Timur <b>Phone</b> : (021) 8914-0333 <b>Fax</b> : (021) 8914-0758 <b>e-mail</b> : ade.bm@multistrada.co.id <b>Web</b> : www.multistrada.co.id <b>CS</b> : Yohanes Ade Bunian Moniaga <b>SAB</b> : PT Raya Saham Registra <b>PA</b> : Purwantono, Sungkoro & Surja		
314.	<b>MAIN</b>	<b>Malindo Feedmill Tbk.</b>	2	3   36	320.	<b>MAYA</b>	<b>Bank Mayapada Internasional Tbk.</b>	1	8   81
		Jln. R.S. Fatmawati No. 39, Komplek Duta Mas Fatmawati Blok A1 No. 30-31-32 Cipete Utara, Kebayoran Baru, Jakarta 12150 <b>Phone</b> : (021) 766-1727, 722-8383 <b>Fax</b> : (021) 766-1728, 723-7778 <b>e-mail</b> : rudy.hartono@malindofeedmill.co.id <b>Web</b> : www.malindofeedmill.co.id <b>CS</b> : Andre Andreas Hendjan <b>SAB</b> : PT Sinartama Gunita <b>PA</b> : Anwar & Rekan					Mayapada Tower, 1st Fl. Jln. Jend. Sudirman Kav. 28, Jakarta 12920 <b>Phone</b> : (021) 521-2288, 521-2300 <b>Fax</b> : (021) 521-1985, 521-1995 <b>e-mail</b> : rudy.mulyono@bankmayapada.com <b>Web</b> : www.bankmayapada.com <b>CS</b> : Rudy Mulyono <b>SAB</b> : PT Adimitra Jasa Korpora <b>PA</b> : Purwantono, Sungkoro & Surja		
315.	<b>MAMI</b>	<b>Mas Murni Indonesia Tbk. [S]</b>	2	9   94	321.	<b>MBAP</b>	<b>Mitrabara Adiperdana Tbk. [S]</b>	2	2   21
		Jln. Yos Sudarso No. 11 Surabaya 60271 <b>Phone</b> : (031) 532-1001, 526-1151 <b>Fax</b> : (031) 531-2367 <b>e-mail</b> : mamijakarta@yahoo.com <b>Web</b> : - <b>CS</b> : Peterjanto Suharjono <b>SAB</b> : PT Datindo Entrycom <b>PA</b> : Santoso & Rekan					Grha Baramulti, Komp. Harmoni Blok 8A Jln. Suryopranoto No. 2, Jakarta Pusat 10130 <b>Phone</b> : (021) 6386-4061 <b>Fax</b> : (021) 6386-4062 <b>e-mail</b> : corsec@mitrabaraadiperdana.co.id <b>Web</b> : - <b>CS</b> : Chandra Lautan <b>SAB</b> : PT Datindo Entrycom <b>PA</b> : Purwantono, Sungkoro & Surja		
316.	<b>MAMIP</b>	<b>Mas Murni Tbk. (Preferred Stock)</b>	2	9   94	322.	<b>MBSS</b>	<b>Mitrabahtera Segara Sejati Tbk. [S]</b>	1	7   74
		Jln. Yos Sudarso No. 11 Surabaya 60271 <b>Phone</b> : (031) 532-1001, 526-1151 <b>Fax</b> : (031) 531-2367 <b>e-mail</b> : mamijakarta@yahoo.com; hudsas@yahoo.com <b>Web</b> : - <b>CS</b> : Peterjanto Suharjono <b>SAB</b> : PT Datindo Entrycom <b>PA</b> : Santoso & Rekan					Menara Karya 12th Fl. Jln. H.R. Rasuna Said Blok X-5 Kav 1-2, Kuningan, Jakarta 12950 <b>Phone</b> : (021) 579-44766, 526-8822 <b>Fax</b> : (021) 579-44767, 579-44768 <b>e-mail</b> : corporate.secretary@mbss.co.id <b>Web</b> : www.mbss.co.id <b>CS</b> : Angelina Linda Widjaja <b>SAB</b> : PT Datindo Entrycom <b>PA</b> : Osman Bing Satrio & Eny		
317.	<b>MAPI</b>	<b>Mitra Adiperkasa Tbk. [S]</b>	1	9   93	323.	<b>MBTO</b>	<b>Martina Berto Tbk. [S]</b>	1	5   54
		Sahid Sudirman Center Building 29th Fl. Jln. Jend. Sudirman Kav. 86, Jakarta 10220 <b>Phone</b> : (021) 574-5808, 575-0755 <b>Fax</b> : (021) 574-6786, 574-5810 <b>e-mail</b> : corporate.secretary@map.co.id <b>Web</b> : www.map-indonesia.com <b>CS</b> : Fetty Kwartati <b>SAB</b> : PT Datindo Entrycom <b>PA</b> : Osman Bing Satrio & Eny					Jln. Pulo Kambing II No. 1 Kawasan Industri Pulo Gadung, Jakarta 13930 <b>Phone</b> : (021) 460-3717 <b>Fax</b> : (021) 4682-6316 <b>e-mail</b> : corpsecretary@martinaberto.co.id <b>Web</b> : www.martinaberto.co.id <b>CS</b> : Desril Muchtar <b>SAB</b> : PT Sirca Datapro Perdana <b>PA</b> : Tanubrata Sutanto Fahmi & Rekan		
318.	<b>MARI</b>	<b>Mahaka Radio Integra Tbk.</b>	2	9   95	324.	<b>MCOR</b>	<b>Bank Windu Kentjana International Tbk.</b>	1	8   81
		Menara Imperium P11 Fl., Metropolitan Kuningan Superblok Kav. No. 1, Jln. H.R. Rasuna Said, Jakarta 12880 <b>Phone</b> : (021) 8370-7171 <b>Fax</b> : (021) 8370-7172 <b>e-mail</b> : corsec@mari.co.id <b>Web</b> : www.mahakaradiointegra.com <b>CS</b> : Maria Natalina Sindhikara <b>SAB</b> : PT Adimitra Jasa Korpora <b>PA</b> : Aria Kanaka & Rekan					Equity Tower 9th Fl., SCBD Lot. 9 Jln. Jend Sudirman Kav. 52 - 53, Jakarta 12910 <b>Phone</b> : (021) 5140-1707 <b>Fax</b> : (021) 5140-1708, 5140-1709 <b>e-mail</b> : andreas_basuki@bankwindu.com <b>Web</b> : www.bankwindu.com <b>CS</b> : Andreas H. Basuki <b>SAB</b> : PT Sinartama Gunita <b>PA</b> : Purwantono, Sungkoro & Surja		

## Listed Companies

325.	<b>MDIA</b> Intermedia Capital Tbk. [S]	1   9   95	331.	<b>MERK</b> Merck Tbk. [S]	2   5   53
	Komplek Rasuna Epicentrum Lot. 9 Jln. H.R. Rasuna Said, Karet Kuningan, Setiabudi, Jakarta 12940 <b>Phone</b> : (021) 5610-1590 <b>Fax</b> : (021) 2994-1789 <b>e-mail</b> : corsec@imcmmedia.co.id <b>Web</b> : www.imcmmedia.co.id <b>CS</b> : David Ticyno Pardede <b>SAB</b> : PT Sinartama Gunita <b>PA</b> : Handoko Tomo Samuel Gunawan & Rekan			Jln. T.B. Simatupang No. 8 Pasar Rebo, Jakarta <b>Phone</b> : (021) 285-65600 <b>Fax</b> : (021) 285-65601 <b>e-mail</b> : margaretha.manik@merck.co.id <b>Web</b> : www.merck.co.id <b>CS</b> : Atiek Sawitri <b>SAB</b> : PT EDI Indonesia <b>PA</b> : Siddharta Widjaja & Rekan	
326.	<b>MDKA</b> Merdeka Copper Gold Tbk.	2   2   23	332.	<b>META</b> Nusantara Infrastructure Tbk. [S]	1   7   72
	International Finance Centre Building 12th A Fl. Jln. Jend. Sudirman Kav. 22-23, Jakarta Selatan 12920 <b>Phone</b> : (021) 2941 - 0806 <b>Fax</b> : (021) 2941 - 0807 <b>e-mail</b> : investor.relations@merdekacoppergold.com <b>Web</b> : www.merdekacoppergold.com <b>CS</b> : Ellie Turjandi <b>SAB</b> : PT Datindo Entrycom <b>PA</b> : Tanubrata Sutanto Fahmi & Rekan			Equity Tower 38th Fl., SCBD Lot. 9 Jln. Jend. Sudirman Kav. 52 - 53, Jakarta 12190 <b>Phone</b> : (021) 515-0100 <b>Fax</b> : (021) 515-1221 <b>e-mail</b> : corsec@nusantarainfrastructure.com <b>Web</b> : www.nusantarainfrastructure.com <b>CS</b> : Dahlia Evawani <b>SAB</b> : PT Adimitra Jasa Korpora <b>PA</b> : Tanubrata Sutanto Fahmi & Rekan	
327.	<b>MDLN</b> Modernland Realty Tbk. [S]	1   6   61	333.	<b>MFIN</b> Mandala Multifinance Tbk.	2   8   82
	Green Central City, Commercial Area 5th Fl. Jln. Gajah Mada No. 188, Jakarta Barat 11120 <b>Phone</b> : (021) 293-65888 <b>Fax</b> : (021) 293-69999 <b>e-mail</b> : corporate@modernland.co.id <b>Web</b> : www.modernland.co.id <b>CS</b> : Cuncun Wijaya <b>SAB</b> : PT EDI Indonesia <b>PA</b> : Tanubrata Sutanto Fahmi & Rekan			Jln. Menteng Raya No. 24 A-B Jakarta Pusat 10340 <b>Phone</b> : (021) 293-68888 <b>Fax</b> : (021) 292-59950 <b>e-mail</b> : corsec@mandalafinance.com <b>Web</b> : www.mandalafinance.com <b>CS</b> : Mahrus <b>SAB</b> : PT Sinartama Gunita <b>PA</b> : Osman Bing Satrio & Eny	
328.	<b>MDRN</b> Modern Internasional Tbk.	1   9   91	334.	<b>MFMI</b> Multifiling Mitra Indonesia Tbk. [S]	2   9   99
	Jln. Matraman Raya No. 12 Jakarta 13150 <b>Phone</b> : (021) 280-1000, 858-0050 <b>Fax</b> : (021) 858-2347 <b>e-mail</b> : tina.novita@moderninternasional.co.id <b>Web</b> : www.moderninternasional.co.id <b>CS</b> : Tina Novita <b>SAB</b> : PT EDI Indonesia <b>PA</b> : Purwantono, Sungkoro & Surja			Delta Silicon Industrial Park Jln. Akasia II Blok A7-4A, Lippo Cikarang, Bekasi 17550 <b>Phone</b> : (021) 897-2526 <b>Fax</b> : (021) 897-2527 <b>e-mail</b> : senjaya.bidjaksana@mimi.co.id <b>Web</b> : www.mimi.co.id <b>CS</b> : Senjaya Bidjaksana <b>SAB</b> : PT Sharestar Indonesia <b>PA</b> : Amir Abadi Jusuf, Aryanto, Mawar & Rekan	
329.	<b>MEDC</b> Medco Energi Internasional Tbk.	1   2   22	335.	<b>MGNA</b> Magna Finance Tbk.	2   8   82
	The Energy Building 52nd - 55th Fl., SCBD Lot. 11A Jln. Jend. Sudirman, Senayan, Jakarta 12190 <b>Phone</b> : (021) 299-53000 <b>Fax</b> : (021) 299-51385 <b>e-mail</b> : Fakhrini.nilamsari@medcoenergi.com <b>Web</b> : www.medcogroup.com <b>CS</b> : Fakhrini Nilamsari <b>SAB</b> : PT Sinartama Gunita <b>PA</b> : Purwantono, Sungkoro & Surja			Rukan Permata Senayan Blok E-50, 52-55 Jln. Tentara Pelajar, Grogol Utara, Jakarta Selatan 12210 <b>Phone</b> : (021) 579 - 40936 <b>Fax</b> : (021) 579 - 40936 <b>e-mail</b> : corpsec@magnafinance.co.id <b>Web</b> : www.magnafinance.co.id <b>CS</b> : Andrew Hernando <b>SAB</b> : PT Ficomindo Buana Registrar <b>PA</b> : Tjahjadi & Tamara	
330.	<b>MEGA</b> Bank Mega Tbk.	1   8   81	336.	<b>MICE</b> Multi Indocitra Tbk. [S]	2   9   91
	Menara Bank Mega 14th Fl. Jln. Kapten Tendean No.12 - 14A, Jakarta Selatan 12970 <b>Phone</b> : (021) 7917-5000 <b>Fax</b> : (021) 791-75014, 75015, 87100, 577-2386, 0020 <b>e-mail</b> : christiana.damanik@bankmega.com <b>Web</b> : www.bankmega.com <b>CS</b> : Christiana M. Damanik <b>SAB</b> : PT Datindo Entrycom <b>PA</b> : Purwantono, Sungkoro & Surja			Green Central City Commercial Area 6th Fl. Jln. Gajah Mada No. 188, Jakarta Pusat 11120 <b>Phone</b> : (021) 293-68888 <b>Fax</b> : (021) 293-79212 <b>e-mail</b> : corp.sec@mic.co.id <b>Web</b> : www.mic.co.id <b>CS</b> : Ali Arifin Sutedjo <b>SAB</b> : PT Adimitra Jasa Korpora <b>PA</b> : Arsyad & Rekan	

## Listed Companies

337.	<b>MIDI</b>	<b>Midi Utama Indonesia Tbk.</b>	2   9   93	343.	<b>MLBI</b>	<b>Multi Bintang Indonesia Tbk.</b>	1   5   51
		Jln. M.H. Thamrin No. 9 Cikokol, Tangerang 15117 <b>Phone</b> : (021) 554-3445 <b>Fax</b> : (021) 554-9505 <b>e-mail</b> : aan.suantopo@mu.co.id <b>Web</b> : www.alfamidiku.com <b>CS</b> : Suantopo Po <b>SAB</b> : PT Adimitra Jasa Korpora <b>PA</b> : Purwantono, Sungkoro & Surja				Jln. Daan Mogot Km. 19 Tangerang 15122 <b>Phone</b> : (021) 545-0750 <b>Fax</b> : (021) 619-0190 <b>e-mail</b> : eka_lesdiana@multibintang.co.id <b>Web</b> : www.multibintang.co.id <b>CS</b> : Maarten Hoedemaker <b>SAB</b> : PT Sirca Datapro Perdana <b>PA</b> : Osman Bing Satrio & Eny	
338.	<b>MIKA</b>	<b>Mitra Keluarga Karyasehat Tbk. [S]</b>	2   9   96	344.	<b>MLIA</b>	<b>Mulia Industrindo Tbk.</b>	2   3   32
		Jln. Letjen. Suprpto Kav. 4 Jakarta Pusat 10510 <b>Phone</b> : (021) 424-3908 <b>Fax</b> : (021) 424-4983 <b>e-mail</b> : corporate.secretary@mitrakeluarga.com <b>Web</b> : www.mitrakeluarga.com <b>CS</b> : Joyce V. Handajani <b>SAB</b> : PT Adimitra Jasa Korpora <b>PA</b> : Tjahjadi & Tamara				Wisma Mulia 53rd Fl. Jln. Jend. Gatot Subroto 42, Jakarta 12710 <b>Phone</b> : (021) 520-0959 <b>Fax</b> : (021) 520-0763 <b>e-mail</b> : nila@muliaigroup.co.id <b>Web</b> : www.muliaindustrindo.com <b>CS</b> : Hendry Bun <b>SAB</b> : PT Blue Chip Mulia <b>PA</b> : Osman Bing Satrio & Eny	
339.	<b>MIRA</b>	<b>Mitra International Resources Tbk. [S]</b>	2   7   74	345.	<b>MLPL</b>	<b>Multipolar Tbk. [S]</b>	1   9   98
		Grha Mitra, Jln. Pejaten Barat No.6 Jakarta Selatan 12510 <b>Phone</b> : (021) 719-3131, 719-3232 <b>Fax</b> : (021) 718-2245 <b>e-mail</b> : corporatesecretary@mitrarajasa.com <b>Web</b> : www.mitrarajasa.com <b>CS</b> : Arda Billy <b>SAB</b> : PT Adimitra Jasa Korpora <b>PA</b> : Johan Malonda Mustika & Rekan				Menara Matahari 21st Fl. Jln. Bulevar Palem Raya No.7, Lippo Karawaci 1200, Tangerang 15811 <b>Phone</b> : (021) 546-8888 <b>Fax</b> : (021) 547-5147 <b>e-mail</b> : chrys.sinulingga@multipolar-group.com <b>Web</b> : www.multipolar-group.com <b>CS</b> : Chrysologus RN Sinulingga <b>SAB</b> : PT Sharestar Indonesia <b>PA</b> : Amir Abadi Jusuf, Aryanto, Mawar & Rekan	
340.	<b>MITI</b>	<b>Mitra Investindo Tbk. [S]</b>	2   2   24	346.	<b>MLPT</b>	<b>Multipolar Technology Tbk. [S]</b>	1   9   97
		Menara Palma 6th Fl. Jln. H.R. Rasuna Said Blok X-2 Kav. 6, , Kuningan, Jakarta Selatan 12950 <b>Phone</b> : (021) 579-57518 <b>Fax</b> : (021) 579-57418 <b>e-mail</b> : corsec@mitra-investindo.com <b>Web</b> : - <b>CS</b> : Diah Pertiwi Gandhi <b>SAB</b> : PT Sinartama Gunita <b>PA</b> : Paul Hadiwinata, Hidajat, Arsono, Achmad, Suharli & Rekan				BeritaSatu Plaza, 7th Fl. Jln. Jenderal Gatot Subroto Kav. 35-36, Jakarta 12950 <b>Phone</b> : (021) 5577-7000, 546-0011 <b>Fax</b> : (021) 546-0020 <b>e-mail</b> : corsec.mlpt@multipolar.com <b>Web</b> : www.multipolar.com <b>CS</b> : Wahyudi Chandra <b>SAB</b> : PT Sharestar Indonesia <b>PA</b> : Amir Abadi Jusuf, Aryanto, Mawar & Rekan	
341.	<b>MKNT</b>	<b>Mitra Komunikasi Nusantara Tbk. [S]</b>	2   9   93	347.	<b>MMLP</b>	<b>Mega Manunggal Property Tbk.</b>	2   6   61
		Axa Tower, 32nd Fl. Suite 2-5 Jln. Prof. Dr. Satrio, Kav. 18, Jakarta Selatan 12940 <b>Phone</b> : (021) 300-56255 <b>Fax</b> : 021-300-56256 <b>e-mail</b> : ornella.bartin@mknt.id <b>Web</b> : www.mknt.id <b>CS</b> : Ornela Bartin Sutan <b>SAB</b> : PT Adimitra Jasa Korpora <b>PA</b> : Herman, Dody Tanumihardja & Rekan				Grha Intirub, 2nd Fl., Intirub Business Park Jln. Cililitan Besar No. 454, Jakarta Timur 13650 <b>Phone</b> : (021) 2937- 9058 <b>Fax</b> : (021) 2937- 9057 <b>e-mail</b> : corp.secr@mmproperty.com <b>Web</b> : - <b>CS</b> : Khrisna Daswara <b>SAB</b> : PT Datindo Entrycom <b>PA</b> : Hendrawinata Eddy Siddharta & Tanzil	
342.	<b>MKPI</b>	<b>Metropolitan Kentjana Tbk. [S]</b>	2   6   61	348.	<b>MNCN</b>	<b>Media Nusantara Citra Tbk.</b>	1   9   95
		Jln. Metro Duta Niaga Blok B-5 Pondok Indah, Jakarta 12310 <b>Phone</b> : (021) 750-5757 <b>Fax</b> : (021) 769-4989 <b>e-mail</b> : corsec@pondokindahgroup.co.id <b>Web</b> : www.pondokindahgroup.co.id <b>CS</b> : Tan Dwi Ratih <b>SAB</b> : PT Sirca Datapro Perdana <b>PA</b> : Hendrawinata Eddy Siddharta & Tanzil				MNC Tower 26th Fl. Jln. Kebon Sirih Kav. 17 - 19, Jakarta 10340 <b>Phone</b> : (021) 390-0885 <b>Fax</b> : (021) 392-0109, 390-4965, 392-7859 <b>e-mail</b> : ray.wijaya@mncgroup.com <b>Web</b> : www.mncgroup.com <b>CS</b> : I Made Ray Karuna Wijaya <b>SAB</b> : PT BSR Indonesia <b>PA</b> : Osman Bing Satrio & Eny	

## Listed Companies

349.	<b>MPMX</b>	<b>Mitra Pinasthika Mustika Tbk.</b>	1	9   91	355.	<b>MTFN</b>	<b>Capitalinc Investment Tbk.</b>	2	8   89
		Lippo Kuningan 26th Fl. Jln. H.R. Rasuna Said Kav. B-12 Kuningan, Jakarta 12920 <b>Phone</b> : (021) 6570-4070 <b>Fax</b> : (021) 6570-4080 <b>e-mail</b> : corsecmpm@mpm-ho.com <b>Web</b> : www.mpmgroup.co.id <b>CS</b> : Zahnia <b>SAB</b> : PT Datindo Entrycom <b>PA</b> : Siddharta Widjaja & Rekan					Menara Jamsostek, North Tower 19th Fl. Jln. Jend. Gatot Subroto No. 38, Jakarta 12710 <b>Phone</b> : (021) 529-02270 <b>Fax</b> : (021) 529-02261 <b>e-mail</b> : corpsec@capitalinc-investment.com <b>Web</b> : www.capitalinc-investment.com <b>CS</b> : Sri Setyaningsih Elisabeth <b>SAB</b> : PT Sirca Datapro Perdana <b>PA</b> : Rama Wendra		
350.	<b>MPPA</b>	<b>Matahari Putra Prima Tbk. [S]</b>	1	9   93	356.	<b>MTLA</b>	<b>Metropolitan Land Tbk. [S]</b>	1	6   61
		Menara Matahari- Lippo Life 20th Fl., Jln. Boulevard Palem Raya No. 7 Lippo Karawaci 1200, Tangerang 15811 <b>Phone</b> : (021) 546-9333, 547-5333, 5478 <b>Fax</b> : (021) 547-5229, 547-5673 <b>e-mail</b> : danny.kojongian@hypermart.co.id <b>Web</b> : www.hypermart.co.id <b>CS</b> : Danny Kojongian <b>SAB</b> : PT Sharestar Indonesia <b>PA</b> : Amir Abadi Jusuf, Aryanto, Mawar & Rekan					Ariobimo Sentral Building 10th Fl. Jln. H.R. Rasuna Said Blok X-2, Kav. 5, Jakarta 12940 <b>Phone</b> : (021) 522-6188 <b>Fax</b> : (021) 522-6189 <b>e-mail</b> : corpsec@metropolitanland.com <b>Web</b> : www.metropolitanland.com <b>CS</b> : Olivia Surodjo <b>SAB</b> : PT Raya Saham Registra <b>PA</b> : Osman Bing Satrio & Eny		
351.	<b>MRAT</b>	<b>Mustika Ratu Tbk. [S]</b>	1	5   54	357.	<b>MTRA</b>	<b>Mitra Pemuda Tbk. [S]</b>	2	6   62
		Graha Mustika Ratu Lt PH Jln. Jend. Gatot Subroto Kav 74-75, Jakarta 12870 <b>Phone</b> : (021) 830-6754, 830-6759 <b>Fax</b> : (021) 830-6753, 830-6760 <b>e-mail</b> : info@mustika-ratu.co.id <b>Web</b> : www.mustika-ratu.com <b>CS</b> : Boma Kharista S. <b>SAB</b> : PT Datindo Entrycom <b>PA</b> : Paul Hadiwinata, Hidajat, Arsono, Achmad, Suharli & Rekan					Permata Kota Blok E 11 Jln. P. Tubagus Angke 170, Jakarta 14450 <b>Phone</b> : (021) 666-71549 <b>Fax</b> : (021) 666-71547 <b>e-mail</b> : a_anggono@yahoo.com <b>Web</b> : - <b>CS</b> : Agung Anggono <b>SAB</b> : PT Datindo Entrycom <b>PA</b> : Teramihardja, Pradhono & Chandra		
352.	<b>MREI</b>	<b>Maskapai Reasuransi Indonesia Tbk.</b>	2	8   84	358.	<b>MTSM</b>	<b>Metro Realty Tbk. [S]</b>	2	6   61
		Plaza Marein, 18th Fl. Jln. Jend. Sudirman Kav. 76-78, Jakarta 12910 <b>Phone</b> : (021) 579-36588, 579-36575 <b>Fax</b> : (021) 579-36580, 579-36581, 579-36582, 579-36583 <b>e-mail</b> : bonar.siregar@marein-re.com <b>Web</b> : www.marein-re.com <b>CS</b> : Bonar Siregar <b>SAB</b> : PT Blue Chip Mulia <b>PA</b> : Amir Abadi Jusuf, Aryanto, Mawar & Rekan					Metro Building 9th - 10th Fl. Jln. H. Samanhudi, Pasar Baru, Jakarta Pusat <b>Phone</b> : (021) 344-1222 <b>Fax</b> : (021) 384-7242 <b>e-mail</b> : yuri.anatama@gmail.com <b>Web</b> : - <b>CS</b> : Yurianatama <b>SAB</b> : PT Datindo Entrycom <b>PA</b> : Maksum, Suyamto, Hirdjan & Rekan		
353.	<b>MSKY</b>	<b>MNC Sky Vision Tbk.</b>	1	9   95	359.	<b>MYOH</b>	<b>Samindo Resources Tbk. [S]</b>	1	2   21
		Wisma Indovision Jln. Raya Panjang Blok Z/III, Green Garden, Jakarta Barat 11520 <b>Phone</b> : (021) 582-8000 <b>Fax</b> : (021) 582-5620 <b>e-mail</b> : muharzi.hasril@mncgroup.com <b>Web</b> : www.indovision.tv <b>CS</b> : Muharzi Hasril <b>SAB</b> : PT BSR Indonesia <b>PA</b> : Osman Bing Satrio & Eny					Menara Mulia Building 16th Fl. Jln. Jend. Gatot Subroto Kav. 9 - 11, Jakarta 12930 <b>Phone</b> : (021) 525-7481 <b>Fax</b> : (021) 525-7508 <b>e-mail</b> : hananto@samindoresources.com; <b>Web</b> : www.samindoresources.com <b>CS</b> : Hananto Wibowo <b>SAB</b> : PT Adimitra Jasa Korpora <b>PA</b> : Tanudiredja, Wibisana, Rintis & Rekan		
354.	<b>MTDL</b>	<b>Metrodata Electronics Tbk. [S]</b>	1	9   97	360.	<b>MYOR</b>	<b>Mayora Indah Tbk. [S]</b>	1	5   51
		APL Tower 37th Fl. Jln. Letjen S. Parman Kav. 28, Jakarta 11470 <b>Phone</b> : (021) 2934-5888 <b>Fax</b> : (021) 2934-5899 <b>e-mail</b> : investor-relations@metrodata.co.id <b>Web</b> : - <b>CS</b> : Randy Kartadinata <b>SAB</b> : PT Datindo Entrycom <b>PA</b> : Osman Bing Satrio & Eny					Jln. Tomang Raya No. 21 - 23 Jakarta <b>Phone</b> : (021) 565-5311 <b>Fax</b> : (021) 565-5323 <b>e-mail</b> : Hermawan@mayora.co.id <b>Web</b> : www.mayora.com <b>CS</b> : Andi Laurus <b>SAB</b> : PT EDI Indonesia <b>PA</b> : Mulyamin Sensi Suryanto & Lianny		

## Listed Companies

361.	<b>MYRX</b> Hanson International Tbk.	2   9   98	367.	<b>NIPS</b> Nipress Tbk. [S]	2   4   42
	Mayapada Tower 21st Fl. Jln. Jend. Sudirman Kav. 28, Jakarta <b>Phone</b> : (021) 521-3555 <b>Fax</b> : (021) 521-4555 <b>e-mail</b> : rony@hanson.co.id <b>Web</b> : www.hanson.co.id <b>CS</b> : Rony Agung Suseno <b>SAB</b> : PT Ficominindo Buana Registrar <b>PA</b> : Purwantono, Sungkoro & Surja			Jln. Raya Narogong Km. 26 Cileungsi Bogor <b>Phone</b> : (021) 823-0968 <b>Fax</b> : (021) 823-0935, 823-0936 <b>e-mail</b> : puji_nipress@yahoo.com <b>Web</b> : www.nipress.com <b>CS</b> : Puji Haryani <b>SAB</b> : PT Blue Chip Mulia <b>PA</b> : Supoyo, Sutjahjo, Subyantara & Rekan	
362.	<b>MYRXP</b> Hanson International (Seri B) Tbk.	2   9   98	368.	<b>NIRO</b> Nirvana Development Tbk. [S]	2   6   61
	Mayapada Tower 21st Fl. Jln. Jend. Sudirman Kav. 28, Jakarta <b>Phone</b> : (021) 521-3555 <b>Fax</b> : (021) 521-4555 <b>e-mail</b> : rony@hanson.co.id <b>Web</b> : www.hanson.co.id <b>CS</b> : Rony Agung Suseno <b>SAB</b> : PT Ficominindo Buana Registrar <b>PA</b> : Purwantono, Sungkoro & Surja			Office 8 Building, 33rd Fl. SCBD Lot 28 Jln. Jend. Sudirman Kav. 52-53, Jakarta 12190 <b>Phone</b> : (021) 2933-3775 <b>Fax</b> : (021) 2933-3715 <b>e-mail</b> : erick@nirvanadevelopment.com <b>Web</b> : www.nirvanadevelopment.com <b>CS</b> : Timothy Eugene Alamsyah <b>SAB</b> : PT Sharestar Indonesia <b>PA</b> : Tanubrata Sutanto Fahmi & Rekan	
363.	<b>MYTX</b> Asia Pacific Investama Tbk.	1   4   43	369.	<b>NISP</b> Bank OCBC NISP Tbk.	1   8   81
	Graha BIP Building 6th & 10th Fl. Jln. Gatot Subroto Kav. 23, Jakarta 12930 <b>Phone</b> : (021) 525-8180, 522-8888 <b>Fax</b> : (021) 525-8300 <b>e-mail</b> : partogu.toruan@apacinti.com <b>Web</b> : www.apacinti-online.com <b>CS</b> : Partogu Lumban Toruan <b>SAB</b> : PT Adimitra Jasa Korpora <b>PA</b> : Kosasih, Nurdijaman, Mulyadi, Tjahjo & Rekan			OCBC NISP Tower Jln. Prof. Dr. Satrio Kav. 25, Jakarta 12940 <b>Phone</b> : (021) 255-33888 <b>Fax</b> : (021) 579-44000, 579-43939 <b>e-mail</b> : angeline.nangoi@ocbcnisp.com <b>Web</b> : www.banknisp.com <b>CS</b> : Ivonne Purnama Chandra <b>SAB</b> : PT Sirca Datapro Perdana <b>PA</b> : Tanudiredja, Wibisana, Rintis & Rekan	
364.	<b>NAGA</b> Bank Mitraniaga Tbk.	1   8   81	370.	<b>NOBU</b> Bank Nationalnobu Tbk.	1   8   81
	Wisma 77 Jln. Letjen S. Parman Kav 77, Slipi, Jakarta Barat 11410 <b>Phone</b> : (021) 548-1877 <b>Fax</b> : (021) 548-1848, 548-1312 <b>e-mail</b> : handry.husein@bankmitraniaga.co.id <b>Web</b> : www.bankmitraniaga.co.id <b>CS</b> : Handry Husein <b>SAB</b> : PT Ficominindo Buana Registrar <b>PA</b> : Kanaka Puradiredja, Suhartono			Plaza Semanggi, UG Fl. Jln. Jend. Sudirman Kav. 50, Jakarta 12930 <b>Phone</b> : (021) 2553 - 5128 <b>Fax</b> : (021) 2553 - 5130 <b>e-mail</b> : corsec@nobubank.com <b>Web</b> : www.nobubank.com <b>CS</b> : Mario Satrio <b>SAB</b> : PT Sharestar Indonesia <b>PA</b> : Amir Abadi Jusuf, Aryanto, Mawar & Rekan	
365.	<b>NELY</b> Pelayaran Nelly Dwi Putri Tbk. [S]	2   7   74	371.	<b>NRCA</b> Nusa Raya Cipta Tbk. [S]	1   6   62
	Jln. Majapahit No. 28 A Jakarta 10160 <b>Phone</b> : (021) 385-9649 <b>Fax</b> : (021) 380-9280 <b>e-mail</b> : yani@nellydwiputri.com <b>Web</b> : nelydwiputri.co.id <b>CS</b> : Tjauw Yani <b>SAB</b> : PT Datindo Entrycom <b>PA</b> : Amir Abadi Jusuf, Aryanto, Mawar & Rekan			Graha Cipta Building 2nd Fl. Jln. D.I. Panjaitan No. 40, Jakarta 13350 <b>Phone</b> : (021) 819 - 3526, 819 - 3582 <b>Fax</b> : (021) 819 - 3544, 819 - 3471 <b>e-mail</b> : corsec@nusrayacipta.com <b>Web</b> : www.nusrayacipta.com <b>CS</b> : Firman Armensyah Lubis <b>SAB</b> : PT Sinartama Gunita <b>PA</b> : Amir Abadi Jusuf, Aryanto, Mawar & Rekan	
366.	<b>NIKL</b> Pelat Timah Nusantara Tbk. [S]	1   3   33	372.	<b>OCAP</b> Onix Capital Tbk.	2   8   83
	Krakatau Steel Building 3rd Fl. Jln. Jend Gatot Subroto Kav 54, Jakarta 12950 <b>Phone</b> : (021) 520-9883 <b>Fax</b> : (021) 521-0079 <b>e-mail</b> : sekper@latinusa.co.id <b>Web</b> : www.latinusa.co.id <b>CS</b> : Wuri Wuryani <b>SAB</b> : PT Datindo Entrycom <b>PA</b> : Siddharta Widjaja & Rekan			Harmoni Limarga Building 4th Fl. Jln. Imam Bonjol No. 72, Jakarta 10310 <b>Phone</b> : (021) 391-0030 <b>Fax</b> : (021) 391-8931 <b>e-mail</b> : maylanie.priscilla@ocap.co.id; <b>Web</b> : www.ocap.co.id <b>CS</b> : Maylanie Natalie Priscilla <b>SAB</b> : PT Sinartama Gunita <b>PA</b> : Mulyamin Sensi Suryanto & Lianny	



## Listed Companies

373.	<b>OKAS</b>	Ancora Indonesia Resources Tbk.	2	9   91	379.	<b>PBRX</b>	Pan Brothers Tbk. [S]	1	4   43
		Equity Tower 41st Fl. Suite A, Sudirman Central Business District (SCBD) Jln. Jend. Sudirman Kav. 52-53 Lot. 9, Jakarta 12190					Jln. Siliwangi No. 178 Alam Jaya, Jatiuwung, Tangerang 15133		
		<b>Phone</b> : (021) 290-35011					<b>Phone</b> : (021) 590-0718		
		<b>Fax</b> : (021) 290-35012					<b>Fax</b> : (021) 590-0706		
		<b>e-mail</b> : ratna.irawati@ancorair.com					<b>e-mail</b> : apbrxswk@pbrx.co.id		
		<b>Web</b> : www.ancorair.com					<b>Web</b> : -		
		<b>CS</b> : Ratna Irawati					<b>CS</b> : Iswar Deni		
		<b>SAB</b> : PT Sinartama Gunita					<b>SAB</b> : PT Datindo Entrycom		
		<b>PA</b> : Purwantono, Sungkoro & Surja					<b>PA</b> : Doli, Bambang, Sulistiyanto, Dadang & Ali		
374.	<b>OMRE</b>	Indonesia Prima Property Tbk. [S]	2	6   61	380.	<b>PDES</b>	Destinasi Tirta Nusantara Tbk. [S]	2	9   94
		Wisma Sudirman 11th Fl. Jln. Jend. Sudirman Kav. 34, Jakarta					Panorama Building 4th Fl. Jln. Tomang Raya No. 63, Jakarta 11440		
		<b>Phone</b> : (021) 570-6745					<b>Phone</b> : (021) 569-58585		
		<b>Fax</b> : (021) 570-0635					<b>Fax</b> : (021) 569-58586		
		<b>e-mail</b> : tehneneng_tea@yahoo.com					<b>e-mail</b> : corsec.pdes@panorama-destination.com		
		<b>Web</b> : www.ipp.co.id					<b>Web</b> : www.panorama-tours.com		
		<b>CS</b> : Neneng Nurdjanah					<b>CS</b> : Hie Luang Kiauw		
		<b>SAB</b> : PT Datindo Entrycom					<b>SAB</b> : PT Blue Chip Mulia		
		<b>PA</b> : Osman Bing Satrio & Eny					<b>PA</b> : Mulyamin Sensi Suryanto & Lianny		
375.	<b>PADI</b>	Minna Padi Investama Tbk.	1	8   83	381.	<b>PEGE</b>	Panca Global Securities Tbk.	2	8   83
		Equity Tower 11th Fl., SCBD Lot. 9 Jln. Jend. Sudirman Kav. 52 - 53, Jakarta 12190					Indonesia Stock Exchange Building Tower I Suite 1706 A Jln. Jend. Sudirman Kav. 52 - 53, Jakarta 12109		
		<b>Phone</b> : (021) 525-5555, 525-6666					<b>Phone</b> : (021) 515-5456		
		<b>Fax</b> : (021) 527-1527					<b>Fax</b> : (021) 515-5466		
		<b>e-mail</b> : alicia@minnapadi.com					<b>e-mail</b> : pancaglobal@cbn.net.id		
		<b>Web</b> : www.minnapadi.com					<b>Web</b> : www.pancaglobal.co.id		
		<b>CS</b> : Alicia					<b>CS</b> : Hendra H. Kustarjo		
		<b>SAB</b> : PT Blue Chip Mulia					<b>SAB</b> : PT Blue Chip Mulia		
		<b>PA</b> : Johan Malonda Mustika & Rekan					<b>PA</b> : Bambang Sudaryono, Drs. & Rekan		
376.	<b>PALM</b>	Provident Agro Tbk.	2	1   12	382.	<b>PGAS</b>	Perusahaan Gas Negara (Persero) Tbk. [S]	1	7   71
		Barclays House, 9th Fl. Jln. Jend. Sudirman Kav. 22-23, Jakarta 12920					Jln. K.H. Zainul Arifin No. 20 Jakarta 11140		
		<b>Phone</b> : (021) 522-4878					<b>Phone</b> : (021) 633-4838		
		<b>Fax</b> : (021) 522-4770					<b>Fax</b> : (021) 633-1632		
		<b>e-mail</b> : investor.relation@provident-agro.com					<b>e-mail</b> : heri.yusup@pgn.co.id		
		<b>Web</b> : www.provident-agro.com					<b>Web</b> : www.pgn.co.id		
		<b>CS</b> : Devin Antonio Ridwan					<b>CS</b> : Heri Yusup		
		<b>SAB</b> : PT Datindo Entrycom					<b>SAB</b> : PT Datindo Entrycom		
		<b>PA</b> : Tanubrata Sutanto Fahmi & Rekan					<b>PA</b> : Purwantono, Sungkoro & Surja		
377.	<b>PANR</b>	Panorama Sentrawisata Tbk.	1	9   94	383.	<b>PGLI</b>	Pembangunan Graha Lestari Indah Tbk. [S]	2	9   94
		Panorama Building 6th Fl. Jln. Tomang Raya No. 63, Jakarta 11440					Jln. T. Amir Hamzah No. 68 Komplek Ruko Mega Ria No.17 M-N, Medan 20124		
		<b>Phone</b> : (021) 255-65000					<b>Phone</b> : (061) 845-1069, 847-6469		
		<b>Fax</b> : (021) 255-65055					<b>Fax</b> : (061) 847-6468		
		<b>e-mail</b> : corsec.panr@panorama-group.co.id					<b>e-mail</b> : info@ptpgli.co.id		
		<b>Web</b> : www.panorama-leisure.co.id					<b>Web</b> : www.ptpgli.com		
		<b>CS</b> : Karsono Probosetio					<b>CS</b> : Linda Sari		
		<b>SAB</b> : PT Blue Chip Mulia					<b>SAB</b> : PT Adimitra Jasa Korpora		
		<b>PA</b> : Mulyamin Sensi Suryanto & Lianny					<b>PA</b> : Heliantono & Rekan		
378.	<b>PANS</b>	Panin Sekuritas Tbk.	1	8   83	384.	<b>PICO</b>	Pelangi Indah Canindo Tbk. [S]	2	3   33
		Indonesia Stock Exchange Building Tower II, 17th Fl. Suite 1705 Jln. Jend. Sudirman Kav.52 - 53, Jakarta 12190					Jln. Daan Mogot Km. 14 No. 700 Jakarta		
		<b>Phone</b> : (021) 515-3055					<b>Phone</b> : (021) 619-2222, 544-2323, 552-0733		
		<b>Fax</b> : (021) 515-3061, 515-3062					<b>Fax</b> : (021) 619-3446, 540-6215, 552-7456		
		<b>e-mail</b> : prama@pans.co.id					<b>e-mail</b> : corpsec@pic.co.id		
		<b>Web</b> : www.pans.co.id					<b>Web</b> : www.pic.co.id		
		<b>CS</b> : Prama Nugraha					<b>CS</b> : Rubianto		
		<b>SAB</b> : PT Sinartama Gunita					<b>SAB</b> : PT Sirca Datapro Perdana		
		<b>PA</b> : Tanubrata Sutanto Fahmi & Rekan					<b>PA</b> : Abubakar Sidik, Drs., & Rekan		

## Listed Companies

385.	<b>PJAA</b>	<b>Pembangunan Jaya Ancol Tbk. [S]</b>	1   9   94	391.	<b>PNIN</b>	<b>Paninvest Tbk.</b>	1   8   84
		Ecovention Building - Ecopark Jln. Lodan Timur No. 7, Taman Impian Jaya Ancol, Jakarta 14430 <b>Phone</b> : (021) 645-4567, 645-3456 <b>Fax</b> : (021) 645-2986, 645-6746 <b>e-mail</b> : faridakusumar@yahoo.com <b>Web</b> : www.ancol.com <b>CS</b> : Ellen Gaby Tulangow <b>SAB</b> : PT Adimitra Jasa Korpora <b>PA</b> : Amir Abadi Jusuf, Aryanto, Mawar & Rekan				Panin Bank Plaza 6th Fl. Jln. Palmerah Utara No. 52, Jakarta Barat <b>Phone</b> : (021) 548-1974 <b>Fax</b> : (021) 548-4047 <b>e-mail</b> : pnin@paninvest.co.id <b>Web</b> : www.paninvest.co.id <b>CS</b> : Murwanto <b>SAB</b> : PT Sinartama Gunita <b>PA</b> : Anwar & Rekan	
386.	<b>PKPK</b>	<b>Perdana Karya Perkasa Tbk.</b>	2   2   22	392.	<b>PNLF</b>	<b>Panin Financial Tbk.</b>	1   8   89
		Graha Perdana, Jln. Sentosa 56 Samarinda, Kalimantan Timur <b>Phone</b> : (021) 633-3113 <b>Fax</b> : (021) 633-3118 <b>e-mail</b> : corsec@pkpk-tbk.co.id <b>Web</b> : www.pkpk-tbk.com <b>CS</b> : Untung Haryono <b>SAB</b> : PT Raya Saham Registra <b>PA</b> : Maruli & Frans				Panin Life Center 7th Fl. Jln. Letjen. S. Parman Kav. 91, Jakarta 11420 <b>Phone</b> : (021) 255-66888 <b>Fax</b> : (021) 255-66818 <b>e-mail</b> : corsec@paninfinancial.co.id <b>Web</b> : www.paninlife.co.id <b>CS</b> : Erika Tirtasari Wijaya <b>SAB</b> : PT Sinartama Gunita <b>PA</b> : Anwar & Rekan	
387.	<b>PLAS</b>	<b>Polaris Investama Tbk.</b>	2   9   98	393.	<b>PNSE</b>	<b>Pudjadi &amp; Sons Tbk. [S]</b>	2   9   94
		Mayapada Tower 11th Fl. Jln. Jend. Sudirman Kav. 28, Jakarta 12920 <b>Phone</b> : (021) 521-3337, 5289-7418 <b>Fax</b> : (021) 521-3410, 5289-7399 <b>e-mail</b> : taffyindra@gmail.com <b>Web</b> : www.polarisinvestama.co.id <b>CS</b> : Taffy Tjahja Indra <b>SAB</b> : PT Ficomindo Buana Registrar <b>PA</b> : Warnoyo S.E., M.Si				Jayakarta Tower Hotel Jln. Hayam Wuruk 126, Jakarta 11180 <b>Phone</b> : (021) 629-4408, 649-6760 <b>Fax</b> : (021) 659-8395 <b>e-mail</b> : pnse@cbn.net.id <b>Web</b> : www.jayakartahotelsresorts.com <b>CS</b> : Dadang Suwarsa <b>SAB</b> : PT EDI Indonesia <b>PA</b> : Kosasih, Nurdiyaman, Mulyadi, Tjahjo & Rekan	
388.	<b>PLIN</b>	<b>Plaza Indonesia Realty Tbk. [S]</b>	1   6   61	394.	<b>POLY</b>	<b>Asia Pacific Fibers Tbk.</b>	2   4   43
		Plaza Indonesia 10th Fl. Jln. M.H. Thamrin Kav. 28 - 30, Jakarta 10350 <b>Phone</b> : (021) 299-20000 <b>Fax</b> : (021) 299-21111 <b>e-mail</b> : Fitri.irmawati@plazaindonesia.com <b>Web</b> : www.plazaindonesia.com <b>CS</b> : Fitri Irmawati <b>SAB</b> : PT Sinartama Gunita <b>PA</b> : Osman Bing Satrio & Eny				THE EAST 35th Fl. Unit 5, 6, 7 Jln. DR. Ide Anak Agung Gde Agung Kav.E32 No.1, Jakarta Selatan 12 <b>Phone</b> : (021) 579-38555, 522-9390 <b>Fax</b> : (021) 579-38565, 522-5738 <b>e-mail</b> : tunaryo@apf.co.id <b>Web</b> : www.asiapacificfibers.com <b>CS</b> : Tunaryo <b>SAB</b> : PT Datindo Entrycom <b>PA</b> : Hendrawinata Eddy Siddharta & Tanzil	
389.	<b>PNBN</b>	<b>Bank Pan Indonesia Tbk.</b>	1   8   81	395.	<b>POOL</b>	<b>Pool Advista Indonesia Tbk.</b>	2   9   98
		Panin Bank Centre Jln. Jend. Sudirman, Jakarta <b>Phone</b> : (021) 270-0545, 270-0933 <b>Fax</b> : (021) 270-0340 <b>e-mail</b> : jasman@panin.co.id <b>Web</b> : www.panin.co.id <b>CS</b> : Jasman G. Munte <b>SAB</b> : PT Blue Chip Mulia <b>PA</b> : Osman Bing Satrio & Eny				Jln. Kali Besar Timur No. 28A Jakarta 11220 <b>Phone</b> : (021) 692-6104, 692-8248, 692-3424 <b>Fax</b> : (021) 691-5959 <b>e-mail</b> : paind@indosat.net.id <b>Web</b> : www.pooladvista.com <b>CS</b> : Endang P. Sulaksono <b>SAB</b> : PT Adimitra Jasa Korpora <b>PA</b> : Tjahjadi & Tamara	
390.	<b>PNBS</b>	<b>Bank Panin Syariah Tbk. [S]</b>	2   8   81	396.	<b>POWR</b>	<b>Cikarang Listrindo Tbk.</b>	2   7   71
		Panin Life Center Building 3rd Fl. Jln. Letjend S. Parman Kav. 91, Jakarta Barat 11420 <b>Phone</b> : (021) 5695-6100 <b>Fax</b> : (021) 5695-6105 <b>e-mail</b> : corsec@paninbanksyariah.co.id <b>Web</b> : www.paninbanksyariah.co.id <b>CS</b> : Ahmad Fathoni <b>SAB</b> : PT Raya Saham Registra <b>PA</b> : Osman Bing Satrio & Eny				World Trade Center 1, 17th Fl. Jln. Jend. Sudirman Kav. 29-31, Jakarta 12920 <b>Phone</b> : (021) 522-8122 <b>Fax</b> : (021) 522-4440 <b>e-mail</b> : corpsec@litrindo.com <b>Web</b> : www.litrindo.com <b>CS</b> : Christanto Pranata <b>SAB</b> : PT Datindo Entrycom <b>PA</b> : Purwantono, Sungkoro & Surja	

## Listed Companies

397.	<b>PPRO</b>	<b>PP Properti Tbk. [S]</b>	2   6   61	403.	<b>PTIS</b>	<b>Indo Straits Tbk.</b>	1   7   74
		Plaza PP - Wisma Subiyanto, 2nd Fl. Jln. Letjend. TB. Simatupang No. 57, Pasar Rebo, Jakarta 13760 <b>Phone</b> : (021) 8779-2734 <b>Fax</b> : (021) 841-5606 <b>e-mail</b> : headoffice@pp-properti.com <b>Web</b> : www.pp-properti.com <b>CS</b> : Indaryanto <b>SAB</b> : PT BSR Indonesia <b>PA</b> : Soejatna, Mulyana & Rekan				Graha Kirana Building, 15th Fl. Jln. Yos Sudarso Kav. 88, Jakarta 14350 <b>Phone</b> : (021) 653-11285 <b>Fax</b> : (021) 653-11265 <b>e-mail</b> : anton.saragih@indostraits.co.id <b>Web</b> : www.indostraits.co.id <b>CS</b> : Anton Ramada Saragih <b>SAB</b> : PT Sinartama Gunita <b>PA</b> : Tanudiredja, Wibisana, Rintis & Rekan	
398.	<b>PRAS</b>	<b>Prima Alloy Steel Universal Tbk. [S]</b>	1   4   42	404.	<b>PTPP</b>	<b>PP (Persero) Tbk. [S]</b>	1   6   62
		Jln. Muncul No. 1 Gedangan, Sidoarjo <b>Phone</b> : (031) 853-7088 <b>Fax</b> : (031) 853-1877, 853-4166 <b>e-mail</b> : corsec@panther-wheels.net <b>Web</b> : www.panther-wheels.net <b>CS</b> : Mulyono <b>SAB</b> : PT Raya Saham Registra <b>PA</b> : Krisnawan, Busroni, Achsin & Alamsyah				Plaza PP Jln. Letjend. T.B. Simatupang No. 57, , Pasar Rebo, Jakarta 13760 <b>Phone</b> : (021) 840-3883, 877-84137 <b>Fax</b> : (021) 840-3890 <b>e-mail</b> : corsec@pt-pp.com <b>Web</b> : www.pt-pp.com <b>CS</b> : Agus Samuel Kana <b>SAB</b> : PT BSR Indonesia <b>PA</b> : Soejatna, Mulyana & Rekan	
399.	<b>PSAB</b>	<b>J Resources Asia Pasifik Tbk. [S]</b>	2   2   23	405.	<b>PTRO</b>	<b>Petrosea Tbk. [S]</b>	1   2   21
		Equity Tower, 48th Fl., SCBD, Lot. 9 Jln. Jenderal Sudirman Kav 52-53, Jakarta Selatan 12190 <b>Phone</b> : (021) 515-3335 <b>Fax</b> : (021) 515-3759 <b>e-mail</b> : corpsec@jresources.com <b>Web</b> : www.jresources.com <b>CS</b> : Edi Permadi <b>SAB</b> : PT Adimitra Jasa Korpora <b>PA</b> : Mulyamin Sensi Suryanto & Lianny				Indy Bintaro Office Park, Jln. Boulevard Bintaro Jaya, CBD, Bintaro Kav B7/A6, Pondok Jaya, Pondok Aren, Tangerang Selatan, Banten <b>Phone</b> : (021) 2977-0999 <b>Fax</b> : (021) 2977-0988 <b>e-mail</b> : listing@petrosea.com <b>Web</b> : www.petrosea.com <b>CS</b> : Anto Broto <b>SAB</b> : PT Datindo Entrycom <b>PA</b> : Osman Bing Satrio & Eny	
400.	<b>PSDN</b>	<b>Prasidha Aneka Niaga Tbk. [S]</b>	2   5   51	406.	<b>PTSN</b>	<b>Sat Nusapersada Tbk. [S]</b>	1   4   46
		Plaza Sentral 20th Fl. Jln. Jend. Sudirman No. 47, Jakarta 12950 <b>Phone</b> : (021) 579-04478, 5790-4488 <b>Fax</b> : (021) 527-4948, 252-3428 <b>e-mail</b> : corp_sec@prasidha.co.id <b>Web</b> : www.prasidha.co.id <b>CS</b> : Petrus R. Arif <b>SAB</b> : PT Raya Saham Registra <b>PA</b> : Purwantono, Sungkoro & Surja				Jln. Pelita VI No. 99 Batam 29432 <b>Phone</b> : (0778) 425-888 <b>Fax</b> : (0778) 459-669 <b>e-mail</b> : rusdiana@satnusa.com <b>Web</b> : www.satnusa.com <b>CS</b> : Wilson <b>SAB</b> : PT Raya Saham Registra <b>PA</b> : Johan Malonda Mustika & Rekan	
401.	<b>PSKT</b>	<b>Red Planet Indonesia Tbk. [S]</b>	2   9   94	407.	<b>PTSP</b>	<b>Pioneerindo Gourmet International Tbk. [S]</b>	2   9   94
		Sona Topas Tower 15A Fl. Jln. Jendral Sudirman Kav. 26, Jakarta Selatan <b>Phone</b> : (021) 2949-8880 <b>Fax</b> : (021) 2949-8889 <b>e-mail</b> : nancy.nataleo@redplanetindonesia.com <b>Web</b> : www.redplanetindonesia.com <b>CS</b> : Nancy Nataleo <b>SAB</b> : PT Raya Saham Registra <b>PA</b> : Kanaka Puradiredja, Suhartono				Jln. Palmerah Utara No. 100 Jakarta Barat 11480 <b>Phone</b> : (021) 5366-8999 <b>Fax</b> : (021) 5366-2012, 2014 <b>e-mail</b> : kristanto@cfcindonesia.com <b>Web</b> : www.cfcindonesia.com <b>CS</b> : Teh Kian Kun <b>SAB</b> : PT EDI Indonesia <b>PA</b> : Amir Abadi Jusuf, Aryanto, Mawar & Rekan	
402.	<b>PTBA</b>	<b>Tambang Batubara Bukit Asam (Persero) Tbk. [S]</b>	1   2   21	408.	<b>PUDP</b>	<b>Pudjadi Prestige Tbk. [S]</b>	1   9   94
		Menara Kadin Indonesia 15th Fl. & 9th Fl. Jln. H.R. Rasuna Said X-5, Kav. 2 & 3, Jakarta 12950 <b>Phone</b> : (021) 525-4014 <b>Fax</b> : (021) 525-4002 <b>e-mail</b> : jpramono@bukitasam.co.id <b>Web</b> : www.ptba.com <b>CS</b> : Adib Ubaidillah <b>SAB</b> : PT Datindo Entrycom <b>PA</b> : Tanudiredja, Wibisana, Rintis & Rekan				Hotel Jayakarta 21st Fl. Jln. Hayam Wuruk 126, Jakarta 11180 <b>Phone</b> : (021) 624-1030, 624-1033, 624-0470, 629-4408 <b>Fax</b> : (021) 624-0981, 624-0987 <b>e-mail</b> : info@pudjadiprestige.co.id <b>Web</b> : - <b>CS</b> : Adwien Dhanu <b>SAB</b> : PT EDI Indonesia <b>PA</b> : Doli, Bambang, Sulistiyanto, Dadang & Ali	

## Listed Companies

409.	<b>PWON</b> Pakuwon Jati Tbk. [S]	1   6   61	415.	<b>RDTX</b> Roda Vivatex Tbk. [S]	1   6   61
	EastCoast Center 5th Fl., Pakuwon Town Square - Pakuwon City, Jln. Kejawen Putih Mutiara No. 17, Surabaya			Menara Standard Chartered 32nd Fl. Jln. Prof. Dr. Satrio No. 164, Jakarta Selatan	
	<b>Phone</b> : (031) 582-08788			<b>Phone</b> : (021) 255-32222	
	<b>Fax</b> : (031) 582-08798			<b>Fax</b> : (021) 255-32255	
	<b>e-mail</b> : minarto@pakuwon.com			<b>e-mail</b> : geno@rodavivatex.co.id	
	<b>Web</b> : www.pakuwon.com			<b>Web</b> : www.rodavivatex.co.id	
	<b>CS</b> : Minarto			<b>CS</b> : Wiriady Widjaja	
	<b>SAB</b> : PT Sirca Datapro Perdana			<b>SAB</b> : PT Blue Chip Mulia	
	<b>PA</b> : Osman Bing Satrio & Eny			<b>PA</b> : Johan Malonda Mustika & Rekan	
410.	<b>PYFA</b> Pyridam Farma Tbk. [S]	2   5   53	416.	<b>RELI</b> Reliance Securities Tbk.	1   8   83
	Ruko Villa Kebon Jeruk Blok F3 Jln. Raya Kebon Jeruk, Jakarta 11530			Reliance Capital Building Jln. Pluit Kencana No. 15A, Jakarta 14450	
	<b>Phone</b> : (021) 530-7551, 530-7552			<b>Phone</b> : (021) 661-7768	
	<b>Fax</b> : (021) 532-9049, 533-1651			<b>Fax</b> : (021) 661-9884	
	<b>e-mail</b> : steven@pyridam.com			<b>e-mail</b> : nurwati.tunggal@reliance-securities.com	
	<b>Web</b> : www.pyridam.com			<b>Web</b> : www.reliance-securities.com; www.relitrade.com	
	<b>CS</b> : Steven A.A. Setiawan			<b>CS</b> : Nurwati Tunggal	
	<b>SAB</b> : PT Sinartama Gunita			<b>SAB</b> : PT Blue Chip Mulia	
	<b>PA</b> : Tanubrata Sutanto Fahmi & Rekan			<b>PA</b> : Amir Abadi Jusuf, Aryanto, Mawar & Rekan	
411.	<b>RAJA</b> Rukun Raharja Tbk. [S]	1   7   71	417.	<b>RICY</b> Ricky Putra Globalindo Tbk. [S]	1   4   43
	Office Park Thamrin Residences Blok A. No. 01-05 Jln. Thamrin Boulevard, Kebon Melati, Tanah Abang, Jakarta 10220			Jln. Sawah Lio II No. 29-37 Jembatan Lima, Tambora, Jakarta Barat	
	<b>Phone</b> : (021) 2929-1053			<b>Phone</b> : (021) 634-2330	
	<b>Fax</b> : (021) 2357-9803			<b>Fax</b> : (021) 633-8642	
	<b>e-mail</b> : cindy.budijono@raja.co.id			<b>e-mail</b> : agnes.corsec@rpg.co.id	
	<b>Web</b> : -			<b>Web</b> : -	
	<b>CS</b> : Cindy Budijono			<b>CS</b> : Agnes Hermien Indrayati	
	<b>SAB</b> : PT Ficomindo Buana Registrar			<b>SAB</b> : PT Raya Saham Registra	
	<b>PA</b> : Husni, Mucharam & Rasidi			<b>PA</b> : Joachim Poltak Lian Michell & Rekan	
412.	<b>RALS</b> Ramayana Lestari Sentosa Tbk. [S]	1   9   93	418.	<b>RIGS</b> Rig Tenders Indonesia Tbk. [S]	2   7   74
	Jln. KH. Wahid Hasyim No. 220 A-B Jakarta 10250			Tetra Pak Building, Suite 104 1st Fl. Jln. Buncit Raya Kav. 100, Jakarta Selatan 12510	
	<b>Phone</b> : (021) 391-4566, 315-1563, 310-6653			<b>Phone</b> : (021) 296-68488	
	<b>Fax</b> : (021) 3193-4245			<b>Fax</b> : (021) 296-68479	
	<b>e-mail</b> : setyadi.surya@ramayana.co.id			<b>e-mail</b> : yunni.prabandari@rigtenders.co.id	
	<b>Web</b> : www.ramayana.co.id			<b>Web</b> : www.rigtenders.co.id	
	<b>CS</b> : Setyadi Surya			<b>CS</b> : Yunni Prabandari	
	<b>SAB</b> : PT Sinartama Gunita			<b>SAB</b> : PT Sirca Datapro Perdana	
	<b>PA</b> : Purwantono, Sungkoro & Surja			<b>PA</b> : Siddharta Widjaja & Rekan	
413.	<b>RANC</b> Supra Boga Lestari Tbk. [S]	1   9   93	419.	<b>RIMO</b> Rimo International Lestari Tbk. [S]	2   9   93
	Ranch Market Headquarter Jln. Raya Pesanggrahan No. 2, Kembangan, Jakarta Barat 11610			Jln. Palmerah Barat No. 32 B RT 001 RW 003, Grogol Utara, Kebayoran Lama, Jakarta Selatan 12210	
	<b>Phone</b> : (021) 583-51999			<b>Phone</b> : (021) 535-6601	
	<b>Fax</b> : (021) 583-50999			<b>Fax</b> : (021) 535-6423	
	<b>e-mail</b> : e.irawan@ranchmarket.co.id			<b>e-mail</b> : ade_tutut@yahoo.com	
	<b>Web</b> : www.ranchmarket.co.id			<b>Web</b> : www.rimointernational.com	
	<b>CS</b> : Suryawati			<b>CS</b> : Ade Tutut Tunggal R.	
	<b>SAB</b> : PT Adimitra Jasa Korpora			<b>SAB</b> : PT Sinartama Gunita	
	<b>PA</b> : Teramihardja, Pradhono & Chandra			<b>PA</b> : Jamaludin, Ardi, Sukimto & Rekan	
414.	<b>RBMS</b> Ristia Bintang Mahkotasejati Tbk.	1   6   61	420.	<b>RMBA</b> Bentoel Internasional Investama Tbk.	1   5   52
	Ribens Autocars Building Jln. Fatmawati No. 188, Jakarta 12420			Capital Place Office Tower 6th Fl. Jln. Gatot Subroto Kav. 18, Jakarta Selatan 12710	
	<b>Phone</b> : (021) 751-1441, 750-5000			<b>Phone</b> : (021) 526-8388	
	<b>Fax</b> : (021) 758-18737			<b>Fax</b> : (021) 526-8389, 2277-0111	
	<b>e-mail</b> : suhsih.boentoro@ristiagroup.com			<b>e-mail</b> : mercy_francisca_hutahaean@bat.com	
	<b>Web</b> : -			<b>Web</b> : www.bentoel.co.id	
	<b>CS</b> : Suhsih M Boentoro			<b>CS</b> : Mercy Francisca Hutahaean	
	<b>SAB</b> : PT Sinartama Gunita			<b>SAB</b> : PT Datindo Entrycom	
	<b>PA</b> : Anwar & Rekan			<b>PA</b> : Tanudiredja, Wibisana, Rintis & Rekan	

## Listed Companies

421.	<b>RODA</b>	<b>Pikko Land Development Tbk. [S]</b>	2   6   61	427.	<b>SCCO</b>	<b>Supreme Cable Manufacturing &amp; Commerce Tbk. [S]</b>	1   4   45
		Sahid Sudirman Residence 3rd Fl. Jln. Jend. Sudirman No. 86, Jakarta 10220 <b>Phone</b> : (021) 529-70288 <b>Fax</b> : (021) 290-22888 <b>e-mail</b> : kwan_silvana@yahoo.com <b>Web</b> : - <b>CS</b> : Silvana <b>SAB</b> : PT Adimitra Jasa Korpora <b>PA</b> : Morhan & Rekan				Jln. Kebon Sirih No. 71 Jakarta 10340 <b>Phone</b> : (021) 310-0525 <b>Fax</b> : (021) 319-31119 <b>e-mail</b> : sccfin@cbn.net.id <b>Web</b> : www.sucaco.com <b>CS</b> : Risti Saka <b>SAB</b> : PT Sinartama Gunita <b>PA</b> : Doli, Bambang, Sulistiyanto, Dadang & Ali	
422.	<b>ROTI</b>	<b>Nippon Indosari Corpindo Tbk. [S]</b>	1   5   51	428.	<b>SCMA</b>	<b>Surya Citra Media Tbk. [S]</b>	1   9   95
		Kawasan Industri MM2100, Jln. Selayar Blok A9 Desa Mekarwangi, Cikarang Barat, Bekasi, Jawa Barat 17520 <b>Phone</b> : (021) 899-83876 <b>Fax</b> : (021) 898-44955 <b>e-mail</b> : sri.mulyana@sariroti.com <b>Web</b> : www.sariroti.com <b>CS</b> : Sri Mulyana <b>SAB</b> : PT Raya Saham Registra <b>PA</b> : Purwantono, Sungkoro & Surja				SCTV Tower -Senayan City Jln. Asia Afrika Lot. 19, Jakarta 10270 <b>Phone</b> : (021) 279-35599 <b>Fax</b> : (021) 279-35598 <b>e-mail</b> : gilang.iskandar@indosiar.com <b>Web</b> : www.scm.co.id <b>CS</b> : Gilang Iskandar <b>SAB</b> : PT Raya Saham Registra <b>PA</b> : Purwantono, Sungkoro & Surja	
423.	<b>RUIS</b>	<b>Radiant Utama Interinsco Tbk.</b>	2   2   22	429.	<b>SCPI</b>	<b>Merck Sharp Dohme Pharma Tbk.</b>	2   5   53
		Radiant Utama Building, 3rd Fl. Jln. Kapten Tendean No. 24, Jakarta 12720 <b>Phone</b> : (021) 719-1020 <b>Fax</b> : (021) 719-1002, 719-1061 <b>e-mail</b> : corsec@radiant.co.id <b>Web</b> : www.radiant.co.id <b>CS</b> : Misyal A. Bahwal <b>SAB</b> : PT Adimitra Jasa Korpora <b>PA</b> : Amir Abadi Jusuf, Aryanto, Mawar & Rekan				Wisma BNI 46, 27th Fl. Jln. Jend. Sudirman Kav. 1, Jakarta 10220 <b>Phone</b> : (021) 578-97000 <b>Fax</b> : (021) 578-97099 <b>e-mail</b> : ambar.widarjati@merck.com <b>Web</b> : - <b>CS</b> : Ardhi Pradhana <b>SAB</b> : PT Ficomindo Buana Registrar <b>PA</b> : Tanudiredja, Wibisana, Rintis & Rekan	
424.	<b>SAFE</b>	<b>Steady Safe Tbk.</b>	2   7   74	430.	<b>SDMU</b>	<b>Sidomulyo Selaras Tbk. [S]</b>	2   7   74
		Istana Kana Building 2nd Fl. Jln. R.P. Soeroso No. 24, Jakarta 10330 <b>Phone</b> : (021) 310-6778, 392-2222, 315-8888 <b>Fax</b> : (021) 310-6778 <b>e-mail</b> : steady_safetbk@yahoo.com <b>Web</b> : - <b>CS</b> : Efris Indria Y.A <b>SAB</b> : PT Sinartama Gunita <b>PA</b> : Budiman, Wawan, Pamudji & Rekan				Jln. Gunung Sahari III No. 12 A Jakarta 10610 <b>Phone</b> : (021) 426-6002 <b>Fax</b> : (021) 426-6020 <b>e-mail</b> : jonathan_w@sidomulyo.com <b>Web</b> : www.sidomulyo.com <b>CS</b> : Jonathan Walewangko <b>SAB</b> : PT Adimitra Jasa Korpora <b>PA</b> : Morhan & Rekan	
425.	<b>SAME</b>	<b>Sarana Meditama Metropolitan Tbk. [S]</b>	2   9   96	431.	<b>SDPC</b>	<b>Millennium Pharmacon International Tbk. [S]</b>	1   9   91
		Jln. Alam Sutera Boulevard Kav. 25 Serpong Tangerang <b>Phone</b> : (021) 5312-9184, 2977-9999 <b>Fax</b> : (021) 5312-9216 <b>e-mail</b> : corsec@omni-hospitals.com <b>Web</b> : www.omni-hospitals.com <b>CS</b> : Hassan Themas <b>SAB</b> : PT Ficomindo Buana Registrar <b>PA</b> : Kosasih, Nurdiyaman, Mulyadi, Tjahjo & Rekan				Bank Panin Center Building 9th Fl. Jln. Jend. Sudirman – Senayan, Jakarta 10270 <b>Phone</b> : (021) 727-88907, 727-88906 <b>Fax</b> : (021) 722-8090 <b>e-mail</b> : ernie@mpi-pharmaniaga.co.id <b>Web</b> : - <b>CS</b> : Ernie A. Hilal <b>SAB</b> : PT Sirca Datapro Perdana <b>PA</b> : Tjahjadi & Tamara	
426.	<b>SCBD</b>	<b>Danayasa Arthatama Tbk. [S]</b>	2   6   61	432.	<b>SDRA</b>	<b>Bank Woori Saudara Indonesia 1906 Tbk.</b>	1   8   81
		Artha Graha Building 12th Fl. Jln. Jend. Sudirman Kav. 52 - 53 , Jakarta 12190 <b>Phone</b> : (021) 515-2390 <b>Fax</b> : (021) 515-2407, 515-2391 <b>e-mail</b> : tony.soesanto@scbd.com <b>Web</b> : www/scbd.com <b>CS</b> : Tony Soesanto <b>SAB</b> : PT Sinartama Gunita <b>PA</b> : Mulyamin Sensi Suryanto & Lianny				Bank Woori Saudara Building Jln. Diponegoro No. 28, Bandung 40115 <b>Phone</b> : (022) 878-31906 <b>Fax</b> : (022) 878-31918 <b>e-mail</b> : arintohartoyo@banksaudara.com <b>Web</b> : www.banksaudara.com <b>CS</b> : Arinto Hartoyo <b>SAB</b> : PT Sinartama Gunita <b>PA</b> : Tanudiredja, Wibisana, Rintis & Rekan	

## Listed Companies

433.	<b>SGRO</b> Sampoerna Agro Tbk. [S]	1   1   12	439.	<b>SIMA</b> Siwani Makmur Tbk.	2   3   35
	Sampoerna Strategic Square, North Tower, 28th Fl. Jln. Jend. Sudirman Kav. 45, Jakarta 12930 <b>Phone</b> : (021) 577-1711, 577-0886 <b>Fax</b> : (021) 577-1712 <b>e-mail</b> : Eris.Ariaman@sampoernaagro.com <b>Web</b> : - <b>CS</b> : Eris Ariaman <b>SAB</b> : PT Datindo Entrycom <b>PA</b> : Purwantono, Sungkoro & Surja			Jln. Muara Baru No. 12 B Jakarta 14440 <b>Phone</b> : (021) 230-2257; 660-0976; 391-7555 <b>Fax</b> : (021) 660-0011, 314-1597 <b>e-mail</b> : syonanto.wijaya@yahoo.com <b>Web</b> : - <b>CS</b> : Sjonanto Widjaya <b>SAB</b> : PT Ficomindo Buana Registrar <b>PA</b> : Achmad, Rasyid, Hisbullah & Jerry	
434.	<b>SHID</b> Hotel Sahid Jaya International Tbk. [S]	2   9   94	440.	<b>SIMP</b> Salim Ivomas Pratama Tbk. [S]	1   1   12
	Sahid Building 2nd Fl. Southwing Jln. Jend. Sudirman No. 86, Jakarta 10220 <b>Phone</b> : (021) 570-3232, 570-4444 <b>Fax</b> : (021) 570-1619 <b>e-mail</b> : lenny.trianjayani@hotmail.com <b>Web</b> : www.grandsahidjaya.com <b>CS</b> : Ratri Sryantoro Wakeling <b>SAB</b> : PT Datindo Entrycom <b>PA</b> : Doli, Bambang, Sulistiyanto, Dadang & Ali			Sudirman Plaza, Indofood Tower, 11th Fl. Jln. Jend. Sudirman Kav. 76-78, Jakarta 12910 <b>Phone</b> : (021) 579-58822 <b>Fax</b> : (021) 579-37503 <b>e-mail</b> : corporate.secretary@simp.co.id <b>Web</b> : www.indofoodagri.com <b>CS</b> : Yati Salim <b>SAB</b> : PT Raya Saham Registra <b>PA</b> : Purwantono, Sungkoro & Surja	
435.	<b>SHIP</b> Silo Maritime Perdana Tbk. [S]	2   7   74	441.	<b>SIPD</b> Sierad Produce Tbk.	2   3   36
	The City Tower Building, 6th Fl. Jln. M.H. Thamrin No. 81, Jakarta 10310 <b>Phone</b> : (021) 3199-6196 <b>Fax</b> : (021) 3199-6169 <b>e-mail</b> : corpsec@sillomp.com <b>Web</b> : www.sillomaritime.com <b>CS</b> : Chella Iskandar <b>SAB</b> : PT Datindo Entrycom <b>PA</b> : Kosasih, Nurdijaman, Mulyadi, Tjahjo & Rekan			TCC Batavia Tower One, 7th Fl. Jln. KH. Mas Mansyur Kav. 126, Jakarta Pusat 10220 <b>Phone</b> : (021) 2981-9999 <b>Fax</b> : (021) 2981-9997 <b>e-mail</b> : awi.tantra@sieradproduce.com <b>Web</b> : www.sierad.co.id <b>CS</b> : F.X. Awi Tantra <b>SAB</b> : PT Raya Saham Registra <b>PA</b> : Tanubrata Sutanto Fahmi & Rekan	
436.	<b>SIAP</b> Sekawan Intipratama Tbk.	2   3   35	442.	<b>SKBM</b> Sekar Bumi Tbk. [S]	2   5   51
	Menara Global, 15th Fl. Jln. Jend. Gatot Subroto Kav. 27, Jakarta Selatan 12950 <b>Phone</b> : 021-29110771, 29110772 <b>Fax</b> : 021-29110770 <b>e-mail</b> : corsec@siaptbk.com; hpriambodo@siaptbk.com <b>Web</b> : www.siaptbk.com <b>CS</b> : Albela <b>SAB</b> : PT Sharestar Indonesia <b>PA</b> : Junaedi, Chairul dan Subyakto			Plaza ABDA, 2nd Fl. Jln. Jendral Sudirman Kav 59, Jakarta 12190 <b>Phone</b> : (021) 514-01122 <b>Fax</b> : (021) 514-01212 <b>e-mail</b> : skbm@sekarbumi.com <b>Web</b> : www.sekarbumi.com <b>CS</b> : Ivone Margaretha <b>SAB</b> : PT EDI Indonesia <b>PA</b> : Paul Hadiwinata, Hidajat, Arsono, Achmad, Suharli & Rekan	
437.	<b>SIDO</b> Industri Jamu dan Farmasi Sido Muncul Tbk. [S]	1   5   53	443.	<b>SKLT</b> Sekar Laut Tbk. [S]	2   5   51
	Menara Suara Merdeka Building, 16th Fl. Jln. Pandanaran No. 30, Semarang 50134 <b>Phone</b> : (0224) 7692-8811 <b>Fax</b> : (0224) 7692-8815 <b>e-mail</b> : tiur.simamora@sidomuncul.co.id <b>Web</b> : www.sidomuncul.com <b>CS</b> : Tiur Simamora <b>SAB</b> : PT Sirca Datapro Perdana <b>PA</b> : Anwar & Rekan			Jln. Jenggolo II/17 Sidoarjo, Jawa Timur <b>Phone</b> : (031) 892-1605 <b>Fax</b> : (031) 894-1244 <b>e-mail</b> : jimmy@sekarlaut.com <b>Web</b> : www.sekar.co.id <b>CS</b> : Jimmy Herlambang <b>SAB</b> : PT EDI Indonesia <b>PA</b> : Paul Hadiwinata, Hidajat, Arsono, Achmad, Suharli & Rekan	
438.	<b>SILO</b> Siloam International Hospitals Tbk. [S]	1   9   96	444.	<b>SKYB</b> Skybee Tbk.	2   9   93
	Siloam Hospitals, 5th Fl. Jln. Siloam No. 6, Lippo Village, Tangerang 15811 <b>Phone</b> : (021) 256-68000 <b>Fax</b> : (021) 546-0075 <b>e-mail</b> : corporate.secretary@siloamhospitals.com <b>Web</b> : www.siloamhospitals.com <b>CS</b> : Cindy Riswantyo <b>SAB</b> : PT Sharestar Indonesia <b>PA</b> : Amir Abadi Jusuf, Aryanto, Mawar & Rekan			Jln. Kebon Sirih Raya Kav. 63 Jakarta Pusat 10340 <b>Phone</b> : (021) 390-7882 <b>Fax</b> : (021) 390-7883 <b>e-mail</b> : corsec@skybee.com <b>Web</b> : www.skybee.com <b>CS</b> : Meiliana Widjaja <b>SAB</b> : PT Sirca Datapro Perdana <b>PA</b> : Tanubrata Sutanto Fahmi & Rekan	

## Listed Companies

445.	<b>SMAR</b> SMART Tbk.	2   1   12	451.	<b>SMMA</b> Sinar Mas Multiartha Tbk.	1   8   89
	Sinar Mas Land Plaza, Menara II, 30th Fl. Jln. MH. Thamrin No. 51, Jakarta 10350 <b>Phone</b> : (021) 503-38899 <b>Fax</b> : (021) 503-89999 <b>e-mail</b> : investor@smart-tbk.com <b>Web</b> : www.smart-tbk.com <b>CS</b> : Jimmy Pramono <b>SAB</b> : PT Sinartama Gunita <b>PA</b> : Mulyamin Sensi Suryanto & Lianny			Plaza BII, 11th Fl. Suite 702 Jln. M.H. Thamrin No. 51, Jakarta <b>Phone</b> : (021) 392-5660, 392-5510 <b>Fax</b> : (021) 392-5788, 392-5540 <b>e-mail</b> : multiartha@smma.co.id <b>Web</b> : www.sinarmas.com <b>CS</b> : Kurniawan Udjaja <b>SAB</b> : PT Sinartama Gunita <b>PA</b> : Mulyamin Sensi Suryanto & Lianny	
446.	<b>SMBR</b> Semen Baturaja (Persero) Tbk. [S]	1   3   31	452.	<b>SMMT</b> Golden Eagle Energy Tbk.	2   2   21
	Jln. Abikusno Cokrosuyoso Kertapati, Palembang 30258 <b>Phone</b> : (0711) 511-261 ext. 1502 <b>Fax</b> : (0711) 515-680 <b>e-mail</b> : sekper@semenbaturaja.co.id <b>Web</b> : www.semenbaturaja.co.id <b>CS</b> : Zulfikri Subli <b>SAB</b> : PT Datindo Entrycom <b>PA</b> : Doli, Bambang, Sulistiyanto, Dadang & Ali			Menara Rajawali 21st Fl., Jln. DR. Ide Anak Agung Gede Agung Lot #5.1, Kawasan Mega Kuningan, Jakarta Selatan 12950 <b>Phone</b> : (021) 576-0808 <b>Fax</b> : (021) 576-3362, 576-1587 <b>e-mail</b> : chrismasari@rajawali.com <b>Web</b> : - <b>CS</b> : Chrismasari Dewi Sudono <b>SAB</b> : PT Sirca Datapro Perdana <b>PA</b> : Osman Bing Satrio & Eny	
447.	<b>SMCB</b> Holcim Indonesia Tbk. [S]	1   3   31	453.	<b>SMRA</b> Summarecon Agung Tbk. [S]	1   6   61
	Talavera Suite 15th Fl., Talavera Office Park Jln. Letjen. TB Simatupang No. 22-26, Jakarta 12430 <b>Phone</b> : (021) 2986-1000 <b>Fax</b> : (021) 2986-3333 <b>e-mail</b> : andika.lukmana@holcim.com <b>Web</b> : www.semen-cibinong.com <b>CS</b> : Farida Helianti Sastrosatomo <b>SAB</b> : PT Datindo Entrycom <b>PA</b> : Purwantono, Sungkoro & Surja			Plaza Summarecon, Jln. Perintis Kemerdekaan No. 42 Jakarta Timur 13210 <b>Phone</b> : (021) 471-4567 <b>Fax</b> : (021) 489-2976 <b>e-mail</b> : corp_secretary@summarecon.com <b>Web</b> : www.summarecon.com <b>CS</b> : Michael Yong <b>SAB</b> : PT Sirca Datapro Perdana <b>PA</b> : Purwantono, Sungkoro & Surja	
448.	<b>SMDM</b> Suryamas Dutamakmur Tbk. [S]	2   6   61	454.	<b>SMRU</b> SMR Utama Tbk. [S]	2   2   23
	Sudirman Plaza Business Complex, Plaza Marein 16th Fl. Jln. Jend. Sudirman Kav. 76 - 78, Jakarta 12910 <b>Phone</b> : (021) 242-278, 240-348 <b>Fax</b> : (021) 579-36730 <b>e-mail</b> : sujantohandoko@rancamayaestate.com; <b>Web</b> : - <b>CS</b> : Sujanto Handoko <b>SAB</b> : PT EDI Indonesia <b>PA</b> : Hadori Sugiarto Adi & Rekan			Citicon Building, 9th Fl., Jln. Letjen S. Parman Kav. 72 Kel. Slipi, Kec. Palmerah, Jakarta Barat 11410 <b>Phone</b> : (021) 2930-8835, Ext. 908 <b>Fax</b> : (021) 2930-8895 <b>e-mail</b> : corsec@smrutama.com <b>Web</b> : www.smrutama.com <b>CS</b> : Ricky Kosasih <b>SAB</b> : PT Ficomindo Buana Registrar <b>PA</b> : Anwar & Rekan	
449.	<b>SMDR</b> Samudera Indonesia Tbk. [S]	1   7   74	455.	<b>SMSM</b> Selamat Sempurna Tbk. [S]	1   4   42
	Samudera Indonesia Building, 2nd Fl. Jln. Letjen S. Parman Kav. 35, Jakarta 11480 <b>Phone</b> : (021) 256-76955, 548-0088 <b>Fax</b> : (021) 2567-6956, 548-0235 <b>e-mail</b> : ridwan.hamid@samudera.com <b>Web</b> : - <b>CS</b> : Ridwan Hamid <b>SAB</b> : PT Sharestar Indonesia <b>PA</b> : Osman Bing Satrio & Eny			Wisma ADR Jln. Pluit Raya I No. 1, Jakarta <b>Phone</b> : (021) 661-0033, 669-0244 <b>Fax</b> : (021) 661-8438, 669-6237 <b>e-mail</b> : andri.pribadi@adr-group.com <b>Web</b> : http://www.adr-group.com <b>CS</b> : Lidiana Widjojo <b>SAB</b> : PT Sinartama Gunita <b>PA</b> : Purwantono, Sungkoro & Surja	
450.	<b>SMGR</b> Semen Indonesia (Persero) Tbk. [S]	1   3   31	456.	<b>SOBI</b> Sorini Agro Asia Corporindo Tbk. [S]	1   3   34
	Semen Gresik Main Building Jln. Veteran, Gresik 61122 <b>Phone</b> : (021) 526-11745, (031) 398-17312 <b>Fax</b> : (021) 526-1176, (031) 398-3209 <b>e-mail</b> : corp.sec@sg.sgrp.com <b>Web</b> : www.semengresik.com <b>CS</b> : Agung Wiharto <b>SAB</b> : PT Datindo Entrycom <b>PA</b> : Osman Bing Satrio & Eny			Wisma 46 Kota BNI, 26th Fl. Jln. Jend. Sudirman Kav. 1, Jakarta 10220 <b>Phone</b> : (021) 2924-0100 <b>Fax</b> : (021) 2924-0127 <b>e-mail</b> : edwin_rosadi@cargill.com <b>Web</b> : www.sorini.co.id; www.cargill.co.id <b>CS</b> : Edwin Rosadi <b>SAB</b> : PT Sirca Datapro Perdana <b>PA</b> : Siddharta Widjaja & Rekan	

## Listed Companies

457.	<b>SOCI</b> Soechi Lines Tbk. [S]	1   7   74	463.	<b>SRAJ</b> Sejahteraraya Anugrahjaya Tbk. [S]	1   9   96
	Plaza Marein 21st Fl., Sudirman Plaza Jln. Jendral Sudirman Kav. 76-78, Jakarta 12910 <b>Phone</b> : (021) 5793-6883, 612-8233 <b>Fax</b> : (021) 5793 - 6833 <b>e-mail</b> : corsec@soechi.com <b>Web</b> : www.soechi.com <b>CS</b> : Paula Marlina <b>SAB</b> : PT Sirca Datapro Perdana <b>PA</b> : Kosasih, Nurdiyaman, Mulyadi, Tjahjo & Rekan			Jln. Honoris Raya Kav. 6, Kota Modern (Modernland) Kota Modern (Modernland), Tangerang 15117 <b>Phone</b> : (021) 557-81888 <b>Fax</b> : (021) 552-9036, 552-9480 <b>e-mail</b> : corporate.secretary@mayapadahospital.com <b>Web</b> : www.mayapadahospital.com <b>CS</b> : Arif Muallim <b>SAB</b> : PT Ficomindo Buana Registrar <b>PA</b> : Gani Sigiro & Handayani	
458.	<b>SONA</b> Sona Topas Tourism Industry Tbk. [S]	1   9   93	464.	<b>SRIL</b> Sri Rejeki Isman Tbk.	1   4   43
	Menara Sudirman, 20th Fl. Jln. Jend. Sudirman Kav. 60, Jakarta <b>Phone</b> : (021) 521-3056, 521-3058, 522-7657, 522-7658, 521-2521 <b>Fax</b> : (021) 521-3066, 522-7656 <b>e-mail</b> : wong.budi.s@gmail.com <b>Web</b> : - <b>CS</b> : Budi Setiawan <b>SAB</b> : PT Adimitra Jasa Korpora <b>PA</b> : Mulyamin Sensi Suryanto & Lianny			Jln. K.H. Samanhuji 88 Jetis, Sukoharjo, Jawa Tengah <b>Phone</b> : (0271) 593-188, 593-888, 593-488 <b>Fax</b> : (0271) 593-488 <b>e-mail</b> : welly.salam@sritex.co.id; welly_salam@yahoo.com <b>Web</b> : www.sritex.co.id <b>CS</b> : Welly Salam <b>SAB</b> : PT Adimitra Jasa Korpora <b>PA</b> : Tanubrata Sutanto Fahmi & Rekan	
459.	<b>SPMA</b> Suparma Tbk.	1   3   38	465.	<b>SRSN</b> Indo Acidatama Tbk. [S]	1   3   34
	Jln. Mastrip No. 856 Karangpilang, Surabaya <b>Phone</b> : (031) 766-6666 <b>Fax</b> : (031) 766-3287 <b>e-mail</b> : corp.sec@ptsuparmatbk.com <b>Web</b> : www.ptsuparmatbk.com <b>CS</b> : Buyung Octoviano <b>SAB</b> : PT EDI Indonesia <b>PA</b> : Paul Hadiwinata, Hidajat, Arsono, Achmad, Suharli & Rekan			Graha Kencana 9th Fl. Suite A Jln. Raya Perjuangan 88, Jakarta 11530 <b>Phone</b> : (021) 536-60777 <b>Fax</b> : (021) 536-60698 <b>e-mail</b> : bennyherman@indoacidatama.co.id <b>Web</b> : www.sarasa-nugraha.com <b>CS</b> : Benny Herman <b>SAB</b> : PT Sinartama Gunita <b>PA</b> : Amir Abadi Jusuf, Aryanto, Mawar & Rekan	
460.	<b>SQBB</b> Taisho Pharmaceutical Indonesia Tbk. [S]	2   5   53	466.	<b>SRTG</b> Saratoga Investama Sedaya Tbk. [S]	2   9   98
	Wisma Tamara 10th Fl. Jln. Jend.Sudirman Kav. 24, Jakarta 12920 <b>Phone</b> : (021) 528-9600, 528-96230 <b>Fax</b> : (021) 520-6735, 520-650 <b>e-mail</b> : dyah.budiastuti@ma.taisho.co.id <b>Web</b> : www.taisho.co.id <b>CS</b> : Dyah Eka Budiastuti <b>SAB</b> : PT Blue Chip Mulia <b>PA</b> : Tanudiredja, Wibisana, Rintis & Rekan			Menara Karya, 15th Fl. Jln. H.R. Rasuna Said Blok X5 Kav. 1-2, Jakarta 12950 <b>Phone</b> : (021) 5794-4355 <b>Fax</b> : (021) 5794-4365 <b>e-mail</b> : investor.relations@saratoga-investama.com <b>Web</b> : www.saratoga-investama.com <b>CS</b> : Putri Ira Chaerani Dompas <b>SAB</b> : PT Datindo Entrycom <b>PA</b> : Siddharta Widjaja & Rekan	
461.	<b>SQBI</b> Taisho Pharmaceutical Indonesia (PS) Tbk. 2	5   53	467.	<b>SSIA</b> Surya Semesta Internusa Tbk. [S]	1   6   62
	Wisma Tamara 10th Fl. Jln. Jend.Sudirman Kav. 24, Jakarta 12920 <b>Phone</b> : (021) 528-9600, 528-96230 <b>Fax</b> : (021) 520-6735, 520-650 <b>e-mail</b> : dyah.budiastuti@ma.taisho.co.id <b>Web</b> : www.taisho.co.id <b>CS</b> : Dyah Eka Budiastuti <b>SAB</b> : PT Blue Chip Mulia <b>PA</b> : Tanudiredja, Wibisana, Rintis & Rekan			Tempo Scan 20th Fl., Jln. H.R. Rasuna Said Kav. 3-4 Kel. Kuningan Timur, Kec. Setiabudi Jakarta 12950 <b>Phone</b> : (021) 526-2121, 527-2121 <b>Fax</b> : (021) 526-7878 <b>e-mail</b> : inquiry@suryainternusa.com <b>Web</b> : www.suryainternusa.com <b>CS</b> : Herman Gunadi <b>SAB</b> : PT Sinartama Gunita <b>PA</b> : Amir Abadi Jusuf, Aryanto, Mawar & Rekan	
462.	<b>SQMI</b> Renuka Coalindo Tbk. [S]	2   9   91	468.	<b>SSMS</b> Sawit Sumbermas Sarana Tbk. [S]	1   1   12
	Wisma Nugra Santana Building, 8th Fl., Suite 810 Jln. Jend. Sudirman Kav. 7 - 8, Jakarta Pusat 10220 <b>Phone</b> : (021) 570-6932 <b>Fax</b> : (021) 570-4797 <b>e-mail</b> : secretarial.jkt@renukaindo.com <b>Web</b> : - <b>CS</b> : Farah Rakhisah <b>SAB</b> : PT Sinartama Gunita <b>PA</b> : Amir Abadi Jusuf, Aryanto, Mawar & Rekan			Equity Tower 43rd Fl., Suite 43 D, SCBD Lot. 9 Jln. Jend. Sudirman Kav. 52-53, Jakarta 12190 <b>Phone</b> : (021) 2903-5401 <b>Fax</b> : (021) 2903-5405 <b>e-mail</b> : hadi@ssms.co.id <b>Web</b> : www.ssms.co.id <b>CS</b> : Harry M. Nadir <b>SAB</b> : PT Datindo Entrycom <b>PA</b> : Purwantono, Sungkoro & Surja	



## Listed Companies

469.	<b>SSTM</b> Sunson Textile Manufacturer Tbk. [S]	2   4   43	475.	<b>TALF</b> Tunas Alfin Tbk.	2   3   35
	Jln. Raya Rancaekek Km. 25,5 Sumedang, Bandung <b>Phone</b> : (022) 779-8289 <b>Fax</b> : (022) 779-6433, 779-8301, 779-8302 <b>e-mail</b> : taxstm@melsa.net.id <b>Web</b> : - <b>CS</b> : Mahayo Pujiarto <b>SAB</b> : PT Sinartama Gunita <b>PA</b> : Doli, Bambang, Sulistiyanto, Dadang & Ali			Menara Imperium 28th Fl., Metropolitan Kuningan Superblok Jln. H.R. Rasuna Said Kav. 1, Jakarta 12980 <b>Phone</b> : (021) 831-7322 <b>Fax</b> : (021) 831-7683 <b>e-mail</b> : ellen.tunasalfin@gmail.com <b>Web</b> : www.tunasalfin.com <b>CS</b> : Ellen Elisabeth Golose <b>SAB</b> : PT EDI Indonesia <b>PA</b> : Tjahjadi & Tamara	
470.	<b>STAR</b> Star Petrochem Tbk. [S]	1   4   43	476.	<b>TARA</b> Sitara Propertindo Tbk. [S]	1   6   61
	Menara BCA 45th Fl. Grand Indonesia Jln. MH. Thamrin No. 1 Menteng, Jakarta 10310 <b>Phone</b> : (021) 235-85612 <b>Fax</b> : (021) 235-84401 <b>e-mail</b> : asepmulyana22@gmail.com <b>Web</b> : www.starpetrochem.co.id <b>CS</b> : Asep Mulyana <b>SAB</b> : PT Ficomindo Buana Registrar <b>PA</b> : Noor Salim, Nurseha & Sinarahardja			Wisma 77, 19th Fl. Jln. Letjend S. Parman Kav.77, Jakarta Barat 11410 <b>Phone</b> : (021) 536 - 3076 <b>Fax</b> : (021) 536 - 77269 <b>e-mail</b> : admin@sitarapropertindo.com <b>Web</b> : www.sitarapropertindo.com <b>CS</b> : Sanny Nagaprakarsa <b>SAB</b> : PT Sinartama Gunita <b>PA</b> : Tanubrata Sutanto Fahmi & Rekan	
471.	<b>STTP</b> Siantar Top Tbk. [S]	2   5   51	477.	<b>TAXI</b> Express Transindo Utama Tbk.	1   7   74
	Jln. Tambak Sawah No. 21 - 23 Waru, Sidoarjo 61256 <b>Phone</b> : (031) 866-7382, 866-6480 <b>Fax</b> : (031) 866-7380, 867-3832 <b>e-mail</b> : corp_sec@sttpgroup.com <b>Web</b> : - <b>CS</b> : Armin <b>SAB</b> : PT Datindo Entrycom <b>PA</b> : Hadori Sugiarjo Adi & Rekan			Express Building Jln. Sukarjo Wiryopranoto No. 11, Jakarta 11160 <b>Phone</b> : (021) 265-07000 <b>Fax</b> : (021) 265-07008 <b>e-mail</b> : investor.relation@expressgroup.co.id <b>Web</b> : www.expressgroup.co.id <b>CS</b> : Sofia Sugijatmo <b>SAB</b> : PT Adimitra Jasa Korpora <b>PA</b> : Mulyamin Sensi Suryanto & Lianny	
472.	<b>SUGI</b> Sugih Energy Tbk.	2   9   99	478.	<b>TBIG</b> Tower Bersama Infrastructure Tbk.	1   7   75
	Graha Ortus, 8th Fl. Jln. K.H. Wahid Hasyim No. 4-4A, Jakarta Pusat 10340 <b>Phone</b> : (021) 3983-8878 <b>Fax</b> : (021) 3983-8876 <b>e-mail</b> : fachmi.zarkasi@sugihenergy.com <b>Web</b> : www.sugihenergy.com <b>CS</b> : Fachmi Zarkasi <b>SAB</b> : PT Adimitra Jasa Korpora <b>PA</b> : Anwar & Rekan			Barclays House Building, 6th Fl. Jln. Jenderal Sudirman Kav. 22 - 23, Jakarta 12920 <b>Phone</b> : (021) 571-1946, 292-48900 <b>Fax</b> : (021) 571-2344 <b>e-mail</b> : helmy@tower-bersama.com <b>Web</b> : www.tower-bersama.com <b>CS</b> : Helmy Yusman Santoso <b>SAB</b> : PT Datindo Entrycom <b>PA</b> : Tanubrata Sutanto Fahmi & Rekan	
473.	<b>SULI</b> SLJ Global Tbk.	1   3   37	479.	<b>TBLA</b> Tunas Baru Lampung Tbk.	1   1   12
	Menara Bank Danamon 19th Fl. Jln. Prof. Dr. Satrio Kav E IV/6, Mega Kuningan, Jakarta Selatan 12950 <b>Phone</b> : (021) 576-1188, 576-1199 <b>Fax</b> : (021) 577-1818 <b>e-mail</b> : david@sljglobal.com <b>Web</b> : www.sumalindo.com <b>CS</b> : David <b>SAB</b> : PT Ficomindo Buana Registrar <b>PA</b> : Purwantono, Sungkoro & Surja			Wisma Budi 8th - 9th Fl. Jln. HR. Rasuna Said Kav.C-6, Jakarta <b>Phone</b> : (021) 521-3383 <b>Fax</b> : (021) 521-3332 <b>e-mail</b> : cs@tunasbarulampung.com <b>Web</b> : www.tunasbarulampung.com <b>CS</b> : Hardy <b>SAB</b> : PT Adimitra Jasa Korpora <b>PA</b> : Mulyamin Sensi Suryanto & Lianny	
474.	<b>SUPR</b> Solusi Tunas Pratama Tbk.	2   7   75	480.	<b>TBMS</b> Tembaga Mulia Semanan Tbk. [S]	2   3   33
	Rukan Permata Senayan Blok C01-02 Grogol Utara, Kebayoran Lama, Jakarta Selatan <b>Phone</b> : (021) 579-40688 <b>Fax</b> : (021) 579-50077 <b>e-mail</b> : corporate.secretary@stptower.com <b>Web</b> : www.stptower.com <b>CS</b> : Juliawati Gunawan <b>SAB</b> : PT Raya Saham Registrar <b>PA</b> : Amir Abadi Jusuf, Aryanto, Mawar & Rekan			Jln. Daan Mogot Km. 16 Jakarta Barat <b>Phone</b> : (021) 619-0131 <b>Fax</b> : (021) 619-2890 <b>e-mail</b> : ivonne@pttms.co.id <b>Web</b> : www.pttms.co.id <b>CS</b> : Rini Kustiningsih <b>SAB</b> : PT Sirca Datapro Perdana <b>PA</b> : Purwantono, Sungkoro & Surja	

## Listed Companies

481.	<b>TCID</b>	<b>Mandom Indonesia Tbk. [S]</b>	1   5   54	487.	<b>TIRA</b>	<b>Tira Austenite Tbk. [S]</b>	2   9   91
		Kawasan Industri MM2100 Jln.Irian Blok PP, Bekasi 17520 <b>Phone</b> : (021) 2980-9500 <b>Fax</b> : (021) 2980-9501 <b>e-mail</b> : corporatesecretary@mandom.co.id <b>Web</b> : - <b>CS</b> : Alia Risyamaya Dewi <b>SAB</b> : PT Sirca Datapro Perdana <b>PA</b> : Osman Bing Satrio & Eny				Jln. Pulo Ayang R.1 Kawasan Industri Pulogadung, Jakarta <b>Phone</b> : (021) 460-2594 <b>Fax</b> : (021) 460-2593 <b>e-mail</b> : soeseno.adi@tiraustenite.com <b>Web</b> : www.tiraustenite.com <b>CS</b> : Soeseno Adi <b>SAB</b> : PT Sinartama Gunita <b>PA</b> : Handoko Tomo Samuel Gunawan & Rekan	
482.	<b>TELE</b>	<b>Tiphone Mobile Indonesia Tbk.</b>	1   9   93	488.	<b>TIRT</b>	<b>Tirta Mahakam Resources Tbk.</b>	1   3   37
		Telesindo Tower Jln. Gajah Mada No. 27 A Krukut - Tamansari, Jakarta Barat - 11140 <b>Phone</b> : (021) 386-7888 <b>Fax</b> : (021) 386-7887, 649-6484, 649-0569 <b>e-mail</b> : semuel@tiphonemobile.com <b>Web</b> : www.tiphonemobile.com <b>CS</b> : Samuel Kurniawan <b>SAB</b> : PT Sinartama Gunita <b>PA</b> : Anwar & Rekan				Gapura Prima Office Tower (The Bellezza) 20th Fl. Arteri Permata Jln. Let.Jend. Soepeno No.34, Jakarta Selatan 12210 <b>Phone</b> : (021) 2567-5717 <b>Fax</b> : (021) 2567-5714, 3048-5593 <b>e-mail</b> : corpsecretary@tirtamahakam.com <b>Web</b> : www.tirtamahakam.com <b>CS</b> : Djohan Surja Putra <b>SAB</b> : PT Adimitra Jasa Korpora <b>PA</b> : Pieters, Uway & Rekan	
483.	<b>TFCO</b>	<b>Tifico Fiber Indonesia Tbk. [S]</b>	2   4   43	489.	<b>TKGA</b>	<b>Permata Prima Sakti Tbk.</b>	2   2   21
		Jln. M.H. Thamrin, PO BOX 485, Tangerang Kel. Panunggangan, Kec. Pinang, Kota Tangerang, Banten <b>Phone</b> : (021) 531-2018 <b>Fax</b> : (021) 531-20155 <b>e-mail</b> : planning@teijin.co.id <b>Web</b> : www.teijin.co.id <b>CS</b> : Dhira Yudini Marunduh <b>SAB</b> : PT Blue Chip Mulia <b>PA</b> : Purwantono, Sungkoro & Surja				Mayapada Tower, 6th Fl. Jln. Jend. Sudirman Kav. 28, Jakarta 12920 <b>Phone</b> : (021) 515-0055 <b>Fax</b> : (021) 515-0704 <b>e-mail</b> : corsec@permatacoal.com <b>Web</b> : www.permatacoal.com <b>CS</b> : Eka Ananta Setyawan <b>SAB</b> : PT EDI Indonesia <b>PA</b> : Purwantono, Sungkoro & Surja	
484.	<b>TGKA</b>	<b>Tigaraksa Satria Tbk. [S]</b>	2   9   91	490.	<b>TKIM</b>	<b>Pabrik Kertas Tjiwi Kimia Tbk.</b>	1   3   38
		Graha Sucofindo 13th Fl. Jln. Raya Pasar Minggu Kav.34, Pancoran, Jakarta Selatan <b>Phone</b> : (021) 798-1000, ext. 375 <b>Fax</b> : (021) 7918-1379, 7918-1875 <b>e-mail</b> : budi-purnawanto@tigaraksa.co.id <b>Web</b> : www.tigaraksa.co.id <b>CS</b> : Budi Purnawanto <b>SAB</b> : PT EDI Indonesia <b>PA</b> : Purwantono, Sungkoro & Surja				Sinar Mas Land Plaza, Tower II, 5th Fl. Jln. MH. Thamrin No. 51, Jakarta 10350 <b>Phone</b> : (021) 392-9266, 392-9269 <b>Fax</b> : (021) 392-7685 <b>e-mail</b> : heri_santoso@app.co.id <b>Web</b> : www.app.co.id <b>CS</b> : Heri Santoso <b>SAB</b> : PT Sinartama Gunita <b>PA</b> : Y. Santosa & Rekan	
485.	<b>TIFA</b>	<b>Tifa Finance Tbk</b>	2   8   82	491.	<b>TLKM</b>	<b>Telekomunikasi Indonesia (Persero) Tbk. [S]</b>	1   7   73
		Tifa Building, 4th Fl. Jln. Kuningan Barat 26, Jakarta 12710 <b>Phone</b> : (021) 525-2029, 520-0667 <b>Fax</b> : (021) 522-9273, 526-2425 <b>e-mail</b> : corporate-secretary@tifafinance.co.id <b>Web</b> : www.tifafinance.co.id <b>CS</b> : Risky Aditya Asmoro <b>SAB</b> : PT Ficomindo Buana Registrar <b>PA</b> : Mulyamin Sensi Suryanto & Lianny				Graha Merah Putih 5th Fl. Jln. Gatot Subroto No. 52, Jakarta <b>Phone</b> : (021) 521-5109 <b>Fax</b> : (021) 522-0500 <b>e-mail</b> : andi.setiawan@telkom.co.id <b>Web</b> : www.telkom.co.id <b>CS</b> : Andi Setiawan <b>SAB</b> : PT Datindo Entrycom <b>PA</b> : Purwantono, Sungkoro & Surja	
486.	<b>TINS</b>	<b>Timah (Persero) Tbk. [S]</b>	1   2   23	492.	<b>TMAS</b>	<b>Pelayaran Tempuran Emas Tbk. [S]</b>	1   7   74
		Jln. Medan Merdeka Timur No. 15 Jakarta 10110 <b>Phone</b> : (021) 235-28000 <b>Fax</b> : (021) 235-28080 <b>e-mail</b> : corsec@pttimah.co.id; iqbal@pttimah.co.id <b>Web</b> : - <b>CS</b> : Agung Nugroho <b>SAB</b> : PT EDI Indonesia <b>PA</b> : Tanudiredja, Wibisana, Rintis & Rekan				Jln. Yos Sudarso Kav. 33 Sunter Jaya, Jakarta Utara 14350 <b>Phone</b> : (021) 430-2388 <b>Fax</b> : (021) 439-38658 <b>e-mail</b> : corp.sec@temasline.com <b>Web</b> : www.temasline.com <b>CS</b> : Marthalia Vigita <b>SAB</b> : PT Sirca Datapro Perdana <b>PA</b> : Purwantono, Sungkoro & Surja	

## Listed Companies

493.	<b>TMPI</b>	<b>Sigmatold Inti Perkasa Tbk. [S]</b>	1   9   91	499.	<b>TPIA</b>	<b>Chandra Asri Petrochemical Tbk. [S]</b>	2   3   34
		Menara Duta Building 1st Fl., Jln. HR. Rasuna Said Kav. B-9 Setiabudi, Kuningan, Jakarta Selatan 12910 <b>Phone</b> : (021) 2929-0871 <b>Fax</b> : (021) 2938-8466 <b>e-mail</b> : mn.syahriel@sigmagold.co.id <b>Web</b> : www.sigmagold.co.id <b>CS</b> : Mohammad Noor Syahriel <b>SAB</b> : PT BSR Indonesia <b>PA</b> : Achmad, Rasyid, Hisbullah & Jerry				Wisma Barito Pacific Tower. A, 7th Fl. Jln. Let. Jend. S. Parman Kav. 62-63, Jakarta 11410 <b>Phone</b> : (021) 530-7950 <b>Fax</b> : (021) 530-8930 <b>e-mail</b> : suryandi@capcx.com <b>Web</b> : www.chandra-asri.com <b>CS</b> : Suryandi <b>SAB</b> : PT Raya Saham Registra <b>PA</b> : Osman Bing Satrio & Eny	
494.	<b>TMPO</b>	<b>Tempo Inti Media Tbk. [S]</b>	2   9   95	500.	<b>TPMA</b>	<b>Trans Power Marine Tbk. [S]</b>	2   7   74
		TEMPRINT Building 4th Fl. Jln. Pamerah Barat No. 8, Jakarta 12210 <b>Phone</b> : (021) 5366-0242, 536-0409 <b>Fax</b> : (021) 534-9569 <b>e-mail</b> : cs_tempo@tempo.co.id <b>Web</b> : www.tempo.co.id <b>CS</b> : Diah Purnomowati <b>SAB</b> : PT Sinartama Gunita <b>PA</b> : Herman, Dody Tanumihardja & Rekan				Artha Graha Building, 20th Fl., Suite 20-01 Jln. Jend. Sudirman 52 - 53, Jakarta 12190 <b>Phone</b> : (021) 515-5551 <b>Fax</b> : (021) 515-3385, 515-3386 <b>e-mail</b> : corsec@pt-tpm.com <b>Web</b> : www.transpowermarine.com <b>CS</b> : Rudy Sutiono <b>SAB</b> : PT Sinartama Gunita <b>PA</b> : Teramihardja, Pradhono & Chandra	
495.	<b>TOBA</b>	<b>Toba Bara Sejahtra Tbk. [S]</b>	1   2   21	501.	<b>TRAM</b>	<b>Trada Maritime Tbk.</b>	1   7   74
		Wisma Bakrie 2 16th Fl. Jln. HR Rasuna Said Kav. B-2, Jakarta 12920 <b>Phone</b> : (021) 579-45779 <b>Fax</b> : (021) 579-45778 <b>e-mail</b> : corsec@tobabara.com <b>Web</b> : www.tobabara.com <b>CS</b> : Pandu P. Syahrir <b>SAB</b> : PT Datindo Entrycom <b>PA</b> : Purwantono, Sungkoro & Surja				Trada Building 3rd Fl. Jln. Kyai Maja No. 4, Kebayoran Baru, Jakarta 12120 <b>Phone</b> : (021) 7278-6852 <b>Fax</b> : (021) 7278-6853 <b>e-mail</b> : asnita.kasmy@trada.co.id <b>Web</b> : www.trada.co.id <b>CS</b> : Asnita Kasmy <b>SAB</b> : PT Adimitra Jasa Korpora <b>PA</b> : Arman Hendiyanto & Rekan	
496.	<b>TOTL</b>	<b>Total Bangun Persada Tbk. [S]</b>	1   6   62	502.	<b>TRIL</b>	<b>Triwira Insanlestari Tbk. [S]</b>	2   9   91
		Jln. Letjen. S. Parman No. 106 Jakarta 11440 <b>Phone</b> : (021) 566-6999 <b>Fax</b> : (021) 568-0461 <b>e-mail</b> : mahmilan@totalbp.com <b>Web</b> : www.totalbp.com <b>CS</b> : Mahmilan Sugiyono Warsana <b>SAB</b> : PT Adimitra Jasa Korpora <b>PA</b> : Hadori Sugiarto Adi & Rekan				HENGTRACO Building Jln. Pangeran Jayakarta No. 93 BC, Jakarta Pusat <b>Phone</b> : (021) 639-9195, 624-3443, 0821-19155444 <b>Fax</b> : (021) 601-8922, 601-8924 <b>e-mail</b> : corsec@triwirainsanlestari.com; <b>Web</b> : www.triwira-insanlestari.com <b>CS</b> : Ita Sugianti <b>SAB</b> : PT Adimitra Jasa Korpora <b>PA</b> : Doli, Bambang, Sulistiyanto, Dadang & Ali	
497.	<b>TOTO</b>	<b>Surya Toto Indonesia Tbk. [S]</b>	2   3   32	503.	<b>TRIM</b>	<b>Trimegah Securities Tbk.</b>	1   8   83
		Jln. Tomang Raya No. 18 Jakarta 11430 <b>Phone</b> : (021) 292-98686 <b>Fax</b> : (021) 568-2282, 560-1296 <b>e-mail</b> : sbpurwadi@toto.co.id <b>Web</b> : www.toto.co.id <b>CS</b> : Setia Budi Purwadi <b>SAB</b> : PT BSR Indonesia <b>PA</b> : Purwantono, Sungkoro & Surja				Artha Graha Building 19th Fl. Jln. Jend. Sudirman Kav. 52 - 53, Jakarta 12190 <b>Phone</b> : (021) 2924-9088 <b>Fax</b> : (021) 515-4922, 515-5414 <b>e-mail</b> : corporate.secretary@trimegah.com <b>Web</b> : www.trimegah.com <b>CS</b> : Agus D. Priyambada <b>SAB</b> : PT Sinartama Gunita <b>PA</b> : Purwantono, Sungkoro & Surja	
498.	<b>TOWR</b>	<b>Sarana Menara Nusantara Tbk.</b>	2   7   75	504.	<b>TRIO</b>	<b>Trikonsel Oke Tbk.</b>	1   9   93
		Menara BCA, 55th Fl. Jln. M.H. Thamrin No. 1, Jakarta 10310 <b>Phone</b> : (021) 235-85500 <b>Fax</b> : (021) 235-86446 <b>e-mail</b> : arif.pradana@ptsmn.co.id <b>Web</b> : www.ptsmn.co.id <b>CS</b> : Arif Pradana <b>SAB</b> : PT Blue Chip Mulia <b>PA</b> : Purwantono, Sungkoro & Surja				Jln. Kebon Sirih Raya Kav. 63 Jakarta Pusat 10340 <b>Phone</b> : (021) 3190-5997 <b>Fax</b> : (021) 391-5808, 391-5710 <b>e-mail</b> : karnadi.widodo@oke.com <b>Web</b> : www.oke.com <b>CS</b> : Antonius Heri Wibowo <b>SAB</b> : PT Sirca Datapro Perdana <b>PA</b> : Purwantono, Sungkoro & Surja	

## Listed Companies

505.	<b>TRIS</b>	<b>Trisula International Tbk. [S]</b>	2   4   43	511.	<b>ULTJ</b>	<b>Ultrajaya Milk Industry &amp; Trading Co. Tbk. [S]</b>	1   5   51
		Trisula Center Jln. Lingkar Luar Barat Blok A No. 1, Jakarta 11740 <b>Phone</b> : (021) 583-57377 <b>Fax</b> : (021) 583-58033 <b>e-mail</b> : corporate.secretary@trisula.co.id <b>Web</b> : - <b>CS</b> : Ciu Ping Thio <b>SAB</b> : PT Sinartama Gunita <b>PA</b> : Gideon Adi & Rekan				Jln. Raya Cimareme 131, Padalarang - 40552 Kab. Bandung Barat PO.Box 1230, Bandung 40012, Jawa Barat <b>Phone</b> : (022) 867-00700 <b>Fax</b> : (022) 665-4612 <b>e-mail</b> : eddikur@ultrajaya.co.id <b>Web</b> : www.ultrajaya.co.id <b>CS</b> : Eddi Kurniadi <b>SAB</b> : PT Sirca Datapro Perdana <b>PA</b> : Tanubrata Sutanto Fahmi & Rekan	
506.	<b>TRST</b>	<b>Trias Sentosa Tbk. [S]</b>	1   3   35	512.	<b>UNIC</b>	<b>Unggul Indah Cahaya Tbk. [S]</b>	1   3   34
		Desa Keboharan, Km 26 Krian, Sidoarjo 61262 Altira Business Park, Jln. Yos Sudarso Kav. 85 Blok A01-07 5th Fl. Sunter Jakarta Utara 14350 <b>Phone</b> : (031) 897-5825; (021) 390-2551 <b>Fax</b> : (031) 897-2998; (021) 390 2552 <b>e-mail</b> : adrian.wibisono@trst.co.id <b>Web</b> : www.trias-sentosa.com <b>CS</b> : Adrian Wibisono <b>SAB</b> : PT Sirca Datapro Perdana <b>PA</b> : Purwantono, Sungkoro & Surja				Wisma UIC 2nd Fl. Jln. Gatot Subroto Kav. 6-7, Jakarta <b>Phone</b> : (021) 579-05100 <b>Fax</b> : (021) 579-05111 <b>e-mail</b> : corp_sect@uic.co.id <b>Web</b> : www.uic.co.id <b>CS</b> : Lily Setiadi <b>SAB</b> : PT Raya Saham Registra <b>PA</b> : Purwantono, Sungkoro & Surja	
507.	<b>TRUB</b>	<b>Truba Alam Manunggal Engineering Tbk. [S]</b>	1   7   75	513.	<b>UNIT</b>	<b>Nusantara Inti Corpora Tbk.</b>	2   4   43
		Rukan Permata Senayan Blok B No. 3 & 5 Jln. Tentara Pelajar, Patal Senayan, Jakarta 12210 <b>Phone</b> : (021) 579-41358 <b>Fax</b> : (021) 579-41361 <b>e-mail</b> : sylvia.situmorang@truba-manunggal.com <b>Web</b> : www.truba-manunggal.com <b>CS</b> : Sylvia Situmorang <b>SAB</b> : PT Ficomindo Buana Registrar <b>PA</b> : Noor Salim, Nursehan & Sinarahardja				Menara Palma Building 12th Fl. Jln. H.R. Rasunan Said Blok X2 Kav. 6, Kuningan, Jakarta 12950 <b>Phone</b> : (021) 2939-1242 <b>Fax</b> : (021) 2939-1243 <b>e-mail</b> : nusantarainticorpora@yahoo.com <b>Web</b> : - <b>CS</b> : Gunawan Taslim <b>SAB</b> : PT Ficomindo Buana Registrar <b>PA</b> : Achmad, Rasyid, Hisbullah & Jerry	
508.	<b>TRUS</b>	<b>Trust Finance Indonesia Tbk.</b>	2   8   82	514.	<b>UNSP</b>	<b>Bakrie Sumatera Plantations Tbk.</b>	1   1   12
		Artha Graha Building 21st Fl. Jln. Jend. Sudirman Kav. 52 - 53 , Jakarta 12190 <b>Phone</b> : (021) 515-5477 <b>Fax</b> : (021) 515-5484 <b>e-mail</b> : windy_tfi@yahoo.co.id <b>Web</b> : - <b>CS</b> : Windy Wijaya <b>SAB</b> : PT Datindo Entrycom <b>PA</b> : Heliantono & Rekan				Komplek Rasuna Epicentrum, Bakrie Tower 18th-19th Fl. Jln. HR. Rasuna Said, Jakarta 12960 <b>Phone</b> : (021) 299-41286 <b>Fax</b> : (021) 299-41352 <b>e-mail</b> : fitrib@bakriesumatera.com <b>Web</b> : www.bakriesumatera.com <b>CS</b> : Fitri Barnas <b>SAB</b> : PT EDI Indonesia <b>PA</b> : Handoko Tomo Samuel Gunawan & Rekan	
509.	<b>TSPC</b>	<b>Tempo Scan Pacific Tbk. [S]</b>	1   5   53	515.	<b>UNTR</b>	<b>United Tractors Tbk. [S]</b>	1   9   91
		Tempo Scan Tower Building Jln.H.R. Rasuna Said Kav. 3-4, Jakarta 12950 <b>Phone</b> : (021) 292-18888 <b>Fax</b> : (021) 292-09999 <b>e-mail</b> : investorrelation@thetempogroup.com <b>Web</b> : - <b>CS</b> : Monica <b>SAB</b> : PT Blue Chip Mulia <b>PA</b> : Tanubrata Sutanto Fahmi & Rekan				Jln. Raya Bekasi Km. 22 Jakarta 13910 <b>Phone</b> : (021) 460-5959 - 79 <b>Fax</b> : (021) 460-0655, 460-0677 <b>e-mail</b> : sarakl@unitedtractors.com <b>Web</b> : www.unitedtractors.com <b>CS</b> : Sara K. Loebis <b>SAB</b> : PT Raya Saham Registra <b>PA</b> : Tanudiredja, Wibisana, Rintis & Rekan	
510.	<b>TURI</b>	<b>Tunas Ridean Tbk. [S]</b>	1   9   91	516.	<b>UNVR</b>	<b>Unilever Indonesia Tbk. [S]</b>	1   5   54
		Tunas Toyota Building 2nd Fl. Jln. Raya Pasar Minggu No. 7, Jakarta 12740 <b>Phone</b> : (021) 794-4788, 794-0555 <b>Fax</b> : (021) 799-5621 <b>e-mail</b> : dewi.yunita@tunasgroup.com <b>Web</b> : www.tunasgroup.com <b>CS</b> : Dewi Yunita <b>SAB</b> : PT Datindo Entrycom <b>PA</b> : Tanudiredja, Wibisana, Rintis & Rekan				Graha Unilever Jln. Jend. Gatot Subroto Kav. 15, Jakarta 12930 <b>Phone</b> : (021) 526-2112, 5299-6468, 5299-6847 <b>Fax</b> : (021) 526-4020 <b>e-mail</b> : unvr.indonesia@unilever.com <b>Web</b> : www.unilever.com; www.unilever.co.id <b>CS</b> : Sancoyo Antarikso <b>SAB</b> : PT Sharestar Indonesia <b>PA</b> : Siddharta Widjaja & Rekan	

## Listed Companies

517.	<b>VICO</b> Victoria Investama Tbk.	1   8   89	523.	<b>WEHA</b> WEHA Transportasi Indonesia Tbk.	1   7   74
	Victoria Suites, Senayan City, Panin Tower 8th Fl. Jln. Asia Afrika Lot. 19, Gelora, Tanah Abang, Jakarta 10270 <b>Phone</b> : (021) 7278-2287 <b>Fax</b> : (021) 7278-2287 <b>e-mail</b> : corsec@victoriainvestama.co.id <b>Web</b> : www.victoriainvestama.co.id <b>CS</b> : Caprie Ardira Azhar <b>SAB</b> : PT Ficominindo Buana Registrar <b>PA</b> : Tjahjadi & Tamara			Grha White Horse, Jln. Husein Sastranegara No. 175 Jln. Husein Sastranegara No.175, Tangerang 15125 <b>Phone</b> : (021) 2967-5555 <b>Fax</b> : (021) 2967-5005 <b>e-mail</b> : sudjasmin@whitehorse.co.id <b>Web</b> : www.whitehorse.co.id <b>CS</b> : Sudjasmin Djambiar <b>SAB</b> : PT Blue Chip Mulia <b>PA</b> : Mulyamin Sensi Suryanto & Lianny	
518.	<b>VINS</b> Victoria Insurance Tbk.	2   8   84	524.	<b>WICO</b> Wicaksana Overseas International Tbk. [S]	2   9   91
	The Victoria 3rd B Fl. Jln. Tomang Raya Kav. 33-37, Tomang, Jakarta Barat 11440 <b>Phone</b> : (021) 566-3788 <b>Fax</b> : (021) 566-3789 <b>e-mail</b> : corsec@victoriainsurance.co.id <b>Web</b> : www.victoriainsurance.co.id <b>CS</b> : Nia Hapsari <b>SAB</b> : PT Adimitra Jasa Korpora <b>PA</b> : Tjahjadi & Tamara			Jln. Ancol Barat VII Blok A 5d No. 2 Jakarta 14430 <b>Phone</b> : (021) 692-7293, 690-9244 <b>Fax</b> : (021) 690-9436, 692-7766 <b>e-mail</b> : finance@wicaksana.co.id <b>Web</b> : www.wicaksana.co.id <b>CS</b> : Elys Karis <b>SAB</b> : PT Datindo Entrycom <b>PA</b> : Purwantono, Sungkoro & Surja	
519.	<b>VIVA</b> Visi Media Asia Tbk.	1   9   95	525.	<b>WIIM</b> Wismilak Inti Makmur Tbk.	1   5   52
	Wisma Bakrie 2, 7th Fl. Jln. H.R. Rasuna Said Kav. B2, Jakarta 12920 <b>Phone</b> : (021) 579-45711 <b>Fax</b> : (021) 579-45715 <b>e-mail</b> : corsec@viva.co.id <b>Web</b> : www.viva.co.id <b>CS</b> : Neil Ricardo Tobing <b>SAB</b> : PT Ficominindo Buana Registrar <b>PA</b> : Handoko Tomo Samuel Gunawan & Rekan			Grha Wismilak Jln. Dr.Sutomo 27, Surabaya 60264 <b>Phone</b> : (031) 295-2899 <b>Fax</b> : (031) 295-2800 <b>e-mail</b> : surjanto@wismilak.com <b>Web</b> : www.wismilak.com <b>CS</b> : Surjanto Yasaputera <b>SAB</b> : PT Raya Saham Registra <b>PA</b> : Kosasih, Nurdiyaman, Mulyadi, Tjahjo & Rekan	
520.	<b>VOKS</b> Voksel Electric Tbk. [S]	1   4   45	526.	<b>WIKA</b> Wijaya Karya (Persero) Tbk. [S]	1   6   62
	Jln. Raya Narogong Km. 16 Cileungsi, Bogor 16820 <b>Phone</b> : (021) 823-0525 <b>Fax</b> : (021) 5794-4649, 823-0526 <b>e-mail</b> : ve@voksel.co.id <b>Web</b> : www.voksel.co.id <b>CS</b> : Yogjawan <b>SAB</b> : PT EDI Indonesia <b>PA</b> : Gani Sigiro & Handayani			WIKA Building Jln. D.I. Panjaitan Kav. 9, Jakarta 13340 <b>Phone</b> : (021) 819-2808, 850-8640, 850-8650 <b>Fax</b> : (021) 819-1235, 859-11969 <b>e-mail</b> : suradi@wika.co.id <b>Web</b> : www.wika.co.id <b>CS</b> : Suradi <b>SAB</b> : PT Datindo Entrycom <b>PA</b> : Hadori Sugiarto Adi & Rekan	
521.	<b>VRNA</b> Verena Multi Finance Tbk.	2   8   82	527.	<b>WINS</b> Wintermar Offshore Marine Tbk. [S]	1   7   74
	Bank Panin Building 3rd Fl. Jln. Pecenongan Raya No. 84, Jakarta 10120 <b>Phone</b> : (021) 350-4890 <b>Fax</b> : (021) 350-4891 <b>e-mail</b> : andi_harjono@verena.co.id <b>Web</b> : www.verena.co.id <b>CS</b> : Andi Harjono <b>SAB</b> : PT Blue Chip Mulia <b>PA</b> : Osman Bing Satrio & Eny			Jln. Kebayoran Lama No. 155 Jakarta 11560 <b>Phone</b> : (021) 530-5201, 530-5202 <b>Fax</b> : (021) 530-5203 <b>e-mail</b> : nely.layanto@wintermar.com <b>Web</b> : www.wintermar.com <b>CS</b> : Nely Layanto <b>SAB</b> : PT Datindo Entrycom <b>PA</b> : Amir Abadi Jusuf, Aryanto, Mawar & Rekan	
522.	<b>WAPO</b> Wahana Pronatural Tbk. [S]	2   9   91	528.	<b>WOMF</b> Wahana Ottomitra Multiartha Tbk.	1   8   82
	Bumi Mandiri Building Tower II 4th Fl. Suite 406 - 407 Jln. Panglima Sudirman No. 66 - 68, Surabaya 60127 <b>Phone</b> : (031) 535-2705 <b>Fax</b> : (031) 535-2704 <b>e-mail</b> : iwansetiawan_se@yahoo.com <b>Web</b> : - <b>CS</b> : Iwan Setiawan <b>SAB</b> : PT Sinartama Gunita <b>PA</b> : Supoyo, Sutjahjo, Subyantara & Rekan			Mega Glodok Kemayoran Office Tower B 2nd Fl. Jln. Angkasa Kav. B-6 Bandar Kemayoran, Jakarta Pusat 10610 <b>Phone</b> : (021) 266-46600, 937-21088, 937-25001 <b>Fax</b> : (021) 601-2265, 628-1693 <b>e-mail</b> : corporate_secretary@wom.co.id <b>Web</b> : www.wom.co.id <b>CS</b> : Zacharia Susantadiredja <b>SAB</b> : PT Sinartama Gunita <b>PA</b> : Purwantono, Sungkoro & Surja	

## Listed Companies

				Note
529.	<b>WSKT</b>	<b>Waskita Karya (Persero) Tbk. [S]</b>	1   6   62	1   9   99
		Waskita Building 9th Fl. Jln. M.T. Haryono Kav. No. 10, Cawang, Jakarta 13340 <b>Phone</b> : (021) 850-8510 <b>Fax</b> : (021) 850-8506 <b>e-mail</b> : waskita@waskita.co.id <b>Web</b> : www.waskita.co.id <b>CS</b> : Hadi Susilo <b>SAB</b> : PT Datindo Entrycom <b>PA</b> : Doli, Bambang, Sulistiyanto, Dadang & Ali		Note: CS : Corporate Secretary SAB : Securities Administration Bureau PA : Public Accountant
				Board: 1. Main 2. Development
				Code for Sector and Subsector
530.	<b>WTON</b>	<b>Wijaya Karya Beton Tbk. [S]</b>	1   3   31	
		Jln. Raya Jatiwaringin No. 54 Pondok Gede Bekasi 17411 <b>Phone</b> : (021) 8497-3363 <b>Fax</b> : (021) 8497-3391 <b>e-mail</b> : sekper@wika-beton.co.id <b>Web</b> : www.wikabeton.co.id <b>CS</b> : Puji Haryadi <b>SAB</b> : PT Datindo Entrycom <b>PA</b> : Hadori Sugiarto Adi & Rekan		
531.	<b>YPAS</b>	<b>Yanaprima Hastapersada Tbk. [S]</b>	2   3   35	
		Graha Irama Building 15th-G Fl. Jln. HR Rasuna Said Blok X-1 Kav 01/02, Jakarta 12950 <b>Phone</b> : (021) 526-1172, 526-1173 <b>Fax</b> : (021) 526-1427 <b>e-mail</b> : corsec_yanaprim@yahoo.com <b>Web</b> : www.yanaprima.com <b>CS</b> : Lukas Lucky <b>SAB</b> : PT Adimitra Jasa Korpora <b>PA</b> : Teramihardja, Pradhono & Chandra		
532.	<b>YULE</b>	<b>Yulie Sekurindo Tbk.</b>	2   8   83	
		Plaza ABDA 5th Fl. Jln. Jend. Sudirman Kav. 59, Jakarta 12190 <b>Phone</b> : (021) 514-02180, 514-02181 <b>Fax</b> : (021) 514-02182 <b>e-mail</b> : corsec@yuliesekurindo.com <b>Web</b> : www.yuliesekurindo.com <b>CS</b> : Rohati <b>SAB</b> : PT Adimitra Jasa Korpora <b>PA</b> : Achmad, Rasyid, Hisbullah & Jerry		
533.	<b>ZBRA</b>	<b>Zebra Nusantara Tbk. [S]</b>	2   7   74	
		Citra Graha Building 6 Fl. Jln. Jend. Gatot Subroto Kav. 35 - 36, Jakarta 12950 <b>Phone</b> : (021) 522-2777, 841-6666, (031) 7257-8289 <b>Fax</b> : (031) 847-0772, 841-5370 <b>e-mail</b> : ningsih_zn@yahoo.co.id <b>Web</b> : - <b>CS</b> : Wijiningsih <b>SAB</b> : PT Adimitra Jasa Korpora <b>PA</b> : Budiman, Wawan, Pamudji & Rekan		

## Indonesia Stock Exchange Members

No.	Code	IDX Members, Address	Note *					No.	Code	IDX Members, Address	Note *																																		
			OT	JV	IM	UW	SB				OT	JV	IM	UW	SB																														
1.	PP	<b>Aldiracita Corpotama</b> Sinarmas Land, Menara III, 11th Fl. Jln. M.H. Thamrin No. 51 Kav. 22, Jakarta - 10350 Phone : 3983-4551 Fax : 3983-4559, 4560	■	■	■	■	■	7.	DX	<b>Bahana Securities</b> Graha Niaga, 18th Fl. Jln. Jend. Sudirman Kav. 58, Jakarta - 12190 Phone : 250-5080 Fax : 250-5070, 250-5071	■	■	■	■	■																														
<table border="1"> <thead> <tr> <th></th> <th>Total Trading 2015</th> <th>%</th> <th>Rank</th> </tr> </thead> <tbody> <tr> <td>Volume (Shares) :</td> <td>1,423,767,990</td> <td>0.05</td> <td>93</td> </tr> <tr> <td>Value (Rupiah) :</td> <td>1,532,640,019,900</td> <td>0.05</td> <td>88</td> </tr> <tr> <td>Frequency (X) :</td> <td>41,635</td> <td>0.04</td> <td>91</td> </tr> </tbody> </table>								Total Trading 2015	%	Rank	Volume (Shares) :	1,423,767,990	0.05	93	Value (Rupiah) :	1,532,640,019,900	0.05	88	Frequency (X) :	41,635	0.04	91	<table border="1"> <thead> <tr> <th></th> <th>Total Trading 2015</th> <th>%</th> <th>Rank</th> </tr> </thead> <tbody> <tr> <td>Volume (Shares) :</td> <td>33,630,885,319</td> <td>1.16</td> <td>30</td> </tr> <tr> <td>Value (Rupiah) :</td> <td>64,604,122,006,317</td> <td>2.30</td> <td>15</td> </tr> <tr> <td>Frequency (X) :</td> <td>2,454,127</td> <td>2.27</td> <td>13</td> </tr> </tbody> </table>								Total Trading 2015	%	Rank	Volume (Shares) :	33,630,885,319	1.16	30	Value (Rupiah) :	64,604,122,006,317	2.30	15	Frequency (X) :	2,454,127	2.27	13
	Total Trading 2015	%	Rank																																										
Volume (Shares) :	1,423,767,990	0.05	93																																										
Value (Rupiah) :	1,532,640,019,900	0.05	88																																										
Frequency (X) :	41,635	0.04	91																																										
	Total Trading 2015	%	Rank																																										
Volume (Shares) :	33,630,885,319	1.16	30																																										
Value (Rupiah) :	64,604,122,006,317	2.30	15																																										
Frequency (X) :	2,454,127	2.27	13																																										
2.	YO	<b>Amantara Securities</b> Plaza BII Menara III, 11th Fl. Jln. M.H. Thamrin No. 51Kav 22 Jakarta - 10350 Phone : 392-9601, 392-9218 Fax : 392-9638, 392-9588	■	■	■	■	8.	BZ	<b>Batavia Prosperindo Sekuritas</b> Plaza Chase, 12th Fl. Jln. Jend. Sudirman Kav. 21, Jakarta - 12920 Phone : 520-7374 Fax : 520-6936, 570-3691	■	■	■	■	■																															
<table border="1"> <thead> <tr> <th></th> <th>Total Trading 2015</th> <th>%</th> <th>Rank</th> </tr> </thead> <tbody> <tr> <td>Volume (Shares) :</td> <td>1,494,740,308</td> <td>0.05</td> <td>92</td> </tr> <tr> <td>Value (Rupiah) :</td> <td>1,830,536,925,540</td> <td>0.07</td> <td>86</td> </tr> <tr> <td>Frequency (X) :</td> <td>66,095</td> <td>0.06</td> <td>87</td> </tr> </tbody> </table>								Total Trading 2015	%	Rank	Volume (Shares) :	1,494,740,308	0.05	92	Value (Rupiah) :	1,830,536,925,540	0.07	86	Frequency (X) :	66,095	0.06	87	<table border="1"> <thead> <tr> <th></th> <th>Total Trading 2015</th> <th>%</th> <th>Rank</th> </tr> </thead> <tbody> <tr> <td>Volume (Shares) :</td> <td>9,233,159,850</td> <td>0.32</td> <td>70</td> </tr> <tr> <td>Value (Rupiah) :</td> <td>11,208,666,919,400</td> <td>0.40</td> <td>55</td> </tr> <tr> <td>Frequency (X) :</td> <td>421,931</td> <td>0.39</td> <td>53</td> </tr> </tbody> </table>								Total Trading 2015	%	Rank	Volume (Shares) :	9,233,159,850	0.32	70	Value (Rupiah) :	11,208,666,919,400	0.40	55	Frequency (X) :	421,931	0.39	53
	Total Trading 2015	%	Rank																																										
Volume (Shares) :	1,494,740,308	0.05	92																																										
Value (Rupiah) :	1,830,536,925,540	0.07	86																																										
Frequency (X) :	66,095	0.06	87																																										
	Total Trading 2015	%	Rank																																										
Volume (Shares) :	9,233,159,850	0.32	70																																										
Value (Rupiah) :	11,208,666,919,400	0.40	55																																										
Frequency (X) :	421,931	0.39	53																																										
3.	FS	<b>Yuanta Securities Indonesia</b> Equity Tower 10th Fl. Suite 10F SCBD Lot 9 Jln. Jend. Sudirman Kav. 52-53, Jakarta Selatan Phone : 515-3608 Fax : 515-0205, 515-0208	■	■	■	■	9.	SQ	<b>BCA Sekuritas</b> Menara BCA, Grand Indonesia 41st Fl. Suite 4101 Jln. M.H. Thamrin No. 1, Jakarta 10310 Phone : 2358-7222 Fax : 2358-7300, 2358-7250	■	■	■	■	■																															
<table border="1"> <thead> <tr> <th></th> <th>Total Trading 2015</th> <th>%</th> <th>Rank</th> </tr> </thead> <tbody> <tr> <td>Volume (Shares) :</td> <td>50,038,007,771</td> <td>1.73</td> <td>18</td> </tr> <tr> <td>Value (Rupiah) :</td> <td>24,817,269,257,340</td> <td>0.88</td> <td>34</td> </tr> <tr> <td>Frequency (X) :</td> <td>721,017</td> <td>0.67</td> <td>37</td> </tr> </tbody> </table>								Total Trading 2015	%	Rank	Volume (Shares) :	50,038,007,771	1.73	18	Value (Rupiah) :	24,817,269,257,340	0.88	34	Frequency (X) :	721,017	0.67	37	<table border="1"> <thead> <tr> <th></th> <th>Total Trading 2015</th> <th>%</th> <th>Rank</th> </tr> </thead> <tbody> <tr> <td>Volume (Shares) :</td> <td>2,964,905,394</td> <td>0.10</td> <td>86</td> </tr> <tr> <td>Value (Rupiah) :</td> <td>7,336,010,112,820</td> <td>0.26</td> <td>65</td> </tr> <tr> <td>Frequency (X) :</td> <td>106,863</td> <td>0.10</td> <td>84</td> </tr> </tbody> </table>								Total Trading 2015	%	Rank	Volume (Shares) :	2,964,905,394	0.10	86	Value (Rupiah) :	7,336,010,112,820	0.26	65	Frequency (X) :	106,863	0.10	84
	Total Trading 2015	%	Rank																																										
Volume (Shares) :	50,038,007,771	1.73	18																																										
Value (Rupiah) :	24,817,269,257,340	0.88	34																																										
Frequency (X) :	721,017	0.67	37																																										
	Total Trading 2015	%	Rank																																										
Volume (Shares) :	2,964,905,394	0.10	86																																										
Value (Rupiah) :	7,336,010,112,820	0.26	65																																										
Frequency (X) :	106,863	0.10	84																																										
4.	ID	<b>Anugerah Securindo Indah</b> Komplek Ruko Cempaka Mas Jl. Letjend. Suprpto Jln. Letjend. Suprpto-Cempaka Mas Blok M 1 No. 1,2,3, Jakarta - 10640 Phone : 4287-2794, 4280-0433 Fax : 4280-0432	■	■	■	■	10.	AR	<b>Binaartha Parama</b> Setiabudi Atrium Building, 5th Fl., Suite 502A-503 Jln. H.R. Rasuna Said Kav. 62, Jakarta - 12920 Phone : 520-6678 Fax : 521-0325	■	■	■	■	■																															
<table border="1"> <thead> <tr> <th></th> <th>Total Trading 2015</th> <th>%</th> <th>Rank</th> </tr> </thead> <tbody> <tr> <td>Volume (Shares) :</td> <td>29,682,307,943</td> <td>1.03</td> <td>35</td> </tr> <tr> <td>Value (Rupiah) :</td> <td>12,752,197,071,174</td> <td>0.45</td> <td>47</td> </tr> <tr> <td>Frequency (X) :</td> <td>292,334</td> <td>0.27</td> <td>65</td> </tr> </tbody> </table>								Total Trading 2015	%	Rank	Volume (Shares) :	29,682,307,943	1.03	35	Value (Rupiah) :	12,752,197,071,174	0.45	47	Frequency (X) :	292,334	0.27	65	<table border="1"> <thead> <tr> <th></th> <th>Total Trading 2015</th> <th>%</th> <th>Rank</th> </tr> </thead> <tbody> <tr> <td>Volume (Shares) :</td> <td>1,861,588,286</td> <td>0.06</td> <td>89</td> </tr> <tr> <td>Value (Rupiah) :</td> <td>1,952,531,621,258</td> <td>0.07</td> <td>85</td> </tr> <tr> <td>Frequency (X) :</td> <td>102,360</td> <td>0.09</td> <td>85</td> </tr> </tbody> </table>								Total Trading 2015	%	Rank	Volume (Shares) :	1,861,588,286	0.06	89	Value (Rupiah) :	1,952,531,621,258	0.07	85	Frequency (X) :	102,360	0.09	85
	Total Trading 2015	%	Rank																																										
Volume (Shares) :	29,682,307,943	1.03	35																																										
Value (Rupiah) :	12,752,197,071,174	0.45	47																																										
Frequency (X) :	292,334	0.27	65																																										
	Total Trading 2015	%	Rank																																										
Volume (Shares) :	1,861,588,286	0.06	89																																										
Value (Rupiah) :	1,952,531,621,258	0.07	85																																										
Frequency (X) :	102,360	0.09	85																																										
5.	SH	<b>Artha Securities Indonesia</b> Artha Building Mangga Dua Square Blok F No. 40 Jln. Gunung Sahari Raya, Jakarta - 10730 Phone : 6231-2626 Fax : 6231-2525	■	■	■	■	11.	GA	<b>Bloom Nusantara Capital</b> Wisma KEIAI 26th Fl. Jln. Jend. Sudirman Kav. 3, Jakarta - 12190 Phone : 2188-8999 Fax : 5785-0300	■	■	■	■	■																															
<table border="1"> <thead> <tr> <th></th> <th>Total Trading 2015</th> <th>%</th> <th>Rank</th> </tr> </thead> <tbody> <tr> <td>Volume (Shares) :</td> <td>5,625,962,138</td> <td>0.19</td> <td>79</td> </tr> <tr> <td>Value (Rupiah) :</td> <td>4,406,513,883,490</td> <td>0.16</td> <td>79</td> </tr> <tr> <td>Frequency (X) :</td> <td>145,600</td> <td>0.13</td> <td>77</td> </tr> </tbody> </table>								Total Trading 2015	%	Rank	Volume (Shares) :	5,625,962,138	0.19	79	Value (Rupiah) :	4,406,513,883,490	0.16	79	Frequency (X) :	145,600	0.13	77	<table border="1"> <thead> <tr> <th></th> <th>Total Trading 2015</th> <th>%</th> <th>Rank</th> </tr> </thead> <tbody> <tr> <td>Volume (Shares) :</td> <td>13,411,826,225</td> <td>0.46</td> <td>62</td> </tr> <tr> <td>Value (Rupiah) :</td> <td>8,962,707,289,353</td> <td>0.32</td> <td>61</td> </tr> <tr> <td>Frequency (X) :</td> <td>371,108</td> <td>0.34</td> <td>57</td> </tr> </tbody> </table>								Total Trading 2015	%	Rank	Volume (Shares) :	13,411,826,225	0.46	62	Value (Rupiah) :	8,962,707,289,353	0.32	61	Frequency (X) :	371,108	0.34	57
	Total Trading 2015	%	Rank																																										
Volume (Shares) :	5,625,962,138	0.19	79																																										
Value (Rupiah) :	4,406,513,883,490	0.16	79																																										
Frequency (X) :	145,600	0.13	77																																										
	Total Trading 2015	%	Rank																																										
Volume (Shares) :	13,411,826,225	0.46	62																																										
Value (Rupiah) :	8,962,707,289,353	0.32	61																																										
Frequency (X) :	371,108	0.34	57																																										
6.	IP	<b>Asjaya Indosurya Securities</b> Graha Surya, 7th Fl., Taman Perkantoran Kuningan Jln. Setiabudi Selatan I Kav. 9, Jakarta - 12920 Phone : 5790-5068 Fax : 5790-4898	■	■	■	■	12.	NI	<b>BNI Securities</b> Sudirman Plaza Indofood Tower, 16th Fl. Jln. Jend. Sudirman Kav. 76-78, Jakarta - 10220 Phone : 2554-3946 Fax : 5793-5828	■	■	■	■	■																															
<table border="1"> <thead> <tr> <th></th> <th>Total Trading 2015</th> <th>%</th> <th>Rank</th> </tr> </thead> <tbody> <tr> <td>Volume (Shares) :</td> <td>10,074,470,046</td> <td>0.35</td> <td>67</td> </tr> <tr> <td>Value (Rupiah) :</td> <td>5,681,472,889,782</td> <td>0.20</td> <td>75</td> </tr> <tr> <td>Frequency (X) :</td> <td>336,418</td> <td>0.31</td> <td>61</td> </tr> </tbody> </table>								Total Trading 2015	%	Rank	Volume (Shares) :	10,074,470,046	0.35	67	Value (Rupiah) :	5,681,472,889,782	0.20	75	Frequency (X) :	336,418	0.31	61	<table border="1"> <thead> <tr> <th></th> <th>Total Trading 2015</th> <th>%</th> <th>Rank</th> </tr> </thead> <tbody> <tr> <td>Volume (Shares) :</td> <td>55,883,914,803</td> <td>1.93</td> <td>15</td> </tr> <tr> <td>Value (Rupiah) :</td> <td>41,527,039,193,863</td> <td>1.48</td> <td>23</td> </tr> <tr> <td>Frequency (X) :</td> <td>2,792,093</td> <td>2.58</td> <td>11</td> </tr> </tbody> </table>								Total Trading 2015	%	Rank	Volume (Shares) :	55,883,914,803	1.93	15	Value (Rupiah) :	41,527,039,193,863	1.48	23	Frequency (X) :	2,792,093	2.58	11
	Total Trading 2015	%	Rank																																										
Volume (Shares) :	10,074,470,046	0.35	67																																										
Value (Rupiah) :	5,681,472,889,782	0.20	75																																										
Frequency (X) :	336,418	0.31	61																																										
	Total Trading 2015	%	Rank																																										
Volume (Shares) :	55,883,914,803	1.93	15																																										
Value (Rupiah) :	41,527,039,193,863	1.48	23																																										
Frequency (X) :	2,792,093	2.58	11																																										

Note \*) OT: Online Trading, JV: Joint Venture, IM: Investment Manager, UW: Underwriter, SB: Securities Broker \*\*\*) suspend \*\*\*) revoked

## Indonesia Stock Exchange Members

No.	Code	IDX Members, Address	Note *					No.	Code	IDX Members, Address	Note *																																		
			OT	JV	IM	UW	SB				OT	JV	IM	UW	SB																														
13.	<b>BW</b>	<b>BNP Paribas Securities Indonesia</b> Menara BCA, 35th Fl., Grand Indonesia Jln. M.H. Thamrin No. 1, Jakarta - 10310 Phone : 2358-6586 (General) Fax : 2358-7587 (General), 2358-6860 (Corporate Finance)	■	■	■	■	■	19.	<b>KI</b>	<b>Ciptadana Securities</b> Plaza ABDA (Plasa Asia), Office Park 2 Jln. Jend. Sudirman Kav. 59, Jakarta - 12190 Phone : 2557-4800 Fax : 2557-4842	■	■	■	■	■																														
<table border="1"> <thead> <tr> <th></th> <th>Total Trading 2015</th> <th>%</th> <th>Rank</th> </tr> </thead> <tbody> <tr> <td>Volume (Shares)</td> <td>4,326,634,379</td> <td>0.15</td> <td>82</td> </tr> <tr> <td>Value (Rupiah)</td> <td>15,930,626,556,212</td> <td>0.57</td> <td>38</td> </tr> <tr> <td>Frequency (X)</td> <td>413,989</td> <td>0.38</td> <td>54</td> </tr> </tbody> </table>								Total Trading 2015	%	Rank	Volume (Shares)	4,326,634,379	0.15	82	Value (Rupiah)	15,930,626,556,212	0.57	38	Frequency (X)	413,989	0.38	54	<table border="1"> <thead> <tr> <th></th> <th>Total Trading 2015</th> <th>%</th> <th>Rank</th> </tr> </thead> <tbody> <tr> <td>Volume (Shares)</td> <td>63,098,262,876</td> <td>2.18</td> <td>12</td> </tr> <tr> <td>Value (Rupiah)</td> <td>49,257,557,089,867</td> <td>1.75</td> <td>20</td> </tr> <tr> <td>Frequency (X)</td> <td>1,082,155</td> <td>1.00</td> <td>29</td> </tr> </tbody> </table>								Total Trading 2015	%	Rank	Volume (Shares)	63,098,262,876	2.18	12	Value (Rupiah)	49,257,557,089,867	1.75	20	Frequency (X)	1,082,155	1.00	29
	Total Trading 2015	%	Rank																																										
Volume (Shares)	4,326,634,379	0.15	82																																										
Value (Rupiah)	15,930,626,556,212	0.57	38																																										
Frequency (X)	413,989	0.38	54																																										
	Total Trading 2015	%	Rank																																										
Volume (Shares)	63,098,262,876	2.18	12																																										
Value (Rupiah)	49,257,557,089,867	1.75	20																																										
Frequency (X)	1,082,155	1.00	29																																										
14.	<b>SA</b>	<b>Bosowa Sekuritas</b> Equity Tower, 15th Fl., Suite 15 D Jln. Jend. Sudirman Kav. 52 - 53, SCBD Lot 9, Jakarta 12190 Phone : 2903-5177 Fax : 2903-5166	■	■	■	■	20.	<b>CG</b>	<b>Citigroup Securities Indonesia</b> Bapindo Plaza - Citibank Tower, 5th Fl. Jln. Jend. Sudirman Kav. 54 - 55, Jakarta 12190 Phone : 2924-9223 Fax : 2924-9238	■	■	■	■	■																															
<table border="1"> <thead> <tr> <th></th> <th>Total Trading 2015</th> <th>%</th> <th>Rank</th> </tr> </thead> <tbody> <tr> <td>Volume (Shares)</td> <td>21,702,752,180</td> <td>0.75</td> <td>48</td> </tr> <tr> <td>Value (Rupiah)</td> <td>13,909,172,571,132</td> <td>0.49</td> <td>43</td> </tr> <tr> <td>Frequency (X)</td> <td>409,796</td> <td>0.38</td> <td>56</td> </tr> </tbody> </table>								Total Trading 2015	%	Rank	Volume (Shares)	21,702,752,180	0.75	48	Value (Rupiah)	13,909,172,571,132	0.49	43	Frequency (X)	409,796	0.38	56	<table border="1"> <thead> <tr> <th></th> <th>Total Trading 2015</th> <th>%</th> <th>Rank</th> </tr> </thead> <tbody> <tr> <td>Volume (Shares)</td> <td>27,821,652,536</td> <td>0.96</td> <td>38</td> </tr> <tr> <td>Value (Rupiah)</td> <td>95,489,570,623,763</td> <td>3.39</td> <td>9</td> </tr> <tr> <td>Frequency (X)</td> <td>2,496,118</td> <td>2.31</td> <td>12</td> </tr> </tbody> </table>								Total Trading 2015	%	Rank	Volume (Shares)	27,821,652,536	0.96	38	Value (Rupiah)	95,489,570,623,763	3.39	9	Frequency (X)	2,496,118	2.31	12
	Total Trading 2015	%	Rank																																										
Volume (Shares)	21,702,752,180	0.75	48																																										
Value (Rupiah)	13,909,172,571,132	0.49	43																																										
Frequency (X)	409,796	0.38	56																																										
	Total Trading 2015	%	Rank																																										
Volume (Shares)	27,821,652,536	0.96	38																																										
Value (Rupiah)	95,489,570,623,763	3.39	9																																										
Frequency (X)	2,496,118	2.31	12																																										
15.	<b>HK</b>	<b>Brent Securities **)</b> Jln. Cibulan VII No. 8 Kebayoran, Jakarta Phone : 526-6628 Fax : 527-7259	■	■	■	■	21.	<b>KZ</b>	<b>CLSA Indonesia</b> Wisma GKBI, Suite 901 Jln. Jend. Sudirman No. 28, Jakarta - 10210 Phone : 2554-8888 Fax : 574-6922, 574-1555	■	■	■	■	■																															
<table border="1"> <thead> <tr> <th></th> <th>Total Trading 2015</th> <th>%</th> <th>Rank</th> </tr> </thead> <tbody> <tr> <td>Volume (Shares)</td> <td>-</td> <td>-</td> <td>111</td> </tr> <tr> <td>Value (Rupiah)</td> <td>-</td> <td>-</td> <td>111</td> </tr> <tr> <td>Frequency (X)</td> <td>-</td> <td>-</td> <td>111</td> </tr> </tbody> </table>								Total Trading 2015	%	Rank	Volume (Shares)	-	-	111	Value (Rupiah)	-	-	111	Frequency (X)	-	-	111	<table border="1"> <thead> <tr> <th></th> <th>Total Trading 2015</th> <th>%</th> <th>Rank</th> </tr> </thead> <tbody> <tr> <td>Volume (Shares)</td> <td>35,700,956,468</td> <td>1.23</td> <td>29</td> </tr> <tr> <td>Value (Rupiah)</td> <td>100,640,555,255,020</td> <td>3.58</td> <td>7</td> </tr> <tr> <td>Frequency (X)</td> <td>2,419,089</td> <td>2.24</td> <td>15</td> </tr> </tbody> </table>								Total Trading 2015	%	Rank	Volume (Shares)	35,700,956,468	1.23	29	Value (Rupiah)	100,640,555,255,020	3.58	7	Frequency (X)	2,419,089	2.24	15
	Total Trading 2015	%	Rank																																										
Volume (Shares)	-	-	111																																										
Value (Rupiah)	-	-	111																																										
Frequency (X)	-	-	111																																										
	Total Trading 2015	%	Rank																																										
Volume (Shares)	35,700,956,468	1.23	29																																										
Value (Rupiah)	100,640,555,255,020	3.58	7																																										
Frequency (X)	2,419,089	2.24	15																																										
16.	<b>RF</b>	<b>Buana Capital</b> Indonesia Stock Exchange Building Tower II, 26th Fl. Jln. Jend. Sudirman Kav. 52-53, Jakarta - 12190 Phone : 515-0203 Fax : 515-0241	■	■	■	■	22.	<b>CS</b>	<b>Credit Suisse Securities Indonesia</b> Sampoerna Strategic Square Building Tower B, 23rd Fl. Jln. Jend. Sudirman Kav. 45-46, Jakarta - 12930 Phone : 2553-7900 Fax : 2553-7999	■	■	■	■	■																															
<table border="1"> <thead> <tr> <th></th> <th>Total Trading 2015</th> <th>%</th> <th>Rank</th> </tr> </thead> <tbody> <tr> <td>Volume (Shares)</td> <td>7,604,942,442</td> <td>0.26</td> <td>72</td> </tr> <tr> <td>Value (Rupiah)</td> <td>11,986,419,028,526</td> <td>0.43</td> <td>49</td> </tr> <tr> <td>Frequency (X)</td> <td>290,501</td> <td>0.27</td> <td>66</td> </tr> </tbody> </table>								Total Trading 2015	%	Rank	Volume (Shares)	7,604,942,442	0.26	72	Value (Rupiah)	11,986,419,028,526	0.43	49	Frequency (X)	290,501	0.27	66	<table border="1"> <thead> <tr> <th></th> <th>Total Trading 2015</th> <th>%</th> <th>Rank</th> </tr> </thead> <tbody> <tr> <td>Volume (Shares)</td> <td>43,969,486,978</td> <td>1.52</td> <td>23</td> </tr> <tr> <td>Value (Rupiah)</td> <td>138,052,624,611,246</td> <td>4.91</td> <td>2</td> </tr> <tr> <td>Frequency (X)</td> <td>5,217,321</td> <td>4.82</td> <td>3</td> </tr> </tbody> </table>								Total Trading 2015	%	Rank	Volume (Shares)	43,969,486,978	1.52	23	Value (Rupiah)	138,052,624,611,246	4.91	2	Frequency (X)	5,217,321	4.82	3
	Total Trading 2015	%	Rank																																										
Volume (Shares)	7,604,942,442	0.26	72																																										
Value (Rupiah)	11,986,419,028,526	0.43	49																																										
Frequency (X)	290,501	0.27	66																																										
	Total Trading 2015	%	Rank																																										
Volume (Shares)	43,969,486,978	1.52	23																																										
Value (Rupiah)	138,052,624,611,246	4.91	2																																										
Frequency (X)	5,217,321	4.82	3																																										
17.	<b>ZR</b>	<b>Bumiputera Sekuritas</b> Wisma Bumiputra, 17th Fl. Jln. Jend. Sudirman Kav. 75 Jakarta Selatan Phone : 5296-0155 (Hunting), 5296-0150 (Dealer) Fax : 5296-0148, 571-2711	■	■	■	■	23.	<b>YP</b>	<b>Daewoo Securities Indonesia</b> Equity Tower 50th Fl. Unit A, SCBD Lot 9 Jln. Jend. Sudirman Kav. 52 - 53, Jakarta - 12190 Phone : 515-1140 Fax : 515-1141	■	■	■	■	■																															
<table border="1"> <thead> <tr> <th></th> <th>Total Trading 2015</th> <th>%</th> <th>Rank</th> </tr> </thead> <tbody> <tr> <td>Volume (Shares)</td> <td>5,918,850,019</td> <td>0.20</td> <td>78</td> </tr> <tr> <td>Value (Rupiah)</td> <td>3,854,936,693,440</td> <td>0.14</td> <td>80</td> </tr> <tr> <td>Frequency (X)</td> <td>123,721</td> <td>0.11</td> <td>81</td> </tr> </tbody> </table>								Total Trading 2015	%	Rank	Volume (Shares)	5,918,850,019	0.20	78	Value (Rupiah)	3,854,936,693,440	0.14	80	Frequency (X)	123,721	0.11	81	<table border="1"> <thead> <tr> <th></th> <th>Total Trading 2015</th> <th>%</th> <th>Rank</th> </tr> </thead> <tbody> <tr> <td>Volume (Shares)</td> <td>152,441,228,954</td> <td>5.27</td> <td>1</td> </tr> <tr> <td>Value (Rupiah)</td> <td>85,965,446,845,011</td> <td>3.06</td> <td>12</td> </tr> <tr> <td>Frequency (X)</td> <td>7,907,820</td> <td>7.31</td> <td>1</td> </tr> </tbody> </table>								Total Trading 2015	%	Rank	Volume (Shares)	152,441,228,954	5.27	1	Value (Rupiah)	85,965,446,845,011	3.06	12	Frequency (X)	7,907,820	7.31	1
	Total Trading 2015	%	Rank																																										
Volume (Shares)	5,918,850,019	0.20	78																																										
Value (Rupiah)	3,854,936,693,440	0.14	80																																										
Frequency (X)	123,721	0.11	81																																										
	Total Trading 2015	%	Rank																																										
Volume (Shares)	152,441,228,954	5.27	1																																										
Value (Rupiah)	85,965,446,845,011	3.06	12																																										
Frequency (X)	7,907,820	7.31	1																																										
18.	<b>YU</b>	<b>CIMB Securities Indonesia</b> Indonesia Stock Exchange Building Tower II, 20th Fl. Jln. Jend. Sudirman Kav. 52-53, Jakarta - 12190 Phone : 515-1330 Fax : 515-1335, 515-4661	■	■	■	■	24.	<b>OD</b>	<b>Danareksa Sekuritas</b> Danareksa Building, 3rd Fl. Jln. Medan Merdeka Selatan No. 14, Jakarta - 10110 Phone : 2955-5777, 5888, 350-9888, 9777, 2230 Fax : 350-1724,350-1725	■	■	■	■	■																															
<table border="1"> <thead> <tr> <th></th> <th>Total Trading 2015</th> <th>%</th> <th>Rank</th> </tr> </thead> <tbody> <tr> <td>Volume (Shares)</td> <td>120,212,708,335</td> <td>4.16</td> <td>3</td> </tr> <tr> <td>Value (Rupiah)</td> <td>133,850,094,292,748</td> <td>4.76</td> <td>4</td> </tr> <tr> <td>Frequency (X)</td> <td>4,111,966</td> <td>3.80</td> <td>7</td> </tr> </tbody> </table>								Total Trading 2015	%	Rank	Volume (Shares)	120,212,708,335	4.16	3	Value (Rupiah)	133,850,094,292,748	4.76	4	Frequency (X)	4,111,966	3.80	7	<table border="1"> <thead> <tr> <th></th> <th>Total Trading 2015</th> <th>%</th> <th>Rank</th> </tr> </thead> <tbody> <tr> <td>Volume (Shares)</td> <td>139,359,845,324</td> <td>4.82</td> <td>2</td> </tr> <tr> <td>Value (Rupiah)</td> <td>59,518,557,462,290</td> <td>2.12</td> <td>17</td> </tr> <tr> <td>Frequency (X)</td> <td>2,048,696</td> <td>1.89</td> <td>20</td> </tr> </tbody> </table>								Total Trading 2015	%	Rank	Volume (Shares)	139,359,845,324	4.82	2	Value (Rupiah)	59,518,557,462,290	2.12	17	Frequency (X)	2,048,696	1.89	20
	Total Trading 2015	%	Rank																																										
Volume (Shares)	120,212,708,335	4.16	3																																										
Value (Rupiah)	133,850,094,292,748	4.76	4																																										
Frequency (X)	4,111,966	3.80	7																																										
	Total Trading 2015	%	Rank																																										
Volume (Shares)	139,359,845,324	4.82	2																																										
Value (Rupiah)	59,518,557,462,290	2.12	17																																										
Frequency (X)	2,048,696	1.89	20																																										

Note \*) OT: Online Trading, JV: Joint Venture, IM: Investment Manager, UW: Underwriter, SB: Securities Broker \*\*\*) suspend \*\*\*) revoked



## Indonesia Stock Exchange Members

No.	Code	IDX Members, Address	Note *					No.	Code	IDX Members, Address	Note *																																		
			OT	JV	IM	UW	SB				OT	JV	IM	UW	SB																														
25.	<b>PF</b>	<b>Danasakti Securities</b> Jln. Tanah Abang III No. 6 Jakarta Pusat - 10160 Phone : 231-2345 (General) Fax : 231-4880 (General)	■	■	■	■	■	31.	<b>TS</b>	<b>Dwidana Sakti Sekurindo</b> Wisma Slipi 15th Fl. Jln. Let. Jend. S. Parman Kav. 12, Jakarta Barat - 11480 Phone : 530-7133 Fax : 530-5877	■	■	■	■	■																														
<table border="1"> <thead> <tr> <th></th> <th>Total Trading 2015</th> <th>%</th> <th>Rank</th> </tr> </thead> <tbody> <tr> <td>Volume (Shares)</td> <td>4,804,275,960</td> <td>0.17</td> <td>81</td> </tr> <tr> <td>Value (Rupiah)</td> <td>3,741,594,954,600</td> <td>0.13</td> <td>81</td> </tr> <tr> <td>Frequency (X)</td> <td>251,358</td> <td>0.23</td> <td>67</td> </tr> </tbody> </table>								Total Trading 2015	%	Rank	Volume (Shares)	4,804,275,960	0.17	81	Value (Rupiah)	3,741,594,954,600	0.13	81	Frequency (X)	251,358	0.23	67	<table border="1"> <thead> <tr> <th></th> <th>Total Trading 2015</th> <th>%</th> <th>Rank</th> </tr> </thead> <tbody> <tr> <td>Volume (Shares)</td> <td>9,763,765,997</td> <td>0.34</td> <td>68</td> </tr> <tr> <td>Value (Rupiah)</td> <td>5,911,894,367,415</td> <td>0.21</td> <td>73</td> </tr> <tr> <td>Frequency (X)</td> <td>208,233</td> <td>0.19</td> <td>69</td> </tr> </tbody> </table>								Total Trading 2015	%	Rank	Volume (Shares)	9,763,765,997	0.34	68	Value (Rupiah)	5,911,894,367,415	0.21	73	Frequency (X)	208,233	0.19	69
	Total Trading 2015	%	Rank																																										
Volume (Shares)	4,804,275,960	0.17	81																																										
Value (Rupiah)	3,741,594,954,600	0.13	81																																										
Frequency (X)	251,358	0.23	67																																										
	Total Trading 2015	%	Rank																																										
Volume (Shares)	9,763,765,997	0.34	68																																										
Value (Rupiah)	5,911,894,367,415	0.21	73																																										
Frequency (X)	208,233	0.19	69																																										
26.	<b>II</b>	<b>Danatama Makmur</b> Danatama Square, Jln. Mega Kuningan Timur Blok C-6/Kav.12 Kawasan Mega Kuningan, Jakarta Phone : 5797-4288 (General) Fax : 5797-4289 (General)	■	■	■	■	32.	<b>ES</b>	<b>Ekokapital Sekuritas</b> Grha BANK MAS 5th Fl. (formerly Graha GAWI) Jln. Setiabudi Selatan Kav. 10, Jakarta - 12920 Phone : 5790-4588, 5790-4580 Fax : 5790-4593, 5790-4919	■	■	■	■	■																															
<table border="1"> <thead> <tr> <th></th> <th>Total Trading 2015</th> <th>%</th> <th>Rank</th> </tr> </thead> <tbody> <tr> <td>Volume (Shares)</td> <td>11,593,908,856</td> <td>0.40</td> <td>65</td> </tr> <tr> <td>Value (Rupiah)</td> <td>1,114,571,052,040</td> <td>0.04</td> <td>92</td> </tr> <tr> <td>Frequency (X)</td> <td>21,610</td> <td>0.02</td> <td>100</td> </tr> </tbody> </table>								Total Trading 2015	%	Rank	Volume (Shares)	11,593,908,856	0.40	65	Value (Rupiah)	1,114,571,052,040	0.04	92	Frequency (X)	21,610	0.02	100	<table border="1"> <thead> <tr> <th></th> <th>Total Trading 2015</th> <th>%</th> <th>Rank</th> </tr> </thead> <tbody> <tr> <td>Volume (Shares)</td> <td>1,629,047,542</td> <td>0.06</td> <td>90</td> </tr> <tr> <td>Value (Rupiah)</td> <td>1,305,214,694,258</td> <td>0.05</td> <td>91</td> </tr> <tr> <td>Frequency (X)</td> <td>79,995</td> <td>0.07</td> <td>86</td> </tr> </tbody> </table>								Total Trading 2015	%	Rank	Volume (Shares)	1,629,047,542	0.06	90	Value (Rupiah)	1,305,214,694,258	0.05	91	Frequency (X)	79,995	0.07	86
	Total Trading 2015	%	Rank																																										
Volume (Shares)	11,593,908,856	0.40	65																																										
Value (Rupiah)	1,114,571,052,040	0.04	92																																										
Frequency (X)	21,610	0.02	100																																										
	Total Trading 2015	%	Rank																																										
Volume (Shares)	1,629,047,542	0.06	90																																										
Value (Rupiah)	1,305,214,694,258	0.05	91																																										
Frequency (X)	79,995	0.07	86																																										
27.	<b>BQ</b>	<b>Danpac Sekuritas</b> Equity Tower, 9th Fl. Suite A Jln. Jend. Sudirman Kav. 52-53, Jakarta - 12190 Phone : 299- 11888 Fax : 299- 11999	■	■	■	■	33.	<b>MK</b>	<b>Equator Securities</b> Wisma KEIAI, 21st Fl. Jln. Jend. Sudirman Kav. 3, Jakarta - 10220 Phone : 572-3828 Fax : 572-3475	■	■	■	■	■																															
<table border="1"> <thead> <tr> <th></th> <th>Total Trading 2015</th> <th>%</th> <th>Rank</th> </tr> </thead> <tbody> <tr> <td>Volume (Shares)</td> <td>16,109,227,666</td> <td>0.56</td> <td>57</td> </tr> <tr> <td>Value (Rupiah)</td> <td>10,612,490,788,970</td> <td>0.38</td> <td>57</td> </tr> <tr> <td>Frequency (X)</td> <td>453,087</td> <td>0.42</td> <td>51</td> </tr> </tbody> </table>								Total Trading 2015	%	Rank	Volume (Shares)	16,109,227,666	0.56	57	Value (Rupiah)	10,612,490,788,970	0.38	57	Frequency (X)	453,087	0.42	51	<table border="1"> <thead> <tr> <th></th> <th>Total Trading 2015</th> <th>%</th> <th>Rank</th> </tr> </thead> <tbody> <tr> <td>Volume (Shares)</td> <td>273,914,300</td> <td>0.01</td> <td>106</td> </tr> <tr> <td>Value (Rupiah)</td> <td>119,684,363,200</td> <td>0.004</td> <td>106</td> </tr> <tr> <td>Frequency (X)</td> <td>1,562</td> <td>0.001</td> <td>108</td> </tr> </tbody> </table>								Total Trading 2015	%	Rank	Volume (Shares)	273,914,300	0.01	106	Value (Rupiah)	119,684,363,200	0.004	106	Frequency (X)	1,562	0.001	108
	Total Trading 2015	%	Rank																																										
Volume (Shares)	16,109,227,666	0.56	57																																										
Value (Rupiah)	10,612,490,788,970	0.38	57																																										
Frequency (X)	453,087	0.42	51																																										
	Total Trading 2015	%	Rank																																										
Volume (Shares)	273,914,300	0.01	106																																										
Value (Rupiah)	119,684,363,200	0.004	106																																										
Frequency (X)	1,562	0.001	108																																										
28.	<b>DP</b>	<b>DBS Vickers Securities Indonesia</b> DBS Bank Tower Building, Ciputra World 1, 32nd Fl. Jln. Prof. Dr. Satrio Kav. 3 - 5, Jakarta - 12940 Phone : 3003-4900 Fax : 3003-4994	■	■	■	■	34.	<b>BS</b>	<b>Equity Securities Indonesia</b> Wisma Sudirman, 14th Fl. Jln. Jend. Sudirman Kav. 34, Jakarta - 10220 Phone : 570-0738 Fax : 570-3379, 570-3380	■	■	■	■	■																															
<table border="1"> <thead> <tr> <th></th> <th>Total Trading 2015</th> <th>%</th> <th>Rank</th> </tr> </thead> <tbody> <tr> <td>Volume (Shares)</td> <td>6,580,370,892</td> <td>0.23</td> <td>75</td> </tr> <tr> <td>Value (Rupiah)</td> <td>6,399,510,149,867</td> <td>0.23</td> <td>69</td> </tr> <tr> <td>Frequency (X)</td> <td>197,812</td> <td>0.18</td> <td>70</td> </tr> </tbody> </table>								Total Trading 2015	%	Rank	Volume (Shares)	6,580,370,892	0.23	75	Value (Rupiah)	6,399,510,149,867	0.23	69	Frequency (X)	197,812	0.18	70	<table border="1"> <thead> <tr> <th></th> <th>Total Trading 2015</th> <th>%</th> <th>Rank</th> </tr> </thead> <tbody> <tr> <td>Volume (Shares)</td> <td>19,142,174,440</td> <td>0.66</td> <td>51</td> </tr> <tr> <td>Value (Rupiah)</td> <td>6,032,881,924,494</td> <td>0.21</td> <td>72</td> </tr> <tr> <td>Frequency (X)</td> <td>131,860</td> <td>0.12</td> <td>79</td> </tr> </tbody> </table>								Total Trading 2015	%	Rank	Volume (Shares)	19,142,174,440	0.66	51	Value (Rupiah)	6,032,881,924,494	0.21	72	Frequency (X)	131,860	0.12	79
	Total Trading 2015	%	Rank																																										
Volume (Shares)	6,580,370,892	0.23	75																																										
Value (Rupiah)	6,399,510,149,867	0.23	69																																										
Frequency (X)	197,812	0.18	70																																										
	Total Trading 2015	%	Rank																																										
Volume (Shares)	19,142,174,440	0.66	51																																										
Value (Rupiah)	6,032,881,924,494	0.21	72																																										
Frequency (X)	131,860	0.12	79																																										
29.	<b>DB</b>	<b>Deutsche Securities Indonesia</b> Deutsche Bank Building, 6th Fl. Jln. Imam Bonjol No. 80, Jakarta - 10310 Phone : 2964-4477, 4169, 4555, 4547 Fax : 2964-4058, 4191, 4076	■	■	■	■	35.	<b>AO</b>	<b>Erdikha Elit Sekuritas</b> SUCACO Building, 3rd Fl. Jln. Kebun Sirih No. 71, Jakarta Pusat Phone : 3983-6420 Fax : 315-2841, 3983-6422	■	■	■	■	■																															
<table border="1"> <thead> <tr> <th></th> <th>Total Trading 2015</th> <th>%</th> <th>Rank</th> </tr> </thead> <tbody> <tr> <td>Volume (Shares)</td> <td>45,991,430,679</td> <td>1.59</td> <td>20</td> </tr> <tr> <td>Value (Rupiah)</td> <td>120,279,081,820,600</td> <td>4.28</td> <td>5</td> </tr> <tr> <td>Frequency (X)</td> <td>6,048,722</td> <td>5.59</td> <td>2</td> </tr> </tbody> </table>								Total Trading 2015	%	Rank	Volume (Shares)	45,991,430,679	1.59	20	Value (Rupiah)	120,279,081,820,600	4.28	5	Frequency (X)	6,048,722	5.59	2	<table border="1"> <thead> <tr> <th></th> <th>Total Trading 2015</th> <th>%</th> <th>Rank</th> </tr> </thead> <tbody> <tr> <td>Volume (Shares)</td> <td>20,505,454,040</td> <td>0.71</td> <td>50</td> </tr> <tr> <td>Value (Rupiah)</td> <td>11,328,744,435,190</td> <td>0.40</td> <td>53</td> </tr> <tr> <td>Frequency (X)</td> <td>829,729</td> <td>0.77</td> <td>34</td> </tr> </tbody> </table>								Total Trading 2015	%	Rank	Volume (Shares)	20,505,454,040	0.71	50	Value (Rupiah)	11,328,744,435,190	0.40	53	Frequency (X)	829,729	0.77	34
	Total Trading 2015	%	Rank																																										
Volume (Shares)	45,991,430,679	1.59	20																																										
Value (Rupiah)	120,279,081,820,600	4.28	5																																										
Frequency (X)	6,048,722	5.59	2																																										
	Total Trading 2015	%	Rank																																										
Volume (Shares)	20,505,454,040	0.71	50																																										
Value (Rupiah)	11,328,744,435,190	0.40	53																																										
Frequency (X)	829,729	0.77	34																																										
30.	<b>TX</b>	<b>Dhanawibawa Arthacemerlang</b> Indonesia Stock Exchange Building, Tower I, 17th Fl., Suite 1705 Jln. Jend. Sudirman Kav. 52-53, Jakarta - 12190 Phone : 515-1678, 515-1679 Fax : 515-1226	■	■	■	■	36.	<b>EL</b>	<b>Evergreen Capital</b> Panin Bank Centre, 1st Fl. Jln. Jend. Sudirman No. 1, Senayan, Jakarta - 10270 Phone : 573-9510 Fax : 573-9508	■	■	■	■	■																															
<table border="1"> <thead> <tr> <th></th> <th>Total Trading 2015</th> <th>%</th> <th>Rank</th> </tr> </thead> <tbody> <tr> <td>Volume (Shares)</td> <td>8,872,464,436</td> <td>0.31</td> <td>71</td> </tr> <tr> <td>Value (Rupiah)</td> <td>5,250,390,569,980</td> <td>0.19</td> <td>77</td> </tr> <tr> <td>Frequency (X)</td> <td>169,302</td> <td>0.16</td> <td>74</td> </tr> </tbody> </table>								Total Trading 2015	%	Rank	Volume (Shares)	8,872,464,436	0.31	71	Value (Rupiah)	5,250,390,569,980	0.19	77	Frequency (X)	169,302	0.16	74	<table border="1"> <thead> <tr> <th></th> <th>Total Trading 2015</th> <th>%</th> <th>Rank</th> </tr> </thead> <tbody> <tr> <td>Volume (Shares)</td> <td>13,282,626,800</td> <td>0.46</td> <td>63</td> </tr> <tr> <td>Value (Rupiah)</td> <td>8,945,197,642,840</td> <td>0.32</td> <td>62</td> </tr> <tr> <td>Frequency (X)</td> <td>352,006</td> <td>0.33</td> <td>58</td> </tr> </tbody> </table>								Total Trading 2015	%	Rank	Volume (Shares)	13,282,626,800	0.46	63	Value (Rupiah)	8,945,197,642,840	0.32	62	Frequency (X)	352,006	0.33	58
	Total Trading 2015	%	Rank																																										
Volume (Shares)	8,872,464,436	0.31	71																																										
Value (Rupiah)	5,250,390,569,980	0.19	77																																										
Frequency (X)	169,302	0.16	74																																										
	Total Trading 2015	%	Rank																																										
Volume (Shares)	13,282,626,800	0.46	63																																										
Value (Rupiah)	8,945,197,642,840	0.32	62																																										
Frequency (X)	352,006	0.33	58																																										

Note \*) OT: Online Trading, JV: Joint Venture, IM: Investment Manager, UW: Underwriter, SB: Securities Broker \*\*\*) suspend \*\*\*) revoked

## Indonesia Stock Exchange Members

No.	Code	IDX Members, Address	Note *					No.	Code	IDX Members, Address	Note *																																		
			OT	JV	IM	UW	SB				OT	JV	IM	UW	SB																														
37.	<b>PC</b>	<b>First Asia Capital</b> Panin Bank Centre, 4th Fl. Jln. Jend. Sudirman No. 1, Senayan, Jakarta - 10340 Phone : 7279-9888 (Hunting) Fax : 571-0895	■	■	■	■	■	43.	<b>PD</b>	<b>Indo Premier Securities</b> Wisma GKBI, 7th Fl., Suite 718 Jln. Jend. Sudirman No. 28, Jakarta - 10210 Phone : 5793-1168 (Hunting) Fax : 5793-1167	■	■	■	■	■																														
<table border="1"> <thead> <tr> <th></th> <th>Total Trading 2015</th> <th>%</th> <th>Rank</th> </tr> </thead> <tbody> <tr> <td>Volume (Shares)</td> <td>31,885,771,889</td> <td>1.10</td> <td>32</td> </tr> <tr> <td>Value (Rupiah)</td> <td>13,007,830,149,758</td> <td>0.46</td> <td>46</td> </tr> <tr> <td>Frequency (X)</td> <td>1,063,706</td> <td>0.98</td> <td>30</td> </tr> </tbody> </table>								Total Trading 2015	%	Rank	Volume (Shares)	31,885,771,889	1.10	32	Value (Rupiah)	13,007,830,149,758	0.46	46	Frequency (X)	1,063,706	0.98	30	<table border="1"> <thead> <tr> <th></th> <th>Total Trading 2015</th> <th>%</th> <th>Rank</th> </tr> </thead> <tbody> <tr> <td>Volume (Shares)</td> <td>62,383,601,229</td> <td>2.16</td> <td>13</td> </tr> <tr> <td>Value (Rupiah)</td> <td>51,104,744,014,665</td> <td>1.82</td> <td>19</td> </tr> <tr> <td>Frequency (X)</td> <td>5,034,492</td> <td>4.66</td> <td>4</td> </tr> </tbody> </table>								Total Trading 2015	%	Rank	Volume (Shares)	62,383,601,229	2.16	13	Value (Rupiah)	51,104,744,014,665	1.82	19	Frequency (X)	5,034,492	4.66	4
	Total Trading 2015	%	Rank																																										
Volume (Shares)	31,885,771,889	1.10	32																																										
Value (Rupiah)	13,007,830,149,758	0.46	46																																										
Frequency (X)	1,063,706	0.98	30																																										
	Total Trading 2015	%	Rank																																										
Volume (Shares)	62,383,601,229	2.16	13																																										
Value (Rupiah)	51,104,744,014,665	1.82	19																																										
Frequency (X)	5,034,492	4.66	4																																										
38.	<b>FO</b>	<b>Forte Mentari Securities</b> Komp. Graha Kencana Blok CK Jln. Raya Perjuangan No. 88 Kebon Jeruk, Jakarta Barat 11530 Phone : 532-5894, 536-53690 Fax : 532-5895	■	■	■	■	44.	<b>BD</b>	<b>Indomitra Securities</b> Wira Usaha Building, 4th Fl. Jln. H.R. Rasuna Said Kav. C-5, Jakarta - 12940 Phone : 522-9073 Fax : 522-9081	■	■	■	■	■																															
<table border="1"> <thead> <tr> <th></th> <th>Total Trading 2015</th> <th>%</th> <th>Rank</th> </tr> </thead> <tbody> <tr> <td>Volume (Shares)</td> <td>386,301,000</td> <td>0.01</td> <td>102</td> </tr> <tr> <td>Value (Rupiah)</td> <td>336,920,481,600</td> <td>0.01</td> <td>98</td> </tr> <tr> <td>Frequency (X)</td> <td>56,546</td> <td>0.05</td> <td>89</td> </tr> </tbody> </table>								Total Trading 2015	%	Rank	Volume (Shares)	386,301,000	0.01	102	Value (Rupiah)	336,920,481,600	0.01	98	Frequency (X)	56,546	0.05	89	<table border="1"> <thead> <tr> <th></th> <th>Total Trading 2015</th> <th>%</th> <th>Rank</th> </tr> </thead> <tbody> <tr> <td>Volume (Shares)</td> <td>6,977,206,588</td> <td>0.24</td> <td>73</td> </tr> <tr> <td>Value (Rupiah)</td> <td>6,743,300,512,580</td> <td>0.24</td> <td>68</td> </tr> <tr> <td>Frequency (X)</td> <td>344,069</td> <td>0.32</td> <td>59</td> </tr> </tbody> </table>								Total Trading 2015	%	Rank	Volume (Shares)	6,977,206,588	0.24	73	Value (Rupiah)	6,743,300,512,580	0.24	68	Frequency (X)	344,069	0.32	59
	Total Trading 2015	%	Rank																																										
Volume (Shares)	386,301,000	0.01	102																																										
Value (Rupiah)	336,920,481,600	0.01	98																																										
Frequency (X)	56,546	0.05	89																																										
	Total Trading 2015	%	Rank																																										
Volume (Shares)	6,977,206,588	0.24	73																																										
Value (Rupiah)	6,743,300,512,580	0.24	68																																										
Frequency (X)	344,069	0.32	59																																										
39.	<b>AF</b>	<b>Harita Kencana Securities</b> Bank Panin Building, 2nd Fl. Jln. Jend. Sudirman - Senayan, Jakarta Pusat - 10270 Phone : 573-5610 Fax : 573-5611	■	■	■	■	45.	<b>IU</b>	<b>Inovasi Utama Sekurindo</b> Jln. Persatuan Guru 41 A Petojo Selatan, Jakarta - 10160 Phone : 385-3363 Fax : 385-3362	■	■	■	■	■																															
<table border="1"> <thead> <tr> <th></th> <th>Total Trading 2015</th> <th>%</th> <th>Rank</th> </tr> </thead> <tbody> <tr> <td>Volume (Shares)</td> <td>2,603,724,791</td> <td>0.09</td> <td>87</td> </tr> <tr> <td>Value (Rupiah)</td> <td>1,424,242,911,800</td> <td>0.05</td> <td>89</td> </tr> <tr> <td>Frequency (X)</td> <td>60,706</td> <td>0.06</td> <td>88</td> </tr> </tbody> </table>								Total Trading 2015	%	Rank	Volume (Shares)	2,603,724,791	0.09	87	Value (Rupiah)	1,424,242,911,800	0.05	89	Frequency (X)	60,706	0.06	88	<table border="1"> <thead> <tr> <th></th> <th>Total Trading 2015</th> <th>%</th> <th>Rank</th> </tr> </thead> <tbody> <tr> <td>Volume (Shares)</td> <td>2,500,119,900</td> <td>0.09</td> <td>88</td> </tr> <tr> <td>Value (Rupiah)</td> <td>961,655,952,300</td> <td>0.03</td> <td>93</td> </tr> <tr> <td>Frequency (X)</td> <td>41,574</td> <td>0.04</td> <td>92</td> </tr> </tbody> </table>								Total Trading 2015	%	Rank	Volume (Shares)	2,500,119,900	0.09	88	Value (Rupiah)	961,655,952,300	0.03	93	Frequency (X)	41,574	0.04	92
	Total Trading 2015	%	Rank																																										
Volume (Shares)	2,603,724,791	0.09	87																																										
Value (Rupiah)	1,424,242,911,800	0.05	89																																										
Frequency (X)	60,706	0.06	88																																										
	Total Trading 2015	%	Rank																																										
Volume (Shares)	2,500,119,900	0.09	88																																										
Value (Rupiah)	961,655,952,300	0.03	93																																										
Frequency (X)	41,574	0.04	92																																										
40.	<b>HD</b>	<b>Hasta Dana Sekuritas Indonesia</b> Sona Topas Tower, 11th Fl. Jln. Jend. Sudirman Kav. 26, Jakarta 12920 Phone : 250-6337 (Hunting) Fax : 250-6351, 250-6352	■	■	■	■	46.	<b>BJ</b>	<b>Inti Kapital Sekuritas **)</b> Rukan Crown Palace A15-C Jln. Soepomo 231, Tebet, Jakarta - 12810 Phone : - Fax : -	■	■	■	■	■																															
<table border="1"> <thead> <tr> <th></th> <th>Total Trading 2015</th> <th>%</th> <th>Rank</th> </tr> </thead> <tbody> <tr> <td>Volume (Shares)</td> <td>18,075,379,657</td> <td>0.62</td> <td>53</td> </tr> <tr> <td>Value (Rupiah)</td> <td>9,827,019,431,465</td> <td>0.35</td> <td>58</td> </tr> <tr> <td>Frequency (X)</td> <td>612,622</td> <td>0.57</td> <td>42</td> </tr> </tbody> </table>								Total Trading 2015	%	Rank	Volume (Shares)	18,075,379,657	0.62	53	Value (Rupiah)	9,827,019,431,465	0.35	58	Frequency (X)	612,622	0.57	42	<table border="1"> <thead> <tr> <th></th> <th>Total Trading 2015</th> <th>%</th> <th>Rank</th> </tr> </thead> <tbody> <tr> <td>Volume (Shares)</td> <td>-</td> <td>-</td> <td>111</td> </tr> <tr> <td>Value (Rupiah)</td> <td>-</td> <td>-</td> <td>111</td> </tr> <tr> <td>Frequency (X)</td> <td>-</td> <td>-</td> <td>111</td> </tr> </tbody> </table>								Total Trading 2015	%	Rank	Volume (Shares)	-	-	111	Value (Rupiah)	-	-	111	Frequency (X)	-	-	111
	Total Trading 2015	%	Rank																																										
Volume (Shares)	18,075,379,657	0.62	53																																										
Value (Rupiah)	9,827,019,431,465	0.35	58																																										
Frequency (X)	612,622	0.57	42																																										
	Total Trading 2015	%	Rank																																										
Volume (Shares)	-	-	111																																										
Value (Rupiah)	-	-	111																																										
Frequency (X)	-	-	111																																										
41.	<b>HP</b>	<b>Henan Putihrai</b> Penthouse @ 18, Tamara Centre Jln. Jend. Sudirman Kav. 24, Jakarta 12920 Phone : 520-6464 Fax : 520-6797	■	■	■	■	47.	<b>BF</b>	<b>Intifikasa Securindo</b> Menara Batavia, 23rd Fl. Jln. K.H. Mas Mansyur Kav. 125-126, Jakarta - 10220 Phone : 5793-0080 Fax : 5793-0090	■	■	■	■	■																															
<table border="1"> <thead> <tr> <th></th> <th>Total Trading 2015</th> <th>%</th> <th>Rank</th> </tr> </thead> <tbody> <tr> <td>Volume (Shares)</td> <td>27,667,086,052</td> <td>0.96</td> <td>40</td> </tr> <tr> <td>Value (Rupiah)</td> <td>13,384,888,119,727</td> <td>0.48</td> <td>44</td> </tr> <tr> <td>Frequency (X)</td> <td>497,460</td> <td>0.46</td> <td>48</td> </tr> </tbody> </table>								Total Trading 2015	%	Rank	Volume (Shares)	27,667,086,052	0.96	40	Value (Rupiah)	13,384,888,119,727	0.48	44	Frequency (X)	497,460	0.46	48	<table border="1"> <thead> <tr> <th></th> <th>Total Trading 2015</th> <th>%</th> <th>Rank</th> </tr> </thead> <tbody> <tr> <td>Volume (Shares)</td> <td>426,530,794</td> <td>0.01</td> <td>100</td> </tr> <tr> <td>Value (Rupiah)</td> <td>172,559,518,248</td> <td>0.01</td> <td>105</td> </tr> <tr> <td>Frequency (X)</td> <td>12,422</td> <td>0.01</td> <td>102</td> </tr> </tbody> </table>								Total Trading 2015	%	Rank	Volume (Shares)	426,530,794	0.01	100	Value (Rupiah)	172,559,518,248	0.01	105	Frequency (X)	12,422	0.01	102
	Total Trading 2015	%	Rank																																										
Volume (Shares)	27,667,086,052	0.96	40																																										
Value (Rupiah)	13,384,888,119,727	0.48	44																																										
Frequency (X)	497,460	0.46	48																																										
	Total Trading 2015	%	Rank																																										
Volume (Shares)	426,530,794	0.01	100																																										
Value (Rupiah)	172,559,518,248	0.01	105																																										
Frequency (X)	12,422	0.01	102																																										
42.	<b>GW</b>	<b>HSBC Securities Indonesia</b> World Trade Center Building, 4th Fl. Jln. Jend. Sudirman Kav. 29-31, Jakarta - 12920 Phone : 524-6452 Fax : 521-1043	■	■	■	■	48.	<b>IT</b>	<b>Intiteladan Arthaswadaya</b> Berca Indonesia Building, 4th Fl., Suite 402 Jln. Palmerah Utara No. 14, Jakarta - 11480 Phone : 532-4985, 532-4987 Fax : 534-7587	■	■	■	■	■																															
<table border="1"> <thead> <tr> <th></th> <th>Total Trading 2015</th> <th>%</th> <th>Rank</th> </tr> </thead> <tbody> <tr> <td>Volume (Shares)</td> <td>129,974</td> <td>0.000004</td> <td>110</td> </tr> <tr> <td>Value (Rupiah)</td> <td>227,104,626</td> <td>0.00001</td> <td>110</td> </tr> <tr> <td>Frequency (X)</td> <td>278</td> <td>0.0003</td> <td>109</td> </tr> </tbody> </table>								Total Trading 2015	%	Rank	Volume (Shares)	129,974	0.000004	110	Value (Rupiah)	227,104,626	0.00001	110	Frequency (X)	278	0.0003	109	<table border="1"> <thead> <tr> <th></th> <th>Total Trading 2015</th> <th>%</th> <th>Rank</th> </tr> </thead> <tbody> <tr> <td>Volume (Shares)</td> <td>300,259,200</td> <td>0.01</td> <td>104</td> </tr> <tr> <td>Value (Rupiah)</td> <td>234,577,343,500</td> <td>0.01</td> <td>102</td> </tr> <tr> <td>Frequency (X)</td> <td>24,521</td> <td>0.02</td> <td>98</td> </tr> </tbody> </table>								Total Trading 2015	%	Rank	Volume (Shares)	300,259,200	0.01	104	Value (Rupiah)	234,577,343,500	0.01	102	Frequency (X)	24,521	0.02	98
	Total Trading 2015	%	Rank																																										
Volume (Shares)	129,974	0.000004	110																																										
Value (Rupiah)	227,104,626	0.00001	110																																										
Frequency (X)	278	0.0003	109																																										
	Total Trading 2015	%	Rank																																										
Volume (Shares)	300,259,200	0.01	104																																										
Value (Rupiah)	234,577,343,500	0.01	102																																										
Frequency (X)	24,521	0.02	98																																										

Note \*) OT: Online Trading, JV: Joint Venture, IM: Investment Manager, UW: Underwriter, SB: Securities Broker \*\*\*) suspend \*\*\*) revoked

## Indonesia Stock Exchange Members

No.	Code	IDX Members, Address	Note *					No.	Code	IDX Members, Address	Note *						
			OT	JV	IM	UW	SB				OT	JV	IM	UW	SB		
49.	<b>IN</b>	<b>Investindo Nusantara Sekuritas</b> Plaza ASIA, 17th Fl. Jln. Jend. Sudirman Kav. 59, Jakarta - 12190 Phone : 515-0817 Fax : 5140-1616	■	■	■	■	■	55.	<b>YJ</b>	<b>Lautandhana Securindo</b> Wisma KEIA Prince, 15th Fl. Jln. Jend. Sudirman Kav. 3, Jakarta - 10220 Phone : 5785-1818, 5785-1888 Fax : 5785-1717	■	■	■	■	■		
							<b>Total Trading 2015</b>	<b>%</b>	<b>Rank</b>								
							Volume (Shares) :	17,394,058,993	0.60	54							
							Value (Rupiah) :	10,950,691,432,796	0.39	56							
							Frequency (X) :	410,305	0.38	55							
50.	<b>WW</b>	<b>Jakarta Securities (**)</b> Ruko The Green Manhattan Forum B1 No. 8 BSD City Tangerang Phone : - Fax : -	■	■	■	■	■	56.	<b>RX</b>	<b>Macquarie Capital Securities Indonesia</b> Indonesia Stock Exchange Building Tower I, 8th Fl. Jln. Jend. Sudirman Kav. 52-53, Jakarta - 12190 Phone : 515-1818, 515-7360, 515-7370 Fax : 515-1212	■	■	■	■	■		
							<b>Total Trading 2015</b>	<b>%</b>	<b>Rank</b>								
							Volume (Shares) :	-	-	111							
							Value (Rupiah) :	-	-	111							
							Frequency (X) :	-	-	111							
51.	<b>YB</b>	<b>Jasa Utama Capital</b> Kospin Jasa Building 7th - 8th Fl., Jln. Jend. Gatot Subroto Kav.1 Kel. Menteng Dalam, Kec. Tebet, Jakarta Selatan 12870 Phone : 8378-9000 Fax : 8378-8908	■	■	■	■	■	57.	<b>KW</b>	<b>Madani Securities (**)</b> Menara Prima 25th Fl., Jln. DR. Ide Anak Agung Gde Agung Blok 6.2 Kawasan Mega Kuningan Jakarta - 12950 Phone : 5794-8170 Fax : 5794-8171	■	■	■	■	■		
							<b>Total Trading 2015</b>	<b>%</b>	<b>Rank</b>								
							Volume (Shares) :	40,344,793,309	1.39	24							
							Value (Rupiah) :	21,558,040,183,612	0.77	35							
							Frequency (X) :	1,010,987	0.93	32							
52.	<b>BK</b>	<b>J.P. Morgan Securities Indonesia</b> The Energy Building 6th Fl. SCBD Lot 11 A Jln. Jend. Sudirman Kav. 52-53, Jakarta - 12920 Phone : 5291-8181 Fax : 5291-8833	■	■	■	■	■	58.	<b>PI</b>	<b>Magenta Kapital Indonesia</b> Menara Batavia, 23rd Fl. Jln. K.H. Mas Masyur Kav. 126, Jakarta - 10220 Phone : 5793-0078 Fax : 5793-0079	■	■	■	■	■		
							<b>Total Trading 2015</b>	<b>%</b>	<b>Rank</b>								
							Volume (Shares) :	16,473,403,112	0.57	56							
							Value (Rupiah) :	77,248,627,151,152	2.75	13							
							Frequency (X) :	1,817,293	1.68	22							
53.	<b>AG</b>	<b>Kiwoom Securities Indonesia</b> Graha Irama Building, 6th D Fl. Jln. H.R. Rasuna Said Blok X-1 Kav. 1 - 2, Jakarta - 12950 Phone : 526-1326 Fax : 526-1320	■	■	■	■	■	59.	<b>TA</b>	<b>Magnus Capital (**)</b> AXA Tower Building 39th Fl. Suite 3902, Kuningan City Jln. Prof. Dr. Satrio Kav. 18 Kuningan Setiabudi, Jaksel - 12940 Phone : 501-00780, 501-00798 Fax : 501-00795	■	■	■	■	■		
							<b>Total Trading 2015</b>	<b>%</b>	<b>Rank</b>								
							Volume (Shares) :	22,426,789,081	0.78	47							
							Value (Rupiah) :	12,684,239,092,120	0.45	48							
							Frequency (X) :	740,752	0.69	35							
54.	<b>KS</b>	<b>Kresna Securities</b> Kresna Tower, 6th Fl., 18 PARC SCBD Jln. Jend. Sudirman Kav. 52-53, Jakarta - 12190 Phone : 2555-7000 (General) Fax : 515-5280	■	■	■	■	■	60.	<b>XL</b>	<b>Mahakarya Arthasecurities</b> Menara Batavia, 9th Fl. Jln. Kyai Haji Mas Mansyur Kav. 126 Jakarta - 10220 Phone : 572-4770 Fax : 572-7184	■	■	■	■	■		
							<b>Total Trading 2015</b>	<b>%</b>	<b>Rank</b>								
							Volume (Shares) :	39,783,168,046	1.38	25							
							Value (Rupiah) :	30,279,727,698,202	1.08	27							
							Frequency (X) :	992,782	0.92	33							
							<b>Total Trading 2015</b>	<b>%</b>	<b>Rank</b>								
							Volume (Shares) :	25,372,837,771	0.88	43							
							Value (Rupiah) :	11,306,009,137,436	0.40	54							
							Frequency (X) :	516,355	0.48	47							

Note \*) OT: Online Trading, JV: Joint Venture, IM: Investment Manager, UW: Underwriter, SB: Securities Broker \*\*\*) suspend \*\*\*) revoked

## Indonesia Stock Exchange Members

No.	Code	IDX Members, Address	Note *					No.	Code	IDX Members, Address	Note *																																		
			OT	JV	IM	UW	SB				OT	JV	IM	UW	SB																														
61.	<b>GI</b>	<b>Mahastra Capital</b> Wisma Budi, 7th Fl., Room 701 Jln. H.R. Rasuna Said Kav. C-6, Jakarta - 12190 Phone : 522-5690, 526-8185 Fax : 526-5758, 526-2970	■	■	■	■	■	67.	<b>CD</b>	<b>Mega Capital Indonesia</b> Menara Bank Mega, 2nd Fl. Jln. Kapten P. Tendean Kav. 12-14A, Jakarta - 12790 Phone : 7917-5599 Fax : 7919-3900	■	■	■	■	■																														
<table border="1"> <thead> <tr> <th></th> <th>Total Trading 2015</th> <th>%</th> <th>Rank</th> </tr> </thead> <tbody> <tr> <td>Volume (Shares)</td> <td>880,428,900</td> <td>0.03</td> <td>97</td> </tr> <tr> <td>Value (Rupiah)</td> <td>277,323,654,800</td> <td>0.01</td> <td>101</td> </tr> <tr> <td>Frequency (X)</td> <td>30,107</td> <td>0.03</td> <td>96</td> </tr> </tbody> </table>								Total Trading 2015	%	Rank	Volume (Shares)	880,428,900	0.03	97	Value (Rupiah)	277,323,654,800	0.01	101	Frequency (X)	30,107	0.03	96	<table border="1"> <thead> <tr> <th></th> <th>Total Trading 2015</th> <th>%</th> <th>Rank</th> </tr> </thead> <tbody> <tr> <td>Volume (Shares)</td> <td>16,807,467,909</td> <td>0.58</td> <td>55</td> </tr> <tr> <td>Value (Rupiah)</td> <td>13,928,546,883,313</td> <td>0.50</td> <td>41</td> </tr> <tr> <td>Frequency (X)</td> <td>535,177</td> <td>0.49</td> <td>46</td> </tr> </tbody> </table>								Total Trading 2015	%	Rank	Volume (Shares)	16,807,467,909	0.58	55	Value (Rupiah)	13,928,546,883,313	0.50	41	Frequency (X)	535,177	0.49	46
	Total Trading 2015	%	Rank																																										
Volume (Shares)	880,428,900	0.03	97																																										
Value (Rupiah)	277,323,654,800	0.01	101																																										
Frequency (X)	30,107	0.03	96																																										
	Total Trading 2015	%	Rank																																										
Volume (Shares)	16,807,467,909	0.58	55																																										
Value (Rupiah)	13,928,546,883,313	0.50	41																																										
Frequency (X)	535,177	0.49	46																																										
62.	<b>DD</b>	<b>Makindo Securities</b> Wisma GKBI, 38th Fl. Jln. Jend. Sudirman Kav. 28, Jakarta - 10210 Phone : 572-2111 Fax : 572-2751, 572-2766	■	■	■	■	68.	<b>ML</b>	<b>Merrill Lynch Indonesia</b> Indonesia Stock Exchange Building Tower I, 18th Fl. Jln. Jend. Sudirman Kav. 52-53, Jakarta - 12190 Phone : 515-0888 Fax : 515-0939	■	■	■	■	■																															
<table border="1"> <thead> <tr> <th></th> <th>Total Trading 2015</th> <th>%</th> <th>Rank</th> </tr> </thead> <tbody> <tr> <td>Volume (Shares)</td> <td>208,306,773</td> <td>0.01</td> <td>107</td> </tr> <tr> <td>Value (Rupiah)</td> <td>208,338,113,100</td> <td>0.01</td> <td>103</td> </tr> <tr> <td>Frequency (X)</td> <td>10,699</td> <td>0.01</td> <td>104</td> </tr> </tbody> </table>								Total Trading 2015	%	Rank	Volume (Shares)	208,306,773	0.01	107	Value (Rupiah)	208,338,113,100	0.01	103	Frequency (X)	10,699	0.01	104	<table border="1"> <thead> <tr> <th></th> <th>Total Trading 2015</th> <th>%</th> <th>Rank</th> </tr> </thead> <tbody> <tr> <td>Volume (Shares)</td> <td>24,994,617,944</td> <td>0.86</td> <td>44</td> </tr> <tr> <td>Value (Rupiah)</td> <td>92,072,441,250,422</td> <td>3.27</td> <td>11</td> </tr> <tr> <td>Frequency (X)</td> <td>4,354,045</td> <td>4.03</td> <td>6</td> </tr> </tbody> </table>								Total Trading 2015	%	Rank	Volume (Shares)	24,994,617,944	0.86	44	Value (Rupiah)	92,072,441,250,422	3.27	11	Frequency (X)	4,354,045	4.03	6
	Total Trading 2015	%	Rank																																										
Volume (Shares)	208,306,773	0.01	107																																										
Value (Rupiah)	208,338,113,100	0.01	103																																										
Frequency (X)	10,699	0.01	104																																										
	Total Trading 2015	%	Rank																																										
Volume (Shares)	24,994,617,944	0.86	44																																										
Value (Rupiah)	92,072,441,250,422	3.27	11																																										
Frequency (X)	4,354,045	4.03	6																																										
63.	<b>AH</b>	<b>Makinta Securities</b> Plaza ABDA, 23rd Fl. Jln. Jend. Sudirman Kav. 59, Jakarta - 12190 Phone : 5140-1133, 5140-2533 Fax : 5140-1599, 5140-2535	■	■	■	■	69.	<b>SM</b>	<b>Millenium Danatama Sekuritas</b> DBS Bank Tower 24th Fl. Suite 2402, Ciputra World I Jln. Prof. Dr. Satrio Kav. 3-5, Jakarta - 12940 Phone : 2988-5800 Fax : 2988-5801	■	■	■	■	■																															
<table border="1"> <thead> <tr> <th></th> <th>Total Trading 2015</th> <th>%</th> <th>Rank</th> </tr> </thead> <tbody> <tr> <td>Volume (Shares)</td> <td>402,303,851</td> <td>0.01</td> <td>101</td> </tr> <tr> <td>Value (Rupiah)</td> <td>186,628,855,950</td> <td>0.01</td> <td>104</td> </tr> <tr> <td>Frequency (X)</td> <td>4,907</td> <td>0.00</td> <td>106</td> </tr> </tbody> </table>								Total Trading 2015	%	Rank	Volume (Shares)	402,303,851	0.01	101	Value (Rupiah)	186,628,855,950	0.01	104	Frequency (X)	4,907	0.00	106	<table border="1"> <thead> <tr> <th></th> <th>Total Trading 2015</th> <th>%</th> <th>Rank</th> </tr> </thead> <tbody> <tr> <td>Volume (Shares)</td> <td>85,122,382,729</td> <td>2.94</td> <td>7</td> </tr> <tr> <td>Value (Rupiah)</td> <td>35,143,803,312,044</td> <td>1.25</td> <td>25</td> </tr> <tr> <td>Frequency (X)</td> <td>193,316</td> <td>0.18</td> <td>71</td> </tr> </tbody> </table>								Total Trading 2015	%	Rank	Volume (Shares)	85,122,382,729	2.94	7	Value (Rupiah)	35,143,803,312,044	1.25	25	Frequency (X)	193,316	0.18	71
	Total Trading 2015	%	Rank																																										
Volume (Shares)	402,303,851	0.01	101																																										
Value (Rupiah)	186,628,855,950	0.01	104																																										
Frequency (X)	4,907	0.00	106																																										
	Total Trading 2015	%	Rank																																										
Volume (Shares)	85,122,382,729	2.94	7																																										
Value (Rupiah)	35,143,803,312,044	1.25	25																																										
Frequency (X)	193,316	0.18	71																																										
64.	<b>CC</b>	<b>Mandiri Sekuritas</b> Plaza Mandiri, 28th Fl. Jln. Gatot Subroto Kav. 36-38, Jakarta - 12190 Phone : 526-3445 (General) Fax : 526-3448 (General), 572-7184 (Compliance)	■	■	■	■	70.	<b>MU</b>	<b>Minna Padi Investama</b> Equity Tower 11th Fl. SCBD Lot 9 Jln. Jend. Sudirman Kav. 52-53, Jakarta - 12190 Phone : 525-5555, 525-6666 Fax : 527-1527	■	■	■	■	■																															
<table border="1"> <thead> <tr> <th></th> <th>Total Trading 2015</th> <th>%</th> <th>Rank</th> </tr> </thead> <tbody> <tr> <td>Volume (Shares)</td> <td>100,677,403,576</td> <td>3.48</td> <td>4</td> </tr> <tr> <td>Value (Rupiah)</td> <td>116,520,981,019,166</td> <td>4.14</td> <td>6</td> </tr> <tr> <td>Frequency (X)</td> <td>4,854,204</td> <td>4.49</td> <td>5</td> </tr> </tbody> </table>								Total Trading 2015	%	Rank	Volume (Shares)	100,677,403,576	3.48	4	Value (Rupiah)	116,520,981,019,166	4.14	6	Frequency (X)	4,854,204	4.49	5	<table border="1"> <thead> <tr> <th></th> <th>Total Trading 2015</th> <th>%</th> <th>Rank</th> </tr> </thead> <tbody> <tr> <td>Volume (Shares)</td> <td>27,112,082,742</td> <td>0.94</td> <td>42</td> </tr> <tr> <td>Value (Rupiah)</td> <td>7,162,756,300,092</td> <td>0.25</td> <td>66</td> </tr> <tr> <td>Frequency (X)</td> <td>161,079</td> <td>0.15</td> <td>76</td> </tr> </tbody> </table>								Total Trading 2015	%	Rank	Volume (Shares)	27,112,082,742	0.94	42	Value (Rupiah)	7,162,756,300,092	0.25	66	Frequency (X)	161,079	0.15	76
	Total Trading 2015	%	Rank																																										
Volume (Shares)	100,677,403,576	3.48	4																																										
Value (Rupiah)	116,520,981,019,166	4.14	6																																										
Frequency (X)	4,854,204	4.49	5																																										
	Total Trading 2015	%	Rank																																										
Volume (Shares)	27,112,082,742	0.94	42																																										
Value (Rupiah)	7,162,756,300,092	0.25	66																																										
Frequency (X)	161,079	0.15	76																																										
65.	<b>DM</b>	<b>Masindo Artha Securities</b> Jln. Sisingamangaraja No. 12 Kebayoran Baru, Jakarta - 12110 Phone : 7279-2999 Fax : 739-8250	■	■	■	■	71.	<b>EP</b>	<b>MNC Securities</b> MNC Financial Center Building, 14th - 16th Fl. Jln. Kebon Sirih No. 17-19, Jakarta Pusat - 10340 Phone : 2980-3111 Fax : 3983-6868, 6857	■	■	■	■	■																															
<table border="1"> <thead> <tr> <th></th> <th>Total Trading 2015</th> <th>%</th> <th>Rank</th> </tr> </thead> <tbody> <tr> <td>Volume (Shares)</td> <td>3,895,142,783</td> <td>0.13</td> <td>84</td> </tr> <tr> <td>Value (Rupiah)</td> <td>1,963,275,019,995</td> <td>0.07</td> <td>84</td> </tr> <tr> <td>Frequency (X)</td> <td>24,723</td> <td>0.02</td> <td>97</td> </tr> </tbody> </table>								Total Trading 2015	%	Rank	Volume (Shares)	3,895,142,783	0.13	84	Value (Rupiah)	1,963,275,019,995	0.07	84	Frequency (X)	24,723	0.02	97	<table border="1"> <thead> <tr> <th></th> <th>Total Trading 2015</th> <th>%</th> <th>Rank</th> </tr> </thead> <tbody> <tr> <td>Volume (Shares)</td> <td>58,632,445,492</td> <td>2.03</td> <td>14</td> </tr> <tr> <td>Value (Rupiah)</td> <td>42,909,279,839,883</td> <td>1.53</td> <td>22</td> </tr> <tr> <td>Frequency (X)</td> <td>2,214,826</td> <td>2.05</td> <td>18</td> </tr> </tbody> </table>								Total Trading 2015	%	Rank	Volume (Shares)	58,632,445,492	2.03	14	Value (Rupiah)	42,909,279,839,883	1.53	22	Frequency (X)	2,214,826	2.05	18
	Total Trading 2015	%	Rank																																										
Volume (Shares)	3,895,142,783	0.13	84																																										
Value (Rupiah)	1,963,275,019,995	0.07	84																																										
Frequency (X)	24,723	0.02	97																																										
	Total Trading 2015	%	Rank																																										
Volume (Shares)	58,632,445,492	2.03	14																																										
Value (Rupiah)	42,909,279,839,883	1.53	22																																										
Frequency (X)	2,214,826	2.05	18																																										
66.	<b>ZP</b>	<b>Maybank Kim Eng Securities</b> Sentral Senayan III Building, 15th, 20th & 22nd Fl. Jln. Asia Afrika No. 8, Jakarta Phone : 8066-8500 Fax : 8066-8501, 2903-9464	■	■	■	■	72.	<b>MS</b>	<b>Morgan Stanley Asia Indonesia</b> World Trade Center II, 20th Fl., Metropolitan Complex Jln. Jend. Sudirman Kav. 29-31, Jakarta - 12190 Phone : 3048-8100 Fax : 3048-8172	■	■	■	■	■																															
<table border="1"> <thead> <tr> <th></th> <th>Total Trading 2015</th> <th>%</th> <th>Rank</th> </tr> </thead> <tbody> <tr> <td>Volume (Shares)</td> <td>45,814,640,641</td> <td>1.58</td> <td>22</td> </tr> <tr> <td>Value (Rupiah)</td> <td>94,813,368,924,482</td> <td>3.37</td> <td>10</td> </tr> <tr> <td>Frequency (X)</td> <td>2,808,683</td> <td>2.60</td> <td>10</td> </tr> </tbody> </table>								Total Trading 2015	%	Rank	Volume (Shares)	45,814,640,641	1.58	22	Value (Rupiah)	94,813,368,924,482	3.37	10	Frequency (X)	2,808,683	2.60	10	<table border="1"> <thead> <tr> <th></th> <th>Total Trading 2015</th> <th>%</th> <th>Rank</th> </tr> </thead> <tbody> <tr> <td>Volume (Shares)</td> <td>36,877,162,712</td> <td>1.27</td> <td>28</td> </tr> <tr> <td>Value (Rupiah)</td> <td>149,896,918,148,668</td> <td>5.33</td> <td>1</td> </tr> <tr> <td>Frequency (X)</td> <td>2,450,009</td> <td>2.27</td> <td>14</td> </tr> </tbody> </table>								Total Trading 2015	%	Rank	Volume (Shares)	36,877,162,712	1.27	28	Value (Rupiah)	149,896,918,148,668	5.33	1	Frequency (X)	2,450,009	2.27	14
	Total Trading 2015	%	Rank																																										
Volume (Shares)	45,814,640,641	1.58	22																																										
Value (Rupiah)	94,813,368,924,482	3.37	10																																										
Frequency (X)	2,808,683	2.60	10																																										
	Total Trading 2015	%	Rank																																										
Volume (Shares)	36,877,162,712	1.27	28																																										
Value (Rupiah)	149,896,918,148,668	5.33	1																																										
Frequency (X)	2,450,009	2.27	14																																										

Note \*) OT: Online Trading, JV: Joint Venture, IM: Investment Manager, UW: Underwriter, SB: Securities Broker \*\*\*) suspend \*\*\*) revoked

## Indonesia Stock Exchange Members

No.	Code	IDX Members, Address	Note *					No.	Code	IDX Members, Address	Note *																																		
			OT	JV	IM	UW	SB				OT	JV	IM	UW	SB																														
73.	LH	NC Securities Menara Karya 6th Fl. Jln. H.R. Rasuna Said Blok X-5 Kav. 1-2, Jakarta 12950 Phone : 2554-6700 Fax : 5794-4700	■	■	■	■	■	79.	TP	OCBC Sekuritas Indonesia Indonesia Stock Exchange Tower 2, 29th Fl. Jln. Jend. Sudirman Kav. 52 - 53, Jakarta - 12190 Phone : 2970-9300 Fax : 2970-9393	■	■	■	■	■	■																													
<table border="1"> <thead> <tr> <th></th> <th>Total Trading 2015</th> <th>%</th> <th>Rank</th> </tr> </thead> <tbody> <tr> <td>Volume (Shares)</td> <td>3,476,921,599</td> <td>0.12</td> <td>85</td> </tr> <tr> <td>Value (Rupiah)</td> <td>1,737,480,127,530</td> <td>0.06</td> <td>87</td> </tr> <tr> <td>Frequency (X)</td> <td>138,262</td> <td>0.13</td> <td>78</td> </tr> </tbody> </table>								Total Trading 2015	%	Rank	Volume (Shares)	3,476,921,599	0.12	85	Value (Rupiah)	1,737,480,127,530	0.06	87	Frequency (X)	138,262	0.13	78	<table border="1"> <thead> <tr> <th></th> <th>Total Trading 2015</th> <th>%</th> <th>Rank</th> </tr> </thead> <tbody> <tr> <td>Volume (Shares)</td> <td>31,294,245,146</td> <td>1.08</td> <td>33</td> </tr> <tr> <td>Value (Rupiah)</td> <td>21,477,845,971,013</td> <td>0.76</td> <td>36</td> </tr> <tr> <td>Frequency (X)</td> <td>659,951</td> <td>0.61</td> <td>39</td> </tr> </tbody> </table>								Total Trading 2015	%	Rank	Volume (Shares)	31,294,245,146	1.08	33	Value (Rupiah)	21,477,845,971,013	0.76	36	Frequency (X)	659,951	0.61	39
	Total Trading 2015	%	Rank																																										
Volume (Shares)	3,476,921,599	0.12	85																																										
Value (Rupiah)	1,737,480,127,530	0.06	87																																										
Frequency (X)	138,262	0.13	78																																										
	Total Trading 2015	%	Rank																																										
Volume (Shares)	31,294,245,146	1.08	33																																										
Value (Rupiah)	21,477,845,971,013	0.76	36																																										
Frequency (X)	659,951	0.61	39																																										
74.	OK	Net Sekuritas Sudirman Plaza - Indofood Tower 17th Fl. Jln. Jend. Sudirman Kav. 76-78, Jakarta - 12910 Phone : 5793-9929 Fax : 5793-9919	■	■	■	■	80.	FM	Onix Sekuritas Deutsche Bank Building #1504-1505 Jln. Imam Bonjol No. 80, Jakarta 10310 Phone : 3190-1777, 3190-1555 Fax : 3190-1616	■	■	■	■	■	■																														
<table border="1"> <thead> <tr> <th></th> <th>Total Trading 2015</th> <th>%</th> <th>Rank</th> </tr> </thead> <tbody> <tr> <td>Volume (Shares)</td> <td>1,265,805,058</td> <td>0.04</td> <td>95</td> </tr> <tr> <td>Value (Rupiah)</td> <td>1,353,552,110,180</td> <td>0.05</td> <td>90</td> </tr> <tr> <td>Frequency (X)</td> <td>39,748</td> <td>0.04</td> <td>93</td> </tr> </tbody> </table>								Total Trading 2015	%	Rank	Volume (Shares)	1,265,805,058	0.04	95	Value (Rupiah)	1,353,552,110,180	0.05	90	Frequency (X)	39,748	0.04	93	<table border="1"> <thead> <tr> <th></th> <th>Total Trading 2015</th> <th>%</th> <th>Rank</th> </tr> </thead> <tbody> <tr> <td>Volume (Shares)</td> <td>5,974,828,556</td> <td>0.21</td> <td>77</td> </tr> <tr> <td>Value (Rupiah)</td> <td>6,282,378,093,694</td> <td>0.22</td> <td>70</td> </tr> <tr> <td>Frequency (X)</td> <td>338,698</td> <td>0.31</td> <td>60</td> </tr> </tbody> </table>								Total Trading 2015	%	Rank	Volume (Shares)	5,974,828,556	0.21	77	Value (Rupiah)	6,282,378,093,694	0.22	70	Frequency (X)	338,698	0.31	60
	Total Trading 2015	%	Rank																																										
Volume (Shares)	1,265,805,058	0.04	95																																										
Value (Rupiah)	1,353,552,110,180	0.05	90																																										
Frequency (X)	39,748	0.04	93																																										
	Total Trading 2015	%	Rank																																										
Volume (Shares)	5,974,828,556	0.21	77																																										
Value (Rupiah)	6,282,378,093,694	0.22	70																																										
Frequency (X)	338,698	0.31	60																																										
75.	XA	NH Korindo Securities Indonesia Wisma KORINDO, 7th Fl. Jln. M.T. Haryono Kav. 62, Jakarta - 12780 Phone : 797-6202 (Hunting) Fax : 797-6206	■	■	■	■	81.	CM	Optima Kharya Capital Securities **) Patra Jasa Officer 16th Fl., Room 1621 Jln. Gatot Subroto Kav. 32 -34, Jakarta Selatan Phone : 529-00626 Fax : 529-00866	■	■	■	■	■	■																														
<table border="1"> <thead> <tr> <th></th> <th>Total Trading 2015</th> <th>%</th> <th>Rank</th> </tr> </thead> <tbody> <tr> <td>Volume (Shares)</td> <td>68,420,322,899</td> <td>2.37</td> <td>10</td> </tr> <tr> <td>Value (Rupiah)</td> <td>29,510,708,900,739</td> <td>1.05</td> <td>28</td> </tr> <tr> <td>Frequency (X)</td> <td>592,065</td> <td>0.55</td> <td>43</td> </tr> </tbody> </table>								Total Trading 2015	%	Rank	Volume (Shares)	68,420,322,899	2.37	10	Value (Rupiah)	29,510,708,900,739	1.05	28	Frequency (X)	592,065	0.55	43	<table border="1"> <thead> <tr> <th></th> <th>Total Trading 2015</th> <th>%</th> <th>Rank</th> </tr> </thead> <tbody> <tr> <td>Volume (Shares)</td> <td>-</td> <td>-</td> <td>111</td> </tr> <tr> <td>Value (Rupiah)</td> <td>-</td> <td>-</td> <td>111</td> </tr> <tr> <td>Frequency (X)</td> <td>-</td> <td>-</td> <td>111</td> </tr> </tbody> </table>								Total Trading 2015	%	Rank	Volume (Shares)	-	-	111	Value (Rupiah)	-	-	111	Frequency (X)	-	-	111
	Total Trading 2015	%	Rank																																										
Volume (Shares)	68,420,322,899	2.37	10																																										
Value (Rupiah)	29,510,708,900,739	1.05	28																																										
Frequency (X)	592,065	0.55	43																																										
	Total Trading 2015	%	Rank																																										
Volume (Shares)	-	-	111																																										
Value (Rupiah)	-	-	111																																										
Frequency (X)	-	-	111																																										
76.	RB	Nikko Securities Indonesia Wisma Indoement, 3rd Fl. Jln. Jend. Sudirman Kav. 70-71, Jakarta - 12910 Phone : 251-0125 Fax : 251-0126	■	■	■	■	82.	AD	OSO Securities Cyber 2 Tower, 22th Fl. Unit A-D Jln. H.R. Rasuna Said Blok X-5 No. 13, Jakarta 12950 Phone : 2991-5300 Fax : 2902-1497	■	■	■	■	■	■																														
<table border="1"> <thead> <tr> <th></th> <th>Total Trading 2015</th> <th>%</th> <th>Rank</th> </tr> </thead> <tbody> <tr> <td>Volume (Shares)</td> <td>361,979,245</td> <td>0.01</td> <td>103</td> </tr> <tr> <td>Value (Rupiah)</td> <td>326,412,483,658</td> <td>0.01</td> <td>99</td> </tr> <tr> <td>Frequency (X)</td> <td>11,620</td> <td>0.01</td> <td>103</td> </tr> </tbody> </table>								Total Trading 2015	%	Rank	Volume (Shares)	361,979,245	0.01	103	Value (Rupiah)	326,412,483,658	0.01	99	Frequency (X)	11,620	0.01	103	<table border="1"> <thead> <tr> <th></th> <th>Total Trading 2015</th> <th>%</th> <th>Rank</th> </tr> </thead> <tbody> <tr> <td>Volume (Shares)</td> <td>27,708,661,885</td> <td>0.96</td> <td>39</td> </tr> <tr> <td>Value (Rupiah)</td> <td>13,288,937,781,029</td> <td>0.47</td> <td>45</td> </tr> <tr> <td>Frequency (X)</td> <td>561,901</td> <td>0.52</td> <td>44</td> </tr> </tbody> </table>								Total Trading 2015	%	Rank	Volume (Shares)	27,708,661,885	0.96	39	Value (Rupiah)	13,288,937,781,029	0.47	45	Frequency (X)	561,901	0.52	44
	Total Trading 2015	%	Rank																																										
Volume (Shares)	361,979,245	0.01	103																																										
Value (Rupiah)	326,412,483,658	0.01	99																																										
Frequency (X)	11,620	0.01	103																																										
	Total Trading 2015	%	Rank																																										
Volume (Shares)	27,708,661,885	0.96	39																																										
Value (Rupiah)	13,288,937,781,029	0.47	45																																										
Frequency (X)	561,901	0.52	44																																										
77.	RO	NISP Sekuritas Bank OCBC NISP Building, 21st Fl. Jln. Prof. Dr. Satrio Kav. 25, Karet Kuningan, Setiabudi, Jakarta 12940 Phone : 2935-2888 Fax : 5794-4095	■	■	■	■	83.	BM	Overseas Securities **) STC Senayan 2nd Fl. No. 103 - 106 Jln. Asia Afrika Pintu IX Gelora Senayan, Jakarta - 10270 Phone : 5793-9060 Fax : 5793-9061	■	■	■	■	■	■																														
<table border="1"> <thead> <tr> <th></th> <th>Total Trading 2015</th> <th>%</th> <th>Rank</th> </tr> </thead> <tbody> <tr> <td>Volume (Shares)</td> <td>6,609,614,918</td> <td>0.23</td> <td>74</td> </tr> <tr> <td>Value (Rupiah)</td> <td>5,592,928,098,641</td> <td>0.20</td> <td>76</td> </tr> <tr> <td>Frequency (X)</td> <td>296,181</td> <td>0.27</td> <td>64</td> </tr> </tbody> </table>								Total Trading 2015	%	Rank	Volume (Shares)	6,609,614,918	0.23	74	Value (Rupiah)	5,592,928,098,641	0.20	76	Frequency (X)	296,181	0.27	64	<table border="1"> <thead> <tr> <th></th> <th>Total Trading 2015</th> <th>%</th> <th>Rank</th> </tr> </thead> <tbody> <tr> <td>Volume (Shares)</td> <td>275,409,067</td> <td>0.01</td> <td>105</td> </tr> <tr> <td>Value (Rupiah)</td> <td>95,889,745,390</td> <td>0.00</td> <td>107</td> </tr> <tr> <td>Frequency (X)</td> <td>7,279</td> <td>0.01</td> <td>105</td> </tr> </tbody> </table>								Total Trading 2015	%	Rank	Volume (Shares)	275,409,067	0.01	105	Value (Rupiah)	95,889,745,390	0.00	107	Frequency (X)	7,279	0.01	105
	Total Trading 2015	%	Rank																																										
Volume (Shares)	6,609,614,918	0.23	74																																										
Value (Rupiah)	5,592,928,098,641	0.20	76																																										
Frequency (X)	296,181	0.27	64																																										
	Total Trading 2015	%	Rank																																										
Volume (Shares)	275,409,067	0.01	105																																										
Value (Rupiah)	95,889,745,390	0.00	107																																										
Frequency (X)	7,279	0.01	105																																										
78.	FG	Nomura Indonesia Sentral Senayan II Building, 9th Fl. Suite 209A Jln. Asia Afrika No. 8, Gelora Bung Karno, Jakarta 10270 Phone : 2991-3300 Fax : 2991-3333	■	■	■	■	84.	IH	Pacific 2000 Securities ANZ Tower 18th Fl. Jln. Jend. Sudirman Kav. 33 A, Jakarta - 10220 Phone : 573-2000, 573-2635, 573-2636 Fax : 573-2639	■	■	■	■	■	■																														
<table border="1"> <thead> <tr> <th></th> <th>Total Trading 2015</th> <th>%</th> <th>Rank</th> </tr> </thead> <tbody> <tr> <td>Volume (Shares)</td> <td>15,756,254,138</td> <td>0.54</td> <td>58</td> </tr> <tr> <td>Value (Rupiah)</td> <td>38,605,988,781,794</td> <td>1.37</td> <td>24</td> </tr> <tr> <td>Frequency (X)</td> <td>2,360,401</td> <td>2.18</td> <td>16</td> </tr> </tbody> </table>								Total Trading 2015	%	Rank	Volume (Shares)	15,756,254,138	0.54	58	Value (Rupiah)	38,605,988,781,794	1.37	24	Frequency (X)	2,360,401	2.18	16	<table border="1"> <thead> <tr> <th></th> <th>Total Trading 2015</th> <th>%</th> <th>Rank</th> </tr> </thead> <tbody> <tr> <td>Volume (Shares)</td> <td>5,194,747,881</td> <td>0.18</td> <td>80</td> </tr> <tr> <td>Value (Rupiah)</td> <td>3,730,976,255,675</td> <td>0.13</td> <td>82</td> </tr> <tr> <td>Frequency (X)</td> <td>165,195</td> <td>0.15</td> <td>75</td> </tr> </tbody> </table>								Total Trading 2015	%	Rank	Volume (Shares)	5,194,747,881	0.18	80	Value (Rupiah)	3,730,976,255,675	0.13	82	Frequency (X)	165,195	0.15	75
	Total Trading 2015	%	Rank																																										
Volume (Shares)	15,756,254,138	0.54	58																																										
Value (Rupiah)	38,605,988,781,794	1.37	24																																										
Frequency (X)	2,360,401	2.18	16																																										
	Total Trading 2015	%	Rank																																										
Volume (Shares)	5,194,747,881	0.18	80																																										
Value (Rupiah)	3,730,976,255,675	0.13	82																																										
Frequency (X)	165,195	0.15	75																																										

Note \*) OT: Online Trading, JV: Joint Venture, IM: Investment Manager, UW: Underwriter, SB: Securities Broker \*\*\*) suspend \*\*\*) revoked

## Indonesia Stock Exchange Members

No.	Code	IDX Members, Address	Note *					No.	Code	IDX Members, Address	Note *																																		
			OT	JV	IM	UW	SB				OT	JV	IM	UW	SB																														
85.	<b>AP</b>	<b>Pacific Capital</b> Office 8 Building, 5th Fl., SCBD Lot. 28 Jln. Jend. Sudirman Kav. 52 - 53, Jakarta - 12190 Phone : 2933-3740 Fax : 2933-3741	■	■	■	■	■	91.	<b>PO</b>	<b>Pilarmas Investindo</b> Sona Topas Tower 10th Fl. Jln. Jend. Sudirman Kav. 26, Jakarta 12920 Phone : 250-6233 Fax : 2250-6232	■	■	■	■	■																														
<table border="1"> <thead> <tr> <th></th> <th>Total Trading 2015</th> <th>%</th> <th>Rank</th> </tr> </thead> <tbody> <tr> <td>Volume (Shares)</td> <td>53,690,359,600</td> <td>1.86</td> <td>16</td> </tr> <tr> <td>Value (Rupiah)</td> <td>9,467,636,244,600</td> <td>0.34</td> <td>59</td> </tr> <tr> <td>Frequency (X)</td> <td>13,810</td> <td>0.01</td> <td>101</td> </tr> </tbody> </table>								Total Trading 2015	%	Rank	Volume (Shares)	53,690,359,600	1.86	16	Value (Rupiah)	9,467,636,244,600	0.34	59	Frequency (X)	13,810	0.01	101	<table border="1"> <thead> <tr> <th></th> <th>Total Trading 2015</th> <th>%</th> <th>Rank</th> </tr> </thead> <tbody> <tr> <td>Volume (Shares)</td> <td>28,421,309,192</td> <td>0.98</td> <td>37</td> </tr> <tr> <td>Value (Rupiah)</td> <td>13,928,113,339,700</td> <td>0.50</td> <td>42</td> </tr> <tr> <td>Frequency (X)</td> <td>302,262</td> <td>0.28</td> <td>62</td> </tr> </tbody> </table>								Total Trading 2015	%	Rank	Volume (Shares)	28,421,309,192	0.98	37	Value (Rupiah)	13,928,113,339,700	0.50	42	Frequency (X)	302,262	0.28	62
	Total Trading 2015	%	Rank																																										
Volume (Shares)	53,690,359,600	1.86	16																																										
Value (Rupiah)	9,467,636,244,600	0.34	59																																										
Frequency (X)	13,810	0.01	101																																										
	Total Trading 2015	%	Rank																																										
Volume (Shares)	28,421,309,192	0.98	37																																										
Value (Rupiah)	13,928,113,339,700	0.50	42																																										
Frequency (X)	302,262	0.28	62																																										
86.	<b>PG</b>	<b>Panca Global Securities Tbk.</b> Indonesia Stock Exchange Tower I, 17th Fl. Suite 1706A Jln. Jend. Sudirman Kav. 52 - 53, Jakarta - 12190 Phone : 515-5456 Fax : 515-5466	■	■	■	■	92.	<b>PK</b>	<b>Pratama Capital Indonesia</b> Equity Tower Building, 12th Fl. Unit A & E, SCBD Lot. 9 Jln. Jend. Sudirman Kav. 52 - 53, Jakarta - 12190 Phone : 2903-5880 Fax : 2903-5890	■	■	■	■	■																															
<table border="1"> <thead> <tr> <th></th> <th>Total Trading 2015</th> <th>%</th> <th>Rank</th> </tr> </thead> <tbody> <tr> <td>Volume (Shares)</td> <td>18,599,738,379</td> <td>0.64</td> <td>52</td> </tr> <tr> <td>Value (Rupiah)</td> <td>11,970,760,310,860</td> <td>0.43</td> <td>50</td> </tr> <tr> <td>Frequency (X)</td> <td>192,377</td> <td>0.18</td> <td>72</td> </tr> </tbody> </table>								Total Trading 2015	%	Rank	Volume (Shares)	18,599,738,379	0.64	52	Value (Rupiah)	11,970,760,310,860	0.43	50	Frequency (X)	192,377	0.18	72	<table border="1"> <thead> <tr> <th></th> <th>Total Trading 2015</th> <th>%</th> <th>Rank</th> </tr> </thead> <tbody> <tr> <td>Volume (Shares)</td> <td>23,174,870,895</td> <td>0.80</td> <td>45</td> </tr> <tr> <td>Value (Rupiah)</td> <td>9,101,425,279,294</td> <td>0.32</td> <td>60</td> </tr> <tr> <td>Frequency (X)</td> <td>181,405</td> <td>0.17</td> <td>73</td> </tr> </tbody> </table>								Total Trading 2015	%	Rank	Volume (Shares)	23,174,870,895	0.80	45	Value (Rupiah)	9,101,425,279,294	0.32	60	Frequency (X)	181,405	0.17	73
	Total Trading 2015	%	Rank																																										
Volume (Shares)	18,599,738,379	0.64	52																																										
Value (Rupiah)	11,970,760,310,860	0.43	50																																										
Frequency (X)	192,377	0.18	72																																										
	Total Trading 2015	%	Rank																																										
Volume (Shares)	23,174,870,895	0.80	45																																										
Value (Rupiah)	9,101,425,279,294	0.32	60																																										
Frequency (X)	181,405	0.17	73																																										
87.	<b>GR</b>	<b>Panin Sekuritas Tbk.</b> Indonesia Stock Exchange Building, Tower 2, Suite 1705 Jln. Jend. Sudirman Kav. 52 - 53, Jakarta - 12190 Phone : 515-3055 Fax : 515-3061	■	■	■	■	93.	<b>XC</b>	<b>Primasia Securities</b> Wisma Argo Manunggal Building, 6th Fl. Jln. Jend. Gatot Subroto Kav. 22, Jakarta - 12930 Phone : 252-0032, 252-0117, 252-1538 Fax : 252-0127	■	■	■	■	■																															
<table border="1"> <thead> <tr> <th></th> <th>Total Trading 2015</th> <th>%</th> <th>Rank</th> </tr> </thead> <tbody> <tr> <td>Volume (Shares)</td> <td>38,932,903,064</td> <td>1.35</td> <td>26</td> </tr> <tr> <td>Value (Rupiah)</td> <td>32,722,429,799,701</td> <td>1.16</td> <td>26</td> </tr> <tr> <td>Frequency (X)</td> <td>1,407,807</td> <td>1.30</td> <td>25</td> </tr> </tbody> </table>								Total Trading 2015	%	Rank	Volume (Shares)	38,932,903,064	1.35	26	Value (Rupiah)	32,722,429,799,701	1.16	26	Frequency (X)	1,407,807	1.30	25	<table border="1"> <thead> <tr> <th></th> <th>Total Trading 2015</th> <th>%</th> <th>Rank</th> </tr> </thead> <tbody> <tr> <td>Volume (Shares)</td> <td>1,550,105,682</td> <td>0.05</td> <td>91</td> </tr> <tr> <td>Value (Rupiah)</td> <td>908,291,493,600</td> <td>0.03</td> <td>94</td> </tr> <tr> <td>Frequency (X)</td> <td>37,770</td> <td>0.03</td> <td>94</td> </tr> </tbody> </table>								Total Trading 2015	%	Rank	Volume (Shares)	1,550,105,682	0.05	91	Value (Rupiah)	908,291,493,600	0.03	94	Frequency (X)	37,770	0.03	94
	Total Trading 2015	%	Rank																																										
Volume (Shares)	38,932,903,064	1.35	26																																										
Value (Rupiah)	32,722,429,799,701	1.16	26																																										
Frequency (X)	1,407,807	1.30	25																																										
	Total Trading 2015	%	Rank																																										
Volume (Shares)	1,550,105,682	0.05	91																																										
Value (Rupiah)	908,291,493,600	0.03	94																																										
Frequency (X)	37,770	0.03	94																																										
88.	<b>PS</b>	<b>Paramitra Alfa Sekuritas</b> Cyber 2 Tower 20th Fl., Suite 2001 Jln. H.R. Rasuna Said Blok X-5 No. 13, Jakarta 12950 Phone : 3002-6700 Fax : 3002-6710	■	■	■	■	94.	<b>QA</b>	<b>Prime Capital Securities</b> Permata Kuningan Building 11th Fl. Jln. Kuningan Mulia Kav. 9C Guntur Setia Budi, Jakarta Phone : 835-5678, 837-80797 Fax : 835-2000	■	■	■	■	■																															
<table border="1"> <thead> <tr> <th></th> <th>Total Trading 2015</th> <th>%</th> <th>Rank</th> </tr> </thead> <tbody> <tr> <td>Volume (Shares)</td> <td>11,187,701,632</td> <td>0.39</td> <td>66</td> </tr> <tr> <td>Value (Rupiah)</td> <td>7,444,763,128,654</td> <td>0.26</td> <td>64</td> </tr> <tr> <td>Frequency (X)</td> <td>459,555</td> <td>0.42</td> <td>50</td> </tr> </tbody> </table>								Total Trading 2015	%	Rank	Volume (Shares)	11,187,701,632	0.39	66	Value (Rupiah)	7,444,763,128,654	0.26	64	Frequency (X)	459,555	0.42	50	<table border="1"> <thead> <tr> <th></th> <th>Total Trading 2015</th> <th>%</th> <th>Rank</th> </tr> </thead> <tbody> <tr> <td>Volume (Shares)</td> <td>12,456,155,748</td> <td>0.43</td> <td>64</td> </tr> <tr> <td>Value (Rupiah)</td> <td>6,276,514,801,600</td> <td>0.22</td> <td>71</td> </tr> <tr> <td>Frequency (X)</td> <td>536,272</td> <td>0.50</td> <td>45</td> </tr> </tbody> </table>								Total Trading 2015	%	Rank	Volume (Shares)	12,456,155,748	0.43	64	Value (Rupiah)	6,276,514,801,600	0.22	71	Frequency (X)	536,272	0.50	45
	Total Trading 2015	%	Rank																																										
Volume (Shares)	11,187,701,632	0.39	66																																										
Value (Rupiah)	7,444,763,128,654	0.26	64																																										
Frequency (X)	459,555	0.42	50																																										
	Total Trading 2015	%	Rank																																										
Volume (Shares)	12,456,155,748	0.43	64																																										
Value (Rupiah)	6,276,514,801,600	0.22	71																																										
Frequency (X)	536,272	0.50	45																																										
89.	<b>KK</b>	<b>Phillip Securities Indonesia</b> ANZ Tower level 23B Jln. Jend. Sudirman Kav. 33A, Jakarta - 10220 Phone : 5790-0800 Fax : 5790-0809	■	■	■	■	95.	<b>RG</b>	<b>Profindo International Securities</b> Permata Kuningan Building 19th Fl. Jln. Kuningan Mulia Kav. 9C Guntur Setia Budi, Jakarta Phone : 8378-0888, 8378-0860, 8378-0900 Fax : 8378-0889	■	■	■	■	■																															
<table border="1"> <thead> <tr> <th></th> <th>Total Trading 2015</th> <th>%</th> <th>Rank</th> </tr> </thead> <tbody> <tr> <td>Volume (Shares)</td> <td>37,890,876,520</td> <td>1.31</td> <td>27</td> </tr> <tr> <td>Value (Rupiah)</td> <td>28,637,686,475,065</td> <td>1.02</td> <td>30</td> </tr> <tr> <td>Frequency (X)</td> <td>2,343,632</td> <td>2.17</td> <td>17</td> </tr> </tbody> </table>								Total Trading 2015	%	Rank	Volume (Shares)	37,890,876,520	1.31	27	Value (Rupiah)	28,637,686,475,065	1.02	30	Frequency (X)	2,343,632	2.17	17	<table border="1"> <thead> <tr> <th></th> <th>Total Trading 2015</th> <th>%</th> <th>Rank</th> </tr> </thead> <tbody> <tr> <td>Volume (Shares)</td> <td>13,847,478,122</td> <td>0.48</td> <td>61</td> </tr> <tr> <td>Value (Rupiah)</td> <td>11,756,021,681,130</td> <td>0.42</td> <td>52</td> </tr> <tr> <td>Frequency (X)</td> <td>623,819</td> <td>0.58</td> <td>41</td> </tr> </tbody> </table>								Total Trading 2015	%	Rank	Volume (Shares)	13,847,478,122	0.48	61	Value (Rupiah)	11,756,021,681,130	0.42	52	Frequency (X)	623,819	0.58	41
	Total Trading 2015	%	Rank																																										
Volume (Shares)	37,890,876,520	1.31	27																																										
Value (Rupiah)	28,637,686,475,065	1.02	30																																										
Frequency (X)	2,343,632	2.17	17																																										
	Total Trading 2015	%	Rank																																										
Volume (Shares)	13,847,478,122	0.48	61																																										
Value (Rupiah)	11,756,021,681,130	0.42	52																																										
Frequency (X)	623,819	0.58	41																																										
90.	<b>AT</b>	<b>Phintraco Securities</b> East Tower 16th Fl. Jln. DR. Ide Anak Agung Gde Agung Kav. E3.2 No. 1, Jakarta 12950 Phone : 2555-6138 Fax : 2555-6139	■	■	■	■	96.	<b>LK</b>	<b>Recapital Securities</b> Recapital Building 10th Fl. Jln. Adityawarman No. 55 Kebayoran Baru, Jakarta Phone : 270-2277 Fax : 724-6881	■	■	■	■	■																															
<table border="1"> <thead> <tr> <th></th> <th>Total Trading 2015</th> <th>%</th> <th>Rank</th> </tr> </thead> <tbody> <tr> <td>Volume (Shares)</td> <td>1,391,317,179</td> <td>0.05</td> <td>94</td> </tr> <tr> <td>Value (Rupiah)</td> <td>670,537,526,045</td> <td>0.02</td> <td>96</td> </tr> <tr> <td>Frequency (X)</td> <td>111,412</td> <td>0.10</td> <td>83</td> </tr> </tbody> </table>								Total Trading 2015	%	Rank	Volume (Shares)	1,391,317,179	0.05	94	Value (Rupiah)	670,537,526,045	0.02	96	Frequency (X)	111,412	0.10	83	<table border="1"> <thead> <tr> <th></th> <th>Total Trading 2015</th> <th>%</th> <th>Rank</th> </tr> </thead> <tbody> <tr> <td>Volume (Shares)</td> <td>4,062,127,924</td> <td>0.14</td> <td>83</td> </tr> <tr> <td>Value (Rupiah)</td> <td>2,165,861,403,306</td> <td>0.08</td> <td>83</td> </tr> <tr> <td>Frequency (X)</td> <td>124,037</td> <td>0.11</td> <td>80</td> </tr> </tbody> </table>								Total Trading 2015	%	Rank	Volume (Shares)	4,062,127,924	0.14	83	Value (Rupiah)	2,165,861,403,306	0.08	83	Frequency (X)	124,037	0.11	80
	Total Trading 2015	%	Rank																																										
Volume (Shares)	1,391,317,179	0.05	94																																										
Value (Rupiah)	670,537,526,045	0.02	96																																										
Frequency (X)	111,412	0.10	83																																										
	Total Trading 2015	%	Rank																																										
Volume (Shares)	4,062,127,924	0.14	83																																										
Value (Rupiah)	2,165,861,403,306	0.08	83																																										
Frequency (X)	124,037	0.11	80																																										

Note \*) OT: Online Trading, JV: Joint Venture, IM: Investment Manager, UW: Underwriter, SB: Securities Broker \*\*\*) suspend \*\*\*) revoked

## Indonesia Stock Exchange Members

No.	Code	IDX Members, Address	Note *					No.	Code	IDX Members, Address	Note *																																		
			OT	JV	IM	UW	SB				OT	JV	IM	UW	SB																														
97.	<b>DU</b>	<b>Redialindo Mandiri</b> Asean Tower 6th Fl. Jln. K.H. Samanhudi No. 10, Jakarta 10710 Phone : 384-0645, 384-1387 Fax : 384-0646	■	■	■	■	■	103.	<b>DH</b>	<b>Sinarmas Sekuritas</b> Plaza BII Tower III, 5th Fl. Room 501 Jln. M.H. Thamrin No. 51, Jakarta - 10350 Phone : 392-5550 Fax : 392-5540, 5579, 7177, 5539	■	■	■	■	■																														
<table border="1"> <thead> <tr> <th></th> <th>Total Trading 2015</th> <th>%</th> <th>Rank</th> </tr> </thead> <tbody> <tr> <td>Volume (Shares) :</td> <td>632,500</td> <td>0.00002</td> <td>109</td> </tr> <tr> <td>Value (Rupiah) :</td> <td>925,310,100</td> <td>0.00003</td> <td>109</td> </tr> <tr> <td>Frequency (X) :</td> <td>80</td> <td>0.0001</td> <td>110</td> </tr> </tbody> </table>								Total Trading 2015	%	Rank	Volume (Shares) :	632,500	0.00002	109	Value (Rupiah) :	925,310,100	0.00003	109	Frequency (X) :	80	0.0001	110	<table border="1"> <thead> <tr> <th></th> <th>Total Trading 2015</th> <th>%</th> <th>Rank</th> </tr> </thead> <tbody> <tr> <td>Volume (Shares) :</td> <td>97,481,082,360</td> <td>3.37</td> <td>6</td> </tr> <tr> <td>Value (Rupiah) :</td> <td>63,123,169,006,059</td> <td>2.24</td> <td>16</td> </tr> <tr> <td>Frequency (X) :</td> <td>1,323,997</td> <td>1.22</td> <td>26</td> </tr> </tbody> </table>								Total Trading 2015	%	Rank	Volume (Shares) :	97,481,082,360	3.37	6	Value (Rupiah) :	63,123,169,006,059	2.24	16	Frequency (X) :	1,323,997	1.22	26
	Total Trading 2015	%	Rank																																										
Volume (Shares) :	632,500	0.00002	109																																										
Value (Rupiah) :	925,310,100	0.00003	109																																										
Frequency (X) :	80	0.0001	110																																										
	Total Trading 2015	%	Rank																																										
Volume (Shares) :	97,481,082,360	3.37	6																																										
Value (Rupiah) :	63,123,169,006,059	2.24	16																																										
Frequency (X) :	1,323,997	1.22	26																																										
98.	<b>LS</b>	<b>Reliance Securities Tbk.</b> Reliance Building Jln. Pluit Putra Kencana No.15A, Jakarta Utara - 14450 Phone : 6617-7668 Fax : 661-9884	■	■	■	■	104.	<b>AZ</b>	<b>Sucorinvest Central Gani</b> Sahid Sudirman Centre 12th Fl. Jln. Jend. Sudirman Kav. 86, Jakarta Selatan - 10220 Phone : 8067-3000 Fax : 2788-9288	■	■	■	■	■																															
<table border="1"> <thead> <tr> <th></th> <th>Total Trading 2015</th> <th>%</th> <th>Rank</th> </tr> </thead> <tbody> <tr> <td>Volume (Shares) :</td> <td>75,691,264,181</td> <td>2.62</td> <td>8</td> </tr> <tr> <td>Value (Rupiah) :</td> <td>29,046,910,178,609</td> <td>1.03</td> <td>29</td> </tr> <tr> <td>Frequency (X) :</td> <td>1,054,485</td> <td>0.98</td> <td>31</td> </tr> </tbody> </table>								Total Trading 2015	%	Rank	Volume (Shares) :	75,691,264,181	2.62	8	Value (Rupiah) :	29,046,910,178,609	1.03	29	Frequency (X) :	1,054,485	0.98	31	<table border="1"> <thead> <tr> <th></th> <th>Total Trading 2015</th> <th>%</th> <th>Rank</th> </tr> </thead> <tbody> <tr> <td>Volume (Shares) :</td> <td>53,480,734,951</td> <td>1.85</td> <td>17</td> </tr> <tr> <td>Value (Rupiah) :</td> <td>26,149,852,811,202</td> <td>0.93</td> <td>32</td> </tr> <tr> <td>Frequency (X) :</td> <td>1,174,445</td> <td>1.09</td> <td>28</td> </tr> </tbody> </table>								Total Trading 2015	%	Rank	Volume (Shares) :	53,480,734,951	1.85	17	Value (Rupiah) :	26,149,852,811,202	0.93	32	Frequency (X) :	1,174,445	1.09	28
	Total Trading 2015	%	Rank																																										
Volume (Shares) :	75,691,264,181	2.62	8																																										
Value (Rupiah) :	29,046,910,178,609	1.03	29																																										
Frequency (X) :	1,054,485	0.98	31																																										
	Total Trading 2015	%	Rank																																										
Volume (Shares) :	53,480,734,951	1.85	17																																										
Value (Rupiah) :	26,149,852,811,202	0.93	32																																										
Frequency (X) :	1,174,445	1.09	28																																										
99.	<b>DR</b>	<b>RHB Securities Indonesia</b> Wisma Mulia Building 20th Fl. Jln. Gatot Subroto No. 42, Jakarta - 12710 Phone : 2783-0888 Fax : 2783-0777	■	■	■	■	105.	<b>SS</b>	<b>Supra Securinvest</b> Menara Imperium, 19th Fl. Suite A Metropolitan Kuningan Superblok Jln. H.R. Rasuna Said Kav. 1, Jakarta - 12980 Phone : 835-6151 (Hunting) Fax : 835-6160	■	■	■	■	■																															
<table border="1"> <thead> <tr> <th></th> <th>Total Trading 2015</th> <th>%</th> <th>Rank</th> </tr> </thead> <tbody> <tr> <td>Volume (Shares) :</td> <td>66,513,592,339</td> <td>2.30</td> <td>11</td> </tr> <tr> <td>Value (Rupiah) :</td> <td>72,024,529,946,436</td> <td>2.56</td> <td>14</td> </tr> <tr> <td>Frequency (X) :</td> <td>2,904,535</td> <td>2.69</td> <td>9</td> </tr> </tbody> </table>								Total Trading 2015	%	Rank	Volume (Shares) :	66,513,592,339	2.30	11	Value (Rupiah) :	72,024,529,946,436	2.56	14	Frequency (X) :	2,904,535	2.69	9	<table border="1"> <thead> <tr> <th></th> <th>Total Trading 2015</th> <th>%</th> <th>Rank</th> </tr> </thead> <tbody> <tr> <td>Volume (Shares) :</td> <td>1,101,540,325</td> <td>0.04</td> <td>96</td> </tr> <tr> <td>Value (Rupiah) :</td> <td>756,817,951,740</td> <td>0.03</td> <td>95</td> </tr> <tr> <td>Frequency (X) :</td> <td>52,587</td> <td>0.05</td> <td>90</td> </tr> </tbody> </table>								Total Trading 2015	%	Rank	Volume (Shares) :	1,101,540,325	0.04	96	Value (Rupiah) :	756,817,951,740	0.03	95	Frequency (X) :	52,587	0.05	90
	Total Trading 2015	%	Rank																																										
Volume (Shares) :	66,513,592,339	2.30	11																																										
Value (Rupiah) :	72,024,529,946,436	2.56	14																																										
Frequency (X) :	2,904,535	2.69	9																																										
	Total Trading 2015	%	Rank																																										
Volume (Shares) :	1,101,540,325	0.04	96																																										
Value (Rupiah) :	756,817,951,740	0.03	95																																										
Frequency (X) :	52,587	0.05	90																																										
100.	<b>IF</b>	<b>Samuel Sekuritas Indonesia</b> Menara Imperium, 25th Fl. Jln. H.R. Rasuna Said Kav. 1, Kuningan, Jakarta - 12980 Phone : 8370-1608 Fax : 831-7473, 8370-1610	■	■	■	■	106.	<b>LG</b>	<b>Trimegah Securities Tbk.</b> Artha Graha Building, 18th & 19th Fl. Jln. Jend. Sudirman Kav. 52 - 53, Jakarta - 12190 Phone : 2924-9088 Fax : 2924-9150	■	■	■	■	■																															
<table border="1"> <thead> <tr> <th></th> <th>Total Trading 2015</th> <th>%</th> <th>Rank</th> </tr> </thead> <tbody> <tr> <td>Volume (Shares) :</td> <td>30,342,004,290</td> <td>1.05</td> <td>34</td> </tr> <tr> <td>Value (Rupiah) :</td> <td>19,775,468,224,495</td> <td>0.70</td> <td>37</td> </tr> <tr> <td>Frequency (X) :</td> <td>663,191</td> <td>0.61</td> <td>38</td> </tr> </tbody> </table>								Total Trading 2015	%	Rank	Volume (Shares) :	30,342,004,290	1.05	34	Value (Rupiah) :	19,775,468,224,495	0.70	37	Frequency (X) :	663,191	0.61	38	<table border="1"> <thead> <tr> <th></th> <th>Total Trading 2015</th> <th>%</th> <th>Rank</th> </tr> </thead> <tbody> <tr> <td>Volume (Shares) :</td> <td>75,446,097,723</td> <td>2.61</td> <td>9</td> </tr> <tr> <td>Value (Rupiah) :</td> <td>54,359,918,149,563</td> <td>1.93</td> <td>18</td> </tr> <tr> <td>Frequency (X) :</td> <td>1,564,713</td> <td>1.45</td> <td>23</td> </tr> </tbody> </table>								Total Trading 2015	%	Rank	Volume (Shares) :	75,446,097,723	2.61	9	Value (Rupiah) :	54,359,918,149,563	1.93	18	Frequency (X) :	1,564,713	1.45	23
	Total Trading 2015	%	Rank																																										
Volume (Shares) :	30,342,004,290	1.05	34																																										
Value (Rupiah) :	19,775,468,224,495	0.70	37																																										
Frequency (X) :	663,191	0.61	38																																										
	Total Trading 2015	%	Rank																																										
Volume (Shares) :	75,446,097,723	2.61	9																																										
Value (Rupiah) :	54,359,918,149,563	1.93	18																																										
Frequency (X) :	1,564,713	1.45	23																																										
101.	<b>MG</b>	<b>Semesta Indovest</b> Menara Imperium, 18th Fl., Metropolitan Kuningan Superblok Jln. H.R. Rasuna Said Kav. 1, Kuningan, Jakarta - 12980 Phone : 8370-3808 Fax : 8370-3787	■	■	■	■	107.	<b>BR</b>	<b>Trust Securities</b> Rukan Permata Senayan Blok B 10 - 11 Jln. Tentara Pelajar X, Jakarta - 12210 Phone : 5794-0678 Fax : 5794-0676	■	■	■	■	■																															
<table border="1"> <thead> <tr> <th></th> <th>Total Trading 2015</th> <th>%</th> <th>Rank</th> </tr> </thead> <tbody> <tr> <td>Volume (Shares) :</td> <td>29,156,560,037</td> <td>1.01</td> <td>36</td> </tr> <tr> <td>Value (Rupiah) :</td> <td>15,066,718,821,498</td> <td>0.54</td> <td>39</td> </tr> <tr> <td>Frequency (X) :</td> <td>736,702</td> <td>0.68</td> <td>36</td> </tr> </tbody> </table>								Total Trading 2015	%	Rank	Volume (Shares) :	29,156,560,037	1.01	36	Value (Rupiah) :	15,066,718,821,498	0.54	39	Frequency (X) :	736,702	0.68	36	<table border="1"> <thead> <tr> <th></th> <th>Total Trading 2015</th> <th>%</th> <th>Rank</th> </tr> </thead> <tbody> <tr> <td>Volume (Shares) :</td> <td>23,018,966,676</td> <td>0.80</td> <td>46</td> </tr> <tr> <td>Value (Rupiah) :</td> <td>11,781,120,897,013</td> <td>0.42</td> <td>51</td> </tr> <tr> <td>Frequency (X) :</td> <td>421,982</td> <td>0.39</td> <td>52</td> </tr> </tbody> </table>								Total Trading 2015	%	Rank	Volume (Shares) :	23,018,966,676	0.80	46	Value (Rupiah) :	11,781,120,897,013	0.42	51	Frequency (X) :	421,982	0.39	52
	Total Trading 2015	%	Rank																																										
Volume (Shares) :	29,156,560,037	1.01	36																																										
Value (Rupiah) :	15,066,718,821,498	0.54	39																																										
Frequency (X) :	736,702	0.68	36																																										
	Total Trading 2015	%	Rank																																										
Volume (Shares) :	23,018,966,676	0.80	46																																										
Value (Rupiah) :	11,781,120,897,013	0.42	51																																										
Frequency (X) :	421,982	0.39	52																																										
102.	<b>SC</b>	<b>Senni Cahaya</b> Wisma GKBI, 38th Fl. Suite 3801 Jln. Jend. Sudirman Kav. 28, Jakarta - 10210 Phone : 572-4970 Fax : -	■	■	■	■	108.	<b>AK</b>	<b>UBS Securities Indonesia</b> Wisma GKBI 22nd Fl. Room 2202 Jln. Jend. Sudirman Kav. 28, Jakarta - 10210 Phone : 2554-7000 Fax : 251-1662	■	■	■	■	■																															
<table border="1"> <thead> <tr> <th></th> <th>Total Trading 2015</th> <th>%</th> <th>Rank</th> </tr> </thead> <tbody> <tr> <td>Volume (Shares) :</td> <td>14,241,000</td> <td>0.0005</td> <td>108</td> </tr> <tr> <td>Value (Rupiah) :</td> <td>31,298,523,700</td> <td>0.001</td> <td>108</td> </tr> <tr> <td>Frequency (X) :</td> <td>2,495</td> <td>0.002</td> <td>107</td> </tr> </tbody> </table>								Total Trading 2015	%	Rank	Volume (Shares) :	14,241,000	0.0005	108	Value (Rupiah) :	31,298,523,700	0.001	108	Frequency (X) :	2,495	0.002	107	<table border="1"> <thead> <tr> <th></th> <th>Total Trading 2015</th> <th>%</th> <th>Rank</th> </tr> </thead> <tbody> <tr> <td>Volume (Shares) :</td> <td>45,938,816,876</td> <td>1.59</td> <td>21</td> </tr> <tr> <td>Value (Rupiah) :</td> <td>135,728,677,633,826</td> <td>4.83</td> <td>3</td> </tr> <tr> <td>Frequency (X) :</td> <td>4,096,816</td> <td>3.79</td> <td>8</td> </tr> </tbody> </table>								Total Trading 2015	%	Rank	Volume (Shares) :	45,938,816,876	1.59	21	Value (Rupiah) :	135,728,677,633,826	4.83	3	Frequency (X) :	4,096,816	3.79	8
	Total Trading 2015	%	Rank																																										
Volume (Shares) :	14,241,000	0.0005	108																																										
Value (Rupiah) :	31,298,523,700	0.001	108																																										
Frequency (X) :	2,495	0.002	107																																										
	Total Trading 2015	%	Rank																																										
Volume (Shares) :	45,938,816,876	1.59	21																																										
Value (Rupiah) :	135,728,677,633,826	4.83	3																																										
Frequency (X) :	4,096,816	3.79	8																																										

Note \*) OT: Online Trading, JV: Joint Venture, IM: Investment Manager, UW: Underwriter, SB: Securities Broker \*\*\*) suspend \*\*\*) revoked

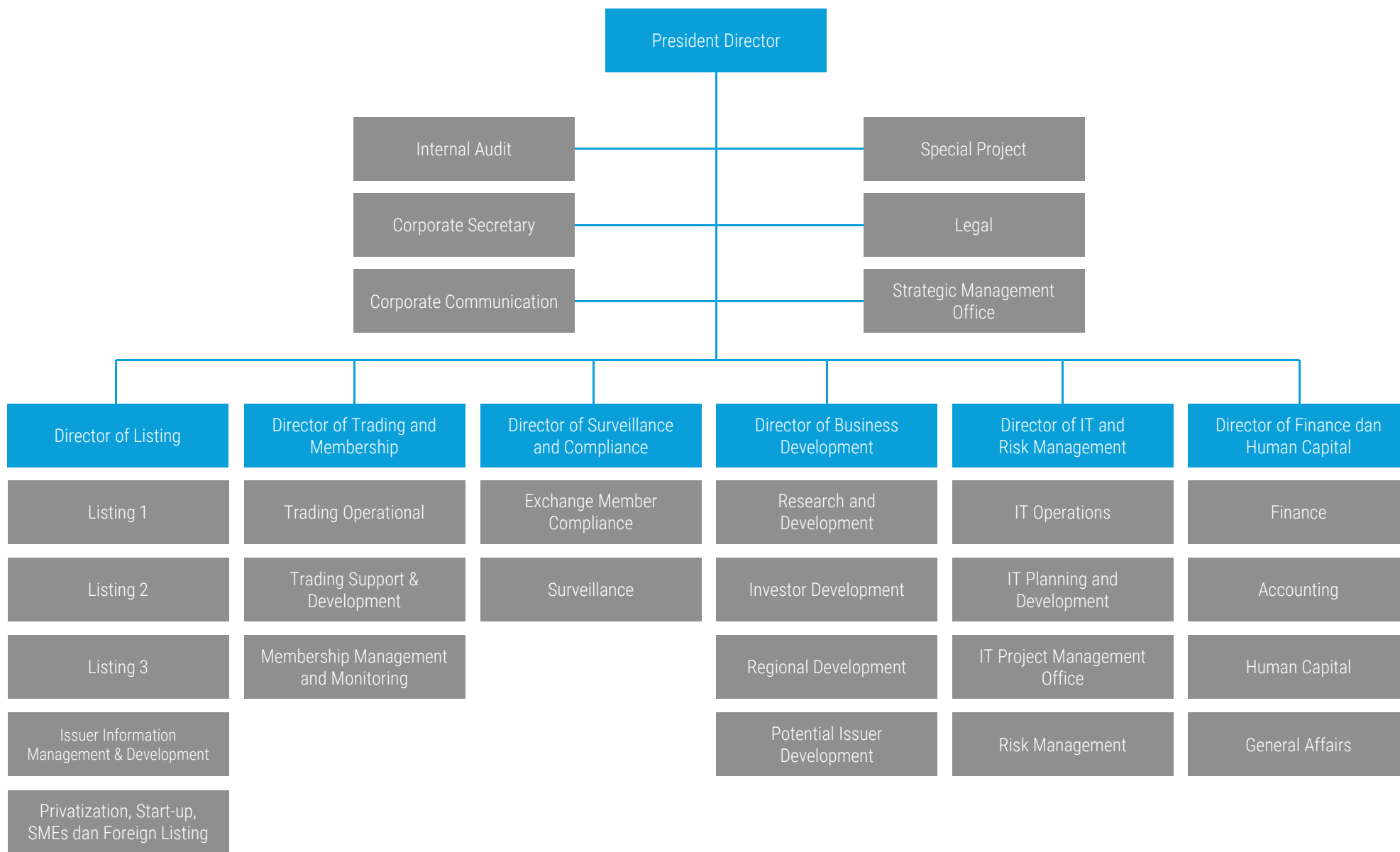
## Indonesia Stock Exchange Members

No.	Code	IDX Members, Address	Note *					No.	Code	IDX Members, Address	Note *				
			OT	JV	IM	UW	SB				OT	JV	IM	UW	SB
109.	<b>TF</b>	<b>Universal Broker Indonesia</b> Sona Topas Building 20th Fl. Jln. Jend. Sudirman Kav. 26, Jakarta - 12920 Phone : 250-6658 Fax : 250-6617 (general), 250-6616	■	■	■	■	■	115.	<b>RS</b>	<b>Yulie Sekurindo Tbk.</b> Plaza ASIA, 5th Fl. Jln. Jend. Sudirman Kav. 59, Jakarta - 12190 Phone : 5140-2181 (General), 5140-2180 Fax : 5140-2182	■	■	■	■	■
		<b>Total Trading 2015</b>		<b>%</b>	<b>Rank</b>				<b>Total Trading 2015</b>		<b>%</b>	<b>Rank</b>			
		Volume (Shares) :	14,158,239,669	0.49	60				Volume (Shares) :	593,405,754	0.02	98			
		Value (Rupiah) :	6,912,122,888,586	0.25	67				Value (Rupiah) :	312,162,461,340	0.01	100			
		Frequency (X) :	212,818	0.20	68				Frequency (X) :	24,489	0.02	99			
110.	<b>AI</b>	<b>UOB Kay Hian Securities</b> UOB Plaza Thamrin Nine, 36th Fl. Jln. M.H. Thamrin Kav. 8 - 10, Jakarta 10230 Phone : 2993-3888 Fax : 3190-7608	■	■	■	■	■								
		<b>Total Trading 2015</b>		<b>%</b>	<b>Rank</b>										
		Volume (Shares) :	27,383,889,849	0.95	41										
		Value (Rupiah) :	27,891,861,629,152	0.99	31										
		Frequency (X) :	1,275,832	1.18	27										
111.	<b>CP</b>	<b>Valbury Asia Securities</b> Menara Karya, 10th Fl. Jln. H.R. Rasuna Said Blok X-5 Kav. 1 - 2, Jakarta - 12950 Phone : 2553-3600 Fax : 2553-3700	■	■	■	■	■								
		<b>Total Trading 2015</b>		<b>%</b>	<b>Rank</b>										
		Volume (Shares) :	97,682,420,279	3.38	5										
		Value (Rupiah) :	45,074,845,775,264	1.60	21										
		Frequency (X) :	2,200,574	2.04	19										
112.	<b>MI</b>	<b>Victoria Securities Indonesia</b> Victoria Suites, Senayan City, Panin Tower 8th Fl. Jln. Asia Afrika Lot 19, Jakarta - 10270 Phone : 7278-2310 Fax : 7278-2280 (General)	■	■	■	■	■								
		<b>Total Trading 2015</b>		<b>%</b>	<b>Rank</b>										
		Volume (Shares) :	14,424,103,361	0.50	59										
		Value (Rupiah) :	7,869,551,221,920	0.28	63										
		Frequency (X) :	463,562	0.43	49										
113.	<b>AN</b>	<b>Wanteg Sekurindo</b> Graha Kencana Building, 7th Fl., Room B7 Jln. Raya Perjuangan No. 88, Kebon Jeruk, Jakarta Barat 11530 Phone : 5367-1517, 5367-1518 Fax : 5367-1519	■	■	■	■	■								
		<b>Total Trading 2015</b>		<b>%</b>	<b>Rank</b>										
		Volume (Shares) :	9,283,303,696	0.32	69										
		Value (Rupiah) :	5,720,750,477,448	0.20	74										
		Frequency (X) :	120,410	0.11	82										
114.	<b>FZ</b>	<b>Waterfront Securities Indonesia</b> Sona Topas Tower 15th A Jln. Jend. Sudirman Kav. 26, Jakarta - 12920 Phone : 250-6355 Fax : 250-6322	■	■	■	■	■								
		<b>Total Trading 2015</b>		<b>%</b>	<b>Rank</b>										
		Volume (Shares) :	20,865,616,502	0.72	49										
		Value (Rupiah) :	14,026,853,859,387	0.50	40										
		Frequency (X) :	646,403	0.60	40										

Note \*) OT: Online Trading, JV: Joint Venture, IM: Investment Manager, UW: Underwriter, SB: Securities Broker \*\*\*) suspend \*\*\*) revoked



IDX ORGANIZATION CHART



## RATING AGENCY IN INDONESIA

---

### PT PEFINDO (Pemeringkat Efek Indonesia)

Panin Tower Senayan City, 17th Floor  
Jl. Asia Afrika Lot.19  
Jakarta 10270, Indonesia

**Website**

<http://www.pefindo.com/>

**Phone**

62-21-7278-2380

**Fax**

62-21-7278-2370

### PT Fitch Ratings Indonesia

DBS Bank Tower, 24<sup>th</sup> Floor, Suite 2403  
Jl. Prof. Dr. Satrio Kav. 3-5  
Jakarta 12940, Indonesia

**Website**

<http://www.fitchratings.co.id/>

**Phone**

62-21-2988-6800

**Fax**

62-21-2988-6822

## SELF REGULATING ORGANIZATION

---

### PT Bursa Efek Indonesia

#### (Indonesia Stock Exchange - BEI/IDX)

Indonesia Stock Exchange Building, Tower I, 6th Floor  
Jl. Jendral Sudirman Kav. 52-53  
Jakarta 12190, Indonesia

**Website**

<http://www.idx.co.id/>

**Phone**

62-21-515-0515

**Fax**

62-21-515-0330

### PT Kliring Penjamin Efek Indonesia

#### (Indonesia Central Clearing and Settlement - KPEI)

Indonesia Stock Exchange Building, Tower I, 5<sup>th</sup> Floor  
Jl. Jendral Sudirman Kav. 52-53  
Jakarta 12190, Indonesia

**Website**

<http://www.kpei.co.id/>

**Phone**

62-21-515-5115

**Fax**

62-21-515-5120

### PT Kustodian Sentral Efek Indonesia

#### (Indonesia Central Securities Depository - KSEI)

Indonesia Stock Exchange Building, Tower I, 5<sup>th</sup> Floor  
Jl. Jendral Sudirman Kav. 52-53  
Jakarta 12190, Indonesia

**Website**

<http://www.ksei.co.id/>

**Phone**

62-21-515-2855

**Fax**

62-21-5299-1199

## GOVERNMENT ORGANIZATION

---

### Otoritas Jasa Keuangan

#### (Financial Service Authority - OJK)

Gedung Soemitro Djajohadikusumo  
Jl. Lapangan Banteng Timur 2-4  
Jakarta 10710, Indonesia

**Website**

<http://www.ojk.go.id/>

**Phone**

62-21-385-8001

62-21-385-8321

### Direktorat Jenderal Pengelolaan Pembiayaan dan Risiko -

#### Kementerian Keuangan RI

#### (Directorate General of Budget Financing and Risk Management - Ministry of Finance) - DJPPR

Gedung Frans Seda  
Jl. Dr. Wahidin Raya No. 1  
Jakarta 10710, Indonesia

**Website**

<http://www.djppr.kemenkeu.go.id/>

**Phone**

62-21-386-5330

62-21-350-5052

## SUPPORTING ORGANIZATION

---

### PT Penilai Harga Efek Indonesia (Indonesia Bond Pricing Agency - IBPA)

Menara Global, 19<sup>th</sup> Floor  
Jl. Gatot Subroto Kav. 27  
Jakarta 12950, Indonesia

**Website**

<http://www.ibpa.co.id/>

**Phone**

62-21-527-0179

**Fax**

62-21- 527-0178

### PT Penyelenggara Program Perlindungan Investor Efek Indonesia (Indonesia Securities Investor Protection Fund - Indonesia SIPF)

Menara Global, 19<sup>th</sup> Floor  
Jl. Gatot Subroto Kav. 27  
Jakarta 12950, Indonesia

**Website**

<http://www.indonesiasipf.co.id/>

**Phone**

62-21-527-0206

**Fax**

62-21- 527-0207

### PT Indonesian Capital Market Electronic Library (TICMI - The Indonesia Capital Market Institute)

Indonesian Stock Exchange Building, Tower II, 1<sup>st</sup> Floor  
Jl. Jend Sudirman Kav 52-53  
Jakarta 12190, Indonesia

**Website**

<http://www.ticmi.co.id/>

**Phone**

62-21-515-2318

**Fax**

62-21-515-2319

Open for Public

Monday-Friday, 9am-7pm

### IDX Channel

Indonesian Stock Exchange Building, Tower II, 1<sup>st</sup> Floor  
Jl. Jend Sudirman Kav 52-53  
Jakarta 12190, Indonesia

**Phone**

62-21-515-0515

**Fax**

62-21-515-3565

## IDX REPRESENTATIVE OFFICE

IDX Representative Offices/Kantor Perwakilan BEI (provide consultation and education service to the Business community and general public who are interested in any information regarding the capital market. The Representative Offices also provide special consultation for company that are interested in going public. The main activity consist of trading transaction with real-time information, training/workshops and seminars.

	<b>BANDA ACEH</b>	<b>MEDAN</b>
<b>Address :</b>	Jln. Tengku Imeum Leung Bata No. 84, Banda Aceh 23247	Jln. Asia No. 182, Medan
<b>Phone :</b>	(0651) 35-101	(061) 733-2920
<b>Fax :</b>	(0651) 35-102	(061) 733-2909
<b>Contact Person :</b>	Thasrif Murhadi Mayank Seruni	M. Pintor Nasution Yoseph Kaburuan Enny Magdalena Saragih
<b>Email :</b>	kantorperwakilan.bandaaceh@idx.co.id	kantorperwakilan.medan@idx.co.id
	<b>RIAU</b>	<b>PADANG</b>
<b>Address :</b>	Jln. Jend.Sudirman No. 73, Pekanbaru - Riau	Jln. Pondok No. 90A, Padang 25211
<b>Phone :</b>	(0761) 848-414 / 839-529	(0751) 811-330
<b>Fax :</b>	(0761) 849-456	(0751) 811-340
<b>Contact Person :</b>	Emon Sulaeman Putri Widianingrum Haldo Haibatil Qudrah Hanafi	Reza Sadat Chairimadola Ririen Febri Fadjrina
<b>Email :</b>	kantorperwakilan.riau@idx.co.id	kantorperwakilan.padang@idx.co.id
	<b>PALEMBANG</b>	<b>JAMBI</b>
<b>Address :</b>	Jln. Angkatan 45, No. 13-14, RT 0014 RW 004, Kel. Demang Lebar Daun, Kec. Ilir Barat I, Kota Palembang 30137	Jln. Kolonel Abun Jani No.11A dan 11B, Kel. Selamat, Kec. Telanaipura, Kota Jambi
<b>Phone :</b>	(0711) 564-9259	(0741) 65-788
<b>Fax :</b>	(0711) 564-9257	(0741) 668-199
<b>Contact Person :</b>	Early Saputra Sundari Ningsih	Gusti Bagus Ngurah Putra Sandiana Fasha Fauziah Rena Novita
<b>Email :</b>	kantorperwakilan.palembang@idx.co.id	kantorperwakilan.jambi@idx.co.id
	<b>BATAM</b>	<b>LAMPUNG</b>
<b>Address :</b>	Komplek Mahkota Raya Blok A No. 11 Jln. Engku Putri - Batam Center 29456, Batam	Jln. Jend. Sudirman No. 5D, Bandar Lampung 35118
<b>Phone :</b>	(0778) 748-3348	(0721) 260-188
<b>Fax :</b>	(0778) 748-3349	(0721) 262-048
<b>Contact Person :</b>	Marco Poetra Kawet Evan Octavianus Gulo Indra Novita	Hendi Prayogi Putri Eka Rahim
<b>Email :</b>	kantorperwakilan.batam@idx.co.id	kantorperwakilan.lampung@idx.co.id
	<b>BANDUNG</b>	<b>SEMARANG</b>
<b>Address :</b>	Jln. P.H.H Mustofa No. 33 Bandung	Jln. M.H. Thamrin No. 152 Semarang 50134
<b>Phone :</b>	(022) 205-2408, 205-2409	(024) 844-6878
<b>Fax :</b>	-	(024) 844-6879
<b>Contact Person :</b>	Hari Mulyono Achmad Dirgantara Sri Herlinawati	Stephanus Cahyanto Kristiadi Fanny Rifqi Nur Hasanah
<b>Email :</b>	kantorperwakilan.bandung@idx.co.id	kantorperwakilan.semarang@idx.co.id

	<b>YOGYAKARTA</b>	<b>SURABAYA</b>
<b>Address :</b>	Jln. P. Mangkubumi No. 111 Yogyakarta 55232	Jln. Basuki Rachmat No. 46 Surabaya 60261
<b>Phone :</b>	(0274) 587-457	(031) 534-0888
<b>Fax :</b>	(0274) 587-283, 563-054	(031) 534-2888
<b>Contact Person :</b>	Irfan Noor Riza Agnes Sindhunita Kusumastuti	Dewi Sriana P. Cita Mellisa Dyan Fajar Mahardika, Asikin Ashar. Esti Firdani Mawaddi Tri Djanuardi
<b>Email :</b>	kantorperwakilan.yogyakarta@idx.co.id	kantorperwakilan.surabaya@idx.co.id
	<b>DENPASAR</b>	<b>PONTIANAK</b>
<b>Address :</b>	Jln. P.B. Sudirman 10 X Kav. 2 Denpasar, Bali	Komplek Perkantoran Central Perdana Blok A2-A3, Jln. Perdana – Kota Pontianak 78124
<b>Phone :</b>	(0361) 256-701	(0561) 734-112
<b>Fax :</b>	(0361) 256-370	(0561) 810-2257
<b>Contact Person :</b>	I Gusti Agung Alit Nityaryana I Gusti Agung Agus Andiyasa Putu Dian Pradnyanitasari	Taufan Febiola Ardhy Anto
<b>Email :</b>	kantorperwakilan.denpasar@idx.co.id	kantorperwakilan.pontianak@idx.co.id
	<b>BANJARMASIN</b>	<b>BALIKPAPAN</b>
<b>Address :</b>	Jln. Ahmad Yani KM 1.5 No. 103 Banjarmasin	Jln. Jend.Sudirman No. 33B Balikpapan
<b>Phone :</b>	(0511) 325-6985	(0542) 421-555
<b>Fax :</b>	(0511) 326-4079	(0542) 424-333
<b>Contact Person :</b>	M. Wira Adibrata Yuniar Febby Devina	Dinda Ayu Amalliya Aldila Bandaro Edwin Cahya Ningrum Setyawati
<b>Email :</b>	kantorperwakilan.banjarmasin@idx.co.id	kantorperwakilan.balikpapan@idx.co.id
	<b>MAKASSAR</b>	<b>MANADO</b>
<b>Address :</b>	Jln. Dr. Sam Ratulangi No. 124 Makassar	Ruko Mega Style Blok 1C No. 9 Kompleks Mega Mas, Jln. Piere Tendean – Boulevard, Manado 95111
<b>Phone :</b>	(0411) 891-0124	(0431) 888-1166
<b>Fax :</b>	(0411) 891-0125	(0431) 888-1284
<b>Contact Person :</b>	Fahmin Amirullah Achmad Irfan Ibrahim Dian Trisuci Megasari	Fonny The Alberto Fasaamuri Dachi Viscount Kotambunan
<b>Email :</b>	kantorperwakilan.makassar@idx.co.id	kantorperwakilan.manado@idx.co.id
	<b>JAYAPURA</b>	<b>KENDARI</b>
<b>Address :</b>	Komplek Jayapura Pacifik Permai Blok H No.19, Jayapura, Papua	Jln. Syekh Yusuf No. 20 Kota Kendari
<b>Phone :</b>	(0967) 532-414, 532-430	(0401) 313-1266
<b>Fax :</b>	(0967) 532-424	-
<b>Contact Person :</b>	Kresna Aditya Payokwa Mia Muktia	Epha Karunia T
<b>Email :</b>	kantorperwakilan.jayapura@idx.co.id	kantorperwakilan.kendari@idx.co.id

## IDX GALLERY

## ACEH REPRESENTATIVE OFFICE

No.	Name of University	Address
1	Universitas Syiah Kuala, Banda Aceh	Faculty of Economics Jln. T. Nyak Arief, Darussalam Banda Aceh 23111 Ph. & Fax. (0651) 755-1265 Contact Person: Jeliteng Pribadi (081265353910) Email: adekjp@gmail.com <b>Brokerage : Mandiri Sekuritas</b>
2	Universitas Muhammadiyah Aceh	Jln. Muhammadiyah 91, Bathoh, Kec. Lueng Bata, Banda Aceh Ph. & Fax. (0651) 21023, Contact Person : Amelia Rahmi (08126943004) Email : rahmiamelia19@gmail.com <b>Brokerage : BNI Securities</b>
3	Universitas Malikussaleh	Cot Tengku Nie Reulet, Muara Batu. Lhokseumawe, Aceh Utara Ph. (0645) 41373 / 40195, Fax. (0645) 44450 Contact Person : Razif (085260549999) Email : razifishak@gmail.com <b>Brokerage : PT Phintraco Securities</b>
4	Institut Agama Islam (IAI) Al-Muslim	Jln. Banda Aceh - Medan, Simpang Paya Lipah, Matang Glumpangdua, Bireuen – Aceh Ph. & Fax. (0644) 44-1989 Contact Person : Anwar Ebtadi (082364677664) Email : anwar_ebtadi@yahoo.com <b>Brokerage : PT First Asia Capital</b>
5	IAIN Zawiyah Cot Kala Langsa	Jln. Meurandeh, Langsa Lama, Kota Langsa Contact Person : Abdul Hamid (085360928898) <b>Brokerage : PT MNC Securities</b>

## PADANG REPRESENTATIVE OFFICE

No.	Name of University	Address
6	Universitas Andalas, Padang	Gedung Magister Manajemen FE Universitas Andalas 3rd Fl. Jln. Perintis Kemerdekaan No. 77, Padang 25128 Ph. (0751) 71088; Fax. (0751) 71089 Contact Person: Harif Amali Rivai (081374255778) Email: gjbei.universitasandalas@gmail.com <b>Brokerage : PT Phintraco Securities</b>
7	Universitas Putra Indonesia 'YPTK' Padang	Jln. Raya Lubuk Begalung, Padang Ph. & Fax. (0751) 77-9862 Contact Person: Indra Faisal (085266254665) Email : indra.faisal55@yahoo.com: gibeipiypk@gmail.com <b>Brokerage : PT First Asia Capital</b>
8	Politeknik Negeri Padang	Kampus Politeknik Negeri Padang, Jln. Limau Manis, Padang Contact Person : Josephine Sudirman (081270279334) Email : gpolinpdg@gmail.com; jsudirman@yahoo.com <b>Brokerage : PT Phintraco Securities</b>
9	Universitas Negeri Padang (UNP), Padang	Faculty of Economics Building Jln. Prof. Dr. Hamka, Kampus UNP Air Tawar Padang Ph. (0751) 445-089; Fax. (0751) 447-366 Contact Person: Erly Mulyani (081267996636; 08153504174) Email : pojokbeiunp@ymail.com; erly78@yahoo.com; erly1978@gmail.com <b>Brokerage : PT Panin Sekuritas</b>
10	IAIN Imam Bonjol Padang – Fakultas Ekonomi dan Bisnis Islam	Jln. Prof. M. Yunus No. 1, Lubuk Lintah, Padang Contact Person : Huriyatul Akmal (081227158427, 082284561022) <b>Brokerage : PT Indo Premier Securities</b>
11	Universitas Dharma Andalas	Jln. Sawahan No. 103 A Simpang Haru, Padang, Sumatera Barat <b>Brokerage : PT MNC Securities</b>

**RIAU REPRESENTATIVE OFFICE**

No.	Name of University	Address
12	Universitas Islam Negeri Syarif Kasim, Riau – Faculty of Economic	Jln. H.R. Soebrantas Km. 15, Simpangbaru - Tampan Pekanbaru 28923 Ph. (0761) 589-819; Fax. (0761) 589-818 Contact Person : Umi R. Damayanti (08127531200) Email : umirachmahdamayanti@yahoo.com <b>Brokerage : BNI Securities</b>
13	Politeknik Caltex Riau (PCR), Riau	Jln. Umbansari No. 1, Rumbai - Pekanbaru 28265 Ph. (0761) 832-8071; Fax. (0761) 554-224 Contact Person: Hamdani Arifulsyah (081263862245) Email : daniarifulsyah@gmail.com <b>Brokerage : Valbury Asia Sekurities</b>
14	Universitas Riau	Jln. Bina Widya Km. 12,5, Simpang Baru, Pekanbaru 28293 (Ph). & (Fax). (0761) 63268 Contact Person : Darmayuda <b>Brokerage : PT Phintraco Securities</b>
15	UIN Sultan Syarif Kasim Riau - Fakultas Syariah	Jl. H. R. Soebrantas Km. 18, No. 155, Simpang Baru Panam Pekanbaru 28293 <b>Brokerage : PT Phintraco Securities</b>

**MEDAN REPRESENTATIVE OFFICE**

No.	Name of University	Address
16	Universitas Sumatera Utara	Jln. TM. Hanafiah, Gedung Pascasarjana Ekonomi, Kampus USU Medan Ph. & Fax. (061) 822-5464 Contact Person : Ade Fatma Lubis (081361423375), Ari Irawan (081263422511) Email : adefatma@yahoo.com; ariirawan445@yahoo.com <b>Brokerage : BNI Securities</b>
17	STIE Mikroskil Medan	Jln. Thamrin No. 112, Medan (Ph). (061) 4573767; (Fax) (061) 4567789 Contact Person : Hanny Siagian (0819635819) Email : hanny@mikroskil.ac.id <b>Brokerage : PT Lautandhana Securindo</b>
18	Universitas HKBP Nommensen Medan - Fakultas Hukum Jurusan Hukum Bisnis (FHNB UHN)	Fakultas Hukum Jurusan Hukum Bisnis - Universitas HKBP Nommensen, Jln. Sutomo No. 4, Medan 20234 Ph. (061) 452-2922; Fax. (061) 452-2831 Contact Person : Roida Nababan <b>Brokerage : PT MNC Securities</b>

**BATAM REPRESENTATIVE OFFICE**

No.	Name of University	Address
19	STIE IBEK Pangkal Pinang	Jln. Usman Ambon No. 4, Pangkalpinang, Bangka Belitung Ph. (0717) 43-8735, 43-2476; Fax. (0717) 438736 Contact Person : Rosdiana Aritonang (081995671677 , 08987305763) Email : agape.di47@gmail.com <b>Brokerage : PT Phillip Securities</b>
20	Politeknik Negeri Batam	Jln. Ahmad Yani, Kec. Batam Kota, Batam 29461, Kepulauan Riau Ph. (0778) 46-9856, 469860; Fax. (0778) 46-3620 Contact Person : Dewangga Anjar Praditya (085233103726) Email : dewangga.anjar@polibatam.ac.id <b>Brokerage : PT Phillip Securities</b>

## JAMBI REPRESENTATIVE OFFICE

No.	Name of University	Address
21	Universitas Jambi - Fakultas Ekonomi dan Bisnis, Jambi	Kampus Pinang Masak Universitas Jambi Mendalo Darat Jambi, Km. 15, Jln. Jambi – Muara Bulian Ph. & Fax. (0741) 583-317 Contact Person: Tona Aurora Lubis (081274176829) Email : tonalubis@gmail.com <b>Brokerage : PT Phillip Securities</b>
22	Universitas Bengkulu, Bengkulu	Jln. W.R. Supratman No. 1 Bengkulu Ph. (0736) 21-396 Contact Person: Iskandar (08153912457) Email: iskandar_firstname@ymail.com <b>Brokerage : PT Phintraco Securities</b>
23	STIE Muhammadiyah Jambi	Jln. Kapten Patimura, Simpang IV Sipin, Telanaipura, Kota Jambi <b>Brokerage : PT Phintraco Securities</b>
24	Universitas Batang Hari - Fakultas Ekonomi	Fakultas Ekonomi Universitas Batanghari – Jln. Slamet Riyadi No. 01 Kota Jambi Ph. (0741) 66-7744; Fax. (0741) 66-7744 Contact Person: Khuluqon Azima <b>Brokerage : PT Phillip Securities Indonesia</b>
25	IAIN Sulthan Thaha Syaifuddin Jambi - Fakultas Ekonomi dan Bisnis Islam	Fakultas Ekonomi dan Bisnis Islam IAIN Sultan Thaha Syaifuddin Jln. Arif Rahman Hakim No. 01 Telanaipura, Jambi Contact Person: Nofrianto (081366021341) <b>Brokerage : PT First Asia Capital</b>

## PALEMBANG REPRESENTATIVE OFFICE

No.	Name of University	Address
26	Universitas Katolik Musi Charitas (formerly STIE MUSI), Palembang	Jln. Bangau No. 60, Palembang 30113 Ph. (0711) 369-728, 362-647; Fax. (0711) 378-170 Contact Person: M.Y. Dedi Haryanto (08117104048) Email: vas.musi@yahoo.com; mydediharyanto@gmail.com <b>Brokerage : PT Phillip Securities Indonesia</b>
27	STIE Multi Data, Palembang	Jln. Rajawali No. 14, Palembang 30113 Ph. (0711) 376-400; Fax. (0711) 376-360 Contact Person: Idham Cholid (0817186747) Email : idham@stie-mdp.ac.id <b>Brokerage : UOB Kay Hian Securities</b>

## BANDUNG REPRESENTATIVE OFFICE

No.	Name of University	Address
28	Universitas Padjadjaran, Bandung	Jln. Dipatiukur 35, Bandung 40132 Ph. & Fax. (022) 250-9522 Contact Person : Dika Jatnika (08156133407), Email: dika@fe.unpad.ac.id <b>Brokerage : Indo Premier Securities</b>
29	Universitas Sangga Buana YPKP, Bandung	Capital Market Centre YPKP, Jln. PHH Mustopa No. 68, Bandung Ph. (022) 727-5489, 710-8257; Fax. (022) 720-1756, 710-8257 Contact person: H. Dadang Saeful Hidayat (085659000162), Erna Email: bursaypkp@yahoo.com; dadangsaeful162@yahoo.co.id <b>Brokerage : Valbury Asia Sekurities</b>
30	Universitas Maranatha, Bandung	Jln. Prof. Drg. Suria Sumantri MPH No. 65 Bandung Ph. (022) 201-2186 ext. 500 Contact person: Sri Zaniarti (085220000288) Email: rie_eleven@yahoo.com <b>Brokerage : Sinarmas Sekuritas</b>
31	Universitas Advent Indonesia, Bandung	Jln. Kolonel Masturi No.288, Parongpong, Bandung Ph. (022) 270-0161; Fax. ((022) 8278-0233 Contact Person : Francis (08986039971) Email: fmhutabarat@gmail.com <b>Brokerage : Sinarmas Sekuritas</b>



No.	Name of University	Address
32	Universitas Telkom	Jln. Telekomunikasi, Terusan Buah Batu Bandung, Gedung C GF Fakultas Ekonomi dan Bisnis, Bandung 40257 Ph. (022) 756-4108 Contact Person : Irni Yunita (08122171430) Email : irniyunita81@gmail.com ; irniyunita81@yahoo.com <b>Brokerage : PT Danareksa Sekuritas</b>
33	Universitas Widyatama Bandung	Jln. Cikutra No. 204 A. Bandung (Ph). (022) 720-6713, (Fax). (022) 720-1711 Contact Person : Siti Komariah (085323232352) Email : siti.komariah@widyatama.ac.id <b>Brokerage : PT Phintraco Securities</b>
34	Universitas Siliwangi	Faculty of Economics Jln. Siliwangi No. 24, Tasikmalaya 46115, P.O. Box 164 Ph. (0265) 323-534, 929-685; Fax. (0265) 323-534 Contact Person : Elis Listiana Mulyani (081323071353), Lucky Rinandiyana (0812258335) Email: pojokbeifeus@yahoo.com; elislistianamulyani@ymail.com; luckyrinandiyana@yahoo.com <b>Brokerage : PT Reliance Securities Tbk.</b>
35	Universitas Swadaya Gunung Jati, Cirebon	Jln. Pemuda No. 32, Cirebon Ph. (0231) 206-558; Fax. (0231) 236-742 Contact Person : Moh. Yudi Mahadianto (082115678919), Mada Purwanto Email : purwantownmada@yahoo.com <b>Brokerage : PT MNC Securities</b>
36	Institut Teknologi Harapan Bangsa, Bandung	Kampus Harapan Bangsa, Jln. Dipatiukur 80-84, Bandung 40132 Ph. (022) 250-6604, 250-6636; Fax. (022) 250-7901 Contact Person: Mentiana Sibarani (022) 850-6636 Email: mentiana@ithb.ac.id <b>Brokerage : Reliance Securities Tbk.</b>
37	STIE TAZKIA, Bogor	Jln. Ir. H. Juanda 78, Sentul City, Bogor 16810 Ph. (021) 8796-2291/93; Fax. (021) 8796-2294 Contact person: Faried Kurnia R. (087877970784) Email : fariedtazkia@yahoo.com <b>Brokerage : PT MNC Securities</b>
38	STIE Kesatuan Bogor	Jln. Ranggagading No. 1 Bogor, Jawa Barat 16123 Ph. (0251) 833-7733; Fax. (0251) 831-9925 Contact person: Aan Soelehan (085288450025), Sinta Listari (081213442929) Email: pojokbei@stiekesatuan.ac.id; aan.solehan@yahoo.com; listarisinta@gmail.com <b>Brokerage : PT Sucorinvest Central Gani</b>
39	STMIK LIKMI Bandung	Jln. Ir. H. Juanda 96, Bandung Ph. (022) 250-2121; Fax. ((022) 250-5151 Contact Person : Djaja (08122120090) Email : djaja@likmi.ac.id <b>Brokerage : PT Phillips Securities</b>
40	Politeknik Piksi Ganesha Bandung	Jln. Jenderal Gatot Subroto No. 301, Bandung Ph. (022) 8734-0030, (Fax). (022) 8734-0086 Contact Person : Vina Anggilia Puspita (081931448590) Email : vina.anggilia@gmail.com <b>Brokerage : PT Mandiri Sekuritas</b>

#### SEMARANG REPRESENTATIVE OFFICE

No.	Name of University	Address
41	Universitas Diponegoro, Fakultas Ekonomi dan Bisnis, Semarang	Faculty of Economics Jln. Hayam Wuruk No. 5-7, Semarang Ph. (024) 844-9211, 844-6409, 831-1038; Fax. (024) 844-9212 Contact Person: Azik Aslam Abdillah (081325057389), H.M. Kholiq Mahfud, Agus Rianto (085743631234), Irene Rini Demi Pangestuti (08122895183) Email : undip_jsxcorner@yahoo.com; irenerinidp@yahoo.co.id <b>Brokerage : PT Phillip Securities</b>

No.	Name of University	Address
42	Universitas Diponegoro, Magister Management, Semarang	Jln. Erlangga Tengah No. 17, Semarang 50241 Ph. (024) 844-1636; Fax. (024) 845-2268 Contact Person: Irene Rini Demi Pangestuti (08122895183) Email : irenerinidp@yahoo.co.id <b>Brokerage : PT Danareksa Sekuritas</b>
43	Universitas Katolik Soegijapranata, Semarang	Jln. Pawiyatan Luhur IV/1 Bendan Duwur Semarang 50234 Ph. (024) 844-1555; Fax. (024) 844-5265, 841-5429 Contact person: E. Lucky Maretha S. (08179522570) Email : adeklucky@yahoo.com <b>Brokerage : PT Sinarmas Sekuritas</b>
44	Universitas Semarang	Jln. Soekarno Hatta, Semarang 50196 Ph. (024) 670-2757; Fax. (024) 670-2272 Contact Person: Paulus Wardoyo (0816-4882153), Eddy Sutjipto (08156660670) Email : sutjiptoeddy@yahoo.com <b>Brokerage : PT Phintraco Securities</b>
45	Universitas Negeri Semarang	Fakultas Ekonomi Universitas Negeri Semarang, Kampus Sekaran, Gunung Pati, Semarang Ph. (024) 850-8015; Fax. (024) 850-887 Contact Person : Ninik Sri Wartini (08122515145) Email : iinik@gmail.com <b>Brokerage : PT Phintraco Securities</b>
46	Universitas Dian Nuswantoro - Fakultas Ekonomi dan Bisnis	Jln. Nakula 1 No. 5 - 11 Semarang Ph. & Fax. (024) 356-5441 Contact person: Bambang Minarso (08112702671) Email : auditor_fe@yahoo.com; pojokbeuidinus@gmail.com <b>Brokerage : PT Sucorinvest Central Gani</b>
47	Universitas 17 Agustus 1945 Semarang	Jln. Pawiyatan Luhur Bendan Duwur, Semarang Ph. & Fax. (024) 831-6193 Contact Person: Giyah Yuliani (08122835808) Email : giyahyuliani@yahoo.com <b>Brokerage : PT MNC Securities</b>
48	Universitas Stikubank	Jln. Kendeng V, Bendang Ngisor, Semarang Ph. (024) 841-4970 ext 8820 Contact Person : Sudarsih (081325656563) Email : pojok_bei_fe_unisbank@yahoo.co.id <b>Brokerage : PT MNC Securities</b>
49	Universitas Wahid Hasyim Semarang	Jln. Menoreh Tengah X/22, Sampangan, Semarang Ph. (024) 7078-5578; 850-5680, Fax. (024) 850-5680 Contact Person : Maskudi (08122501592) Email : gibe.unwahas99@gmail.com <b>Brokerage : PT Phintraco Securities</b>
50	Universitas Kristen Satya Wacana - Fakultas Ekonomika dan Bisnis	Jln. Diponegoro No. 52-60, Salatiga 50711 Ph. (0298) 311-811, Fax. (0298) 715-6777 Contact person : Linda Ariany Mahastanti (08156571661) Email: linda.ariany@staff.uksw.edu <b>Brokerage : PT Danareksa Sekuritas</b>
51	Universitas Muria Kudus	Jln. Gondang Manis, Kudus BAE PO BOX 53 Ph. (0291) 438-229, Fax. (0291) 437-198 Contact person : Dwi Soegiarto (08122689027) Email: dwi_soegiarto@yahoo.com <b>Brokerage : PT Indo Premier Securities</b>
52	Universitas Pancasakti Tegal	Jln. Halmahera Km 1, Kota Tegal Ph. & Fax. (0283) 355-720 Contact Person : Yanti Puji Astuti (081575267750) Email: akuntansi.feups@gmail.com <b>Brokerage : PT Sinarmas Sekuritas</b>
53	UIN Walisongo Semarang (formerly IAIN Walisongo Semarang)	Jln. Walisongo No. 3-5, Semarang Ph. (024) 762-4334, 762-4691; Fax. (024) 760-1293, 762-4691 Contact person : Rahman El Junusi (081326185355) Email: pojokbeiwalisongo@yahoo.co.id; rahmaneljunusi@yahoo.co.id <b>Brokerage : PT BNI Securities</b>

No.	Name of University	Address
54	Akademi Entrepreneurship Terang Bangsa Semarang	Jln. Arteri Utara, Kompleks Grand Marina, Semarang 50144 (024) 76631812/(024)76631813, (024)76631760 Contact person : Gunadi Laksono (081802409696) Email: gunadi.aetb@gmail.com <b>Brokerage : PT Danareksa Sekuritas</b>
55	Universitas Islam Nahdlatul Ulama Jepara	Jln. Taman Siswa (Pekeng) Tahunan, Jepara, Jawa Tengah Ph. (0291) 59-5320, Fax. (0291) 59-2630 Contact person : Aan Zainul Anwar (Kaprodi Ekonomi Islam) <b>Brokerage : PT MNC Securities</b>

## YOGYAKARTA REPRESENTATIVE OFFICE

No.	Name of University	Address
56.	Fakultas Ekonomi Universitas Sebelas Maret, Solo	Gedung V, 2 <sup>nd</sup> Fl., Faculty of Economics Jln. Ir. Sutami 36-A, Surakarta Ph. (0271) 638-142; Fax. (0271) 638-143 Contact person: Heru Agustanto (08122970462), Emi Indrawati (08562819394) Email : pojok.bei.uns@gmail.com; imayindra@yahoo.com <b>Brokerage : PT Mandiri Sekuritas</b>
57	Universitas Sebelas Maret - Fakultas Hukum	Jln. Ir. Sutami No. 36 A Ketingan, Surakarta (Ph). (0271) 66-4989, (Fax). (0271) 66-4989 Contact Person: Yudho Taruno <b>Brokerage : PT Danareksa Sekuritas</b>
58	UPN Veteran Yogyakarta - Fakultas Ekonomi	Jln. SWK No. 104 (Lingkar Utara), Condongcatur, Yogyakarta 55281 Ph. & Fax. (0274) 487-275 Contact Person: Sri Isworo Ediningsih (085228413191) Email : wororio@yahoo.co.id <b>Brokerage : PT Danareksa Sekuritas</b>
59	UPN Veteran Yogyakarta - Fakultas Ilmu Sosial dan Ilmu Politik (FISIP)	Fakultas Ilmu Sosial dan Ilmu Politik, Jln. Babarsari 21, Tambak Bayan, Yogyakarta Ph. (0274) 485-268; Fax. (0274) 487-147 Contact Person: Adi Suprpto (08164231482) Email : adi_soepira@yahoo.co.id <b>Brokerage : PT Reliance Securities</b>
60	Universitas Islam Indonesia, Yogyakarta	Kampus Fakultas Ekonomi, Gedung Sayap Utara, 3rd Fl., Ringroad Utara, Condong Catur, Sleman, Yogyakarta Ph. (0274) 883-525; Fax. (0274) 883-526 Contact Person: Erni Triwahyuni (087838674836) Email: erni742000@yahoo.com <b>Brokerage : PT CIMB Securities Indonesia</b>
61	Universitas Islam Indonesia - Fakultas Ilmu Agama Islam (FIAI)	Jln. Kaliurang Km.14,5 Yogyakarta Ph. (0274) 898-462; Fax. (0274) 898-463 Contact Person: Koordinator Galeri Investasi Syariah BEI-PS-UII <b>Brokerage : PT Phintraco Securities</b>
62	Universitas Sarjanawiyata Tamansiswa, Yogyakarta	Faculty of Economics Jln. Kusumanegara 157, Yogyakarta Ph. (0274) 543-944; Fax. (0274) 557-455 Contact Person: Sri Hermuningsih (081328741963) Email: hermun_feust@yahoo.co.id <b>Brokerage : PT First Asia Capital</b>
63	Universitas Teknologi Yogyakarta, Yogyakarta	Library Building UTY Jln. Glagahsari No. 63, Yogyakarta 55164 Ph. (0274) 373-955, 941-5253; Fax. (0274) 381-212 Contact Person: Herschel Fosther (085719687748) Email: kspmuty@yahoo.co.id; ajiprastyo99@kspmuty.comyr.com <b>Brokerage : PT Valbury Asia Sekuritas</b>

No.	Name of University	Address
64	Universitas Atmajaya, Yogyakarta	Jln. Babarsari 43, Yogyakarta 55281 Ph. (0274) 487-711 ext. 2133, 487-262 Fax. (0274) 487-748, 485-224 Contact person: Andreas Sukamto (08121585106), Cosmas Dwi Artha (08562863770) Email: galeri_uajy@yahoo.com; ppm@fe.uajy.ac.id; raino@fe.uajy.ac.id; wawan2709@yahoo.com <b>Brokerage : PT Valbury Asia Sekurities</b>
65	Universitas Kristen Duta Wacana, Yogyakarta	Faculty of Economics Jln. Dr. Wahidin 5-25, Yogyakarta 55224 Ph. (0274) 544-302, 563-929 ext. 209; Fax. (0274) 544-031 Contact person : Ririn Safitri (085643422777) Email : pojokbei_ukdw@yahoo.com; ririen.safitri@yahoo.com <b>Brokerage : PT Valbury Asia Sekurities</b>
66	Universitas Janabadra	Jln. Tentara Rakyat Mataram No. 55 - 57, Yogyakarta Ph : (0274) 552-209, 561-039; Fax : (0274) 587-283 Contact Person: Siti Rochmah Ika Email: ti_topbgt@yahoo.com <b>Brokerage : PT Phintraco Securities</b>
67	Universitas Ahmad Dahlan	Jln. Kapas No 9, Semaki, Yogyakarta Ph. 0274-563-515, Ext. 1224 (Lab FE); Fax. 0274-564-604 Contact Person: Deny Ismanto Email : denoxis@yahoo.com <b>Brokerage : PT Sucorinvest Centra Gani</b>
68	Universitas Gajah Mada - Magister Manajemen	MM UGM Library - Bagian Fasilitas Akademik, Jln. Teknik Utara, Yogyakarta Ph. (0274) 589-601; Fax. (0274) 564-388, 518-787 Contact Person: Sumiyo (0818275798), Yahuda Nawa Yanukrisna (08174946737) Email: master@mm.ugm.ac.id; sumiyo@mmugm.ac.id; yahuda@danareksa.com <b>Brokerage : Danareksa Sekuritas</b>
69	UIN Sunan Kalijaga Yogyakarta	Jln. Marsda Adisucipta, Yogyakarta Ph. (0274) 512-474, 589-621; Fax. (0274) 586117 Contact Person : Achmad Ghafur Email : gus_fur2011@yahoo.com <b>Brokerage : PT OSO Securities</b>
70	Universitas Muhammadiyah, Yogyakarta	FE UMY Gedung E4, 2nd Fl., Jln. Lingkar Selatan, Kasihan Bantul, Yogyakarta 55183 Ph. (0274) 387-656; Fax. (0274) 387-646 Contact Person: Lela Hindasah (0815-6863272), Novi (085743049998) Email: pojokbeiumy@yahoo.co.id; lel_ummy@yahoo.com <b>Brokerage : PT First Asia Capital</b>
71	Universitas PGRI Yogyakarta	Jln. PGRI I Sonosewu No. 117, Yogyakarta 55182 <b>Brokerage : PT Phintraco Securities</b>
72	Universitas Sanata Dharma	Jln. Afandi, Catur Tunggal, Kec. Depok, Kabupaten Sleman, Daerah Istimewa Yogyakarta <b>Brokerage : PT Danareksa Sekuritas</b>
73	Universitas Kristen Immanuel	Jln. Solo Km. 11,1 Daerah Istimewa Yogyakarta <b>Brokerage : PT Phintraco Securities</b>
74	Universitas Muhammadiyah Purworejo	Jln. KH. Ahmad Dahlan No. 3, Purworejo 54111 Ph. (0275) 321-494; Fax. (0275) 321-494 Contact Person: Intan Puspitasari <b>Brokerage : PT Phintraco Securities</b>
75	Universitas Tunas Pembangunan Surakarta	Fakultas Ekonomi UTP Jln. Balekambang Lor No. 1 Surakarta 57139 <b>Brokerage : PT Phintraco Securities</b>
76	Universitas Muhammadiyah Surakarta	Jln. Ahmad Yani Tromol Pos 1, Pabelan Kartasura, Surakarta Ph. (0271) 717-417; Fax. (0271) 715-448 Contact Person: Eni Setyowati Email: enisetyo12345@gmail.com <b>Brokerage : PT First Asia Capital</b>
77	IAIN Surakarta - Fakultas Ekonomi dan Bisnis Islam	Jln. Pandawa, Pucangan, Kartasura, Sukoharjo, Jawa Tengah <b>Brokerage : PT Danareksa Sekuritas</b>

No.	Name of University	Address
78	STIE YKPN, Yogyakarta	Kampus STIE YKPN, Lantai Dasar UPT Perpustakaan Jln. Seturan, Caturtunggal, Depok, Sleman, Yogyakarta 55281 Ph. (0274) 486-320,486-160; Fax. (0274) 486-155, 486-081 Contact Person: Ranti Yulianti Wardani (081328036601) Email : ranti.yulia.wardani@gmail.com <b>Brokerage : PT Danareksa Sekuritas</b>
79	STIE Widya Wiwaha	Jln. Lowanu No. 20. Sorosutan, Yogyakarta 55162 Ph. (0274) 377-091; Fax. (0274) 370-394 Contact Person : Eko Martanto (081215722605, 087838424605) <b>Brokerage : PT Phintraco Securities</b>
80	STIM YKPN (Sekolah Tinggi Ilmu Manajemen YKPN)	Jln. Palagan Tentara Pelajar Km. 7 Utara Monumen Jogja Kembali Sleman DI Yogyakarta 55581 <b>Brokerage : PT Phintraco Securities</b>
81	STIE Yayasan Karya Pendidikan (YKP) Yogyakarta	Jln. Godean Km 3, Ngestiharjo, Kasihan, Yogyakarta 55182 <b>Brokerage : PT Phintraco Securities</b>
82	STIE AAS	Jln. Slamet Riyadi No.361 Windan, Makamahaji, Kartasura, Jawa Tengah <b>Brokerage : PT Reliance Securities Tbk.</b>
83	STIE AUB, Surakarta	Jln. Mr. Sartono 40, Surakarta, Cengklik, Nusukan, Surakarta 57135 Ph. (0271) 854-803, 854-904; Fax. (0271) 853-084 Contact person: Eddy (08112636003), Yayuk (08121523045) Email : eddy_mmaub@yahoo.co.id <b>Brokerage : Reliance Securities Tbk.</b>
84	Akademi Akuntansi YKPN	Jln. Gagak Rimang No. 2 - 4 Balapan, Yogyakarta Ph. (0274) 562-317, 563-516; Fax. (0274) 561-591 Contact Person: Adi Prabata (08122966005) Email: adi.prabhata@gmail.com; adi.prabhata@aaykpn.ac.id <b>Brokerage : PT Phintraco Securities</b>
85	Universitas Slamet Riyadi Surakarta	Jln. Sumpah Pemuda No 18 Surakarta 57136 Contact Person: Dorothea Ririn Indriastuti <b>Brokerage : PT Phintraco Securities</b>
86	Universitas Kristen Surakarta	Jln. RW. Monginsidi No. 36 - 38, Surakarta 57134 Ph. & Fax. (0271) 637-145 Contact Person: Dyah Ayu Puri Palupi <b>Brokerage : PT Phintraco Securities</b>
87	Universitas Respati Yogyakarta	Fakultas Ilmu Sosial dan Ekonomi Universitas Respati Yogyakarta Jln. Laksda Adisucipto Km. 6,3 Depok, Sleman, Yogyakarta 55281 Ph. (0274) 489-780, 488-781; Fax. (0274) 489-780 Contact Person: Khaula Lutfiati Rohmah <b>Brokerage : PT Phintraco Securities</b>
88	Universitas Widya Mataram Yogyakarta - Fakultas Ekonomi	Fakultas Ekonomi Universitas Widya Mataram Yogyakarta - Dalem Mangkubumen KT III / 237, Yogyakarta 55132 Ph. (0274) 419-653 Contact Person: Syamsul Bakhri <b>Brokerage : PT Phintraco Securities</b>
89	Universitas Negeri Yogyakarta – Fakultas Ekonomi	Fakultas Ekonomi Universitas Negeri Yogyakarta Jln. Karang Malang, Yogyakarta 55281 Ph. & Fax. (0274) 554-902 Contact Person: M. Andryzal Fajar <b>Brokerage : PT Sucorinvest Central Gani</b>
90	Universitas Mercu Buana Yogyakarta - Fakultas Ekonomi	Fakultas Ekonomi Universitas Mercu Buana Yogyakarta Jln. Wates Km. 10, Sedayu, Yogyakarta 55753 Ph. (0274) 649-8211; Fax. (0274) 6498-213 Contact Person: Mushawir <b>Brokerage : PT Phintraco Securities</b>

## LAMPUNG REPRESENTATIVE OFFICE

No.	Name of University	Address
91	Universitas Lampung - Fakultas Ekonomi dan Bisnis	Jln. Prof. Dr. Soemantri Brodjonegoro No. 1, Bandar Lampung, 35141 <b>Brokerage: PT MNC Securities</b>

## DENPASAR REPRESENTATIVE OFFICE

No.	Name of University	Address
92	Faculty of Economics and Business Universitas Warmadewa	Jln. Terompong No. 24 Tanjung Bungkak, Denpasar Ph. (0361) 223-858, Fax. (0361) 244-450 Contact Person: I Made Artawan (08123977803) Email : artawan_bento@yahoo.com <b>Brokerage : PT BNI Securities</b>
93	Universitas Pendidikan Nasional, Denpasar	Jln. Bedugul No. 39, Sidakarya, Denpasar 80225 Ph. (0361) 727-433; Fax. (0361) 723-077 Contact Person: IGAA. Pradnya Dewi <b>Brokerage : PT Phillip Securities</b>
94	Faculty of Economics Universitas Mahasaraswati	Jln. Kamboja No. 11A, Denpasar Ph. (0361) 227-019, Pojok 235-043 Contact Person: I Kadek Satria Nova (083113636420) Email : satriasekar@yahoo.com <b>Brokerage : PT BNI Securities</b>
95	Universitas Teknologi Sumbawa	Jln. Olat Maras Batu Alang, Moyo Hulu Sumbawa Provinsi Nusa Tenggara Barat Ph. (0371)262-9009 Contact Person: Abdul Hadi Ilman (087701947204/0811333556) Email : abdul.ilman@gmail.com <b>Brokerage : PT Sinarmas Sekuritas</b>
96	STIE AMM Mataram	Jln. Pendidikan No. 1, Mataram, Nusa Tenggara Barat Ph. (0370) 632-051; Fax. (0370) 634-065 Contact Person: Saparudin (08175757874) Email: stie_amm@yahoo.co.id; far.afenk@gmail.com <b>Brokerage : PT Sinarmas Sekuritas</b>
97	Politeknik Negeri Bali	Jln. Kampus Bukit Jimbaran, Kuta Selatan, Badung, Bali 80364 Ph. (0361) 701-981; Fax. (0361) 701-128 Contact Person: Ni Wayan Kurnia Dewi (081392931219) Email : niwayankd@yahoo.com <b>Brokerage : PT BNI Securities</b>
98	Universitas Muhammadiyah Kupang - Fakultas Ekonomi	Jln. KH Ahmad Dahlan No.17, Fatufeto, Alak, Kota Kupang, Nusa Tenggara Timur <b>Brokerage : PT Phintraco Securities</b>

## PONTIANAK REPRESENTATIVE OFFICE

No.	Name of University	Address
99	Universitas Tanjung Pura	Jln. Ahmad Yani - Pontianak 78124 Ph. (0561) 743-465, 766-840; Fax. (0561) 442-728 Contact Person: Muhammad Fahmi (0561-764-537 / 085652378668) Email: mfahmi.accounting@gmail.com <b>Brokerage : PT Reliance Securities</b>
100	Universitas Muhammadiyah Pontianak	Jl. Ahmad Yani No. 111 Pontianak 78124 (Ph).(0561) 743-465, (Fax). (0561) 766-840 Contact Person :Dedi Hariyanto (081352505848) Email : dedi13.feunmuhpnk@gmail.com <b>Brokerage : PT Reliance Securities</b>
101	STIE Widya Dharma	Jln. HOS Cokroaminoto No. 445 Pontianak 78117 Ph. (0561) 731-966; Fax. (0561) 739-191 Contact Person: Andre Prasetya willim (08125700421) Email: andre_willim@yahoo.co.id <b>Brokerage : PT Mandiri Sekuritas</b>
102	Universitas Panca Bhakti Pontianak - Fakultas Ekonomi	Jln. Komodor Yos Sudarso, Pontianak - Kalimantan Barat <b>Contact Person: PT Indo Premier Securities</b>

## BANJARMASIN REPRESENTATIVE OFFICE

No.	Name of University	Address
103	Universitas Lambung Mangkurat (UNLAM), Banjarmasin	Faculty of Economics Jln. Brigjen. H. Hasan Basry, Banjarmasin 70123 Ph. (0511) 330-5116, 749-6639; Fax. (0511) 330-1635, 330-6654 Contact Person: Nor Hikmah (081351130178, 0511-7629612), Redawati (08125103269) Email: redawati_fe@yahoo.com; hiknor@yahoo.com <b>Brokerage : PT Valbury Asia Sekurities</b>
104	Universitas Darwan Ali	Jln. Batu Berlian No.10 Sampit Kotawaringin Timur Ph. (0531) 33-342 / 33-336 Contact Person: Heri Email: herry.unda11@gmail.com <b>Brokerage : PT First Asia Capital</b>
105	STIE Indonesia, Banjarmasin	Jln. Brigjen. H. Hasan Basry No. 9-11, Banjarmasin 70123 Ph. (0511) 326-5783; Fax. (0511) 330-5548 Contact Person: Dini Email: pojok.stieikayutangi@gmail.com; fenny23violida@gmail.com <b>Brokerage : PT First Asia Capital</b>
106	Politeknik Negeri Banjarmasin	Jln. Bridgen H. Hasan Basri, Kompleks Kampus UNLAM Kayu Tangi Banjarmasin Ph. (0511) 3305052, 3308244, 3308245; Fax. (0511) 3305052, 3308245 Contact Person : Phaureula Artha Wulandari <b>Brokerage : PT MNC Securities</b>
107	Universitas Islam Kalimantan - Fakultas Ekonomi	Fakultas Ekonomi Jln. Adiyaksa No. 2, Kayu Tangi, Banjarmasin Ph. & Fax. (0511) 330-3871 Contact Person: Hairul <b>Brokerage: PT Reliance Securites</b>
108	IAIN Antasari Banjarmasin - Fakultas Syariah dan Ekonomi Islam	Jln. Ahmad Yani Km. 4.5, Banjarmasin 70235 Ph. (0511) 326-5783 Contact Person: Ahmadi Hasan <b>Brokerage: PT Reliance Securites</b>
109	Universitas Palangka Raya - Fakultas Ekonomi	Fakultas Ekonomi Universitas Palangkaraya Jln. H. Timang, Komplek Universitas Palangkaraya <b>Brokerage : PT Phintraco Securities</b>
110	STIE Pancasetia Banjarmasin	Jln. Ahmad Yani KM 5.5, Banjarmasin Ph. 0511-325-6560 Contact Person: Freedy Jayen <b>Brokerage : PT Phillip Securities Indonesia</b>
111	STIA Bina Banua	Jln. Pramuka No. 17, Banjarmasin – Kalimantan Selatan <b>Brokerage : PT Phintraco Securities</b>

## MAKASSAR REPRESENTATIVE OFFICE

No.	Name of University	Address
112	Universitas Negeri Makassar - Fakultas Ekonomi	Jln. A.P. Pettarani Kampus UNM Gunungsari Makassar Ph. (0411) 889-464 Contact Person: Ihsan Said (081355682969) Email : ihsan_saidunm@yahoo.com <b>Brokerage : PT Reliance Securities Tbk.</b>
113	Universitas Hasanudddin - Fakultas Ekonomi	Jln. Perintis Kemerdekaan Km.10, Makassar 90245 Ph. (0411) 587-218 Contact Person: A.M. Nur Baumassepe (081242940124) Email : massepe@gmail.com <b>Brokerage : PT BNI Securities</b>
114	Yayasan Pendidikan Fajar, Ujung Pandang	Jln. Racing Center No. 101 Makassar Ph. (0411) 459-511; Fax. (0411) 441-119 Contact Person: Agus Arman (085242299930) Email : agusarman@yahoo.com <b>Brokerage : PT MNC Securities</b>

No.	Name of University	Address
115	STIE Bongaya YPBUP (STIEM Bongaya Makassar)	Jln. Mappaoddang No. 28, Makassar Ph. (0411) 873-797 Contact Person: Yuna Fajriah <b>Brokerage : PT Danareksa Sekuritas</b>
116	STIE Nobel Indonesia	Jln. Sultan Alauddin No. 212, Makassar Ph. (0411) 887-978; Fax. (0411) 887-948 Contact Person: Abdullah Abidin <b>Brokerage : PT First Asia Capital</b>
117	Universitas Muhammadiyah Makassar	Jln. Sultan Alauddin No. 259, Makassar - Sulawesi Selatan <b>Brokerage : PT Phintraco Securities</b>

**MANADO REPRESENTATIVE OFFICE**

No.	Name of University	Address
118	Universitas Klabat	(Airmadidi) Jln. Arnold Mononutu, Gedung Administrasi Base Fl., Manado 95371 - Sulawesi Utara Ph. (0431) 891-961 ext. 175, 891-035; Fax. (0431) 891-036 Contact Person: Benny Lule (081340739990), David Lumowa (081340226785) Email: benlu@unklab.ac.id; dlumowa@gmail.com <b>Brokerage : PT Millenium Danatama Sekuritas</b>
119	Unika De la selle	Kairagi I, Kombos Manado - Sulawesi Utara Ph. (0431) 871-957, 877-512; Fax. (0431) 871-972 Contact Person: Joppie Handri Supit (082293197600) Email: jsupit@unikadelasalle.ac.id <b>Brokerage : PT Sinarmas Sekuritas</b>
120	Universitas Negeri Manado	Jln. Kampus Universitas Negeri Manado Tounsar, Tondano Kab. Minahasa Ph. (0431) 321-112; Fax. (0431) 321-866 Contact Person: Aries Frits Kawulur, John Manaroinson (081340050100) Email: john_manaroinson@yahoo.com; fekonunima@yahoo.co.id <b>Brokerage : PT Millenium Danatama Sekuritas</b>
121	Universitas Sam Ratulangi, Manado	Jln. Kampus Unsrat bahu, Manado 95115, Sulawesi Utara Ph. (0431) 863-886, 863-786 Contact Person: Alfa Tumbuan (085395650212), Patrick Wauran (081389267579) Email: pojokbei.feunsrat@gmail.com; pwauran@yahoo.com <b>Brokerage : PT MNC Securities</b>
122	Universitas Negeri Gorontalo	Jln. Jendral Sudirman No. 6, Kota Gorontalo 96128 Ph. (0435) 821-125; 821-752 ; Fax. (0431) 821-752 Contact Person: Yuyu Isyana Pongoliu (085242008243), Meriyana Fransisca Dunga (085246079910) Email : adelsyana@yahoo.com; gibei_ung@yahoo.com; bmnsnvtjpsasulawesi2@gmail.com <b>Brokerage : PT Sinarmas Sekuritas</b>
123	Politeknik Negeri Manado	Jln Kampus Buha Politeknik Negeri Manado Kec. Mapanget Kota Manado Ph. (0431) 815-214; Fax. (0431) 811-568 Contact Person: Willem G. Pomantouw (081340331965), Adelbert Thomas (081242720445) Email: willempomantouw@yahoo.com; adl.thomas@yahoo.com <b>Brokerage : PT Millenium Danatama Sekuritas</b>
124	Universitas Kristen Indonesia Tomohon	Jln. Raya Talete II Kuranga Tomohon - Sulawesi Utara <b>Brokerage : PT MNC Securities</b>
125	STIE Eben Haezar Manado	Jln. Diponegoro No.4, Manado - Sulawesi Utara <b>Brokerage : PT MNC Securities</b>
126	IAIN Manado	Jln. Dr. S.H. Sarundajang, Kawasan Ringroad I, Manado - Sulawesi Utara <b>Brokerage : PT MNC Securities</b>



## JAYAPURA REPRESENTATIVE OFFICE

No.	Name of University	Address
127	Universitas Cenderawasih	Gedung Magister Akuntansi Kampus Uncen Abepura, Jayapura Ph. (0967) 572-108; Fax. (0967) 572-102 Contact Person : Taufik (081344059336) Email : taufik9899@gmail.com <b>Brokerage : PT Phintraco Securities</b>
128	Universitas Sains dan Teknologi Jayapura	Kampus USTJ, Jln. Raya Sentani, Padang Bulan, Jayapura 99351 Ph. & Fax. (0967) 582-550 Contact Person : Apner Siang (081281303131) <b>Brokerage : PT Phintraco Securities</b>
129	Universitas Yapis Papua	Kampus Universitas Yapis Papua Jln. Dr. Sam Ratulangi No. 11 Dok V Atas, PO BOX 1214 Jayapura Ph. (0967) 534-012; Fax. (0967) 537-985 Contact Person: Yamin (081334446344) Email: abienoch12@gmail.com <b>Brokerage : PT Phintraco Securities</b>
130	Universitas Musamus Merauke	Kampus Universitas Musamus Jln. Kamizaun Mopah Lama Ph. (0971) 330-6514; Fax. 0971) 325-976 Contact Person: Irene Herdjiono (081344612220) Email: irene.herdjiono@gmail.com <b>Brokerage : PT Phillip Securities</b>
131	STIE Port Numbay Jayapura	Kampus STIE Port Numbay Jln. Beringin Kelapa Dua Entrop – Jayapura Ph. & Fax. (0967) 531-444 Contact Person: John Agustinus (081333012000) Email: johnlecture69@yahoo.com <b>Brokerage : PT Phintraco Securities</b>

## BALIKPAPAN REPRESENTATIVE OFFICE

No.	Name of University	Address
132	Universitas Balikpapan	Jln. Pupuk Raya, Gunung Bahagia, Balikpapan 76114 Ph. (0542) 852-0033 Contact Person: Ronny Thomas (085246536548) Email: unibagaleri@gmail.com; qe8888@yahoo.com <b>Brokerage : PT Phintraco Securities</b>

## SURABAYA REPRESENTATIVE OFFICE

No.	Name of University	Address
133	Universitas Jember	Faculty of Economics Jln. Kalimantan 37, Kampus Tegal Boto, Jember Ph. (0331) 337-990; Fax. (0331) 332-150 Contact Person: Hari Sukarno (0811350484) Email : pojokbei.feunej@gmail.com; harisukarno2003@gmail.com <b>Brokerage : PT Reliance Securities Tbk.</b>
134	Universitas Jember	Faculty of Laws Jln. Kalimantan 37, Kampus Bumi Tegal Boto, Jember Ph. (0331) 330-224, 336-579, 580; Fax. (0331) 339-029, 337-442 Contact Person: Edi Wahjuni (082132200324) Email : pojokbei.fhunej@gmail.com; edi.wahjuni@yahoo.com <b>Brokerage : PT Kresna Graha Sekurindo Tbk.</b>
135	Universitas Islam Negeri Maulana Malik Ibrahim, Malang	Center of Laboratory & ICT (CLICT), Gedung Sosial Fakultas Ekonomi UIN Maliki, 3 <sup>rd</sup> Fl Jln. Gajayana No. 50, Malang Ph. & Fax. (0341) 558-881 Contact Person: Zaim Mukaffi (081249279574) Email: pojokbei.uinmalang@gmail.com; zaimmukaffi@yahoo.com <b>Brokerage : PT Danareksa Sekuritas</b>

No.	Name of University	Address
136	Universitas Ma Chung, Malang	Villa Puncak Tidar No. 1, Malang 65151 Ph. (0341) 550-171; Fax. (0341) 550-175 Contact Person: Dian Wijayanti (08179622808) Email: gibeimachung@gmail.com; dian.wijayanti@machung.ac.id <b>Brokerage : PT Danareksa Sekuritas</b>
137	Universitas Muhammadiyah Malang	Jln. Raya Tlogomas 246, Malang 65144 Ph. (0341) 464-318 ext 228; Fax. (0341) 460-435 Contact Person: Sudarti (08885156969) Email: pojokbei.umm@gmail.com; syam_umm@yahoo.com <b>Brokerage : PT Reliance Securities Tbk.</b>
138	Universitas Brawijaya, Malang	Jln. Mayjen Haryono No. 165, Malang Ph. (0341) 551-396, 567-040; Fax. (0341) 553-834, 567-040 Contact person: Noval Adib (081217474625) e-mail: pojokbei.universitaspbrawijaya@gmail.com; noval@ub.ac.id; pojok.bei@ub.ac.id <b>Brokerage : PT Mandiri Sekuritas</b>
139	Universitas Negeri Malang	Jln. Surabaya No. 6 Malang 65145 Ph. (0341) 575-330; Fax. (0341) 552-888 Contact Person: Yuli Widiastuti (081334198008) Email: pojokbei.um@gmail.com; bety.achadiyah@um.ac.id <b>Brokerage : PT Reliance Securities Tbk.</b>
140	Universitas Kanjuruhan Malang	Jln. Soedanco Supriadi No. 48 Malang Ph. (0341) 801-488; Fax. (0341) 831-532 Contact Person: Ati Retna Sari (089668701399) Email: gibeikanjuruhan@gmail.com <b>Brokerage : PT Phillip Securities</b>
141	Universitas Airlangga (UNAIR) , Surabaya	Jln. Airlangga, No. 4 Surabaya Ph. (031) 503-3642, 505-3156, 504-4882 Contact Person: Wisudanto (08123031388) Email: pojokbei.universitaspbairlangga@gmail.com; wisudanto@feb.unair.ac.id <b>Brokerage : PT Indo Premier Securities</b>
142	Universitas Pembangunan Nasional "Veteran" Jatim, Surabaya	FISIP, Jln. Raya Rungkut Madya, Surabaya 60294 Ph. (031) 879-4257; Fax. (031) 878-3778 Contac Person: Lia Nirawati (08155014966) Email: gibeipnajatim@gmail.com <b>Brokerage : PT MNC Securities</b>
143	Universitas Ciputra, Surabaya	UC Town, Citraland, Surabaya 60219 Ph. (031) 745-1699 ext 4022; Fax. (031) 745-1698 Contact Person: Wendra Hartono (085648888818), Krismi Budi Sienatra Email: pojokbei.universitasciputra@gmail.com <b>Brokerage : PT Maybank Kim Eng Securities</b>
144	Universitas Katolik Widya Mandala, Surabaya	Jln. Dinoyo 42-44, Surabaya Ph. (031) 567-8478; Fax. (031) 561-0818 Contact Person: Siprianus S. Sina (082143768228) Email: pojokbei.widyamandala@gmail.com; sipri.sina@gmail.com <b>Brokerage : PT Sucorinvest Central Gani</b>
145	Universitas Surabaya	Departments of Economis, Management & Accounting, Faculty of Economics Jln. Ngagel Jaya Selatan No. 169, Surabaya 60293 Ph. (031) 298-1130; Fax. (031) 298-1131 Contact Person: Werner R. Murhadi (08175075828) Email: gibeibubaya@gmail.com; wernermurhadi@gmail.com <b>Brokerage : PT Reliance Securities Tbk.</b>
146	Universitas Negeri Surabaya - Fakultas Ekonomi	Jln. Ketintang, Surabaya 60231 Ph. (031) 828-5362; Fax. (031) 829-3416 Contact Person: Ulil Hartono (081334078219) Email: ulilhartono@yahoo.com; sistaparamita@yahoo.com <b>Brokerage : PT Sucorinvest Central Gani</b>
147	Universitas 17 Agustus 1945 Surabaya	Jln. Semolowaru No. 45 Surabaya Ph.& Fax. (031) 592-5289 Contact Person: Sri Hadijono (081330191951) Email: s.hadijono56@gmail.com <b>Brokerage : PT Sucorinvest Central Gani</b>

No.	Name of University	Address
148	Universitas Nusantara PGRI Kediri	Jln. KH. Akhmad Dahlan No. 76, Kediri Ph. (0354) 771-576, 774-776; Fax. (0354). 771-576/774-776 Contact Person : Subagyo (08123584929) Email: ybnbago@yahoo.co.id <b>Brokerage : PT Sucorinvest Central Gani</b>
149	Universitas Islam Kediri	Jln. Sersan Suharmadi No. 38 Kediri Ph. (0354) 683-243; Fax. (0354) 684-651 Contact Person: Sri Luayyi (081359221588) Email: gibe.uniska@gmail.com <b>Brokerage : PT Sucorinvest Central Gani</b>
150	Universitas Muhammadiyah Gresik (UMG)	Jln. Sumatera 101 GKB Randuagung, Gresik 61121 Ph. (031) 395-1414; Fax. (031) 395-2585 Contact Person: Syaiful (081310989187) Email: pojokbei.umg@gmail.com; cakagung@yahoo.com; cakagung27@gmail.com <b>Brokerage : PT Reliance Securities</b>
151	Universitas 17 Agustus 1945, Banyuwangi	Jln. Adi Sucipto 26, Banyuwangi 68416 Ph. (0333) 411-248, 419-163; Fax. (0333) 424-980, 419-163 Contact Person: Oktavima Wisdaningrum (082245419658/ 081615067988) Email: gibe.untagbanyuwangi@gmail.com; oktavimawn@yahoo.com <b>Brokerage : PT Reliance Securities Tbk.</b>
152	Universitas Muhammadiyah Sidoarjo – Sidoarjo	Jln. Mojopahit 666B Sidoarjo Ph. (031) 894-5444; Fax. (031) 894-9333 Contact Person: Wisnu (082230429595) Email : gibe.umsida@gmail.com; wisnu.umsida@gmail.com; <b>Brokerage : PT Reliance Securities Tbk.</b>
153	Universitas Pesantren Tinggi Darul'Ulum Jombang	Komplek Pondok Pesantren Darul Ulum, Peterongan, Jombang, Jawa TImur 61481 Ph. (0321) 873-655; Fax. (0321) 875-771 Contact Person: Yuliasnita Verlandes (082140615119) Email: gibe.unipdu@gmail.com; yunitaverlandes@gmail.com <b>Brokerage : PT Reliance Securities Tbk.</b>
154	STIE Asia – Malang	Jln. Soekarno Hatta Rembeksari 1A, Malang Ph. (0341) 414-828; Fax. (0341) 414-829 Contact Person: Teguh Widodo (0811362079) Email : teguhwidodoasia@gmail.com <b>Brokerage : PT UOB Kay Hian Securities</b>
155	STIE Indonesia Malang	Jln. Megamendung No. 1-9 Malang Ph. (0341) 568-116; Fax. (0341) 563-841 Contact Person : H. Kukuh Budianto (0818380403) Email : ha_kukuhbudianto@yahoo.com <b>Brokerage : PT Bahana Securities</b>
156	STIE Malangkucecwara, Malang	Jln. Terusan Candi Kalasan Blimbing, Malang 65142 Ph. (0341) 491-813; Fax. (0341) 495-619 Contact person: Danesti (08123594129) Email: gibe.stiemce@gmail.com; dwi_deccasari@yahoo.com <b>Brokerage : PT Reliance Securities Tbk.</b>
157	STIE Indonesia (STIESIA) Surabaya	Jln. Menur Pumpungan No. 30 Surabaya Ph. (031) 594-7505; Fax. (031)593-2218 Contact Person: Bambang Hadi Santoso D. (08123014188) Email : pojokbei.stiesia@gmail.com; dwidjosumarno@gmail.com <b>Brokerage : PT Reliance Securities</b>
158	STIE Mandala, Jember	Jln. Sumatera 118-120 Jember Ph. (0331) 330-933; Fax. (0331) 330-941 Contact Person: Dimyati (033-1364-1499/085236338777), Agustin (081336549922) Email : dimyati@stie-mandala.ac.id; dimati@yahoo.com; gustin.hp@gmail.com <b>Brokerage : PT Kresna Graha Sekurindo Tbk.</b>
159	STAIN Pamekasan	Jln. Pahlawan Km 4, Pamekasan, Jawa Timur Ph. (0324) 333-187; Fax. (0324) 322-551 Contact Person: Lely Shofa Imama (085856367050) Email: gibe.stainpamekasan@gmail.com <b>Brokerage: PT Mandiri Sekuritas</b>

No.	Name of University	Address
160	Politeknik Negeri Kediri	Jln. Mayor Bismo No. 27, Kediri 64121 Ph. & Fax. (0354) 683-128 Contact Person : Wiwik Asmoro (085856854909) Email : gibeipoliteknikkediri@gmail.com; wiwikasmoro@gmail.com <b>Brokerage : PT Reliance Securities Tbk.</b>
161	Universitas Islam Malang - Fakultas Ekonomi	Jln. Mayjen Haryono 193 Malang 65144 Ph. (0341) 571-996, 582-366; Fax. (0341) 582-366, 552-249 Contact Person: Junaidi <b>Brokerage : PT Indo Premier Securities</b>
162	Universitas Internasional Semen Indonesia - Gresik	Kompleks PT. Semen Indonesia (Persero) Tbk. Jln. Veteran, Gresik – 61122 <b>Brokerage : PT Mandiri Sekuritas</b>
163	Institut Ilmu Keislaman Annuqayah (INSTIKA) - Fakultas Syariah	Bukit Lancaran Pondok Pesantren Annuqayah Guluk-Guluk, Sumenep, Madura - Jawa Timur 69463 <b>Brokerage : PT Phintraco Securities</b>
164	STIE Mahardika	Jln. Raya Wisata Menanggal No. 42A, Surabaya - Jawa Timur <b>Brokerage : PT Phintraco Securities</b>
165	Universitas Merdeka Madiun - Fakultas Ekonomi	Jln. Serayu No.79, Tromol Pos 12, Madiun - Jawa Timur <b>Brokerage : PT Bahana Securities</b>
166	Universitas Katolik Widya Mandala Madiun	Jln. Manggis No.15-17, Madiun - Jawa Timur <b>Brokerage : PT Indo Premier Securities</b>
167	Universitas Bhayangkara	Jln. Ahmad Yani 114, Surabaya - Jawa Timur <b>Brokerage : PT Phintraco Securities</b>

## KENDARI REPRESENTATIVE OFFICE

No.	Name of University	Address
168	Universitas Halu Oleo	Jln. H.E.A. Mokodompit No. 1 Kampus Hijau Bumi Tridharma, Andounohu, Kendari <b>Brokerage : PT Mega Capital Indonesia</b>

## HEAD OFFICE REPRESENTATIVE OFFICE

No.	Name of University	Address
169	Presiden University, Bekasi	Jln. Ki Hajar Dewantara Raya, Cikarang Baru, Kecamatan Cikarang Utara, Kabupaten Bekasi Jawa Barat 17550 Ph. (021) 8910-9762/63; Fax. (021) 8910-9768 Contact person: Mohamad Toha (0815-85456678) Email: tohapu1@gmail.com; presidenttaxcenter@gmail.com <b>Brokerage : PT Reliance Securities</b>
170	STIE Tri Bhakti Bekasi	Jln. Teuku Umar No. 24, Cut Meutia – Bekasi Ph. (021) 8242-9400; Fax. (021) 8242-9500 Contact person: Rr. Prasetiowati Kutra Email: tobing.helenirawati@gmail.com <b>Brokerage : PT Reliance Securities</b>
171	Universitas Gunadarma	Jln Salemba Raya No.53, Senen, Daerah Khusus Ibukota Jakarta 10440 Ph. (021) 7888-1112 Contact person: Alvin Gunda (08111909122) Email: heidyhappsari@gmail.com <b>Brokerage : PT Valbury Asia Securities</b>
172	Universitas Swiss German	Kavling Edu Town II.1 BSD City, Tangerang 15339 Ph. (021) 304-50045 ext. 5303; Fax. (021) 304-50001 Contact Person: Nila Krishawati Hidayat (08129319760), Margaretha Lingga (021-3045-0045 ext 5309/087886177324) Email: nila.hidayat@sgu.ac.id; margaretha.lingga@sgu.ac.id <b>Brokerage : PT Sinarmas Sekuritas</b>
173	Universitas Sultan Ageng Tirtayasa	Jln. Raya Jakarta KM 4, Pakupatan – Serang Ph. (0254) 280-330 ext. 249; Fax. (0254) 281-254 Contact Person: Wulan Retnowati (081806000703) Email: naulsmart@yahoo.co.id <b>Brokerage : PT Sinarmas Sekuritas</b>

No.	Name of University	Address
174	Universitas Pelita Harapan, Tangerang	Jln. M.H. Thamrin Boulevard 1100, Lippo Village, Tangerang 15811, Indonesia Ph. (021) 546-0901 ext 2213 ; Fax. (021) 546-0910 Contact Person: Sherly Tjoeng (085751682489) Email: sherly.tjoeng@uph.edu <b>Brokerage : PT Kresna Graha Sekurindo</b>
175	Universitas Bina Nusantara	Jln. K.H. Syahdan No. 9, Palmerah, Jakarta 11480 Ph. (021) 534-5830 ext 2346; Fax. (021) 530-0244 Contact Person: Yen Sun (087887883768) Email: Gsoepriyanto@binus.edu; ysun@binus.edu <b>Brokerage : CIMB Securities Indonesia</b>
176	Faculty of Law & Sharia UIN Syarif Hidayatullah Jakarta	Jln. Ir. H. Juanda No. 95, Ciputat, Tangerang Selatan, Banten 15412 Ph. (021) 747-11537; Fax. (021) 749-1821 Contact Person : Aini MN (08128714072) Email : ainihida@yahoo.com <b>Brokerage : PT Indo Premier Securities</b>
177	Universitas Bunda Mulia	Jln. Lodan Raya No. 2, Ancol, Jakarta 14430 Ph. (021) 692-9090; Fax. (021) 690-9712 Contact Person : Lelly Christin (08161946287) Email : lchristin@bundamulia.ac.id <b>Brokerage : PT MNC Securities</b>
178	Universitas Kristen Krida Wacana (UKRIDA)	Jln. Tanjung Duren Raya No. 4, Jakarta 11470 Ph. (021) 566-6952; Fax. (021) 566-6951/ 56 Contact Person: Hendry Widaja (085695885673) Email: hendry1605@yahoo.com <b>Brokerage : Kresna Graha Sekurindo Tbk.</b>
179	Universitas Mercu Buana	Jln. Meruya Selatan, Kembangan, Jakarta Barat 11650 Ph. (021) 584-0816 ext. 7104, 585-7694; Fax. (021) 587-1312, 585-7694 Contact Person: Ryani Dhyhan Parashakti (08158952694) , Zulkifli (081586569038), Aty Herawati (021-2804-1156) Email : pojok.bej@mercubuana.ac.id; ryaniparasakti@gmail.com <b>Brokerage : Valbury Asia Sekuritas</b>
180	Universitas Trisakti, Jakarta	Jln. Kyai Tapa No. 1, Grogol , Jakarta Barat 11440 Ph. (021) 566-3232, 563-8718; Fax. (021) 564-4270 Contact Person: Susy Muchtar (081585996078) Email: pojok.bej@trisakti.ac.id; susy.muchtar@gmail.com <b>Brokerage : Danareksa Sekuritas</b>
181	UPN Veteran Jakarta - Fakultas Ekonomi dan Bisnis	Faculty of Economics Jln. RS. Fatmawati, Pondok Labu, Jakarta Selatan 12450 Ph. (021) 765-6971 ext. 197/150; Fax. (021) 765-6971 ext. 138 Contact Person : Khoirul Anwar (082122571289/085292470780) Email: aswar_law@yahoo.com <b>Brokerage : PT MNC Securities</b>
182	Universitas Tarumanagara	Jln. Tanjung Duren Utara No. 1, Jakarta 11470 (Ph). (021) 565-5508, (Fax). (021) 565-5508 Contact Person : Halim Putera Siswanto (08551010117) Email: halimputera@yahoo.com <b>Brokerage : PT Sucorinvest Central Gani</b>
183	Universitas Pancasila, Jakarta	Jln. Raya Lenteng Agung, Srengseng Sawah, Jagakarsa, Jakarta Selatan 12640 Ph. (021) 787-3712; Fax. (021) 727-0133 Contact Person : Soebagy (081218888756/087887276266) Email : soebagyofeup@yahoo.co.id <b>Brokerage : PT Sucorinvest Central Gani</b>
184	Universitas Krisnadwipayana	Jln. Raya Jatiwaringin , Pondok Gede, Jakarta Timur 13077 Contact Person : Dhisti (08111012207) Email : dhisti36k@gmail.com <b>Brokerage : PT Sucorinvest Central Gani</b>
185	Universitas Bakrie	Jln. HR Rasuna Said Kav C-22 Kuningan, Jakarta 12920 Contact Person : Deri (08569861540) Email : dudi.rudianto@bakrie.ac.id <b>Brokerage : PT OSO Securities</b>

No.	Name of University	Address
186	IPMI International Business School	Jln. Rawajati Timur 1/1, Kalibata Jaksel Contact Person : Yulita Fairina Susanti (081289066100) Email : yulita.susanti@ipmi.ac.id <b>Brokerage : PT Kresna Graha Sekurindo</b>
187	Sekolah Tinggi Ilmu Ekonomi Indonesia (STEI) Jakarta	Jln. Kayu Jati Raya No. 11 A, Rawamangun, Jakarta Timur Ph. (021) 475-0321; Fax. (021) 472-2371 Contact Person: Mariah Ulfa (081398885512), Imron (08158161988) Email : sekretarisketuastei@yahoo.co.id <b>Brokerage : PT Sinarmas Sekuritas</b>
188	Sekolah Tinggi Ilmu Administrasi (STIA) Mandala Indonesia	Jln. Pangkalan Asem Raya No. 55, Cempaka Putih, Jakarta Pusat 10530 Ph. (021) 421-3380; Fax. (021) 422-8870 Contact Person : Yayak Heriyanto (08176402800) Email : llpm@stiami.ac.id <b>Brokerage : PT MNC Securities</b>
189	STIE Trisakti	Jln. Kiyai Tapa No. 20 Grogol, Jakarta 11440 Ph. (021) 566-6717 ext. 271; Fax. (021) 563-5480 Contact Person: Emir Kharismar (08568697819) Email : ekharismar@stietrisakti.ac.id <b>Brokerage : PT KDB Daewoo Securities</b>
190	STIE Indonesia Banking School	Jln. Kemang Raya No. 35, Bangka, Mampang Prapatan, Jakarta 12730 Ph. (021) 719-7138 ext. 146; Fax. (021) 719-5486 Contact Person: Gunawan (082122073725) Email : taufiq_hid2004@yahoo.co.uk; umam81@yahoo.co.uk; ibs.securitas@gmail.com; dimaspanji15@gmail.com; shoi.fitria@gmail.com <b>Brokerage : PT Sinarmas Sekuritas</b>
191	STIE Putera Sampoerna	Building A. Mulia Business Park, Jln. M.T. Haryono Kav. 58 - 60 Jakarta 12780 Ph. (021) 794-2340; Fax. (021) 794-23300 Contact Person : Eman (081283636965/(021) 794 2340 ext. 7367) Email: nuruzzaman@ssb.ac.id <b>Brokerage : PT NISP Sekuritas</b>
192	Kalbiss Institute	Jln. Pulomas Selatan Kav. 22, Jakarta 13210 Ph. (021) 47869876; Fax. (021) 47883651 Contact Person : Siti Nurjanah (085697978386), Basuki Toto Rahmanto (81519966626) Email : basuki.rahmanto@kalbis.ac.id <b>Brokerage : PT Sinarmas Sekuritas</b>
193	ABFI-Institute Perbanas	Jln. Perbanas, Karet Kuningan, Setiabudi, Jakarta 12940 Ph. (021) 525-2533, 522-2501 - 04 ext. 3602 Fax. (021) 522-8460, 522-2645, 570-4408 Contact Person: Fangki A. Sorongan (0818897932) Email : f.sorongon@perbanasinstitute.ac.id <b>Brokerage : PT Daewoo Securities Indonesia</b>
194	Universitas MH Thamrin	Jln. Bangka Raya No 2 Pela Mampang Jakarta Selatan Ph. (021) 719-2206 Contact Person: Adam (08512633517) Email : adam.alwahid@gmail.com <b>Brokerage : PT Mandiri Sekuritas</b>
195	Universitas Nasional	Universitas Nasional Jln. Sawo Manila no 61 Pejaten Pasar Minggu, Jakarta Ph. 021-7883-3307; Fax. 021-780-2718 Contact Person: Khairul (08161620131) Email : khairultobing@yahoo.com <b>Brokerage : PT Sucorinvest Central Gani</b>
196	Universitas Surya - Fakultas Sosial dan Ekonomi	Gedung 01 Scientia Business Park Jln. Boulevard Gading Serpong Blok O/1, Summarecon Serpong, Tangerang 15810 Ph. (021) 9239-9713; Fax. (021) 2967-3611 Contact Person: Victoria (081911155265), Januarby (08562243724) Email : victoria.sabon@surya.ac.id; januarby@yahoo.com <b>Brokerage : PT Sucorinvest Central Gani</b>

No.	Name of University	Address
197	Universitas Al Azhar	Kompleks Mesjid Agung Al Azhar Jln. Sisingamangaraja, Kebayoran Baru, Jakarta Selatan Contact Person: Sisca (081298836646) Email : sisca.debyola@uai.ac.id <b>Brokerage : PT MNC Securities</b>
198	Universitas Darma Persada	Jln. Radin Inten II, Pondok Kelapa, Jakarta Timur Ph. (021) 864-9051 Ext. 1019; Fax. (021) 864-9052 Contact Person: Sukardi (08128090154) Email : sukardi.sentoso19@gmail.com; umi_m73@yahoo.co.id <b>Brokerage : PT Sucorinvest Central Gani</b>
199	Universitas Matana	ARA Center, Matana University Tower Jln. CBD Barat Kav.1, Gading Serpong, Tangerang Contact Person: Yandi (0818696343) Email: yanditilly@gmail.com <b>Brokerage : PT MNC Securities</b>
199	Universitas Trisakti - Fakultas Ekonomi (Kampus F)	Universitas Trisakti (Faculty of Economics) - Kampus F Jln. Jend. Ahmad Yani No. 107, Kelurahan Cempaka Putih Timur, Cempaka Putih, Jakarta Pusat 10510 Ph. (021) 2955-5777; Fax. (021) 386-6106 Contact Person: Susy Muchtar (081585996078) Email: pojok.bei@trisakti.ac.id; susy.muchtar@gmail.com <b>Brokerage : PT MNC Securities</b>
200	Institut Teknologi Indonesia	Jln. Raya Puspiptek Serpong Kota Tangerang Selatan 15320 Contact Person: Rida (081315117473) Email: annuridya@yahoo.com <b>Brokerage : PT Indo Premier Securities</b>

