


**OFFICE OF THE DEPARTMENT OF PATHOLOGY  
SILCHAR MEDICAL COLLEGE & HOSPITAL, SILCHAR.**

**Achievement Report for Year 2018**

Month	HISTOPATHOLOGY			CYTOLOGY		
	Indoor	Outdoor	FNAC	Fluid	Others	PAP
JAN, 18	90	40	133	25	00	50
Feb, 18	130	18	166	33	00	69
March, 18	200	29	179	26	00	72
April, 18	180	68	203	24	00	75
May, 18	160	74	224	31	00	78
June, 18	188	61	228	22	00	68
July, 18	220	100	218	26	00	65
Aug, 18	190	90	212	27	00	59
Sept, 18	193	100	216	35	00	73
Oct, 18	200	46	180	25	00	68
Nov, 18	200	60	166	31	00	70
Dec, 18						



Handwritten signature of Dr. R.N. Chaubey, dated 12/12/18.


Dr. R.N. Chaubey  
Prof & HOD, Deptt of Pathology  
Silchar Medical College & Hospital

**OFFICE OF THE DEPARTMENT OF PATHOLOGY**  
**SILCHAR MEDICAL COLLEGE & HOSPITAL, SILCHAR.**

**ACHIEVEMENT REPORT OF CCL- Year 2018**

MONTH	CBC	ESR	RETIC COUNT	OTHERS	TOTAL	CSF/FLUID	URINE
JAN, 18	4399	4524	63	314	9300	211	2958
FEB, 18	4480	4566	84	349	9479	242	3164
MARCH, 18	5480	5571	66	335	11452	226	3585
APRIL, 18	5525	5699	75	428	11727	168	4684
MAY, 18	5924	5940	81	399	12344	274	5212
JUNE, 18	5251	5290	69	359	10847	188	5133
JULY, 18	6375	6940	34	526	13875	259	5226
AUG, 18	3636	3687	50	343	7716	180	4370
SEPT, 18	6708	6756	54	571	14089	152	6114
OCT, 18	6338	6398	65	522	13323	293	4869
NOV, 18	6328	6358	120	491	13297	232	4940
DEC, 18	5081	5118	515	353	11067	208	4509
TOTAL							

No of Test = CBCX 16 Parameter

  
(Dr. R.N. Chaubey)  
Prof & HOD, Deptt of Pathology  
Silchar Medical College & Hospital

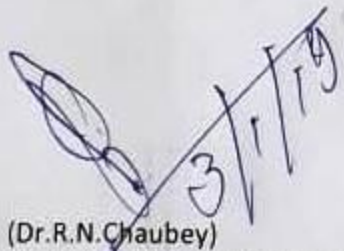
**Professor**  
**Head of the Deptt of Pathology**  
**SILCHAR MEDICAL COLLEGE, SILCHAR**

**OFFICE OF THE DEPARTMENT OF PATHOLOGY**  
**SILCHAR MEDICAL COLLEGE & HOSPITAL, SILCHAR.**

**ACHIEVEMEN REPORT FOR THE YEAR 2018**

**HEMATOLOGY**

Month	Hb Electro	Protein Electro	PT	APTT	G6PD	ANA	Coombs	Bone Marrow	Abo & Rh	Total
JAN, 18	09	01	176	47	04	22	12	14	00	245
FEB, 18	08	02	177	54	02	41	10	19	00	313
MARCH, 18	00	00	108	43	00	45	20	25	00	242
APRIL, 18	18	01	13	05	00	24	30	24	00	115
MAY, 18	19	03	00	00	00	22	16	19	00	81
JUNE, 18	24	07	00	00	00	21	21	14	00	98
JULY, 18	25	02	00	00	00	30	16	18	00	91
AUG, 18	20	06	86	38	00	25	26	09	61	272
SEPT, 18	29	06	165	57	00	24	45	13	88	427
OCT, 18	17	03	140	36	00	00	44	11	49	300
NOV, 18	23	06	150	36	00	37	34	13	51	351
DEC, 18	28	08	170	54	00	53	44	15	60	432
TOTAL										

  
3/1/19

(Dr. R.N. Chaubey)  
Prof & HOD, Deptt of Pathology  
Silchar Medical College & Hospital

**OFFICE OF DEPARTMENT OF PATHOLOGY  
SILCHAR MEDICAL COLLEGE & HOSPITAL  
GHUNGOOR, SILCHAR**

**PATHOLOGY 2018**

Month & Year	Total Hb tests conducted	Hb<7gm/dl	Total urine Tests conducted	Albumin	Sugar +ve
Jan, 2018	4399	180	2958	59	45
Feb, 2018	5071	261	3164	73	39
March, 2018	5610	275	3417	76	49
April, 2018	5205	282	3105	76	51
May, 2018	6129	259	5312	68	48
June, 2018	5405	169	5120	75	59
July, 2018	6375	254	5226	83	53
Aug, 2018	5686	246	4370	71	34
Sept, 2018	6665	276	5933	112	71
Oct, 2018	6338	269	4869	179	69
Nov, 2018	6328	282	4940	131	130
Dec, 2018	5081	273	4504	176	91

**Blood Bank**

1. No of units of Blood Collected :- 1622
2. No of Units Transfused during the Month :- 1844
3. No of HB Tests conducted :- 1662
4. Of which Number having HB<7gm/dl :- 09

(Dr. R. N. Chaubey)

Prof & HOD, Deptt of Pathology  
Silchar Medical College & Hospital

**Professor**  
**Head of the Dept of Pathology**  
SILCHAR MEDICAL COLLEGE & HOSPITAL