

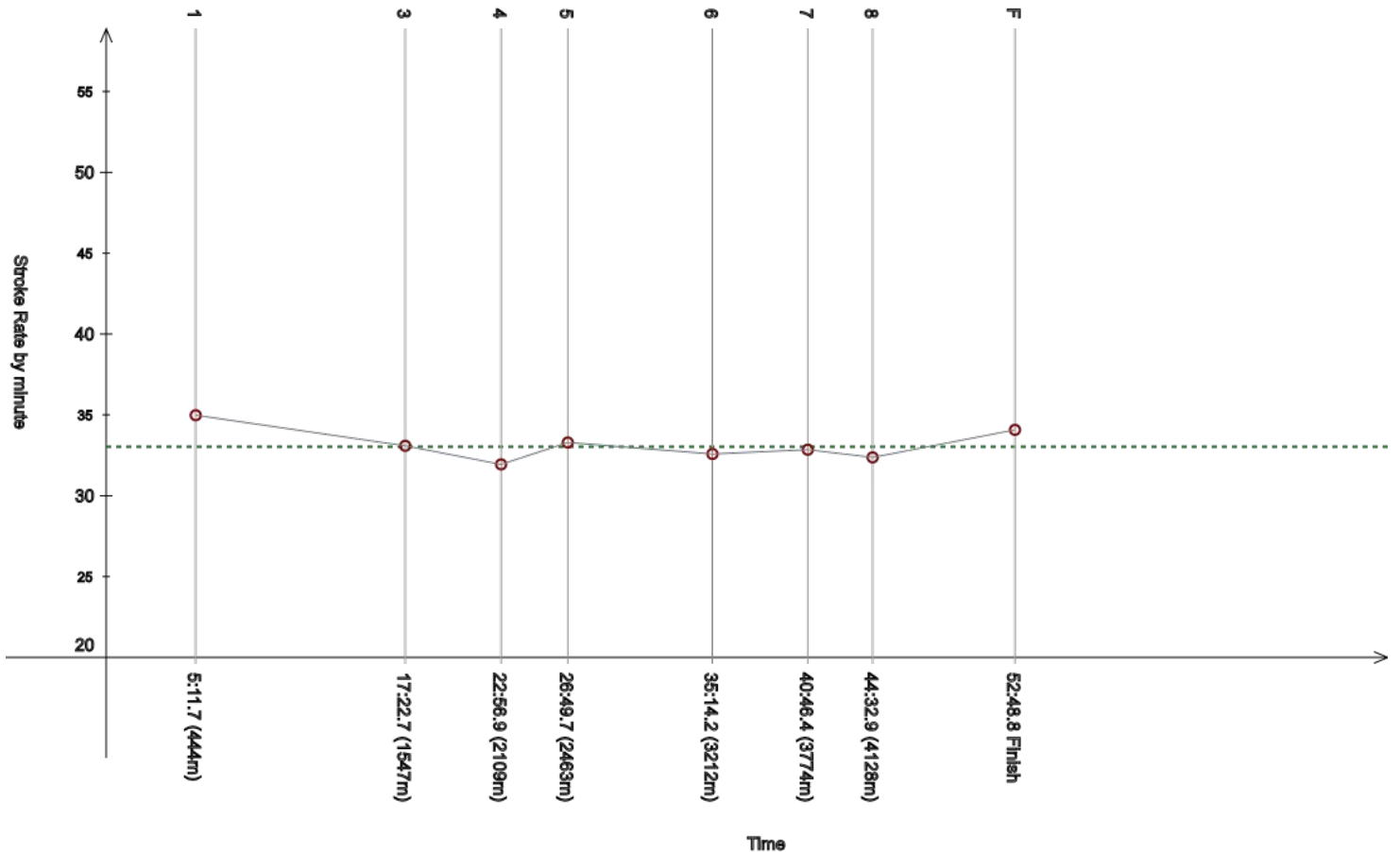
Event 102
27 JUN 2022 - 9:00

Men's 5km
5km - hommes

Race Analysis Analyse de course

Rank	Bib	Name	NAT Code	Finish Time	Gap
1	58	WELLBROCK Florian	GER	52:48.8	

Split	Time	Rank	Gap	SPM	Split	Time	Rank	Gap	SPM	Split	Time	Rank	Gap	SPM	SPM	STC
1	5:11.7	(2)	+6.6	35.0	2	-	-	-	-	3	17:22.7	(2)	+1.5	33.1		
4	22:56.9	(1)		31.9	5	26:49.7	(2)	+2.2	33.3	6	35:14.2	(1)		32.6	33.0	1753
7	40:46.4	(1)		32.8	8	44:32.9	(1)		32.4	F	52:48.8	(1)		34.1		



Legend:			
+	Gap or time behind	-	Information not available
F	Finish	SPM	Average strokes per minute
---	Stroke Rate Average	STC	Total strokes

Official Timekeeping by OMEGA

Event 102
27 JUN 2022 - 9:00

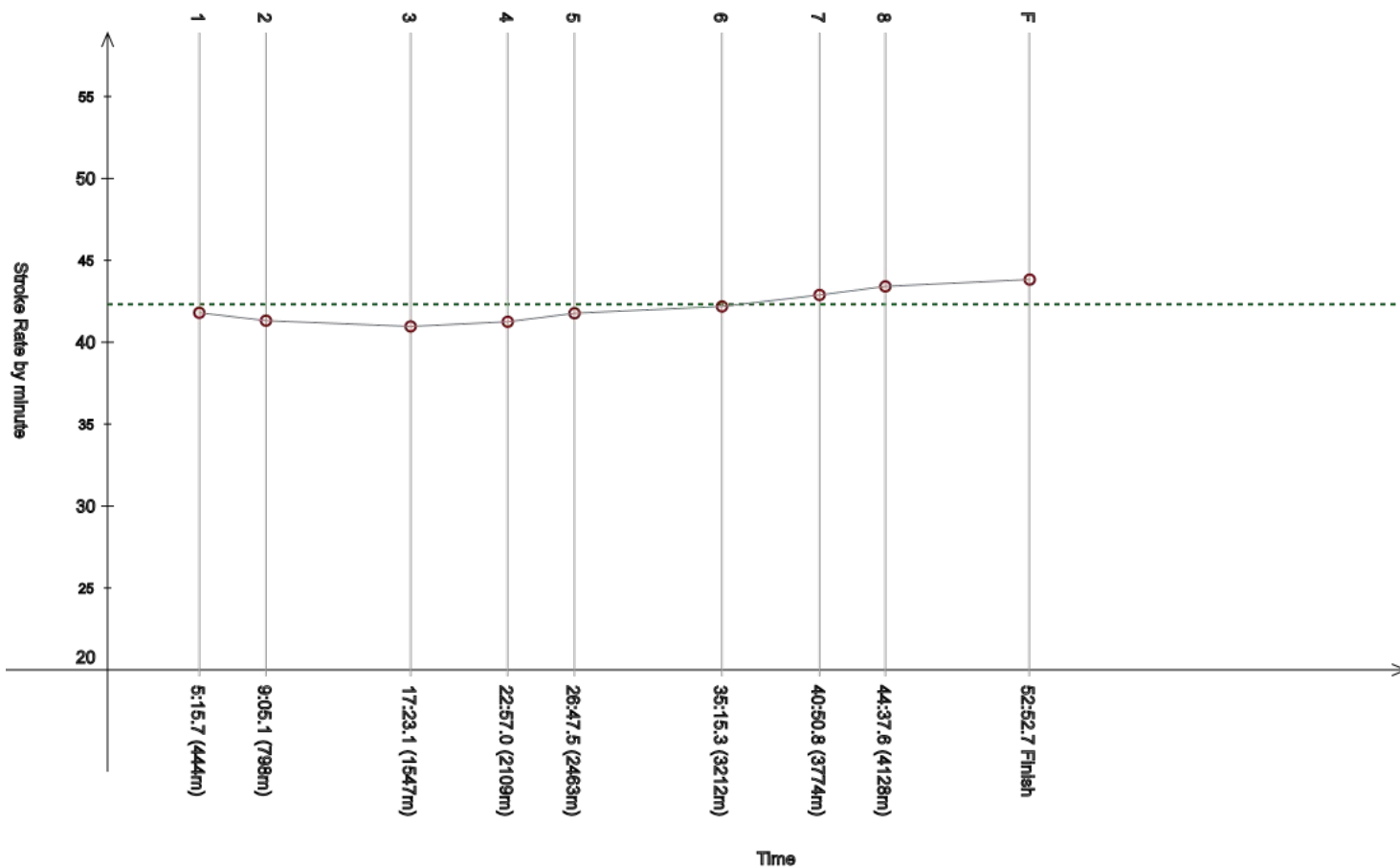
Men's 5km
5km - hommes

Race Analysis

Analyse de course

Rank	Bib	Name	NAT Code	Finish Time	Gap
2	26	PALTRINIERI Gregorio	ITA	52:52.7	+3.9

Split	Time	Rank	Gap	SPM	Split	Time	Rank	Gap	SPM	Split	Time	Rank	Gap	SPM	SPM	STC
1	5:15.7	(5)	+10.6	41.8	2	9:05.1	(3)	+4.1	41.3	3	17:23.1	(3)	+1.9	41.0		
4	22:57.0	(2)	+0.1	41.3	5	26:47.5	(1)		41.8	6	35:15.3	(2)	+1.1	42.2	42.3	2233
7	40:50.8	(2)	+4.4	42.9	8	44:37.6	(2)	+4.7	43.4	F	52:52.7	(2)	+3.9	43.8		



Legend:	+ Gap or time behind	---- Stroke Rate Average	F Finish	SPM Average strokes per minute
STC Total strokes				

Official Timekeeping by OMEGA

Event 102
27 JUN 2022 - 9:00

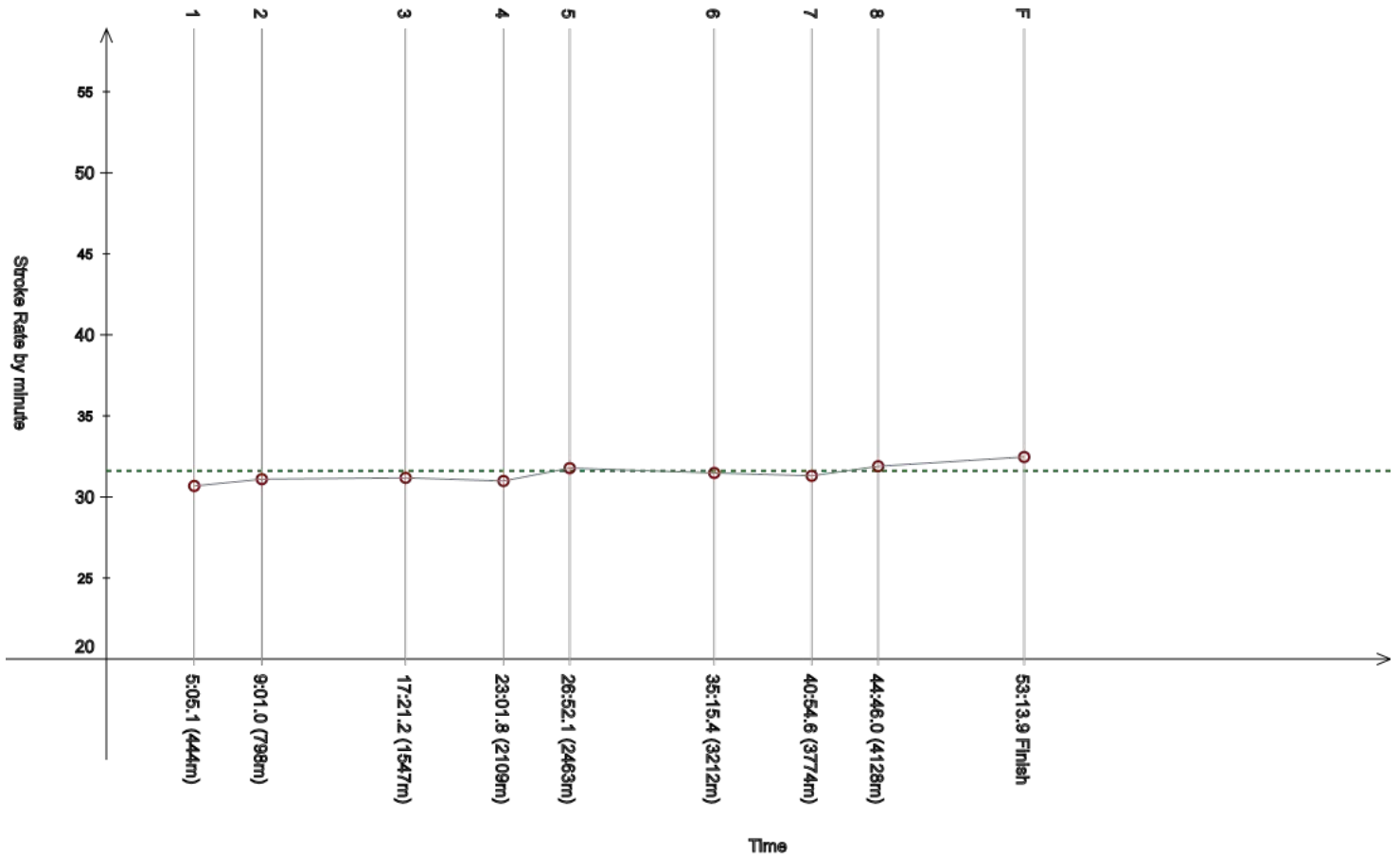
Men's 5km
5km - hommes

Race Analysis

Analyse de course

Rank	Bib	Name	NAT Code	Finish Time	Gap
3	9	ROMANCHUK Mykhailo	UKR	53:13.9	+25.1

Split	Time	Rank	Gap	SPM	Split	Time	Rank	Gap	SPM	Split	Time	Rank	Gap	SPM	SPM	STC
1	5:05.1	(1)		30.7	2	9:01.0	(1)		31.1	3	17:21.2	(1)		31.2		
4	23:01.8	(4)	+4.9	31.0	5	26:52.1	(3)	+4.6	31.8	6	35:15.4	(3)	+1.2	31.5	31.6	1684
7	40:54.6	(3)	+8.2	31.3	8	44:46.0	(3)	+13.1	31.9	F	53:13.9	(3)	+25.1	32.5		



Legend:	+ Gap or time behind	---- Stroke Rate Average	F Finish	SPM Average strokes per minute
STC Total strokes				

Official Timekeeping by OMEGA

Event 102
27 JUN 2022 - 9:00

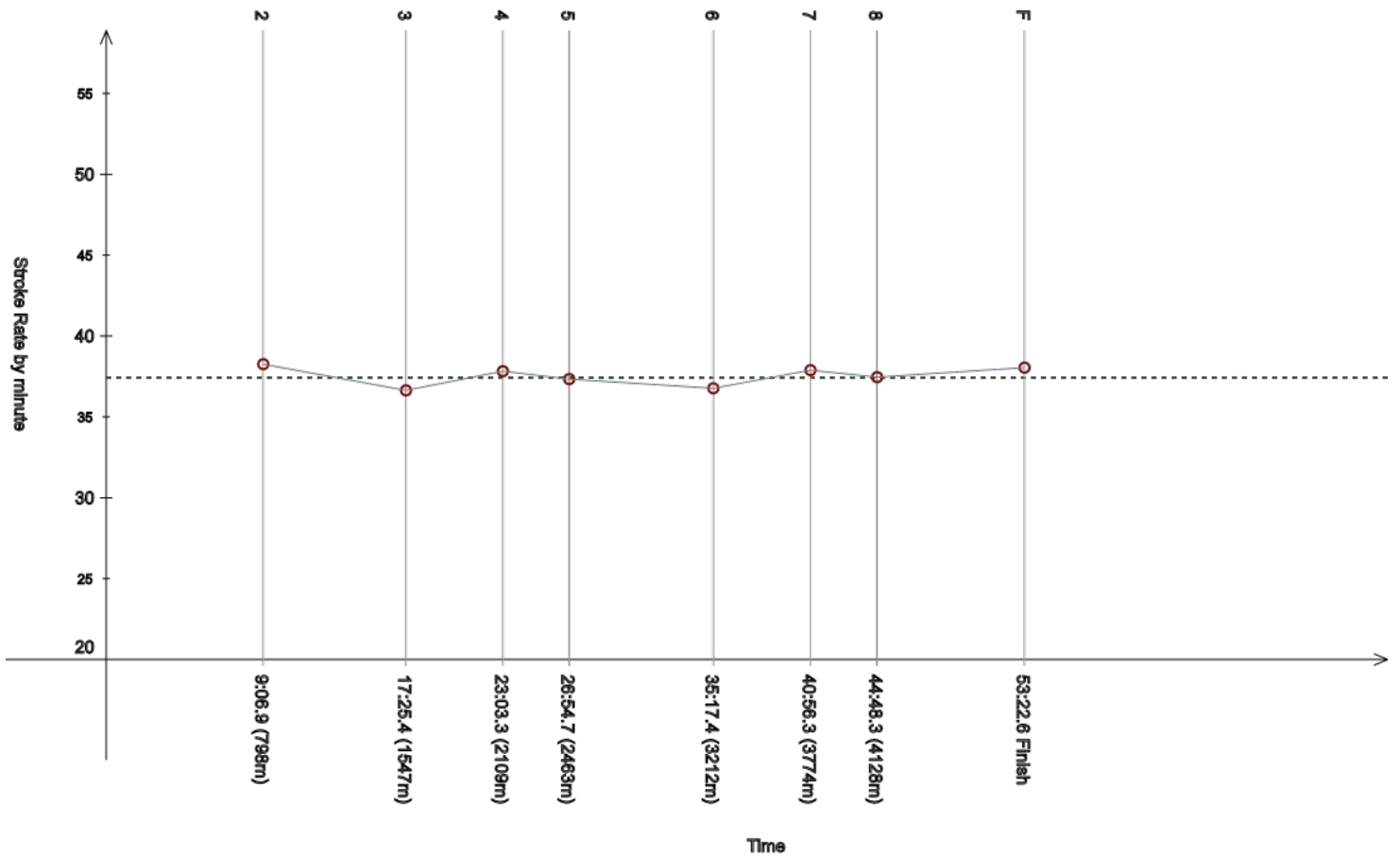
Men's 5km
5km - hommes

Race Analysis

Analyse de course

Rank	Bib	Name	NAT Code	Finish Time	Gap
4	53	ACERENZA Domenico	ITA	53:22.6	+33.8

Split	Time	Rank	Gap	SPM	Split	Time	Rank	Gap	SPM	Split	Time	Rank	Gap	SPM	SPM	STC
1	-	-	-	-	2	9:06.9	(4)	+5.9	38.3	3	17:25.4	(5)	+4.2	36.6		
4	23:03.3	(6)	+6.4	37.8	5	26:54.7	(5)	+7.2	37.3	6	35:17.4	(4)	+3.2	36.8	37.4	2004
7	40:56.3	(4)	+9.9	37.9	8	44:48.3	(4)	+15.4	37.5	F	53:22.6	(4)	+33.8	38.0		



Legend:					
+	Gap or time behind	-	Information not available	---	Stroke Rate Average
F	Finish	SPM	Average strokes per minute	STC	Total strokes

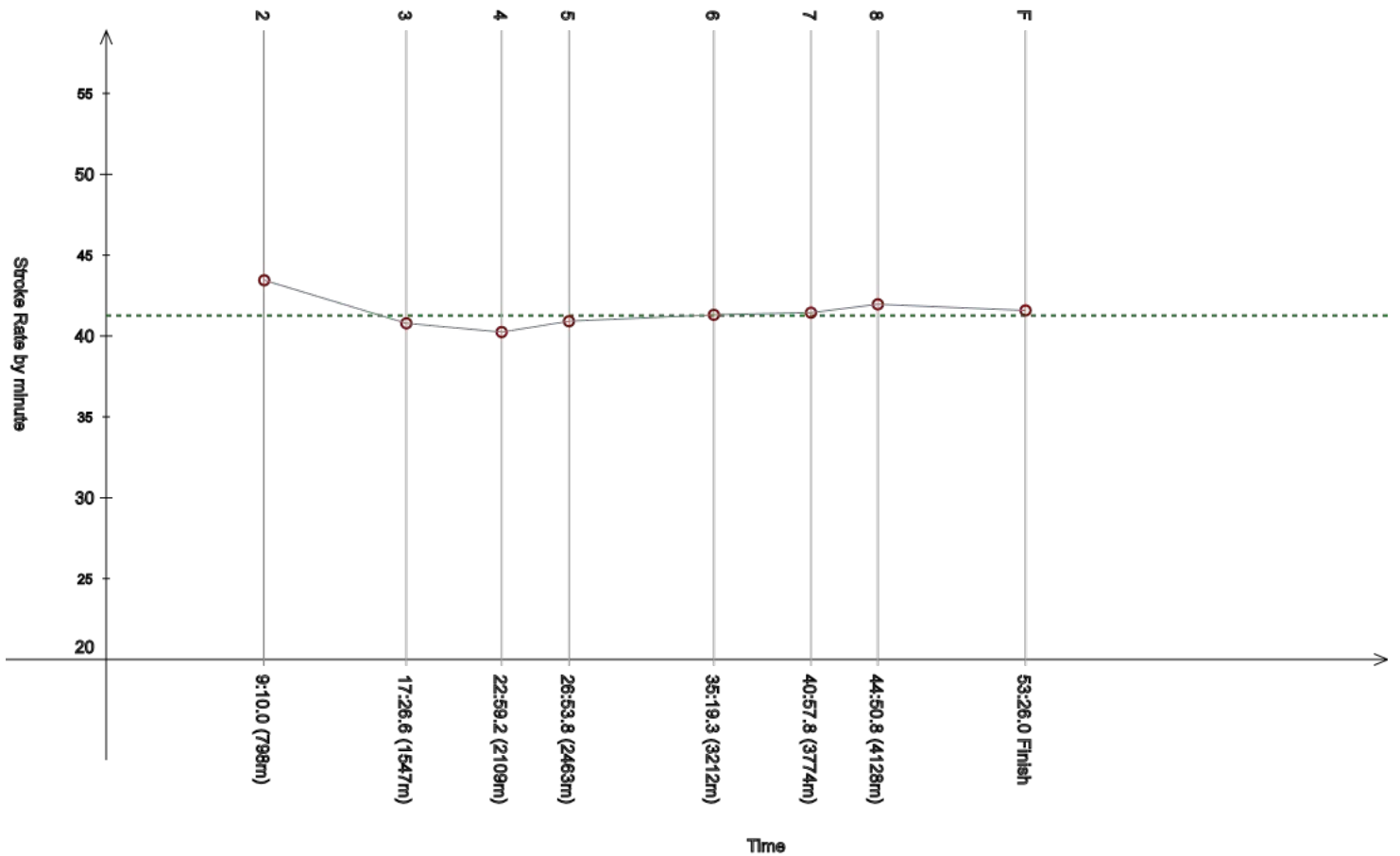
Official Timekeeping by OMEGA

Event 102
27 JUN 2022 - 9:00

Men's 5km
5km - hommes

Race Analysis Analyse de course

Rank	Bib	Name	NAT Code					Finish Time	Gap							
5	38	OLIVIER Marc-Antoine	FRA					53:26.0	+37.2							
Split	Time	Rank	Gap	SPM	Split	Time	Rank	Gap	SPM	Split	Time	Rank	Gap	SPM	SPM	STC
1	-	-	-	-	2	9:10.0	(8)	+9.0	43.5	3	17:26.6	(6)	+5.4	40.8		
4	22:59.2	(3)	+2.3	40.2	5	26:53.8	(4)	+6.3	40.9	6	35:19.3	(5)	+5.1	41.3	41.3	2210
7	40:57.8	(5)	+11.4	41.4	8	44:50.8	(5)	+17.9	42.0	F	53:26.0	(5)	+37.2	41.6		



Legend:			
+	Gap or time behind	-	Information not available
F	Finish	SPM	Average strokes per minute
---	Stroke Rate Average	STC	Total strokes

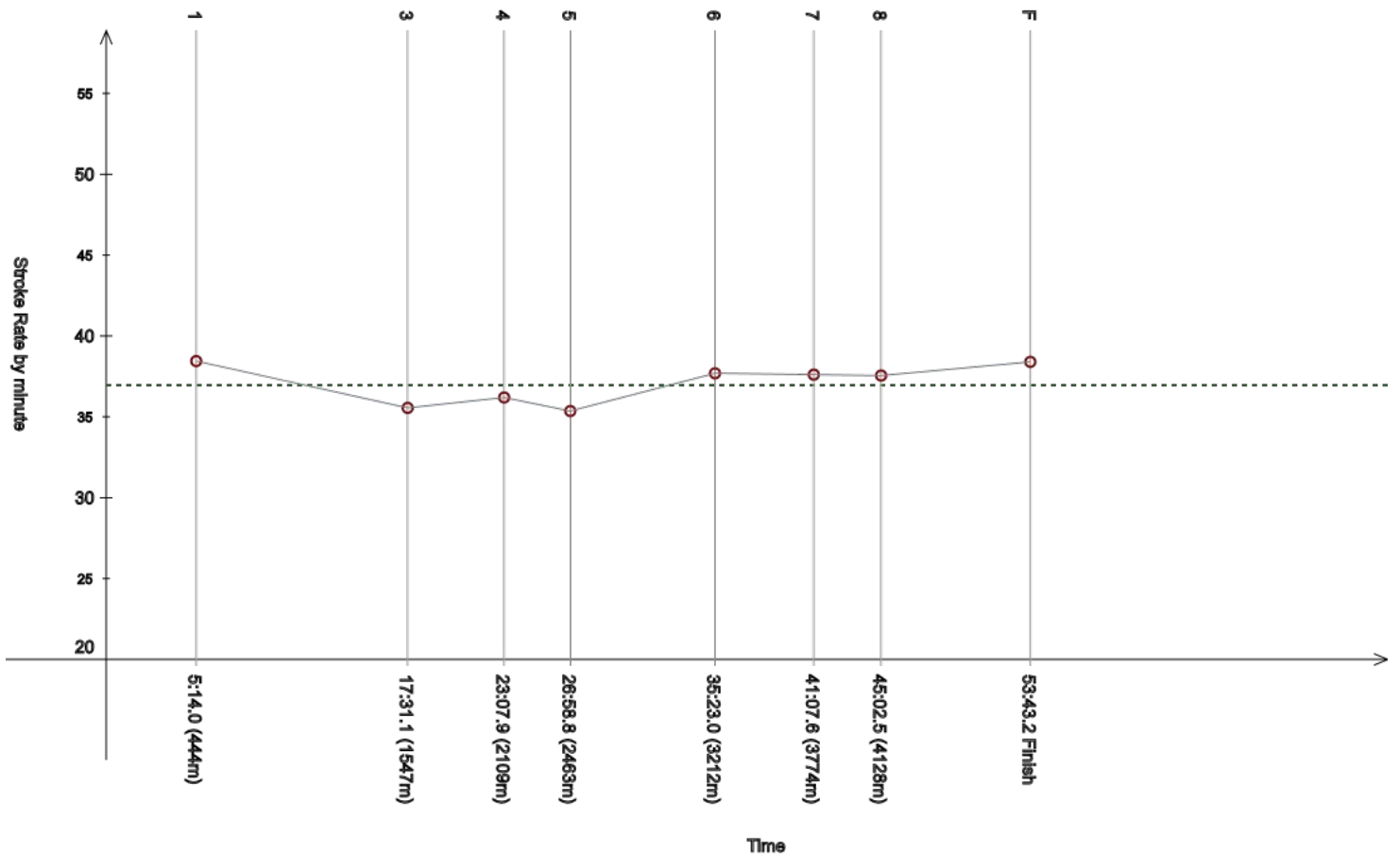
Official Timekeeping by OMEGA

Event 102
27 JUN 2022 - 9:00

Men's 5km
5km - hommes

Race Analysis Analyse de course

Rank	Bib	Name	NAT Code					Finish Time	Gap							
6	19	FONTAINE Logan	FRA					53:43.2	+54.4							
Split	Time	Rank	Gap	SPM	Split	Time	Rank	Gap	SPM	Split	Time	Rank	Gap	SPM	SPM	STC
1	5:14.0	(4)	+8.9	38.5	2	-	-	-	-	3	17:31.1	(8)	+9.9	35.6		
4	23:07.9	(8)	+11.0	36.2	5	26:58.8	(8)	+11.3	35.4	6	35:23.0	(6)	+8.8	37.7	37.0	2034
7	41:07.6	(6)	+21.2	37.6	8	45:02.5	(6)	+29.6	37.6	F	53:43.2	(6)	+54.4	38.4		



Legend:					
+	Gap or time behind	-	Information not available	----	Stroke Rate Average
F	Finish	SPM	Average strokes per minute	STC	Total strokes

Official Timekeeping by OMEGA

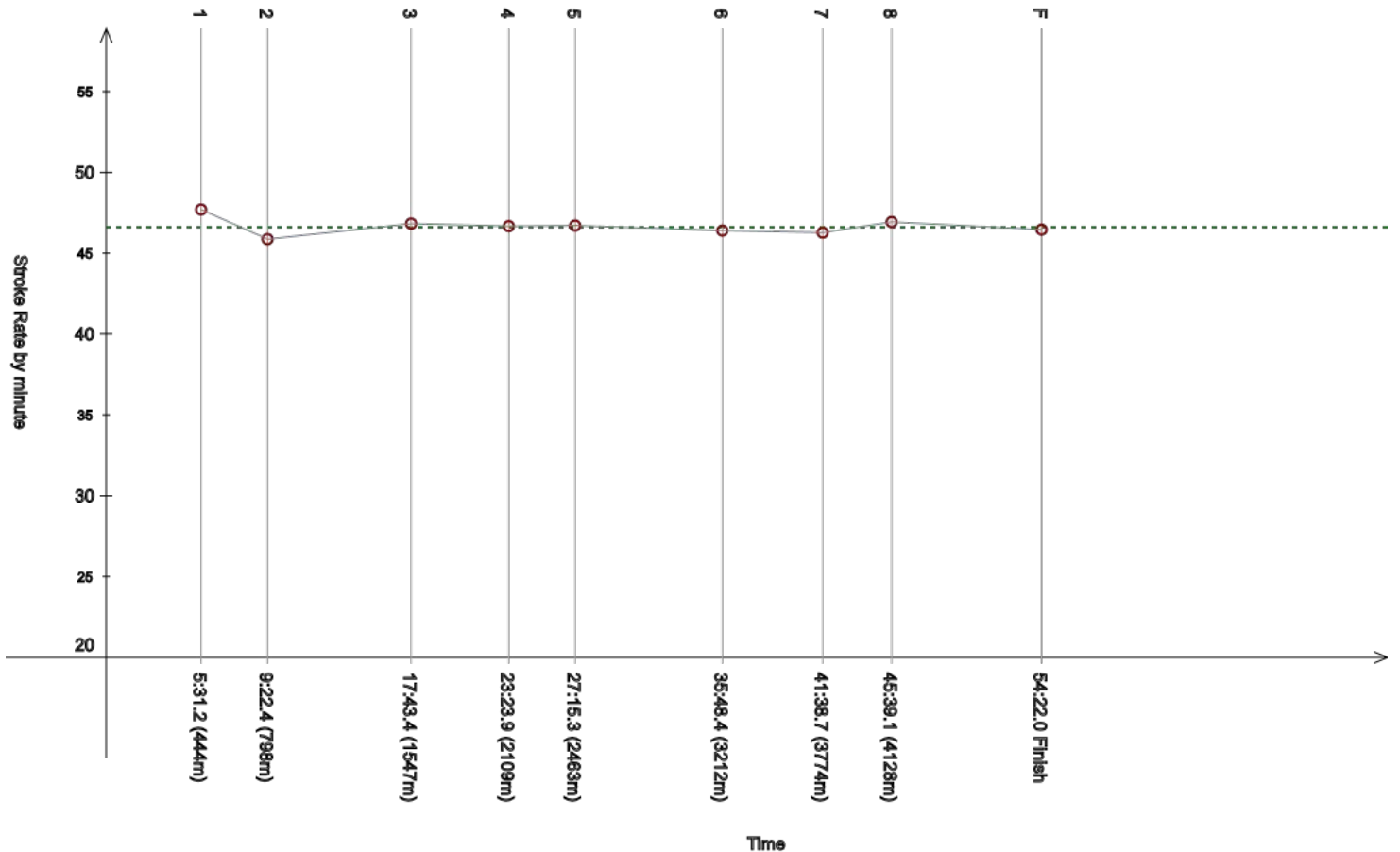
Event 102
27 JUN 2022 - 9:00

Men's 5km
5km - hommes

Race Analysis Analyse de course

Rank	Bib	Name	NAT Code	Finish Time	Gap
7	39	BETLEHEM David	HUN	54:22.0	+1:33.2

Split	Time	Rank	Gap	SPM	Split	Time	Rank	Gap	SPM	Split	Time	Rank	Gap	SPM	SPM	STC
1	5:31.2	(=20)	+26.1	47.7	2	9:22.4	(22)	+21.4	45.9	3	17:43.4	(13)	+22.2	46.8		
4	23:23.9	(11)	+27.0	46.7	5	27:15.3	(11)	+27.8	46.7	6	35:48.4	(11)	+34.2	46.4	46.6	2530
7	41:38.7	(8)	+52.3	46.3	8	45:39.1	(9)	++	46.9	F	54:22.0	(7)	++	46.5		



Legend:	+ Gap or time behind	++ One minute or more behind in split time	--- Stroke Rate Average
F Finish	SPM Average strokes per minute	STC Total strokes	

Official Timekeeping by OMEGA

Event 102

27 JUN 2022 - 9:00

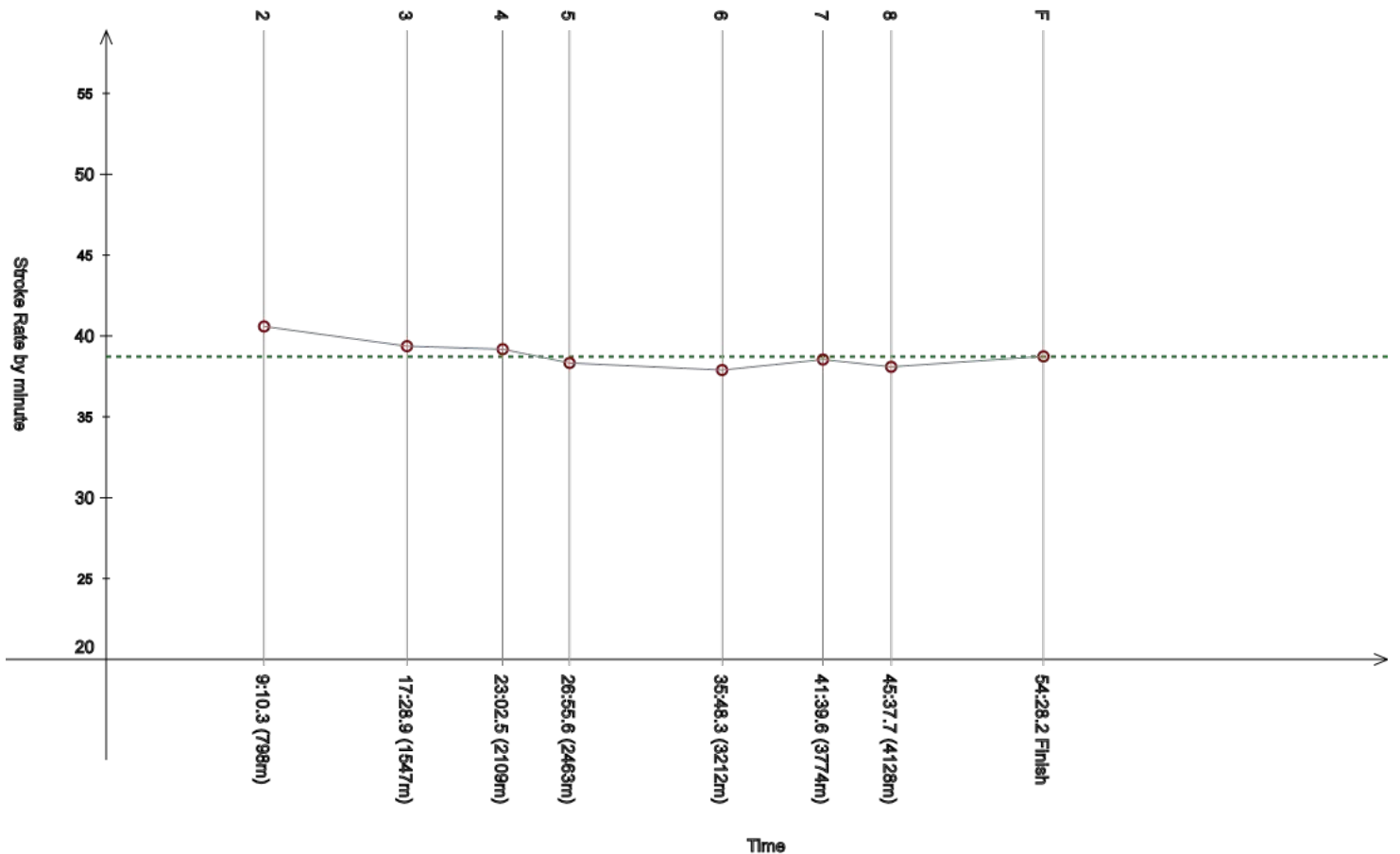
Men's 5km

5km - hommes

Race Analysis

Analyse de course

Rank	Bib	Name	NAT Code					Finish Time	Gap							
8	43	LEE Kyle	AUS					54:28.2	+1:39.4							
Split	Time	Rank	Gap	SPM	Split	Time	Rank	Gap	SPM	Split	Time	Rank	Gap	SPM	SPM	STC
1	-	-	-	-	2	9:10.3	(9)	+9.3	40.6	3	17:28.9	(7)	+7.7	39.4		
4	23:02.5	(5)	+5.6	39.2	5	26:55.6	(6)	+8.1	38.3	6	35:48.3	(10)	+34.1	37.9	38.7	2143
7	41:39.6	(9)	+53.2	38.5	8	45:37.7	(8)	++	38.1	F	54:28.2	(8)	++	38.7		



Legend:			
+	Gap or time behind	++	One minute or more behind in split time
-	Information not available	----	Stroke Rate Average
F	Finish	SPM	Average strokes per minute
STC	Total strokes		

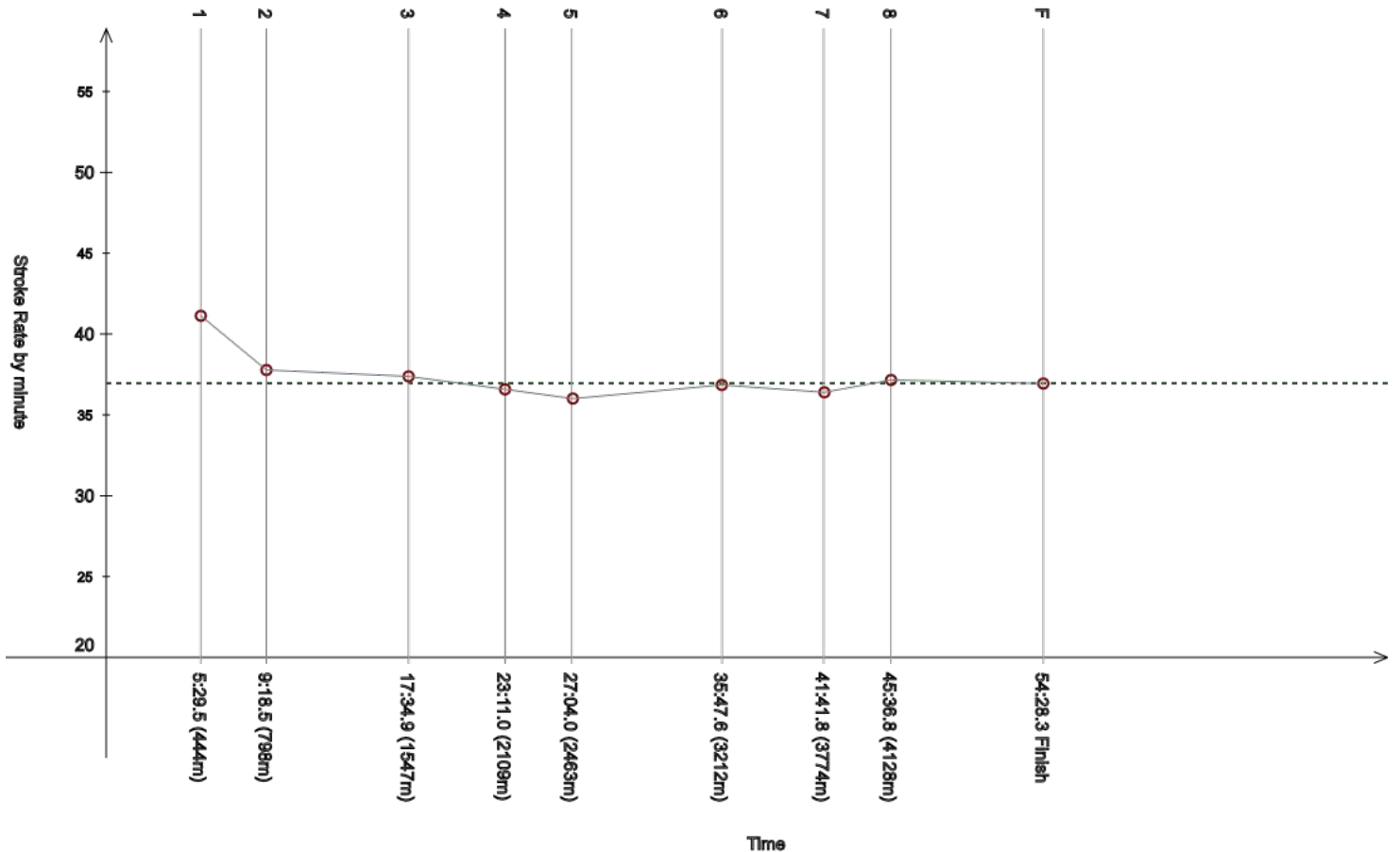
Official Timekeeping by OMEGA

Event 102
27 JUN 2022 - 9:00

Men's 5km
5km - hommes

Race Analysis Analyse de course

Rank	Bib	Name	NAT Code					Finish Time	Gap							
9	33	RASOVSKY Kristof	HUN					54:28.3	+1:39.5							
Split	Time	Rank	Gap	SPM	Split	Time	Rank	Gap	SPM	Split	Time	Rank	Gap	SPM	SPM	STC
1	5:29.5	(15)	+24.4	41.1	2	9:18.5	(16)	+17.5	37.8	3	17:34.9	(9)	+13.7	37.4		
4	23:11.0	(9)	+14.1	36.6	5	27:04.0	(10)	+16.5	36.0	6	35:47.6	(9)	+33.4	36.8	37.0	2034
7	41:41.8	(10)	+55.4	36.4	8	45:36.8	(7)	++	37.2	F	54:28.3	(9)	++	36.9		



Legend:			
+	Gap or time behind	++	One minute or more behind in split time
F	Finish	SPM	Average strokes per minute
---	Stroke Rate Average	STC	Total strokes

Official Timekeeping by OMEGA

Event 102

27 JUN 2022 - 9:00

Men's 5km

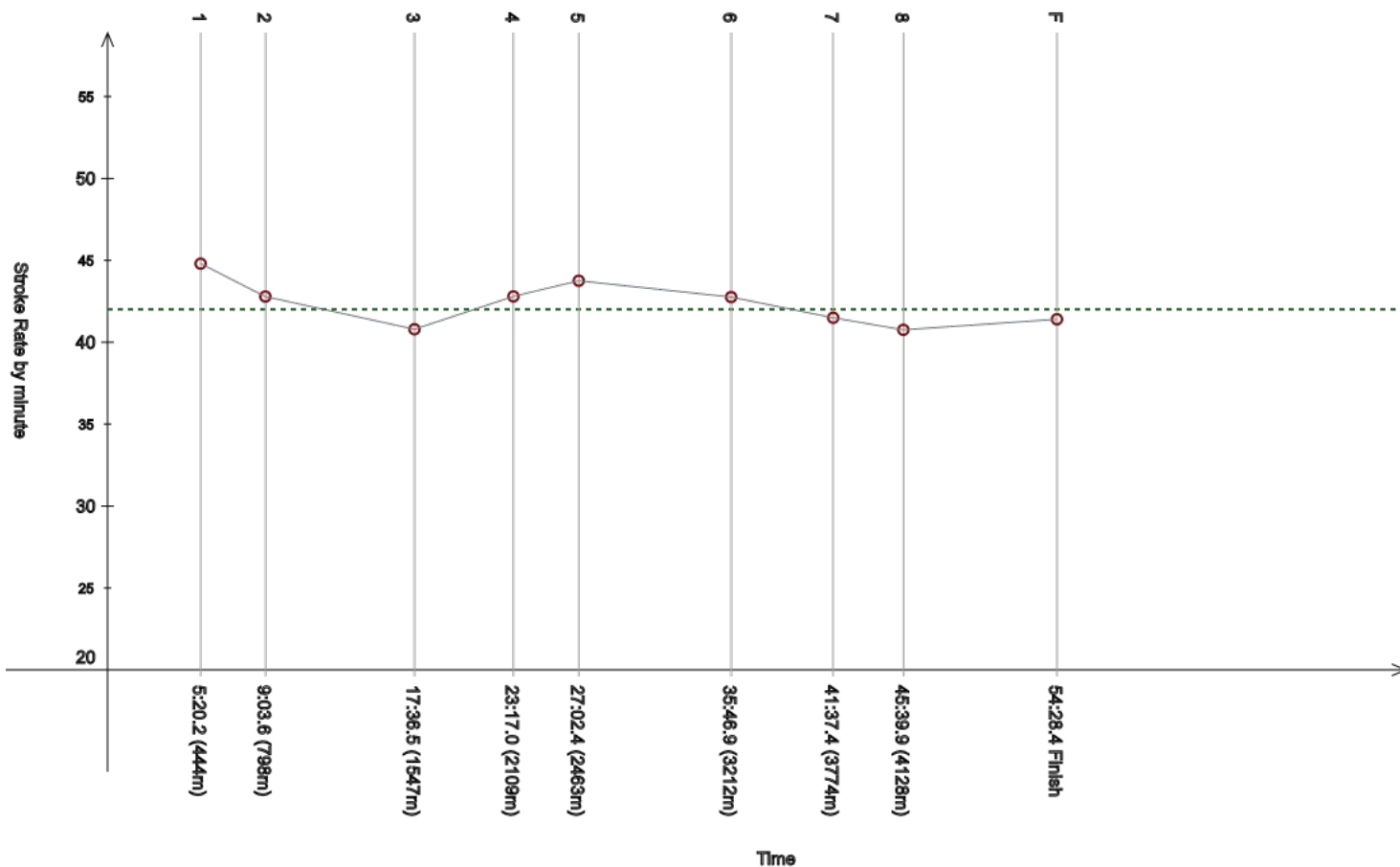
5km - hommes

Race Analysis

Analyse de course

Rank	Bib	Name	NAT Code	Finish Time	Gap
10	54	SLOMAN Nicholas	AUS	54:28.4	+1:39.6

Split	Time	Rank	Gap	SPM	Split	Time	Rank	Gap	SPM	Split	Time	Rank	Gap	SPM	SPM	STC
1	5:20.2	(7)	+15.1	44.8	2	9:03.6	(2)	+2.6	42.8	3	17:36.5	(10)	+15.3	40.8		
4	23:17.0	(10)	+20.1	42.8	5	27:02.4	(9)	+14.9	43.8	6	35:46.9	(8)	+32.7	42.8	42.0	2296
7	41:37.4	(7)	+51.0	41.5	8	45:39.9	(10)	++	40.8	F	54:28.4	(=10)	++	41.4		



Legend:			
+	Gap or time behind	++	One minute or more behind in split time
F	Finish	SPM	Average strokes per minute
---	Stroke Rate Average	STC	Total strokes

Official Timekeeping by OMEGA

Event 102

27 JUN 2022 - 9:00

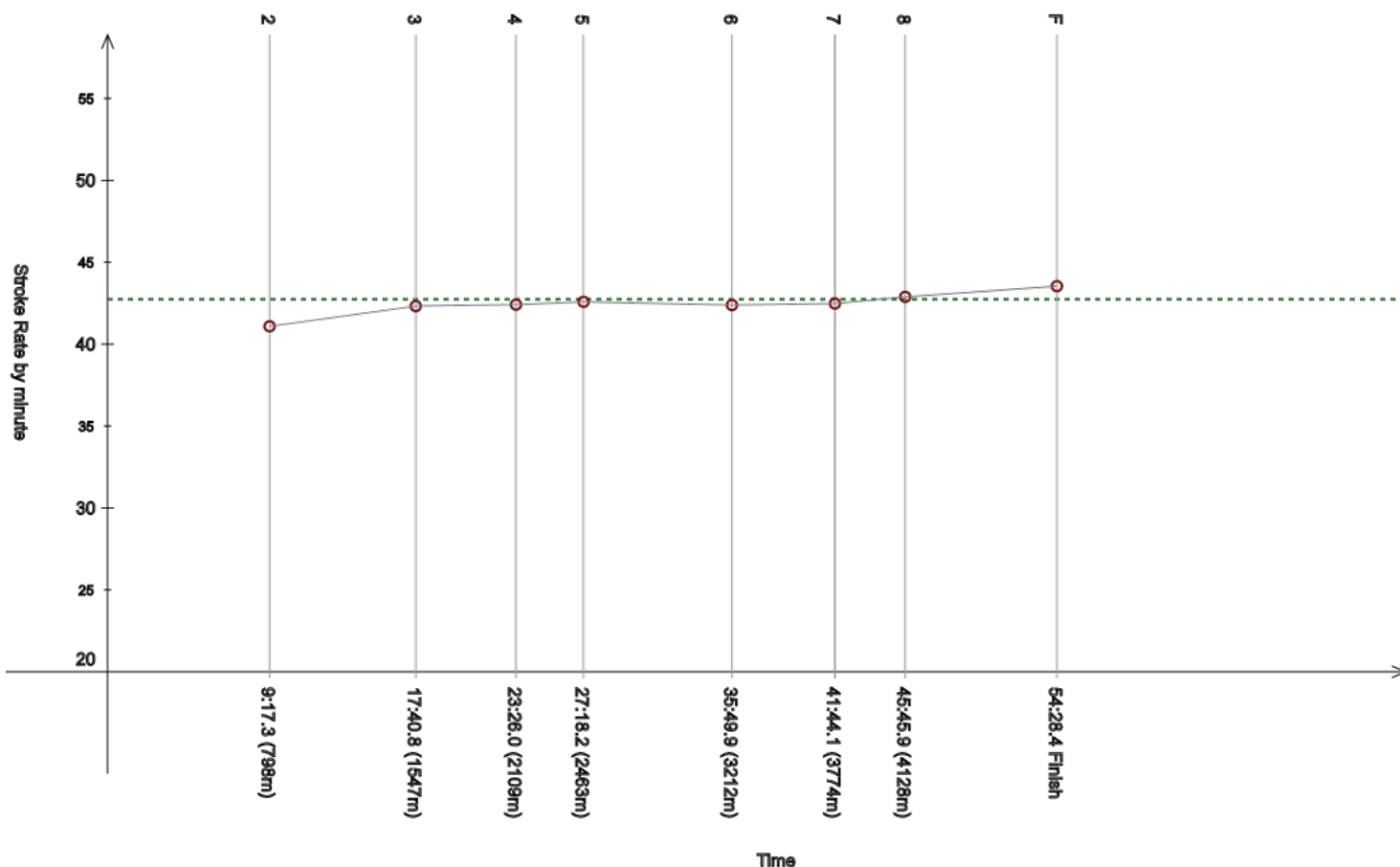
Men's 5km

5km - hommes

Race Analysis Analyse de course

Rank	Bib	Name	NAT Code	Finish Time	Gap
10	11	GRAVLEY Brennan	USA	54:28.4	+1:39.6

Split	Time	Rank	Gap	SPM	Split	Time	Rank	Gap	SPM	Split	Time	Rank	Gap	SPM	SPM	STC
1	-	-	-	-	2	9:17.3	(14)	+16.3	41.1	3	17:40.8	(12)	+19.6	42.3		
4	23:26.0	(12)	+29.1	42.4	5	27:18.2	(12)	+30.7	42.6	6	35:49.9	(12)	+35.7	42.4	42.7	2328
7	41:44.1	(11)	+57.7	42.5	8	45:45.9	(11)	++	42.9	F	54:28.4	(=10)	++	43.5		



Legend:			
+	Gap or time behind	++	One minute or more behind in split time
-	Information not available	----	Stroke Rate Average
F	Finish	SPM	Average strokes per minute
STC	Total strokes		

Official Timekeeping by OMEGA

Event 102

27 JUN 2022 - 9:00

Men's 5km

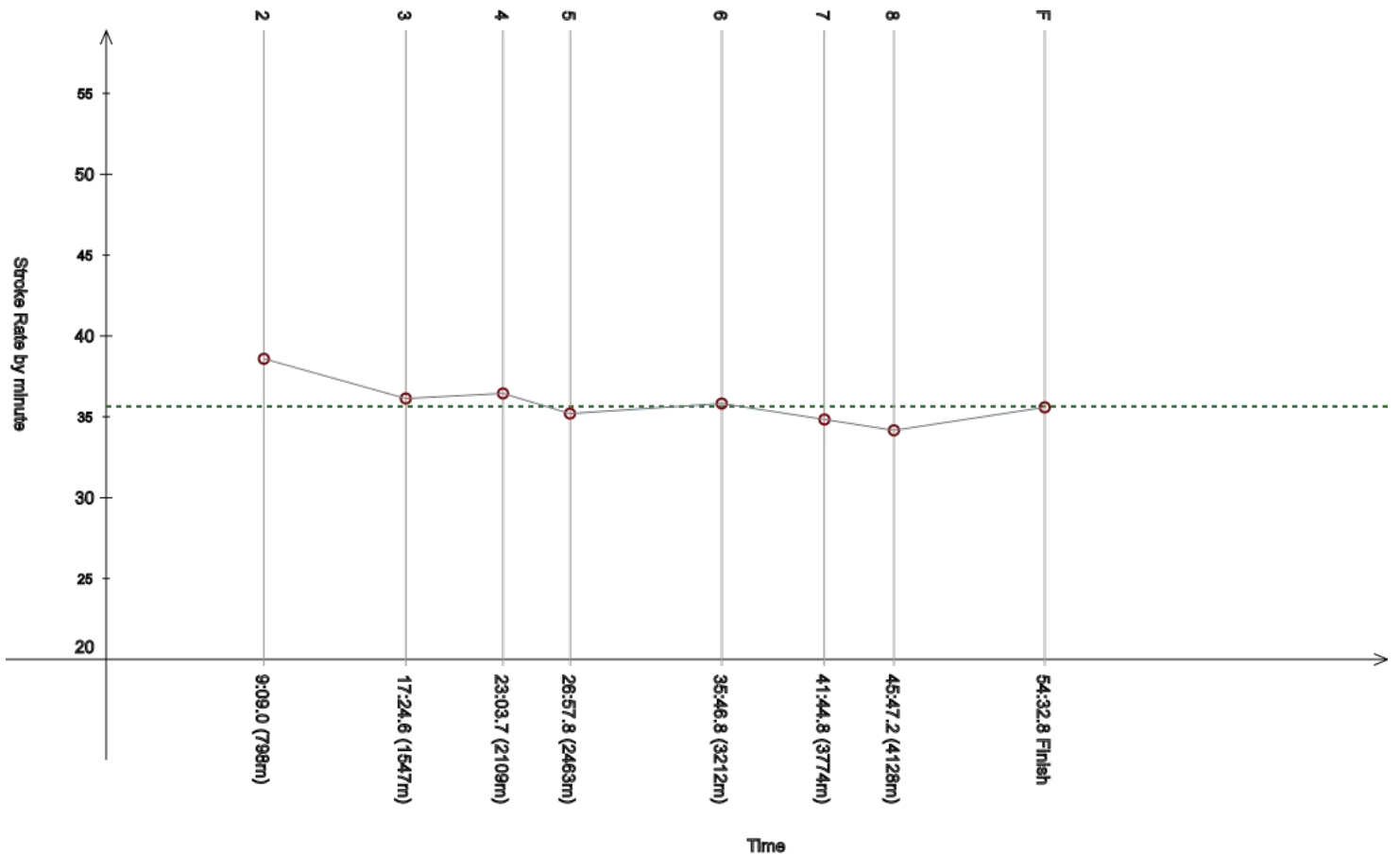
5km - hommes

Race Analysis

Analyse de course

Rank	Bib	Name	NAT Code	Finish Time	Gap
12	23	KYNIGAKIS Athanasios	GRE	54:32.8	+1:44.0

Split	Time	Rank	Gap	SPM	Split	Time	Rank	Gap	SPM	Split	Time	Rank	Gap	SPM	SPM	STC
1	-	-	-	-	2	9:09.0	(=5)	+8.0	38.6	3	17:24.6	(4)	+3.4	36.1		
4	23:03.7	(7)	+6.8	36.4	5	26:57.8	(7)	+10.3	35.2	6	35:46.8	(7)	+32.6	35.8	35.6	1981
7	41:44.8	(12)	+58.4	34.8	8	45:47.2	(12)	++	34.2	F	54:32.8	(12)	++	35.6		



Legend:			
+	Gap or time behind	++	One minute or more behind in split time
-	Information not available	----	Stroke Rate Average
F	Finish	SPM	Average strokes per minute
STC	Total strokes		

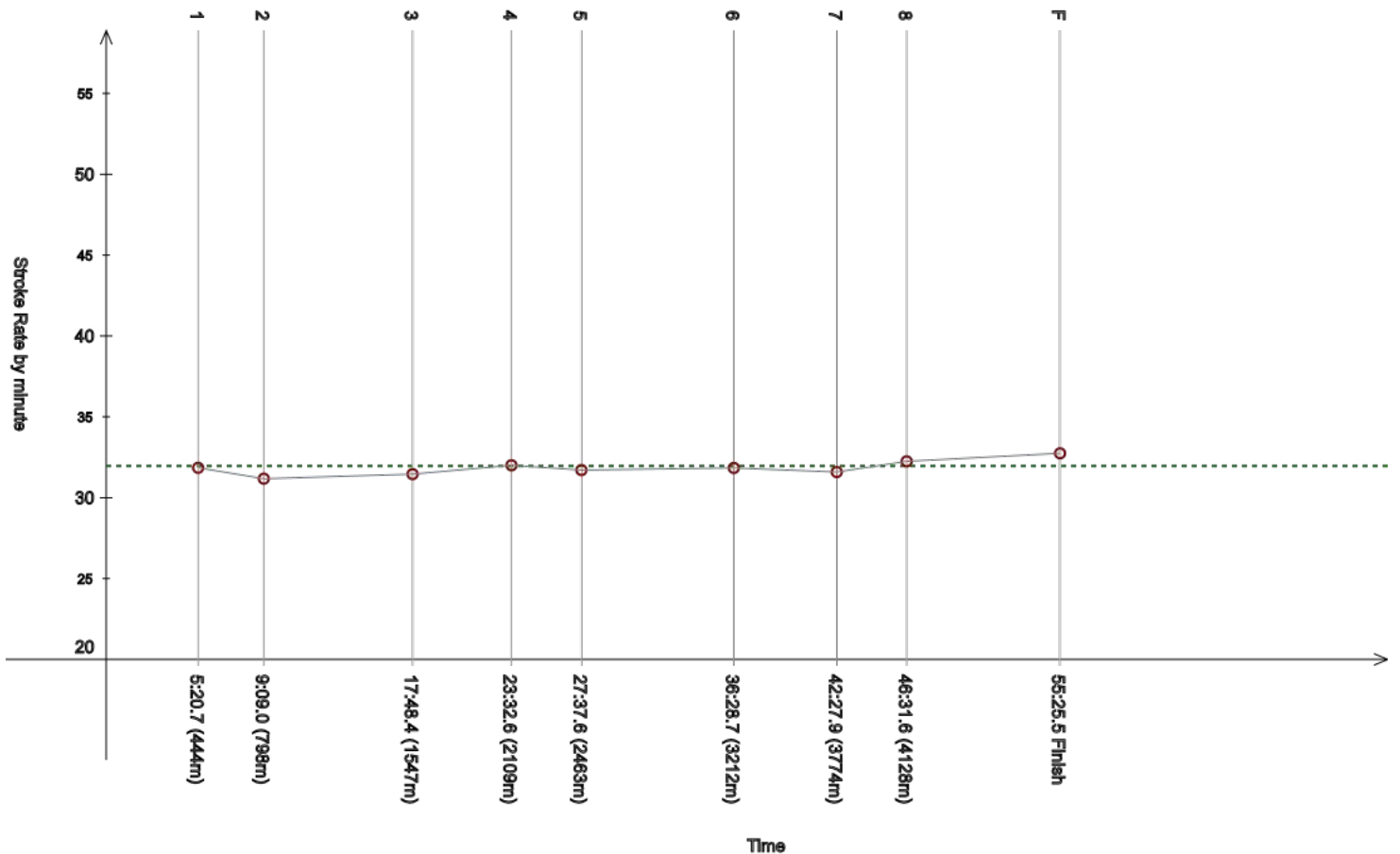
Official Timekeeping by OMEGA

Event 102
27 JUN 2022 - 9:00

Men's 5km
5km - hommes

Race Analysis Analyse de course

Rank	Bib	Name	NAT Code					Finish Time	Gap							
13	46	FRACH Niklas	GER					55:25.5	+2:36.7							
Split	Time	Rank	Gap	SPM	Split	Time	Rank	Gap	SPM	Split	Time	Rank	Gap	SPM	SPM	STC
1	5:20.7	(9)	+15.6	31.9	2	9:09.0	(=5)	+8.0	31.2	3	17:48.4	(14)	+27.2	31.5		
4	23:32.6	(13)	+35.7	32.0	5	27:37.6	(13)	+50.1	31.7	6	36:28.7	(13)	++	31.8	32.0	1776
7	42:27.9	(13)	++	31.6	8	46:31.6	(13)	++	32.2	F	55:25.5	(13)	++	32.7		



Legend:	+ Gap or time behind	++ One minute or more behind in split time	--- Stroke Rate Average
F Finish	SPM Average strokes per minute	STC Total strokes	

Official Timekeeping by OMEGA

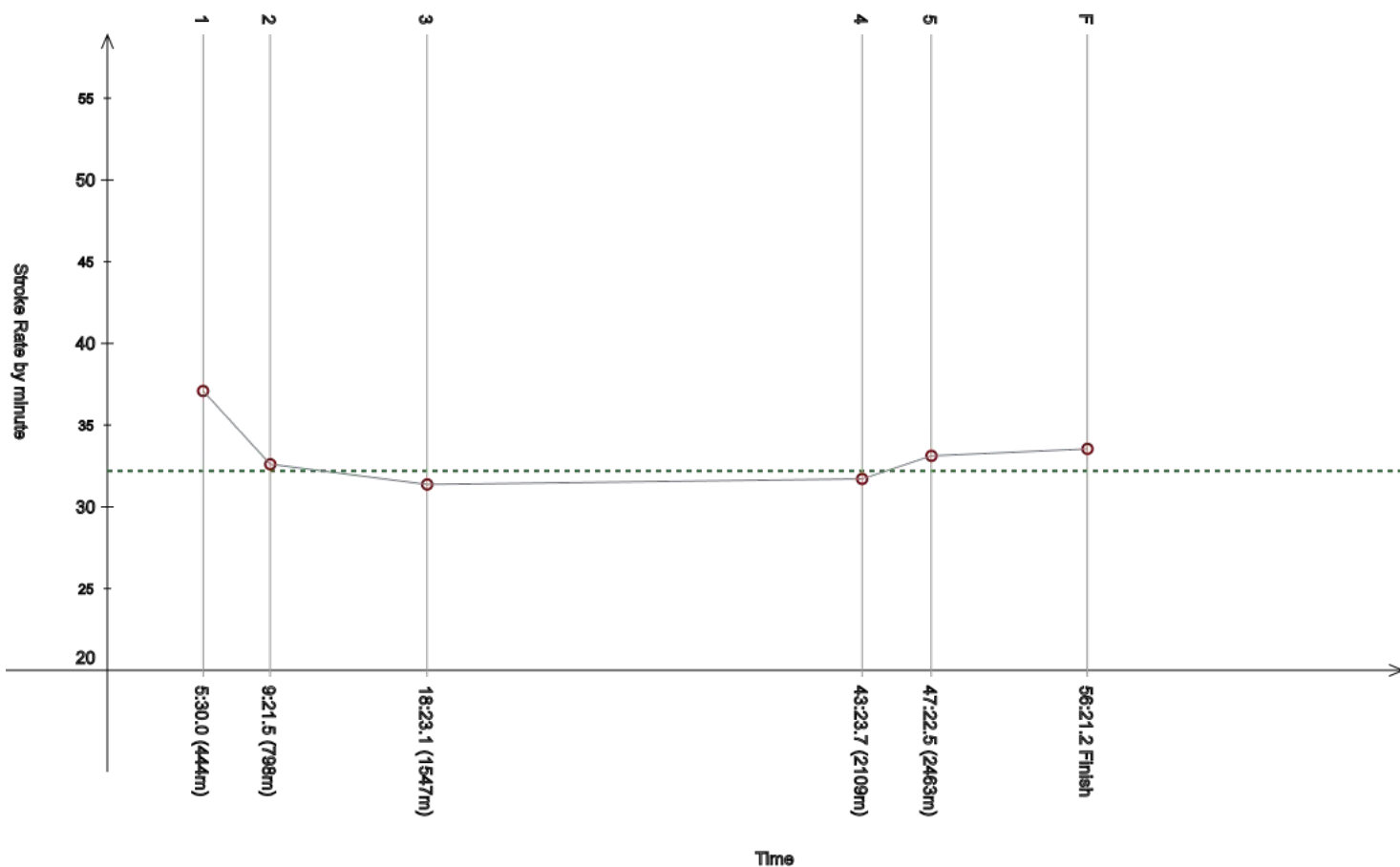
Event 102
27 JUN 2022 - 9:00

Men's 5km
5km - hommes

Race Analysis Analyse de course

Rank	Bib	Name	NAT Code	Finish Time	Gap
14	50	MORALES RESTREPO Juan Manuel	COL	56:21.2	+3:32.4

Split	Time	Rank	Gap	SPM	Split	Time	Rank	Gap	SPM	Split	Time	Rank	Gap	SPM	SPM	STC
1	5:30.0	(17)	+24.9	37.1	2	9:21.5	(20)	+20.5	32.6	3	18:23.1	(32)	++	31.4		
4	43:23.7	(60)	++	31.7	5	47:22.5	(56)	++	33.1	6	-	-	-	-	32.2	1816
7	-	-	-	-	8	-	-	-	-	F	56:21.2	(14)	++	33.5		



Legend:			
+	Gap or time behind	++	One minute or more behind in split time
-	Information not available	----	Stroke Rate Average
F	Finish	SPM	Average strokes per minute
STC	Total strokes		

Official Timekeeping by OMEGA

Event 102

27 JUN 2022 - 9:00

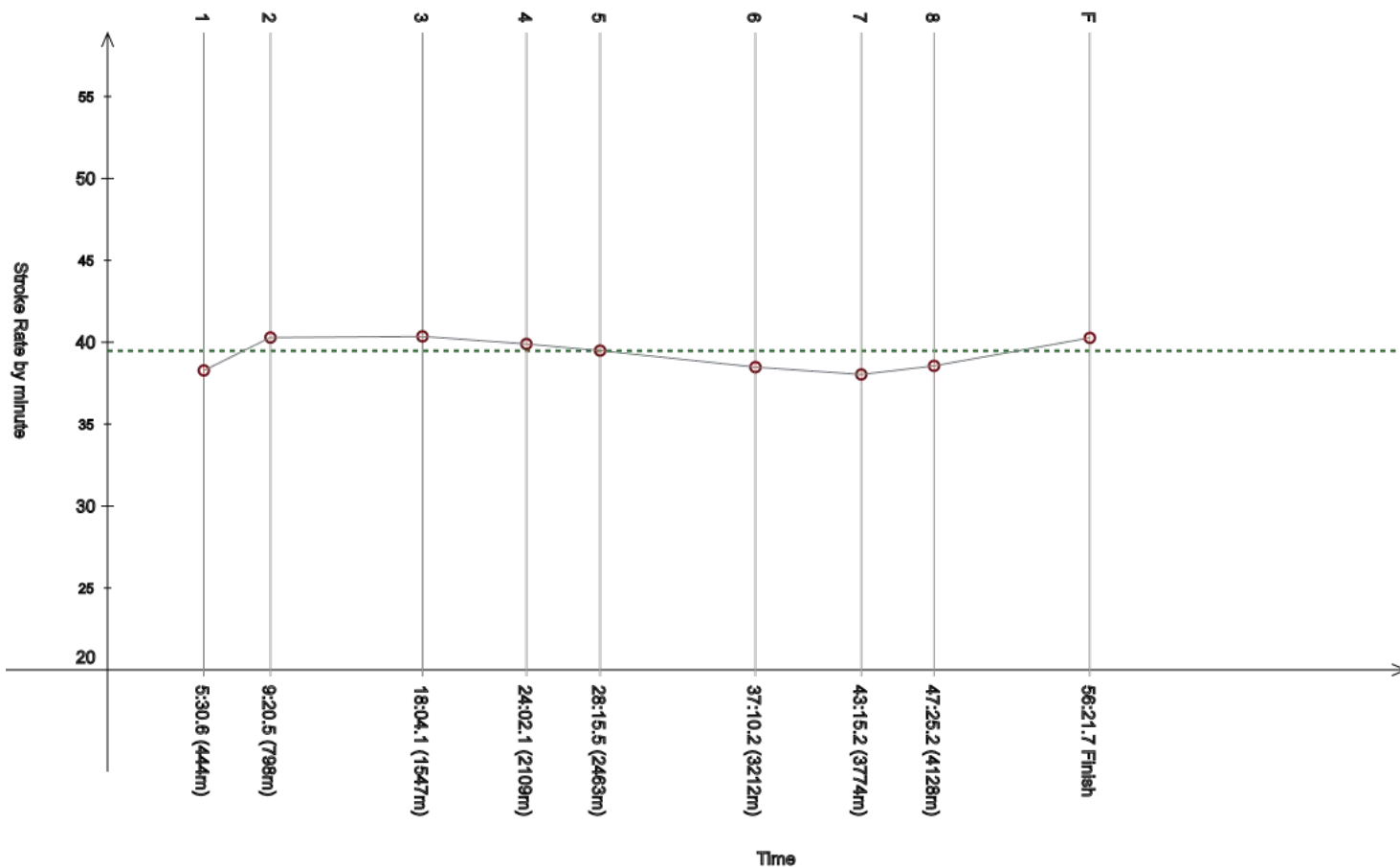
Men's 5km

5km - hommes

Race Analysis

Analyse de course

Rank	Bib	Name	NAT Code					Finish Time	Gap							
15	48	LAMAR Simon	USA					56:21.7	+3:32.9							
Split	Time	Rank	Gap	SPM	Split	Time	Rank	Gap	SPM	Split	Time	Rank	Gap	SPM	SPM	STC
1	5:30.6	(18)	+25.5	38.3	2	9:20.5	(18)	+19.5	40.3	3	18:04.1	(22)	+42.9	40.4		
4	24:02.1	(22)	++	39.9	5	28:15.5	(26)	++	39.5	6	37:10.2	(24)	++	38.5	39.5	2222
7	43:15.2	(21)	++	38.0	8	47:25.2	(15)	++	38.6	F	56:21.7	(15)	++	40.3		



Legend:			
+	Gap or time behind	++	One minute or more behind in split time
F	Finish	SPM	Average strokes per minute
---	Stroke Rate Average	STC	Total strokes

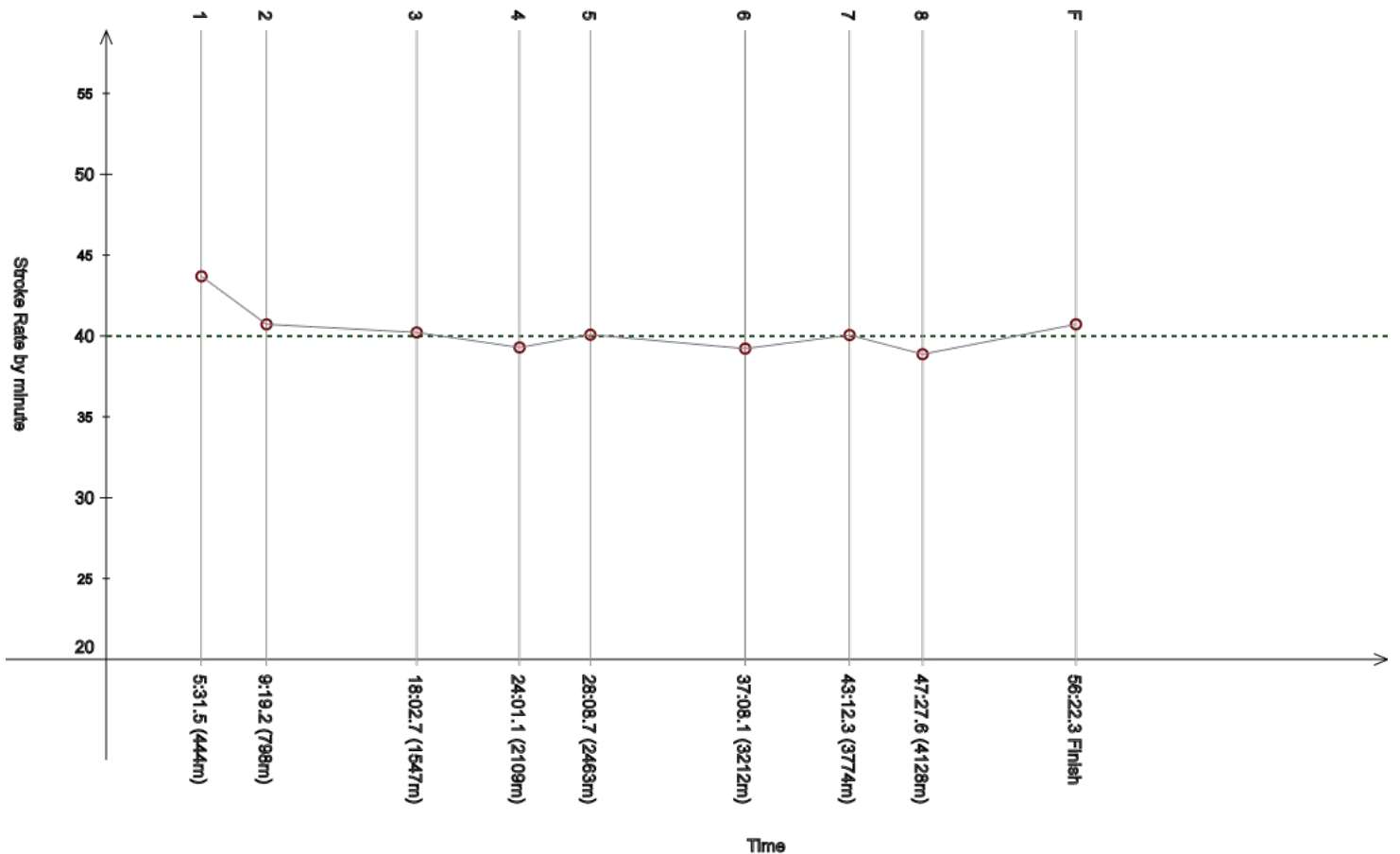
Official Timekeeping by OMEGA

Event 102
27 JUN 2022 - 9:00

Men's 5km
5km - hommes

Race Analysis Analyse de course

Rank	Bib	Name	NAT Code					Finish Time	Gap							
16	17	MINAMIDE Taishin	JPN					56:22.3	+3:33.5							
Split	Time	Rank	Gap	SPM	Split	Time	Rank	Gap	SPM	Split	Time	Rank	Gap	SPM	SPM	STC
1	5:31.5	(23)	+26.4	43.7	2	9:19.2	(17)	+18.2	40.7	3	18:02.7	(21)	+41.5	40.2		
4	24:01.1	(20)	++	39.3	5	28:08.7	(18)	++	40.1	6	37:08.1	(18)	++	39.2	40.0	2276
7	43:12.3	(16)	++	40.1	8	47:27.6	(22)	++	38.9	F	56:22.3	(16)	++	40.7		



Legend:			
+	Gap or time behind	++	One minute or more behind in split time
F	Finish	SPM	Average strokes per minute
- - -	Stroke Rate Average	STC	Total strokes

Official Timekeeping by OMEGA

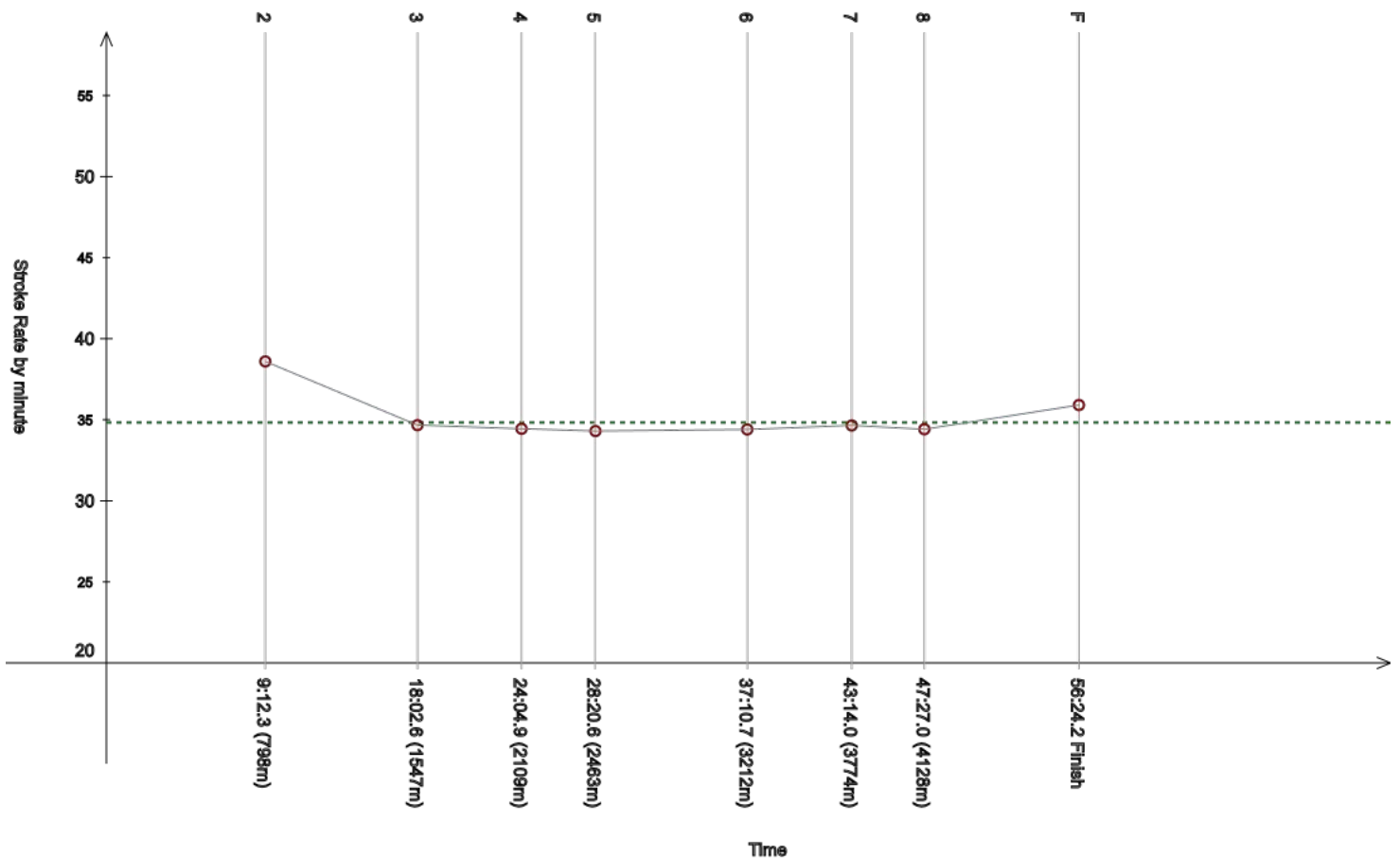
Event 102
27 JUN 2022 - 9:00

Men's 5km
5km - hommes

Race Analysis Analyse de course

Rank	Bib	Name	NAT Code	Finish Time	Gap
17	5	MENG Rui	CHN	56:24.2	+3:35.4

Split	Time	Rank	Gap	SPM	Split	Time	Rank	Gap	SPM	Split	Time	Rank	Gap	SPM	SPM	STC
1	-	-	-	-	2	9:12.3	(11)	+11.3	38.6	3	18:02.6	(20)	+41.4	34.7		
4	24:04.9	(26)	++	34.4	5	28:20.6	(27)	++	34.3	6	37:10.7	(=25)	++	34.4	34.8	1976
7	43:14.0	(=18)	++	34.7	8	47:27.0	(=20)	++	34.4	F	56:24.2	(17)	++	35.9		



Legend:			
+	Gap or time behind	++	One minute or more behind in split time
-	Information not available	----	Stroke Rate Average
F	Finish	SPM	Average strokes per minute
STC	Total strokes		

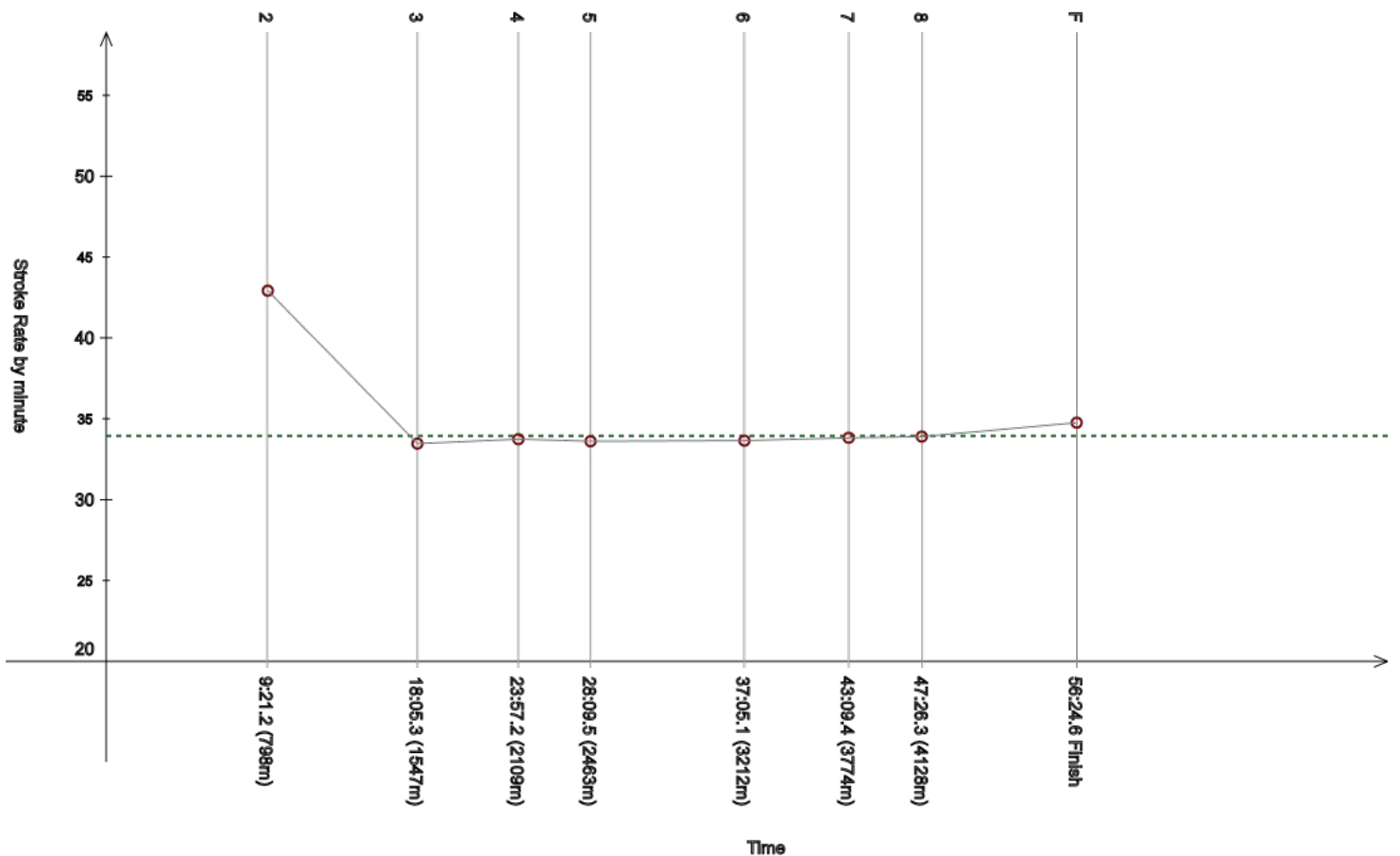
Official Timekeeping by OMEGA

Event 102
27 JUN 2022 - 9:00

Men's 5km
5km - hommes

Race Analysis Analyse de course

Rank	Bib	Name	NAT Code					Finish Time	Gap							
18	36	FURUHATA Kaiki	JPN					56:24.6	+3:35.8							
Split	Time	Rank	Gap	SPM	Split	Time	Rank	Gap	SPM	Split	Time	Rank	Gap	SPM	SPM	STC
1	-	-	-	-	2	9:21.2	(19)	+20.2	42.9	3	18:05.3	(24)	+44.1	33.5		
4	23:57.2	(17)	++	33.7	5	28:09.5	(20)	++	33.6	6	37:05.1	(14)	++	33.6	33.9	1921
7	43:09.4	(14)	++	33.8	8	47:26.3	(18)	++	33.9	F	56:24.6	(18)	++	34.8		



Legend:			
+	Gap or time behind	++	One minute or more behind in split time
-	Information not available	----	Stroke Rate Average
F	Finish	SPM	Average strokes per minute
STC	Total strokes		

Official Timekeeping by OMEGA

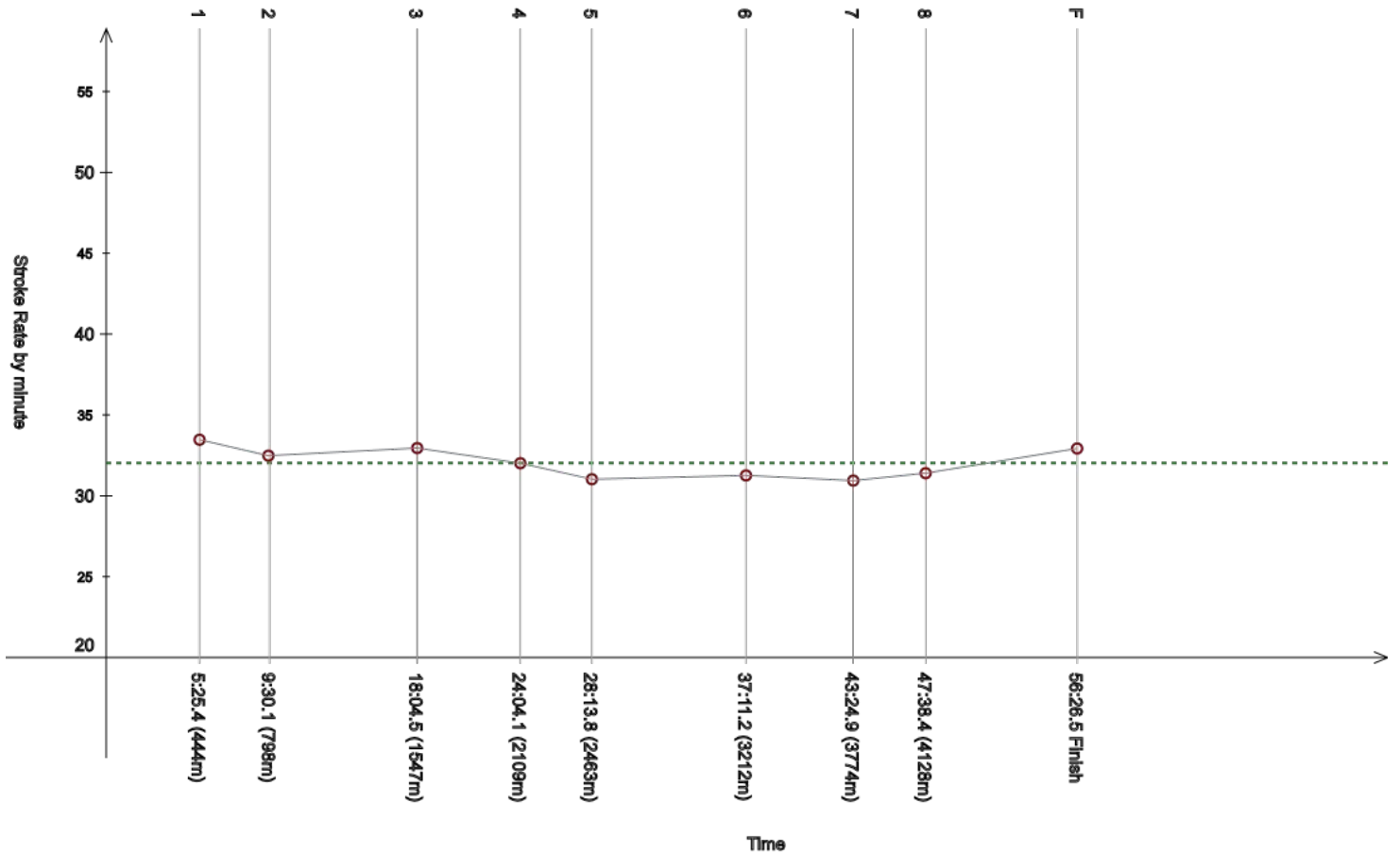
Event 102
27 JUN 2022 - 9:00

Men's 5km
5km - hommes

Race Analysis Analyse de course

Rank	Bib	Name	NAT Code	Finish Time	Gap
19	32	ZHAO Junbohang	CHN	56:26.5	+3:37.7

Split	Time	Rank	Gap	SPM	Split	Time	Rank	Gap	SPM	Split	Time	Rank	Gap	SPM	SPM	STC
1	5:25.4	(14)	+20.3	33.5	2	9:30.1	(29)	+29.1	32.5	3	18:04.5	(23)	+43.3	33.0		
4	24:04.1	(25)	++	32.0	5	28:13.8	(25)	++	31.0	6	37:11.2	(27)	++	31.3	32.0	1832
7	43:24.9	(26)	++	30.9	8	47:38.4	(27)	++	31.4	F	56:26.5	(19)	++	32.9		



Legend:			
+	Gap or time behind	++	One minute or more behind in split time
F	Finish	SPM	Average strokes per minute
- - -	Stroke Rate Average	STC	Total strokes

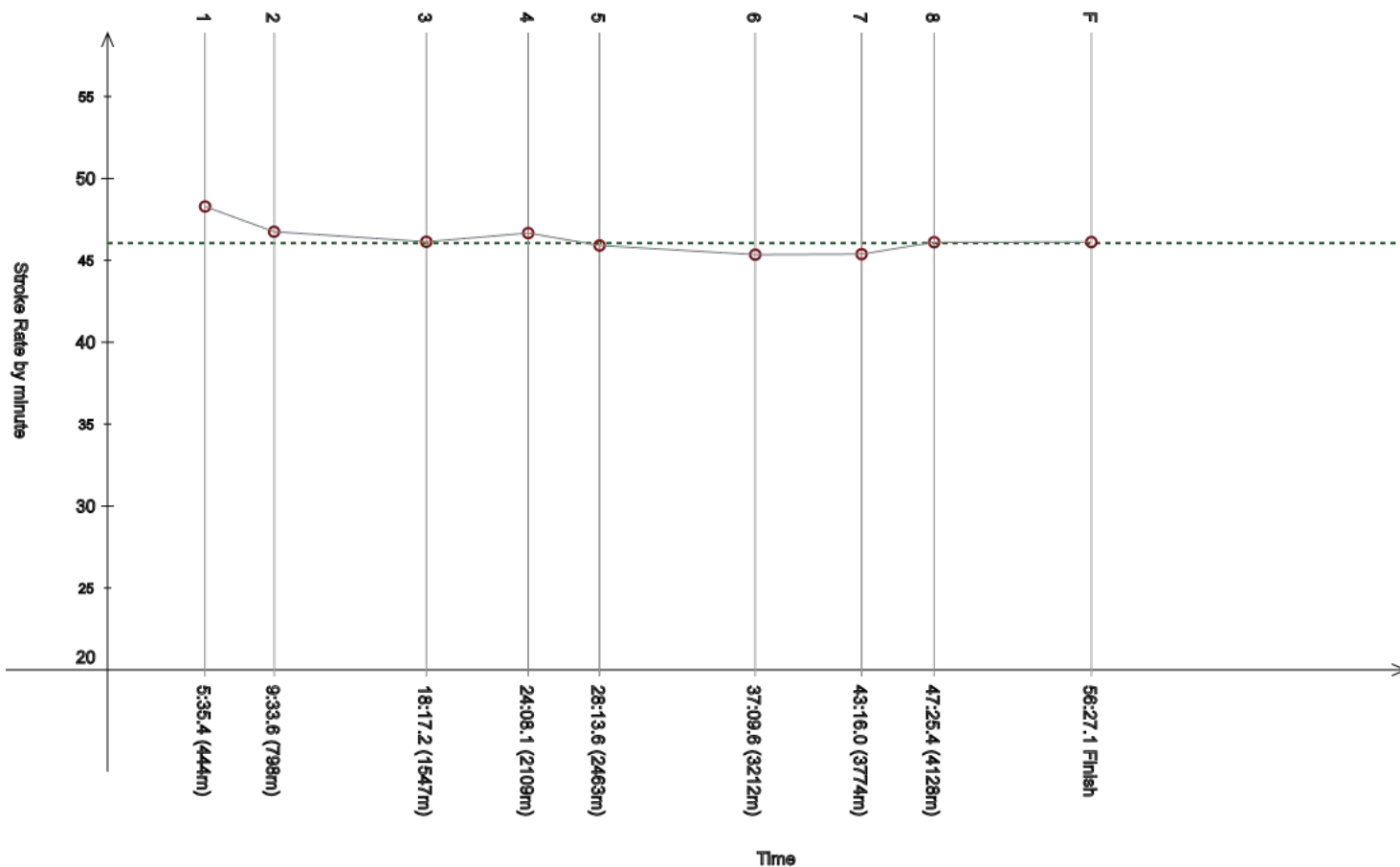
Official Timekeeping by OMEGA

Event 102
27 JUN 2022 - 9:00

Men's 5km
5km - hommes

Race Analysis Analyse de course

Rank	Bib	Name	NAT Code					Finish Time	Gap							
20	49	ALBAYRAK Emir Batur	TUR					56:27.1	+3:38.3							
Split	Time	Rank	Gap	SPM	Split	Time	Rank	Gap	SPM	Split	Time	Rank	Gap	SPM	SPM	STC
1	5:35.4	(27)	+30.3	48.3	2	9:33.6	(31)	+32.6	46.7	3	18:17.2	(28)	+56.0	46.1		
4	24:08.1	(27)	++	46.7	5	28:13.6	(24)	++	45.9	6	37:09.6	(23)	++	45.4	46.1	2613
7	43:16.0	(22)	++	45.4	8	47:25.4	(16)	++	46.1	F	56:27.1	(20)	++	46.1		



+	Gap or time behind	++	One minute or more behind in split time	- - -	Stroke Rate Average
F	Finish	SPM	Average strokes per minute	STC	Total strokes

Official Timekeeping by OMEGA

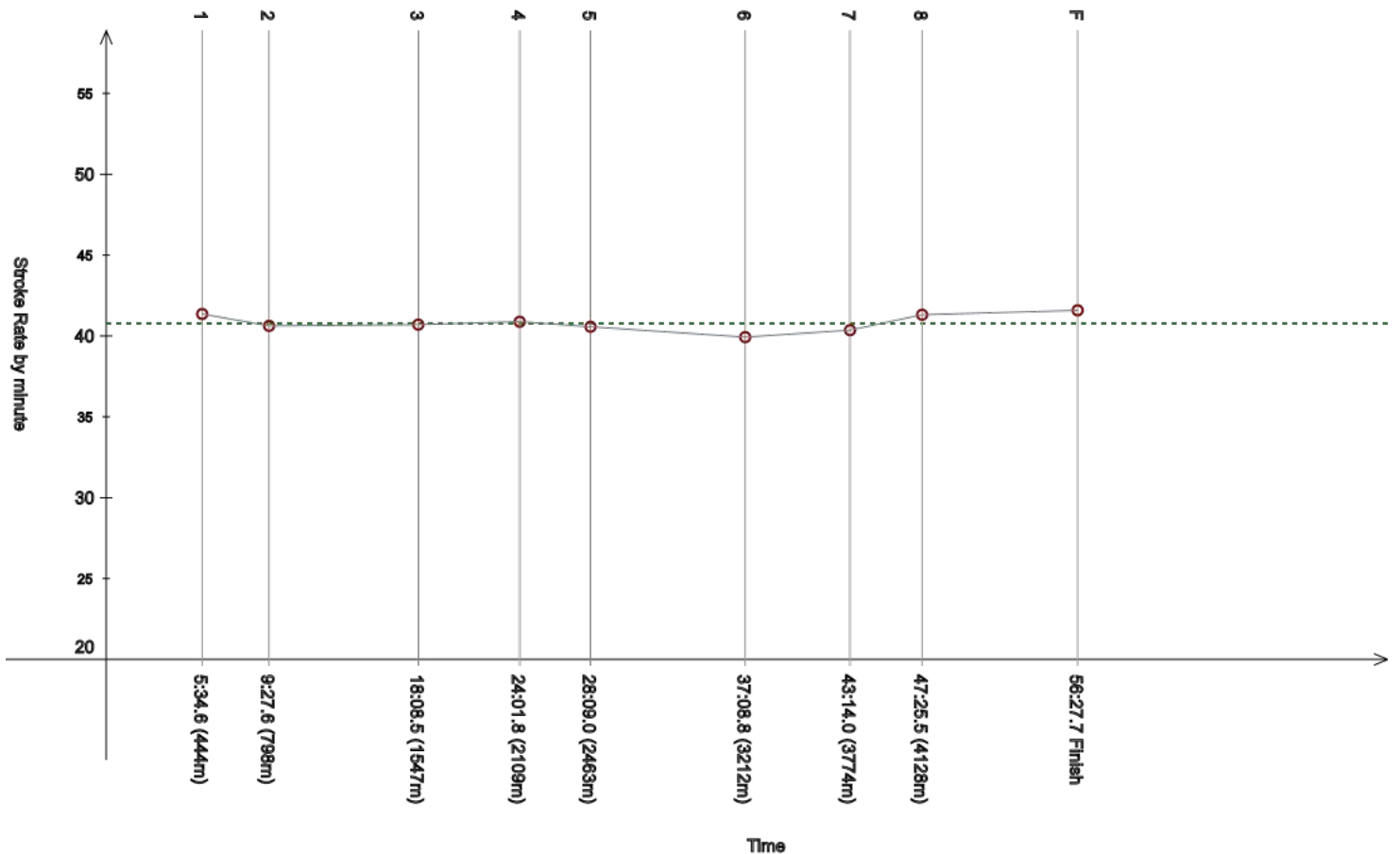
Event 102
27 JUN 2022 - 9:00

Men's 5km
5km - hommes

Race Analysis Analyse de course

Rank	Bib	Name	NAT Code	Finish Time	Gap
21	57	CRUZ de ALMEIDA Bruce Hanson	BRA	56:27.7	+3:38.9

Split	Time	Rank	Gap	SPM	Split	Time	Rank	Gap	SPM	Split	Time	Rank	Gap	SPM	SPM	STC
1	5:34.6	(26)	+29.5	41.4	2	9:27.6	(28)	+26.6	40.6	3	18:08.5	(26)	+47.3	40.7		
4	24:01.8	(21)	++	40.9	5	28:09.0	(19)	++	40.6	6	37:08.8	(19)	++	39.9	40.8	2304
7	43:14.0	(=18)	++	40.4	8	47:25.5	(17)	++	41.3	F	56:27.7	(21)	++	41.6		



Legend:			
+	Gap or time behind	++	One minute or more behind in split time
F	Finish	SPM	Average strokes per minute
- - -	Stroke Rate Average	STC	Total strokes

Official Timekeeping by OMEGA

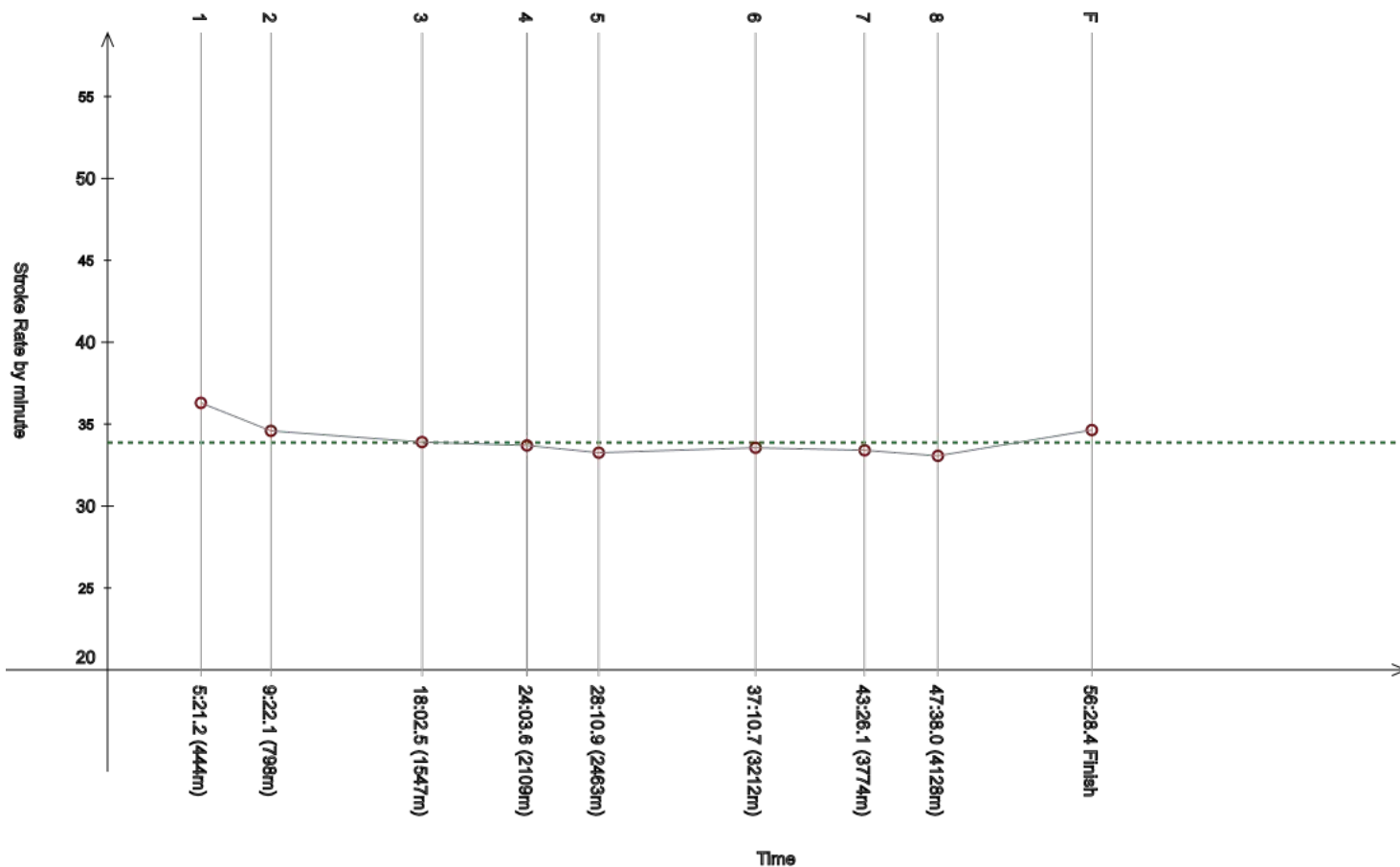
Event 102
27 JUN 2022 - 9:00

Men's 5km
5km - hommes

Race Analysis Analyse de course

Rank	Bib	Name	NAT Code	Finish Time	Gap
22	29	ARTEIRO NIELSEN AZEVEDO Gabriel	BRA	56:28.4	+3:39.6

Split	Time	Rank	Gap	SPM	Split	Time	Rank	Gap	SPM	Split	Time	Rank	Gap	SPM	SPM	STC
1	5:21.2	(10)	+16.1	36.3	2	9:22.1	(21)	+21.1	34.6	3	18:02.5	(19)	+41.3	33.9		
4	24:03.6	(24)	++	33.7	5	28:10.9	(22)	++	33.3	6	37:10.7	(=25)	++	33.6	33.9	1943
7	43:26.1	(27)	++	33.4	8	47:38.0	(26)	++	33.1	F	56:28.4	(22)	++	34.6		



Legend:			
+	Gap or time behind	++	One minute or more behind in split time
F	Finish	SPM	Average strokes per minute
- - -	Stroke Rate Average	STC	Total strokes

Official Timekeeping by OMEGA

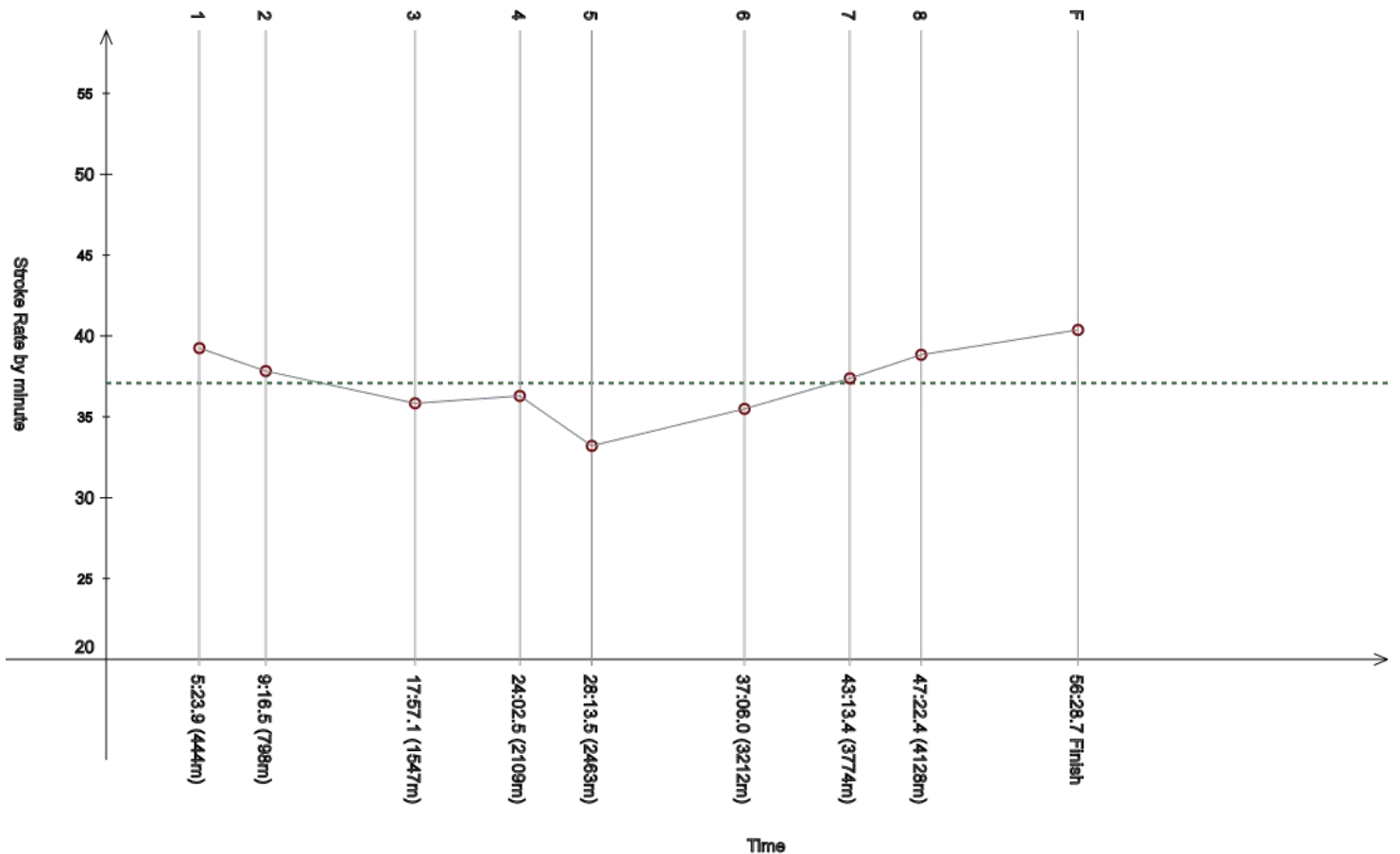
Event 102
27 JUN 2022 - 9:00

Men's 5km
5km - hommes

Race Analysis Analyse de course

Rank	Bib	Name	NAT Code	Finish Time	Gap
23	35	HERCOG Jan	AUT	56:28.7	+3:39.9

Split	Time	Rank	Gap	SPM	Split	Time	Rank	Gap	SPM	Split	Time	Rank	Gap	SPM	SPM	STC
1	5:23.9	(12)	+18.8	39.3	2	9:16.5	(13)	+15.5	37.8	3	17:57.1	(15)	+35.9	35.8		
4	24:02.5	(23)	++	36.3	5	28:13.5	(23)	++	33.2	6	37:06.0	(15)	++	35.5	37.1	2110
7	43:13.4	(17)	++	37.4	8	47:22.4	(14)	++	38.8	F	56:28.7	(23)	++	40.4		



+	Gap or time behind	++	One minute or more behind in split time	- - -	Stroke Rate Average
F	Finish	SPM	Average strokes per minute	STC	Total strokes

Official Timekeeping by OMEGA

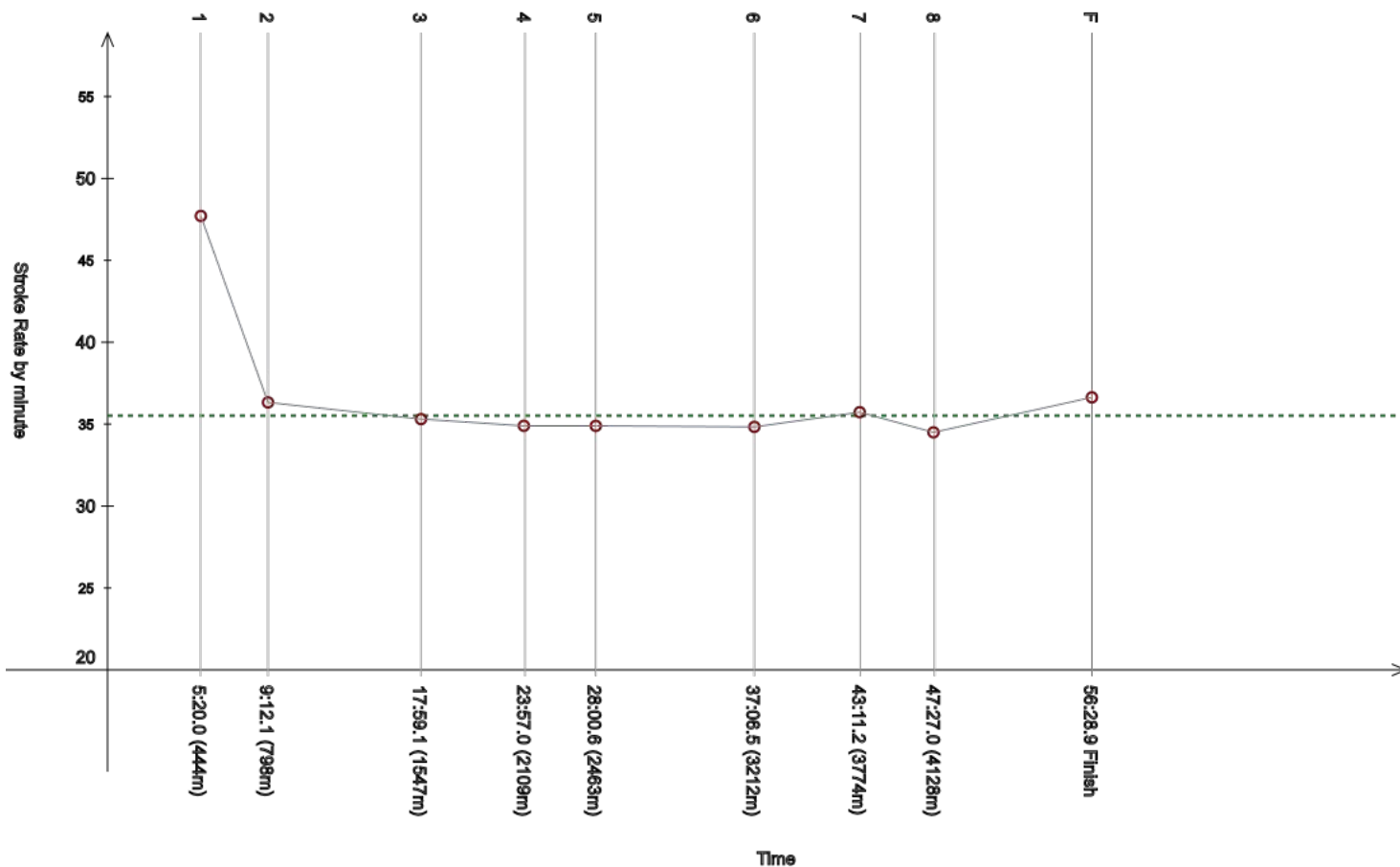
Event 102
27 JUN 2022 - 9:00

Men's 5km
5km - hommes

Race Analysis Analyse de course

Rank	Bib	Name	NAT Code	Finish Time	Gap
24	14	CHO Cheng-Chi	TPE	56:28.9	+3:40.1

Split	Time	Rank	Gap	SPM	Split	Time	Rank	Gap	SPM	Split	Time	Rank	Gap	SPM	SPM	STC
1	5:20.0	(6)	+14.9	47.7	2	9:12.1	(10)	+11.1	36.3	3	17:59.1	(16)	+37.9	35.3		
4	23:57.0	(15)	++	34.9	5	28:00.6	(15)	++	34.9	6	37:06.5	(16)	++	34.8	35.5	2032
7	43:11.2	(15)	++	35.7	8	47:27.0	(=20)	++	34.5	F	56:28.9	(=24)	++	36.6		



+	Gap or time behind	++	One minute or more behind in split time	- - -	Stroke Rate Average
F	Finish	SPM	Average strokes per minute	STC	Total strokes

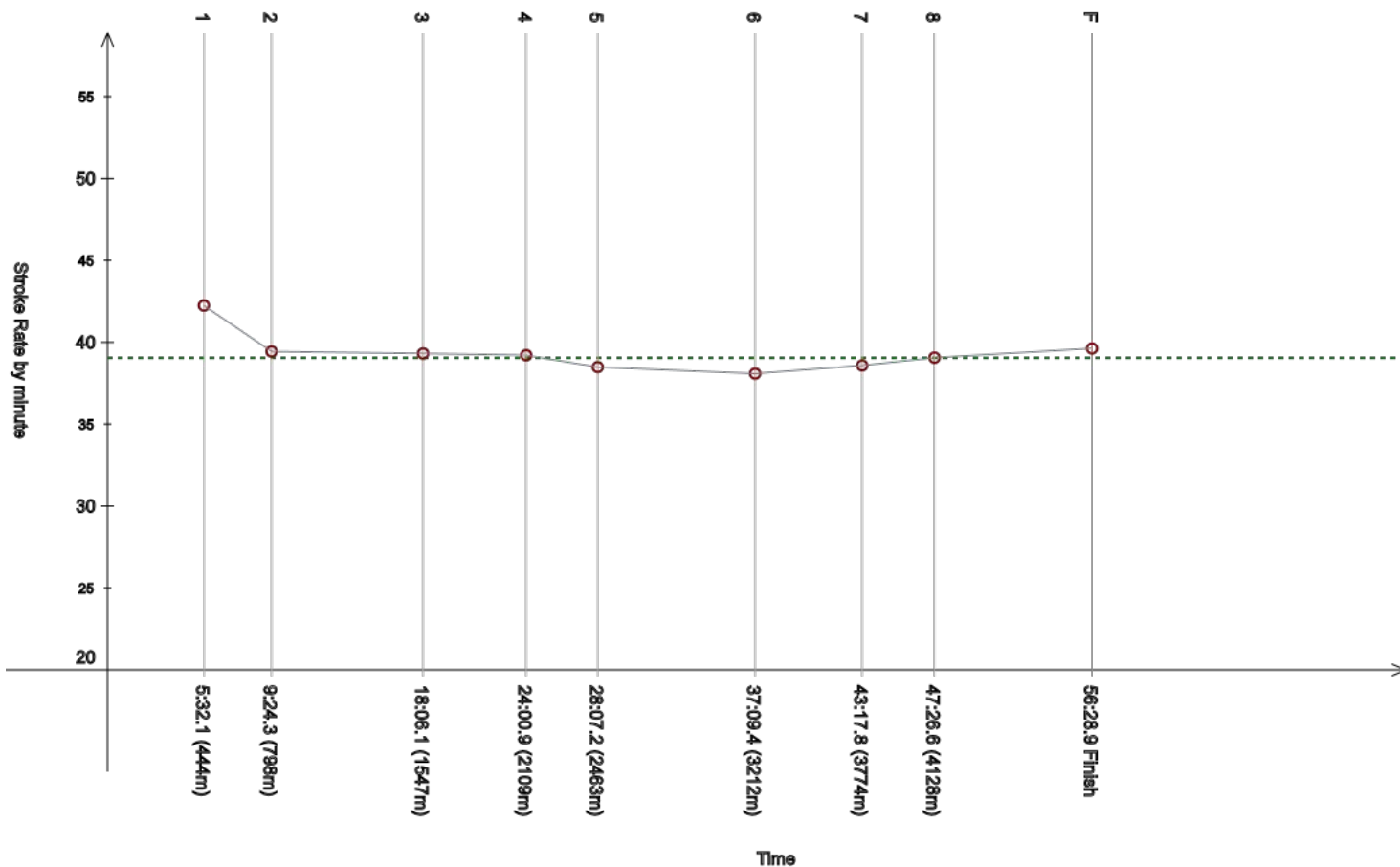
Official Timekeeping by OMEGA

Event 102
27 JUN 2022 - 9:00

Men's 5km
5km - hommes

Race Analysis Analyse de course

Rank	Bib	Name	NAT Code					Finish Time	Gap							
24	61	ZACH Ondrej	CZE					56:28.9	+3:40.1							
Split	Time	Rank	Gap	SPM	Split	Time	Rank	Gap	SPM	Split	Time	Rank	Gap	SPM	SPM	STC
1	5:32.1	(24)	+27.0	42.2	2	9:24.3	(26)	+23.3	39.4	3	18:06.1	(25)	+44.9	39.3		
4	24:00.9	(19)	++	39.2	5	28:07.2	(17)	++	38.5	6	37:09.4	(22)	++	38.1	39.1	2222
7	43:17.8	(25)	++	38.6	8	47:26.6	(19)	++	39.1	F	56:28.9	(=24)	++	39.6		



Legend:			
+	Gap or time behind	++	One minute or more behind in split time
F	Finish	SPM	Average strokes per minute
- - -	Stroke Rate Average	STC	Total strokes

Official Timekeeping by OMEGA

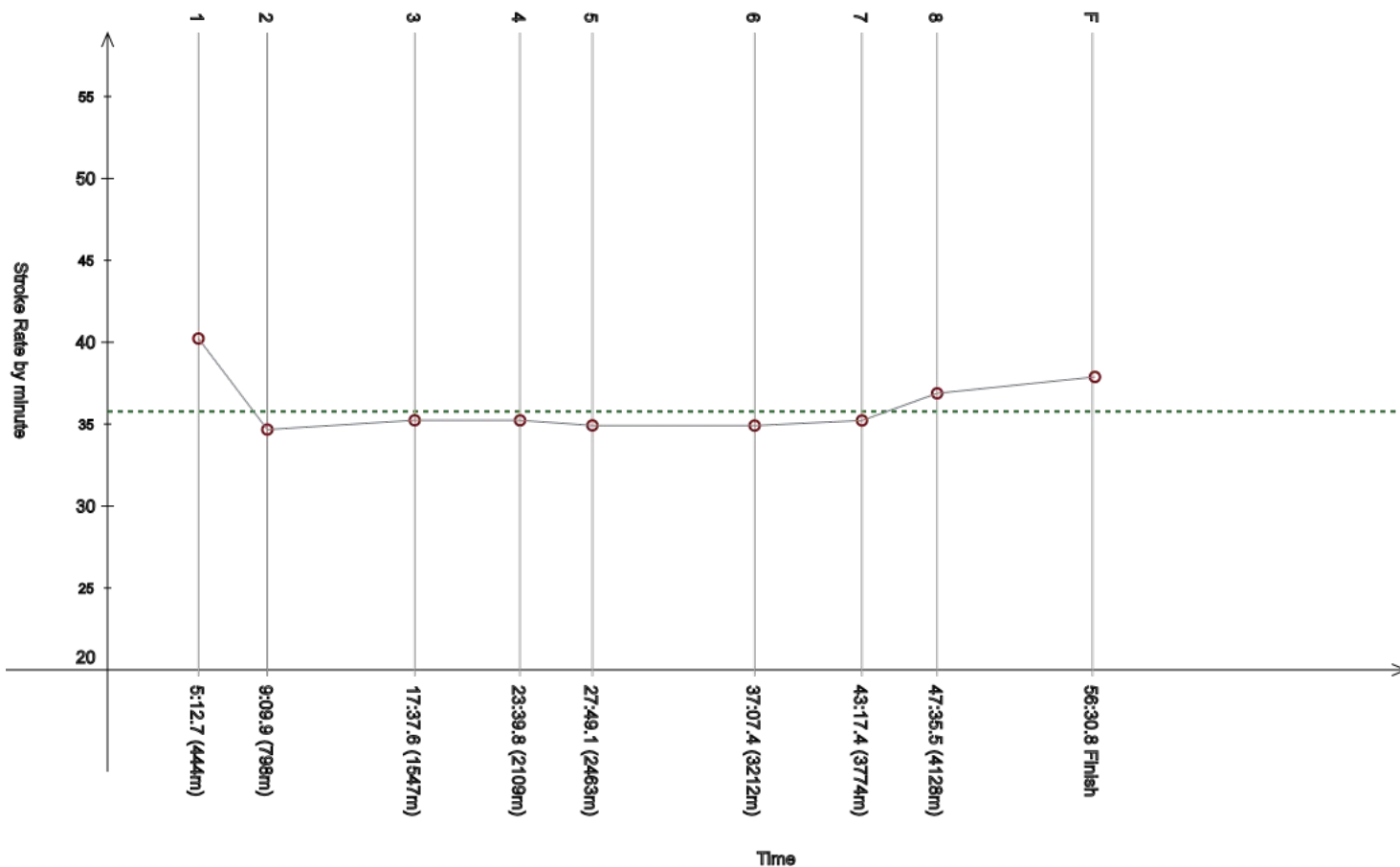
Event 102
27 JUN 2022 - 9:00

Men's 5km
5km - hommes

Race Analysis Analyse de course

Rank	Bib	Name	NAT Code	Finish Time	Gap
26	6	MARKOS Dimitrios	GRE	56:30.8	+3:42.0

Split	Time	Rank	Gap	SPM	Split	Time	Rank	Gap	SPM	Split	Time	Rank	Gap	SPM	SPM	STC
1	5:12.7	(3)	+7.6	40.2	2	9:09.9	(7)	+8.9	34.7	3	17:37.6	(11)	+16.4	35.2		
4	23:39.8	(14)	+42.9	35.2	5	27:49.1	(14)	++	34.9	6	37:07.4	(17)	++	34.9	35.8	2028
7	43:17.4	(24)	++	35.2	8	47:35.5	(25)	++	36.9	F	56:30.8	(26)	++	37.9		



+	Gap or time behind	++	One minute or more behind in split time	- - -	Stroke Rate Average
F	Finish	SPM	Average strokes per minute	STC	Total strokes

Official Timekeeping by OMEGA

Event 102

27 JUN 2022 - 9:00

Men's 5km

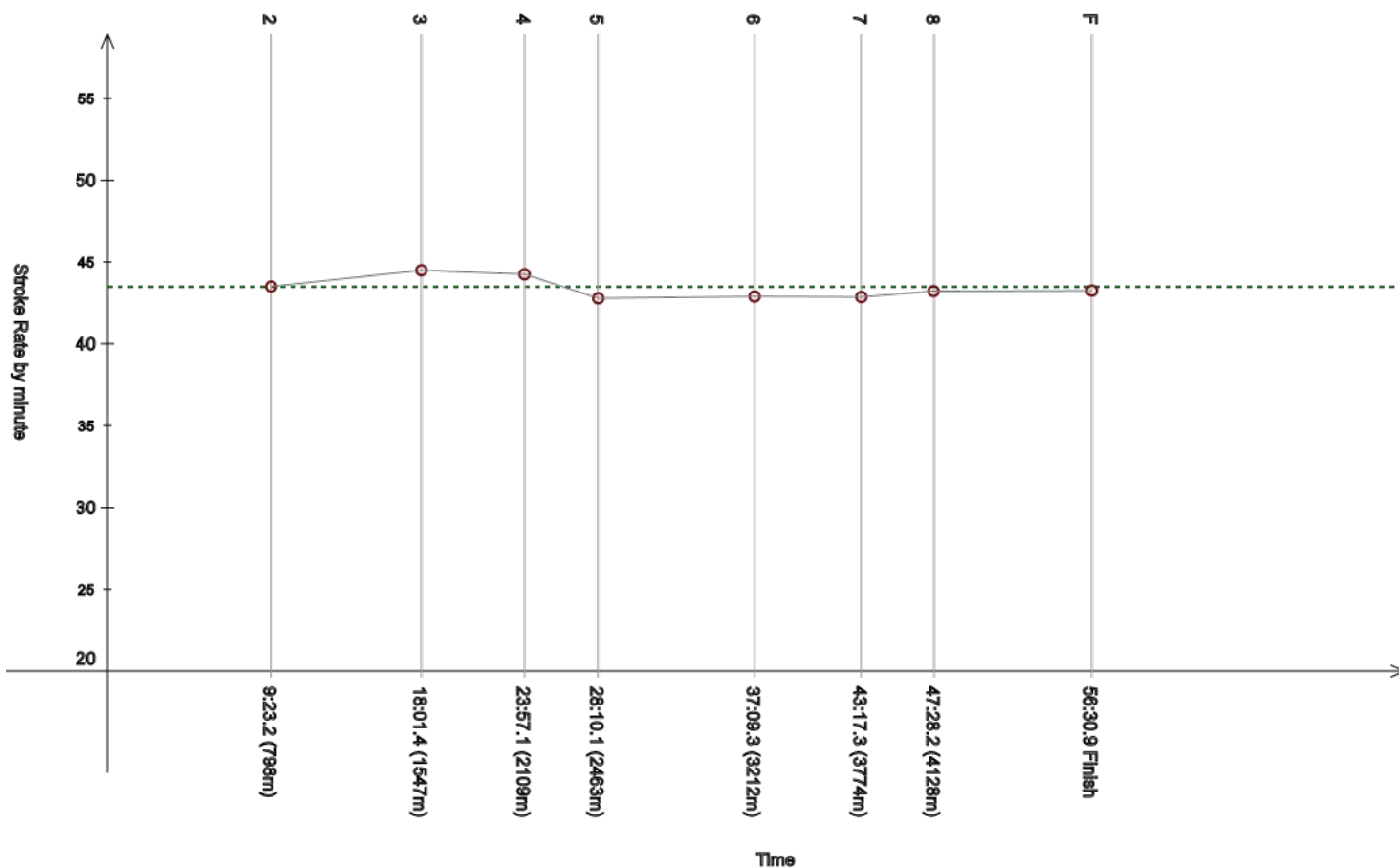
5km - hommes

Race Analysis

Analyse de course

Rank	Bib	Name	NAT Code	Finish Time	Gap
27	45	FARKAS Tamas	SRB	56:30.9	+3:42.1

Split	Time	Rank	Gap	SPM	Split	Time	Rank	Gap	SPM	Split	Time	Rank	Gap	SPM	SPM	STC
1	-	-	-	-	2	9:23.2	(23)	+22.2	43.5	3	18:01.4	(18)	+40.2	44.5		
4	23:57.1	(16)	++	44.3	5	28:10.1	(21)	++	42.8	6	37:09.3	(21)	++	42.9	43.5	2476
7	43:17.3	(23)	++	42.9	8	47:28.2	(23)	++	43.2	F	56:30.9	(27)	++	43.3		



Legend:			
+	Gap or time behind	++	One minute or more behind in split time
-	Information not available	----	Stroke Rate Average
F	Finish	SPM	Average strokes per minute
STC	Total strokes		

Official Timekeeping by OMEGA

Event 102

27 JUN 2022 - 9:00

Men's 5km

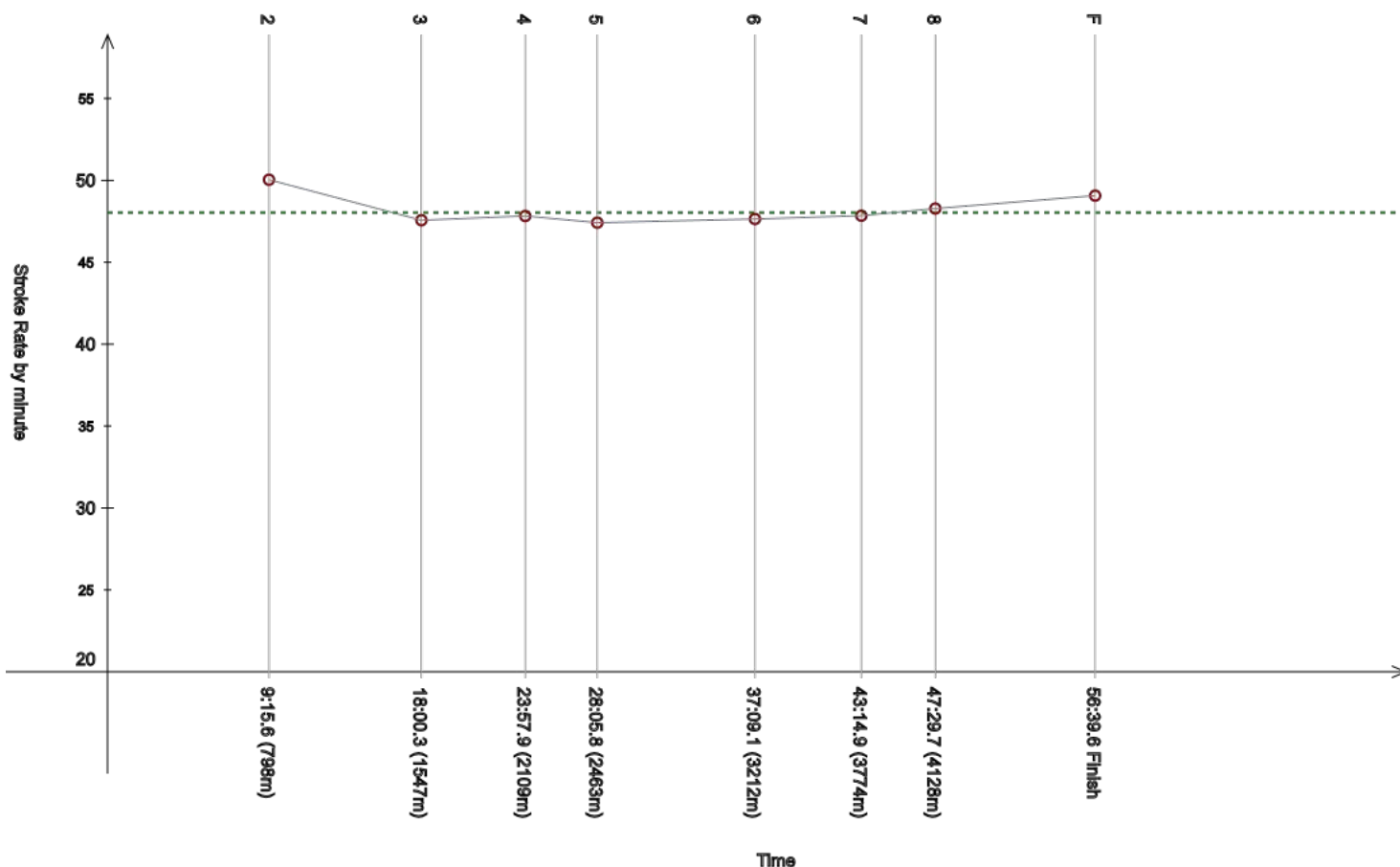
5km - hommes

Race Analysis

Analyse de course

Rank	Bib	Name	NAT Code	Finish Time	Gap
28	21	BUCK Connor	RSA	56:39.6	+3:50.8

Split	Time	Rank	Gap	SPM	Split	Time	Rank	Gap	SPM	Split	Time	Rank	Gap	SPM	SPM	STC
1	-	-	-	-	2	9:15.6	(12)	+14.6	50.0	3	18:00.3	(17)	+39.1	47.6		
4	23:57.9	(18)	++	47.8	5	28:05.8	(16)	++	47.4	6	37:09.1	(20)	++	47.6	48.0	2757
7	43:14.9	(20)	++	47.8	8	47:29.7	(24)	++	48.3	F	56:39.6	(28)	++	49.1		



Legend:			
+	Gap or time behind	++	One minute or more behind in split time
-	Information not available	----	Stroke Rate Average
F	Finish	SPM	Average strokes per minute
STC	Total strokes		

Official Timekeeping by OMEGA

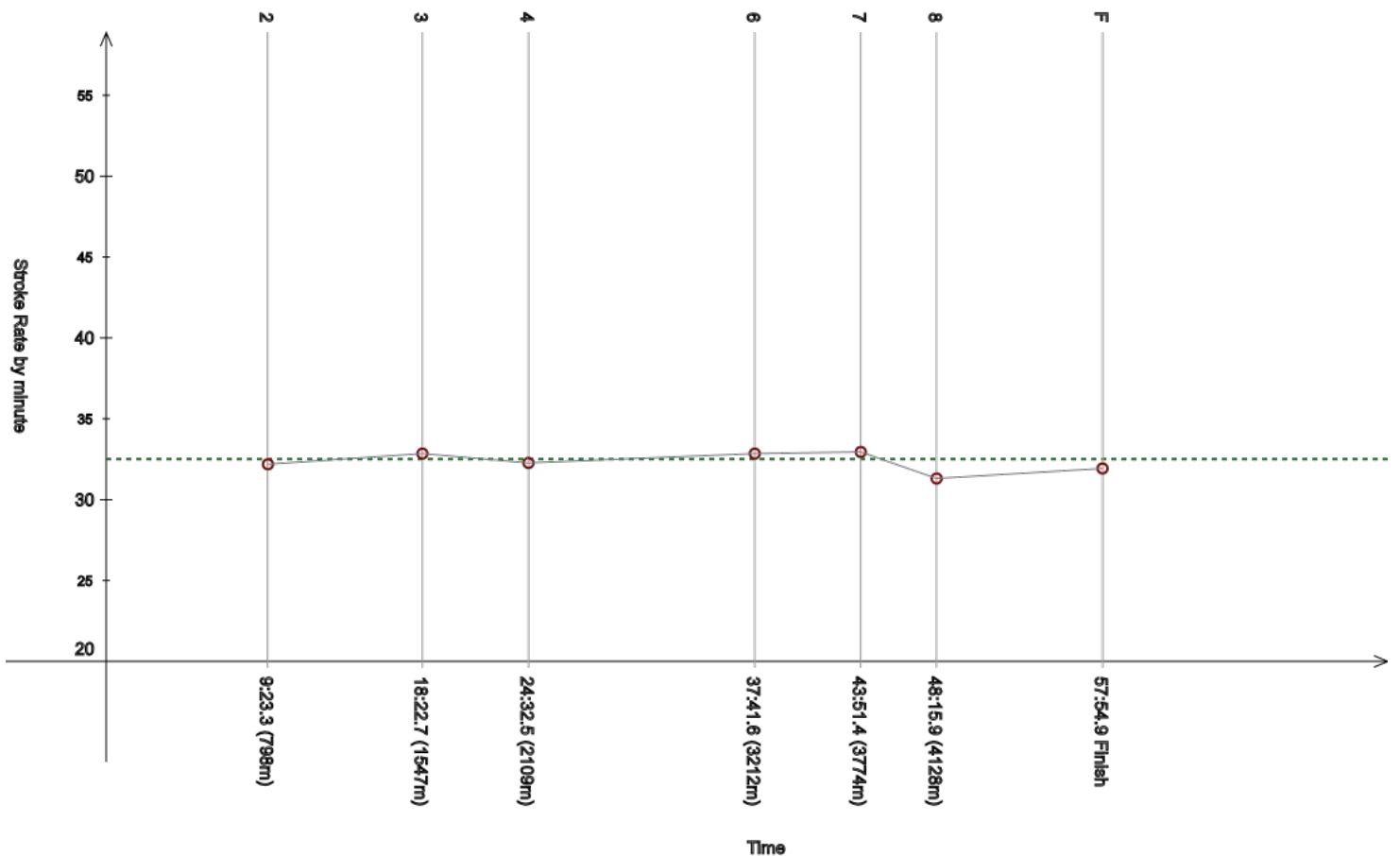
Event 102
27 JUN 2022 - 9:00

Men's 5km
5km - hommes

Race Analysis Analyse de course

Rank	Bib	Name	NAT Code	Finish Time	Gap
29	25	BREYTENBACH Ruan	RSA	57:54.9	+5:06.1

Split	Time	Rank	Gap	SPM	Split	Time	Rank	Gap	SPM	Split	Time	Rank	Gap	SPM	SPM	STC
1	-	-	-	-	2	9:23.3	(24)	+22.3	32.2	3	18:22.7	(31)	++	32.8		
4	24:32.5	(32)	++	32.3	5	-	-	-	-	6	37:41.6	(28)	++	32.8	32.5	1931
7	43:51.4	(28)	++	32.9	8	48:15.9	(28)	++	31.3	F	57:54.9	(29)	++	31.9		



Legend:			
+	Gap or time behind	++	One minute or more behind in split time
-	Information not available	----	Stroke Rate Average
F	Finish	SPM	Average strokes per minute
STC	Total strokes		

Official Timekeeping by OMEGA

Event 102
27 JUN 2022 - 9:00

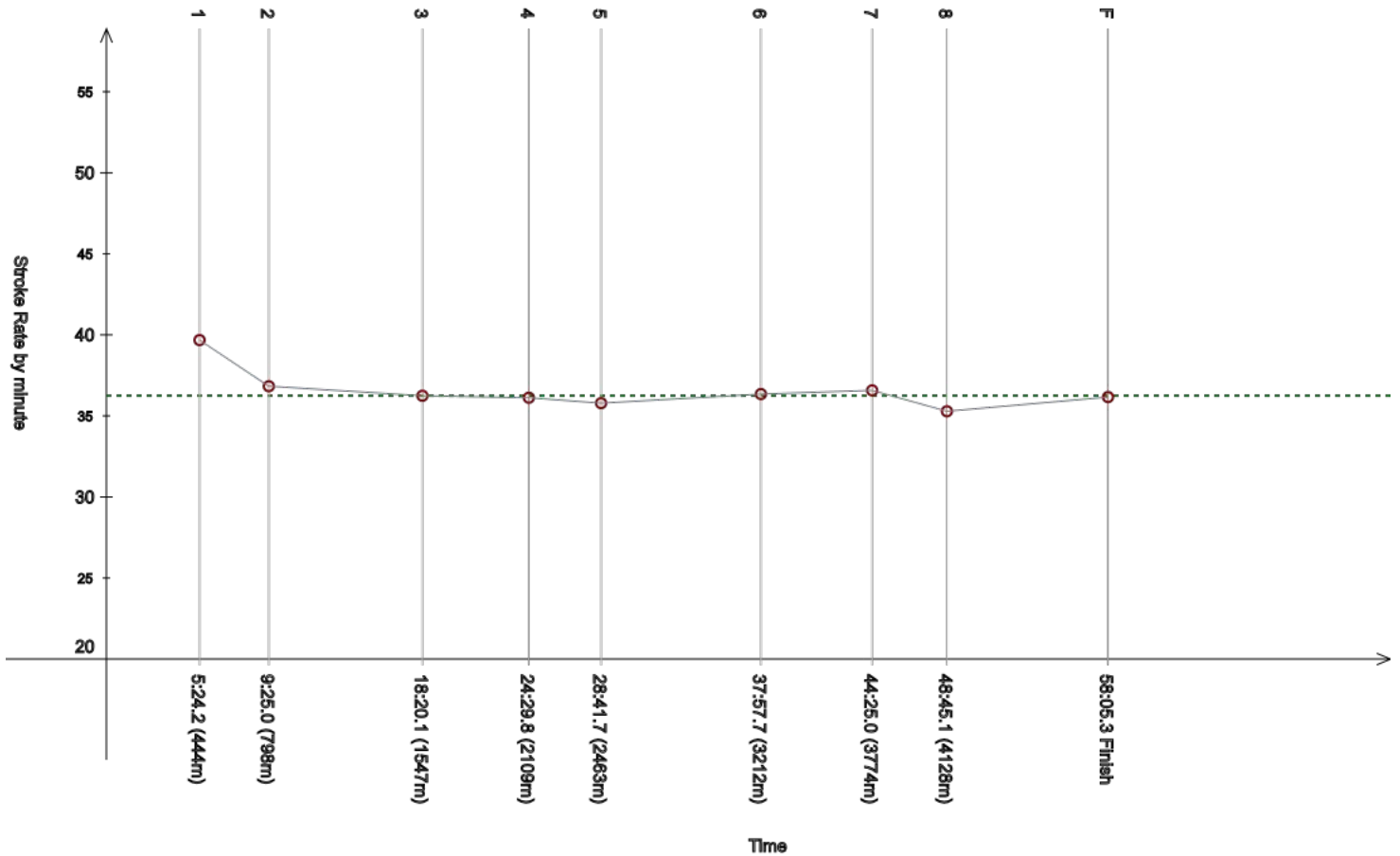
Men's 5km
5km - hommes

Race Analysis

Analyse de course

Rank	Bib	Name	NAT Code	Finish Time	Gap
30	4	ALCIVAR CAMPOS Juan	ECU	58:05.3	+5:16.5

Split	Time	Rank	Gap	SPM	Split	Time	Rank	Gap	SPM	Split	Time	Rank	Gap	SPM	SPM	STC
1	5:24.2	(13)	+19.1	39.7	2	9:25.0	(27)	+24.0	36.8	3	18:20.1	(29)	+58.9	36.2		
4	24:29.8	(29)	++	36.1	5	28:41.7	(29)	++	35.8	6	37:57.7	(29)	++	36.3	36.2	2124
7	44:25.0	(=29)	++	36.6	8	48:45.1	(29)	++	35.3	F	58:05.3	(30)	++	36.2		



Legend:			
+	Gap or time behind	++	One minute or more behind in split time
F	Finish	SPM	Average strokes per minute
---	Stroke Rate Average	STC	Total strokes

Official Timekeeping by OMEGA

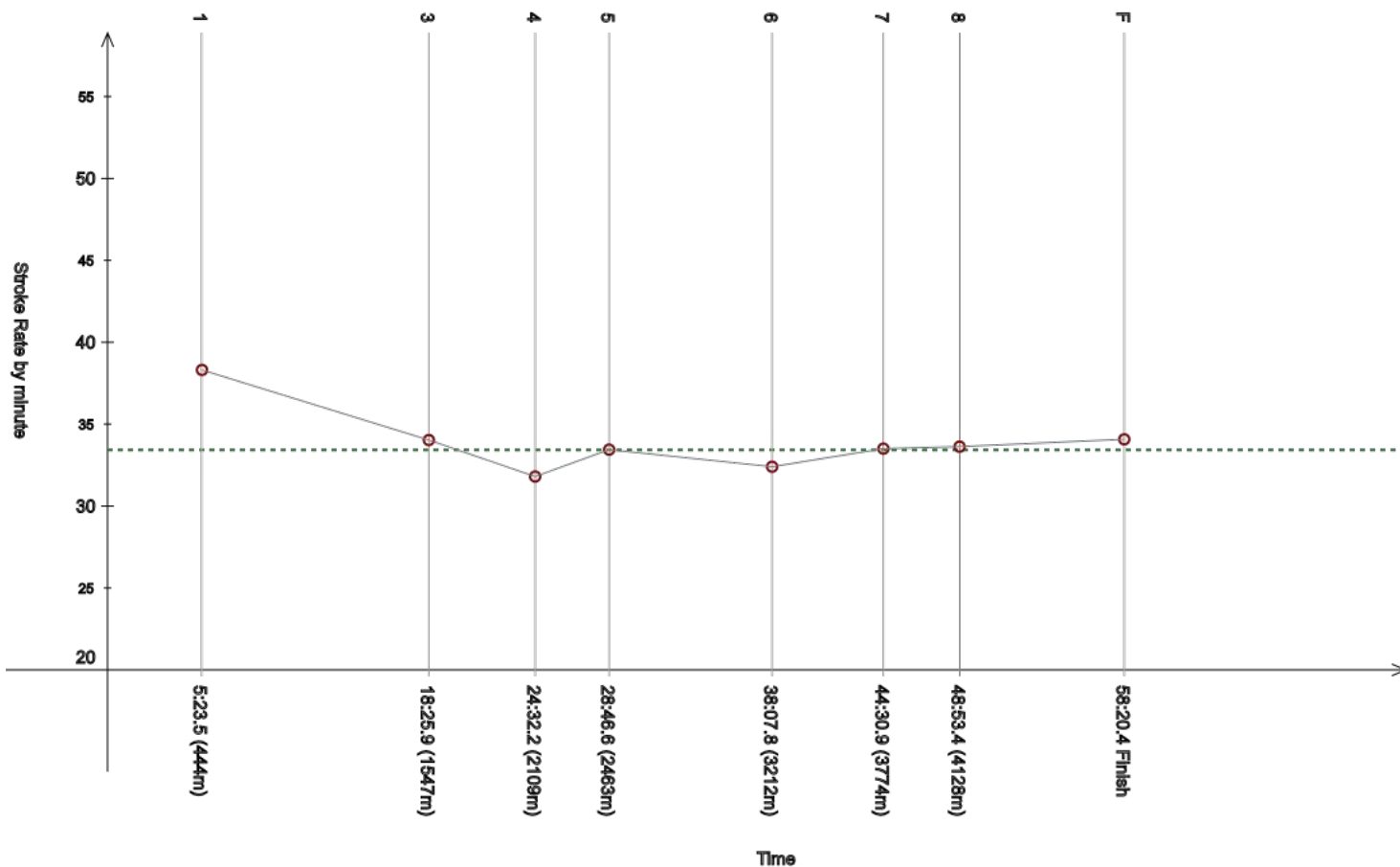
Event 102
27 JUN 2022 - 9:00

Men's 5km
5km - hommes

Race Analysis Analyse de course

Rank	Bib	Name	NAT Code	Finish Time	Gap
31	44	PECIAR Tomas	SVK	58:20.4	+5:31.6

Split	Time	Rank	Gap	SPM	Split	Time	Rank	Gap	SPM	Split	Time	Rank	Gap	SPM	SPM	STC
1	5:23.5	(11)	+18.4	38.3	2	-	-	-	-	3	18:25.9	(33)	++	34.0		
4	24:32.2	(31)	++	31.8	5	28:46.6	(31)	++	33.4	6	38:07.8	(32)	++	32.4	33.4	1964
7	44:30.9	(32)	++	33.5	8	48:53.4	(32)	++	33.6	F	58:20.4	(31)	++	34.1		



Legend:			
+	Gap or time behind	++	One minute or more behind in split time
-	Information not available	----	Stroke Rate Average
F	Finish	SPM	Average strokes per minute
STC	Total strokes		

Official Timekeeping by OMEGA

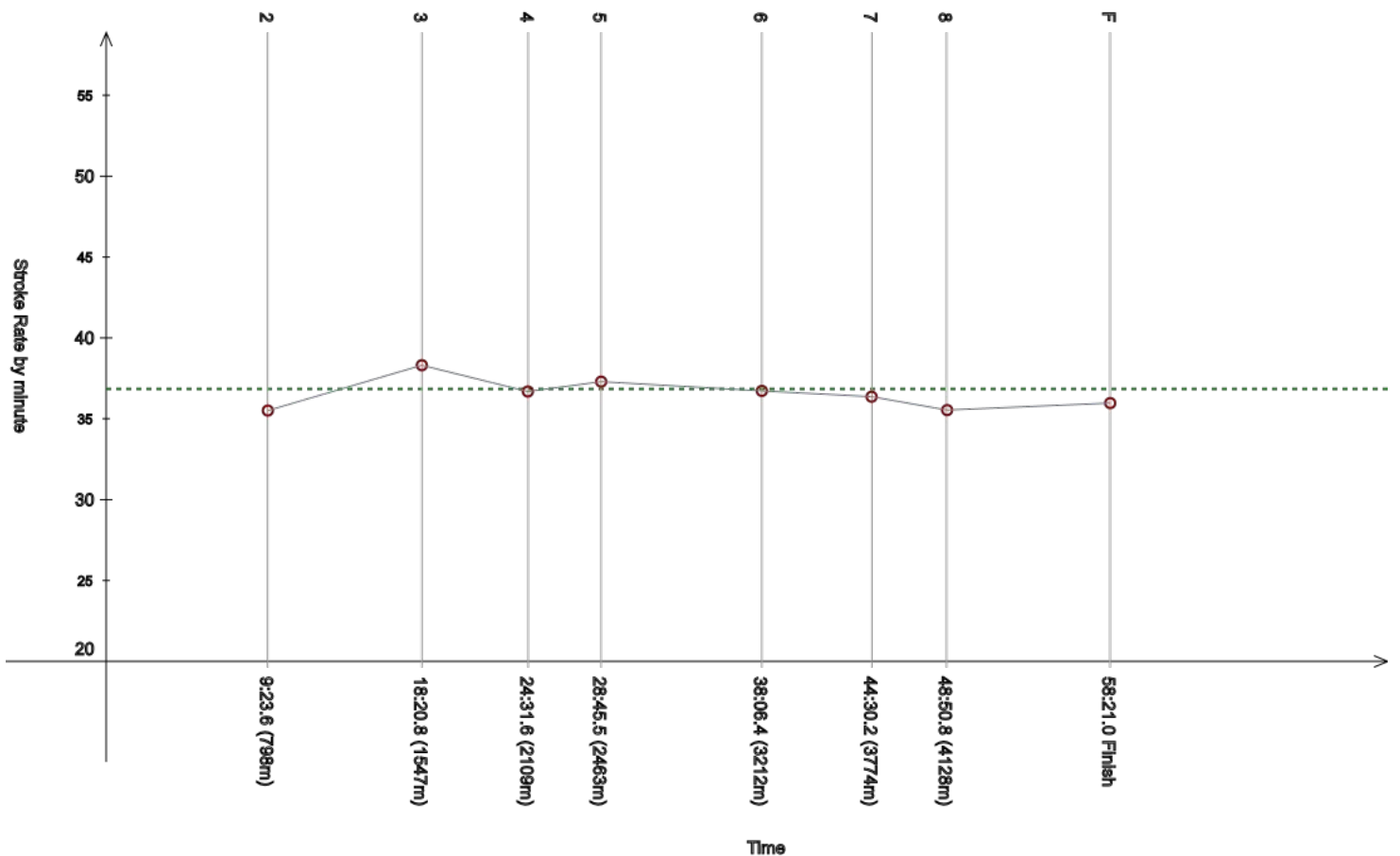
Event 102
27 JUN 2022 - 9:00

Men's 5km
5km - hommes

Race Analysis Analyse de course

Rank	Bib	Name	NAT Code	Finish Time	Gap
32	12	KOZUBEK Matej	CZE	58:21.0	+5:32.2

Split	Time	Rank	Gap	SPM	Split	Time	Rank	Gap	SPM	Split	Time	Rank	Gap	SPM	SPM	STC
1	-	-	-	-	2	9:23.6	(25)	+22.6	35.5	3	18:20.8	(30)	+59.6	38.3		
4	24:31.6	(30)	++	36.7	5	28:45.5	(30)	++	37.3	6	38:06.4	(31)	++	36.7	36.8	2179
7	44:30.2	(31)	++	36.4	8	48:50.8	(30)	++	35.5	F	58:21.0	(32)	++	36.0		



Legend:			
+	Gap or time behind	++	One minute or more behind in split time
-	Information not available	----	Stroke Rate Average
F	Finish	SPM	Average strokes per minute
STC	Total strokes		

Official Timekeeping by OMEGA

Event 102

27 JUN 2022 - 9:00

Men's 5km

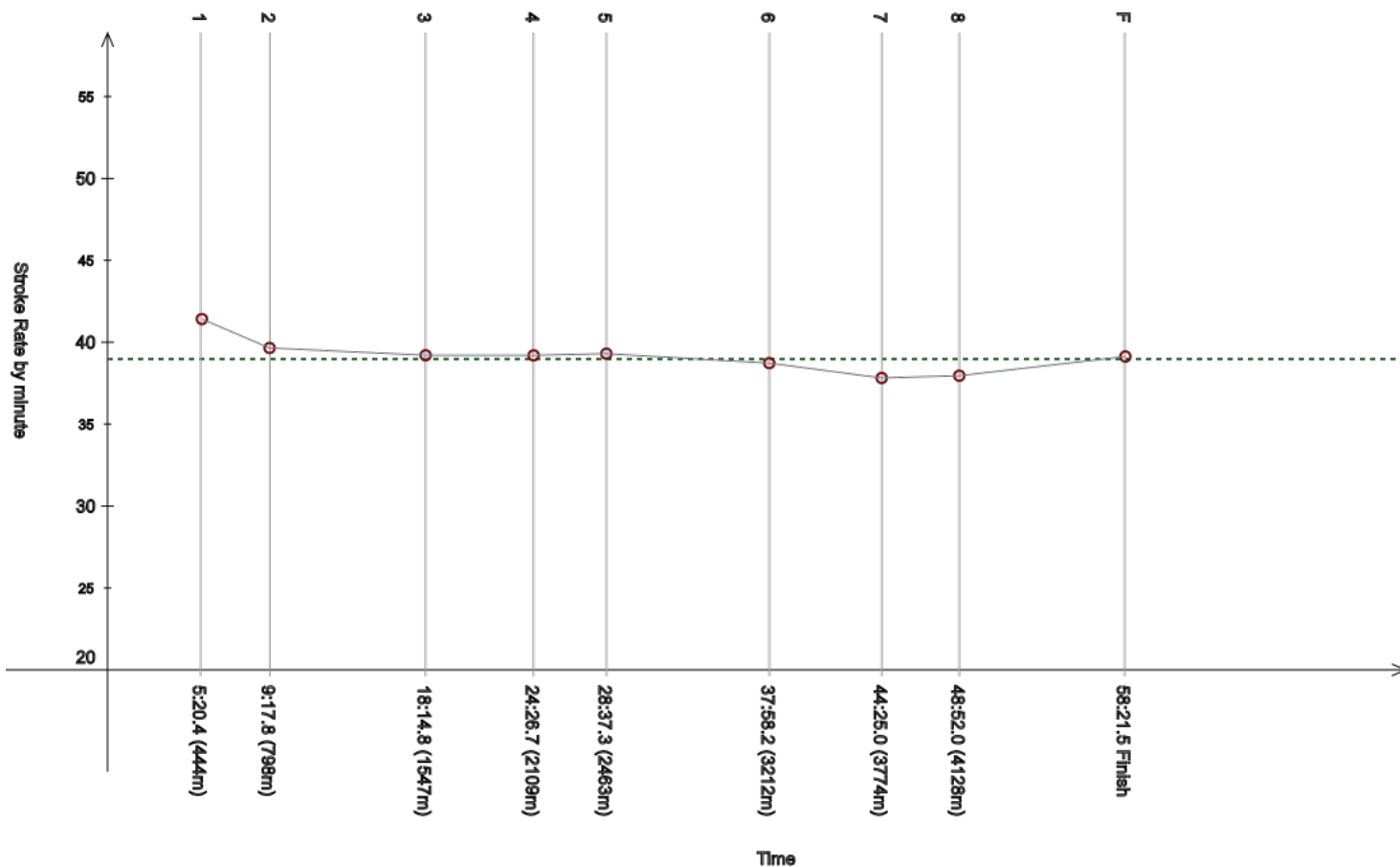
5km - hommes

Race Analysis

Analyse de course

Rank	Bib	Name	NAT Code	Finish Time	Gap
33	22	AXON Alexander	CAN	58:21.5	+5:32.7

Split	Time	Rank	Gap	SPM	Split	Time	Rank	Gap	SPM	Split	Time	Rank	Gap	SPM	SPM	STC
1	5:20.4	(8)	+15.3	41.4	2	9:17.8	(15)	+16.8	39.7	3	18:14.8	(27)	+53.6	39.2		
4	24:26.7	(28)	++	39.2	5	28:37.3	(28)	++	39.3	6	37:58.2	(30)	++	38.7	39.0	2298
7	44:25.0	(=29)	++	37.8	8	48:52.0	(31)	++	38.0	F	58:21.5	(33)	++	39.1		



Legend:			
+	Gap or time behind	++	One minute or more behind in split time
F	Finish	SPM	Average strokes per minute
---	Stroke Rate Average	STC	Total strokes

Official Timekeeping by OMEGA

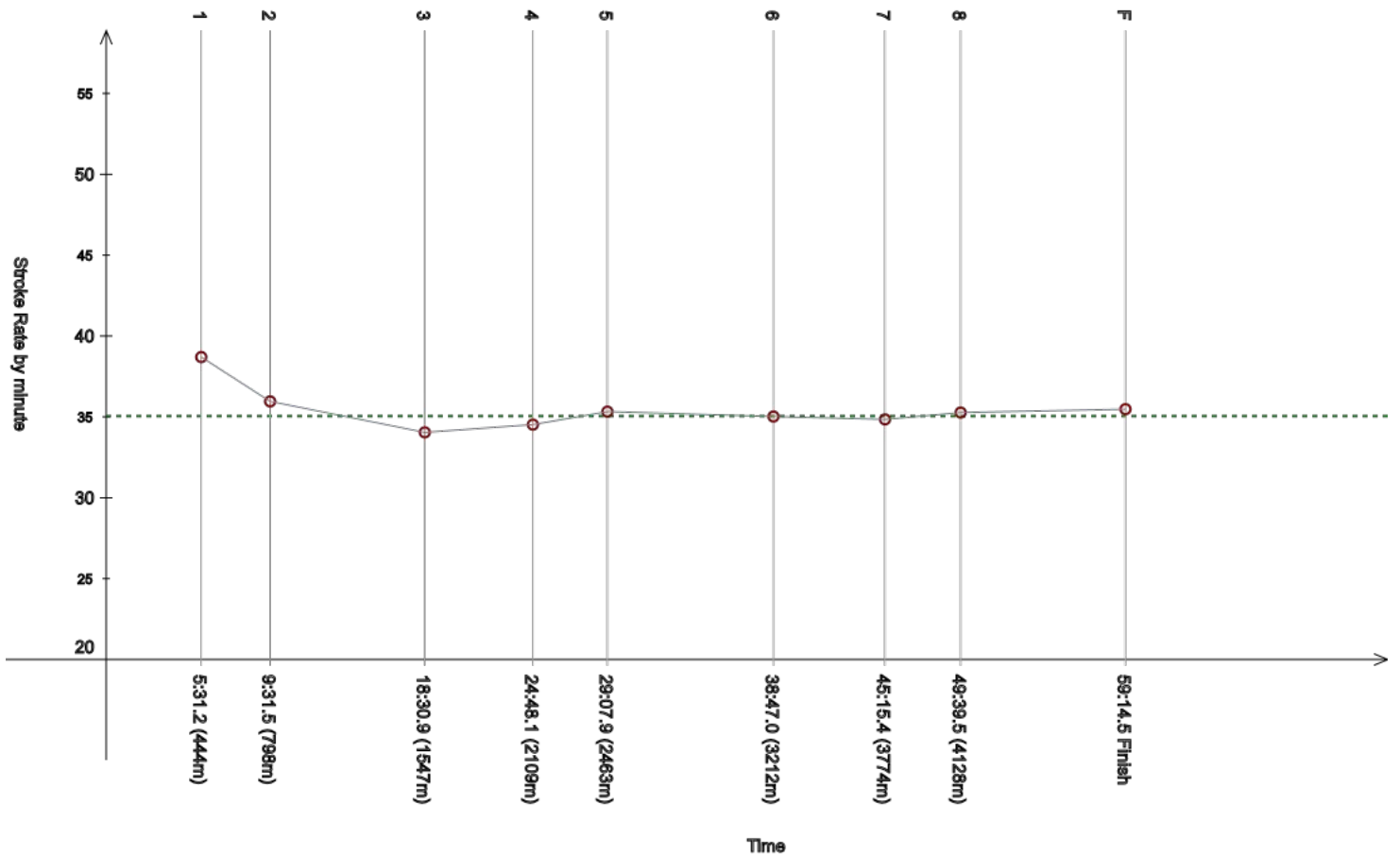
Event 102
27 JUN 2022 - 9:00

Men's 5km
5km - hommes

Race Analysis Analyse de course

Rank	Bib	Name	NAT Code	Finish Time	Gap
34	30	KHUDYAKOV Vitaliy	KAZ	59:14.5	+6:25.7

Split	Time	Rank	Gap	SPM	Split	Time	Rank	Gap	SPM	Split	Time	Rank	Gap	SPM	SPM	STC
1	5:31.2	(=20)	+26.1	38.7	2	9:31.5	(30)	+30.5	36.0	3	18:30.9	(34)	++	34.0		
4	24:48.1	(33)	++	34.5	5	29:07.9	(32)	++	35.3	6	38:47.0	(33)	++	35.0	35.1	2090
7	45:15.4	(33)	++	34.8	8	49:39.5	(33)	++	35.3	F	59:14.5	(34)	++	35.5		



+	Gap or time behind	++	One minute or more behind in split time	---	Stroke Rate Average
F	Finish	SPM	Average strokes per minute	STC	Total strokes

Official Timekeeping by OMEGA

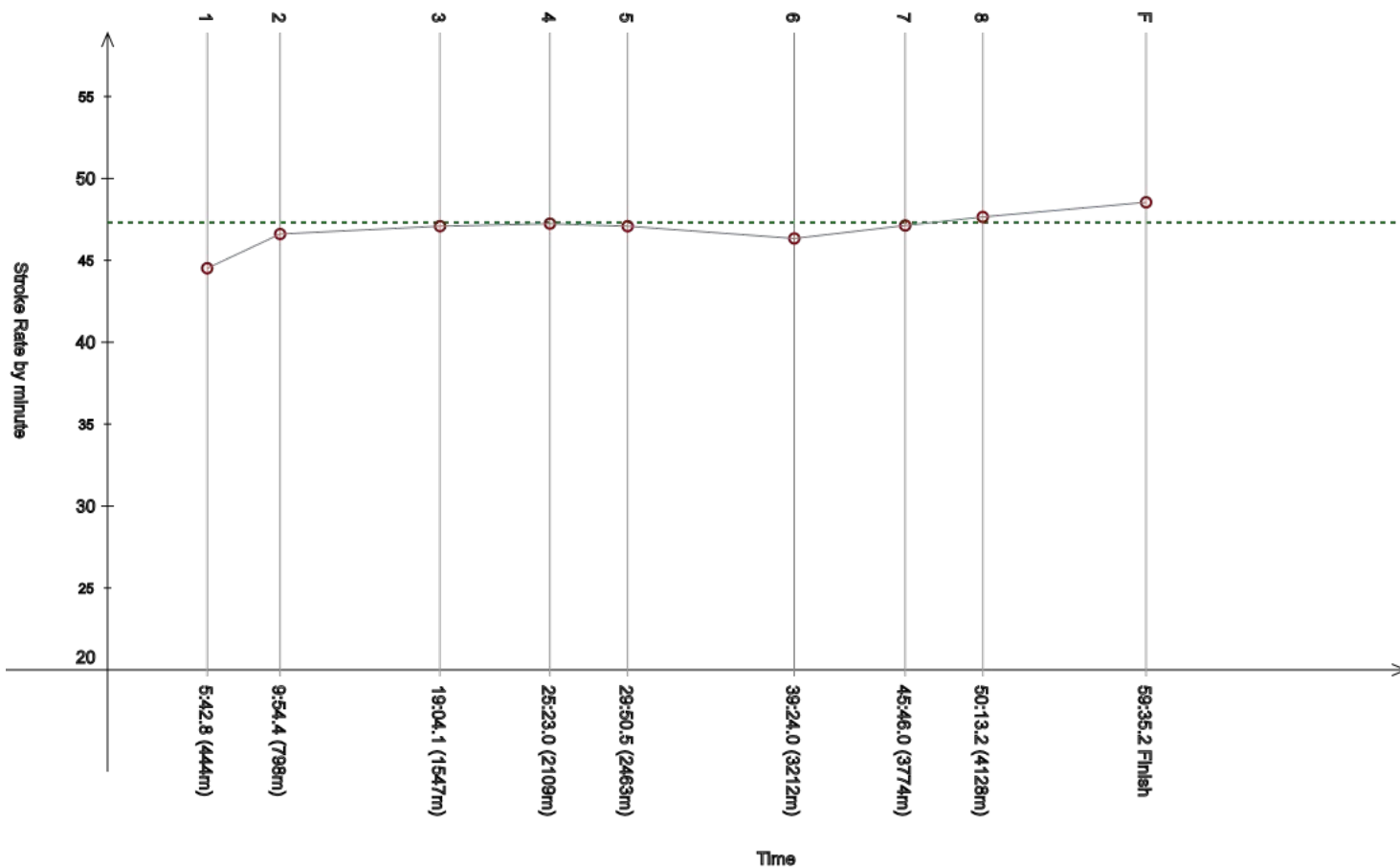
Event 102
27 JUN 2022 - 9:00

Men's 5km
5km - hommes

Race Analysis Analyse de course

Rank	Bib	Name	NAT Code	Finish Time	Gap
35	40	HACISAGIR Burhanettin	TUR	59:35.2	+6:46.4

Split	Time	Rank	Gap	SPM	Split	Time	Rank	Gap	SPM	Split	Time	Rank	Gap	SPM	SPM	STC
1	5:42.8	(38)	+37.7	44.5	2	9:54.4	(39)	+53.4	46.6	3	19:04.1	(40)	++	47.1		
4	25:23.0	(40)	++	47.2	5	29:50.5	(43)	++	47.1	6	39:24.0	(37)	++	46.3	47.3	2811
7	45:46.0	(38)	++	47.1	8	50:13.2	(41)	++	47.6	F	59:35.2	(35)	++	48.5		



Legend:					
+	Gap or time behind	++	One minute or more behind in split time	---	Stroke Rate Average
F	Finish	SPM	Average strokes per minute	STC	Total strokes

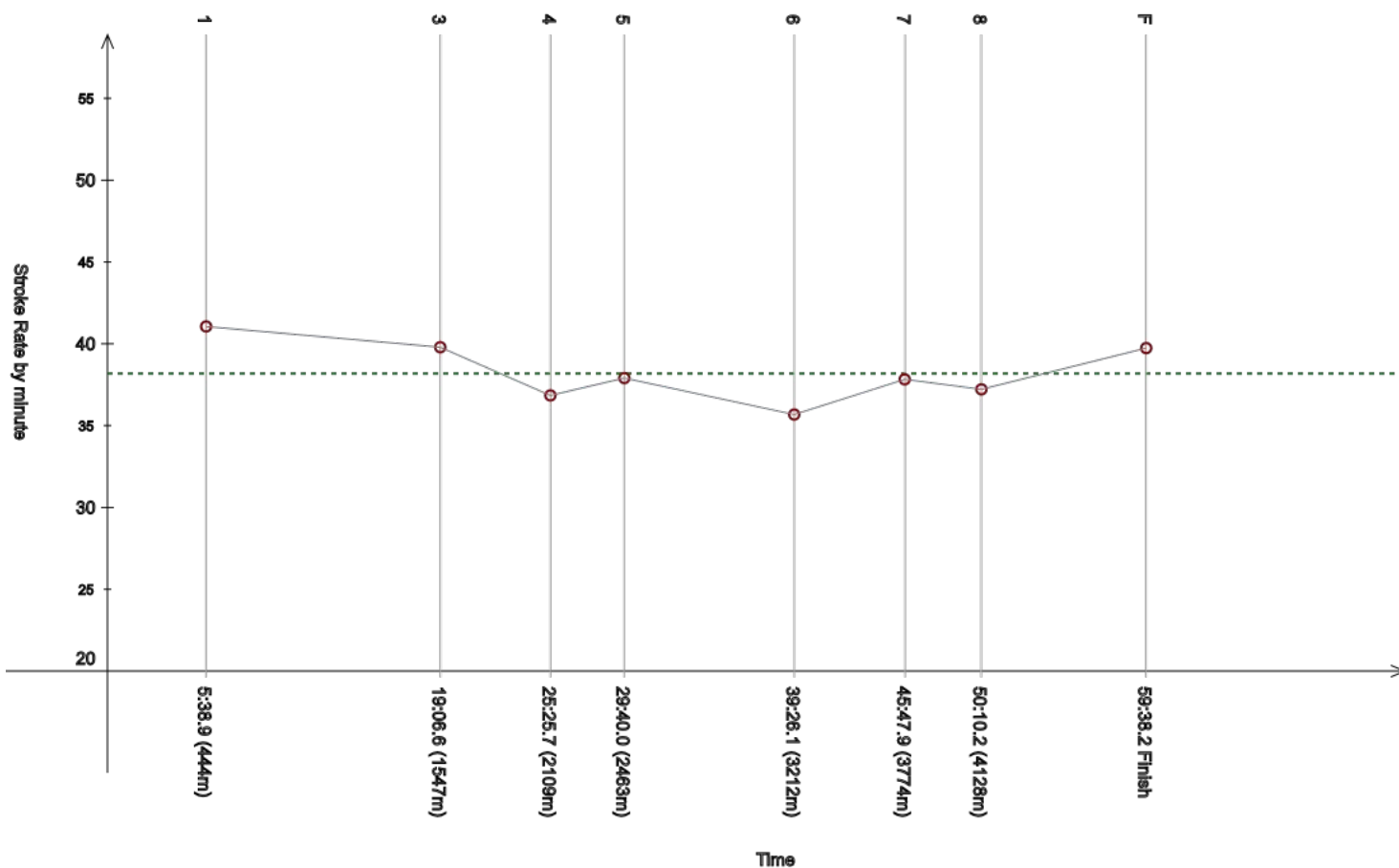
Official Timekeeping by OMEGA

Event 102
27 JUN 2022 - 9:00

Men's 5km
5km - hommes

Race Analysis Analyse de course

Rank	Bib	Name	NAT Code					Finish Time	Gap							
36	52	CHERPANOV Lev	KAZ					59:38.2	+6:49.4							
Split	Time	Rank	Gap	SPM	Split	Time	Rank	Gap	SPM	Split	Time	Rank	Gap	SPM	SPM	STC
1	5:38.9	(34)	+33.8	41.1	2	-	-	-	-	3	19:06.6	(43)	++	39.8		
4	25:25.7	(43)	++	36.8	5	29:40.0	(=35)	++	37.9	6	39:26.1	(=41)	++	35.7	38.2	2286
7	45:47.9	(39)	++	37.8	8	50:10.2	(40)	++	37.2	F	59:38.2	(36)	++	39.7		



Legend:			
+	Gap or time behind	++	One minute or more behind in split time
-	Information not available	----	Stroke Rate Average
F	Finish	SPM	Average strokes per minute
STC	Total strokes		

Official Timekeeping by OMEGA

Event 102
27 JUN 2022 - 9:00

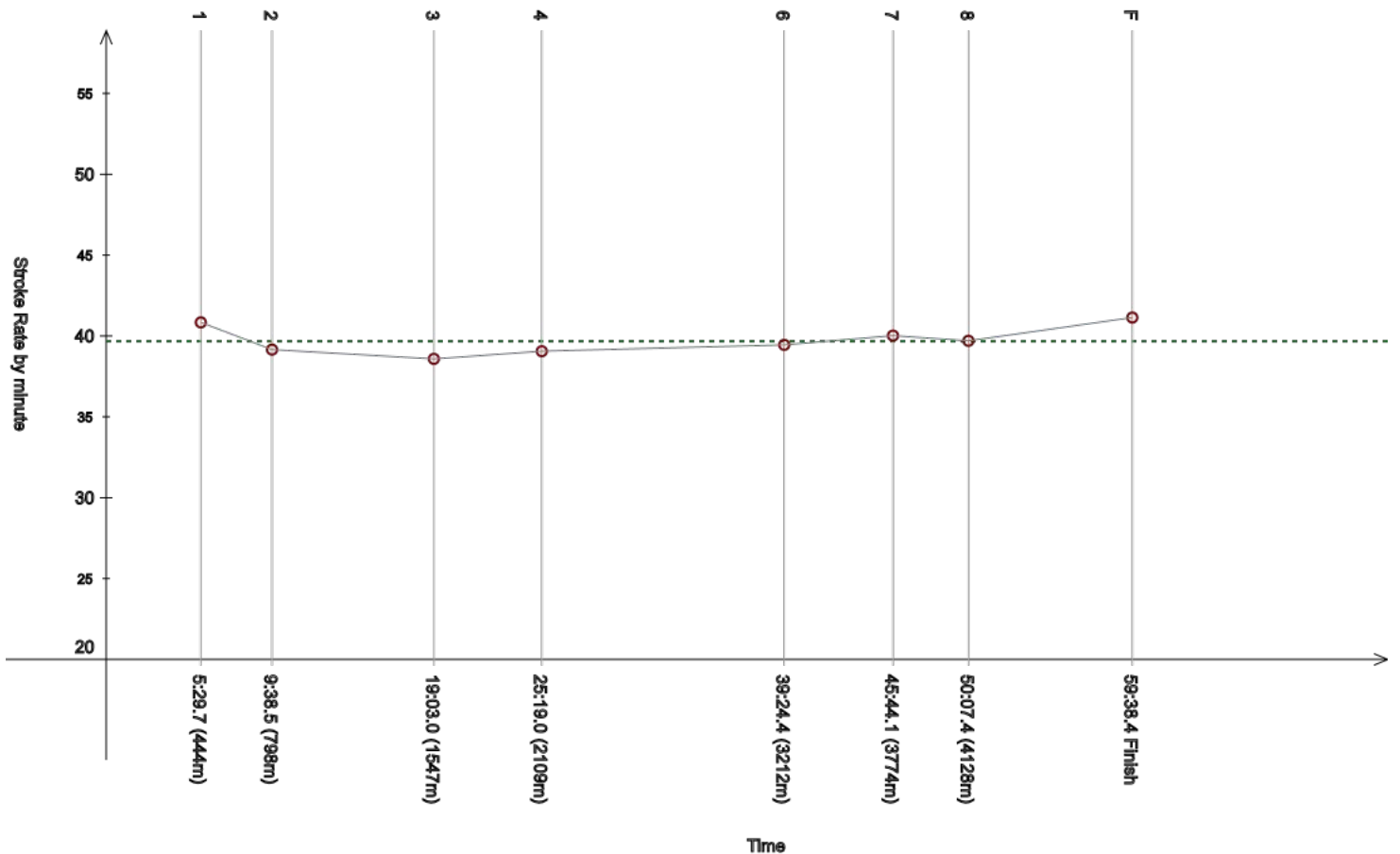
Men's 5km
5km - hommes

Race Analysis

Analyse de course

Rank	Bib	Name	NAT Code	Finish Time	Gap
37	24	SIN Chin Ting Keith	HKG	59:38.4	+6:49.6

Split	Time	Rank	Gap	SPM	Split	Time	Rank	Gap	SPM	Split	Time	Rank	Gap	SPM	SPM	STC
1	5:29.7	(16)	+24.6	40.8	2	9:38.5	(33)	+37.5	39.2	3	19:03.0	(38)	++	38.6		
4	25:19.0	(36)	++	39.1	5	-	-	-	-	6	39:24.4	(=38)	++	39.5	39.7	2372
7	45:44.1	(37)	++	40.0	8	50:07.4	(38)	++	39.7	F	59:38.4	(37)	++	41.1		



Legend:			
+	Gap or time behind	++	One minute or more behind in split time
-	Information not available	----	Stroke Rate Average
F	Finish	SPM	Average strokes per minute
STC	Total strokes		

Official Timekeeping by OMEGA

Event 102
27 JUN 2022 - 9:00

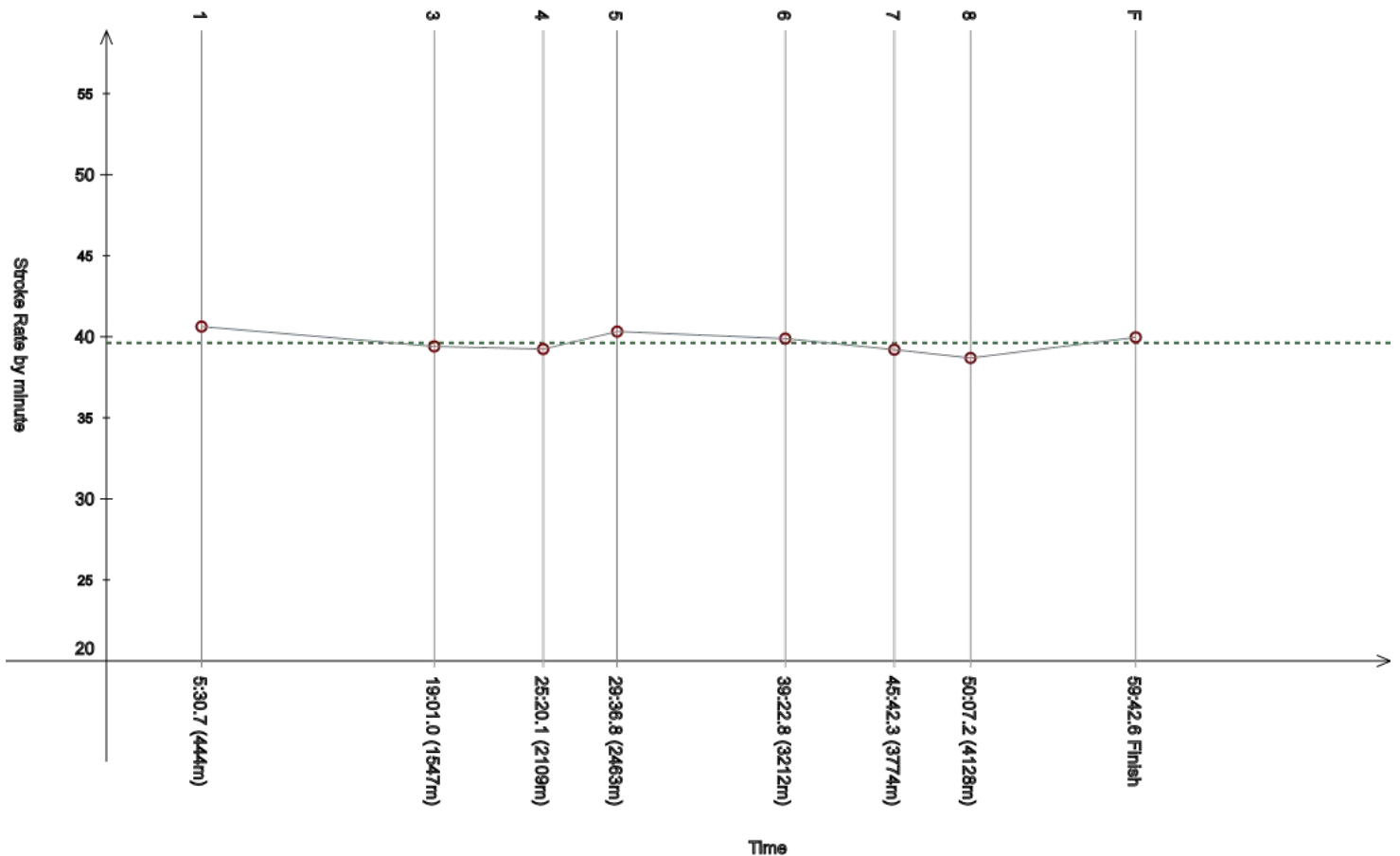
Men's 5km
5km - hommes

Race Analysis

Analyse de course

Rank	Bib	Name	NAT Code	Finish Time	Gap
38	8	THORLEY William Yan	HKG	59:42.6	+6:53.8

Split	Time	Rank	Gap	SPM	Split	Time	Rank	Gap	SPM	Split	Time	Rank	Gap	SPM	SPM	STC
1	5:30.7	(19)	+25.6	40.6	2	-	-	-	-	3	19:01.0	(36)	++	39.4		
4	25:20.1	(37)	++	39.2	5	29:36.8	(34)	++	40.3	6	39:22.8	(35)	++	39.9	39.6	2377
7	45:42.3	(34)	++	39.2	8	50:07.2	(37)	++	38.7	F	59:42.6	(38)	++	40.0		



Legend:			
+	Gap or time behind	++	One minute or more behind in split time
-	Information not available	----	Stroke Rate Average
F	Finish	SPM	Average strokes per minute
STC	Total strokes		

Official Timekeeping by OMEGA

Event 102
27 JUN 2022 - 9:00

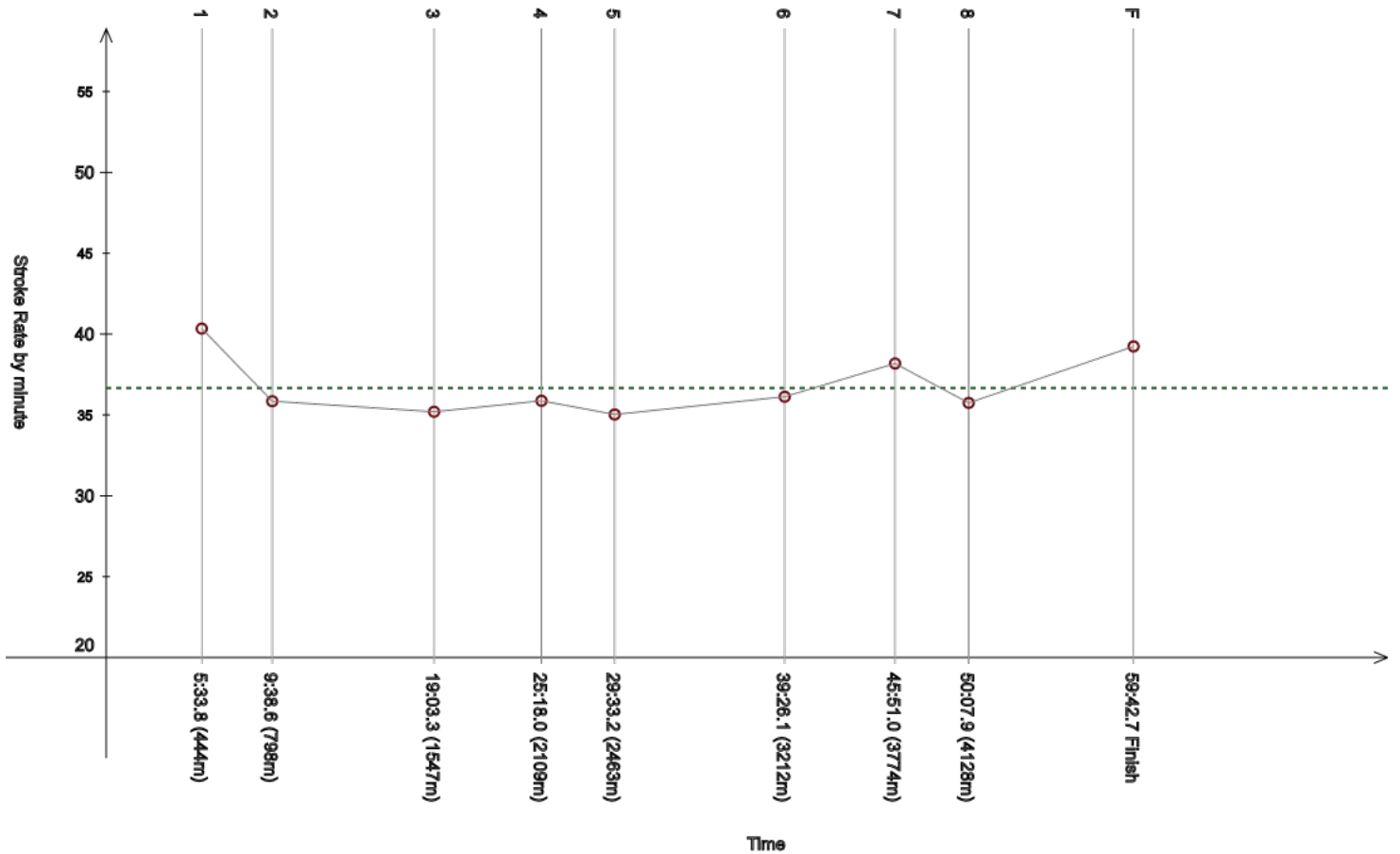
Men's 5km
5km - hommes

Race Analysis

Analyse de course

Rank	Bib	Name	NAT Code	Finish Time	Gap
39	10	CHO Pei-Chi	TPE	59:42.7	+6:53.9

Split	Time	Rank	Gap	SPM	Split	Time	Rank	Gap	SPM	Split	Time	Rank	Gap	SPM	SPM	STC
1	5:33.8	(25)	+28.7	40.3	2	9:38.6	(34)	+37.6	35.9	3	19:03.3	(39)	++	35.2		
4	25:18.0	(35)	++	35.9	5	29:33.2	(33)	++	35.0	6	39:26.1	(=41)	++	36.1	36.7	2220
7	45:51.0	(40)	++	38.2	8	50:07.9	(39)	++	35.7	F	59:42.7	(39)	++	39.2		



+	Gap or time behind	++	One minute or more behind in split time	- - -	Stroke Rate Average
F	Finish	SPM	Average strokes per minute	STC	Total strokes

Official Timekeeping by OMEGA

Event 102
27 JUN 2022 - 9:00

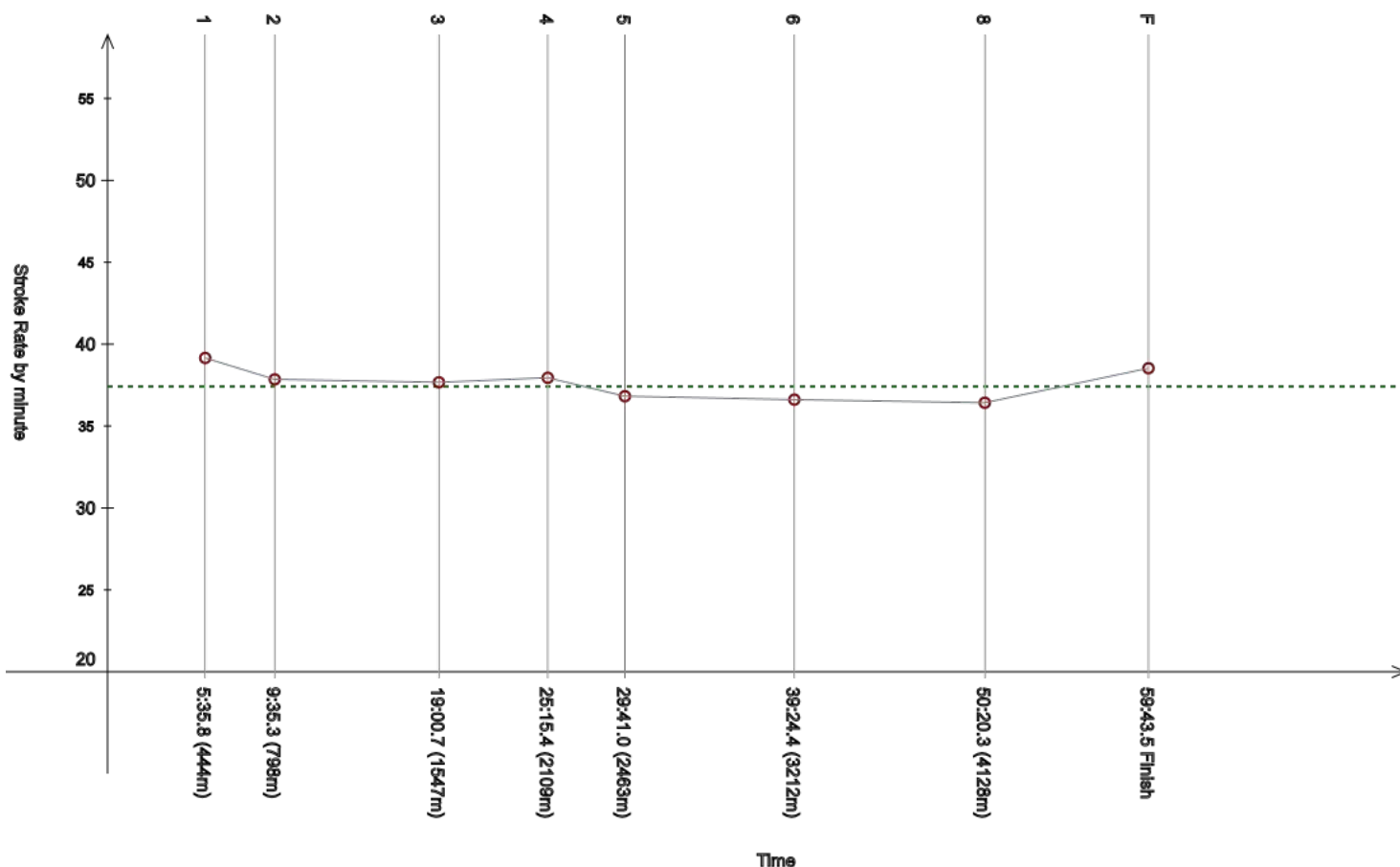
Men's 5km
5km - hommes

Race Analysis

Analyse de course

Rank	Bib	Name	NAT Code	Finish Time	Gap
40	3	PEREZ VERTTI FERRER Arturo	MEX	59:43.5	+6:54.7

Split	Time	Rank	Gap	SPM	Split	Time	Rank	Gap	SPM	Split	Time	Rank	Gap	SPM	SPM	STC
1	5:35.8	(28)	+30.7	39.2	2	9:35.3	(32)	+34.3	37.9	3	19:00.7	(35)	++	37.7		
4	25:15.4	(34)	++	38.0	5	29:41.0	(38)	++	36.8	6	39:24.4	(=38)	++	36.6	37.4	2247
7	-	-	-	-	8	50:20.3	(45)	++	36.4	F	59:43.5	(40)	++	38.5		



Legend:			
+	Gap or time behind	++	One minute or more behind in split time
-	Information not available	----	Stroke Rate Average
F	Finish	SPM	Average strokes per minute
STC	Total strokes		

Official Timekeeping by OMEGA

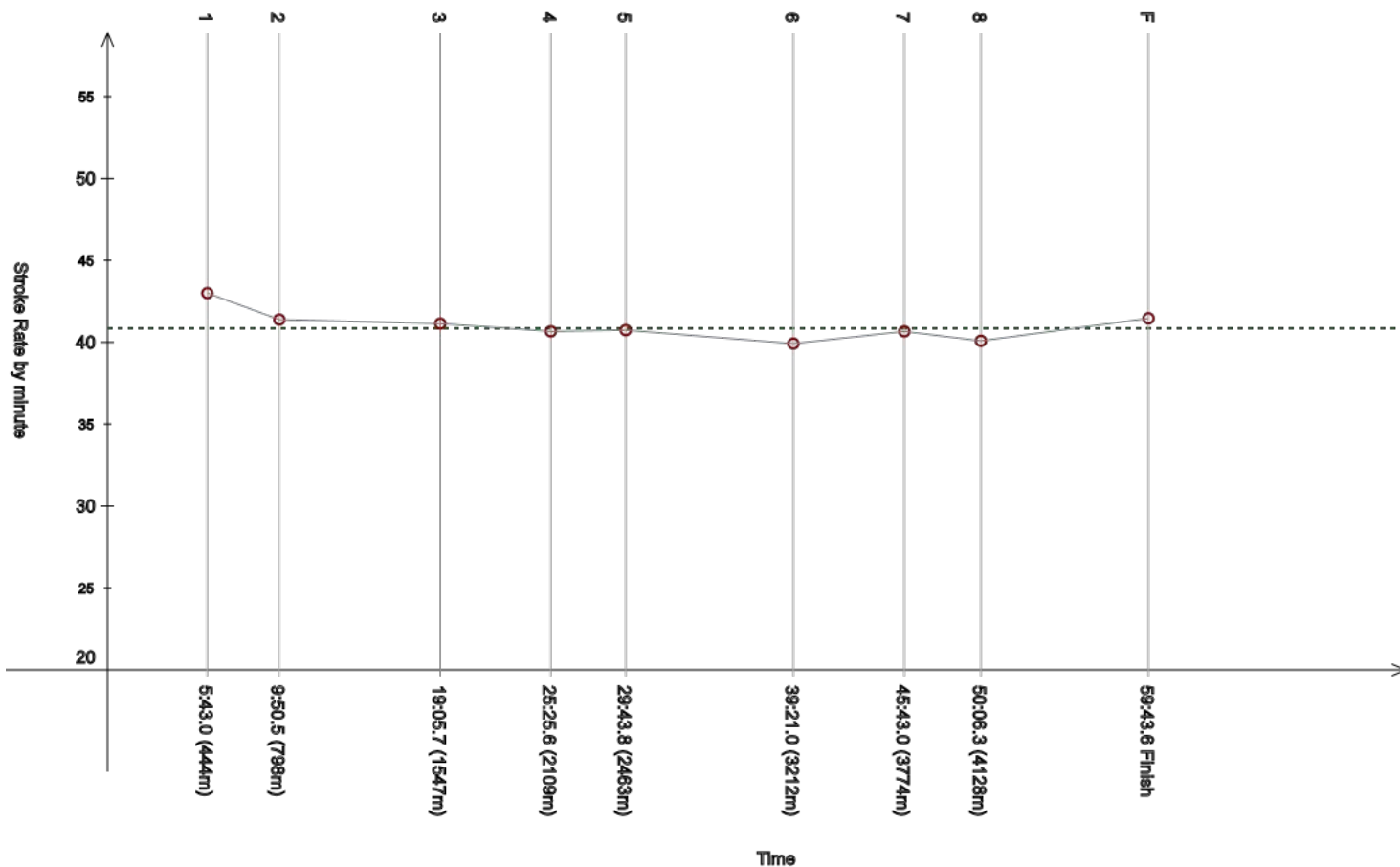
Event 102
27 JUN 2022 - 9:00

Men's 5km
5km - hommes

Race Analysis Analyse de course

Rank	Bib	Name	NAT Code	Finish Time	Gap
41	62	PACCOT PIRIZ Maximiliano	URU	59:43.6	+6:54.8

Split	Time	Rank	Gap	SPM	Split	Time	Rank	Gap	SPM	Split	Time	Rank	Gap	SPM	SPM	STC
1	5:43.0	(39)	+37.9	43.0	2	9:50.5	(38)	+49.5	41.4	3	19:05.7	(42)	++	41.1		
4	25:25.6	(42)	++	40.7	5	29:43.8	(40)	++	40.7	6	39:21.0	(34)	++	39.9	40.8	2452
7	45:43.0	(35)	++	40.7	8	50:06.3	(36)	++	40.1	F	59:43.6	(41)	++	41.5		



Legend:			
+	Gap or time behind	++	One minute or more behind in split time
F	Finish	SPM	Average strokes per minute
---	Stroke Rate Average	STC	Total strokes

Official Timekeeping by OMEGA

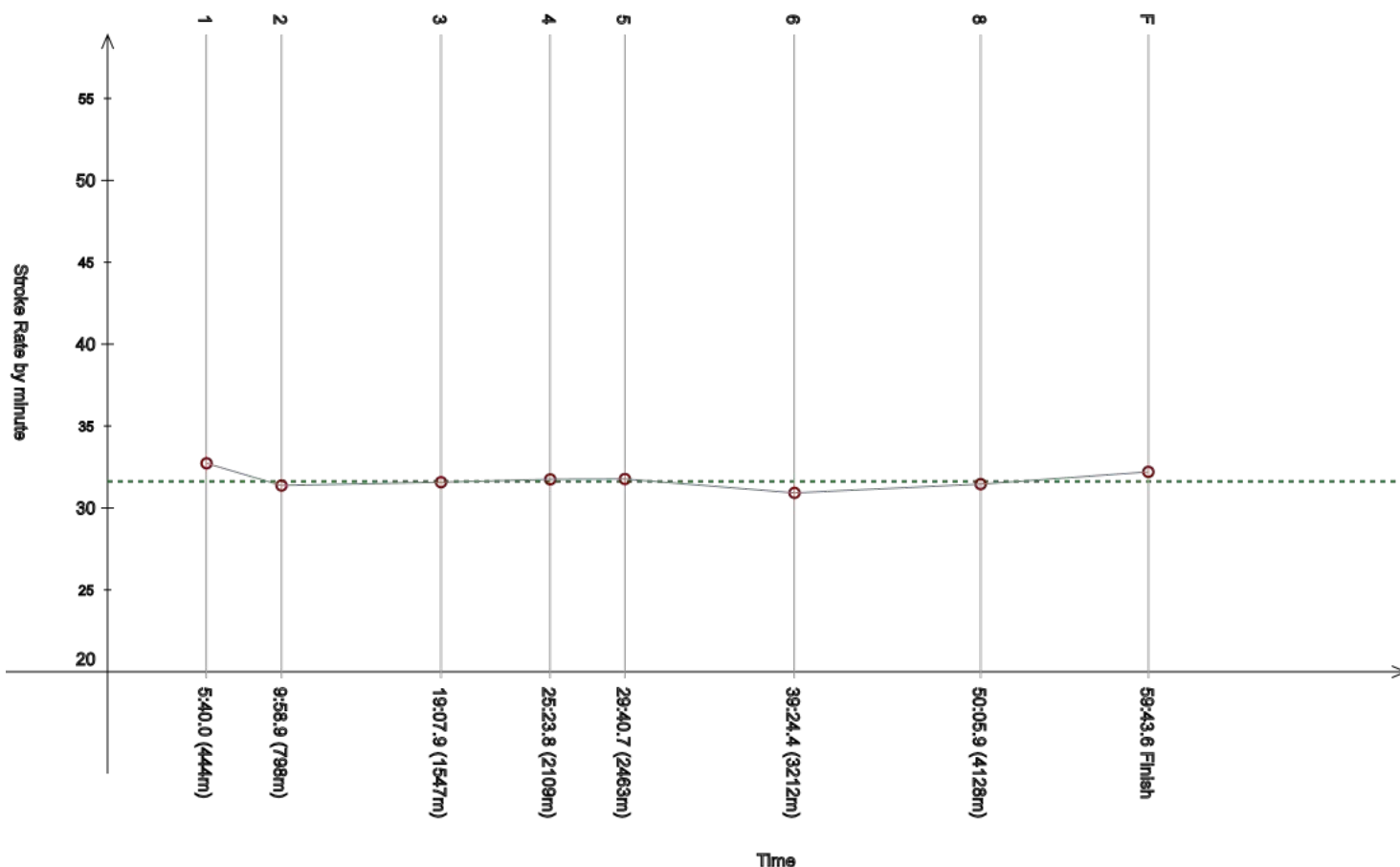
Event 102
27 JUN 2022 - 9:00

Men's 5km
5km - hommes

Race Analysis Analyse de course

Rank	Bib	Name	NAT Code	Finish Time	Gap
42	28	LUKASEVITS Artyom	SGP	59:43.6	+6:54.8

Split	Time	Rank	Gap	SPM	Split	Time	Rank	Gap	SPM	Split	Time	Rank	Gap	SPM	SPM	STC
1	5:40.0	(35)	+34.9	32.7	2	9:58.9	(42)	+57.9	31.4	3	19:07.9	(45)	++	31.6		
4	25:23.8	(41)	++	31.7	5	29:40.7	(37)	++	31.8	6	39:24.4	(=38)	++	30.9	31.6	1891
7	-	-	-	-	8	50:05.9	(35)	++	31.5	F	59:43.6	(42)	++	32.2		



Legend:			
+	Gap or time behind	++	One minute or more behind in split time
-	Information not available	----	Stroke Rate Average
F	Finish	SPM	Average strokes per minute
STC	Total strokes		

Official Timekeeping by OMEGA

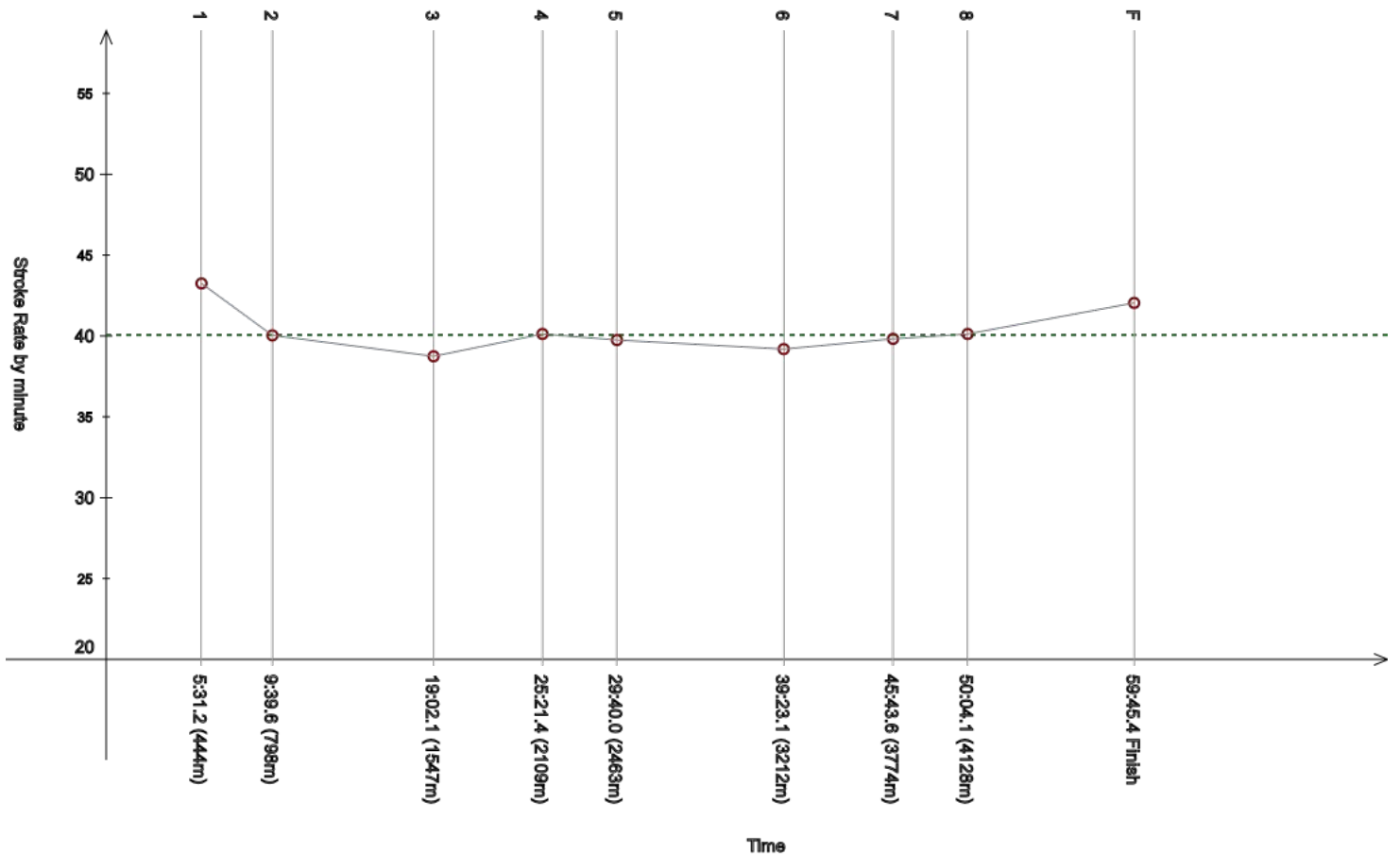
Event 102
27 JUN 2022 - 9:00

Men's 5km
5km - hommes

Race Analysis Analyse de course

Rank	Bib	Name	NAT Code	Finish Time	Gap
43	2	ROJAS PORTUGUEZ Jeison	CRC	59:45.4	+6:56.6

Split	Time	Rank	Gap	SPM	Split	Time	Rank	Gap	SPM	Split	Time	Rank	Gap	SPM	SPM	STC
1	5:31.2	(=20)	+26.1	43.3	2	9:39.6	(35)	+38.6	40.0	3	19:02.1	(37)	++	38.7		
4	25:21.4	(39)	++	40.1	5	29:40.0	(=35)	++	39.8	6	39:23.1	(36)	++	39.2	40.1	2414
7	45:43.6	(36)	++	39.8	8	50:04.1	(34)	++	40.1	F	59:45.4	(43)	++	42.0		



Legend:			
+	Gap or time behind	++	One minute or more behind in split time
F	Finish	SPM	Average strokes per minute
---	Stroke Rate Average	STC	Total strokes

Official Timekeeping by OMEGA

Event 102
27 JUN 2022 - 9:00

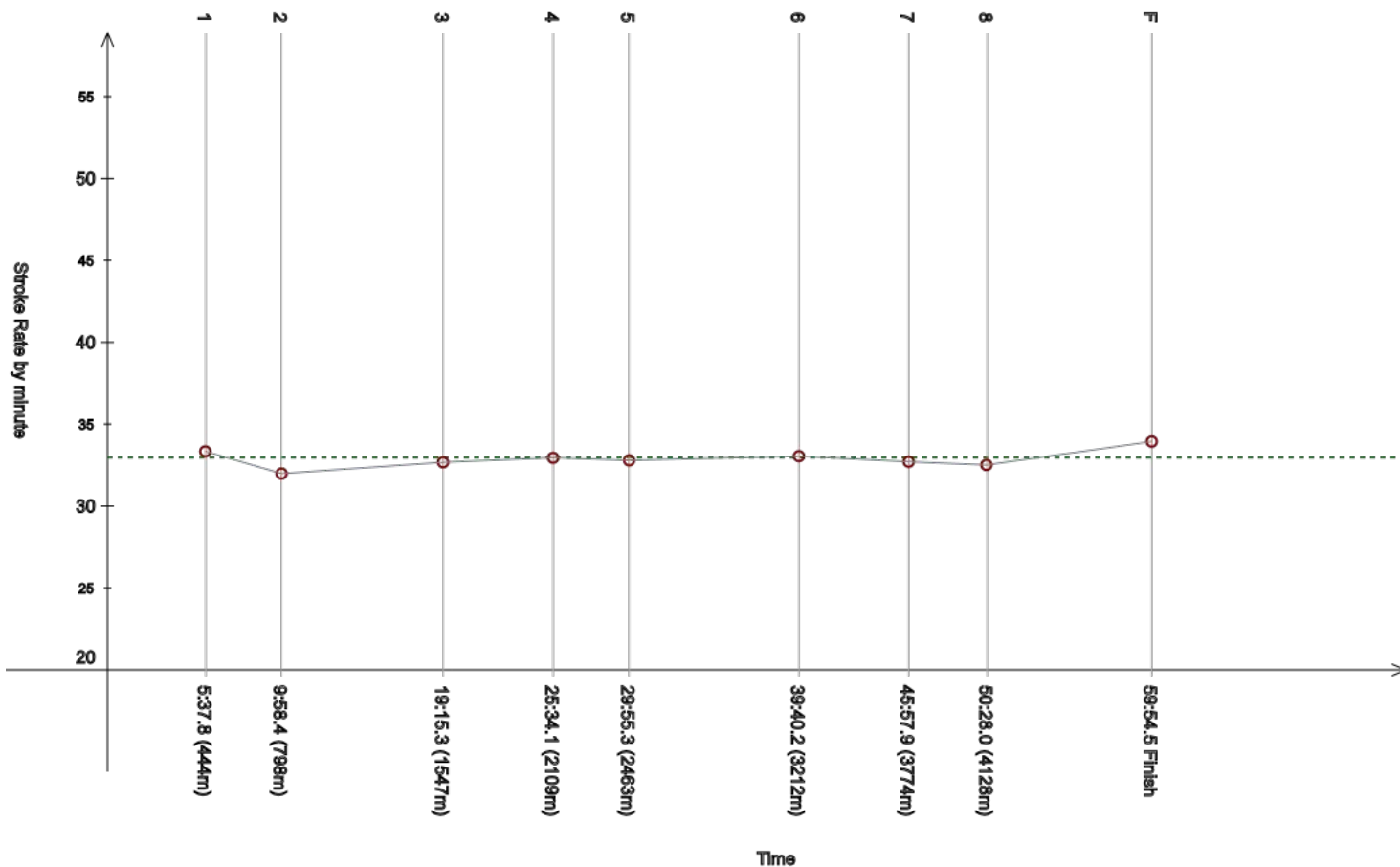
Men's 5km
5km - hommes

Race Analysis

Analyse de course

Rank	Bib	Name	NAT Code	Finish Time	Gap
44	20	OH Ritchie	SGP	59:54.5	+7:05.7

Split	Time	Rank	Gap	SPM	Split	Time	Rank	Gap	SPM	Split	Time	Rank	Gap	SPM	SPM	STC
1	5:37.8	(31)	+32.7	33.3	2	9:58.4	(41)	+57.4	32.0	3	19:15.3	(47)	++	32.7		
4	25:34.1	(46)	++	32.9	5	29:55.3	(44)	++	32.8	6	39:40.2	(48)	++	33.0	33.0	1988
7	45:57.9	(44)	++	32.7	8	50:28.0	(46)	++	32.5	F	59:54.5	(44)	++	33.9		



Legend:			
+	Gap or time behind	++	One minute or more behind in split time
F	Finish	SPM	Average strokes per minute
---	Stroke Rate Average	STC	Total strokes

Official Timekeeping by OMEGA

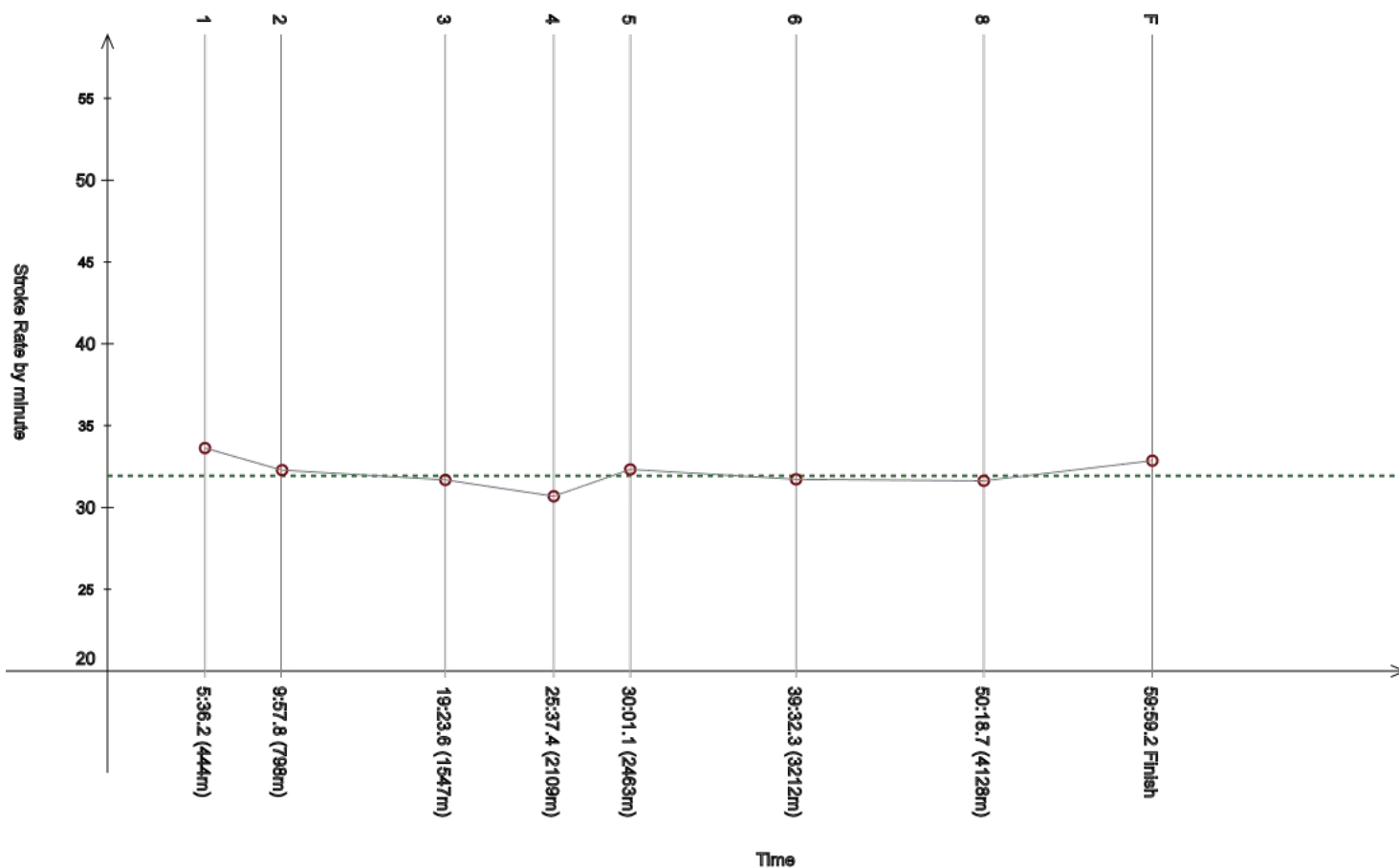
Event 102
27 JUN 2022 - 9:00

Men's 5km
5km - hommes

Race Analysis

Analyse de course

Rank	Bib	Name	NAT Code					Finish Time	Gap							
45	42	KIM Minseok	KOR					59:59.2	+7:10.4							
Split	Time	Rank	Gap	SPM	Split	Time	Rank	Gap	SPM	Split	Time	Rank	Gap	SPM	SPM	STC
1	5:36.2	(29)	+31.1	33.6	2	9:57.8	(40)	+56.8	32.3	3	19:23.6	(49)	++	31.7		
4	25:37.4	(47)	++	30.7	5	30:01.1	(45)	++	32.3	6	39:32.3	(46)	++	31.7	31.9	1933
7	-	-	-	-	8	50:18.7	(44)	++	31.6	F	59:59.2	(45)	++	32.9		



Legend:			
+	Gap or time behind	++	One minute or more behind in split time
-	Information not available	----	Stroke Rate Average
F	Finish	SPM	Average strokes per minute
STC	Total strokes		

Official Timekeeping by OMEGA

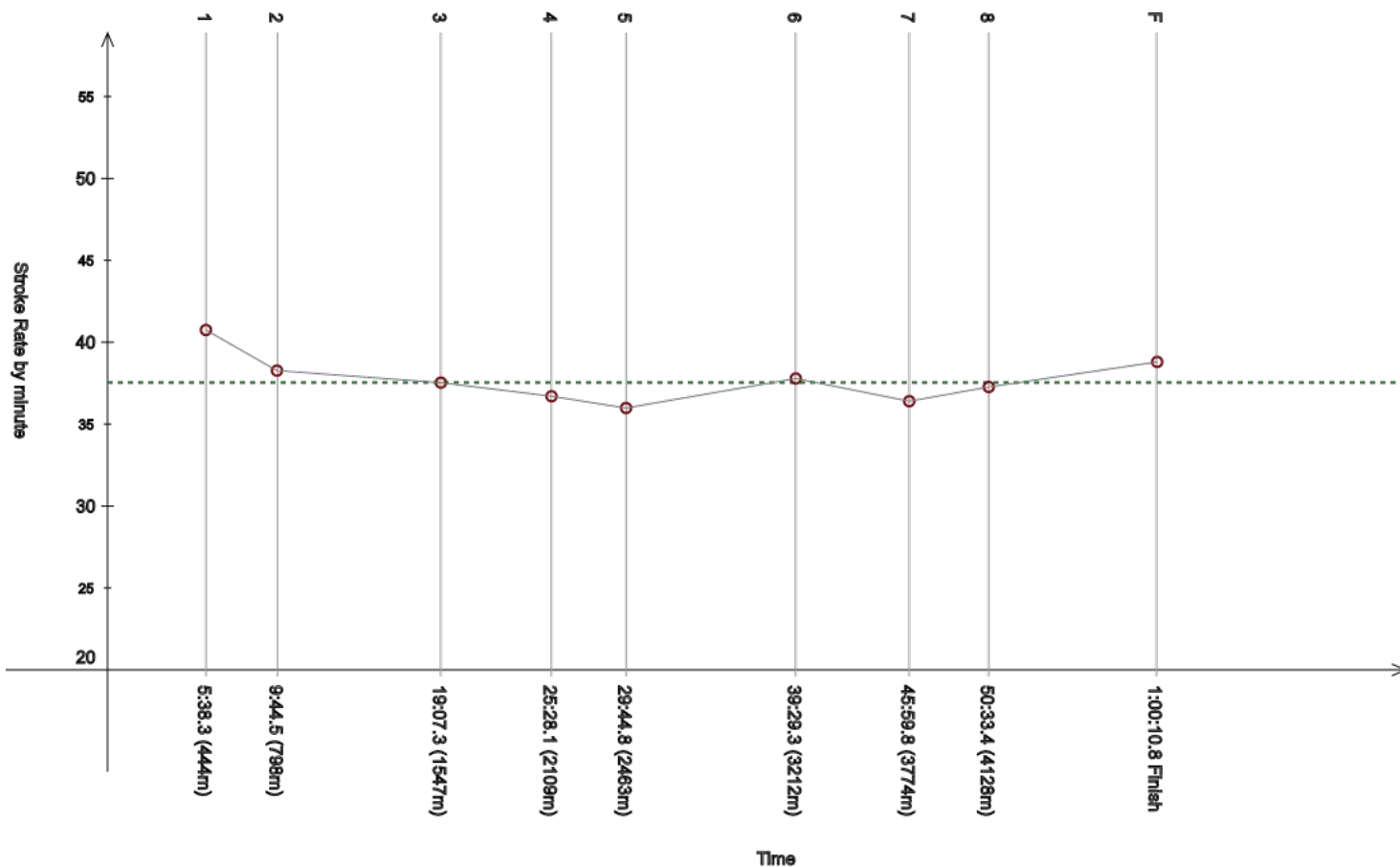
Event 102
27 JUN 2022 - 9:00

Men's 5km
5km - hommes

Race Analysis Analyse de course

Rank	Bib	Name	NAT Code	Finish Time	Gap
46	56	BABBITT MEDINA Colin	ECU	1:00:10.8	+7:22.0

Split	Time	Rank	Gap	SPM	Split	Time	Rank	Gap	SPM	Split	Time	Rank	Gap	SPM	SPM	STC
1	5:38.3	(32)	+33.2	40.8	2	9:44.5	(36)	+43.5	38.3	3	19:07.3	(44)	++	37.5		
4	25:28.1	(45)	++	36.7	5	29:44.8	(42)	++	36.0	6	39:29.3	(45)	++	37.8	37.5	2272
7	45:59.8	(45)	++	36.4	8	50:33.4	(47)	++	37.3	F	1:00:10.8	(46)	++	38.8		



Legend:					
+	Gap or time behind	++	One minute or more behind in split time	---	Stroke Rate Average
F	Finish	SPM	Average strokes per minute	STC	Total strokes

Official Timekeeping by OMEGA

Event 102
27 JUN 2022 - 9:00

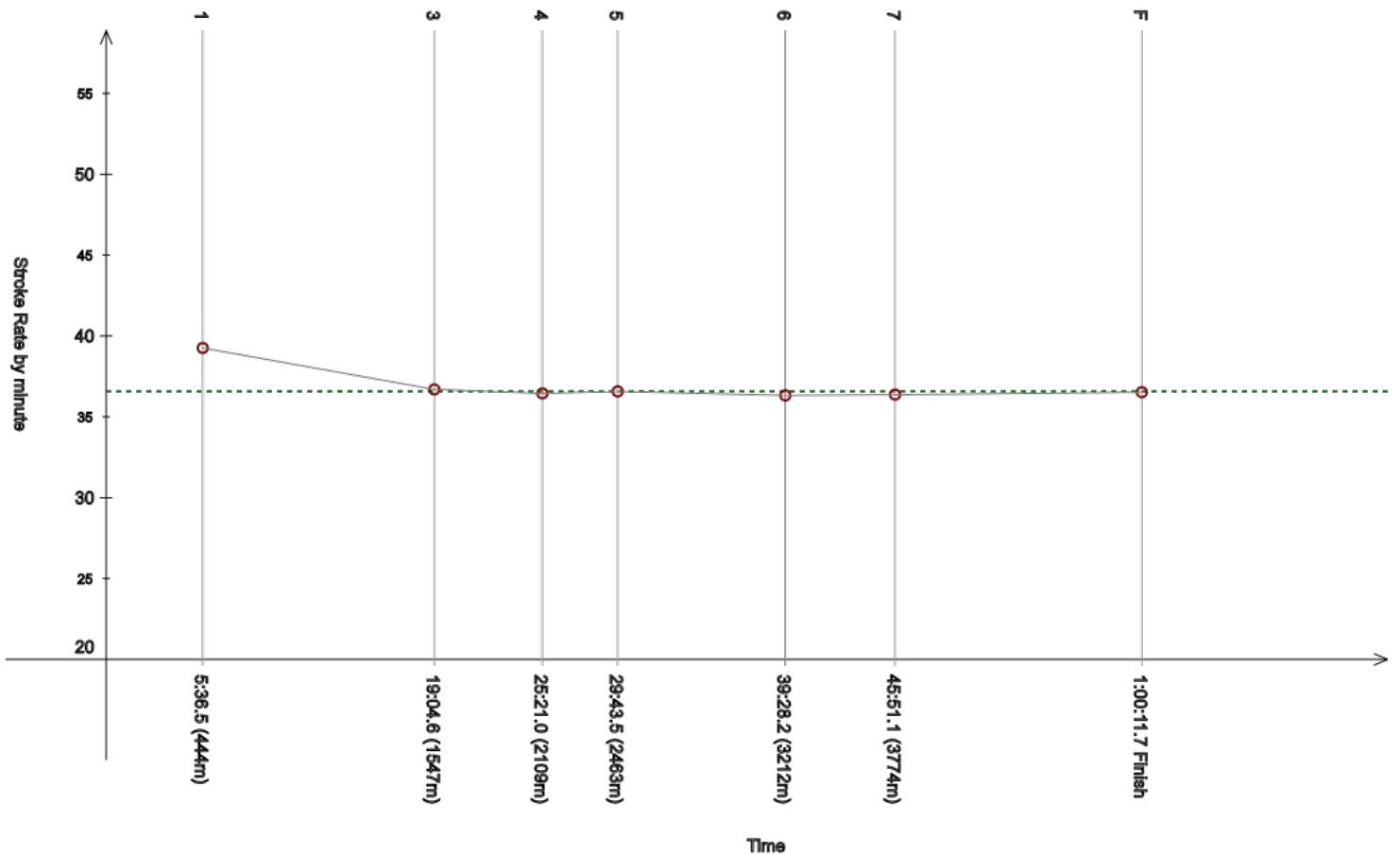
Men's 5km
5km - hommes

Race Analysis

Analyse de course

Rank	Bib	Name	NAT Code	Finish Time	Gap
47	55	MUJAN Grgo	CRO	1:00:11.7	+7:22.9

Split	Time	Rank	Gap	SPM	Split	Time	Rank	Gap	SPM	Split	Time	Rank	Gap	SPM	SPM	STC
1	5:36.5	(30)	+31.4	39.3	2	-	-	-	-	3	19:04.6	(41)	++	36.7		
4	25:21.0	(38)	++	36.5	5	29:43.5	(39)	++	36.6	6	39:28.2	(44)	++	36.3	36.6	2216
7	45:51.1	(41)	++	36.4	8	-	-	-	-	F	1:00:11.7	(47)	++	36.5		



Legend:			
+	Gap or time behind	++	One minute or more behind in split time
-	Information not available	----	Stroke Rate Average
F	Finish	SPM	Average strokes per minute
STC	Total strokes		

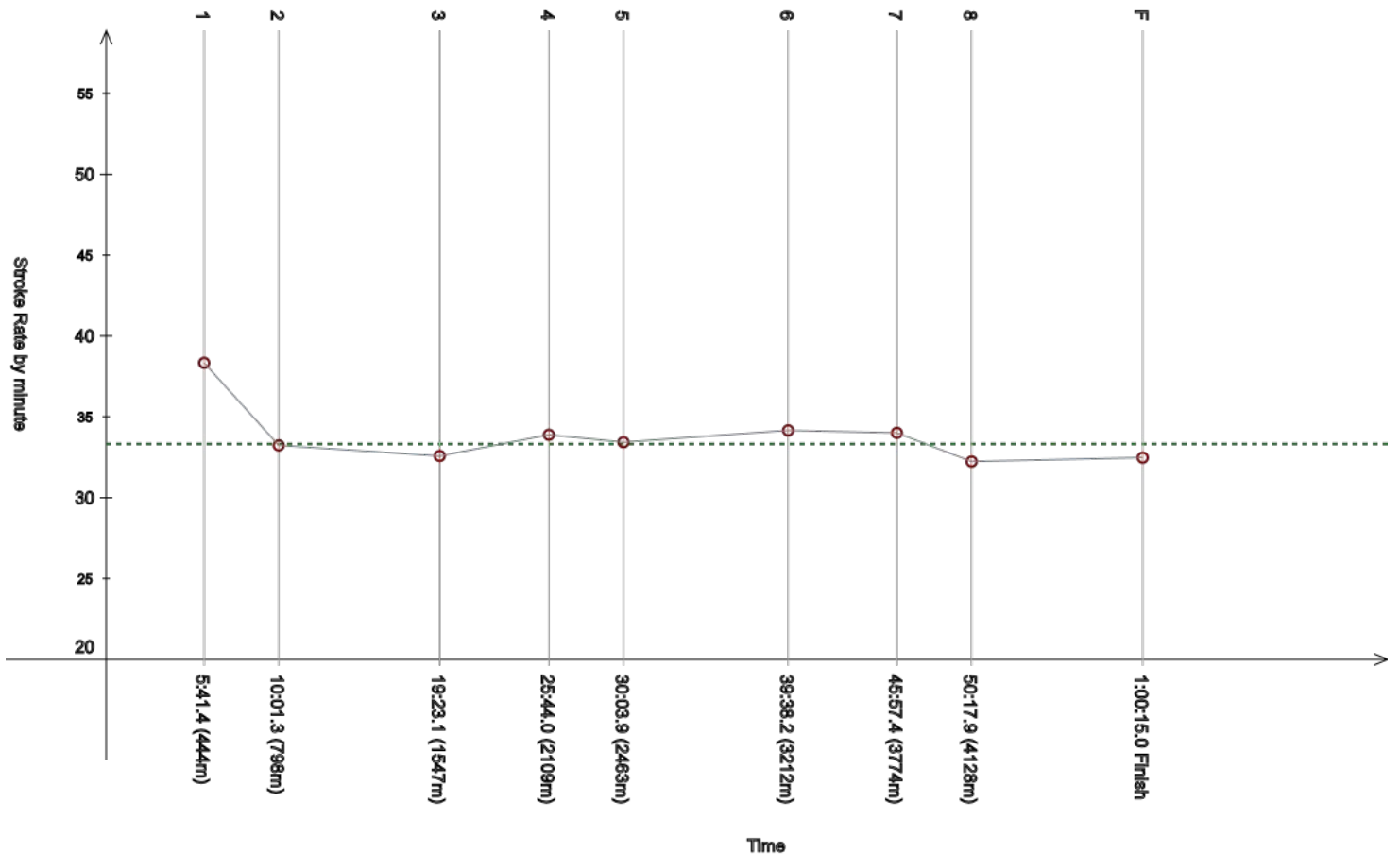
Official Timekeeping by OMEGA

Event 102
27 JUN 2022 - 9:00

Men's 5km
5km - hommes

Race Analysis Analyse de course

Rank	Bib	Name	NAT Code					Finish Time	Gap							
48	34	PINOTES Pedro	ANG					1:00:15.0	+7:26.2							
Split	Time	Rank	Gap	SPM	Split	Time	Rank	Gap	SPM	Split	Time	Rank	Gap	SPM	SPM	STC
1	5:41.4	(37)	+36.3	38.3	2	10:01.3	(43)	++	33.2	3	19:23.1	(48)	++	32.6		
4	25:44.0	(48)	++	33.9	5	30:03.9	(46)	++	33.4	6	39:38.2	(47)	++	34.2	33.3	2037
7	45:57.4	(43)	++	34.0	8	50:17.9	(42)	++	32.2	F	1:00:15.0	(48)	++	32.5		



Legend:			
+	Gap or time behind	++	One minute or more behind in split time
F	Finish	SPM	Average strokes per minute
---	Stroke Rate Average	STC	Total strokes

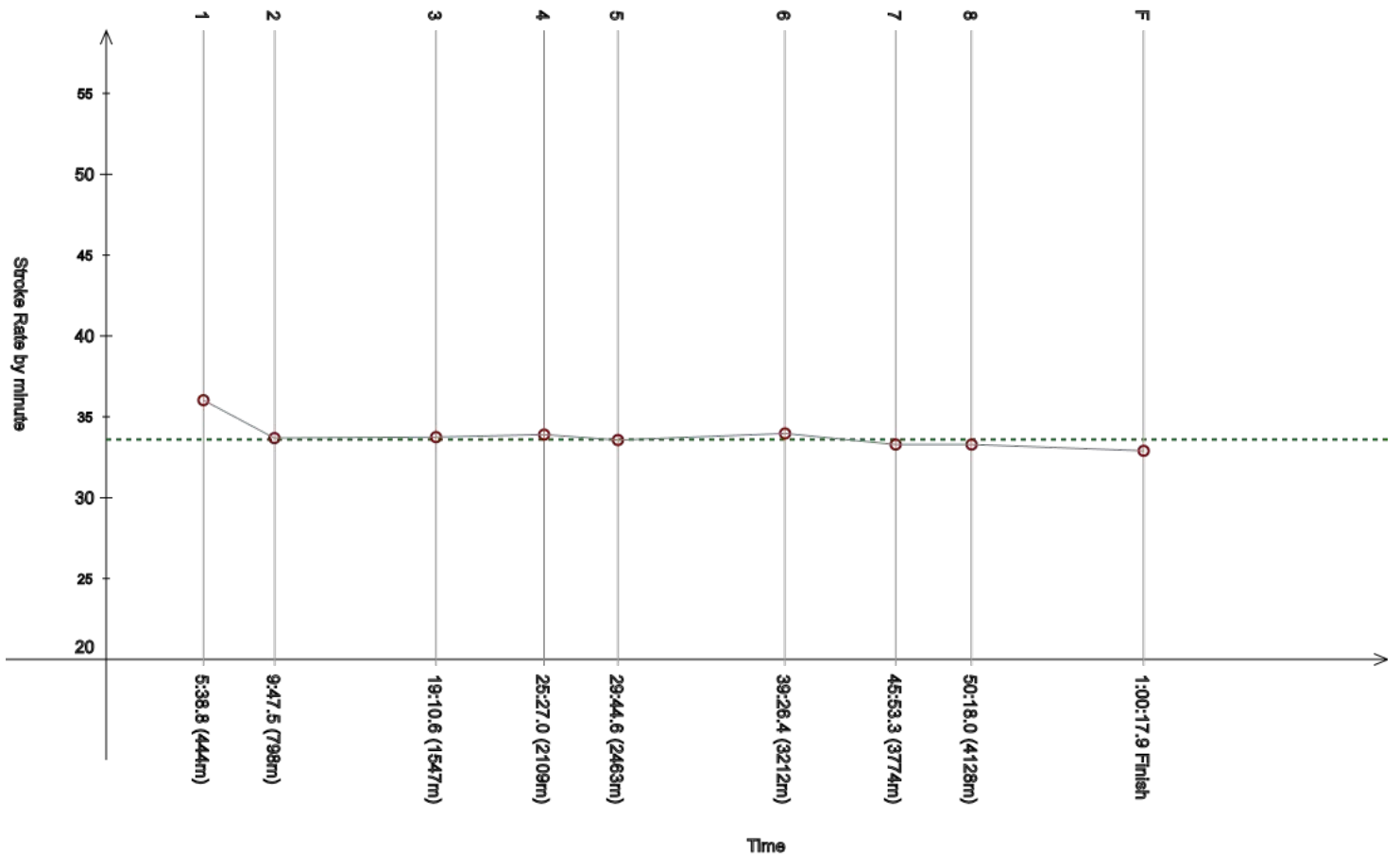
Official Timekeeping by OMEGA

Event 102
27 JUN 2022 - 9:00

Men's 5km
5km - hommes

Race Analysis Analyse de course

Rank	Bib	Name	NAT Code					Finish Time	Gap							
49	47	LEE Changmin	KOR					1:00:17.9	+7:29.1							
Split	Time	Rank	Gap	SPM	Split	Time	Rank	Gap	SPM	Split	Time	Rank	Gap	SPM	SPM	STC
1	5:38.8	(33)	+33.7	36.0	2	9:47.5	(37)	+46.5	33.7	3	19:10.6	(46)	++	33.7		
4	25:27.0	(44)	++	33.9	5	29:44.6	(41)	++	33.6	6	39:26.4	(43)	++	34.0	33.6	2031
7	45:53.3	(42)	++	33.3	8	50:18.0	(43)	++	33.3	F	1:00:17.9	(49)	++	32.9		



Legend:			
+	Gap or time behind	++	One minute or more behind in split time
F	Finish	SPM	Average strokes per minute
---	Stroke Rate Average	STC	Total strokes

Official Timekeeping by OMEGA

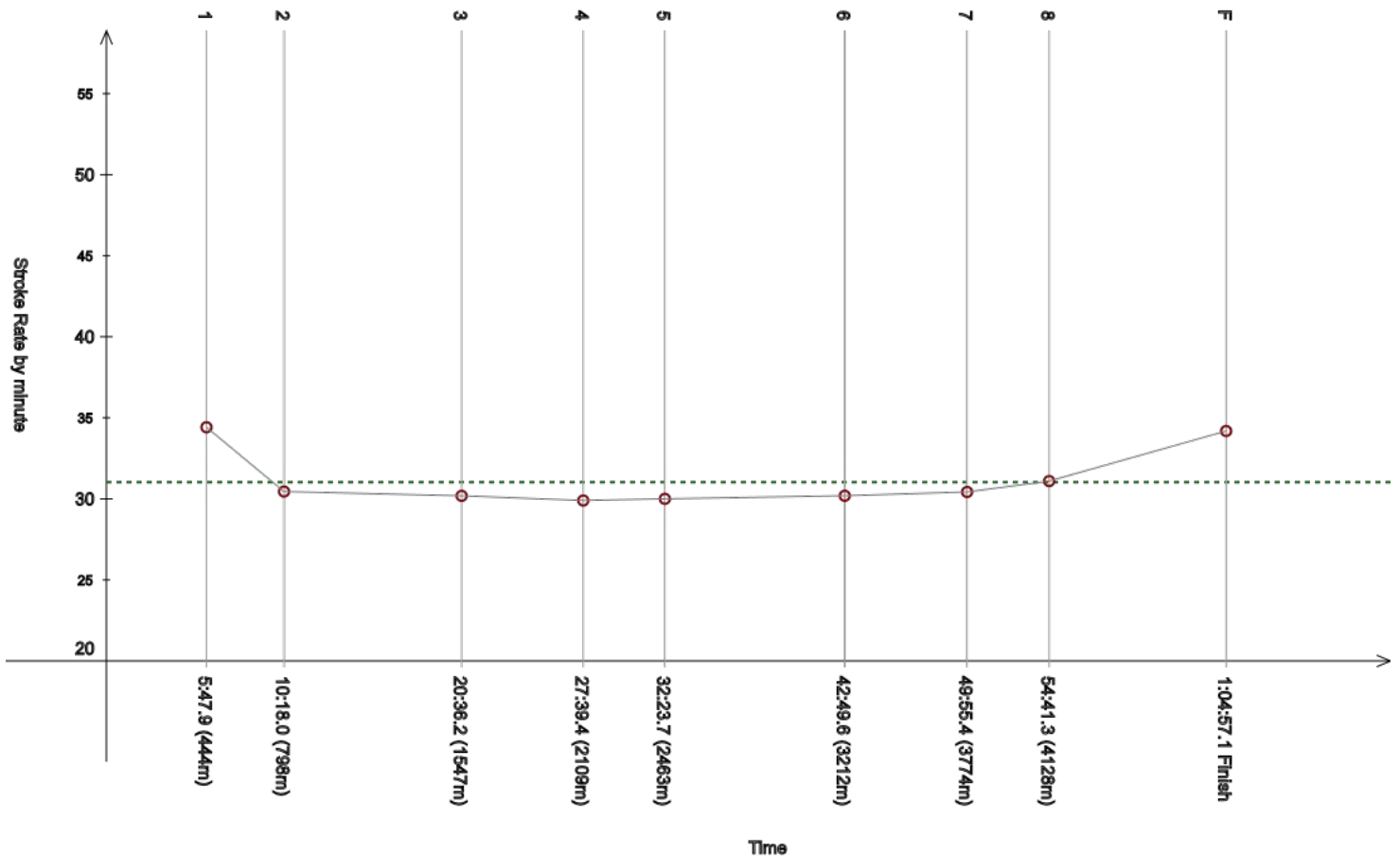
Event 102
27 JUN 2022 - 9:00

Men's 5km
5km - hommes

Race Analysis Analyse de course

Rank	Bib	Name	NAT Code	Finish Time	Gap
50	13	GIRLIN Anton-Theo	EST	1:04:57.1	+12:08.3

Split	Time	Rank	Gap	SPM	Split	Time	Rank	Gap	SPM	Split	Time	Rank	Gap	SPM	SPM	STC
1	5:47.9	(40)	+42.8	34.4	2	10:18.0	(44)	++	30.5	3	20:36.2	(51)	++	30.2		
4	27:39.4	(51)	++	29.9	5	32:23.7	(47)	++	30.0	6	42:49.6	(49)	++	30.2	31.0	2034
7	49:55.4	(46)	++	30.4	8	54:41.3	(48)	++	31.1	F	1:04:57.1	(50)	++	34.2		



Legend:			
+	Gap or time behind	++	One minute or more behind in split time
F	Finish	SPM	Average strokes per minute
---	Stroke Rate Average	STC	Total strokes

Official Timekeeping by OMEGA

Event 102
27 JUN 2022 - 9:00

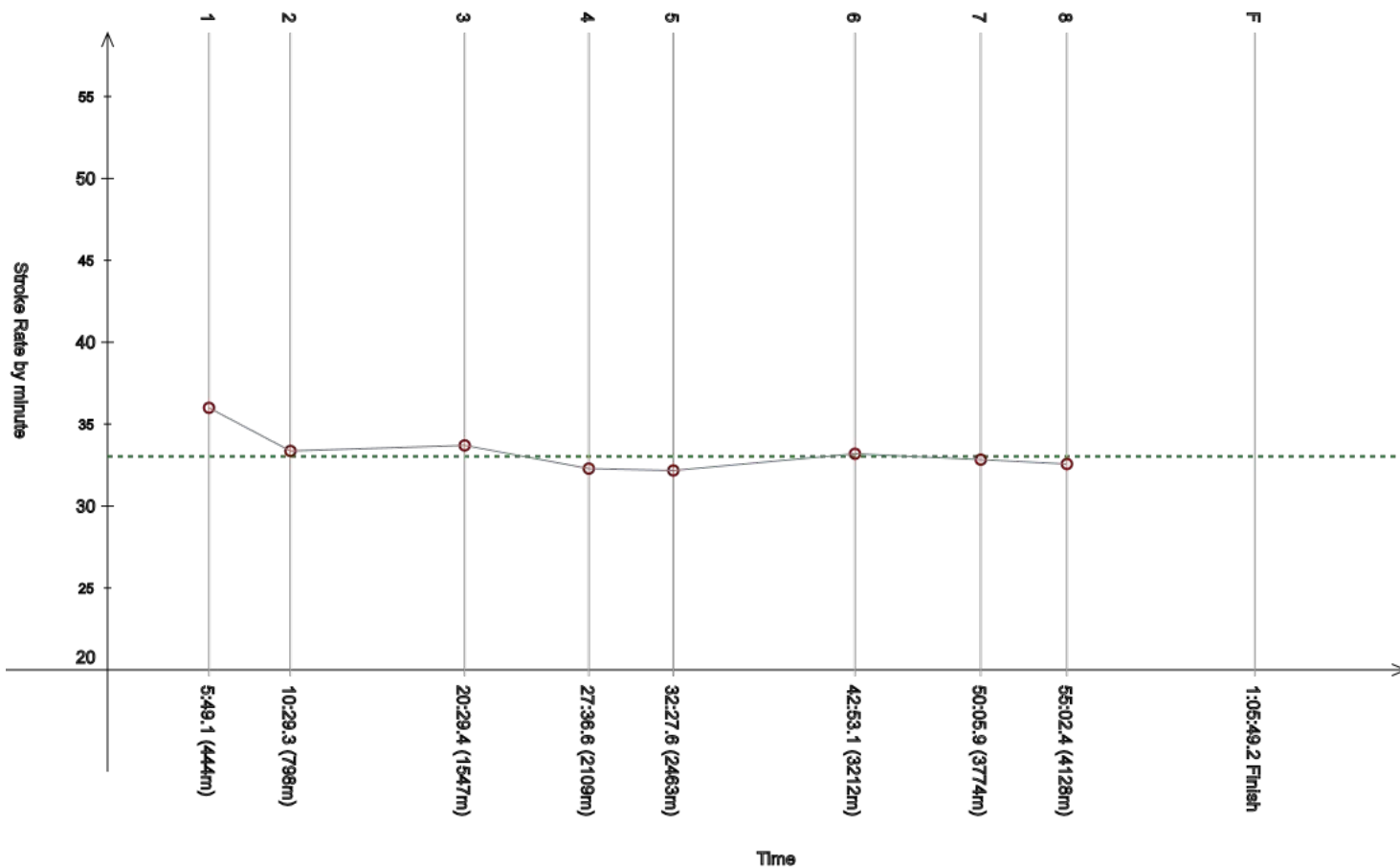
Men's 5km
5km - hommes

Race Analysis

Analyse de course

Rank	Bib	Name	NAT Code	Finish Time	Gap
51	41	REYES SARAVIA Santiago	GUA	1:05:49.2	+13:00.4

Split	Time	Rank	Gap	SPM	Split	Time	Rank	Gap	SPM	Split	Time	Rank	Gap	SPM	SPM	STC
1	5:49.1	(41)	+44.0	36.0	2	10:29.3	(46)	++	33.4	3	20:29.4	(50)	++	33.7		
4	27:36.6	(50)	++	32.3	5	32:27.6	(48)	++	32.2	6	42:53.1	(50)	++	33.2	33.0	1853
7	50:05.9	(47)	++	32.8	8	55:02.4	(49)	++	32.6	F	1:05:49.2	(51)	++	-		



Legend:					
+	Gap or time behind	++	One minute or more behind in split time	---	Stroke Rate Average
F	Finish	SPM	Average strokes per minute	STC	Total strokes

Official Timekeeping by OMEGA

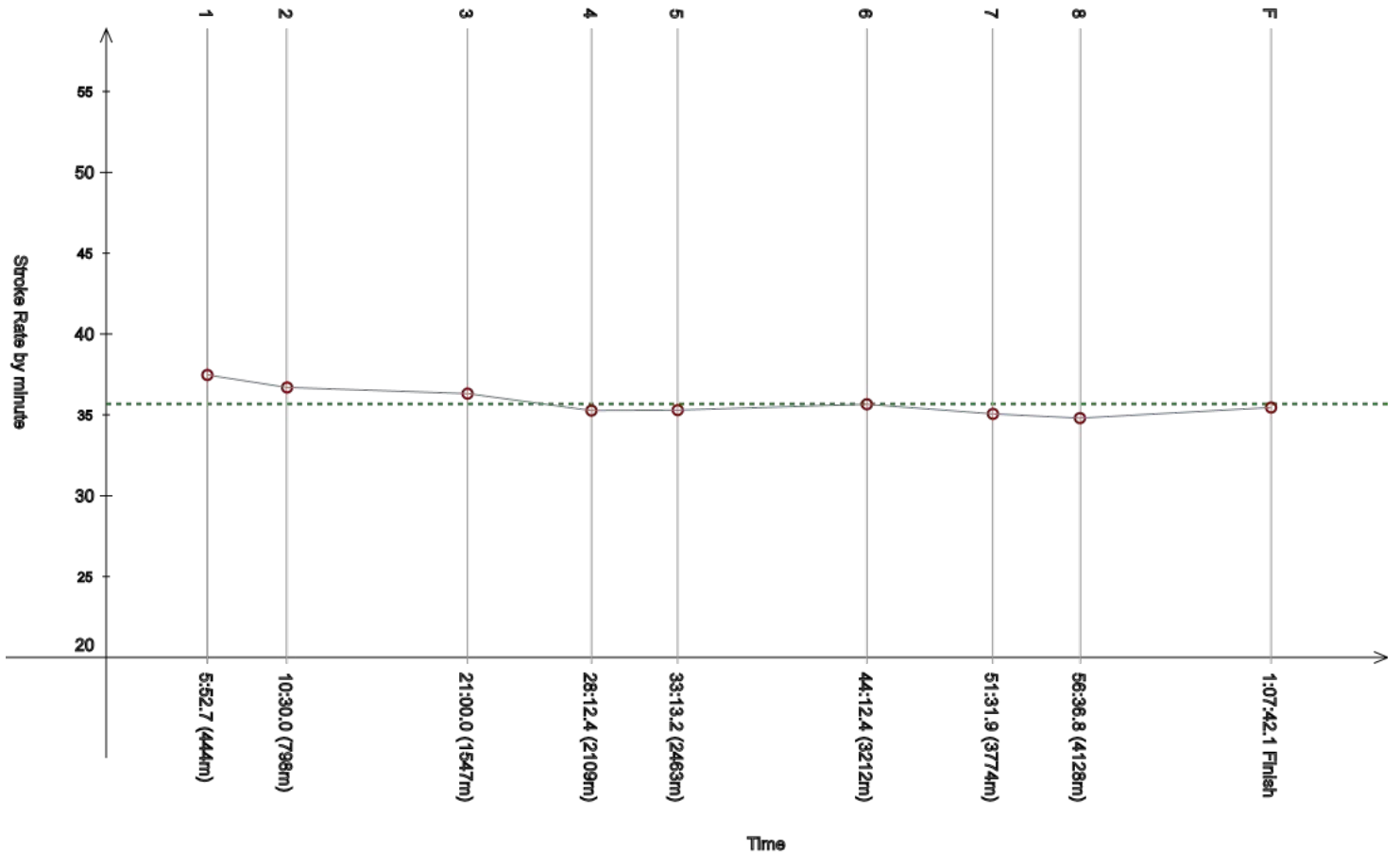
Event 102
27 JUN 2022 - 9:00

Men's 5km
5km - hommes

Race Analysis Analyse de course

Rank	Bib	Name	NAT Code	Finish Time	Gap
52	15	AREVALO ENCINAS Jaime	BOL	1:07:42.1	+14:53.3

Split	Time	Rank	Gap	SPM	Split	Time	Rank	Gap	SPM	Split	Time	Rank	Gap	SPM	SPM	STC
1	5:52.7	(42)	+47.6	37.5	2	10:30.0	(47)	++	36.7	3	21:00.0	(52)	++	36.3		
4	28:12.4	(52)	++	35.3	5	33:13.2	(49)	++	35.3	6	44:12.4	(51)	++	35.7	35.7	2439
7	51:31.9	(48)	++	35.1	8	56:36.8	(50)	++	34.8	F	1:07:42.1	(52)	++	35.5		



Legend:			
+	Gap or time behind	++	One minute or more behind in split time
F	Finish	SPM	Average strokes per minute
---	Stroke Rate Average	STC	Total strokes

Official Timekeeping by OMEGA

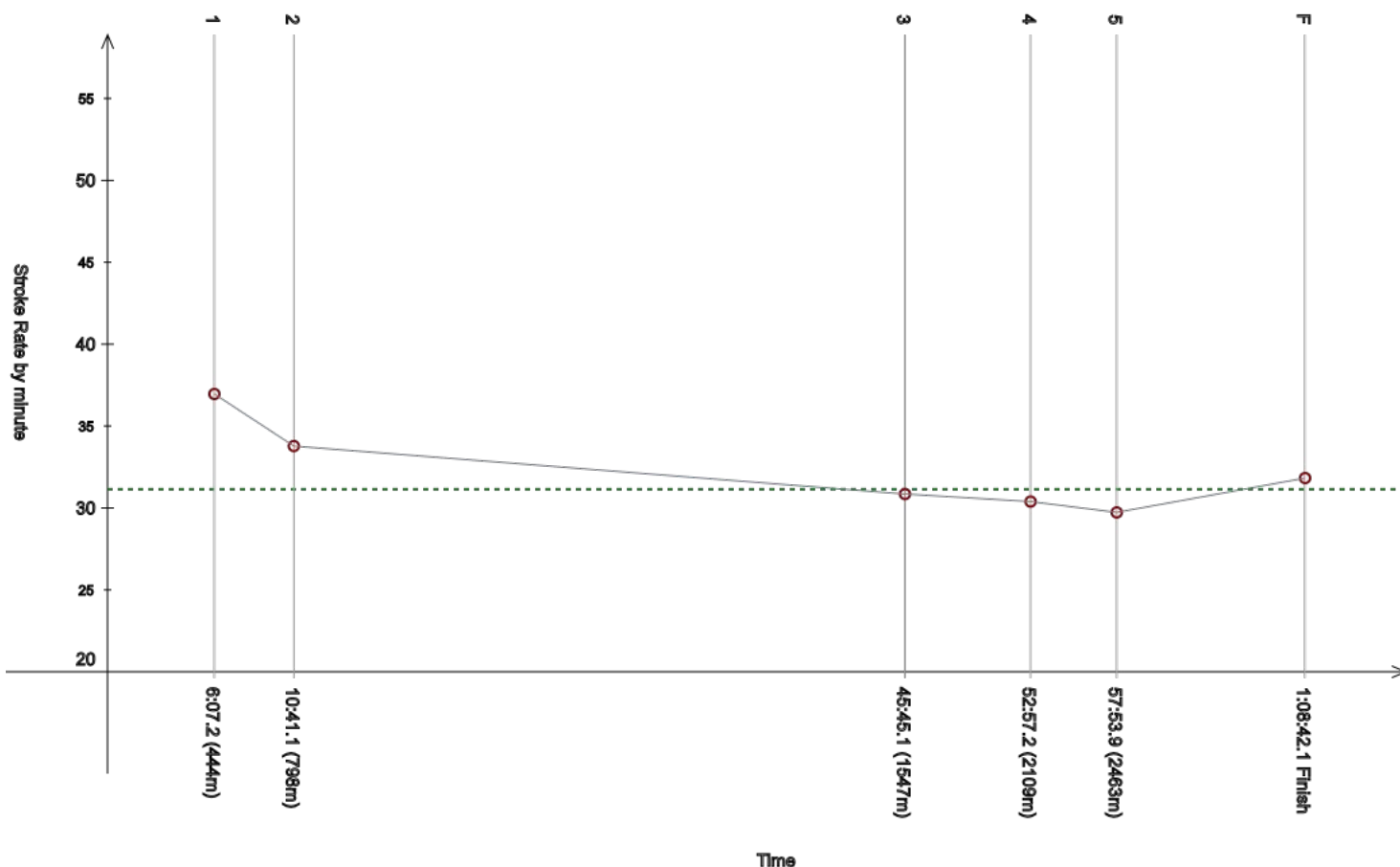
Event 102
27 JUN 2022 - 9:00

Men's 5km
5km - hommes

Race Analysis

Analyse de course

Rank	Bib	Name	NAT Code					Finish Time	Gap							
	51	PAL Army	IND					1:08:42.1	OTL							
Split	Time	Rank	Gap	SPM	Split	Time	Rank	Gap	SPM	Split	Time	Rank	Gap	SPM	SPM	STC
1	6:07.2	(44)	++	37.0	2	10:41.1	(48)	++	33.8	3	45:45.1	(60)	++	30.9		
4	52:57.2	(61)	++	30.4	5	57:53.9	(58)	++	29.7	6	-	-	-	-	31.1	2174
7	-	-	-	-	8	-	-	-	-	F	1:08:42.1			31.8		



Legend:	
++	One minute or more behind in split time
---	Stroke Rate Average
OTL	Outside Time Limit
STC	Total strokes
-	Information not available
F	Finish
SPM	Average strokes per minute

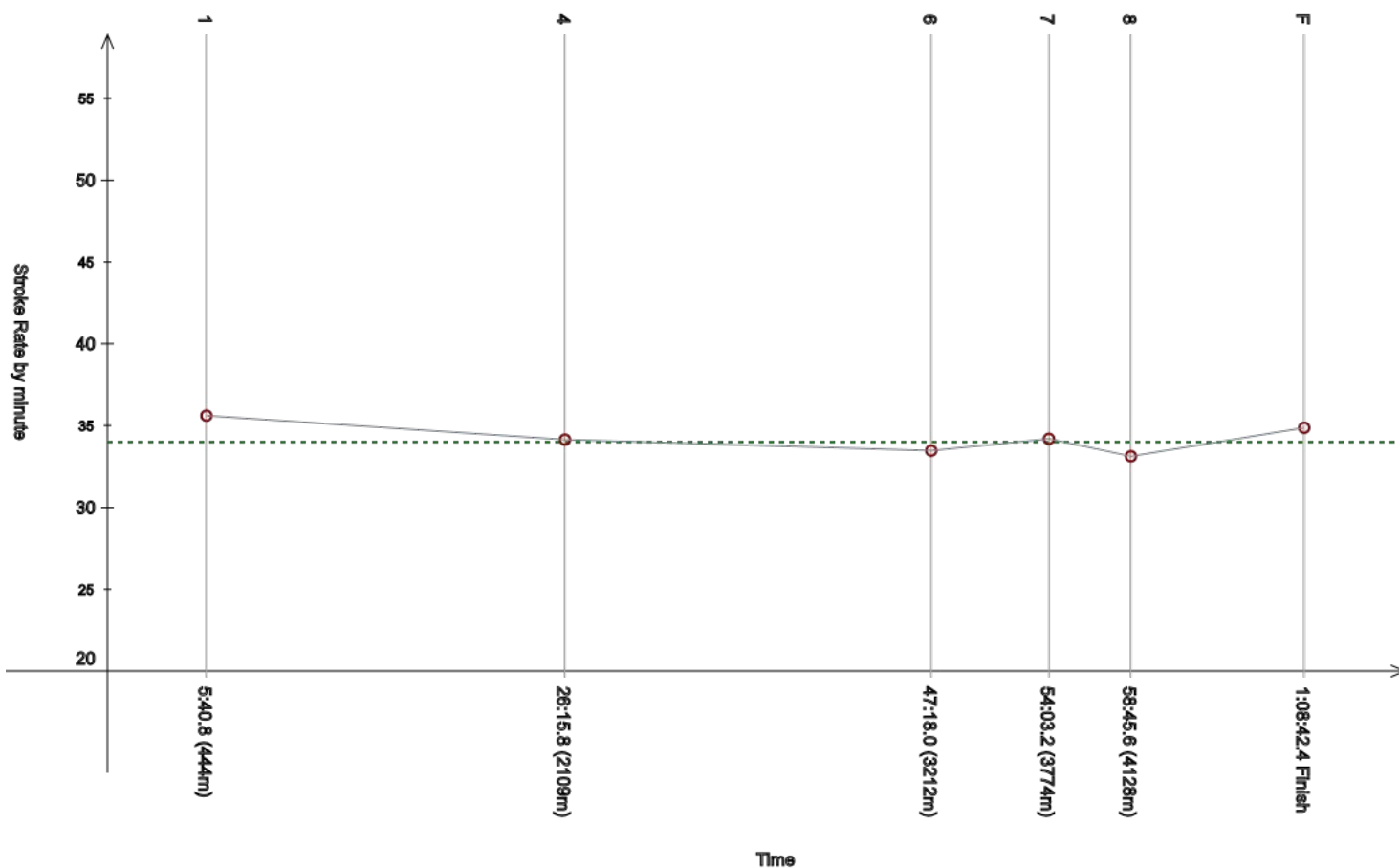
Official Timekeeping by OMEGA

Event 102
27 JUN 2022 - 9:00

Men's 5km
5km - hommes

Race Analysis Analyse de course

Rank	Bib	Name	NAT Code	Finish Time	Gap												
	16	DEVOTO CROSBY Joaquin	PER	1:08:42.4	OTL												
Split	Time	Rank	Gap	SPM	Split	Time	Rank	Gap	SPM	Split	Time	Rank	Gap	SPM	SPM	STC	
1	5:40.8	(36)	+35.7	35.6	2	-	-	-	-	3	-	-	-	-	-	-	-
4	26:15.8	(49)	++	34.1	5	-	-	-	-	6	47:18.0	(56)	++	33.5	34.0	2356	
7	54:03.2	(50)	++	34.2	8	58:45.6	(52)	++	33.1	F	1:08:42.4			34.9			



Legend:			
+	Gap or time behind	++	One minute or more behind in split time
-	Information not available	----	Stroke Rate Average
F	Finish	OTL	Outside Time Limit
SPM	Average strokes per minute	STC	Total strokes

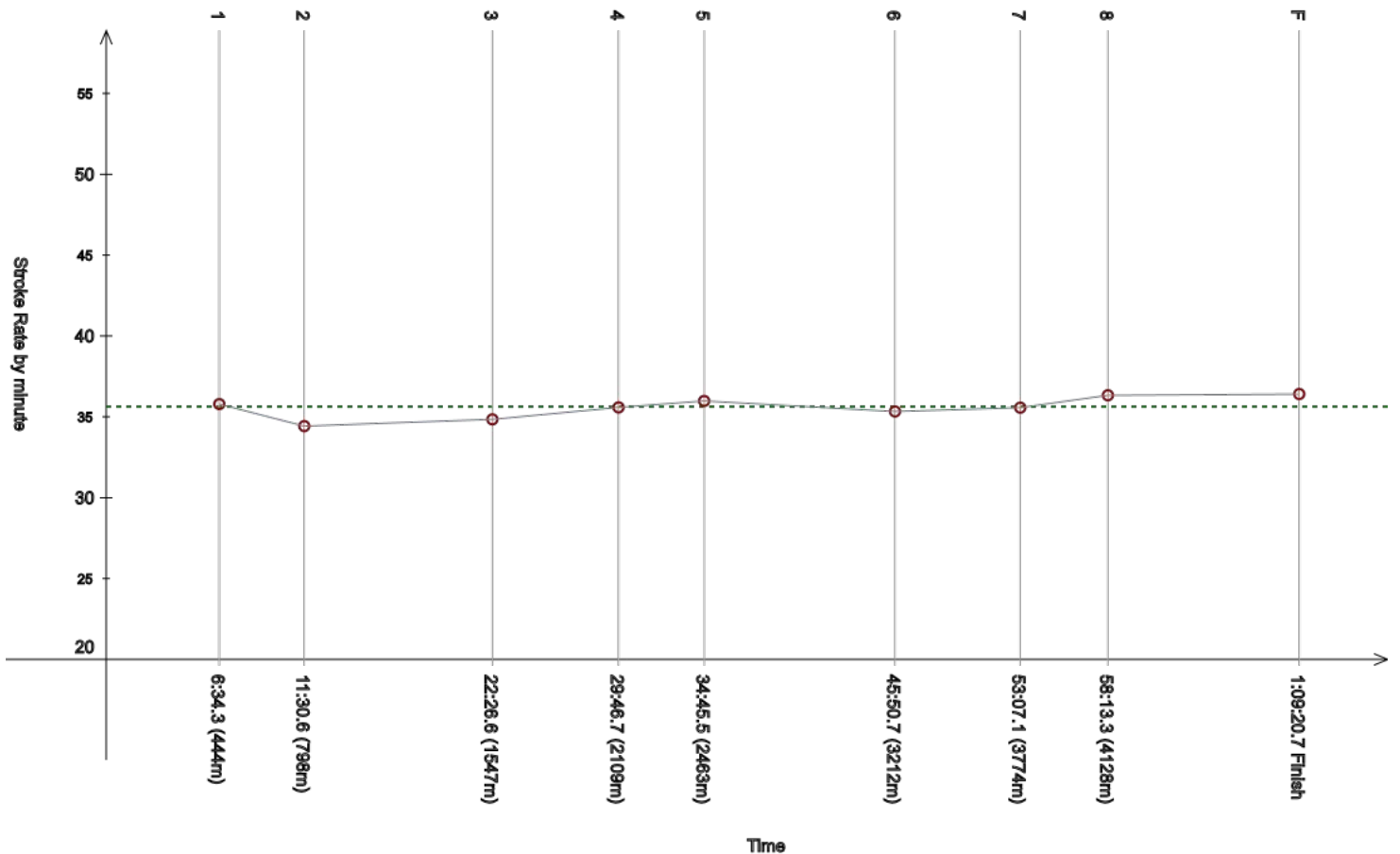
Official Timekeeping by OMEGA

Event 102
27 JUN 2022 - 9:00

Men's 5km
5km - hommes

Race Analysis Analyse de course

Rank	Bib	Name	NAT Code	Finish Time	Gap											
	63	NAVA MIRANDA Fernando	BOL	1:09:20.7	OTL											
Split	Time	Rank	Gap	SPM	Split	Time	Rank	Gap	SPM	Split	Time	Rank	Gap	SPM	SPM	STC
1	6:34.3	(49)	++	35.8	2	11:30.6	(53)	++	34.4	3	22:26.6	(53)	++	34.8		
4	29:46.7	(53)	++	35.6	5	34:45.5	(50)	++	36.0	6	45:50.7	(52)	++	35.3	35.6	2469
7	53:07.1	(49)	++	35.6	8	58:13.3	(51)	++	36.3	F	1:09:20.7			36.4		



Legend:	++ One minute or more behind in split time	---- Stroke Rate Average	F Finish
OTL Outside Time Limit	SPM Average strokes per minute	STC Total strokes	

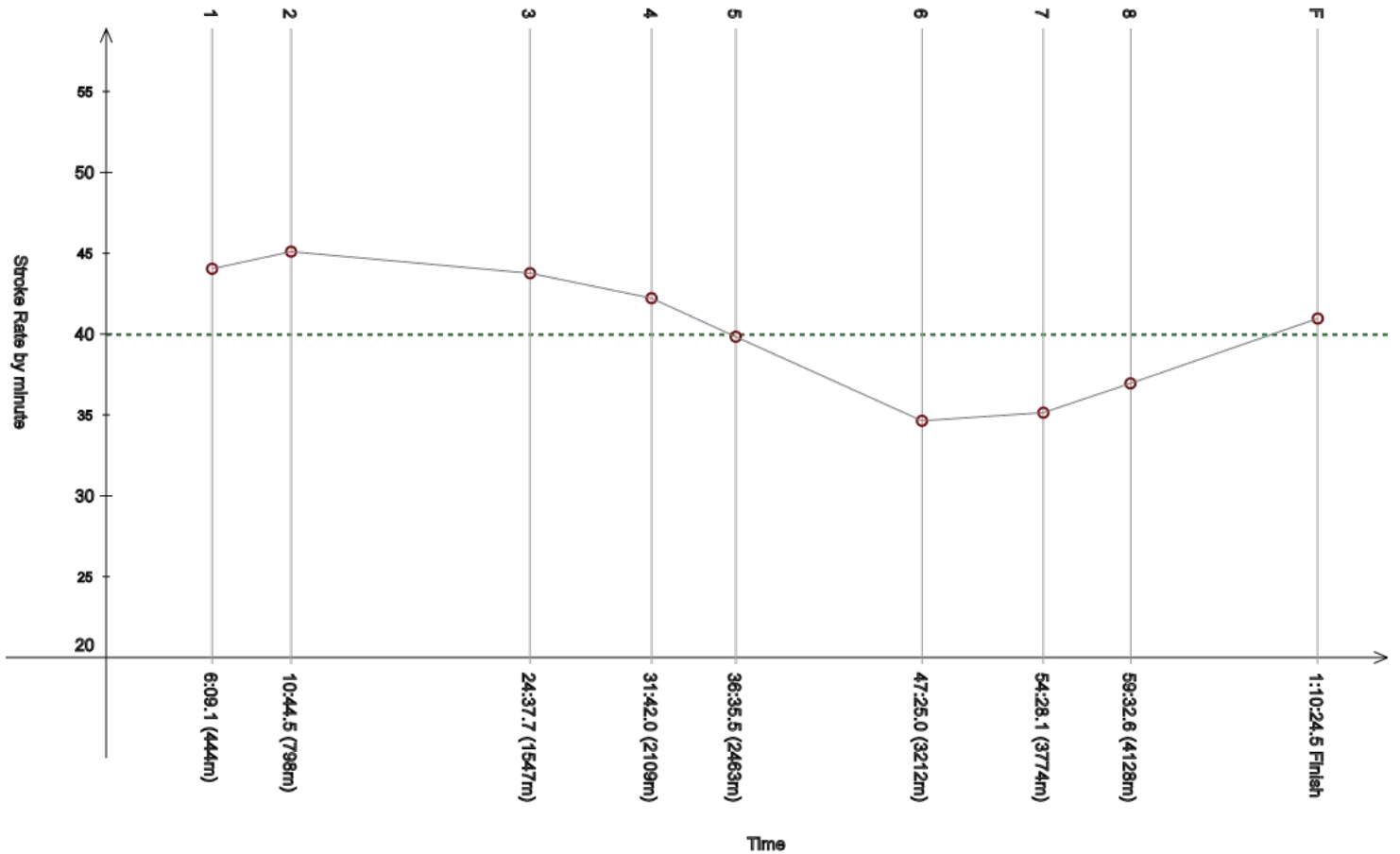
Official Timekeeping by OMEGA

Event 102
27 JUN 2022 - 9:00

Men's 5km
5km - hommes

Race Analysis Analyse de course

Rank	Bib	Name	NAT Code	Finish Time	Gap											
	60	ORTIZ ECHEVARRIA Diego Andrez	PUR	1:10:24.5	OTL											
Split	Time	Rank	Gap	SPM	Split	Time	Rank	Gap	SPM	Split	Time	Rank	Gap	SPM	SPM	STC
1	6:09.1	(45)	++	44.0	2	10:44.5	(49)	++	45.1	3	24:37.7	(57)	++	43.8		
4	31:42.0	(57)	++	42.2	5	36:35.5	(54)	++	39.8	6	47:25.0	(57)	++	34.6	40.0	2847
7	54:28.1	(52)	++	35.1	8	59:32.6	(53)	++	37.0	F	1:10:24.5			41.0		



Legend:					
++	One minute or more behind in split time	----	Stroke Rate Average	F	Finish
OTL	Outside Time Limit	SPM	Average strokes per minute	STC	Total strokes

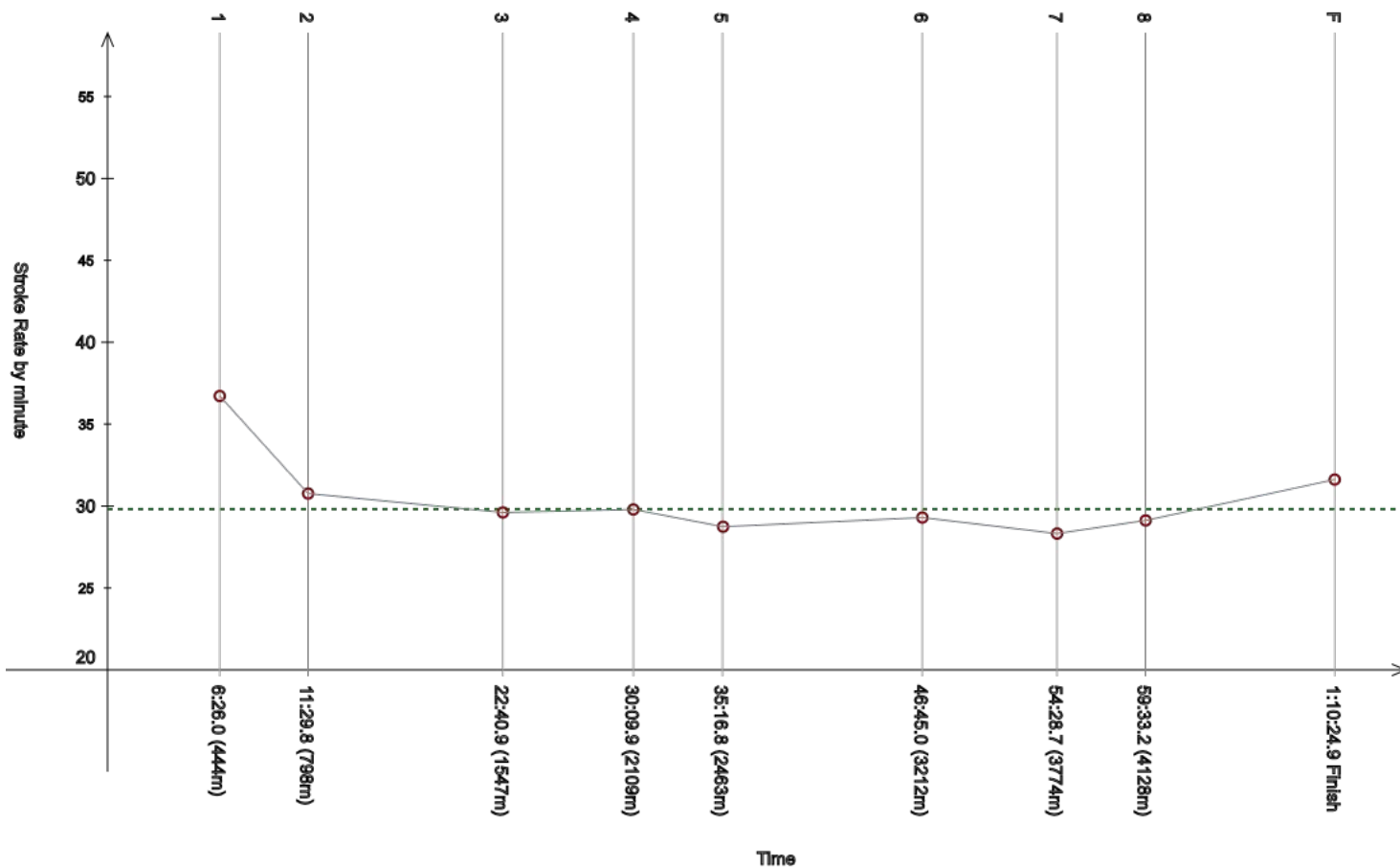
Official Timekeeping by OMEGA

Event 102
27 JUN 2022 - 9:00

Men's 5km
5km - hommes

Race Analysis Analyse de course

Rank	Bib	Name	NAT Code	Finish Time	Gap											
	31	VIDOT Alain	SEY	1:10:24.9	OTL											
Split	Time	Rank	Gap	SPM	Split	Time	Rank	Gap	SPM	Split	Time	Rank	Gap	SPM	SPM	STC
1	6:26.0	(48)	++	36.7	2	11:29.8	(52)	++	30.8	3	22:40.9	(56)	++	29.6		
4	30:09.9	(55)	++	29.8	5	35:16.8	(52)	++	28.7	6	46:45.0	(54)	++	29.3	29.8	2132
7	54:28.7	(53)	++	28.3	8	59:33.2	(54)	++	29.1	F	1:10:24.9			31.6		



Legend:	++ One minute or more behind in split time	---- Stroke Rate Average	F Finish
OTL Outside Time Limit	SPM Average strokes per minute	STC Total strokes	

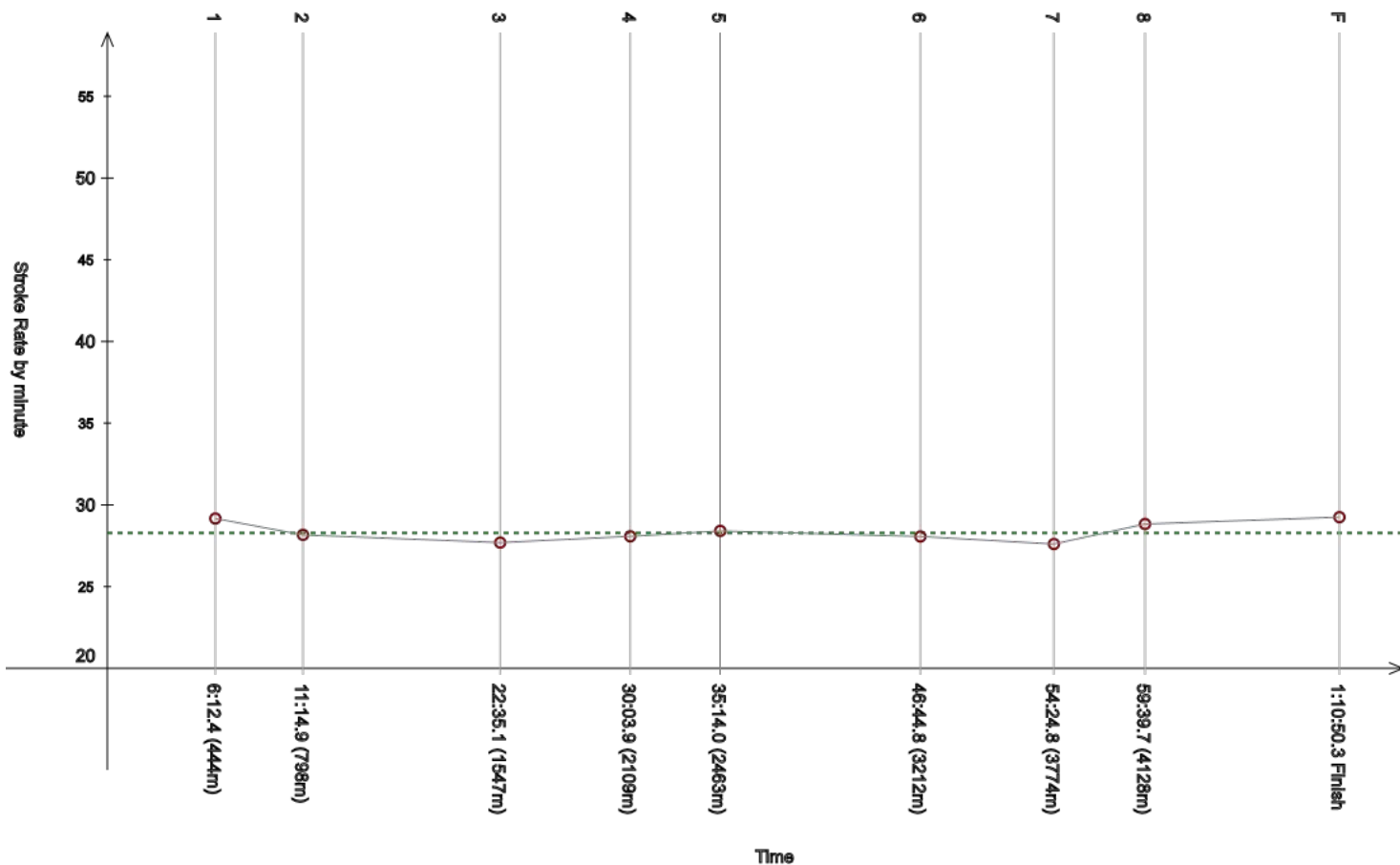
Official Timekeeping by OMEGA

Event 102
27 JUN 2022 - 9:00

Men's 5km
5km - hommes

Race Analysis Analyse de course

Rank	Bib	Name	NAT Code	Finish Time	Gap											
7	DIOP	Ousseynou	SEN	1:10:50.3	OTL											
Split	Time	Rank	Gap	SPM	Split	Time	Rank	Gap	SPM	Split	Time	Rank	Gap	SPM	SPM	STC
1	6:12.4	(46)	++	29.2	2	11:14.9	(50)	++	28.2	3	22:35.1	(54)	++	27.7		
4	30:03.9	(54)	++	28.1	5	35:14.0	(51)	++	28.4	6	46:44.8	(53)	++	28.1	28.3	2082
7	54:24.8	(51)	++	27.6	8	59:39.7	(56)	++	28.8	F	1:10:50.3			29.3		



Legend:	++ One minute or more behind in split time	---- Stroke Rate Average	F Finish
OTL Outside Time Limit	SPM Average strokes per minute	STC Total strokes	

Official Timekeeping by OMEGA

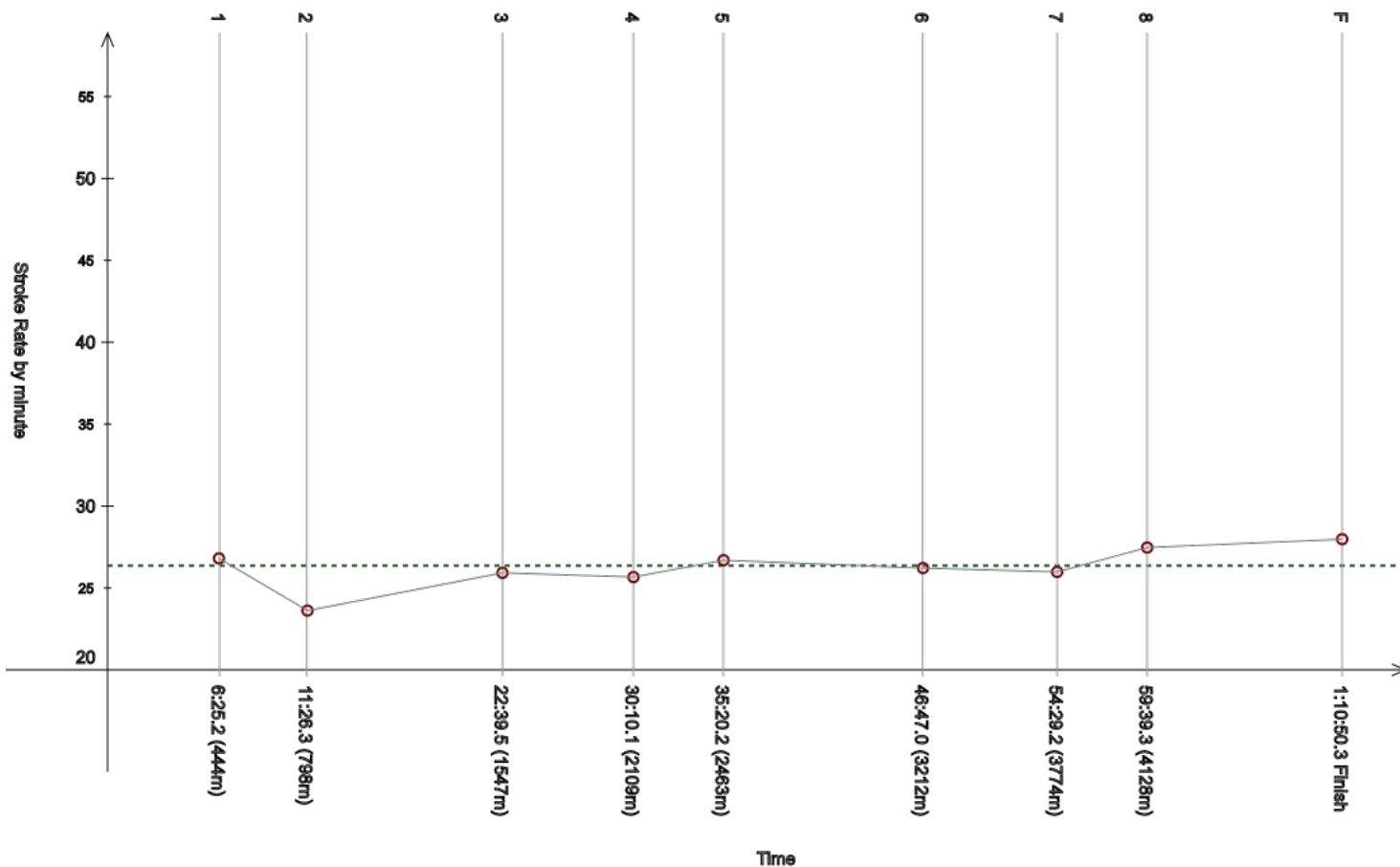
Event 102
27 JUN 2022 - 9:00

Men's 5km
5km - hommes

Race Analysis

Analyse de course

Rank	Bib	Name	NAT Code	Finish Time	Gap											
	37	KABUYE Adnan	UGA	1:10:50.3	OTL											
Split	Time	Rank	Gap	SPM	Split	Time	Rank	Gap	SPM	Split	Time	Rank	Gap	SPM	SPM	STC
1	6:25.2	(47)	++	26.8	2	11:26.3	(51)	++	23.6	3	22:39.5	(55)	++	25.9		
4	30:10.1	(56)	++	25.7	5	35:20.2	(53)	++	26.7	6	46:47.0	(55)	++	26.2	26.4	1883
7	54:29.2	(54)	++	26.0	8	59:39.3	(55)	++	27.5	F	1:10:50.3			28.0		



Legend:	++ One minute or more behind in split time	---- Stroke Rate Average	F Finish
OTL Outside Time Limit	SPM Average strokes per minute	STC Total strokes	

Official Timekeeping by OMEGA

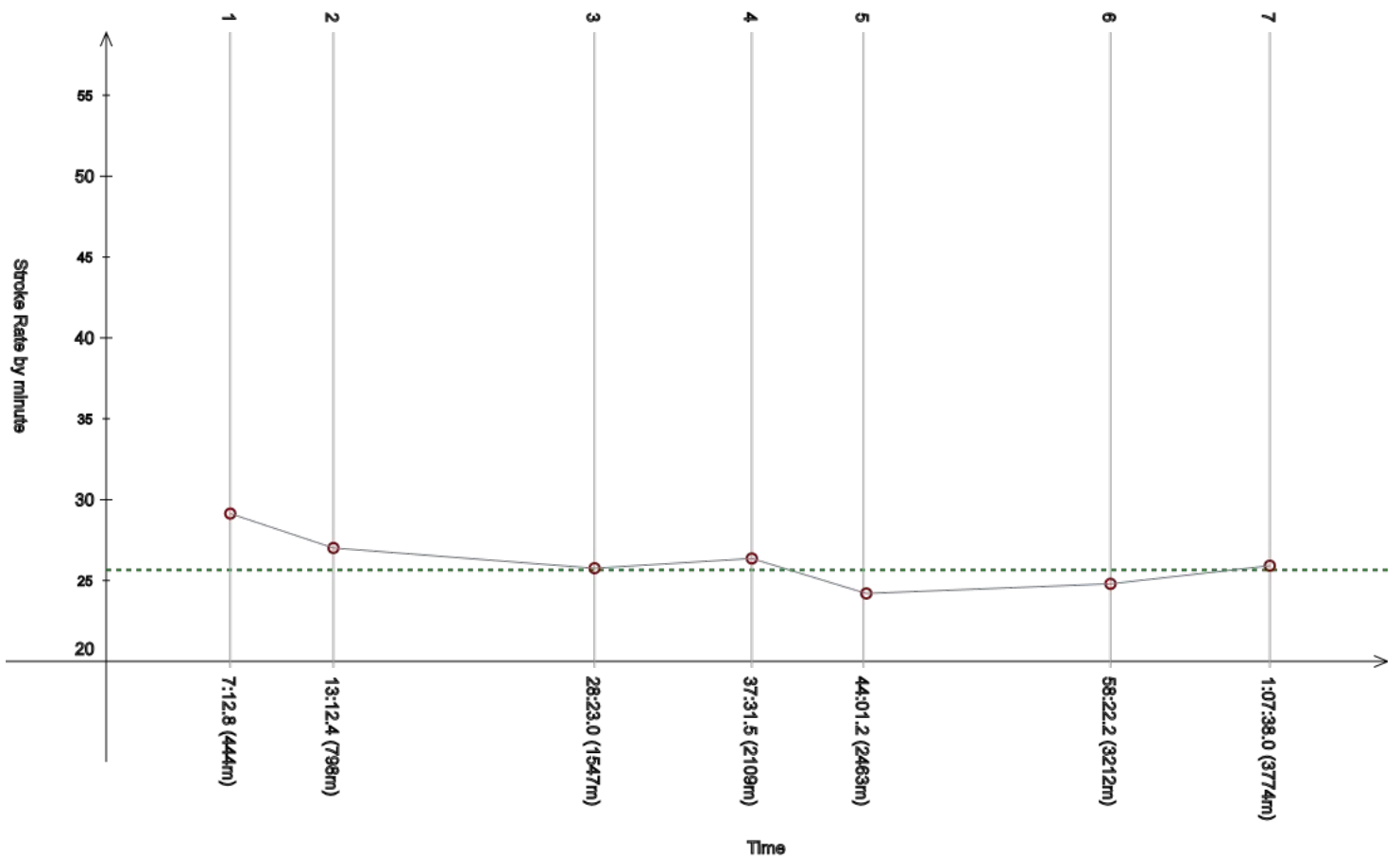
Event 102
27 JUN 2022 - 9:00

Men's 5km
5km - hommes

Race Analysis

Analyse de course

Rank	Bib	Name	NAT Code					Finish Time					Gap			
		1	IBRAHIM Yousif					SUD					OTL			
Split	Time	Rank	Gap	SPM	Split	Time	Rank	Gap	SPM	Split	Time	Rank	Gap	SPM	SPM	STC
1	7:12.8	(50)	++	29.1	2	13:12.4	(54)	++	27.0	3	28:23.0	(58)	++	25.8		
4	37:31.5	(58)	++	26.4	5	44:01.2	(55)	++	24.2	6	58:22.2	(58)	++	24.8	25.7	1770
7	1:07:38.0	(56)	++	25.9	8	-	-	-	-	F						



Legend:	
++	One minute or more behind in split time
----	Stroke Rate Average
OTL	Outside Time Limit
STC	Total strokes
-	Information not available
F	Finish
SPM	Average strokes per minute

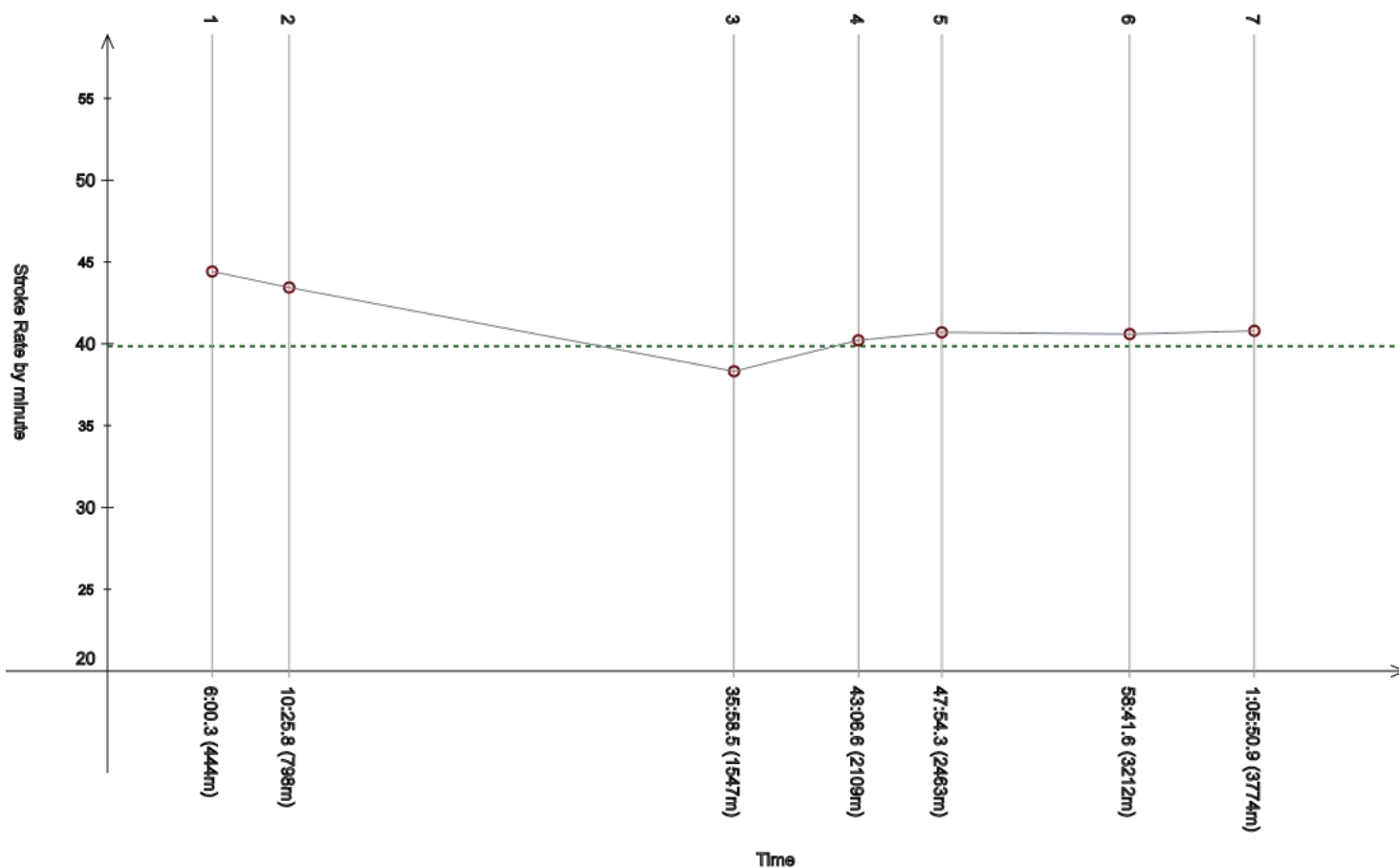
Official Timekeeping by OMEGA

Event 102
27 JUN 2022 - 9:00

Men's 5km
5km - hommes

Race Analysis Analyse de course

Rank	Bib	Name	NAT Code	Finish Time	Gap											
	59	BRUNO MASON Jamarr Andre	PUR	OTL												
Split	Time	Rank	Gap	SPM	Split	Time	Rank	Gap	SPM	Split	Time	Rank	Gap	SPM	SPM	STC
1	6:00.3	(43)	+55.2	44.4	2	10:25.8	(45)	++	43.4	3	35:58.5	(59)	++	38.3		
4	43:06.6	(59)	++	40.2	5	47:54.3	(57)	++	40.7	6	58:41.6	(59)	++	40.6	39.9	2645
7	1:05:50.9	(55)	++	40.8	8	-	-	-	-	F						



Legend:			
+	Gap or time behind	++	One minute or more behind in split time
-	Information not available	----	Stroke Rate Average
F	Finish	OTL	Outside Time Limit
SPM	Average strokes per minute	STC	Total strokes

Official Timekeeping by OMEGA

Event 102
27 JUN 2022 - 9:00

Men's 5km
5km - hommes

Race Analysis
Analyse de course

Rank	Bib Name		NAT Code		Finish Time	Gap										
	18	BANDISATHTHAMGE B Dilanka	SRI		DNS											
Split	Time	Rank	Gap	SPM	Split	Time	Rank	Gap	SPM	Split	Time	Rank	Gap	SPM	SPM	STC
1					2					3						
4					5					6						
7					8					F						

Legend:	----	Stroke Rate Average	DNS	Did Not Start	F	Finish	SPM	Average strokes per minute
	STC	Total strokes						

Official Timekeeping by OMEGA

Event 102
27 JUN 2022 - 9:00

Men's 5km
5km - hommes

Race Analysis
Analyse de course

Rank	Bib Name					NAT Code					Finish Time					Gap
	27 STREHLKE DELGADO Paulo					MEX					DNS					
Split	Time	Rank	Gap	SPM	Split	Time	Rank	Gap	SPM	Split	Time	Rank	Gap	SPM	SPM	STC
1					2					3						
4					5					6						
7					8					F						

Legend:	----	Stroke Rate Average	DNS	Did Not Start	F	Finish	SPM	Average strokes per minute
	STC	Total strokes						

Official Timekeeping by OMEGA