

Event 103

27 JUN 2022 - 12:00

Women's 5km

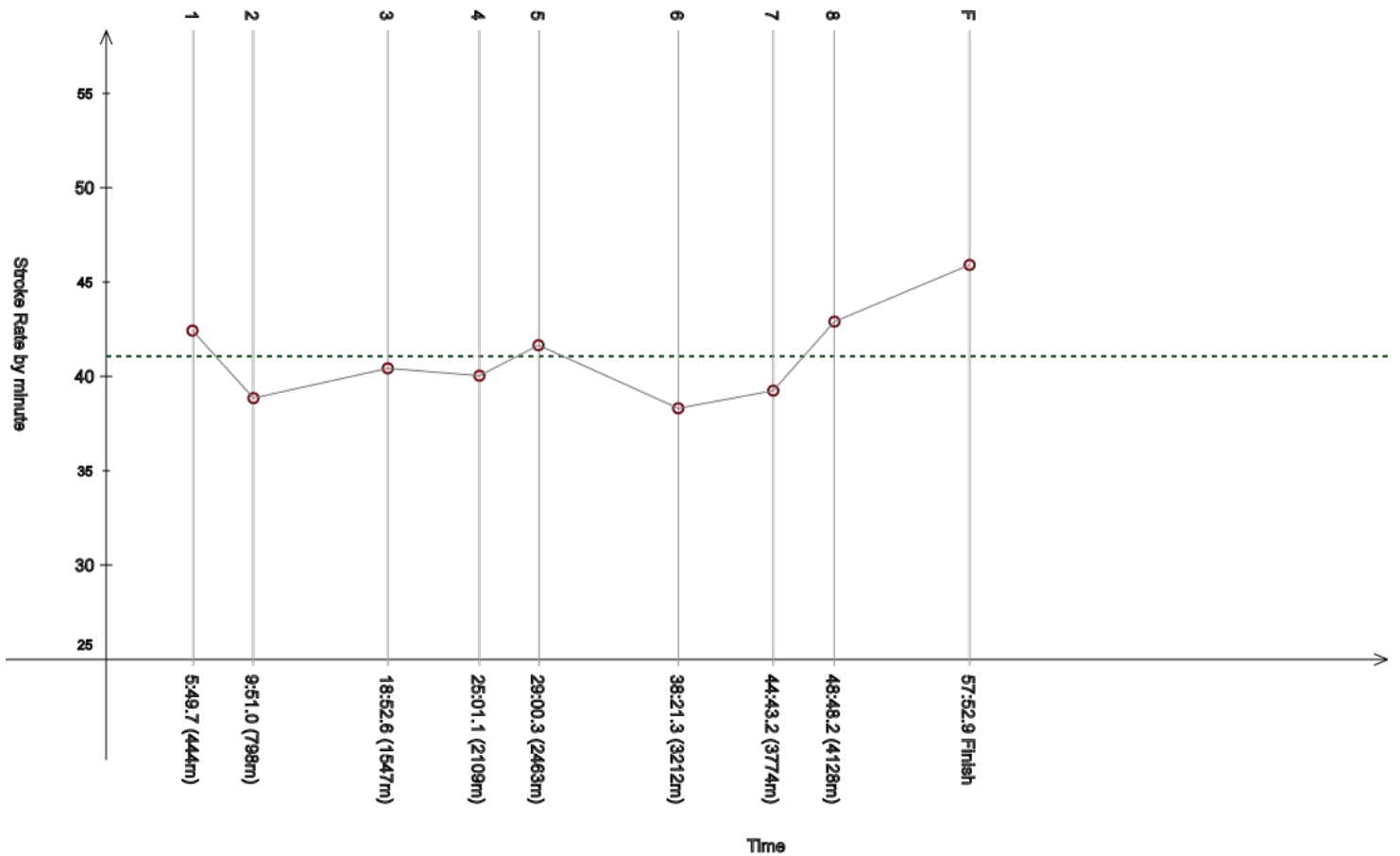
5km - femmes

Race Analysis

Analyse de course

Rank	Bib	Name	NAT Code	Finish Time	Gap
1	149	de JESUS SOARES da CUNHA AM	BRA	57:52.9	

Split	Time	Rank	Gap	SPM	Split	Time	Rank	Gap	SPM	Split	Time	Rank	Gap	SPM	SPM	STC
1	5:49.7	(9)	+4.4	42.4	2	9:51.0	(3)	+3.7	38.9	3	18:52.6	(3)	+3.8	40.4		
4	25:01.1	(3)	+3.4	40.0	5	29:00.3	(3)	+3.0	41.7	6	38:21.3	(2)	+0.3	38.3	41.1	2402
7	44:43.2	(4)	+3.1	39.2	8	48:48.2	(2)	+2.0	42.9	F	57:52.9	(1)		45.9		



Legend:						
+	Gap or time behind	----	Stroke Rate Average	F	Finish	SPM
STC	Total strokes					Average strokes per minute

Official Timekeeping by OMEGA

Event 103

27 JUN 2022 - 12:00

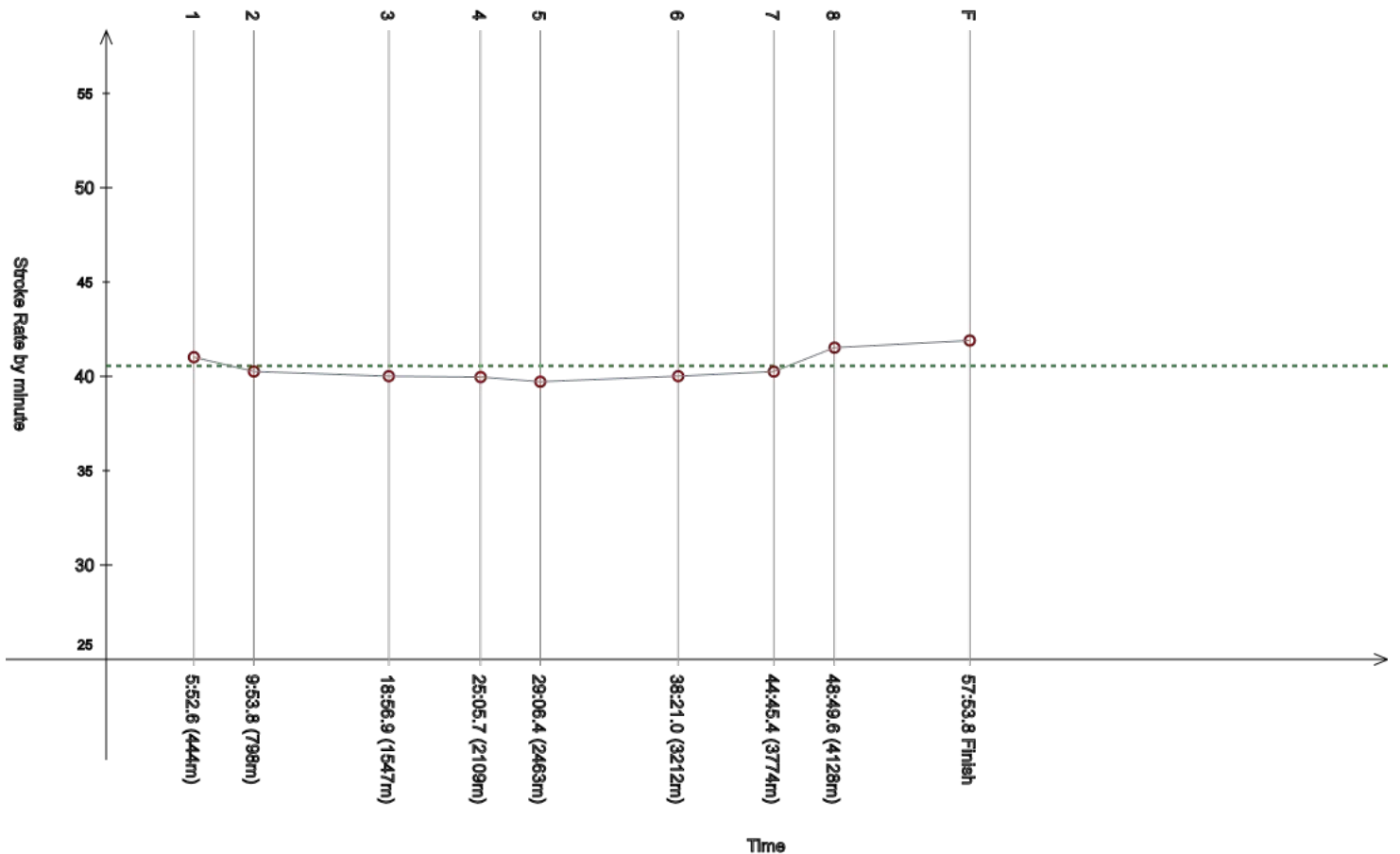
Women's 5km

5km - femmes

Race Analysis

Analyse de course

Rank	Bib	Name	NAT Code					Finish Time	Gap							
2	129	MULLER Aurelie	FRA					57:53.8	+0.9							
Split	Time	Rank	Gap	SPM	Split	Time	Rank	Gap	SPM	Split	Time	Rank	Gap	SPM	SPM	STC
1	5:52.6	(15)	+7.3	41.0	2	9:53.8	(7)	+6.5	40.3	3	18:56.9	(6)	+8.1	40.0		
4	25:05.7	(6)	+8.0	40.0	5	29:06.4	(6)	+9.1	39.7	6	38:21.0	(1)		40.0	40.6	2369
7	44:45.4	(8)	+5.3	40.3	8	48:49.6	(4)	+3.4	41.5	F	57:53.8	(2)	+0.9	41.9		



Legend:	+	Gap or time behind	----	Stroke Rate Average	F	Finish	SPM	Average strokes per minute
	STC	Total strokes						

Official Timekeeping by OMEGA

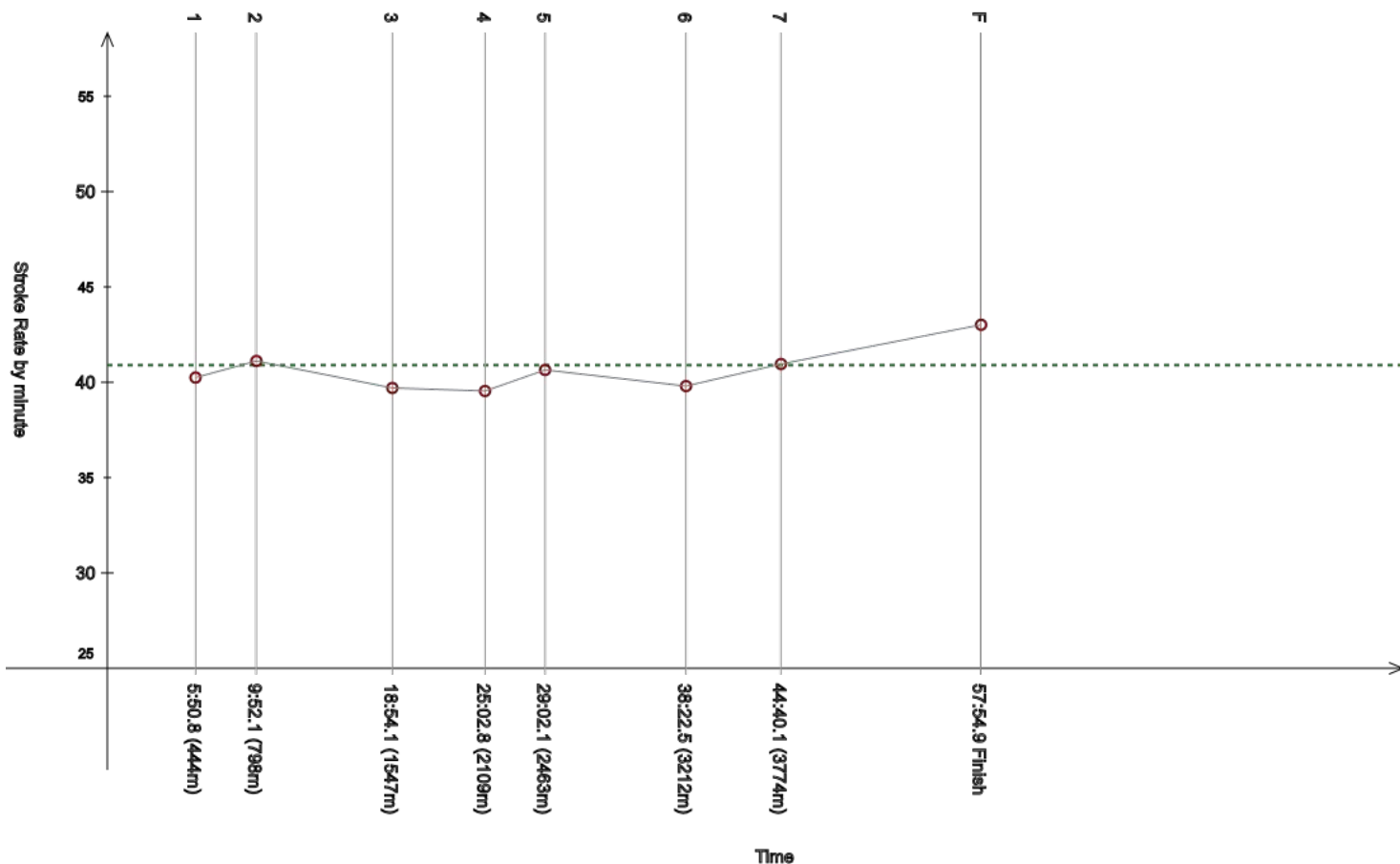
Event 103
27 JUN 2022 - 12:00

Women's 5km
5km - femmes

Race Analysis Analyse de course

Rank	Bib	Name	NAT Code	Finish Time	Gap
3	152	GABBRIELLESCHI Giulia	ITA	57:54.9	+2.0

Split	Time	Rank	Gap	SPM	Split	Time	Rank	Gap	SPM	Split	Time	Rank	Gap	SPM	SPM	STC
1	5:50.8	(10)	+5.5	40.3	2	9:52.1	(5)	+4.8	41.1	3	18:54.1	(4)	+5.3	39.7		
4	25:02.8	(4)	+5.1	39.5	5	29:02.1	(4)	+4.8	40.6	6	38:22.5	(3)	+1.5	39.8	40.9	2374
7	44:40.1	(1)		41.0	8 Y	-	-	-	-	F	57:54.9	(3)	+2.0	43.0		



Legend:					
+	Gap or time behind	-	Information not available	---	Stroke Rate Average
F	Finish	SPM	Average strokes per minute	STC	Total strokes
Y	Yellow flag				

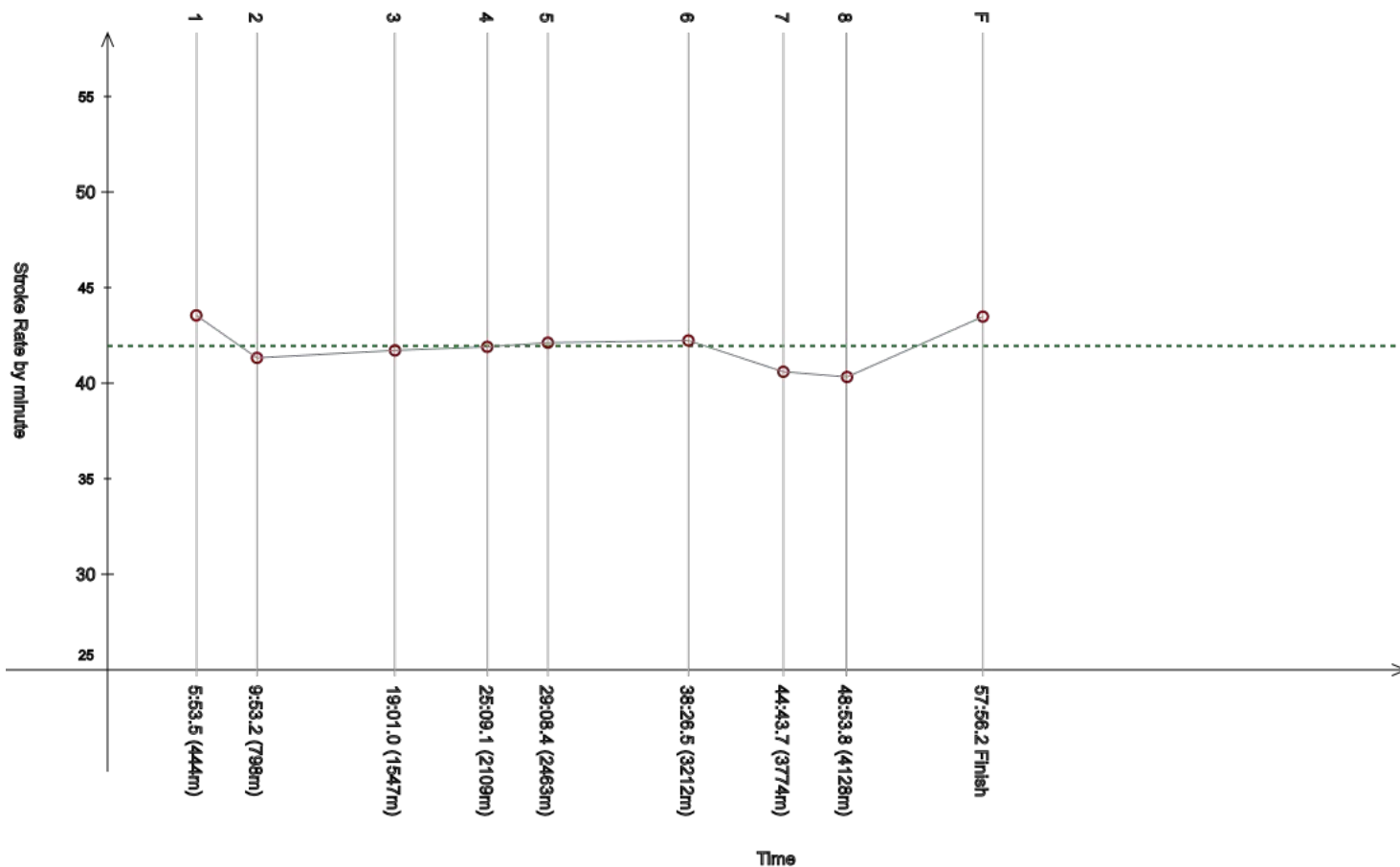
Official Timekeeping by OMEGA

Event 103
27 JUN 2022 - 12:00

Women's 5km
5km - femmes

Race Analysis Analyse de course

Rank	Bib	Name	NAT Code					Finish Time	Gap							
4	123	BECK Leonie	GER					57:56.2	+3.3							
Split	Time	Rank	Gap	SPM	Split	Time	Rank	Gap	SPM	Split	Time	Rank	Gap	SPM	SPM	STC
1	5:53.5	(18)	+8.2	43.6	2	9:53.2	(6)	+5.9	41.3	3	19:01.0	(8)	+12.2	41.7		
4	25:09.1	(9)	+11.4	41.9	5	29:08.4	(7)	+11.1	42.1	6	38:26.5	(9)	+5.5	42.2	41.9	2433
7	44:43.7	(6)	+3.6	40.6	8	48:53.8	(7)	+7.6	40.3	F	57:56.2	(4)	+3.3	43.5		



Legend:	+	Gap or time behind	----	Stroke Rate Average	F	Finish	SPM	Average strokes per minute
	STC	Total strokes						

Official Timekeeping by OMEGA

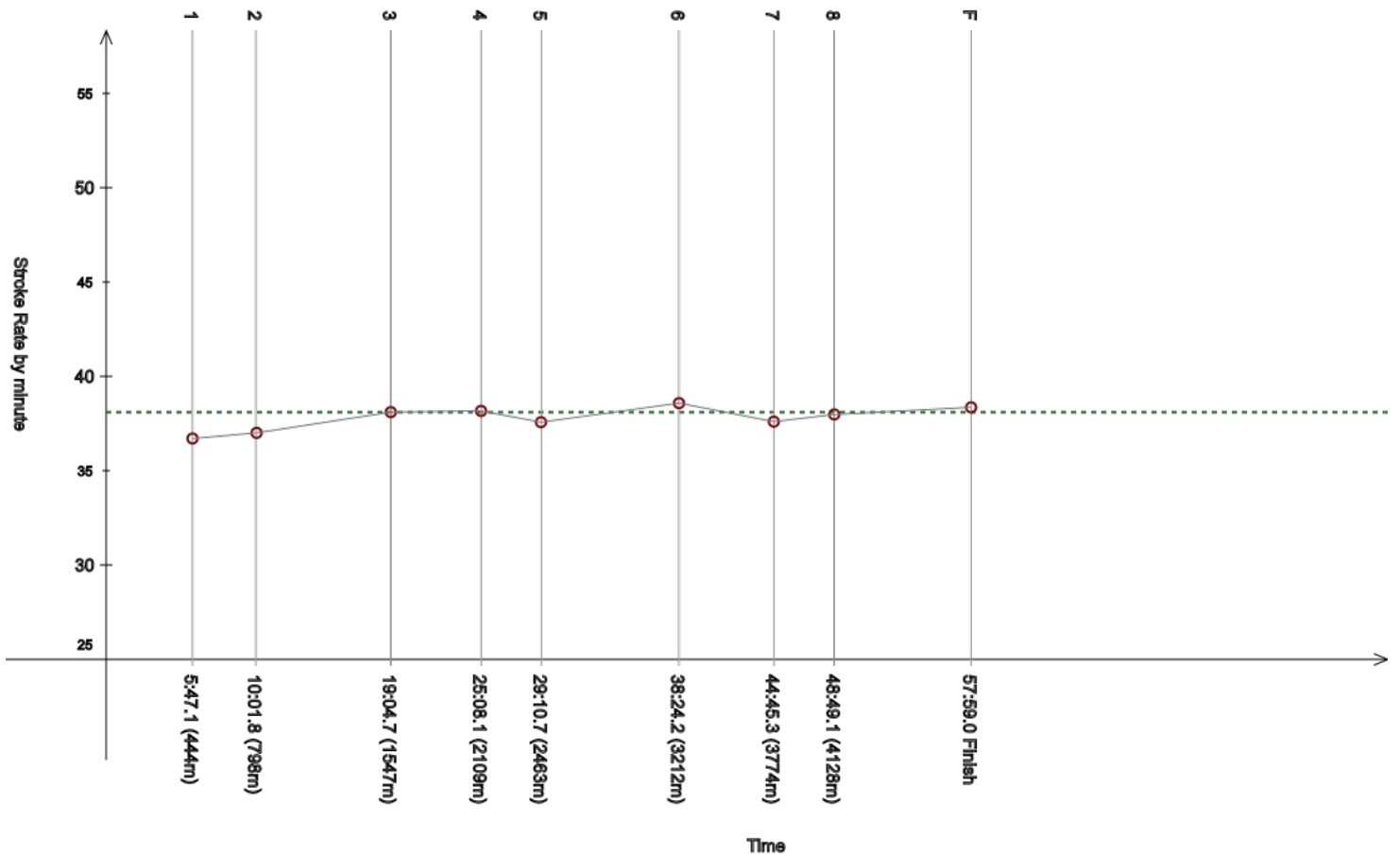
Event 103
27 JUN 2022 - 12:00

Women's 5km
5km - femmes

Race Analysis Analyse de course

Rank	Bib	Name	NAT Code	Finish Time	Gap
5	155	de VALDES ALVAREZ Maria	ESP	57:59.0	+6.1

Split	Time	Rank	Gap	SPM	Split	Time	Rank	Gap	SPM	Split	Time	Rank	Gap	SPM	SPM	STC
1	5:47.1	(4)	+1.8	36.7	2	10:01.8	(12)	+14.5	37.0	3	19:04.7	(10)	+15.9	38.1		
4	25:08.1	(8)	+10.4	38.2	5	29:10.7	(8)	+13.4	37.6	6	38:24.2	(7)	+3.2	38.6	38.1	2218
7	44:45.3	(7)	+5.2	37.6	8	48:49.1	(3)	+2.9	38.0	F	57:59.0	(5)	+6.1	38.4		



Legend:	+	Gap or time behind	----	Stroke Rate Average	F	Finish	SPM	Average strokes per minute
	STC	Total strokes						

Official Timekeeping by OMEGA

Event 103
27 JUN 2022 - 12:00

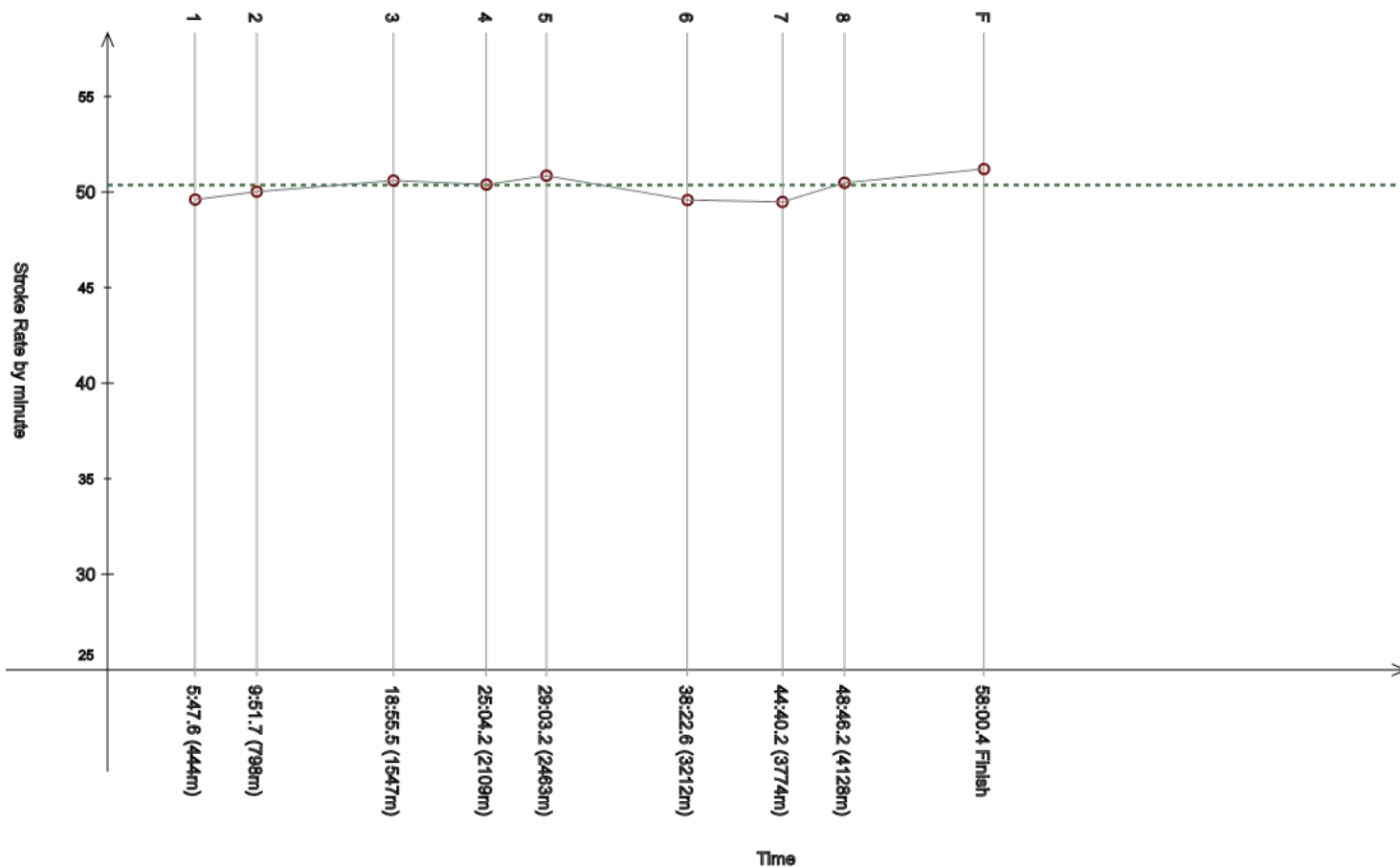
Women's 5km
5km - femmes

Race Analysis

Analyse de course

Rank	Bib	Name	NAT Code	Finish Time	Gap
6	118	TADDEUCCI Ginevra	ITA	58:00.4	+7.5

Split	Time	Rank	Gap	SPM	Split	Time	Rank	Gap	SPM	Split	Time	Rank	Gap	SPM	SPM	STC
1	5:47.6	(-6)	+2.3	49.6	2	9:51.7	(4)	+4.4	50.0	3	18:55.5	(5)	+6.7	50.6		
4	25:04.2	(5)	+6.5	50.4	5	29:03.2	(5)	+5.9	50.9	6	38:22.6	(=4)	+1.6	49.6	50.4	2938
7	44:40.2	(2)	+0.1	49.5	8	48:46.2	(1)		50.5	F	58:00.4	(6)	+7.5	51.2		



Legend:						
+	Gap or time behind	----	Stroke Rate Average	F	Finish	SPM
STC	Total strokes					Average strokes per minute

Official Timekeeping by OMEGA

Event 103

27 JUN 2022 - 12:00

Women's 5km

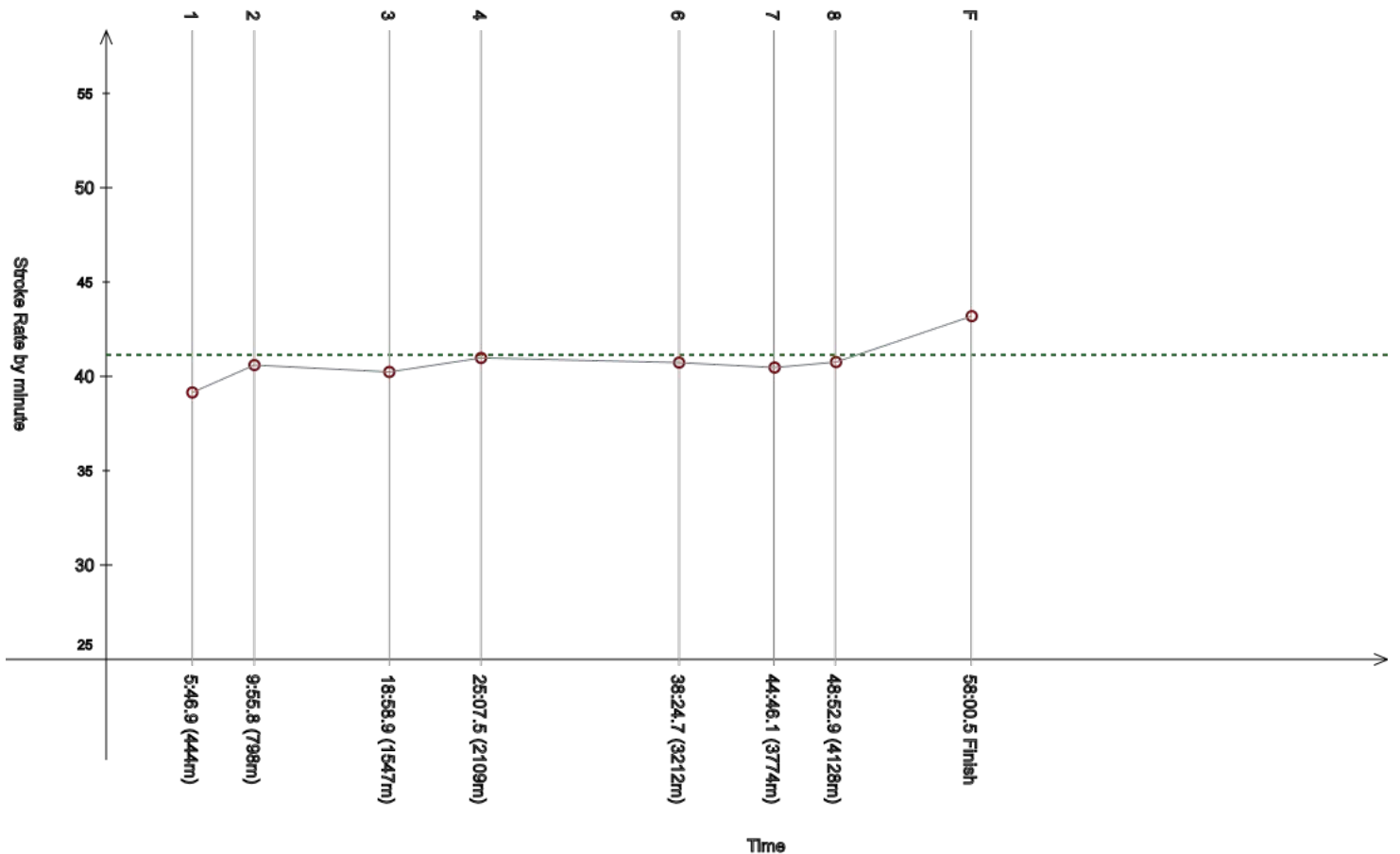
5km - femmes

Race Analysis

Analyse de course

Rank	Bib	Name	NAT Code	Finish Time	Gap
7	109	EICHELBERGER JUNGBLUT Viviane	BRA	58:00.5	+7.6

Split	Time	Rank	Gap	SPM	Split	Time	Rank	Gap	SPM	Split	Time	Rank	Gap	SPM	SPM	STC
1	5:46.9	(3)	+1.6	39.2	2	9:55.8	(8)	+8.5	40.6	3	18:58.9	(7)	+10.1	40.2		
4	25:07.5	(7)	+9.8	41.0	5	-	-	-	-	6	38:24.7	(8)	+3.7	40.7	41.1	2380
7	44:46.1	(9)	+6.0	40.5	8	48:52.9	(6)	+6.7	40.8	F	58:00.5	(7)	+7.6	43.2		



Legend:					
+	Gap or time behind	-	Information not available	----	Stroke Rate Average
F	Finish	SPM	Average strokes per minute	STC	Total strokes

Official Timekeeping by OMEGA

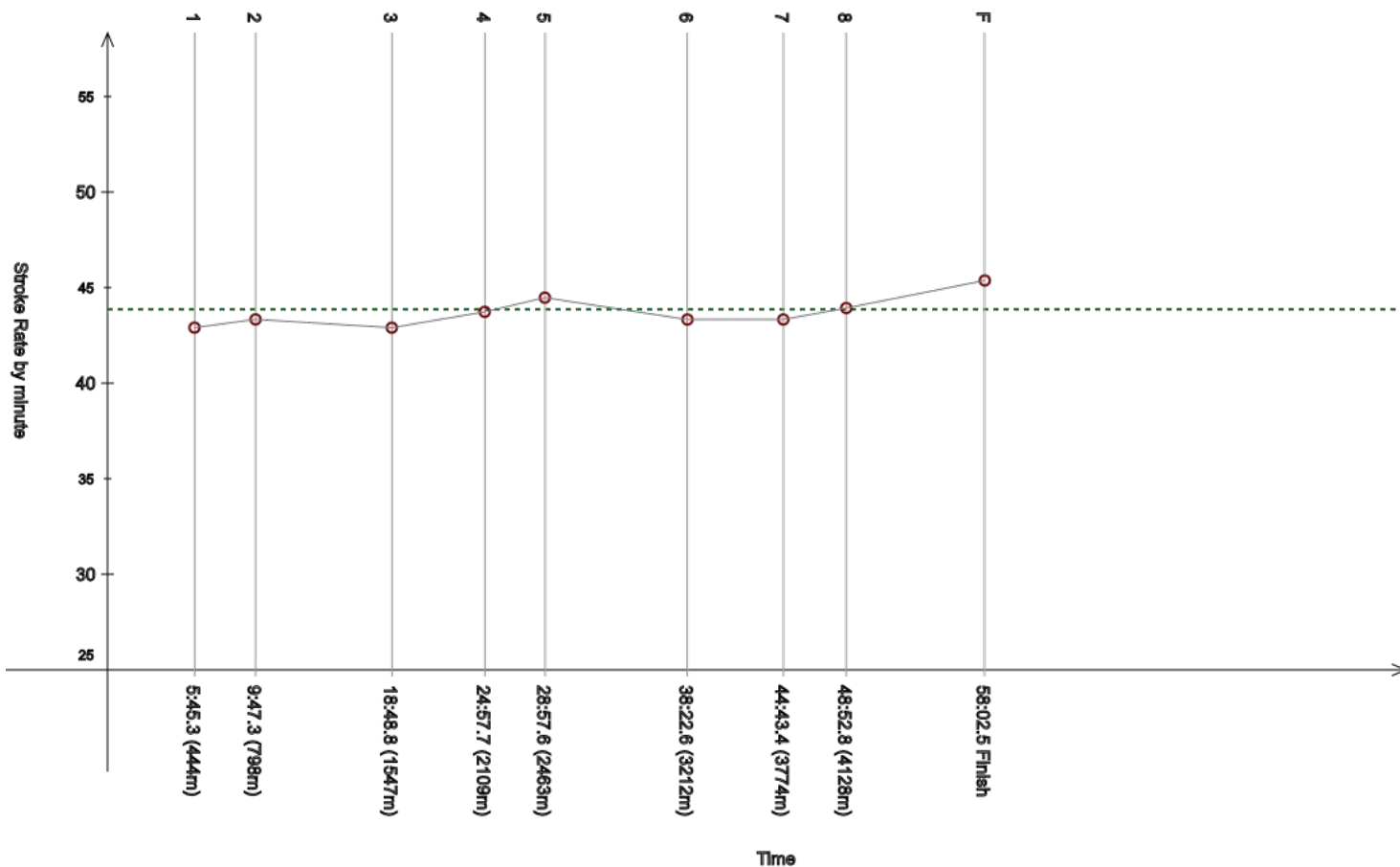
Event 103
27 JUN 2022 - 12:00

Women's 5km
5km - femmes

Race Analysis Analyse de course

Rank	Bib	Name	NAT Code	Finish Time	Gap
8	130	JOHNSON Moesha	AUS	58:02.5	+9.6

Split	Time	Rank	Gap	SPM	Split	Time	Rank	Gap	SPM	Split	Time	Rank	Gap	SPM	SPM	STC
1	5:45.3	(1)		42.9	2	9:47.3	(1)		43.3	3	18:48.8	(1)		42.9		
4	24:57.7	(1)		43.7	5	28:57.6	(2)	+0.3	44.5	6	38:22.6	(=4)	+1.6	43.3	43.9	2567
7	44:43.4	(5)	+3.3	43.3	8	48:52.8	(5)	+6.6	43.9	F	58:02.5	(8)	+9.6	45.4		



Legend:	+ Gap or time behind	---- Stroke Rate Average	F Finish	SPM Average strokes per minute
STC Total strokes				

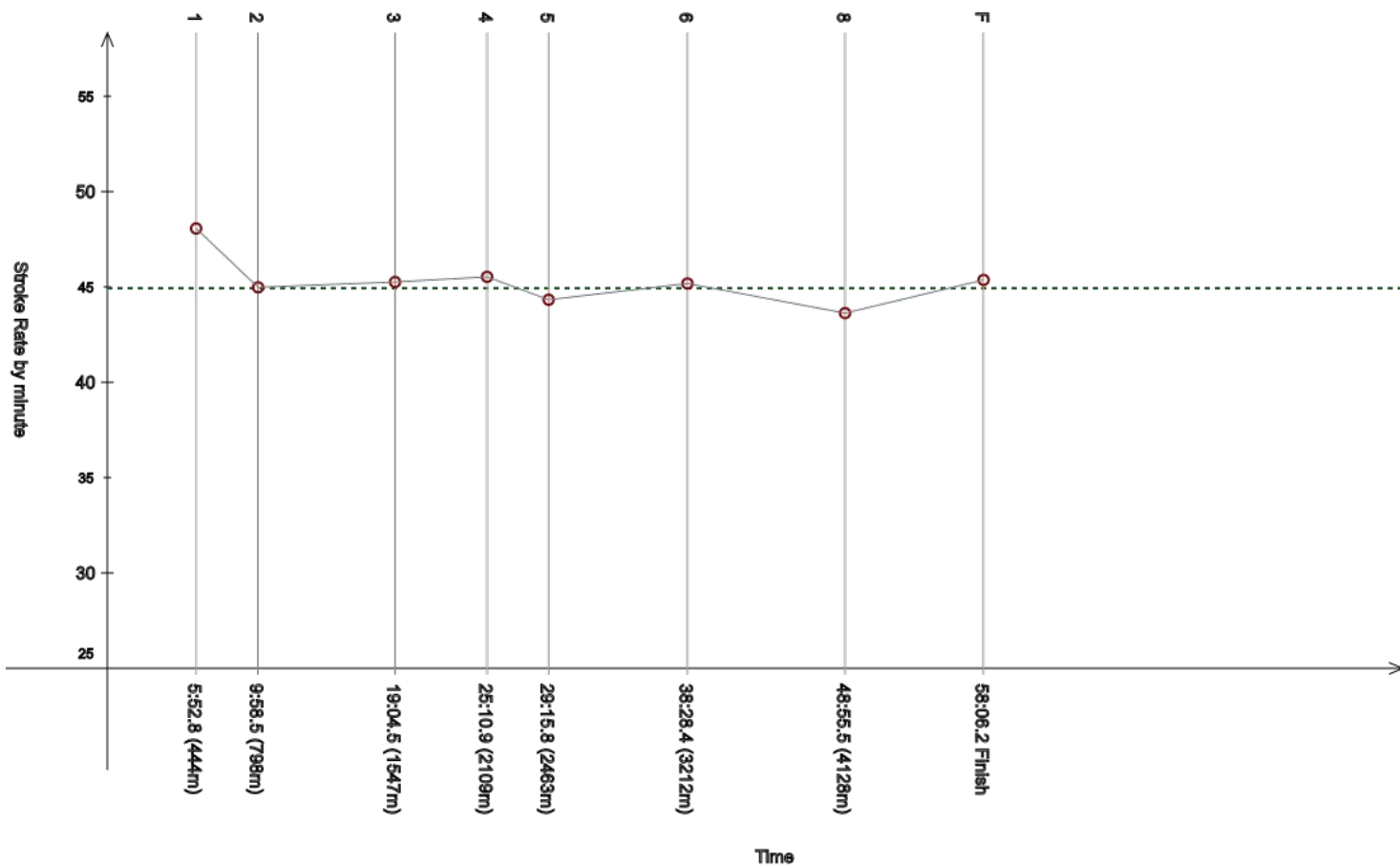
Official Timekeeping by OMEGA

Event 103
27 JUN 2022 - 12:00

Women's 5km
5km - femmes

Race Analysis Analyse de course

Rank	Bib	Name	NAT Code					Finish Time	Gap							
9	141	SPIWOKS Jeannette	GER					58:06.2	+13.3							
Split	Time	Rank	Gap	SPM	Split	Time	Rank	Gap	SPM	Split	Time	Rank	Gap	SPM	SPM	STC
1	5:52.8	(17)	+7.5	48.1	2	9:58.5	(9)	+11.2	45.0	3	19:04.5	(9)	+15.7	45.3		
4	25:10.9	(10)	+13.2	45.5	5	29:15.8	(9)	+18.5	44.3	6	38:28.4	(10)	+7.4	45.2	44.9	2614
7	-	-	-	-	8	48:55.5	(9)	+9.3	43.6	F	58:06.2	(9)	+13.3	45.4		



Legend:	+	Gap or time behind	-	Information not available	---	Stroke Rate Average
	F	Finish	SPM	Average strokes per minute	STC	Total strokes

Official Timekeeping by OMEGA

Event 103

27 JUN 2022 - 12:00

Women's 5km

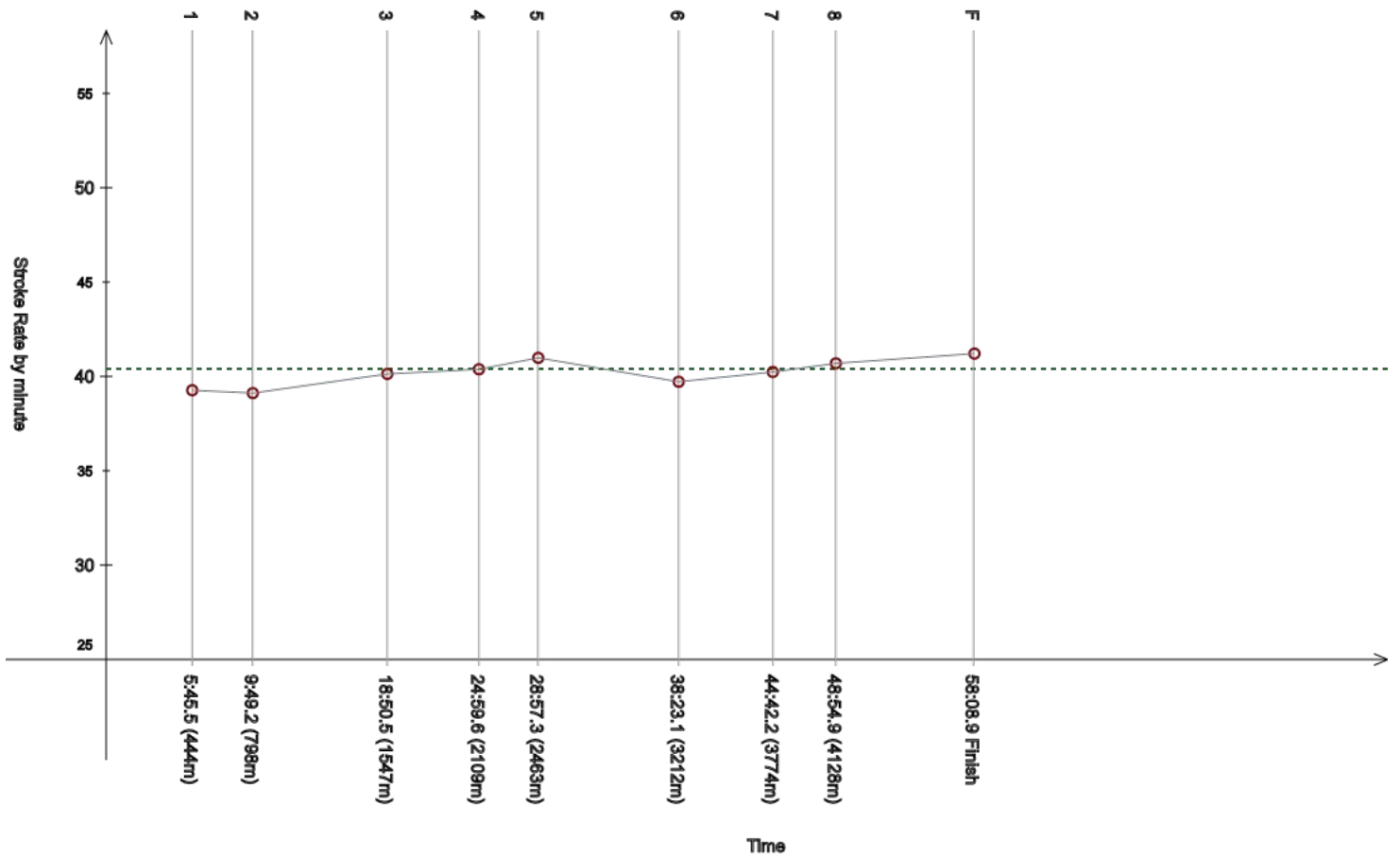
5km - femmes

Race Analysis

Analyse de course

Rank	Bib	Name	NAT Code	Finish Time	Gap
10	119	van ROUWENDAAL Sharon	NED	58:08.9	+16.0

Split	Time	Rank	Gap	SPM	Split	Time	Rank	Gap	SPM	Split	Time	Rank	Gap	SPM	SPM	STC
1	5:45.5	(2)	+0.2	39.3	2	9:49.2	(2)	+1.9	39.1	3	18:50.5	(2)	+1.7	40.1		
4	24:59.6	(2)	+1.9	40.4	5	28:57.3	(1)		41.0	6	38:23.1	(6)	+2.1	39.7	40.4	2361
7	44:42.2	(3)	+2.1	40.2	8	48:54.9	(8)	+8.7	40.7	F	58:08.9	(10)	+16.0	41.2		



Legend:	+	Gap or time behind	----	Stroke Rate Average	F	Finish	SPM	Average strokes per minute
	STC	Total strokes						

Official Timekeeping by OMEGA

Event 103

27 JUN 2022 - 12:00

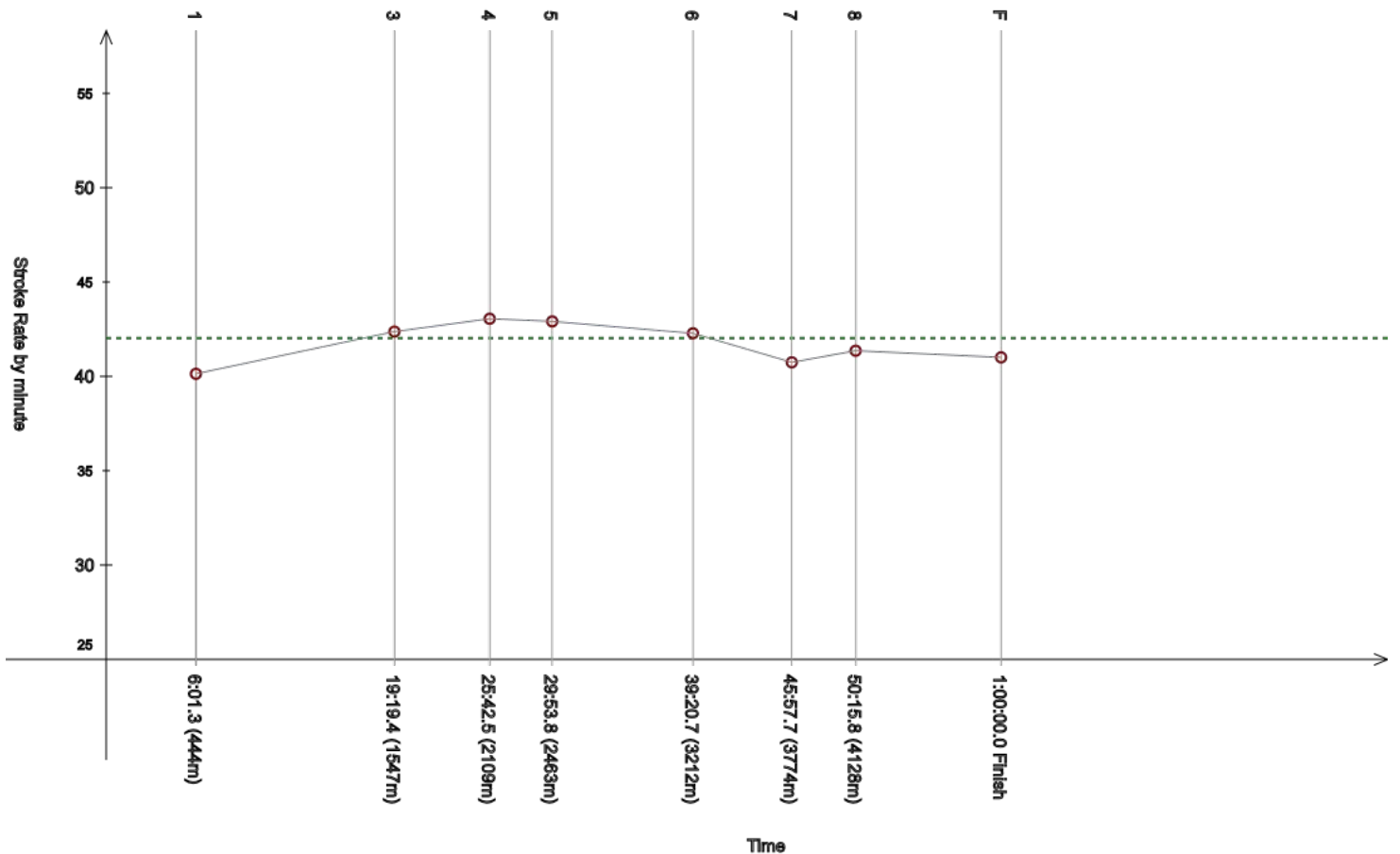
Women's 5km

5km - femmes

Race Analysis

Analyse de course

Rank	Bib	Name	NAT Code					Finish Time	Gap							
11	136	EBINA Airi	JPN					1:00:00.0	+2:07.1							
Split	Time	Rank	Gap	SPM	Split	Time	Rank	Gap	SPM	Split	Time	Rank	Gap	SPM	SPM	STC
1	6:01.3	(35)	+16.0	40.1	2	-	-	-	-	3	19:19.4	(13)	+30.6	42.4		
4	25:42.5	(13)	+44.8	43.1	5	29:53.8	(12)	+56.5	42.9	6	39:20.7	(12)	+59.7	42.3	42.0	2513
7	45:57.7	(12)	++	40.7	8	50:15.8	(11)	++	41.4	F	1:00:00.0	(11)	++	41.0		



Legend:			
+	Gap or time behind	++	One minute or more behind in split time
-	Information not available	----	Stroke Rate Average
F	Finish	SPM	Average strokes per minute
STC	Total strokes		

Official Timekeeping by OMEGA

Event 103

27 JUN 2022 - 12:00

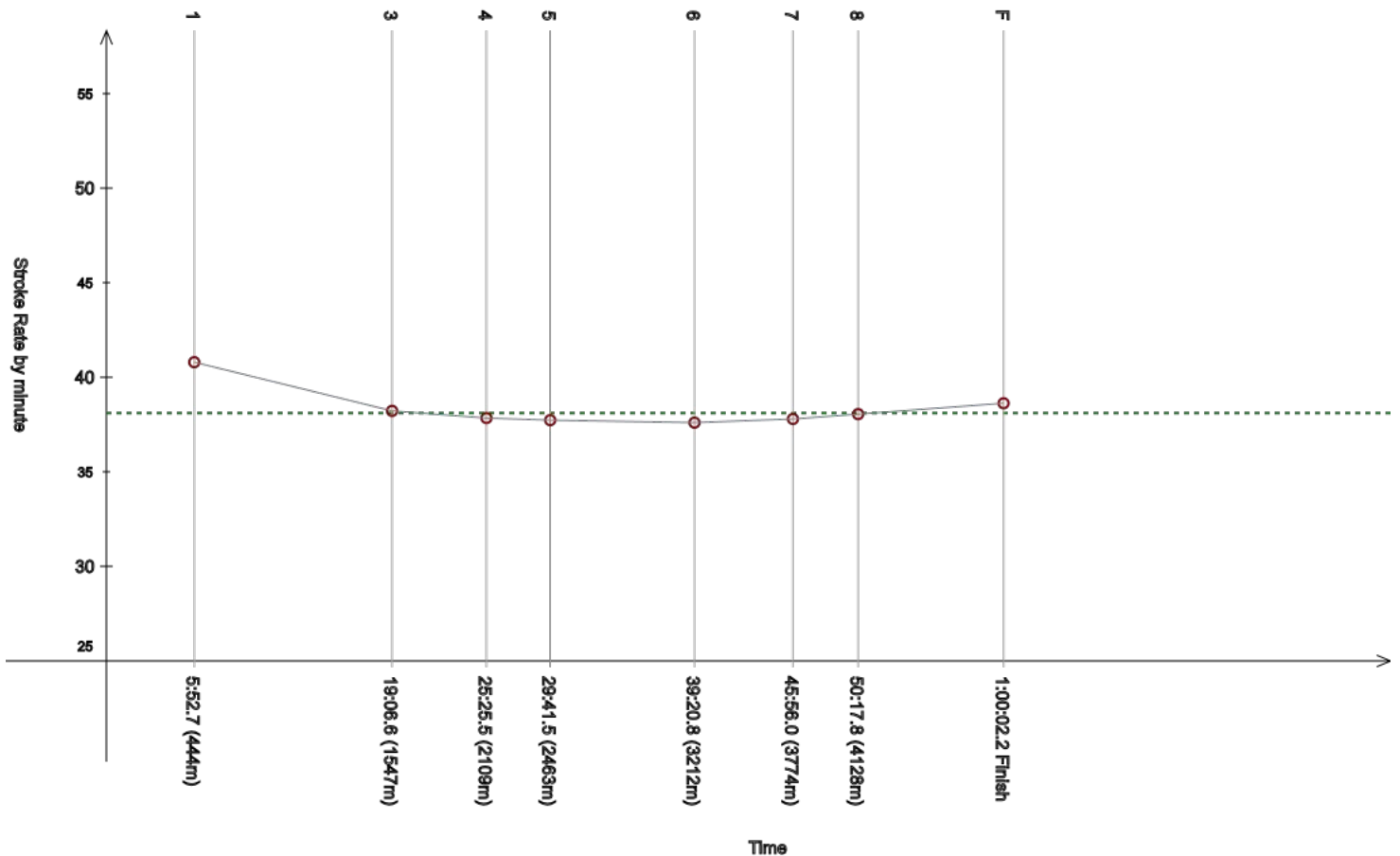
Women's 5km

5km - femmes

Race Analysis

Analyse de course

Rank	Bib	Name	NAT Code					Finish Time	Gap							
12	133	SMITH Summer	USA					1:00:02.2	+2:09.3							
Split	Time	Rank	Gap	SPM	Split	Time	Rank	Gap	SPM	Split	Time	Rank	Gap	SPM	SPM	STC
1	5:52.7	(16)	+7.4	40.8	2	-	-	-	-	3	19:06.6	(12)	+17.8	38.2		
4	25:25.5	(12)	+27.8	37.8	5	29:41.5	(11)	+44.2	37.7	6	39:20.8	(13)	+59.8	37.6	38.1	2306
7	45:56.0	(11)	++	37.8	8	50:17.8	(12)	++	38.1	F	1:00:02.2	(12)	++	38.6		



Legend:			
+	Gap or time behind	++	One minute or more behind in split time
-	Information not available	----	Stroke Rate Average
F	Finish	SPM	Average strokes per minute
STC	Total strokes		

Official Timekeeping by OMEGA

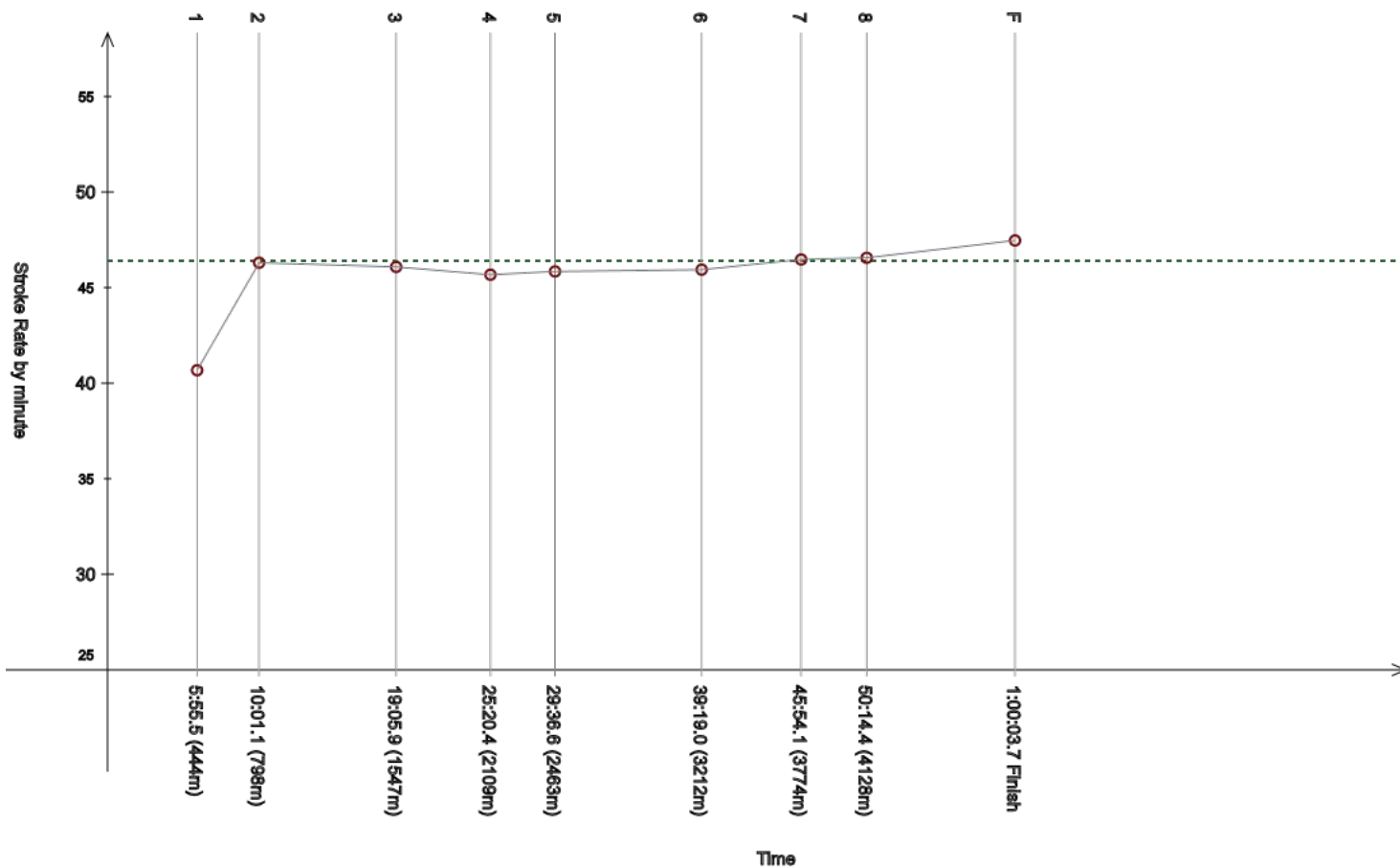
Event 103
27 JUN 2022 - 12:00

Women's 5km
5km - femmes

Race Analysis Analyse de course

Rank	Bib	Name	NAT Code	Finish Time	Gap
13	150	MORIYAMA Yukimi	JPN	1:00:03.7	+2:10.8

Split	Time	Rank	Gap	SPM	Split	Time	Rank	Gap	SPM	Split	Time	Rank	Gap	SPM	SPM	STC
1	5:55.5	(24)	+10.2	40.7	2	10:01.1	(11)	+13.8	46.3	3	19:05.9	(11)	+17.1	46.1		
4	25:20.4	(11)	+22.7	45.7	5	29:36.6	(10)	+39.3	45.8	6	39:19.0	(11)	+58.0	45.9	46.4	2798
7	45:54.1	(10)	++	46.5	8	50:14.4	(10)	++	46.6	F	1:00:03.7	(13)	++	47.5		



Legend:					
+	Gap or time behind	++	One minute or more behind in split time	---	Stroke Rate Average
F	Finish	SPM	Average strokes per minute	STC	Total strokes

Official Timekeeping by OMEGA

Event 103

27 JUN 2022 - 12:00

Women's 5km

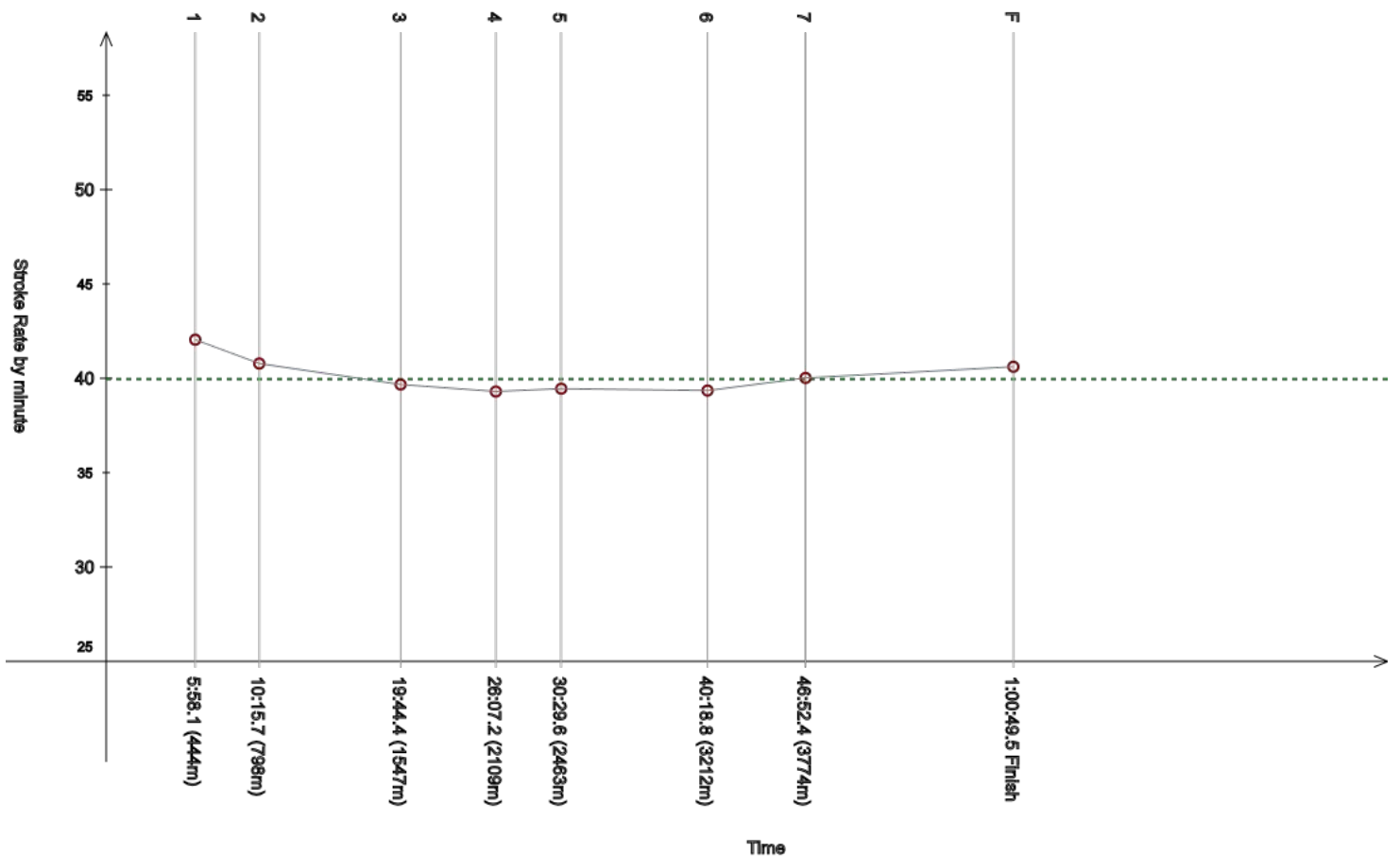
5km - femmes

Race Analysis

Analyse de course

Rank	Bib	Name	NAT Code	Finish Time	Gap
14	154	MARTINEZ GUILLEN Angela	ESP	1:00:49.5	+2:56.6

Split	Time	Rank	Gap	SPM	Split	Time	Rank	Gap	SPM	Split	Time	Rank	Gap	SPM	SPM	STC
1	5:58.1	(=30)	+12.8	42.1	2	10:15.7	(=25)	+28.4	40.8	3	19:44.4	(29)	+55.6	39.7		
4	26:07.2	(26)	++	39.3	5	30:29.6	(20)	++	39.5	6	40:18.8	(29)	++	39.4	40.0	2442
7	46:52.4	(25)	++	40.0	8	-	-	-	-	F	1:00:49.5	(14)	++	40.6		



Legend:			
+	Gap or time behind	++	One minute or more behind in split time
-	Information not available	----	Stroke Rate Average
F	Finish	SPM	Average strokes per minute
STC	Total strokes		

Official Timekeeping by OMEGA

Event 103

27 JUN 2022 - 12:00

Women's 5km

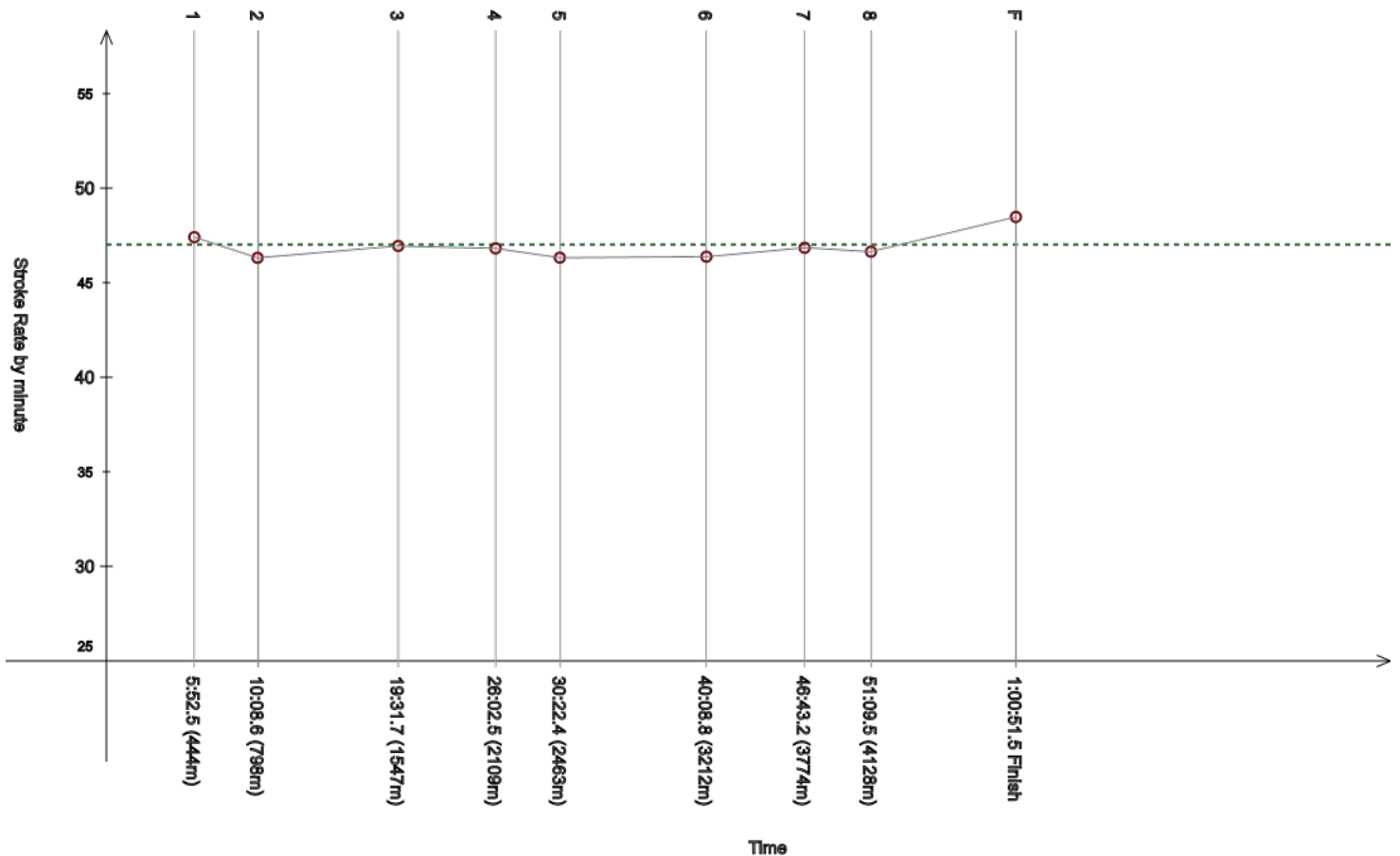
5km - femmes

Race Analysis

Analyse de course

Rank	Bib	Name	NAT Code	Finish Time	Gap
15	138	ROHACS Reka	HUN	1:00:51.5	+2:58.6

Split	Time	Rank	Gap	SPM	Split	Time	Rank	Gap	SPM	Split	Time	Rank	Gap	SPM	SPM	STC
1	5:52.5	(14)	+7.2	47.4	2	10:08.6	(17)	+21.3	46.3	3	19:31.7	(=16)	+42.9	46.9		
4	26:02.5	(21)	++	46.8	5	30:22.4	(14)	++	46.3	6	40:08.8	(15)	++	46.4	47.0	2883
7	46:43.2	(13)	++	46.8	8	51:09.5	(14)	++	46.6	F	1:00:51.5	(15)	++	48.5		



Legend:			
+	Gap or time behind	++	One minute or more behind in split time
F	Finish	SPM	Average strokes per minute
---	Stroke Rate Average	STC	Total strokes

Official Timekeeping by OMEGA

Event 103
27 JUN 2022 - 12:00

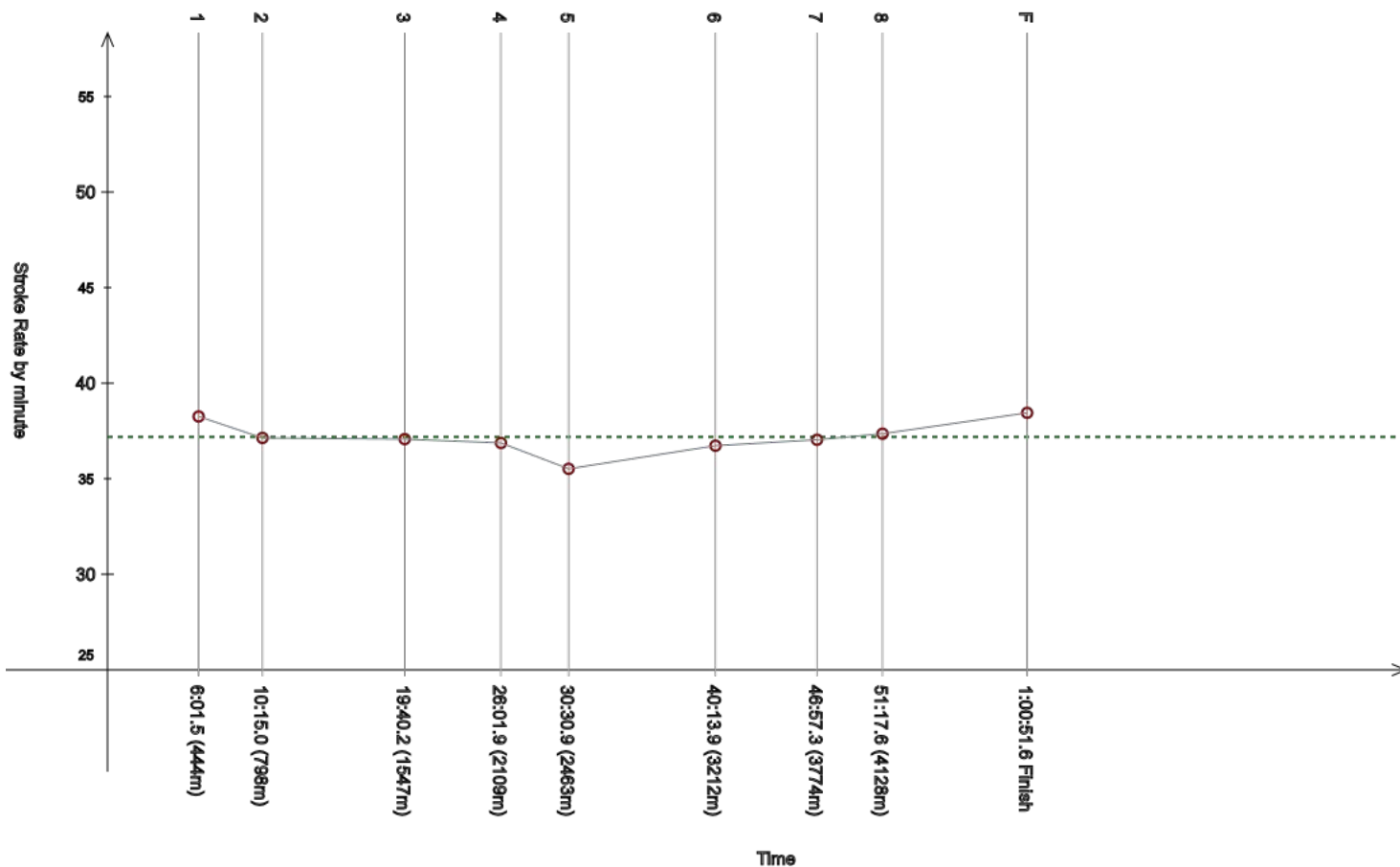
Women's 5km
5km - femmes

Race Analysis

Analyse de course

Rank	Bib	Name	NAT Code	Finish Time	Gap
16	132	NIP Tsz Yin	HKG	1:00:51.6	+2:58.7

Split	Time	Rank	Gap	SPM	Split	Time	Rank	Gap	SPM	Split	Time	Rank	Gap	SPM	SPM	STC
1	6:01.5	(36)	+16.2	38.3	2	10:15.0	(24)	+27.7	37.1	3	19:40.2	(27)	+51.4	37.1		
4	26:01.9	(20)	++	36.9	5	30:30.9	(23)	++	35.5	6	40:13.9	(21)	++	36.7	37.2	2262
7	46:57.3	(29)	++	37.0	8	51:17.6	(19)	++	37.4	F	1:00:51.6	(16)	++	38.5		



Legend:			
+	Gap or time behind	++	One minute or more behind in split time
F	Finish	SPM	Average strokes per minute
---	Stroke Rate Average	STC	Total strokes

Official Timekeeping by OMEGA

Event 103

27 JUN 2022 - 12:00

Women's 5km

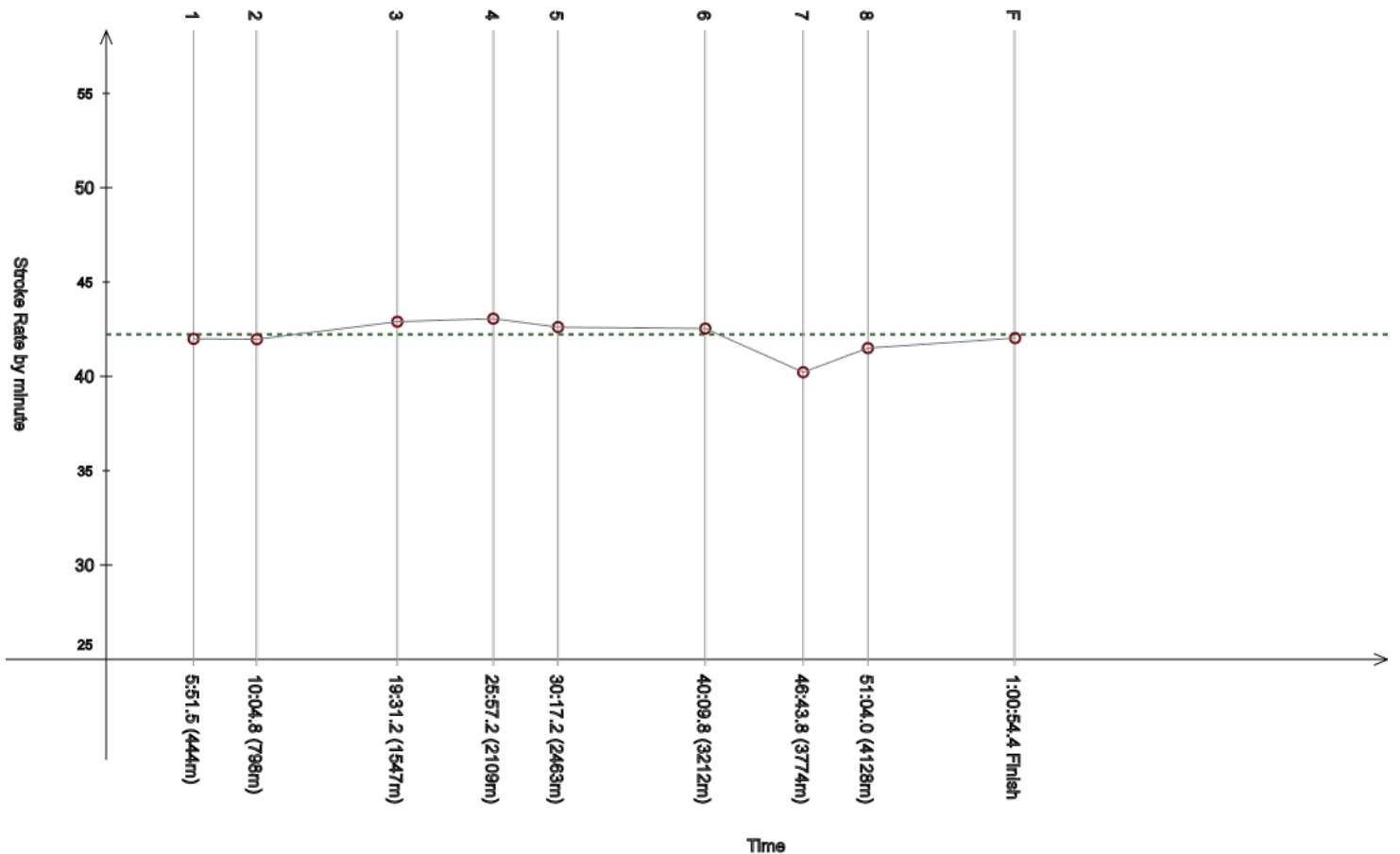
5km - femmes

Race Analysis

Analyse de course

Rank	Bib	Name	NAT Code	Finish Time	Gap
17	125	FABIAN Eva	ISR	1:00:54.4	+3:01.5

Split	Time	Rank	Gap	SPM	Split	Time	Rank	Gap	SPM	Split	Time	Rank	Gap	SPM	SPM	STC
1	5:51.5	(11)	+6.2	42.0	2	10:04.8	(14)	+17.5	42.0	3	19:31.2	(15)	+42.4	42.9		
4	25:57.2	(14)	+59.5	43.1	5	30:17.2	(13)	++	42.6	6	40:09.8	(16)	++	42.5	42.2	2603
7	46:43.8	(14)	++	40.2	8	51:04.0	(13)	++	41.5	F	1:00:54.4	(17)	++	42.0		



Legend:					
+	Gap or time behind	++	One minute or more behind in split time	---	Stroke Rate Average
F	Finish	SPM	Average strokes per minute	STC	Total strokes

Official Timekeeping by OMEGA

Event 103

27 JUN 2022 - 12:00

Women's 5km

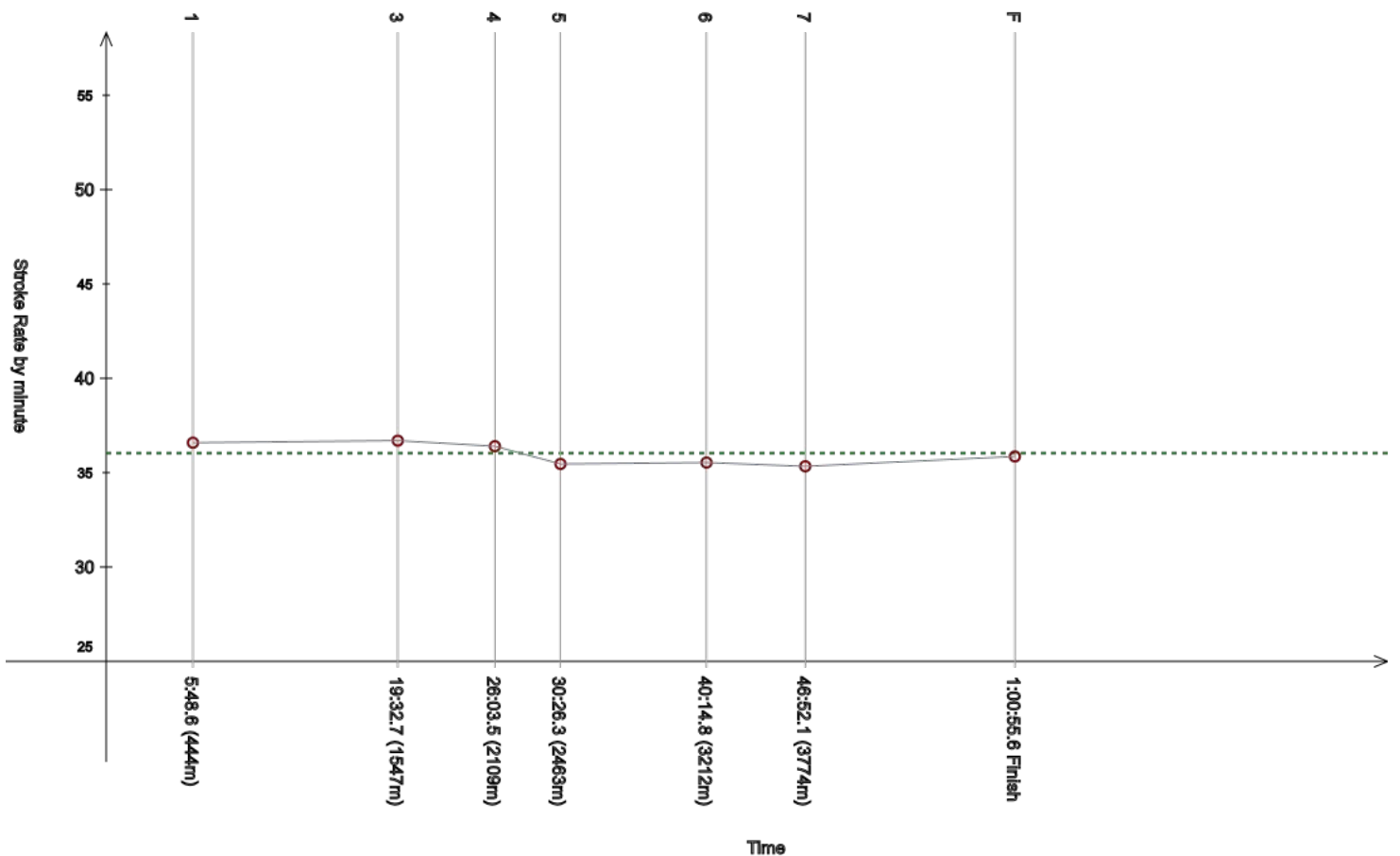
5km - femmes

Race Analysis

Analyse de course

Rank	Bib	Name	NAT Code	Finish Time	Gap
18	126	van RENSBURG Catherine	RSA	1:00:55.6	+3:02.7

Split	Time	Rank	Gap	SPM	Split	Time	Rank	Gap	SPM	Split	Time	Rank	Gap	SPM	SPM	STC
1	5:48.6	(8)	+3.3	36.6	2	-	-	-	-	3	19:32.7	(20)	+43.9	36.7		
4	26:03.5	(23)	++	36.4	5	30:26.3	(15)	++	35.5	6	40:14.8	(22)	++	35.5	36.0	2217
7	46:52.1	(24)	++	35.3	8	-	-	-	-	F	1:00:55.6	(18)	++	35.9		



Legend:			
+	Gap or time behind	++	One minute or more behind in split time
-	Information not available	----	Stroke Rate Average
F	Finish	SPM	Average strokes per minute
STC	Total strokes		

Official Timekeeping by OMEGA

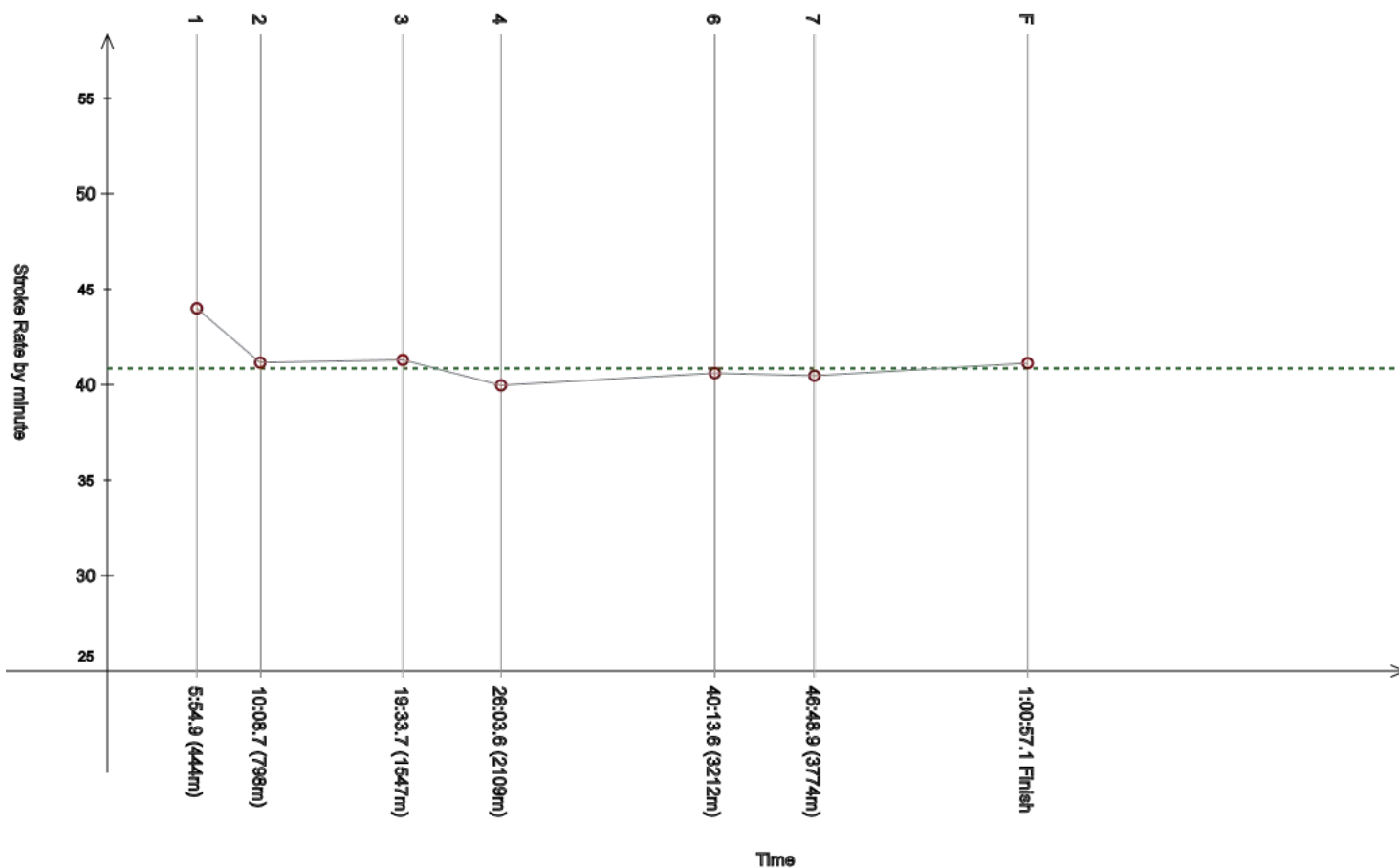
Event 103
27 JUN 2022 - 12:00

Women's 5km
5km - femmes

Race Analysis Analyse de course

Rank	Bib	Name	NAT Code	Finish Time	Gap
19	135	STERBOVA Lenka	CZE	1:00:57.1	+3:04.2

Split	Time	Rank	Gap	SPM	Split	Time	Rank	Gap	SPM	Split	Time	Rank	Gap	SPM	SPM	STC
1	5:54.9	(21)	+9.6	44.0	2	10:08.7	(18)	+21.4	41.2	3	19:33.7	(22)	+44.9	41.3		
4	26:03.6	(24)	++	40.0	5	-	-	-	-	6	40:13.6	(19)	++	40.6	40.8	2497
7	46:48.9	(=19)	++	40.5	8	-	-	-	-	F	1:00:57.1	(19)	++	41.1		



Legend:			
+	Gap or time behind	++	One minute or more behind in split time
-	Information not available	----	Stroke Rate Average
F	Finish	SPM	Average strokes per minute
STC	Total strokes		

Official Timekeeping by OMEGA

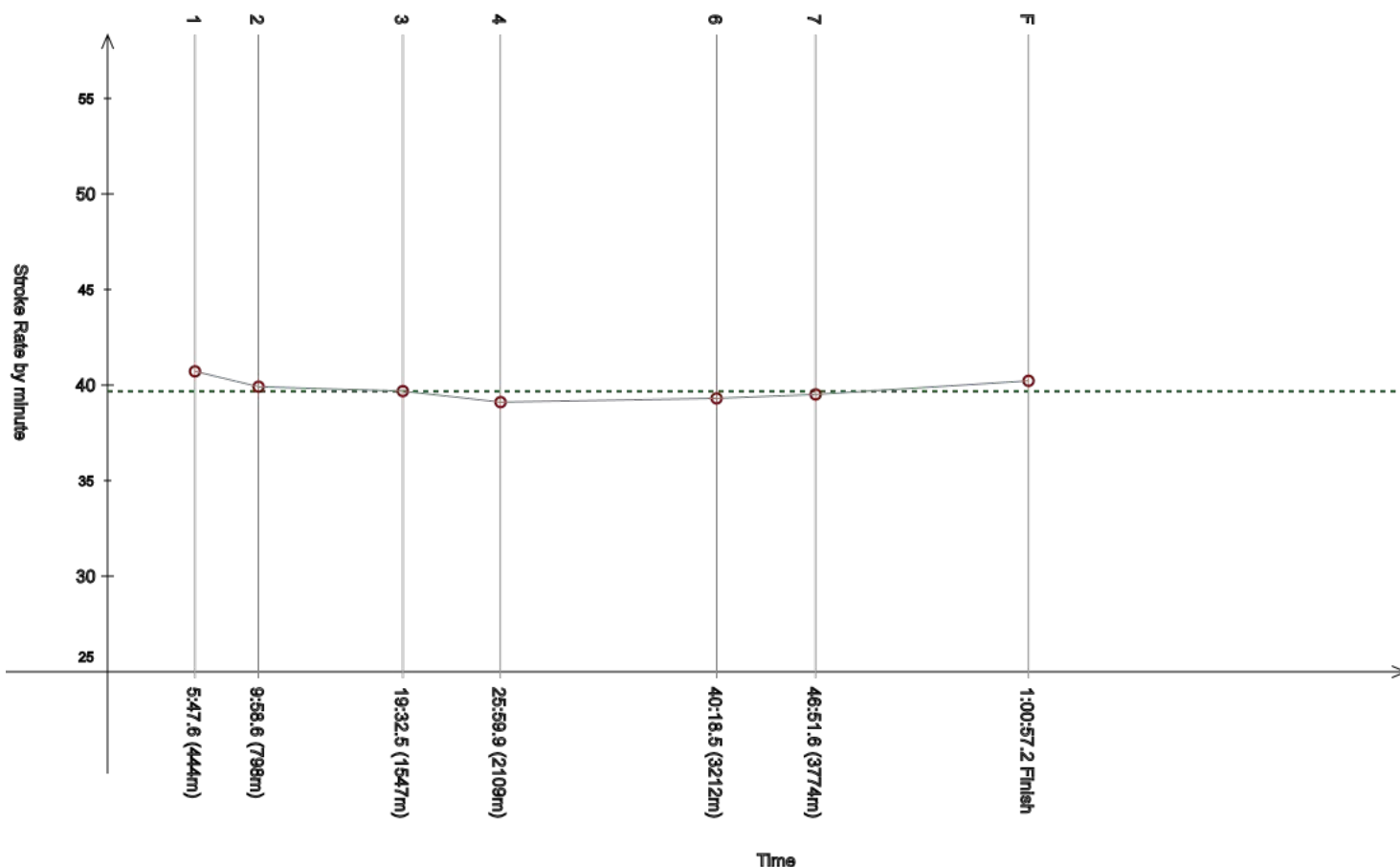
Event 103
27 JUN 2022 - 12:00

Women's 5km
5km - femmes

Race Analysis

Analyse de course

Rank	Bib	Name	NAT Code					Finish Time					Gap			
20	101	AULD Anna	USA					1:00:57.2					+3:04.3			
Split	Time	Rank	Gap	SPM	Split	Time	Rank	Gap	SPM	Split	Time	Rank	Gap	SPM	SPM	STC
1	5:47.6	(=6)	+2.3	40.7	2	9:58.6	(10)	+11.3	39.9	3	19:32.5	(19)	+43.7	39.7		
4	25:59.9	(16)	++	39.1	5	-	-	-	-	6	40:18.5	(28)	++	39.3	39.7	2436
7	46:51.6	(23)	++	39.5	8	-	-	-	-	F	1:00:57.2	(20)	++	40.2		



Legend:			
+	Gap or time behind	++	One minute or more behind in split time
-	Information not available	----	Stroke Rate Average
F	Finish	SPM	Average strokes per minute
STC	Total strokes		

Official Timekeeping by OMEGA

Event 103

27 JUN 2022 - 12:00

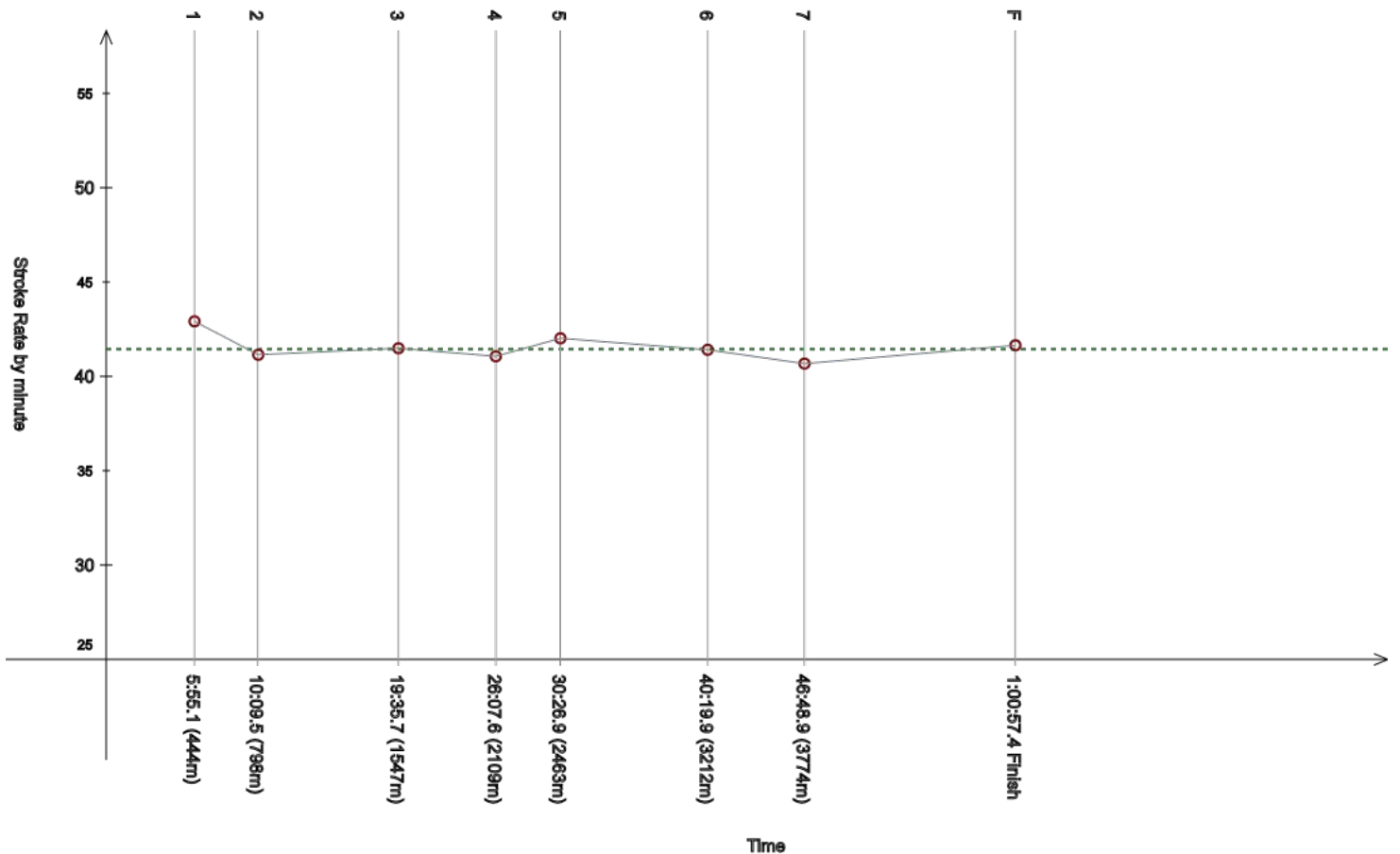
Women's 5km

5km - femmes

Race Analysis

Analyse de course

Rank	Bib	Name	NAT Code					Finish Time	Gap							
21	115	BURCUNAZ Narin	TUR					1:00:57.4	+3:04.5							
Split	Time	Rank	Gap	SPM	Split	Time	Rank	Gap	SPM	Split	Time	Rank	Gap	SPM	SPM	STC
1	5:55.1	(22)	+9.8	42.9	2	10:09.5	(19)	+22.2	41.1	3	19:35.7	(23)	+46.9	41.5		
4	26:07.6	(28)	++	41.1	5	30:26.9	(=16)	++	42.0	6	40:19.9	(30)	++	41.4	41.4	2528
7	46:48.9	(=19)	++	40.7	8	-	-	-	-	F	1:00:57.4	(21)	++	41.7		



Legend:			
+	Gap or time behind	++	One minute or more behind in split time
-	Information not available	----	Stroke Rate Average
F	Finish	SPM	Average strokes per minute
STC	Total strokes		

Official Timekeeping by OMEGA

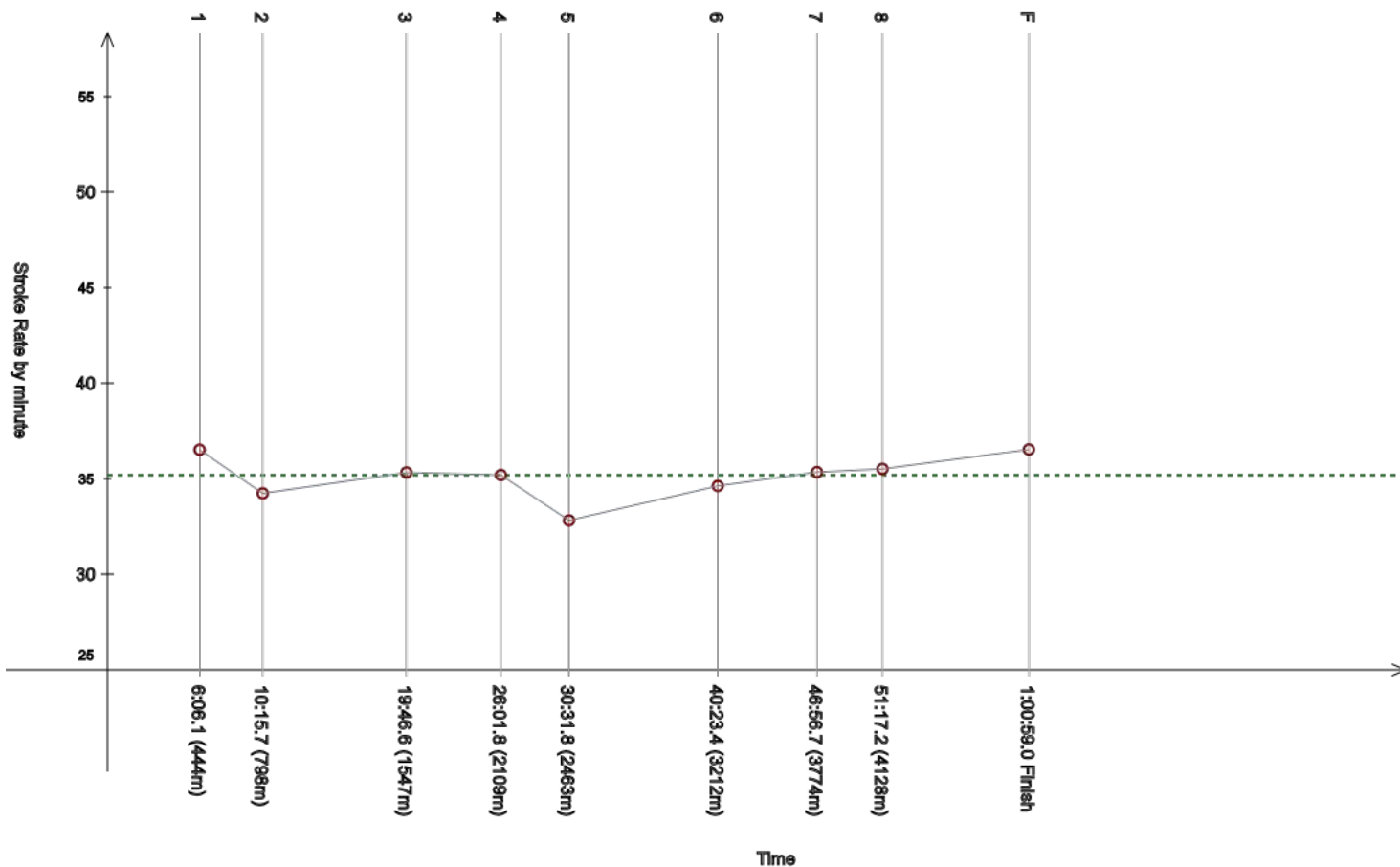
Event 103
27 JUN 2022 - 12:00

Women's 5km
5km - femmes

Race Analysis Analyse de course

Rank	Bib	Name	NAT Code	Finish Time	Gap
22	116	MA Xiaoming	CHN	1:00:59.0	+3:06.1

Split	Time	Rank	Gap	SPM	Split	Time	Rank	Gap	SPM	Split	Time	Rank	Gap	SPM	SPM	STC
1	6:06.1	(39)	+20.8	36.5	2	10:15.7	(=25)	+28.4	34.2	3	19:46.6	(31)	+57.8	35.3		
4	26:01.8	(19)	++	35.2	5	30:31.8	(24)	++	32.8	6	40:23.4	(32)	++	34.6	35.2	2155
7	46:56.7	(28)	++	35.3	8	51:17.2	(=17)	++	35.5	F	1:00:59.0	(22)	++	36.5		



Legend:			
+	Gap or time behind	++	One minute or more behind in split time
F	Finish	SPM	Average strokes per minute
---	Stroke Rate Average	STC	Total strokes

Official Timekeeping by OMEGA

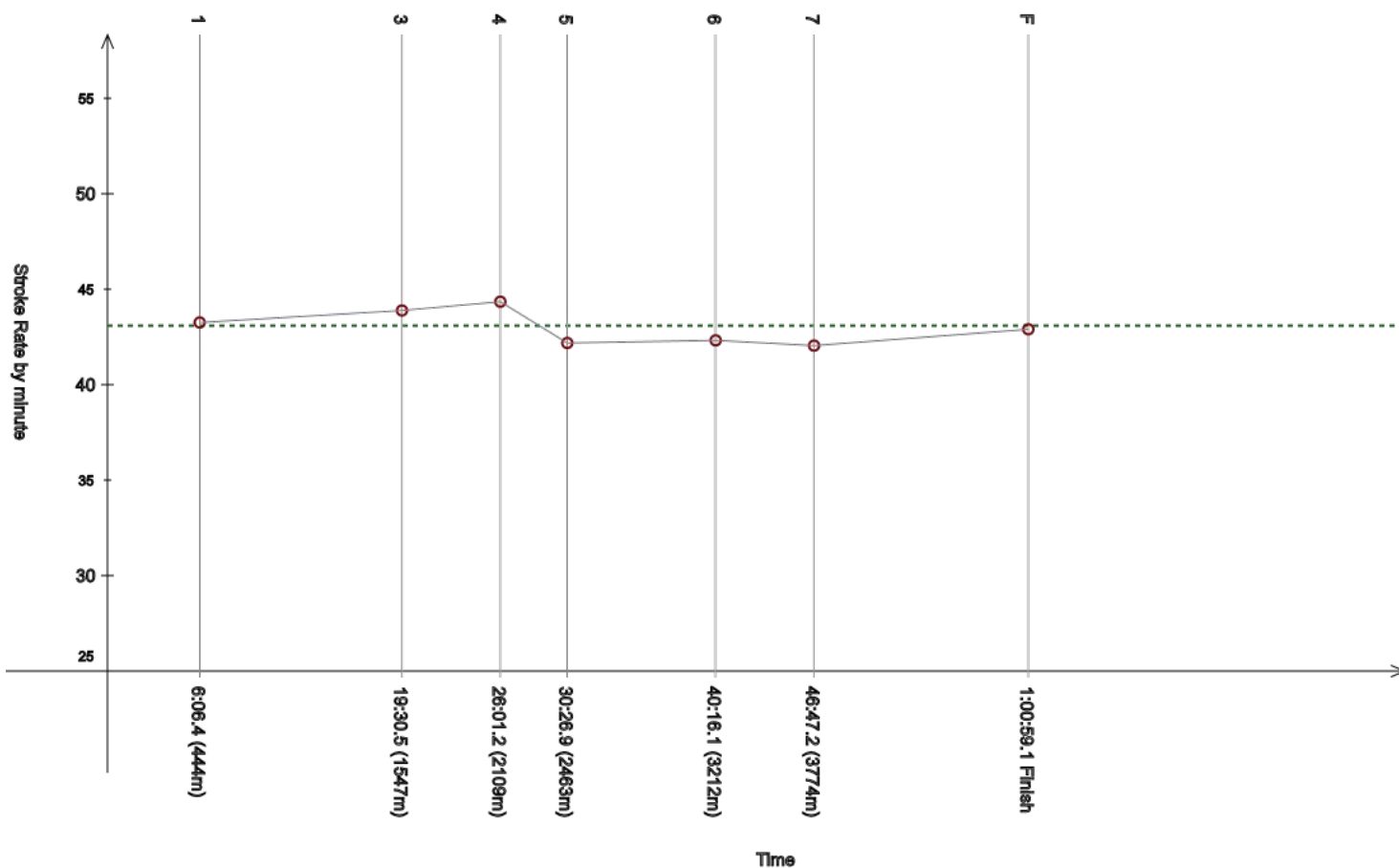
Event 103
27 JUN 2022 - 12:00

Women's 5km
5km - femmes

Race Analysis Analyse de course

Rank	Bib	Name	NAT Code	Finish Time	Gap
23	124	PERSE Spela	SLO	1:00:59.1	+3:06.2

Split	Time	Rank	Gap	SPM	Split	Time	Rank	Gap	SPM	Split	Time	Rank	Gap	SPM	SPM	STC
1	6:06.4	(40)	+21.1	43.3	2	-	-	-	-	3	19:30.5	(14)	+41.7	43.9		
4	26:01.2	(17)	++	44.4	5	30:26.9	(=16)	++	42.2	6	40:16.1	(25)	++	42.3	43.1	2634
7	46:47.2	(17)	++	42.0	8	-	-	-	-	F	1:00:59.1	(23)	++	42.9		



Legend:			
+	Gap or time behind	++	One minute or more behind in split time
-	Information not available	----	Stroke Rate Average
F	Finish	SPM	Average strokes per minute
STC	Total strokes		

Official Timekeeping by OMEGA

Event 103

27 JUN 2022 - 12:00

Women's 5km

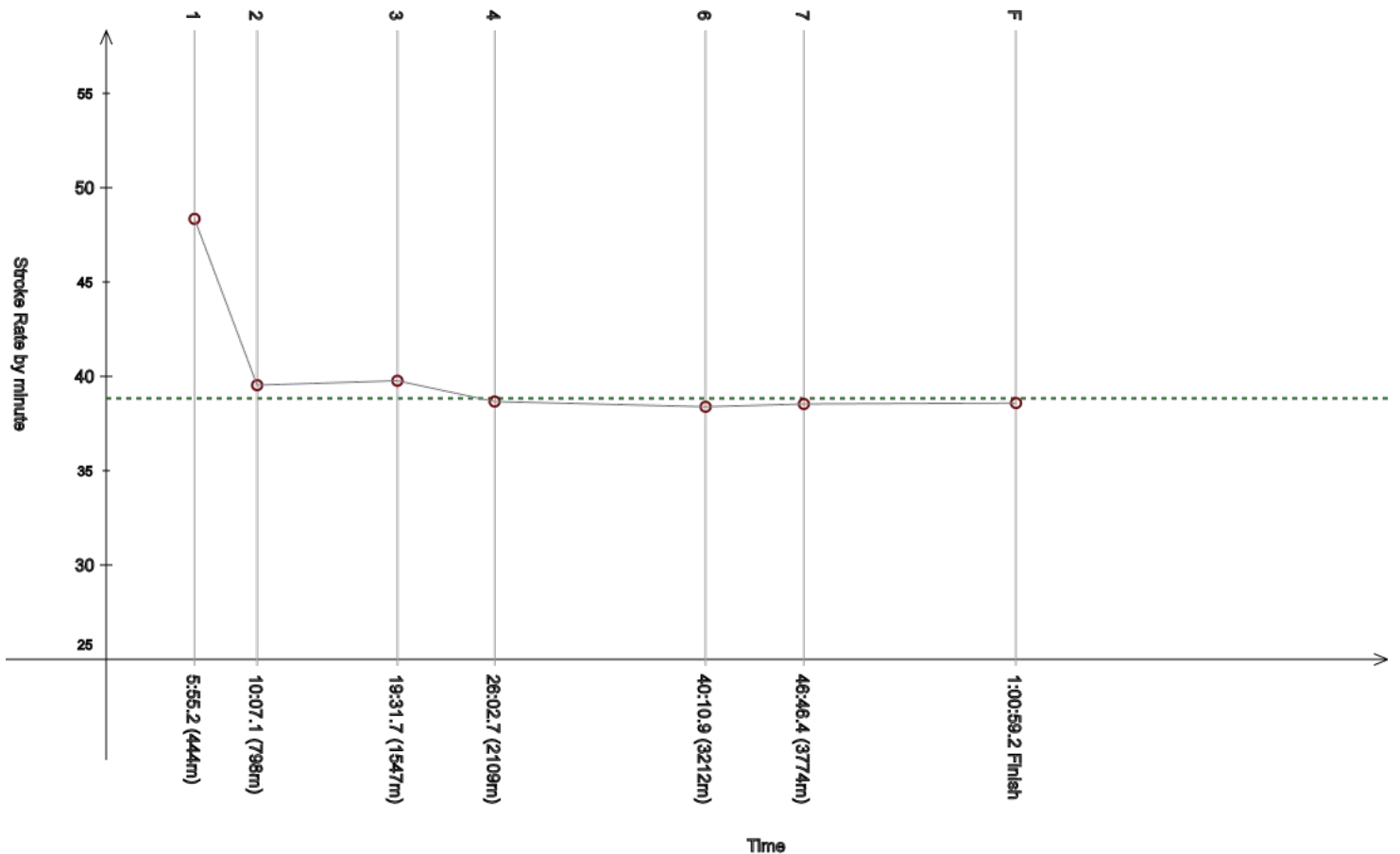
5km - femmes

Race Analysis

Analyse de course

Rank	Bib	Name	NAT Code	Finish Time	Gap
24	128	BALOGH Vivien	HUN	1:00:59.2	+3:06.3

Split	Time	Rank	Gap	SPM	Split	Time	Rank	Gap	SPM	Split	Time	Rank	Gap	SPM	SPM	STC
1	5:55.2	(23)	+9.9	48.4	2	10:07.1	(16)	+19.8	39.5	3	19:31.7	(=16)	+42.9	39.8		
4	26:02.7	(22)	++	38.7	5	-	-	-	-	6	40:10.9	(17)	++	38.4	38.8	2397
7	46:46.4	(16)	++	38.5	8	-	-	-	-	F	1:00:59.2	(24)	++	38.6		



Legend:			
+	Gap or time behind	++	One minute or more behind in split time
-	Information not available	----	Stroke Rate Average
F	Finish	SPM	Average strokes per minute
STC	Total strokes		

Official Timekeeping by OMEGA

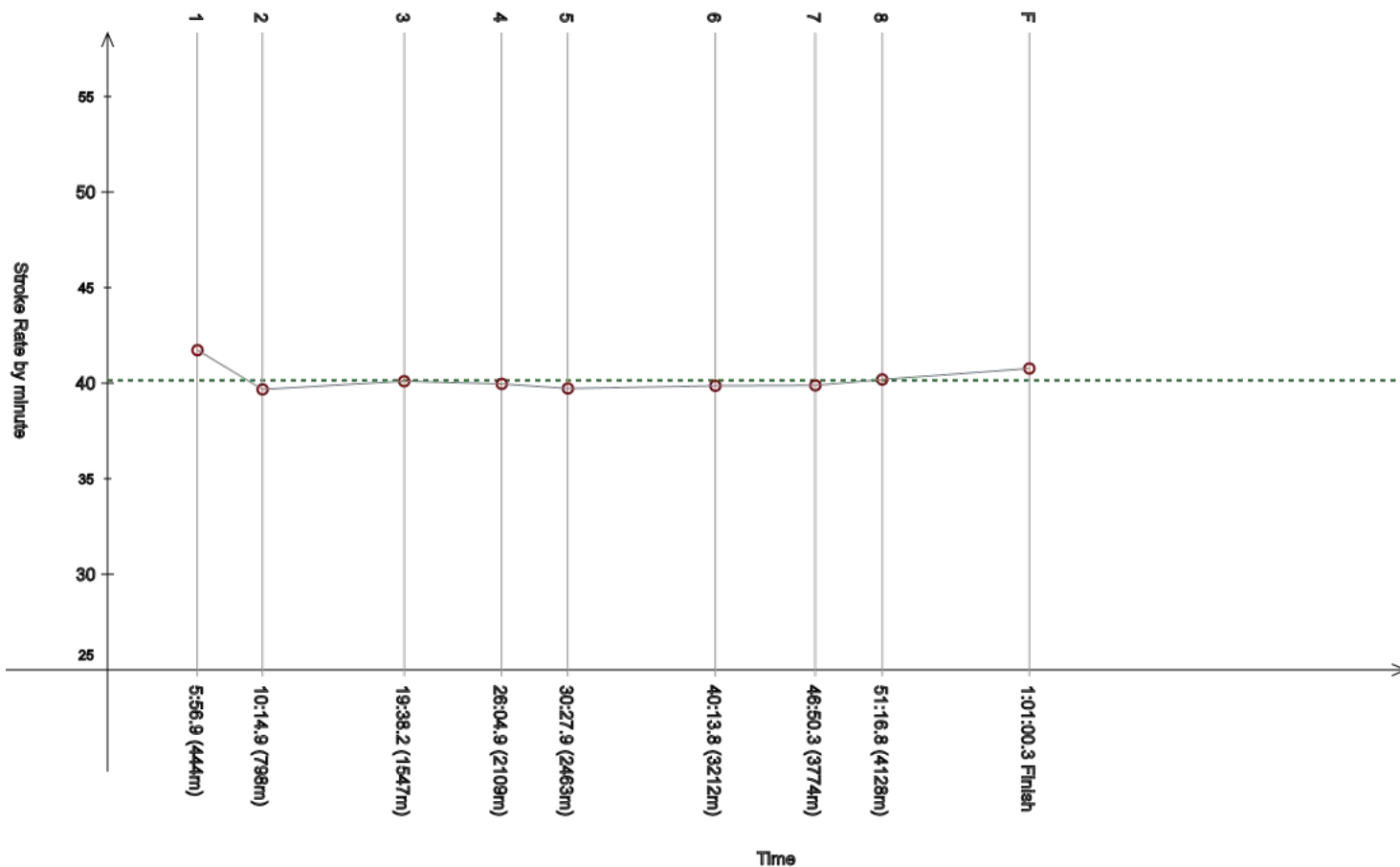
Event 103
27 JUN 2022 - 12:00

Women's 5km
5km - femmes

Race Analysis Analyse de course

Rank	Bib	Name	NAT Code	Finish Time	Gap
25	146	PANCHISHKO Krystyna	UKR	1:01:00.3	+3:07.4

Split	Time	Rank	Gap	SPM	Split	Time	Rank	Gap	SPM	Split	Time	Rank	Gap	SPM	SPM	STC
1	5:56.9	(27)	+11.6	41.7	2	10:14.9	(23)	+27.6	39.7	3	19:38.2	(26)	+49.4	40.1		
4	26:04.9	(25)	++	40.0	5	30:27.9	(18)	++	39.7	6	40:13.8	(20)	++	39.9	40.2	2450
7	46:50.3	(22)	++	39.9	8	51:16.8	(16)	++	40.2	F	1:01:00.3	(25)	++	40.8		



Legend:			
+	Gap or time behind	++	One minute or more behind in split time
F	Finish	SPM	Average strokes per minute
---	Stroke Rate Average	STC	Total strokes

Official Timekeeping by OMEGA

Event 103

27 JUN 2022 - 12:00

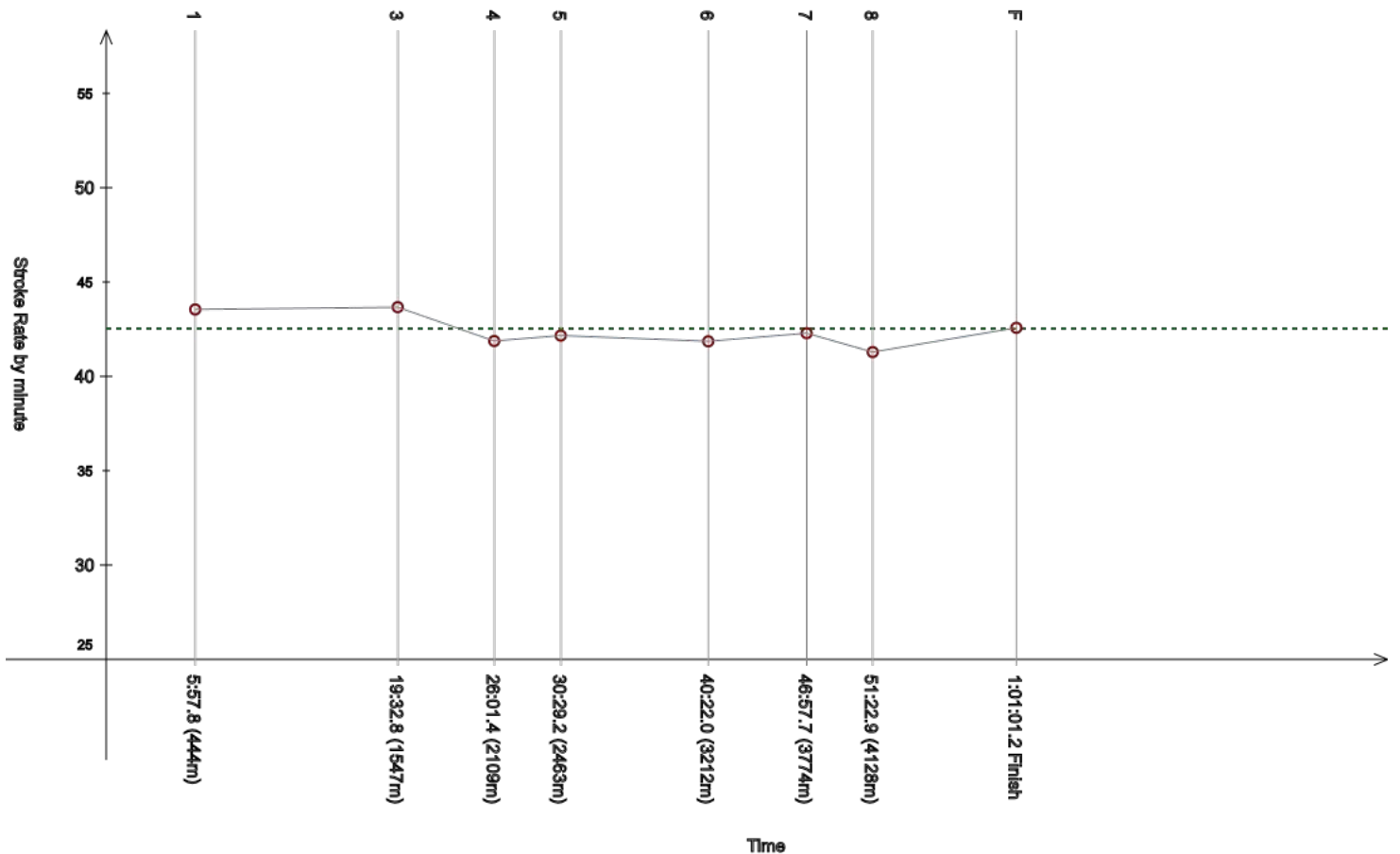
Women's 5km

5km - femmes

Race Analysis

Analyse de course

Rank	Bib	Name	NAT Code					Finish Time					Gap			
26	122	GIBBS-BEAL Finella	AUS					1:01:01.2					+3:08.3			
Split	Time	Rank	Gap	SPM	Split	Time	Rank	Gap	SPM	Split	Time	Rank	Gap	SPM	SPM	STC
1	5:57.8	(29)	+12.5	43.6	2	-	-	-	-	3	19:32.8	(21)	+44.0	43.7		
4	26:01.4	(18)	++	41.9	5	30:29.2	(19)	++	42.2	6	40:22.0	(31)	++	41.9	42.5	2601
7	46:57.7	(=30)	++	42.3	8	51:22.9	(22)	++	41.3	F	1:01:01.2	(26)	++	42.6		



Legend:			
+	Gap or time behind	++	One minute or more behind in split time
-	Information not available	----	Stroke Rate Average
F	Finish	SPM	Average strokes per minute
STC	Total strokes		

Official Timekeeping by OMEGA

Event 103

27 JUN 2022 - 12:00

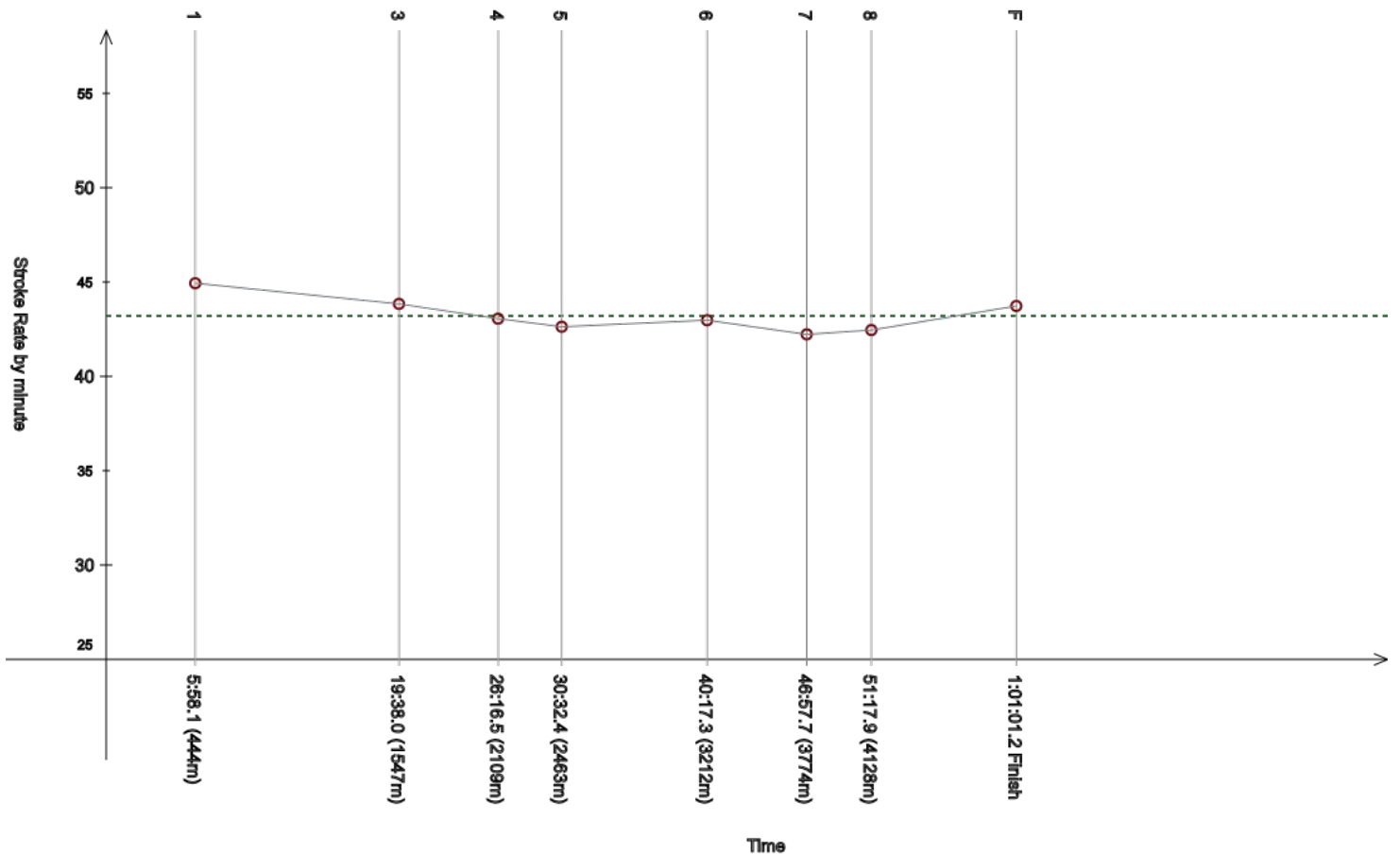
Women's 5km

5km - femmes

Race Analysis

Analyse de course

Rank	Bib	Name	NAT Code					Finish Time	Gap							
27	106	SUPURGECI Sevim Eylul	TUR					1:01:01.2	+3:08.3							
Split	Time	Rank	Gap	SPM	Split	Time	Rank	Gap	SPM	Split	Time	Rank	Gap	SPM	SPM	STC
1	5:58.1	(=30)	+12.8	44.9	2	-	-	-	-	3	19:38.0	(24)	+49.2	43.8		
4	26:16.5	(32)	++	43.1	5	30:32.4	(25)	++	42.6	6	40:17.3	(27)	++	43.0	43.2	2657
7	46:57.7	(=30)	++	42.2	8	51:17.9	(20)	++	42.5	F	1:01:01.2	(27)	++	43.7		



Legend:			
+	Gap or time behind	++	One minute or more behind in split time
-	Information not available	----	Stroke Rate Average
F	Finish	SPM	Average strokes per minute
STC	Total strokes		

Official Timekeeping by OMEGA

Event 103

27 JUN 2022 - 12:00

Women's 5km

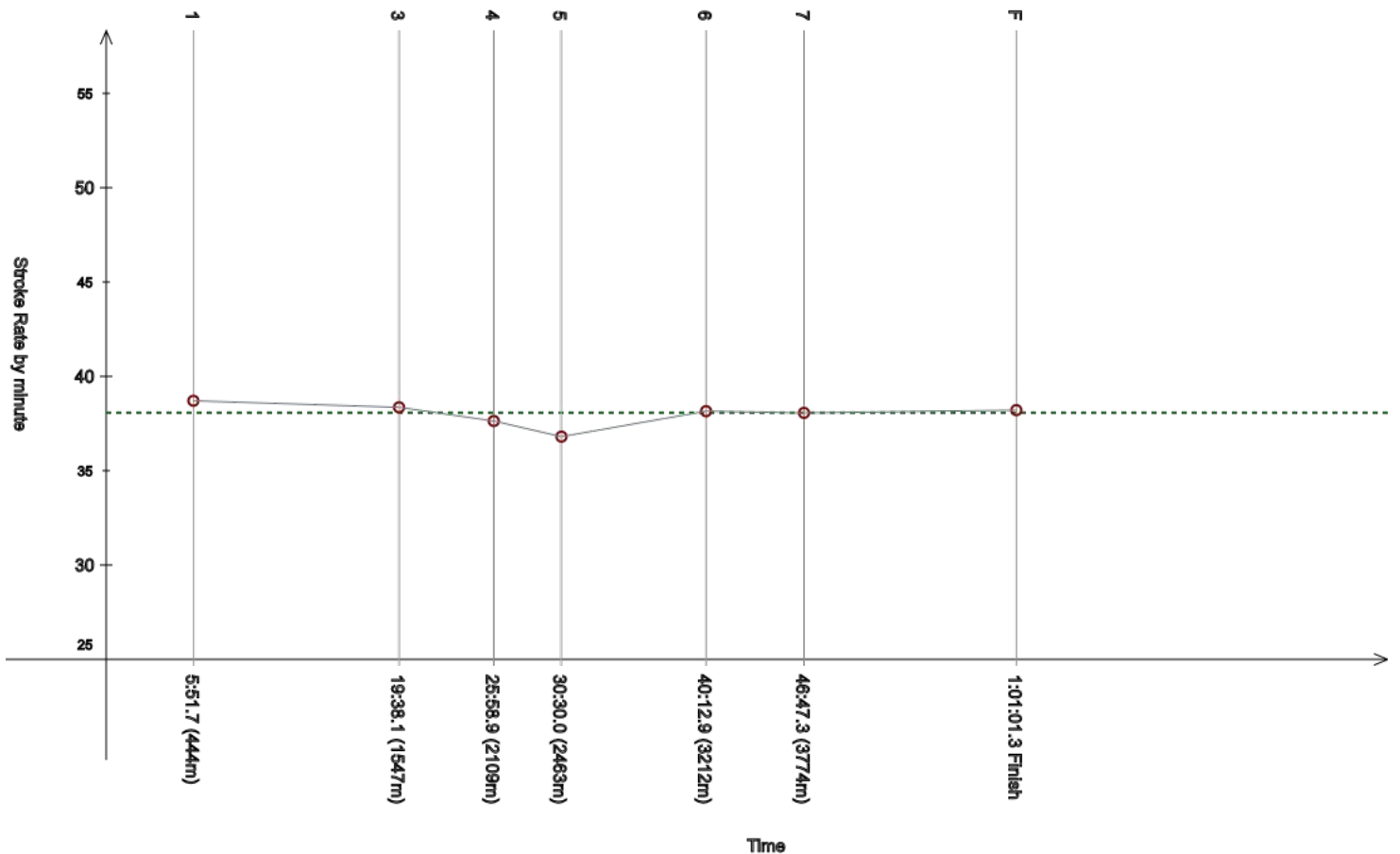
5km - femmes

Race Analysis

Analyse de course

Rank	Bib	Name	NAT Code	Finish Time	Gap
28	145	FINLIN Emma	CAN	1:01:01.3	+3:08.4

Split	Time	Rank	Gap	SPM	Split	Time	Rank	Gap	SPM	Split	Time	Rank	Gap	SPM	SPM	STC
1	5:51.7	(13)	+6.4	38.7	2	-	-	-	-	3	19:38.1	(25)	+49.3	38.4		
4	25:58.9	(15)	++	37.6	5	30:30.0	(21)	++	36.8	6	40:12.9	(18)	++	38.2	38.1	2323
7	46:47.3	(18)	++	38.1	8	-	-	-	-	F	1:01:01.3	(28)	++	38.2		



Legend:			
+	Gap or time behind	++	One minute or more behind in split time
-	Information not available	----	Stroke Rate Average
F	Finish	SPM	Average strokes per minute
STC	Total strokes		

Official Timekeeping by OMEGA

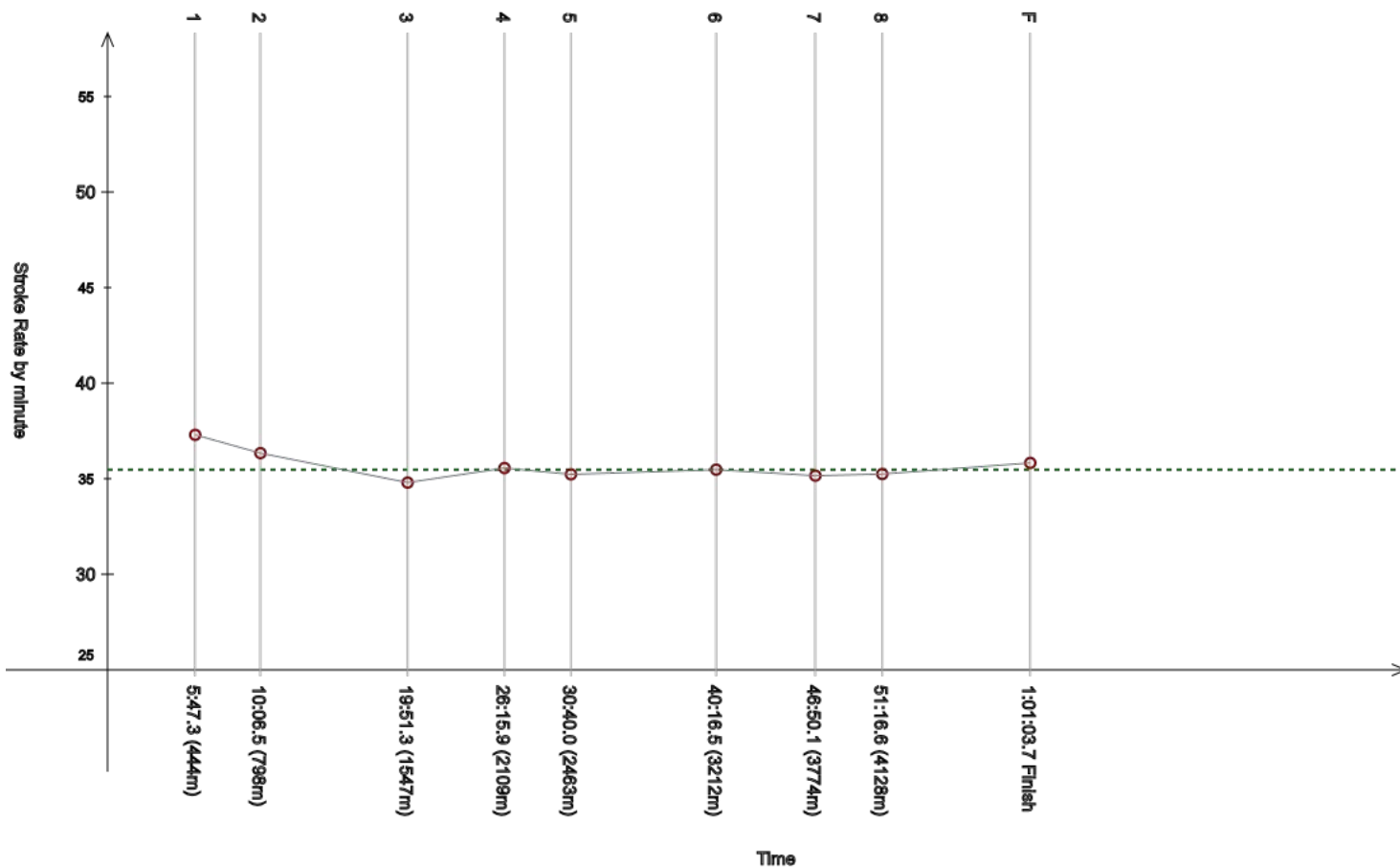
Event 103
27 JUN 2022 - 12:00

Women's 5km
5km - femmes

Race Analysis Analyse de course

Rank	Bib	Name	NAT Code	Finish Time	Gap
29	114	de JAGER Amica	RSA	1:01:03.7	+3:10.8

Split	Time	Rank	Gap	SPM	Split	Time	Rank	Gap	SPM	Split	Time	Rank	Gap	SPM	SPM	STC
1	5:47.3	(5)	+2.0	37.3	2	10:06.5	(15)	+19.2	36.3	3	19:51.3	(34)	++	34.8		
4	26:15.9	(31)	++	35.6	5	30:40.0	(27)	++	35.2	6	40:16.5	(26)	++	35.5	35.5	2204
7	46:50.1	(21)	++	35.2	8	51:16.6	(15)	++	35.2	F	1:01:03.7	(29)	++	35.8		



Legend:					
+	Gap or time behind	++	One minute or more behind in split time	---	Stroke Rate Average
F	Finish	SPM	Average strokes per minute	STC	Total strokes

Official Timekeeping by OMEGA

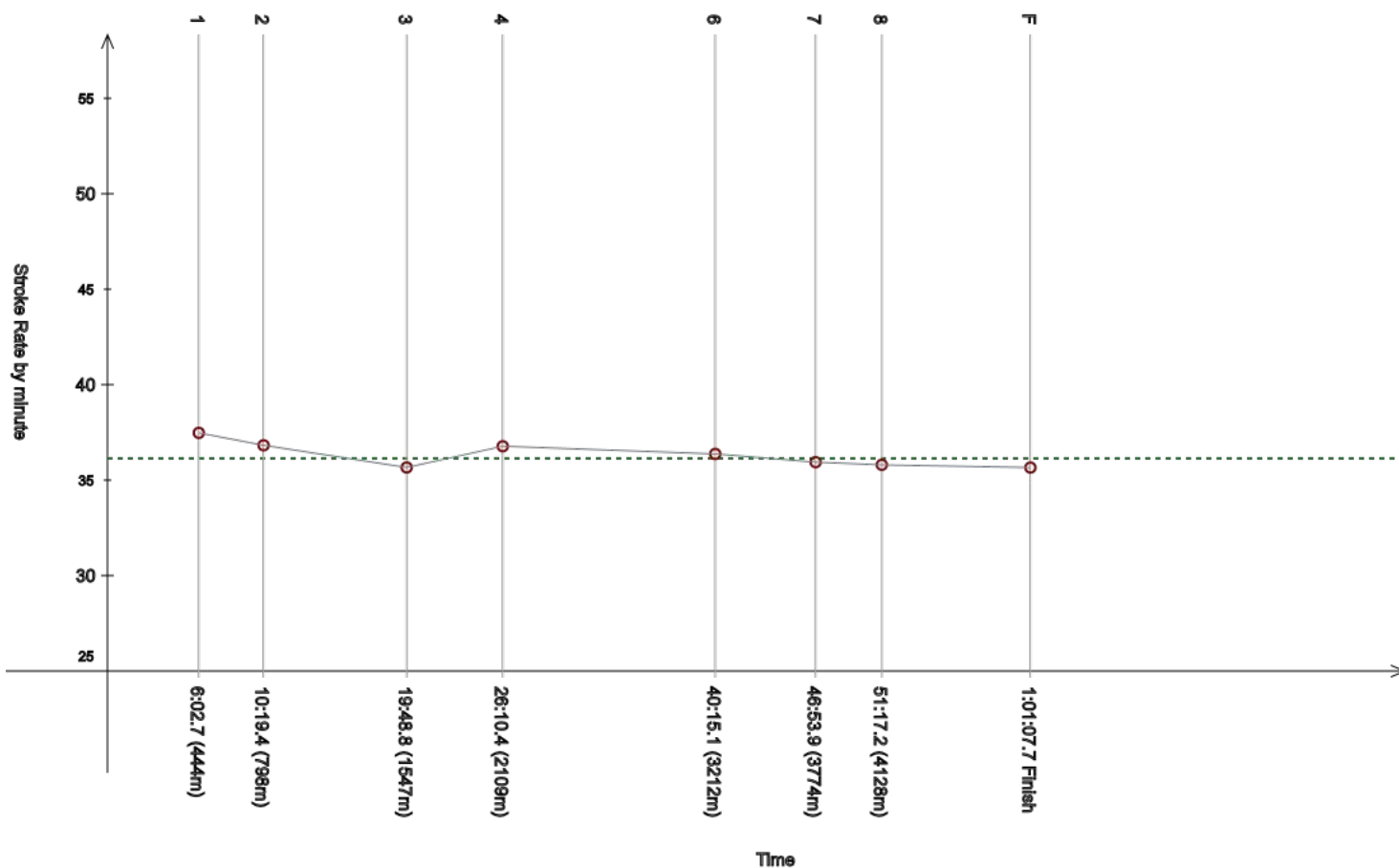
Event 103
27 JUN 2022 - 12:00

Women's 5km
5km - femmes

Race Analysis
Analyse de course

Rank	Bib	Name	NAT Code	Finish Time	Gap
30	110	LEE Jeongmin	KOR	1:01:07.7	+3:14.8

Split	Time	Rank	Gap	SPM	Split	Time	Rank	Gap	SPM	Split	Time	Rank	Gap	SPM	SPM	STC
1	6:02.7	(37)	+17.4	37.5	2	10:19.4	(30)	+32.1	36.8	3	19:48.8	(33)	++	35.7		
4	26:10.4	(29)	++	36.8	5	-	-	-	-	6	40:15.1	(=23)	++	36.4	36.1	2239
7	46:53.9	(26)	++	35.9	8	51:17.2	(=17)	++	35.8	F	1:01:07.7	(30)	++	35.7		



Legend:			
+	Gap or time behind	++	One minute or more behind in split time
-	Information not available	----	Stroke Rate Average
F	Finish	SPM	Average strokes per minute
STC	Total strokes		

Official Timekeeping by OMEGA

Event 103

27 JUN 2022 - 12:00

Women's 5km

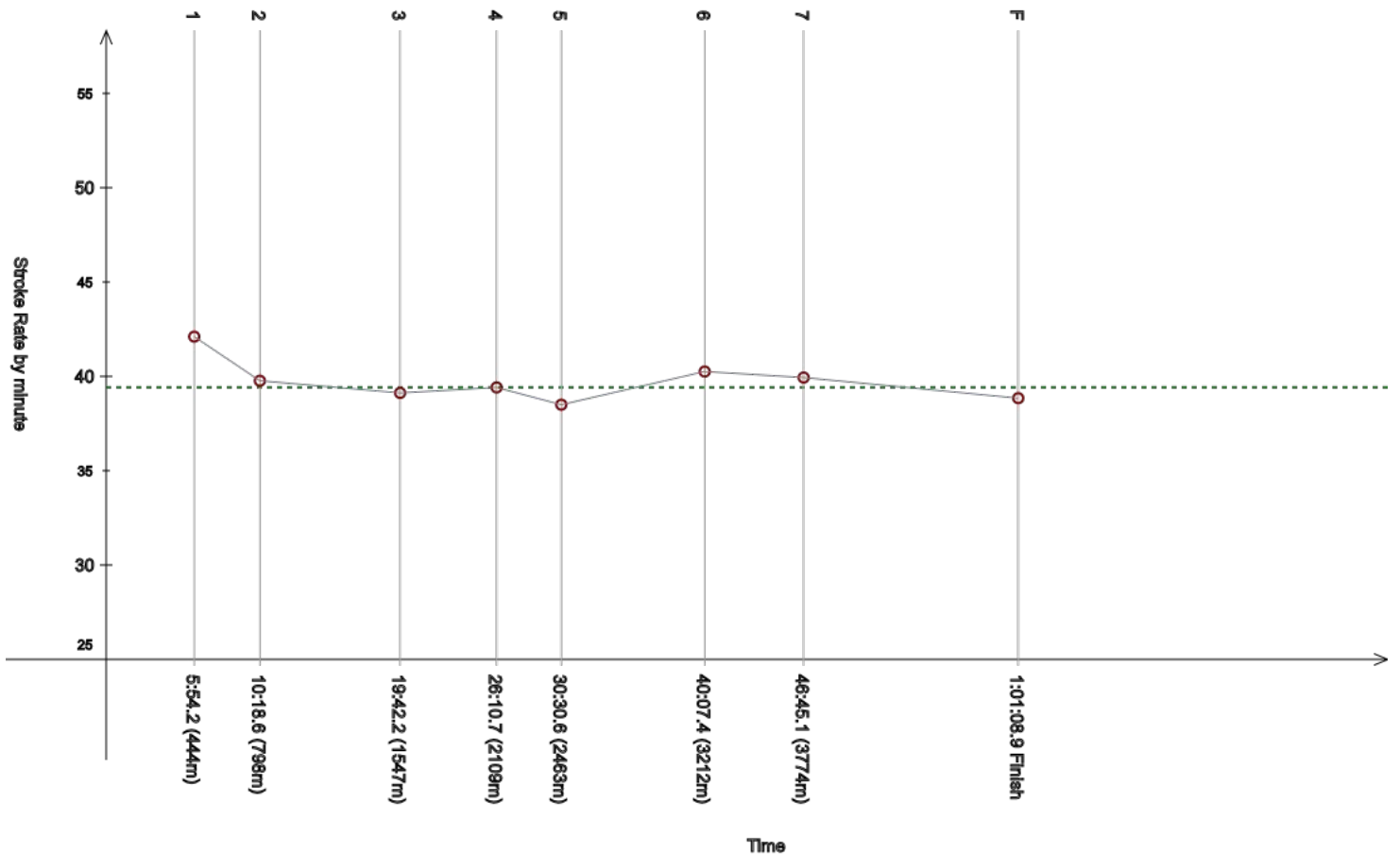
5km - femmes

Race Analysis

Analyse de course

Rank	Bib	Name	NAT Code	Finish Time	Gap
31	137	DUNFORD Abby	CAN	1:01:08.9	+3:16.0

Split	Time	Rank	Gap	SPM	Split	Time	Rank	Gap	SPM	Split	Time	Rank	Gap	SPM	SPM	STC
1	5:54.2	(19)	+8.9	42.1	2	10:18.6	(28)	+31.3	39.8	3	19:42.2	(28)	+53.4	39.1		
4	26:10.7	(30)	++	39.4	5	30:30.6	(22)	++	38.5	6	40:07.4	(14)	++	40.3	39.4	2412
7	46:45.1	(15)	++	39.9	8	-	-	-	-	F	1:01:08.9	(31)	++	38.8		



Legend:			
+	Gap or time behind	++	One minute or more behind in split time
-	Information not available	----	Stroke Rate Average
F	Finish	SPM	Average strokes per minute
STC	Total strokes		

Official Timekeeping by OMEGA

Event 103
27 JUN 2022 - 12:00

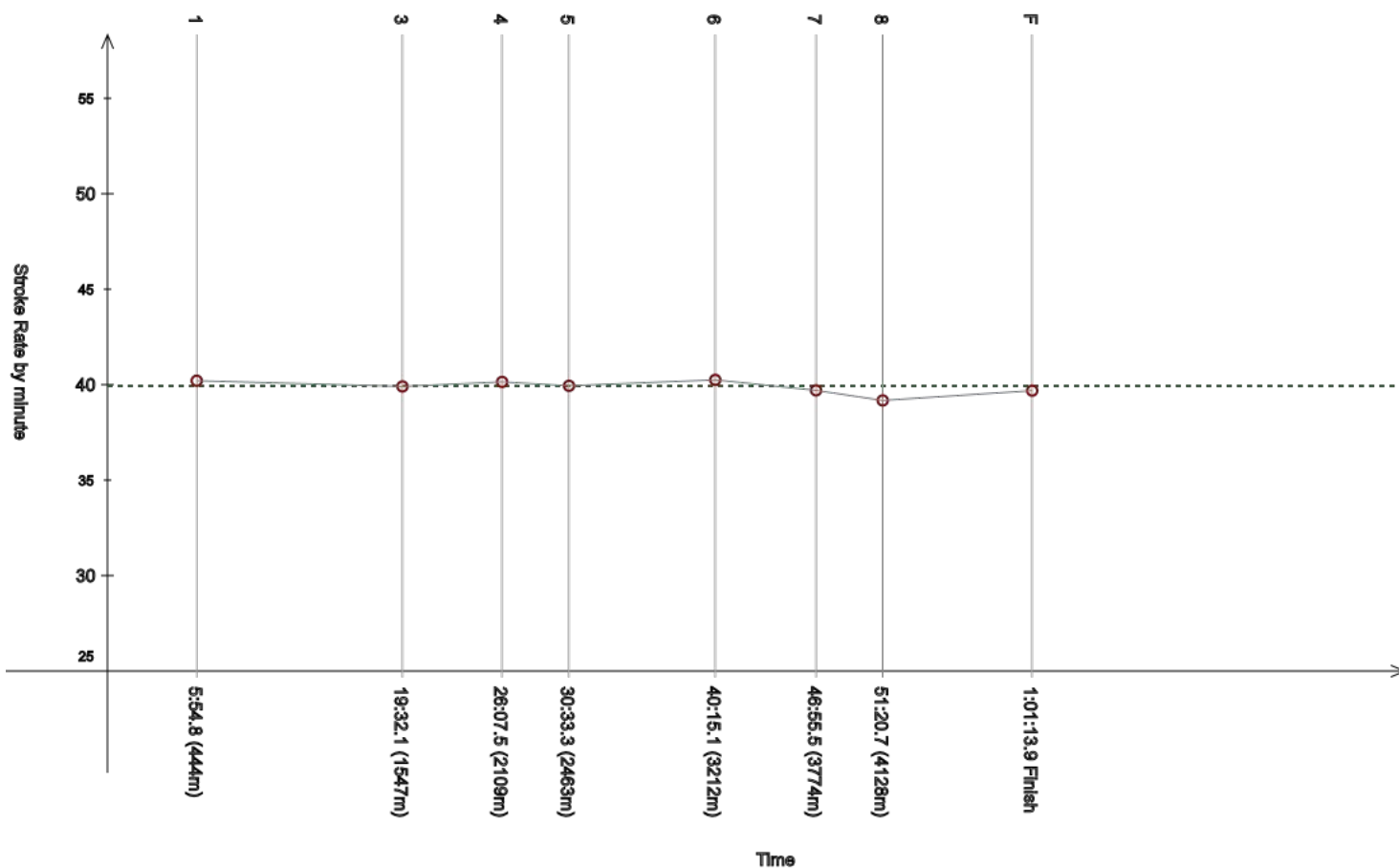
Women's 5km
5km - femmes

Race Analysis

Analyse de course

Rank	Bib	Name	NAT Code	Finish Time	Gap
32	105	BRAMONT-ARIAS GARCIA Maria	PER	1:01:13.9	+3:21.0

Split	Time	Rank	Gap	SPM	Split	Time	Rank	Gap	SPM	Split	Time	Rank	Gap	SPM	SPM	STC
1	5:54.8	(20)	+9.5	40.2	2	-	-	-	-	3	19:32.1	(18)	+43.3	39.9		
4	26:07.5	(27)	++	40.1	5	30:33.3	(26)	++	39.9	6	40:15.1	(=23)	++	40.3	39.9	2461
7	46:55.5	(27)	++	39.7	8	51:20.7	(21)	++	39.2	F	1:01:13.9	(32)	++	39.7		



Legend:			
+	Gap or time behind	++	One minute or more behind in split time
-	Information not available	----	Stroke Rate Average
F	Finish	SPM	Average strokes per minute
STC	Total strokes		

Official Timekeeping by OMEGA

Event 103

27 JUN 2022 - 12:00

Women's 5km

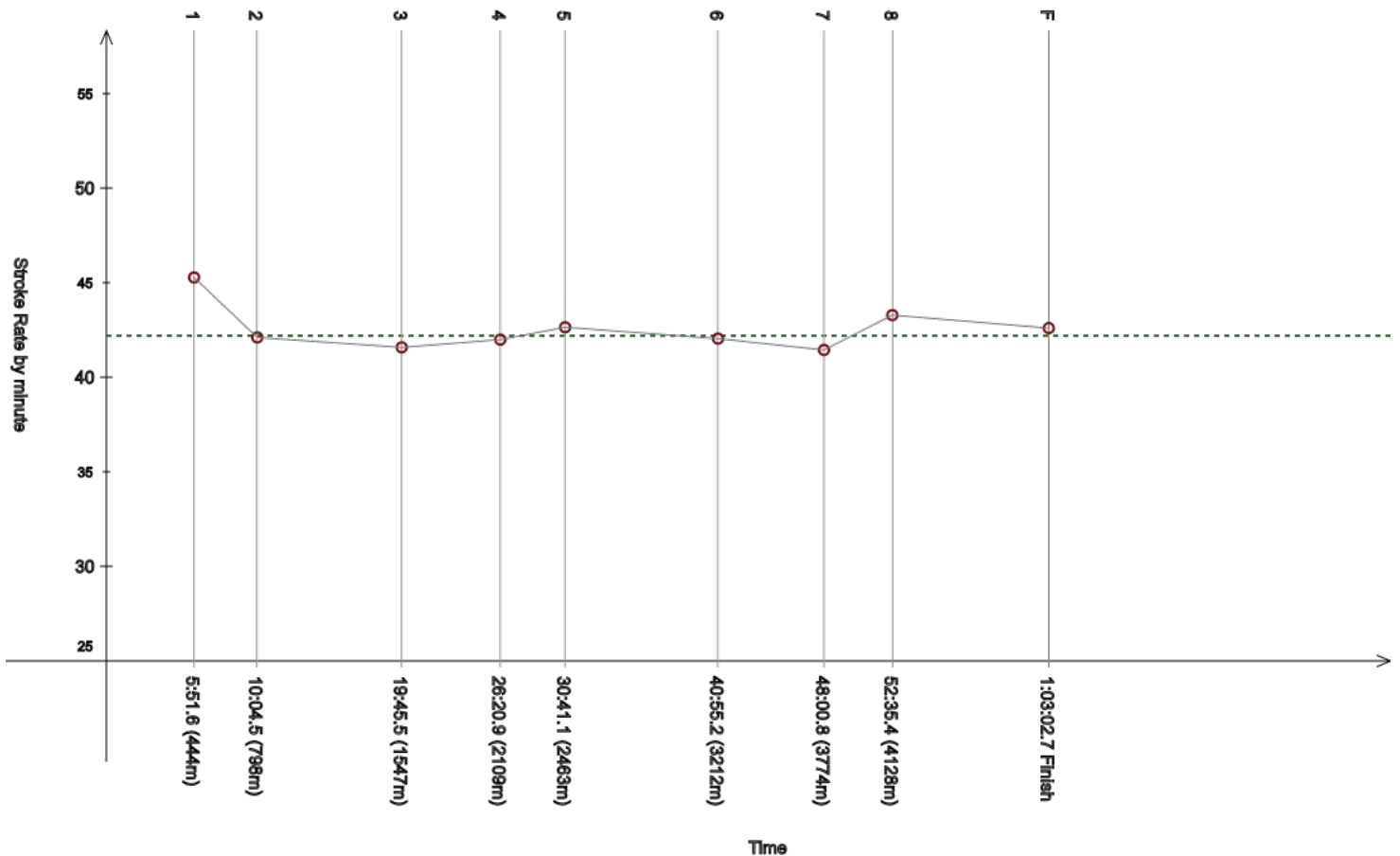
5km - femmes

Race Analysis

Analyse de course

Rank	Bib	Name	NAT Code	Finish Time	Gap
33	108	TASZHANOVA Diana	KAZ	1:03:02.7	+5:09.8

Split	Time	Rank	Gap	SPM	Split	Time	Rank	Gap	SPM	Split	Time	Rank	Gap	SPM	SPM	STC
1	5:51.6	(12)	+6.3	45.3	2	10:04.5	(13)	+17.2	42.1	3	19:45.5	(30)	+56.7	41.6		
4	26:20.9	(33)	++	42.0	5	30:41.1	(28)	++	42.6	6	40:55.2	(33)	++	42.0	42.2	2665
7	48:00.8	(32)	++	41.4	8	52:35.4	(23)	++	43.3	F	1:03:02.7	(33)	++	42.6		



Legend:					
+	Gap or time behind	++	One minute or more behind in split	---	Stroke Rate Average
F	Finish	SPM	Average strokes per minute	STC	Total strokes

Official Timekeeping by OMEGA

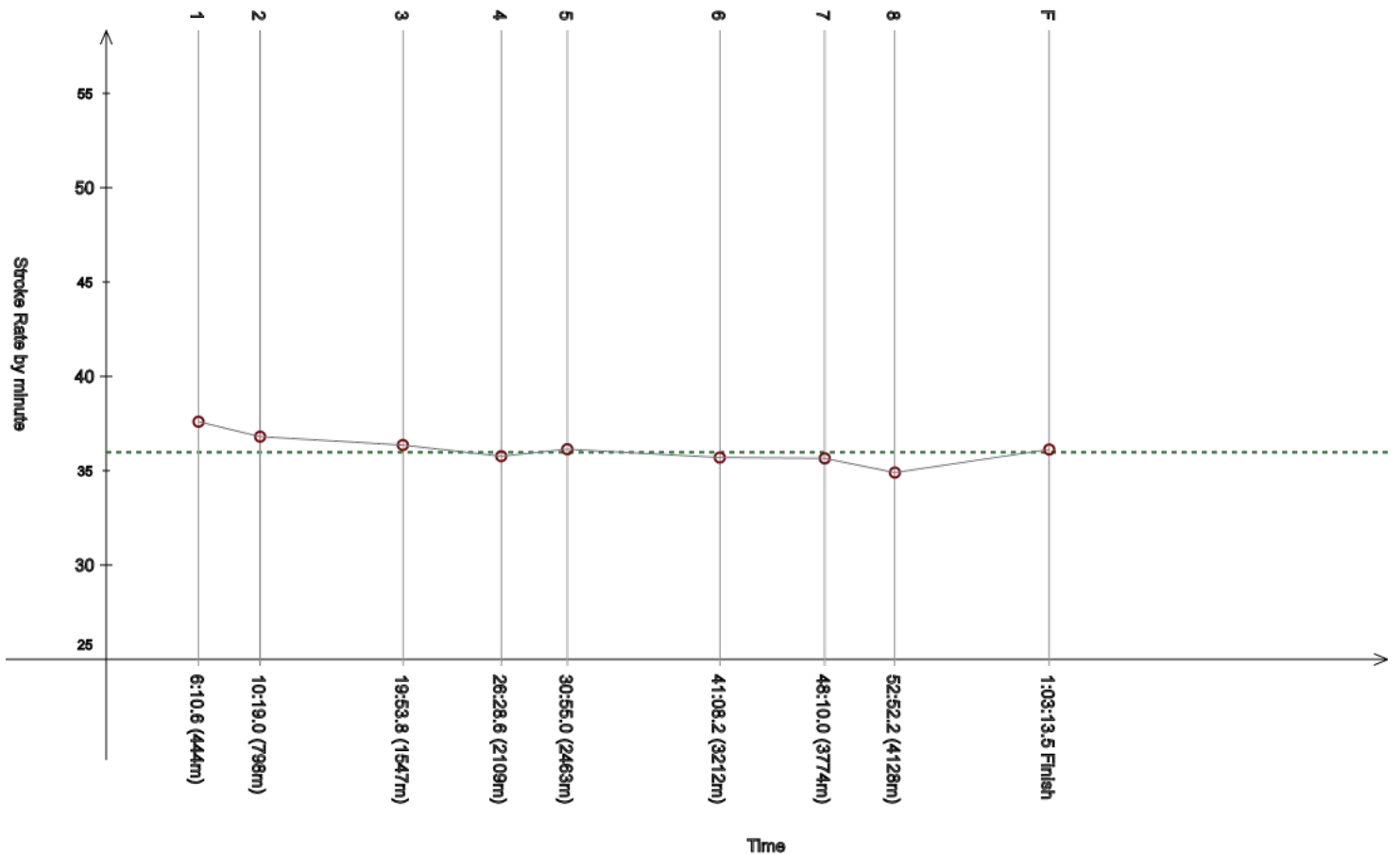
Event 103
27 JUN 2022 - 12:00

Women's 5km
5km - femmes

Race Analysis Analyse de course

Rank	Bib	Name	NAT Code	Finish Time	Gap
34	111	SANDOVAL AYALA Martha	MEX	1:03:13.5	+5:20.6

Split	Time	Rank	Gap	SPM	Split	Time	Rank	Gap	SPM	Split	Time	Rank	Gap	SPM	SPM	STC
1	6:10.6	(43)	+25.3	37.6	2	10:19.0	(29)	+31.7	36.8	3	19:53.8	(35)	++	36.4		
4	26:28.6	(34)	++	35.8	5	30:55.0	(29)	++	36.1	6	41:08.2	(34)	++	35.7	36.0	2310
7	48:10.0	(33)	++	35.7	8	52:52.2	(24)	++	34.9	F	1:03:13.5	(34)	++	36.1		



Legend:			
+	Gap or time behind	++	One minute or more behind in split time
F	Finish	SPM	Average strokes per minute
---	Stroke Rate Average	STC	Total strokes

Official Timekeeping by OMEGA

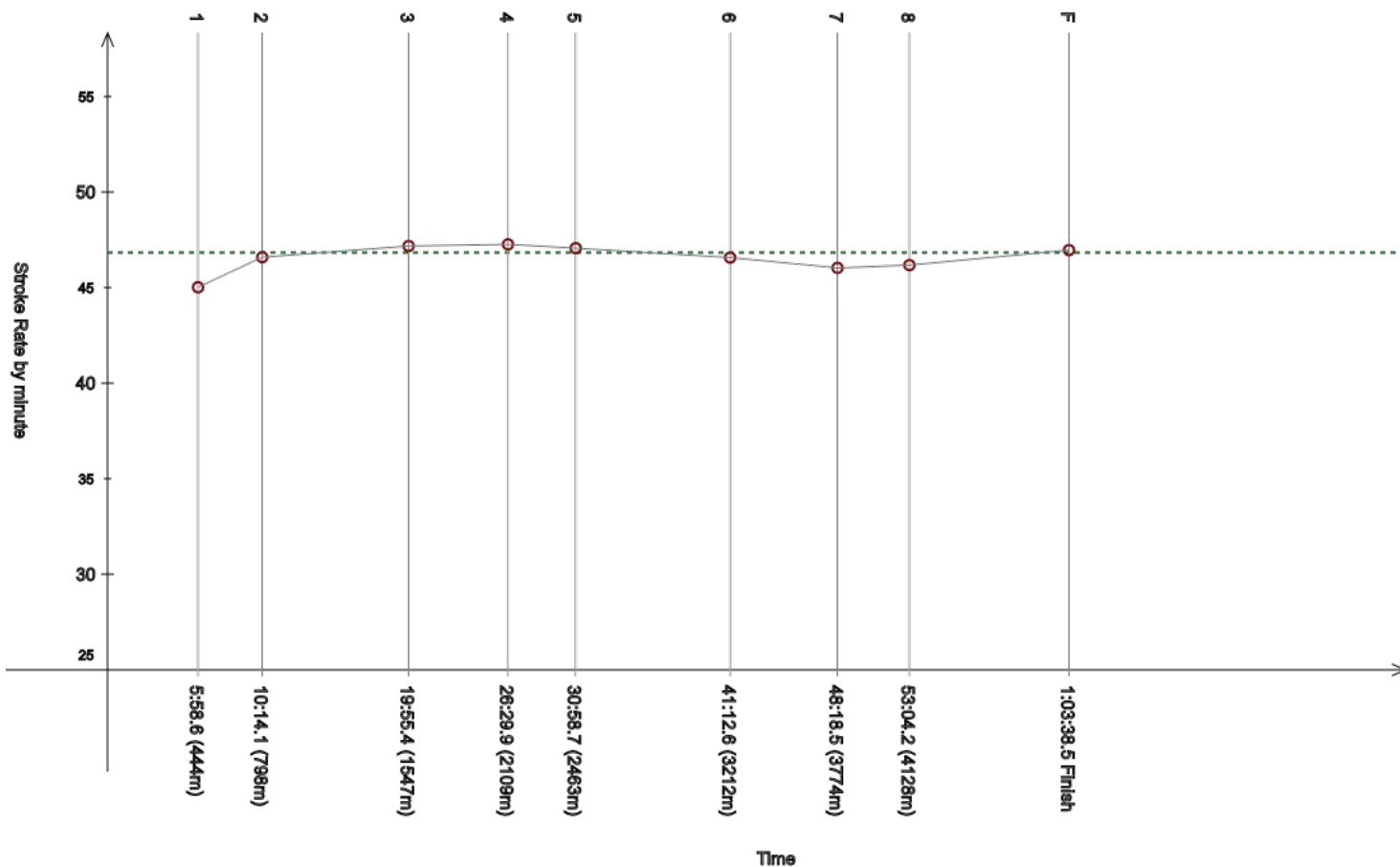
Event 103
27 JUN 2022 - 12:00

Women's 5km
5km - femmes

Race Analysis Analyse de course

Rank	Bib	Name	NAT Code	Finish Time	Gap
35	102	VALLONI Arianna	SMR	1:03:38.5	+5:45.6

Split	Time	Rank	Gap	SPM	Split	Time	Rank	Gap	SPM	Split	Time	Rank	Gap	SPM	SPM	STC
1	5:58.6	(32)	+13.3	45.0	2	10:14.1	(21)	+26.8	46.6	3	19:55.4	(36)	++	47.2		
4	26:29.9	(35)	++	47.3	5	30:58.7	(30)	++	47.1	6	41:12.6	(35)	++	46.6	46.8	3010
7	48:18.5	(34)	++	46.0	8	53:04.2	(25)	++	46.2	F	1:03:38.5	(35)	++	47.0		



Legend:			
+	Gap or time behind	++	One minute or more behind in split time
F	Finish	SPM	Average strokes per minute
---	Stroke Rate Average	STC	Total strokes

Official Timekeeping by OMEGA

Event 103
27 JUN 2022 - 12:00

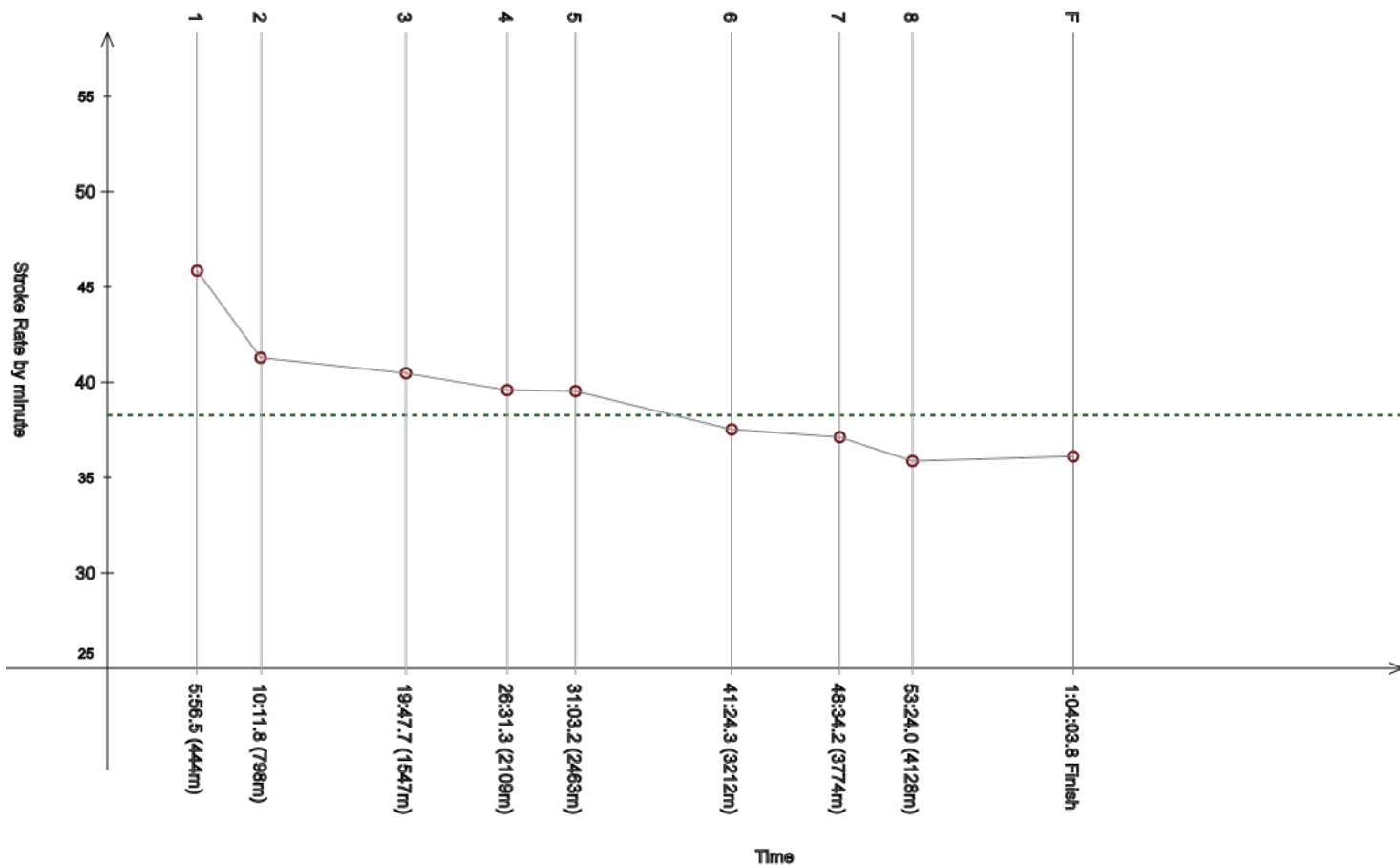
Women's 5km
5km - femmes

Race Analysis

Analyse de course

Rank	Bib	Name	NAT Code	Finish Time	Gap
36	103	LAM Pac Tung Nikita	HKG	1:04:03.8	+6:10.9

Split	Time	Rank	Gap	SPM	Split	Time	Rank	Gap	SPM	Split	Time	Rank	Gap	SPM	SPM	STC
1	5:56.5	(25)	+11.2	45.9	2	10:11.8	(20)	+24.5	41.3	3	19:47.7	(32)	+58.9	40.5		
4	26:31.3	(36)	++	39.6	5	31:03.2	(31)	++	39.5	6	41:24.3	(36)	++	37.5	38.3	2473
7	48:34.2	(35)	++	37.1	8	53:24.0	(26)	++	35.9	F	1:04:03.8	(36)	++	36.1		



Legend:			
+	Gap or time behind	++	One minute or more behind in split time
F	Finish	SPM	Average strokes per minute
---	Stroke Rate Average	STC	Total strokes

Official Timekeeping by OMEGA

Event 103

27 JUN 2022 - 12:00

Women's 5km

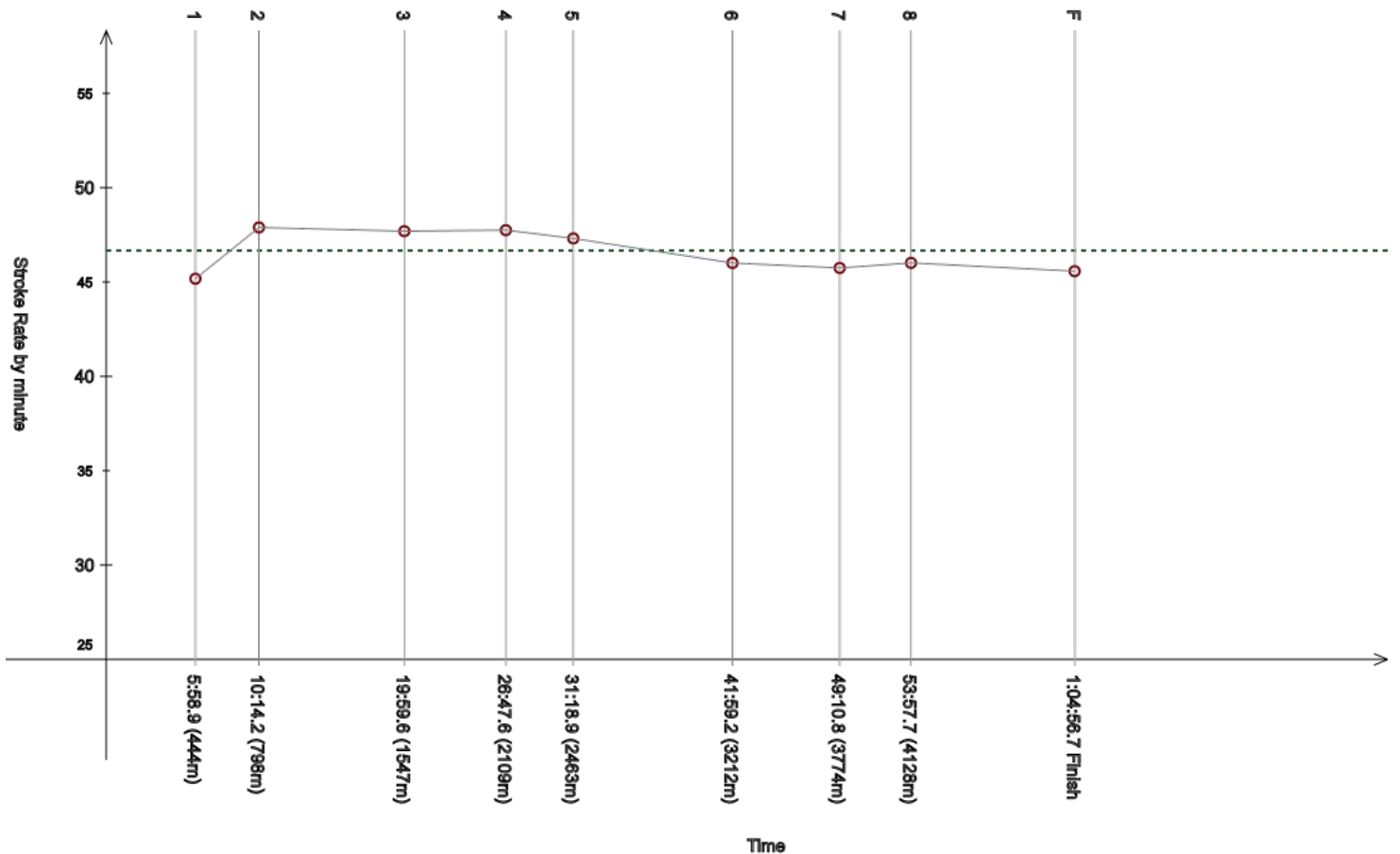
5km - femmes

Race Analysis

Analyse de course

Rank	Bib	Name	NAT Code	Finish Time	Gap
37	121	PORTILLO GONZALES Fatima	ESA	1:04:56.7	+7:03.8

Split	Time	Rank	Gap	SPM	Split	Time	Rank	Gap	SPM	Split	Time	Rank	Gap	SPM	SPM	STC
1	5:58.9	(33)	+13.6	45.2	2	10:14.2	(22)	+26.9	47.9	3	19:59.6	(37)	++	47.7		
4	26:47.6	(38)	++	47.8	5	31:18.9	(33)	++	47.3	6	41:59.2	(38)	++	46.0	46.7	3031
7	49:10.8	(36)	++	45.7	8	53:57.7	(27)	++	46.0	F	1:04:56.7	(37)	++	45.6		



Legend:			
+	Gap or time behind	++	One minute or more behind in split time
F	Finish	SPM	Average strokes per minute
---	Stroke Rate Average	STC	Total strokes

Official Timekeeping by OMEGA

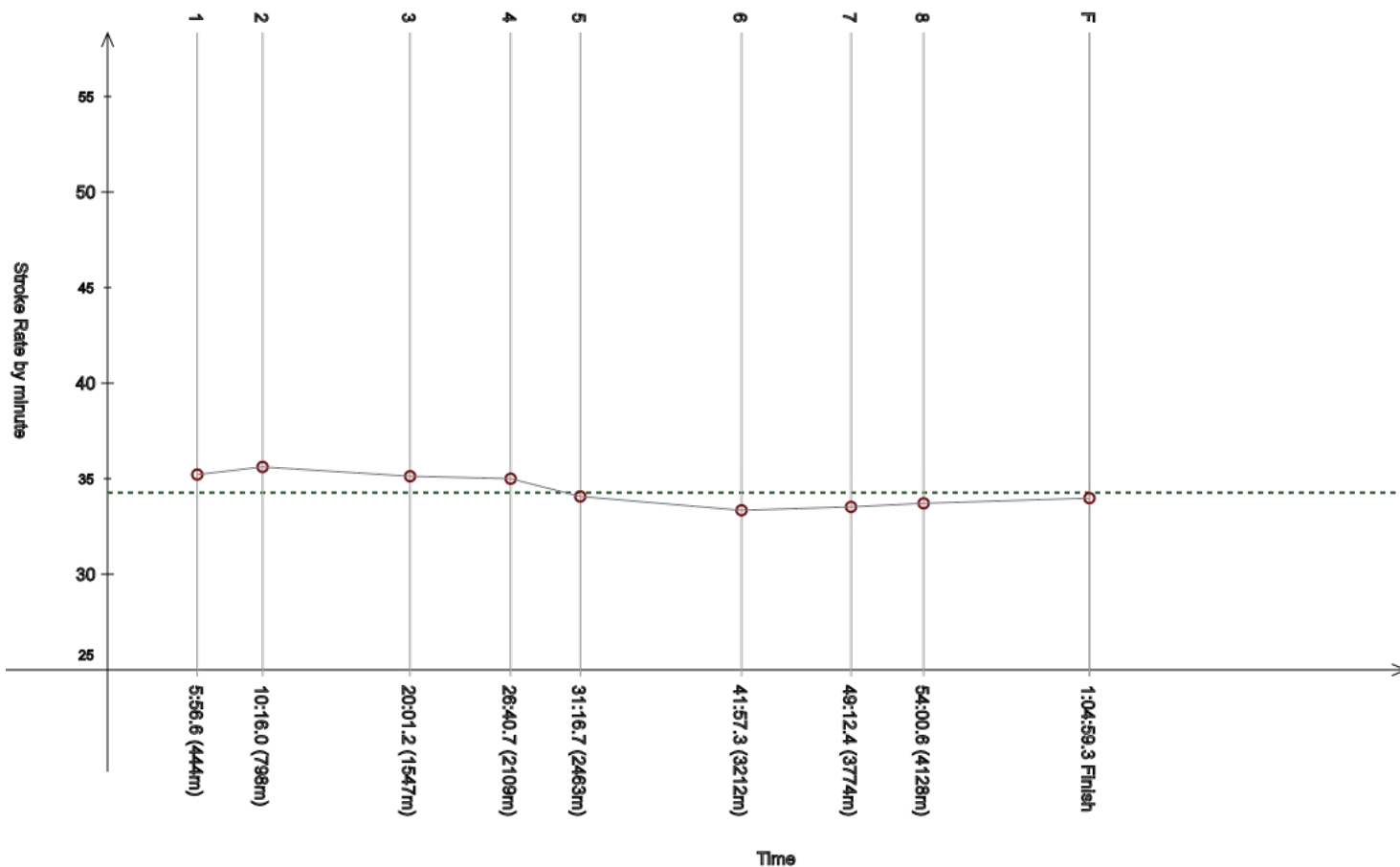
Event 103
27 JUN 2022 - 12:00

Women's 5km
5km - femmes

Race Analysis Analyse de course

Rank	Bib	Name	NAT Code	Finish Time	Gap
38	117	BABBITT Isabella	ECU	1:04:59.3	+7:06.4

Split	Time	Rank	Gap	SPM	Split	Time	Rank	Gap	SPM	Split	Time	Rank	Gap	SPM	SPM	STC
1	5:56.6	(26)	+11.3	35.2	2	10:16.0	(27)	+28.7	35.6	3	20:01.2	(38)	++	35.1		
4	26:40.7	(37)	++	35.0	5	31:16.7	(32)	++	34.1	6	41:57.3	(37)	++	33.4	34.3	2263
7	49:12.4	(37)	++	33.5	8	54:00.6	(28)	++	33.7	F	1:04:59.3	(38)	++	34.0		



Legend:			
+	Gap or time behind	++	One minute or more behind in split time
F	Finish	SPM	Average strokes per minute
---	Stroke Rate Average	STC	Total strokes

Official Timekeeping by OMEGA

Event 103

27 JUN 2022 - 12:00

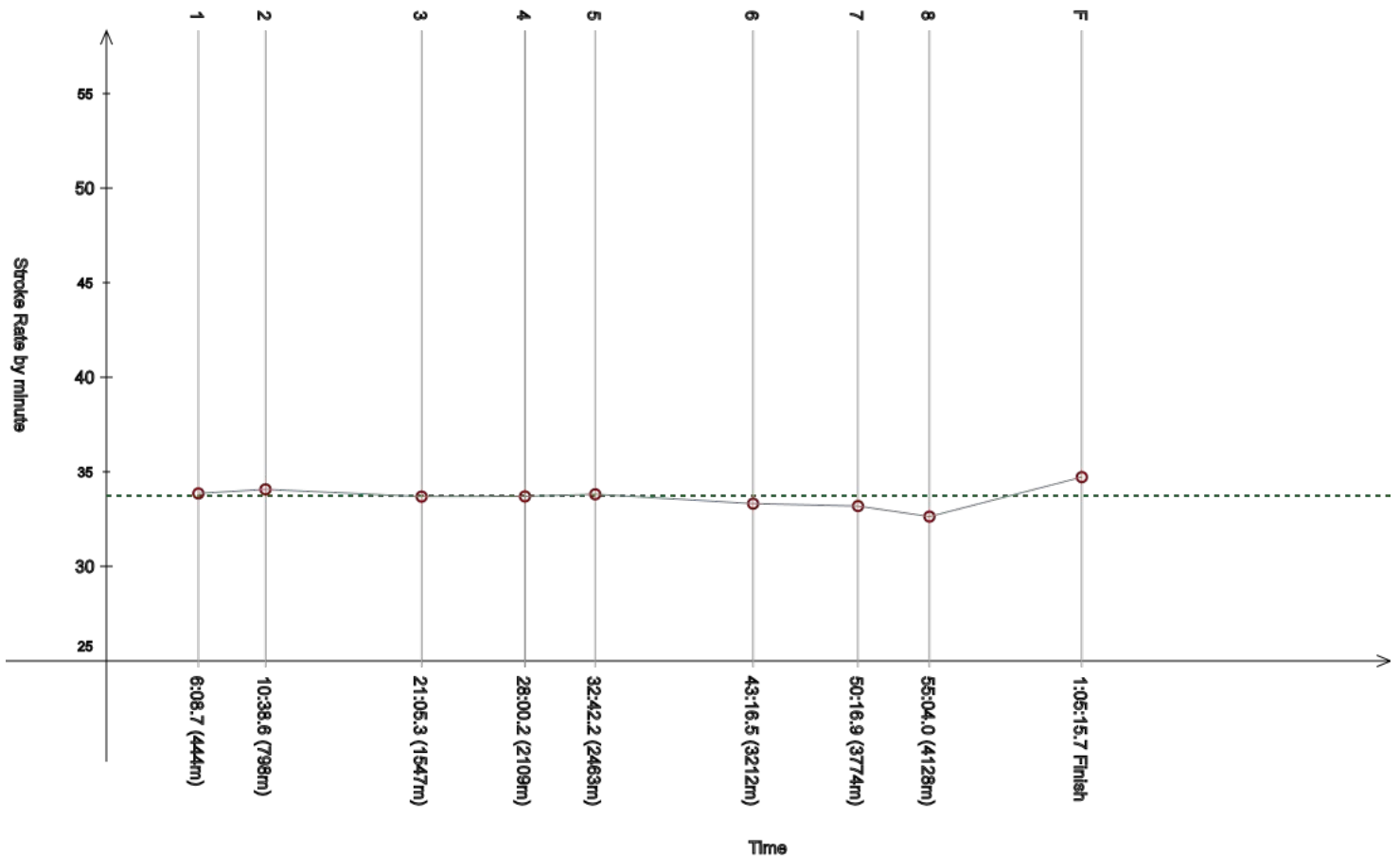
Women's 5km

5km - femmes

Race Analysis

Analyse de course

Rank	Bib	Name	NAT Code					Finish Time	Gap							
39	104	HEATH Ruby	NZL					1:05:15.7	+7:22.8							
Split	Time	Rank	Gap	SPM	Split	Time	Rank	Gap	SPM	Split	Time	Rank	Gap	SPM	SPM	STC
1	6:08.7	(=41)	+23.4	33.9	2	10:38.6	(33)	+51.3	34.1	3	21:05.3	(44)	++	33.7		
4	28:00.2	(42)	++	33.7	5	32:42.2	(37)	++	33.8	6	43:16.5	(43)	++	33.3	33.7	2230
7	50:16.9	(38)	++	33.2	8	55:04.0	(29)	++	32.6	F	1:05:15.7	(39)	++	34.7		



Legend:					
+	Gap or time behind	++	One minute or more behind in split time	---	Stroke Rate Average
F	Finish	SPM	Average strokes per minute	STC	Total strokes

Official Timekeeping by OMEGA

Event 103

27 JUN 2022 - 12:00

Women's 5km

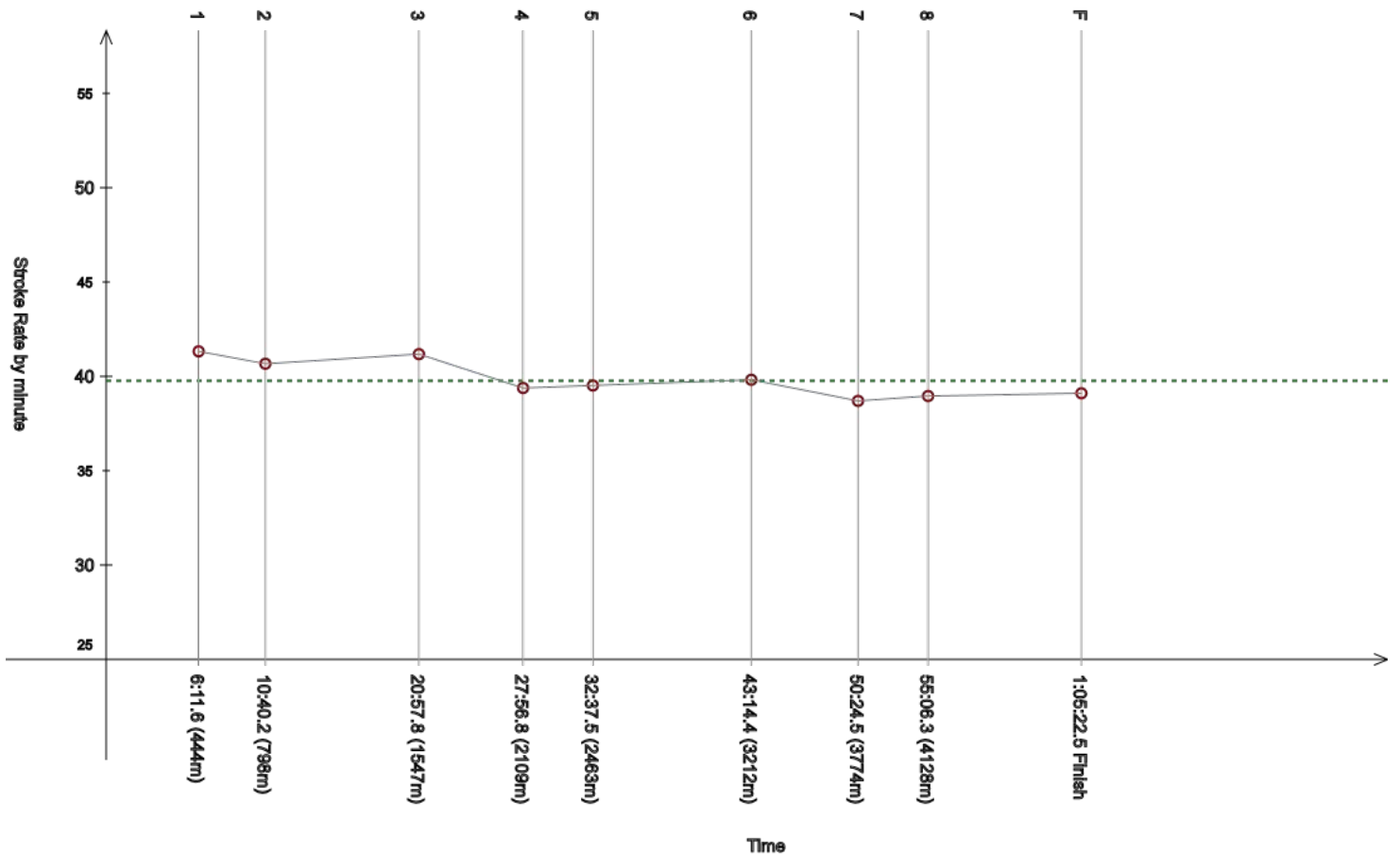
5km - femmes

Race Analysis

Analyse de course

Rank	Bib	Name	NAT Code	Finish Time	Gap
40	120	ROMANCHUK Xeniya	KAZ	1:05:22.5	+7:29.6

Split	Time	Rank	Gap	SPM	Split	Time	Rank	Gap	SPM	Split	Time	Rank	Gap	SPM	SPM	STC
1	6:11.6	(44)	+26.3	41.3	2	10:40.2	(34)	+52.9	40.7	3	20:57.8	(40)	++	41.2		
4	27:56.8	(41)	++	39.4	5	32:37.5	(34)	++	39.5	6	43:14.4	(39)	++	39.8	39.8	2623
7	50:24.5	(40)	++	38.7	8	55:06.3	(30)	++	39.0	F	1:05:22.5	(40)	++	39.1		



Legend:			
+	Gap or time behind	++	One minute or more behind in split
F	Finish	SPM	Average strokes per minute
- - -	Stroke Rate Average	STC	Total strokes

Official Timekeeping by OMEGA

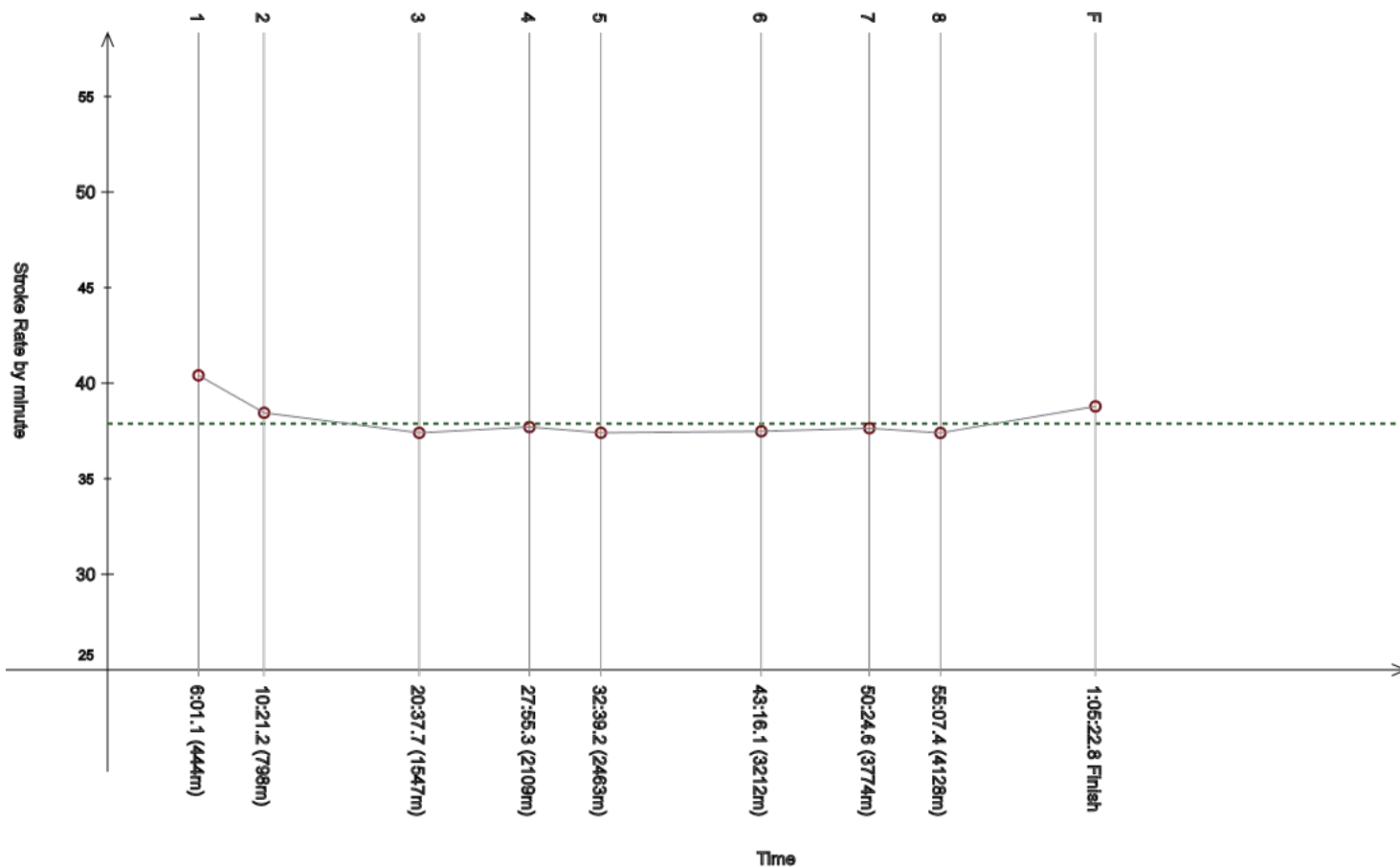
Event 103
27 JUN 2022 - 12:00

Women's 5km
5km - femmes

Race Analysis Analyse de course

Rank	Bib	Name	NAT Code	Finish Time	Gap
41	140	MORA OLIVARES Citlalli Montserrat	MEX	1:05:22.8	+7:29.9

Split	Time	Rank	Gap	SPM	Split	Time	Rank	Gap	SPM	Split	Time	Rank	Gap	SPM	SPM	STC
1	6:01.1	(34)	+15.8	40.4	2	10:21.2	(31)	+33.9	38.5	3	20:37.7	(39)	++	37.4		
4	27:55.3	(39)	++	37.7	5	32:39.2	(35)	++	37.4	6	43:16.1	(41)	++	37.5	37.9	2492
7	50:24.6	(41)	++	37.6	8	55:07.4	(31)	++	37.4	F	1:05:22.8	(41)	++	38.8		



Legend:			
+	Gap or time behind	++	One minute or more behind in split time
F	Finish	SPM	Average strokes per minute
---	Stroke Rate Average	STC	Total strokes

Official Timekeeping by OMEGA

Event 103

27 JUN 2022 - 12:00

Women's 5km

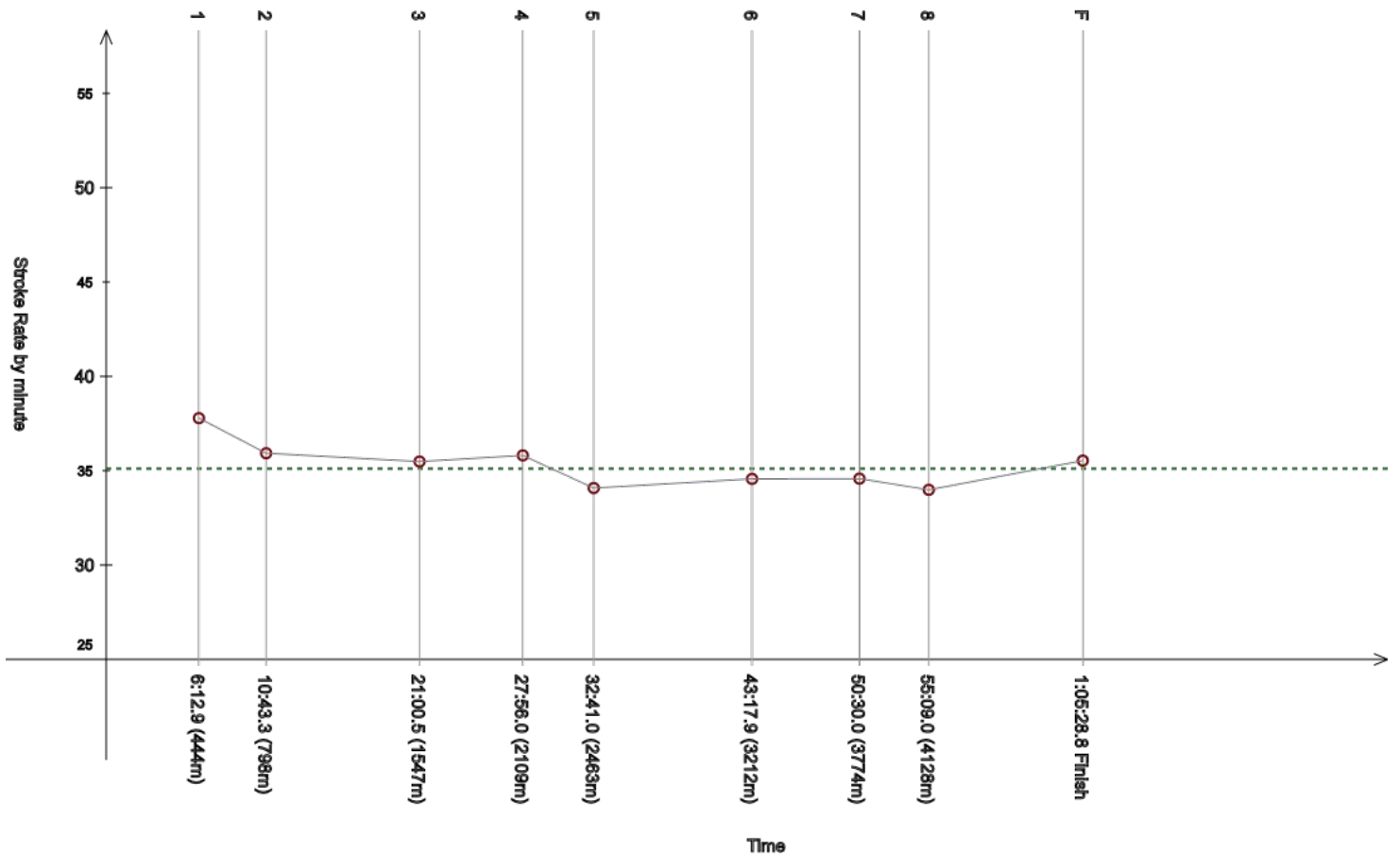
5km - femmes

Race Analysis

Analyse de course

Rank	Bib	Name	NAT Code	Finish Time	Gap
42	143	LIEW Li-Shan Chantal	SGP	1:05:28.8	+7:35.9

Split	Time	Rank	Gap	SPM	Split	Time	Rank	Gap	SPM	Split	Time	Rank	Gap	SPM	SPM	STC
1	6:12.9	(45)	+27.6	37.8	2	10:43.3	(36)	+56.0	35.9	3	21:00.5	(42)	++	35.5		
4	27:56.0	(40)	++	35.8	5	32:41.0	(36)	++	34.1	6	43:17.9	(44)	++	34.6	35.1	2314
7	50:30.0	(43)	++	34.6	8	55:09.0	(32)	++	34.0	F	1:05:28.8	(42)	++	35.5		



Legend:					
+	Gap or time behind	++	One minute or more behind in split time	---	Stroke Rate Average
F	Finish	SPM	Average strokes per minute	STC	Total strokes

Official Timekeeping by OMEGA

Event 103

27 JUN 2022 - 12:00

Women's 5km

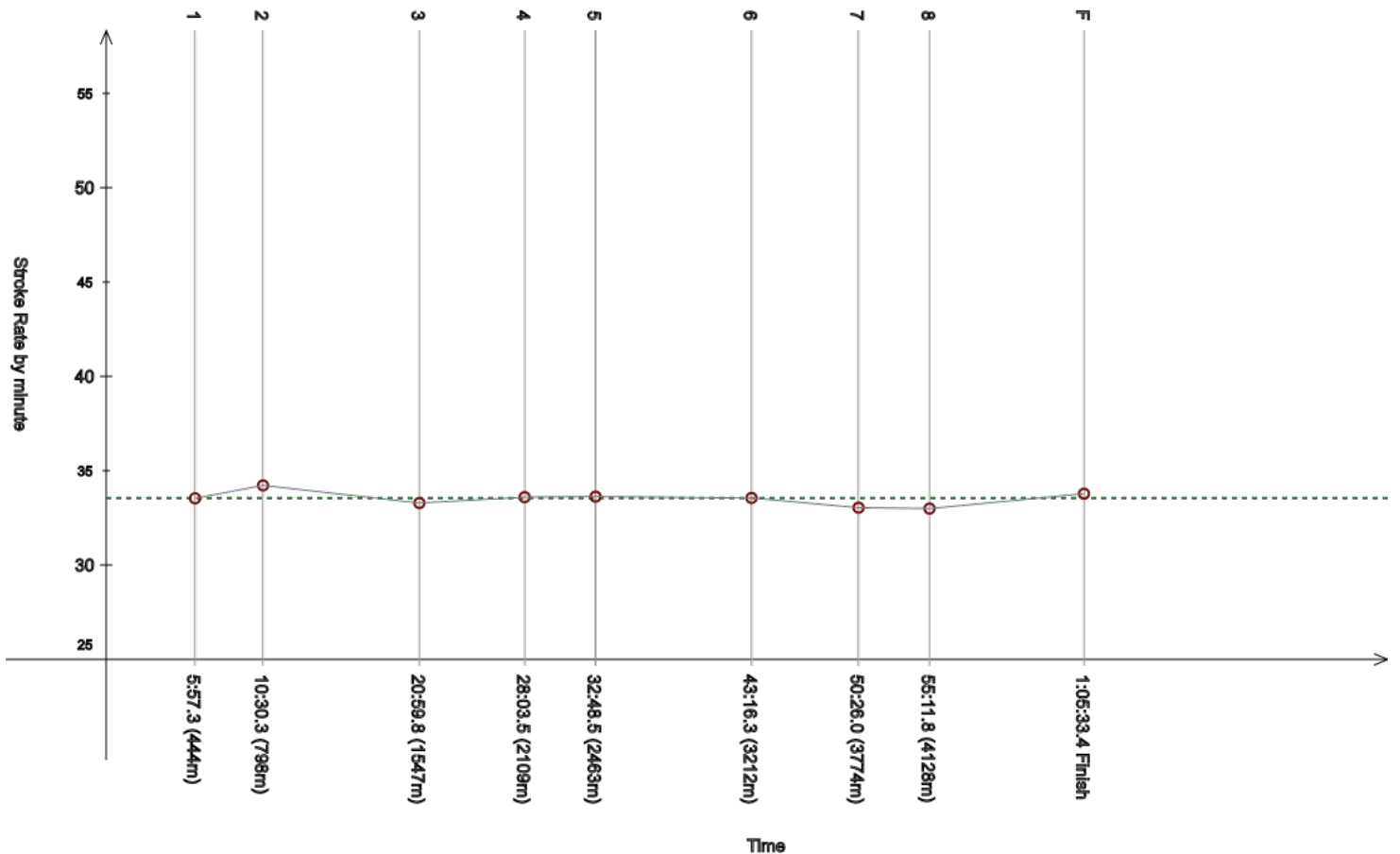
5km - femmes

Race Analysis

Analyse de course

Rank	Bib	Name	NAT Code	Finish Time	Gap
43	107	KIM Jinha	KOR	1:05:33.4	+7:40.5

Split	Time	Rank	Gap	SPM	Split	Time	Rank	Gap	SPM	Split	Time	Rank	Gap	SPM	SPM	STC
1	5:57.3	(28)	+12.0	33.5	2	10:30.3	(32)	+43.0	34.2	3	20:59.8	(41)	++	33.3		
4	28:03.5	(44)	++	33.6	5	32:48.5	(38)	++	33.6	6	43:16.3	(42)	++	33.6	33.6	2206
7	50:26.0	(42)	++	33.0	8	55:11.8	(33)	++	33.0	F	1:05:33.4	(43)	++	33.8		



Legend:					
+	Gap or time behind	++	One minute or more behind in split time	---	Stroke Rate Average
F	Finish	SPM	Average strokes per minute	STC	Total strokes

Official Timekeeping by OMEGA

Event 103

27 JUN 2022 - 12:00

Women's 5km

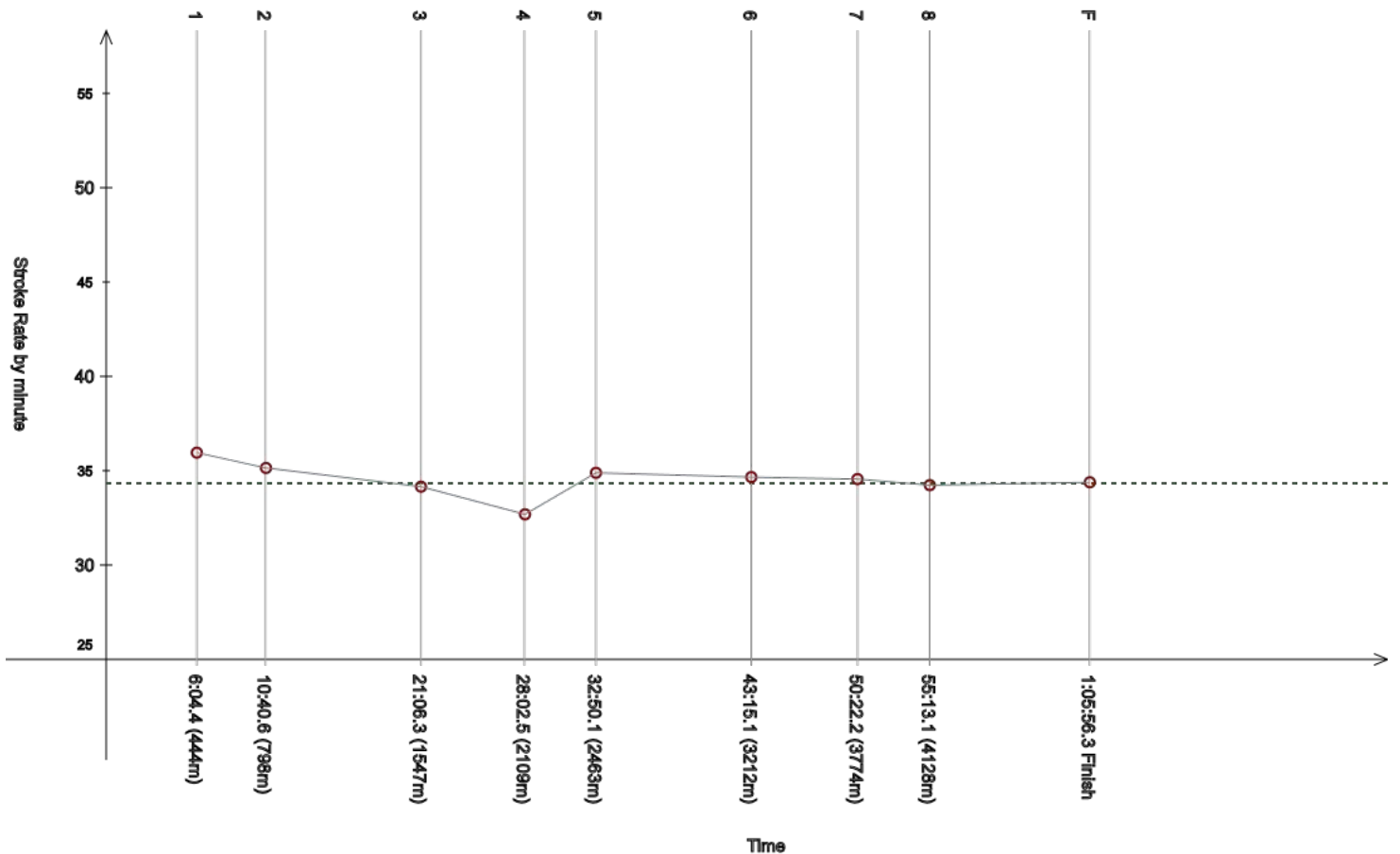
5km - femmes

Race Analysis

Analyse de course

Rank	Bib	Name	NAT Code	Finish Time	Gap
44	151	BONDARENKO Mariia	UKR	1:05:56.3	+8:03.4

Split	Time	Rank	Gap	SPM	Split	Time	Rank	Gap	SPM	Split	Time	Rank	Gap	SPM	SPM	STC
1	6:04.4	(38)	+19.1	36.0	2	10:40.6	(35)	+53.3	35.1	3	21:06.3	(45)	++	34.2		
4	28:02.5	(43)	++	32.7	5	32:50.1	(39)	++	34.9	6	43:15.1	(40)	++	34.7	34.3	2287
7	50:22.2	(39)	++	34.6	8	55:13.1	(34)	++	34.2	F	1:05:56.3	(44)	++	34.4		



Legend:					
+	Gap or time behind	++	One minute or more behind in split time	---	Stroke Rate Average
F	Finish	SPM	Average strokes per minute	STC	Total strokes

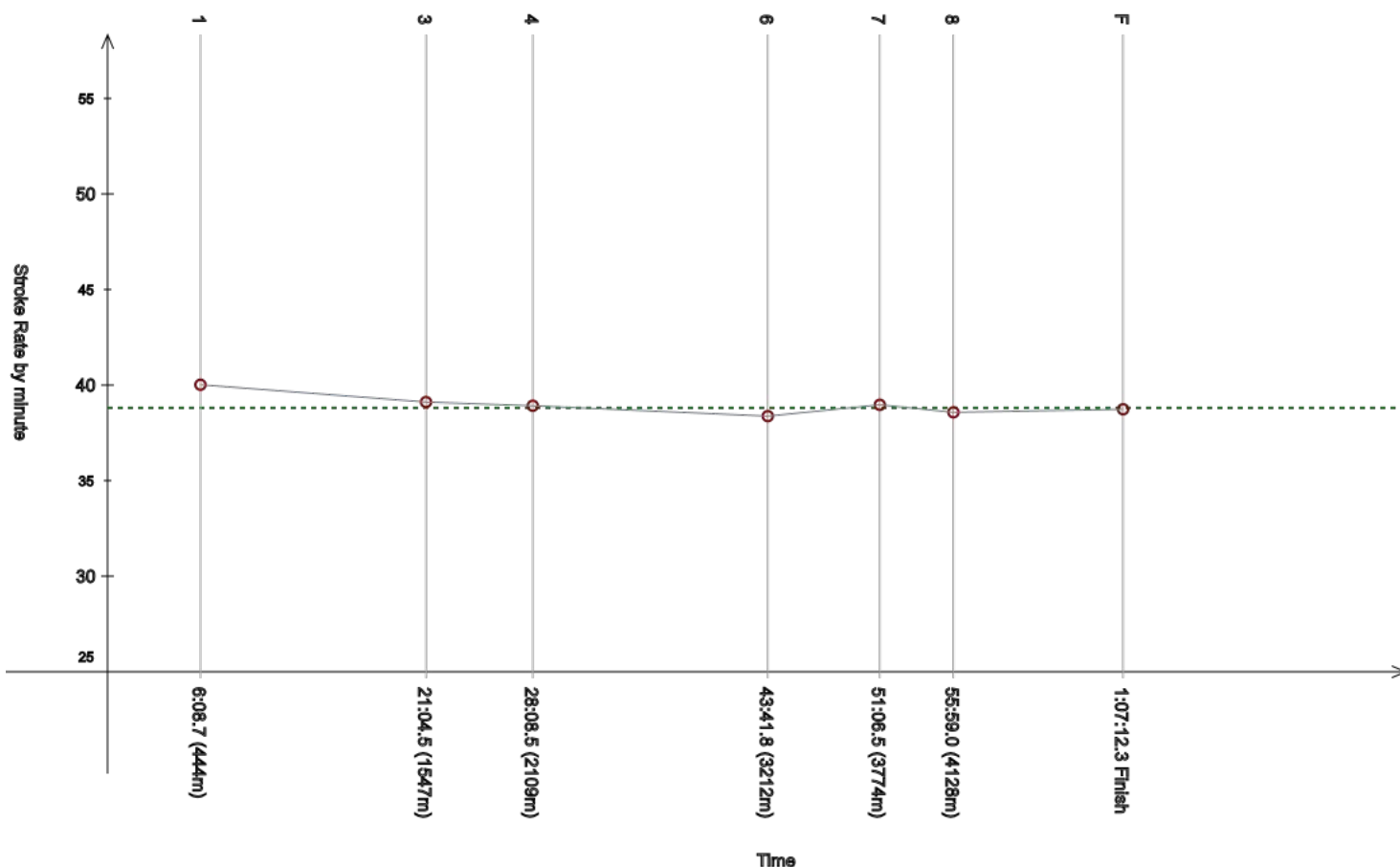
Official Timekeeping by OMEGA

Event 103
27 JUN 2022 - 12:00

Women's 5km
5km - femmes

Race Analysis Analyse de course

Rank	Bib	Name	NAT Code	Finish Time	Gap											
45	112	DIAZ TORRES Leandra	PUR	1:07:12.3	+9:19.4											
Split	Time	Rank	Gap	SPM	Split	Time	Rank	Gap	SPM	Split	Time	Rank	Gap	SPM	STC	
1	6:08.7	(=41)	+23.4	40.0	2	-	-	-	-	3	21:04.5	(43)	++	39.1		
4	28:08.5	(45)	++	38.9	5	-	-	-	-	6	43:41.8	(45)	++	38.4	38.8	2624
7	51:06.5	(44)	++	39.0	8	55:59.0	(35)	++	38.6	F	1:07:12.3	(45)	++	38.7		



Legend:			
+	Gap or time behind	++	One minute or more behind in split time
-	Information not available	----	Stroke Rate Average
F	Finish	SPM	Average strokes per minute
STC	Total strokes		

Official Timekeeping by OMEGA

Event 103

27 JUN 2022 - 12:00

Women's 5km

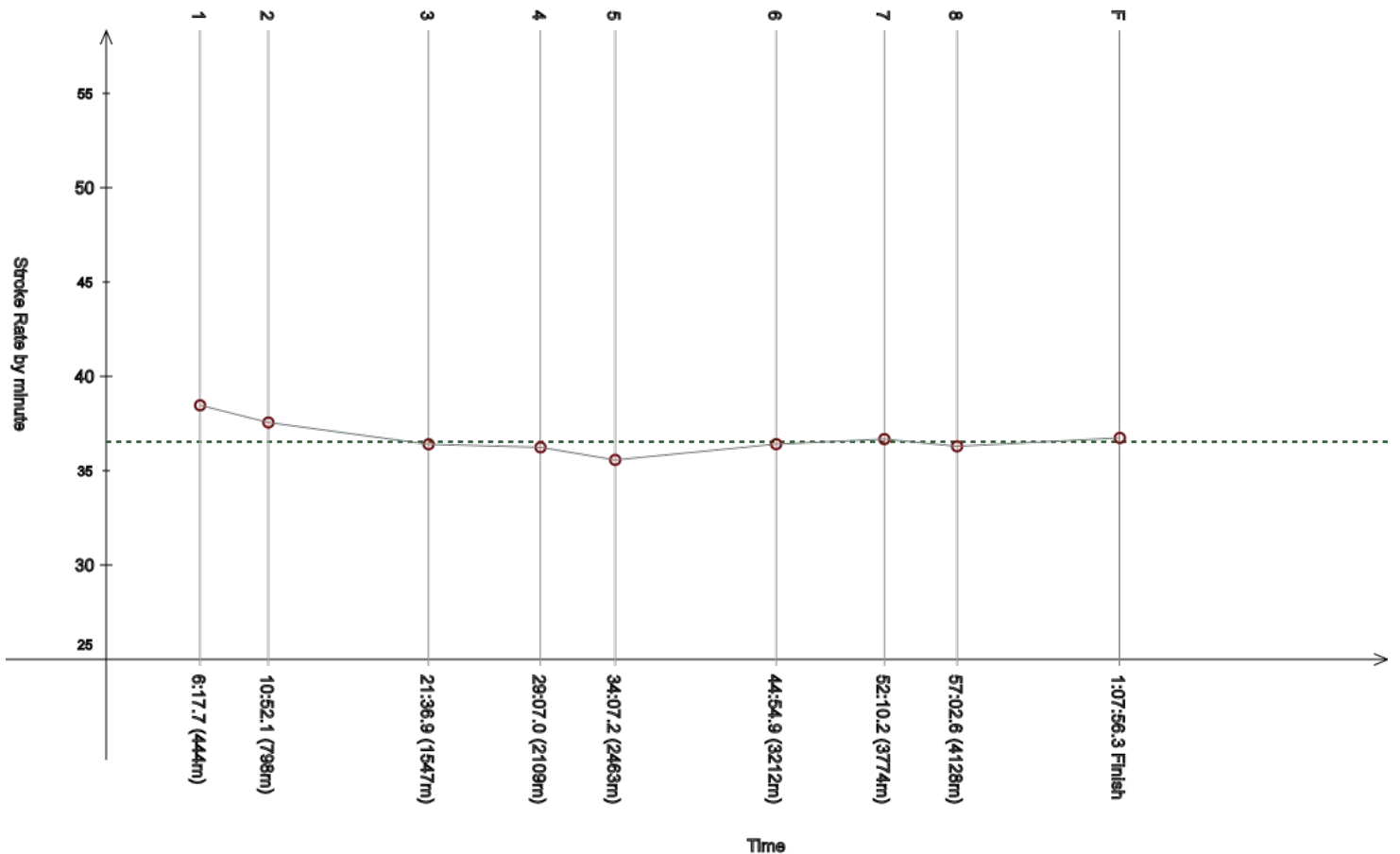
5km - femmes

Race Analysis

Analyse de course

Rank	Bib	Name	NAT Code	Finish Time	Gap
46	148	ANG Candice Ruo Han	SGP	1:07:56.3	+10:03.4

Split	Time	Rank	Gap	SPM	Split	Time	Rank	Gap	SPM	Split	Time	Rank	Gap	SPM	SPM	STC
1	6:17.7	(48)	+32.4	38.5	2	10:52.1	(38)	++	37.6	3	21:36.9	(47)	++	36.4		
4	29:07.0	(48)	++	36.2	5	34:07.2	(42)	++	35.6	6	44:54.9	(46)	++	36.4	36.5	2497
7	52:10.2	(45)	++	36.7	8	57:02.6	(36)	++	36.3	F	1:07:56.3	(46)	++	36.7		



Legend:			
+	Gap or time behind	++	One minute or more behind in split time
F	Finish	SPM	Average strokes per minute
- - -	Stroke Rate Average	STC	Total strokes

Official Timekeeping by OMEGA

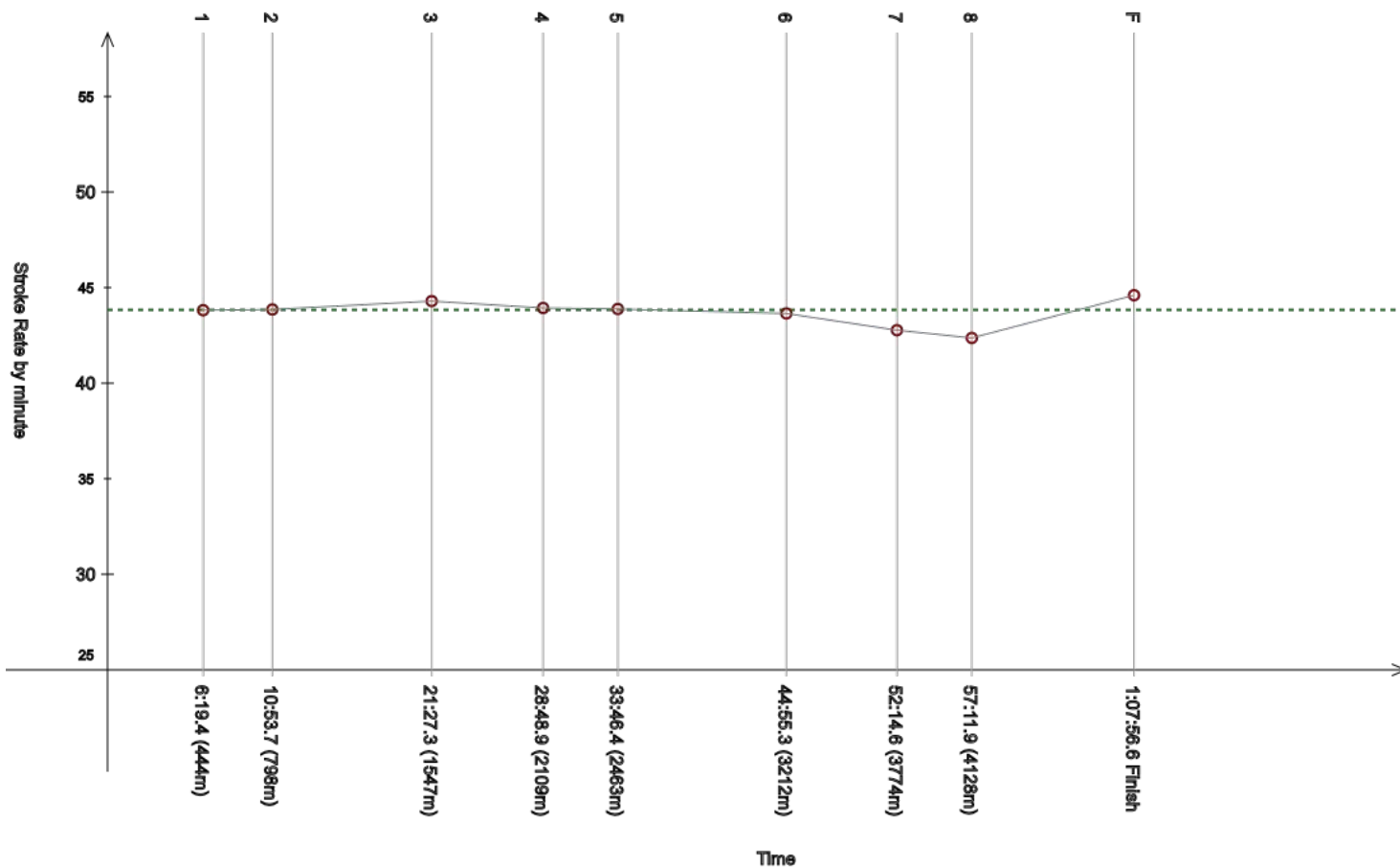
Event 103
27 JUN 2022 - 12:00

Women's 5km
5km - femmes

Race Analysis Analyse de course

Rank	Bib	Name	NAT Code	Finish Time	Gap
47	134	GUEVARA LUCERO Sofia	ECU	1:07:56.6	+10:03.7

Split	Time	Rank	Gap	SPM	Split	Time	Rank	Gap	SPM	Split	Time	Rank	Gap	SPM	SPM	STC
1	6:19.4	(49)	+34.1	43.8	2	10:53.7	(39)	++	43.9	3	21:27.3	(46)	++	44.3		
4	28:48.9	(46)	++	43.9	5	33:46.4	(40)	++	43.9	6	44:55.3	(47)	++	43.7	43.8	2989
7	52:14.6	(46)	++	42.8	8	57:11.9	(37)	++	42.4	F	1:07:56.6	(47)	++	44.6		



+	Gap or time behind	++	One minute or more behind in split time	- - -	Stroke Rate Average
F	Finish	SPM	Average strokes per minute	STC	Total strokes

Official Timekeeping by OMEGA

Event 103

27 JUN 2022 - 12:00

Women's 5km

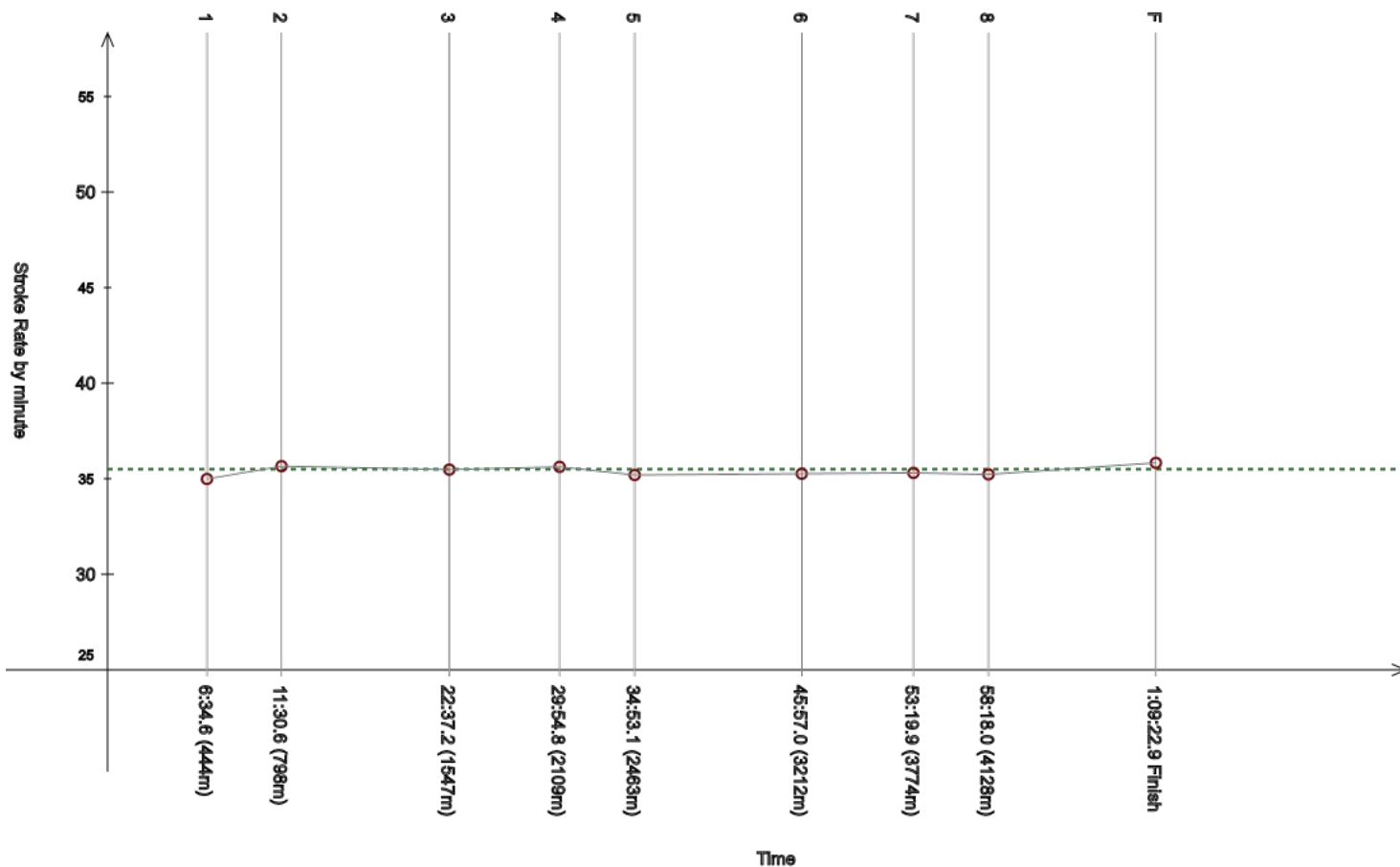
5km - femmes

Race Analysis

Analyse de course

Rank	Bib	Name	NAT Code	Finish Time	Gap
48	156	QUILES SANTOS Alondra Itzel	PUR	1:09:22.9	+11:30.0

Split	Time	Rank	Gap	SPM	Split	Time	Rank	Gap	SPM	Split	Time	Rank	Gap	SPM	SPM	STC
1	6:34.6	(50)	+49.3	35.0	2	11:30.6	(41)	++	35.7	3	22:37.2	(50)	++	35.5		
4	29:54.8	(49)	++	35.6	5	34:53.1	(43)	++	35.2	6	45:57.0	(49)	++	35.3	35.5	2475
7	53:19.9	(47)	++	35.3	8	58:18.0	(38)	++	35.2	F	1:09:22.9	(48)	++	35.8		



Legend:					
+	Gap or time behind	++	One minute or more behind in split time	---	Stroke Rate Average
F	Finish	SPM	Average strokes per minute	STC	Total strokes

Official Timekeeping by OMEGA

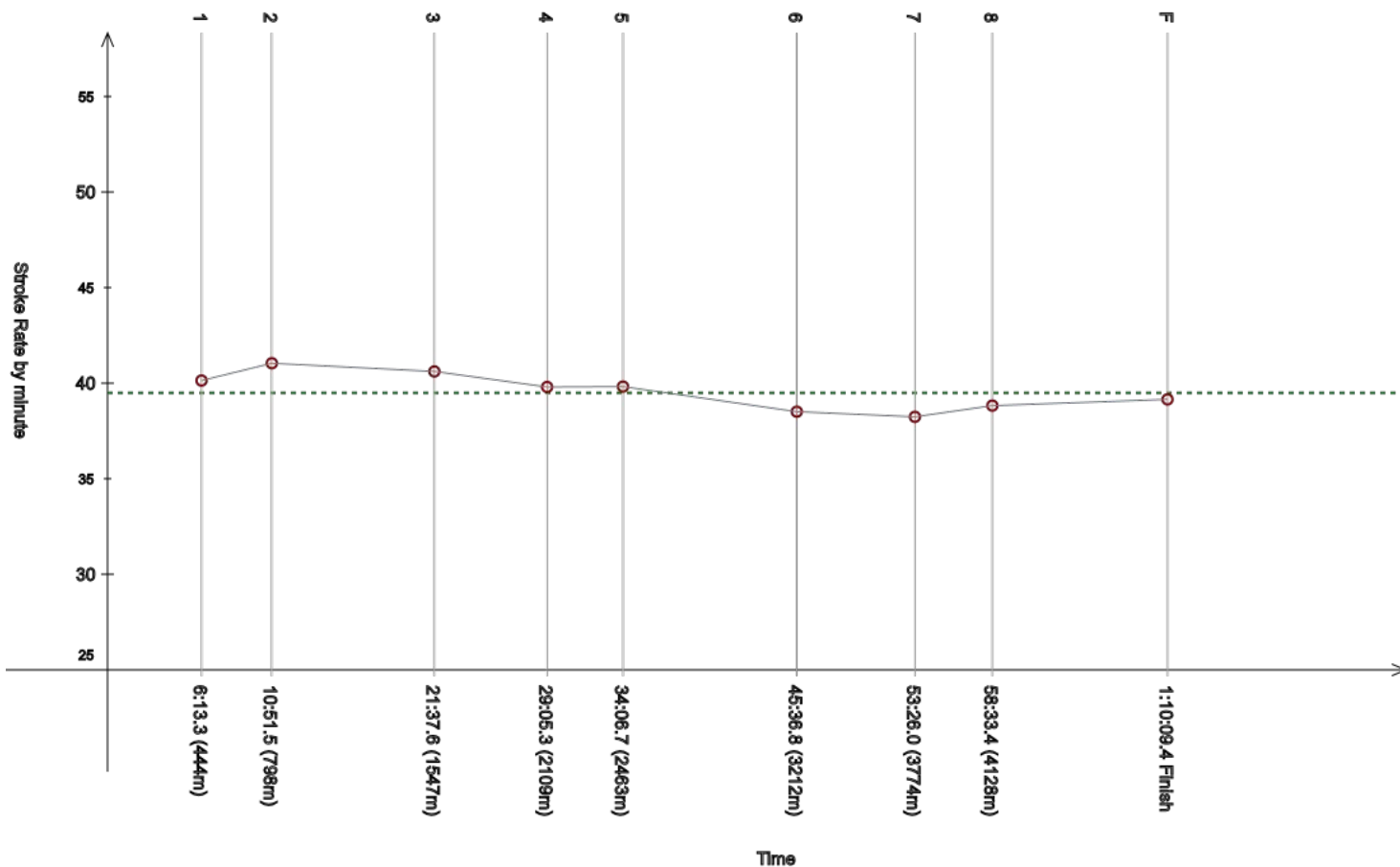
Event 103
27 JUN 2022 - 12:00

Women's 5km
5km - femmes

Race Analysis Analyse de course

Rank	Bib	Name	NAT Code	Finish Time	Gap
49	127	PORRES DEBROY Maria	GUA	1:10:09.4	+12:16.5

Split	Time	Rank	Gap	SPM	Split	Time	Rank	Gap	SPM	Split	Time	Rank	Gap	SPM	SPM	STC
1	6:13.3	(46)	+28.0	40.1	2	10:51.5	(37)	++	41.0	3	21:37.6	(48)	++	40.6		
4	29:05.3	(47)	++	39.8	5	34:06.7	(41)	++	39.8	6	45:36.8	(48)	++	38.5	39.5	2790
7	53:26.0	(48)	++	38.2	8	58:33.4	(39)	++	38.8	F	1:10:09.4	(49)	++	39.2		



Legend:			
+	Gap or time behind	++	One minute or more behind in split time
F	Finish	SPM	Average strokes per minute
---	Stroke Rate Average	STC	Total strokes

Official Timekeeping by OMEGA

Event 103

27 JUN 2022 - 12:00

Women's 5km

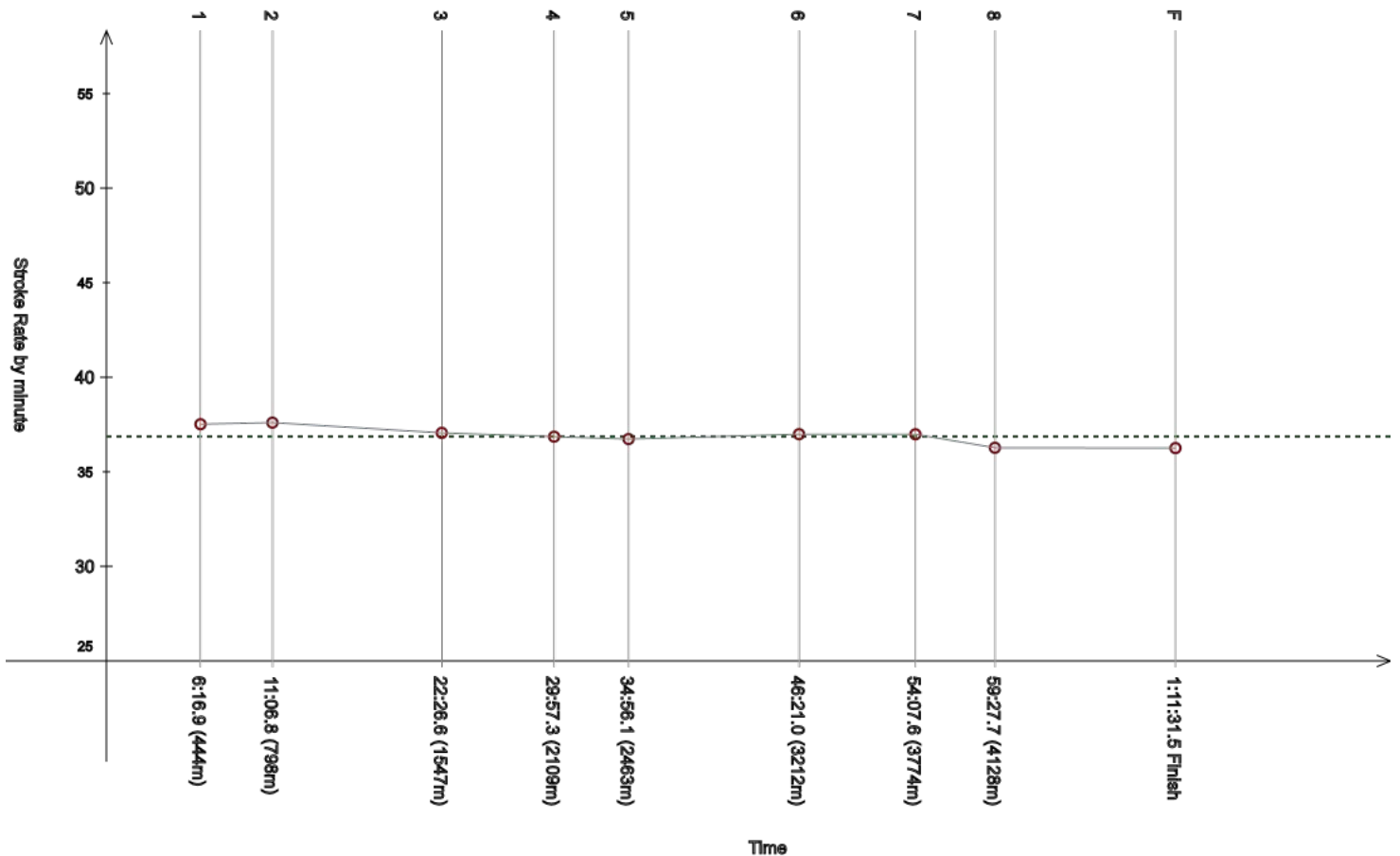
5km - femmes

Race Analysis

Analyse de course

Rank	Bib	Name	NAT Code	Finish Time	Gap
50	142	CARDOZO SILVERA Maiza	URU	1:11:31.5	+13:38.6

Split	Time	Rank	Gap	SPM	Split	Time	Rank	Gap	SPM	Split	Time	Rank	Gap	SPM	SPM	STC
1	6:16.9	(47)	+31.6	37.5	2	11:06.8	(40)	++	37.6	3	22:26.6	(49)	++	37.1		
4	29:57.3	(50)	++	36.9	5	34:56.1	(44)	++	36.7	6	46:21.0	(50)	++	37.0	36.9	2649
7	54:07.6	(49)	++	37.0	8	59:27.7	(40)	++	36.3	F	1:11:31.5	(50)	++	36.3		



+	Gap or time behind	++	One minute or more behind in split time	---	Stroke Rate Average
F	Finish	SPM	Average strokes per minute	STC	Total strokes

Official Timekeeping by OMEGA

Event 103

27 JUN 2022 - 12:00

Women's 5km

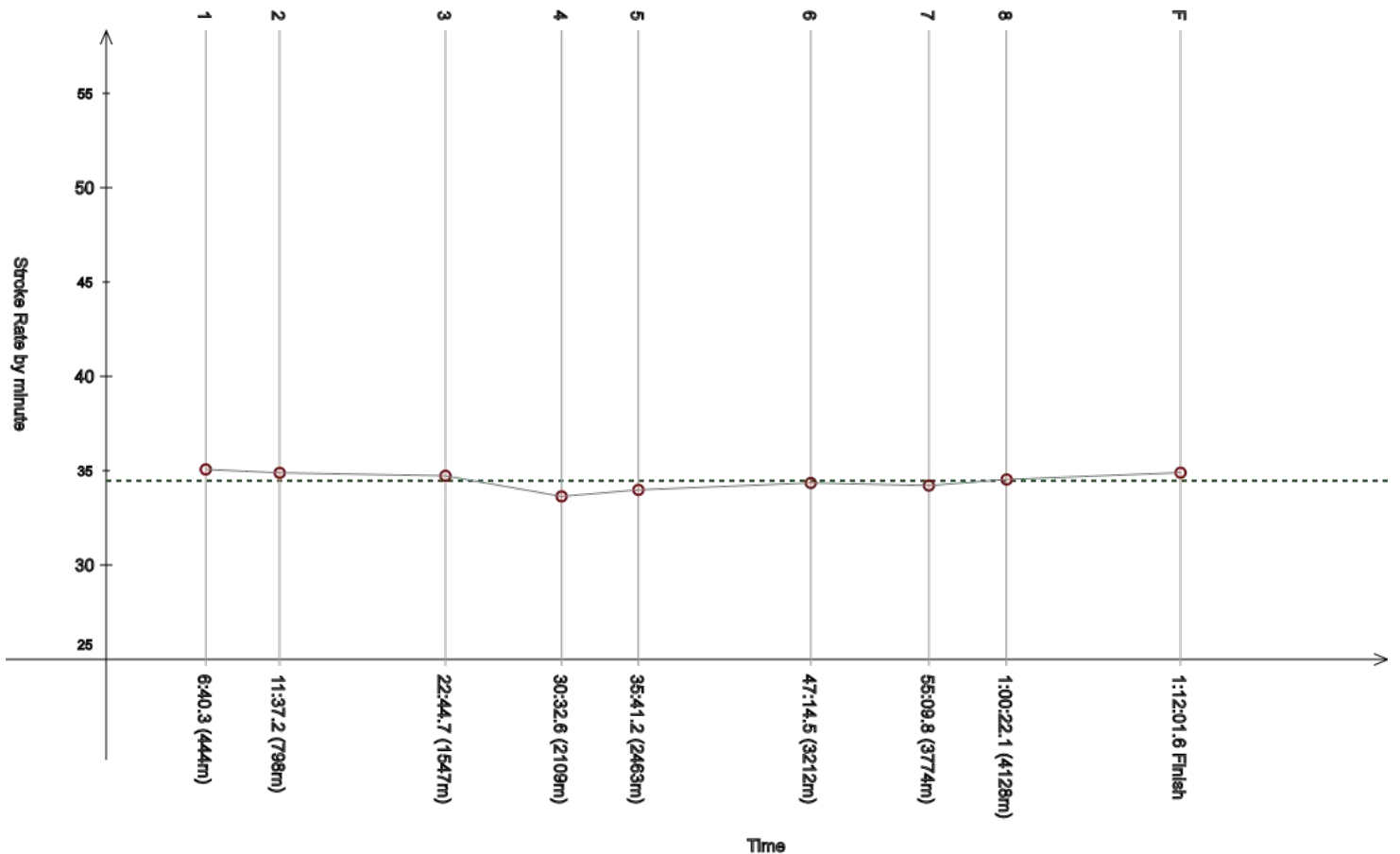
5km - femmes

Race Analysis

Analyse de course

Rank	Bib	Name	NAT Code	Finish Time	Gap
51	144	SOUKUP Therese	SEY	1:12:01.6	+14:08.7

Split	Time	Rank	Gap	SPM	Split	Time	Rank	Gap	SPM	Split	Time	Rank	Gap	SPM	SPM	STC
1	6:40.3	(51)	+55.0	35.1	2	11:37.2	(42)	++	34.9	3	22:44.7	(51)	++	34.7		
4	30:32.6	(51)	++	33.6	5	35:41.2	(45)	++	34.0	6	47:14.5	(51)	++	34.4	34.5	2495
7	55:09.8	(50)	++	34.2	8	1:00:22.1	(41)	++	34.5	F	1:12:01.6	(51)	++	34.9		



Legend:					
+	Gap or time behind	++	One minute or more behind in split time	---	Stroke Rate Average
F	Finish	SPM	Average strokes per minute	STC	Total strokes

Official Timekeeping by OMEGA

Event 103

27 JUN 2022 - 12:00

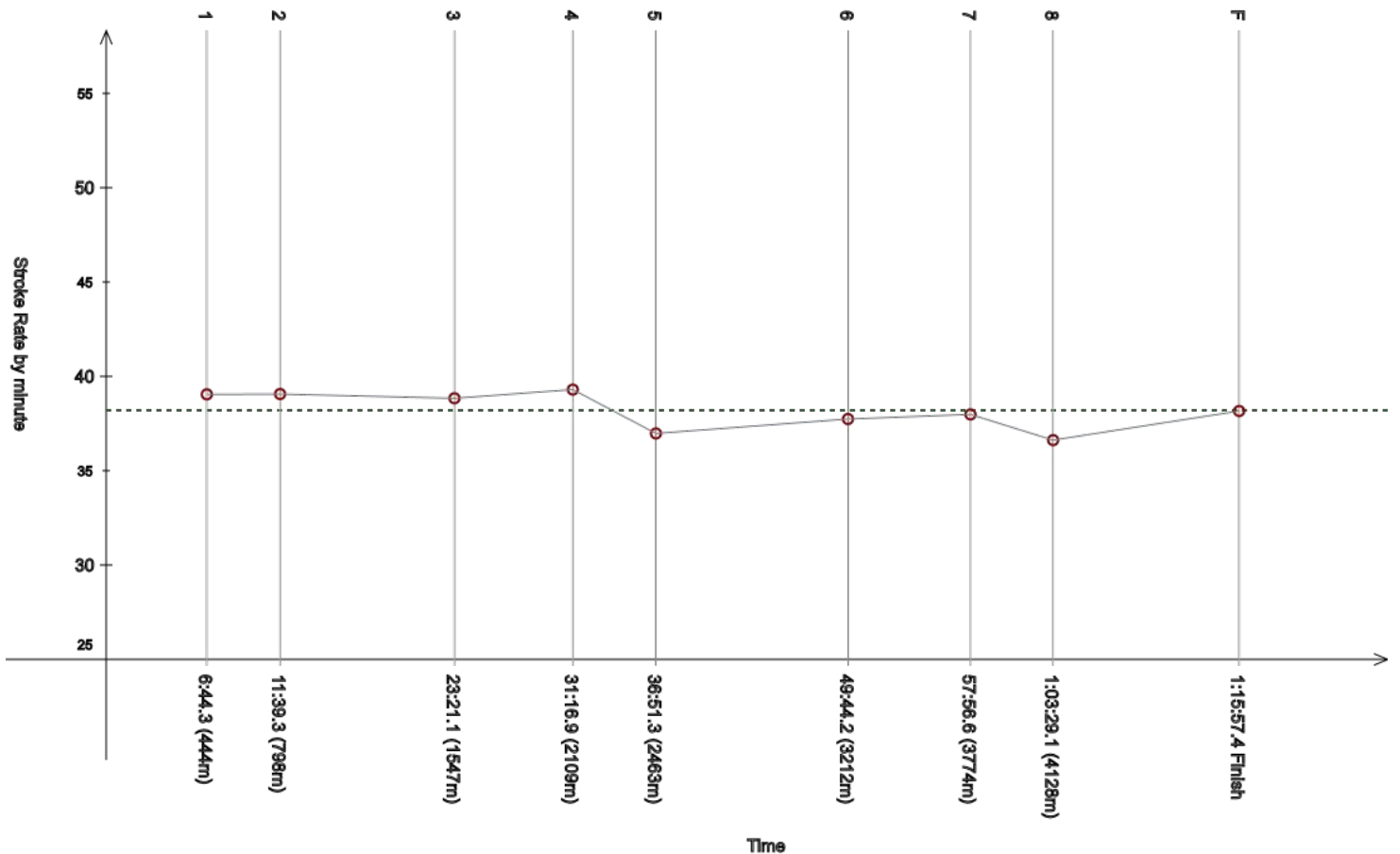
Women's 5km

5km - femmes

Race Analysis

Analyse de course

Rank	Bib	Name	NAT Code					Finish Time	Gap							
	139	MORO Sindhu	IND					1:15:57.4	OTL							
Split	Time	Rank	Gap	SPM	Split	Time	Rank	Gap	SPM	Split	Time	Rank	Gap	SPM	SPM	STC
1	6:44.3	(52)	+59.0	39.1	2	11:39.3	(43)	++	39.1	3	23:21.1	(52)	++	38.8		
4	31:16.9	(52)	++	39.3	5	36:51.3	(46)	++	37.0	6	49:44.2	(52)	++	37.7	38.2	2916
7	57:56.6	(51)	++	38.0	8	1:03:29.1	(42)	++	36.6	F	1:15:57.4			38.2		



Legend:			
+	Gap or time behind	++	One minute or more behind in split time
----	Stroke Rate Average	F	Finish
OTL	Outside Time Limit	SPM	Average strokes per minute
STC	Total strokes		

Official Timekeeping by OMEGA

Event 103

27 JUN 2022 - 12:00

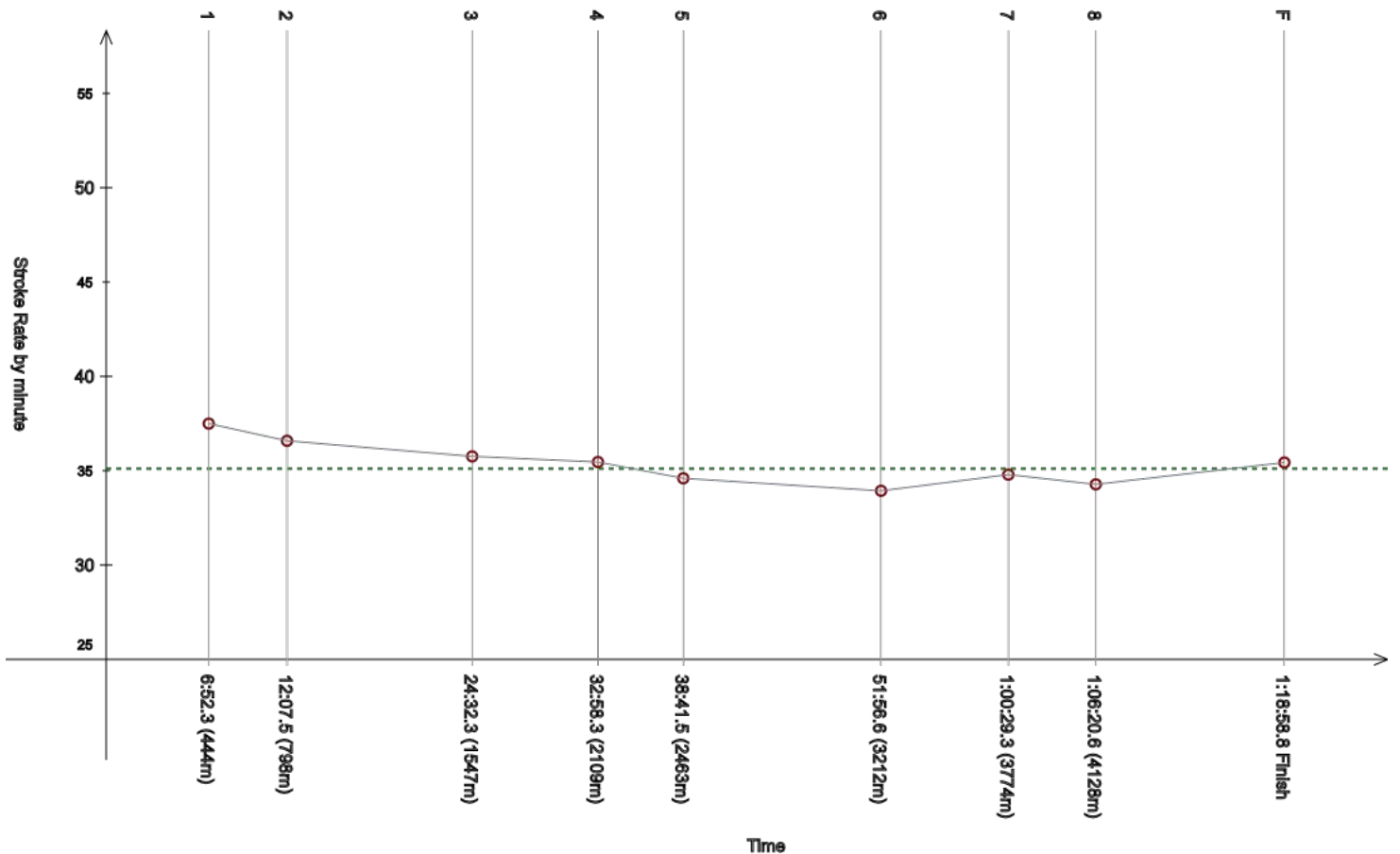
Women's 5km

5km - femmes

Race Analysis

Analyse de course

Rank	Bib	Name	NAT Code	Finish Time	Gap											
	153	QUIROS RUIZ Diana	CRC	1:18:58.8	OTL											
Split	Time	Rank	Gap	SPM	Split	Time	Rank	Gap	SPM	Split	Time	Rank	Gap	SPM	SPM	STC
1	6:52.3	(53)	++	37.5	2	12:07.5	(44)	++	36.6	3	24:32.3	(53)	++	35.8		
4	32:58.3	(53)	++	35.5	5	38:41.5	(47)	++	34.6	6	51:56.6	(53)	++	33.9	35.1	2795
7	1:00:29.3	(52)	++	34.8	8	1:06:20.6	(43)	++	34.3	F	1:18:58.8			35.4		



Legend:	++ One minute or more behind in split time	---- Stroke Rate Average	F Finish
OTL Outside Time Limit	SPM Average strokes per minute	STC Total strokes	

Official Timekeeping by OMEGA

Event 103

27 JUN 2022 - 12:00

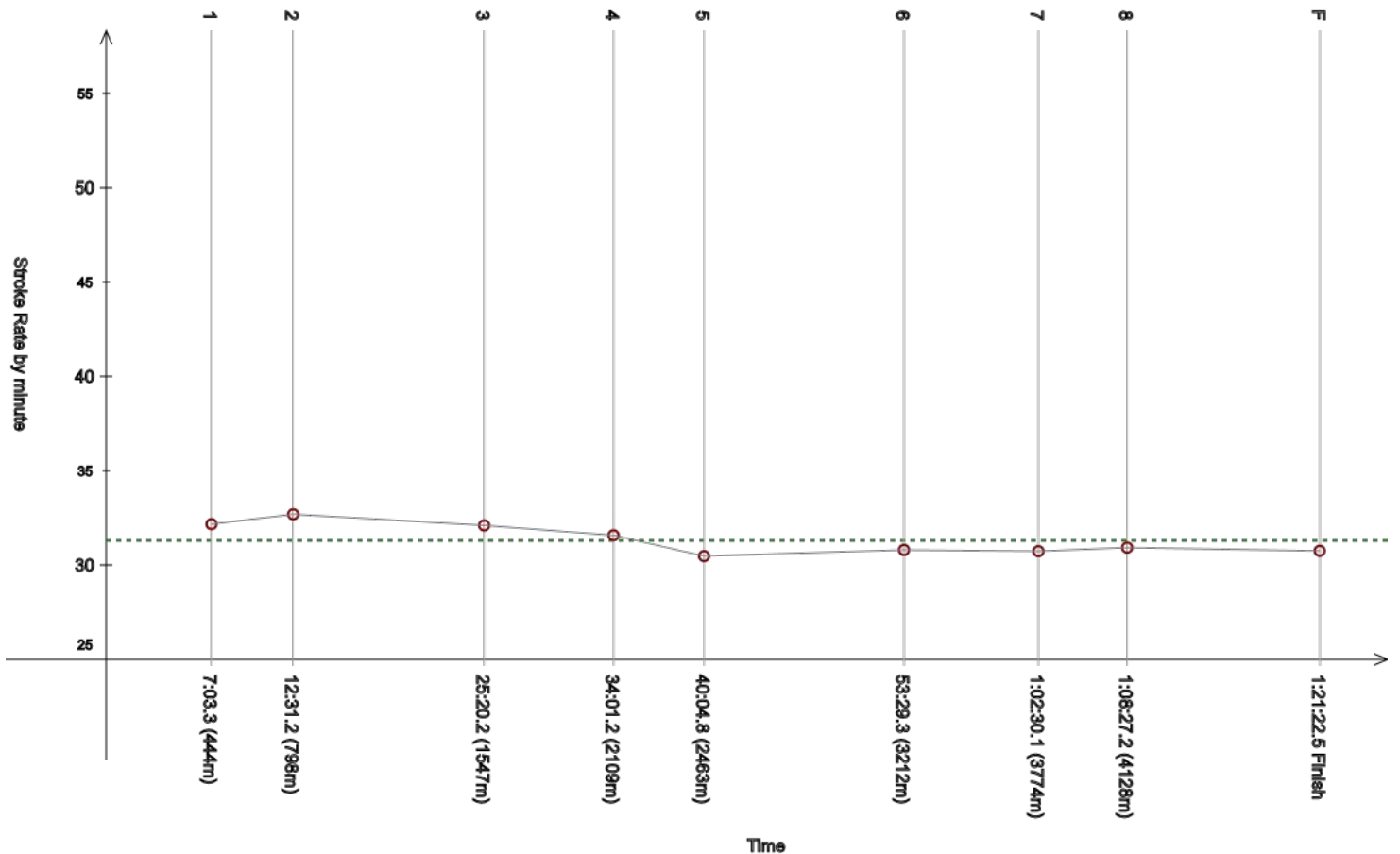
Women's 5km

5km - femmes

Race Analysis

Analyse de course

Rank	Bib	Name	NAT Code	Finish Time	Gap											
	113	ROJAS CALLAHUARA Leslie	BOL	1:21:22.5	OTL											
Split	Time	Rank	Gap	SPM	Split	Time	Rank	Gap	SPM	Split	Time	Rank	Gap	SPM	SPM	STC
1	7:03.3	(55)	++	32.2	2	12:31.2	(46)	++	32.7	3	25:20.2	(54)	++	32.1		
4	34:01.2	(55)	++	31.6	5	40:04.8	(49)	++	30.5	6	53:29.3	(54)	++	30.8	31.3	2577
7	1:02:30.1	(54)	++	30.7	8	1:08:27.2	(45)	++	30.9	F	1:21:22.5			30.8		



Legend:	++ One minute or more behind in split time	---- Stroke Rate Average	F Finish
OTL Outside Time Limit	SPM Average strokes per minute	STC Total strokes	

Official Timekeeping by OMEGA

Event 103

27 JUN 2022 - 12:00

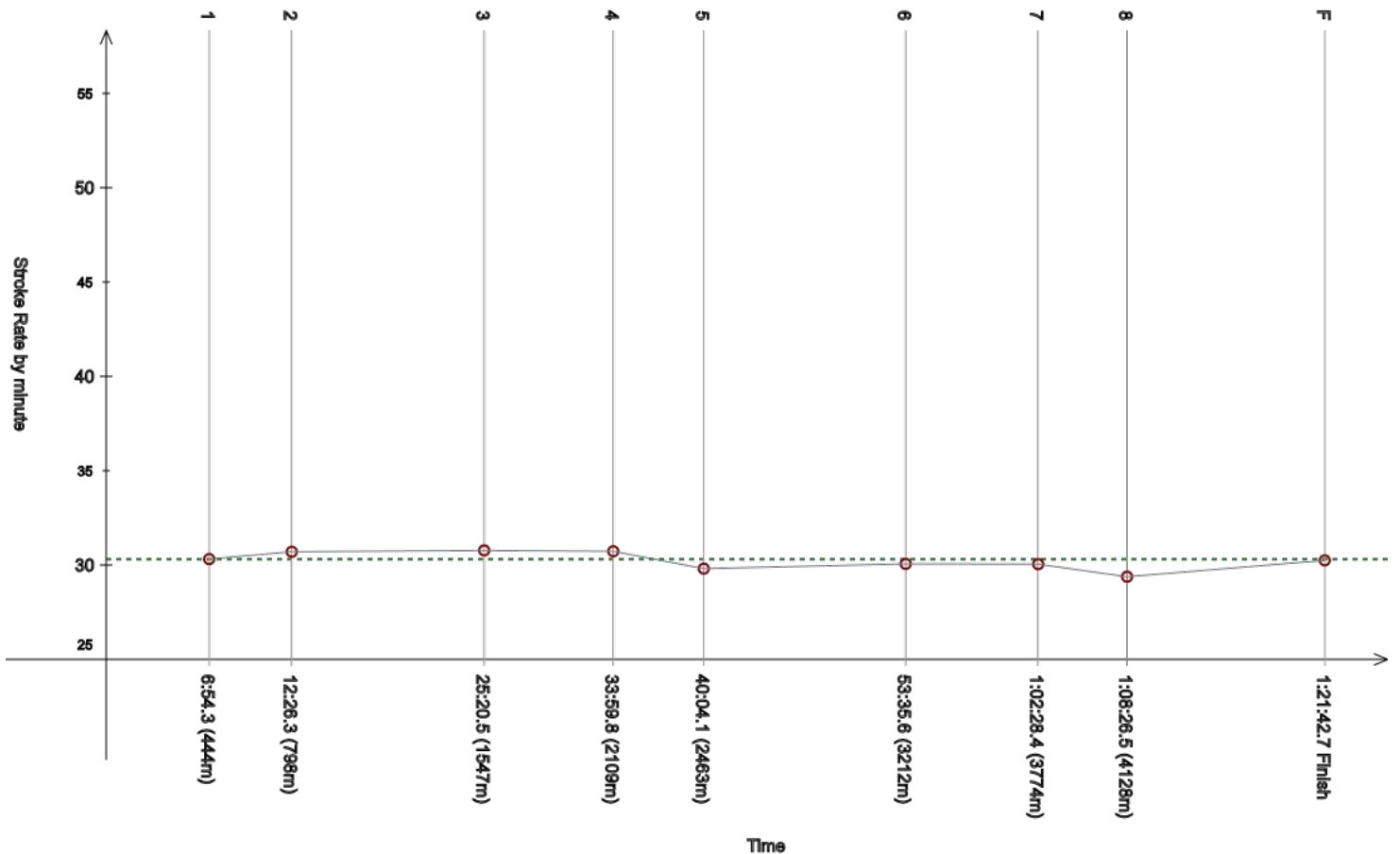
Women's 5km

5km - femmes

Race Analysis

Analyse de course

Rank	Bib	Name	NAT Code	Finish Time	Gap											
	131	KATEMBA Karimah	UGA	1:21:42.7	OTL											
Split	Time	Rank	Gap	SPM	Split	Time	Rank	Gap	SPM	Split	Time	Rank	Gap	SPM	SPM	STC
1	6:54.3	(54)	++	30.3	2	12:26.3	(45)	++	30.7	3	25:20.5	(55)	++	30.8		
4	33:59.8	(54)	++	30.7	5	40:04.1	(48)	++	29.8	6	53:35.6	(55)	++	30.1	30.3	2503
7	1:02:28.4	(53)	++	30.0	8	1:08:26.5	(44)	++	29.4	F	1:21:42.7			30.3		



Legend:	++ One minute or more behind in split time	---- Stroke Rate Average	F Finish
OTL Outside Time Limit	SPM Average strokes per minute	STC Total strokes	

Official Timekeeping by OMEGA

Event 103
27 JUN 2022 - 12:00

Women's 5km
5km - femmes

Race Analysis

Analyse de course

Rank	Bib Name		NAT Code		Finish Time	Gap										
	147 HERATH Seneshi		SRI		DNS											
Split	Time	Rank	Gap	SPM	Split	Time	Rank	Gap	SPM	Split	Time	Rank	Gap	SPM	SPM	STC
1					2					3						
4					5					6						
7					8					F						

Legend:							
----	Stroke Rate Average	DNS	Did Not Start	F	Finish	SPM	Average strokes per minute
STC	Total strokes						

Official Timekeeping by OMEGA