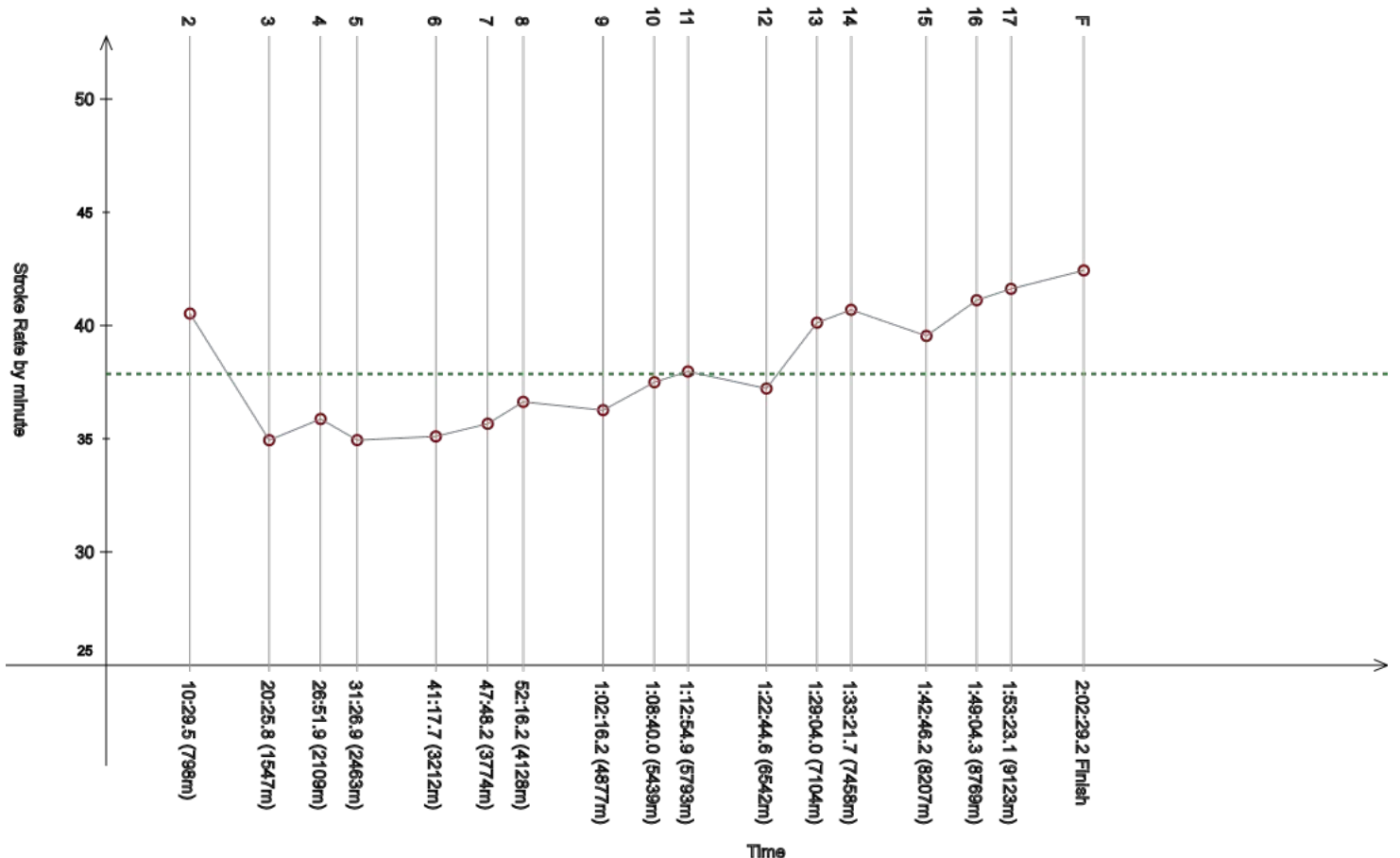


Event 104  
29 JUN 2022 - 8:00

Women's 10km  
10km - femmes

### Race Analysis Analyse de course

Rank	Bib	Name	NAT Code					Finish Time	Gap							
1	207	van ROUWENDAAL Sharon	NED					2:02:29.2								
Split	Time	Rank	Gap	SPM	Split	Time	Rank	Gap	SPM	Split	Time	Rank	Gap	SPM	SPM	STC
1	-	-	-	-	2	10:29.5	(25)	+10.6	40.5	3	20:25.8	(36)	+13.7	34.9		
4	26:51.9	(7)	+4.4	35.9	5	31:26.9	(=14)	+6.6	34.9	6	41:17.7	(20)	+10.3	35.1		
7	47:48.2	(13)	+7.7	35.7	8	52:16.2	(8)	+7.1	36.6	9	1:02:16.2	(20)	+8.0	36.3	37.9	4643
10	1:08:40.0	(11)	+9.6	37.5	11	1:12:54.9	(4)	+4.8	38.0	12	1:22:44.6	(=13)	+12.5	37.2		
13	1:29:04.0	(9)	+10.3	40.1	14	1:33:21.7	(=5)	+6.7	40.7	15	1:42:46.2	(1)		39.5		
16	1:49:04.3	(4)	+3.8	41.1	17	1:53:23.1	(3)	+6.0	41.6	F	2:02:29.2	(1)		42.4		



Legend:			
+	Gap or time behind	-	Information not available
F	Finish	SPM	Average strokes per minute
---	Stroke Rate Average	STC	Total strokes

Official Timekeeping by OMEGA

Event 104  
29 JUN 2022 - 8:00

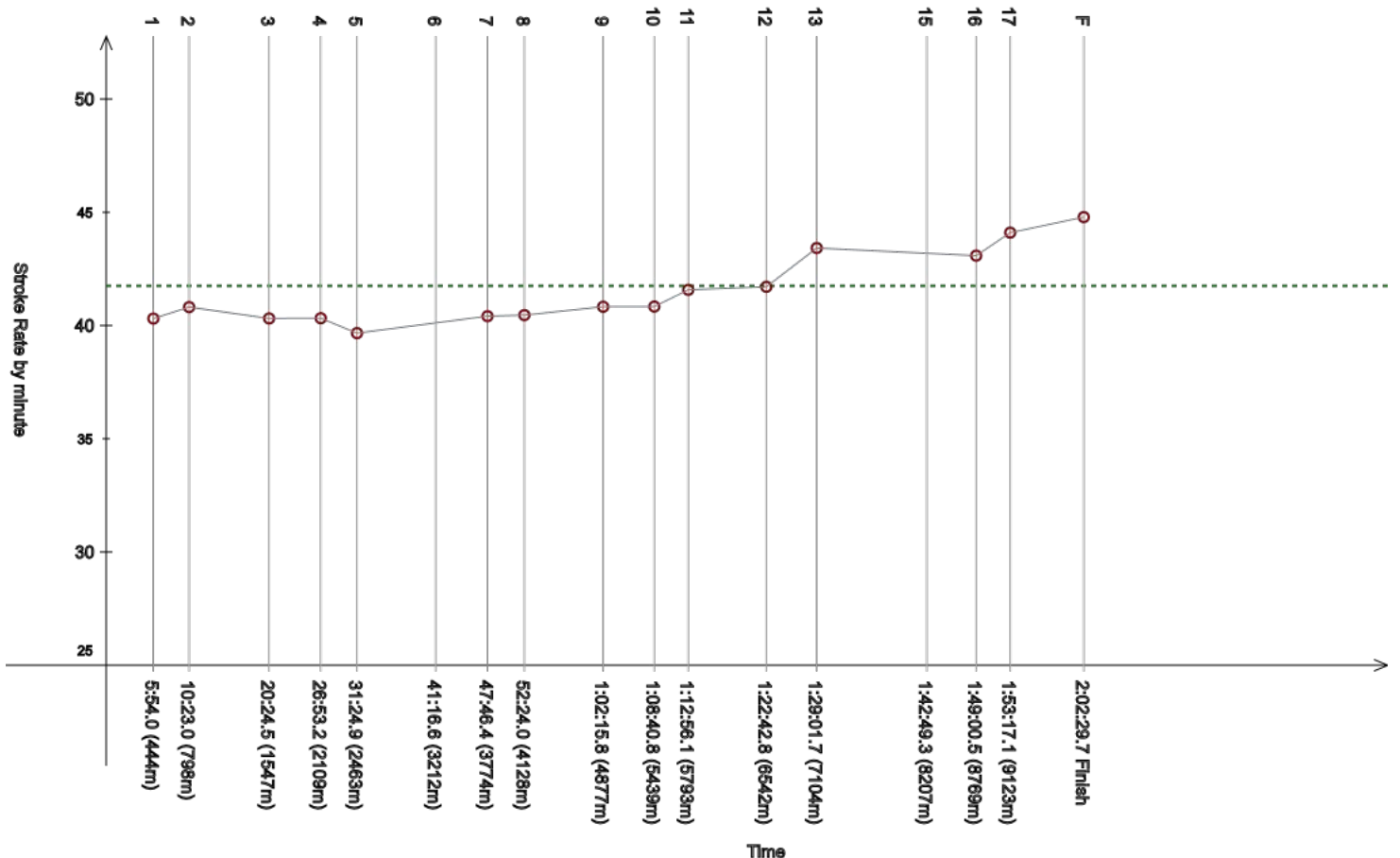
Women's 10km  
10km - femmes

### Race Analysis Analyse de course

Rank	Bib	Name	NAT Code	Finish Time	Gap
2	238	BECK Leonie	GER	2:02:29.7	+0.5

Split	Time	Rank	Gap	SPM	Split	Time	Rank	Gap	SPM	Split	Time	Rank	Gap	SPM	SPM	STC
1	5:54.0	(7)	+5.5	40.3	2	10:23.0	(9)	+4.1	40.8	3	20:24.5	(32)	+12.4	40.3		
4	26:53.2	(11)	+5.7	40.3	5	31:24.9	(10)	+4.6	39.7	6	41:16.6	(18)	+9.2	-		
7	47:46.4	(=8)	+5.9	40.4	8	52:24.0	(=20)	+14.9	40.5	9	1:02:15.8	(16)	+7.6	40.8	41.8	5128
10	1:08:40.8	(12)	+10.4	40.8	11	1:12:56.1	(6)	+6.0	41.6	12	1:22:42.8	(11)	+10.7	41.7		
13	1:29:01.7	(7)	+8.0	43.4	14	-	-	-	-	15	1:42:49.3	(5)	+3.1	-		
16	1:49:00.5	(1)		43.1	17	1:53:17.1	(1)		44.1	F	2:02:29.7	(2)	+0.5	44.8		



Legend:					
+	Gap or time behind	-	Information not available	---	Stroke Rate Average
F	Finish	SPM	Average strokes per minute	STC	Total strokes

Official Timekeeping by OMEGA

Event 104  
29 JUN 2022 - 8:00

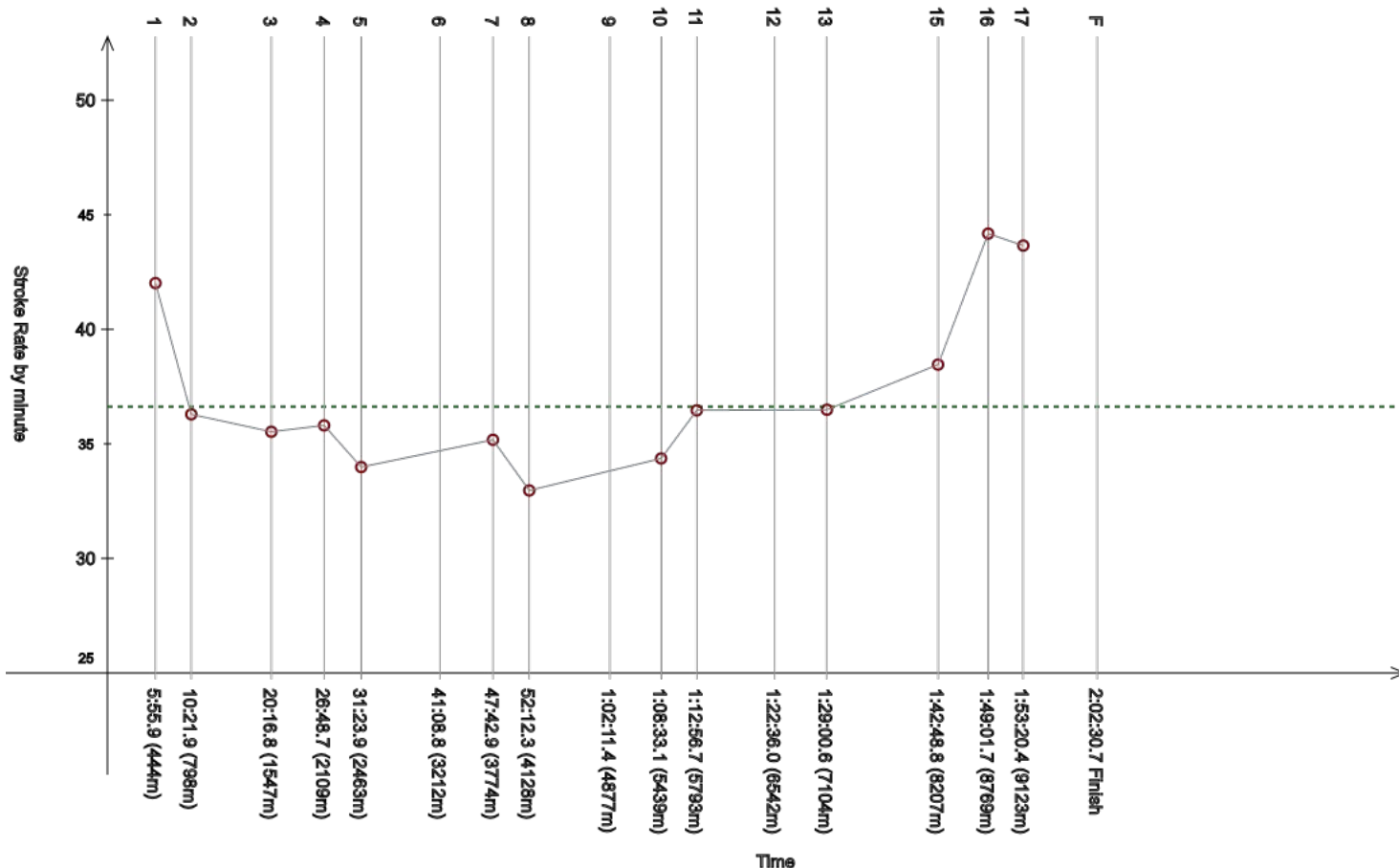
Women's 10km  
10km - femmes

### Race Analysis Analyse de course

Rank	Bib	Name	NAT Code	Finish Time	Gap
3	215	de JESUS SOARES da CUNHA AM	BRA	2:02:30.7	+1.5

Split	Time	Rank	Gap	SPM	Split	Time	Rank	Gap	SPM	Split	Time	Rank	Gap	SPM	SPM	STC
1	5:55.9	(12)	+7.4	42.0	2	10:21.9	(7)	+3.0	36.3	3	20:16.8	(4)	+4.7	35.5		
4	26:48.7	(=3)	+1.2	35.8	5	31:23.9	(9)	+3.6	34.0	6	41:08.8	(2)	+1.4	-		
7	47:42.9	(4)	+2.4	35.2	8	52:12.3	(3)	+3.2	33.0	9	1:02:11.4	(5)	+3.2	-	36.6	4193
10	1:08:33.1	(4)	+2.7	34.4	11	1:12:56.7	(8)	+6.6	36.5	12	1:22:36.0	(4)	+3.9	-		
13	1:29:00.6	(5)	+6.9	36.5	14	-	-	-	-	15	1:42:48.8	(3)	+2.6	38.5		
16	1:49:01.7	(2)	+1.2	44.2	17	1:53:20.4	(2)	+3.3	43.7	F	2:02:30.7	(3)	+1.5	-		



Legend:			
+	Gap or time behind	-	Information not available
F	Finish	SPM	Average strokes per minute
---	Stroke Rate Average	STC	Total strokes

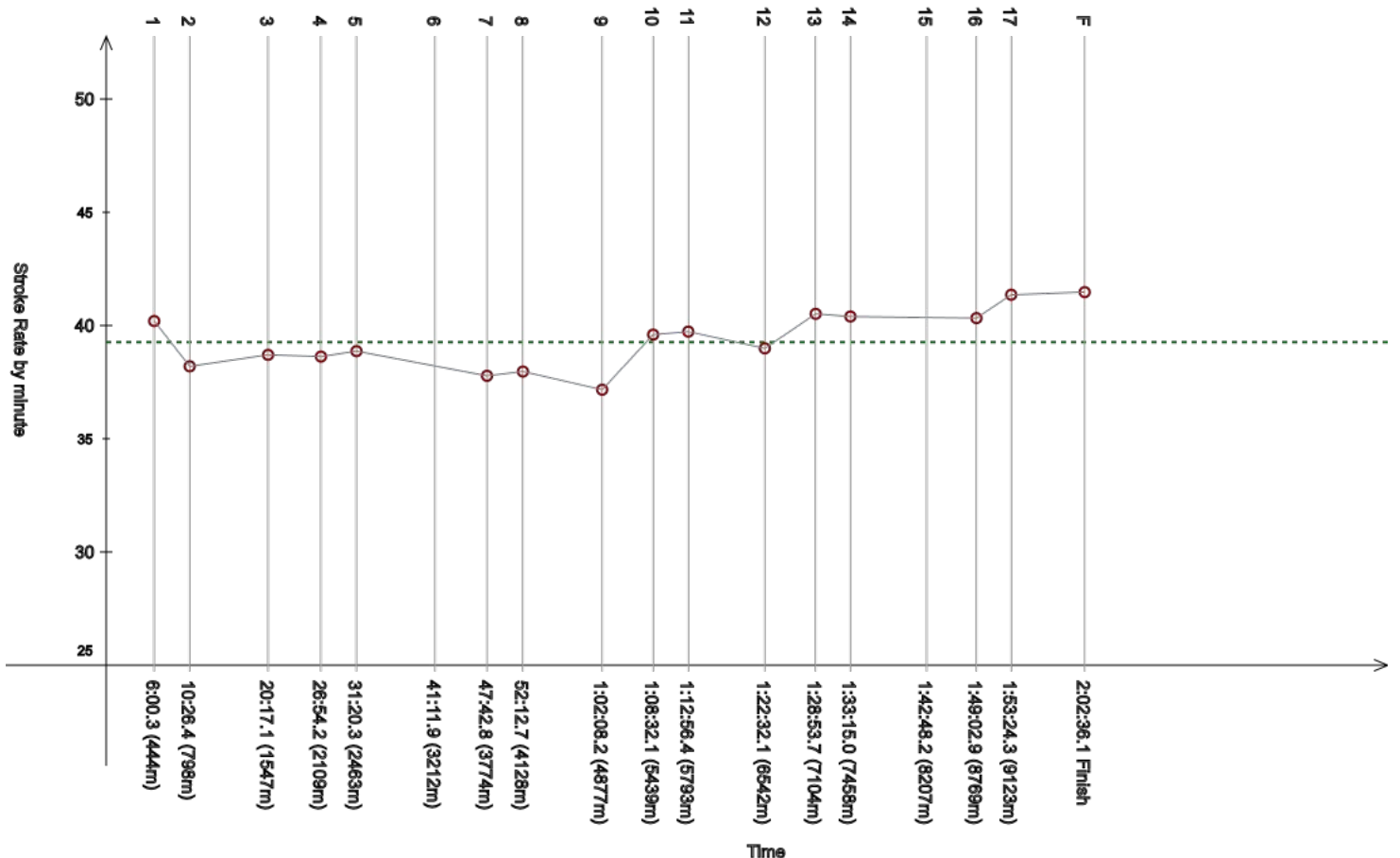
Official Timekeeping by OMEGA

Event 104  
29 JUN 2022 - 8:00

Women's 10km  
10km - femmes

### Race Analysis Analyse de course

Rank	Bib	Name	NAT Code					Finish Time	Gap							
4	259	MULLER Aurelie	FRA					2:02:36.1	+6.9							
Split	Time	Rank	Gap	SPM	Split	Time	Rank	Gap	SPM	Split	Time	Rank	Gap	SPM	SPM	STC
1	6:00.3	(=18)	+11.8	40.2	2	10:26.4	(=14)	+7.5	38.2	3	20:17.1	(7)	+5.0	38.7		
4	26:54.2	(14)	+6.7	38.6	5	31:20.3	(1)		38.9	6	41:11.9	(7)	+4.5	-		
7	47:42.8	(3)	+2.3	37.8	8	52:12.7	(4)	+3.6	38.0	9	1:02:08.2	(1)		37.2	39.3	4819
10	1:08:32.1	(3)	+1.7	39.6	11	1:12:56.4	(7)	+6.3	39.7	12	1:22:32.1	(1)		39.0		
13	1:28:53.7	(1)		40.5	14	1:33:15.0	(1)		40.4	15	1:42:48.2	(2)	+2.0	-		
16	1:49:02.9	(3)	+2.4	40.3	17	1:53:24.3	(=5)	+7.2	41.4	F	2:02:36.1	(4)	+6.9	41.5		



<b>Legend:</b>	+	Gap or time behind	----	Stroke Rate Average	F	Finish	SPM	Average strokes per minute
	STC	Total strokes						

Official Timekeeping by OMEGA

Event 104  
29 JUN 2022 - 8:00

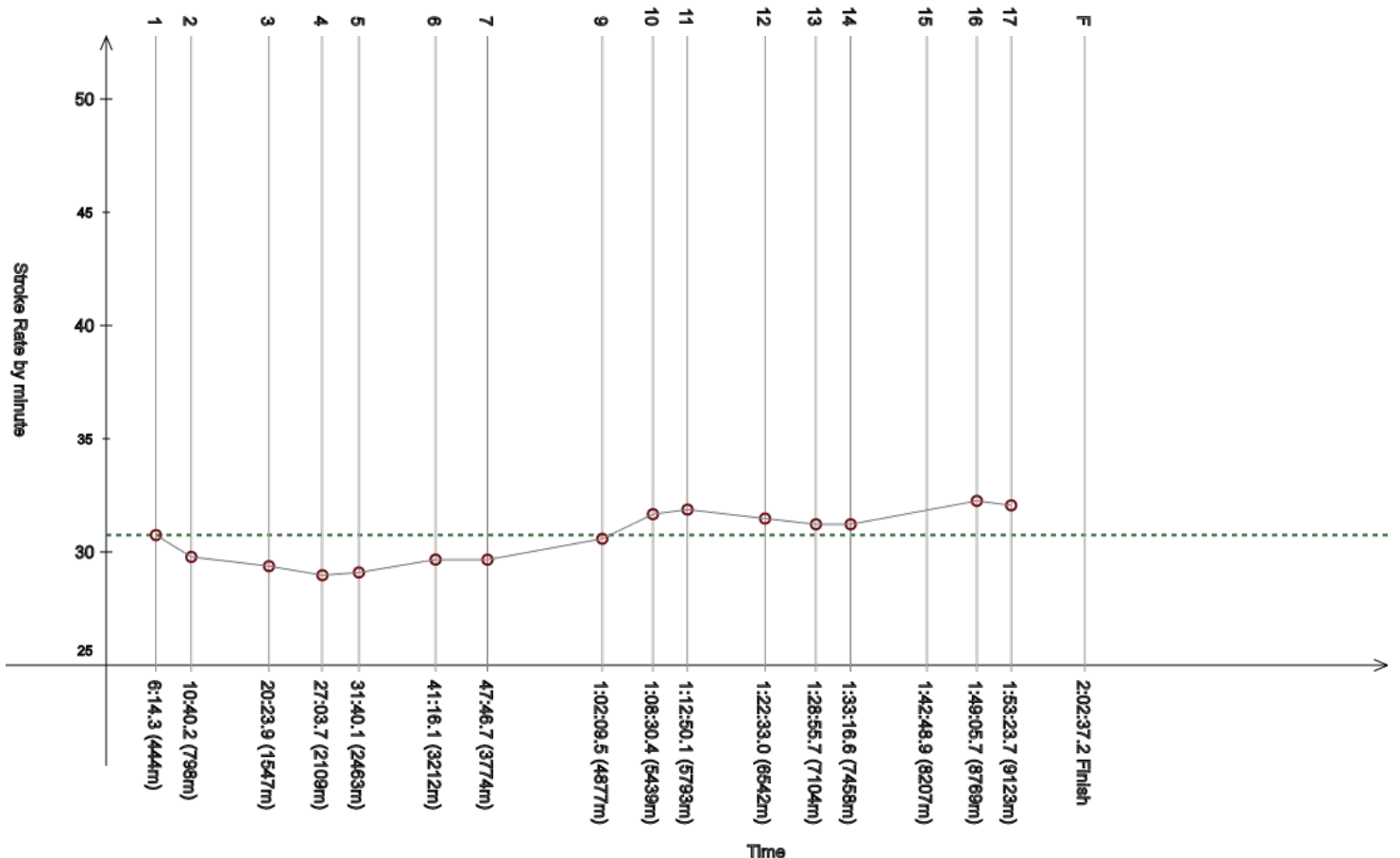
Women's 10km  
10km - femmes

### Race Analysis Analyse de course

Rank	Bib	Name	NAT Code	Finish Time	Gap
5	257	GRIMES Katie	USA	2:02:37.2	+8.0

Split	Time	Rank	Gap	SPM	Split	Time	Rank	Gap	SPM	Split	Time	Rank	Gap	SPM	SPM	STC
1	6:14.3	(47)	+25.8	30.8	2	10:40.2	(45)	+21.3	29.8	3	20:23.9	(=28)	+11.8	29.4		
4	27:03.7	(38)	+16.2	29.0	5	31:40.1	(41)	+19.8	29.1	6	41:16.1	(16)	+8.7	29.7		
7	47:46.7	(10)	+6.2	29.7	8	-	-	-	-	9	1:02:09.5	(2)	+1.3	30.6	30.8	3487
10	1:08:30.4	(1)		31.7	11	1:12:50.1	(1)		31.9	12	1:22:33.0	(2)	+0.9	31.5		
13	1:28:55.7	(2)	+2.0	31.2	14	1:33:16.6	(2)	+1.6	31.2	15	1:42:48.9	(4)	+2.7	-		
16	1:49:05.7	(6)	+5.2	32.3	17	1:53:23.7	(4)	+6.6	32.1	F	2:02:37.2	(5)	+8.0	-		



Legend:			
+	Gap or time behind	-	Information not available
F	Finish	SPM	Average strokes per minute
---	Stroke Rate Average	STC	Total strokes

Official Timekeeping by OMEGA

Event 104  
29 JUN 2022 - 8:00

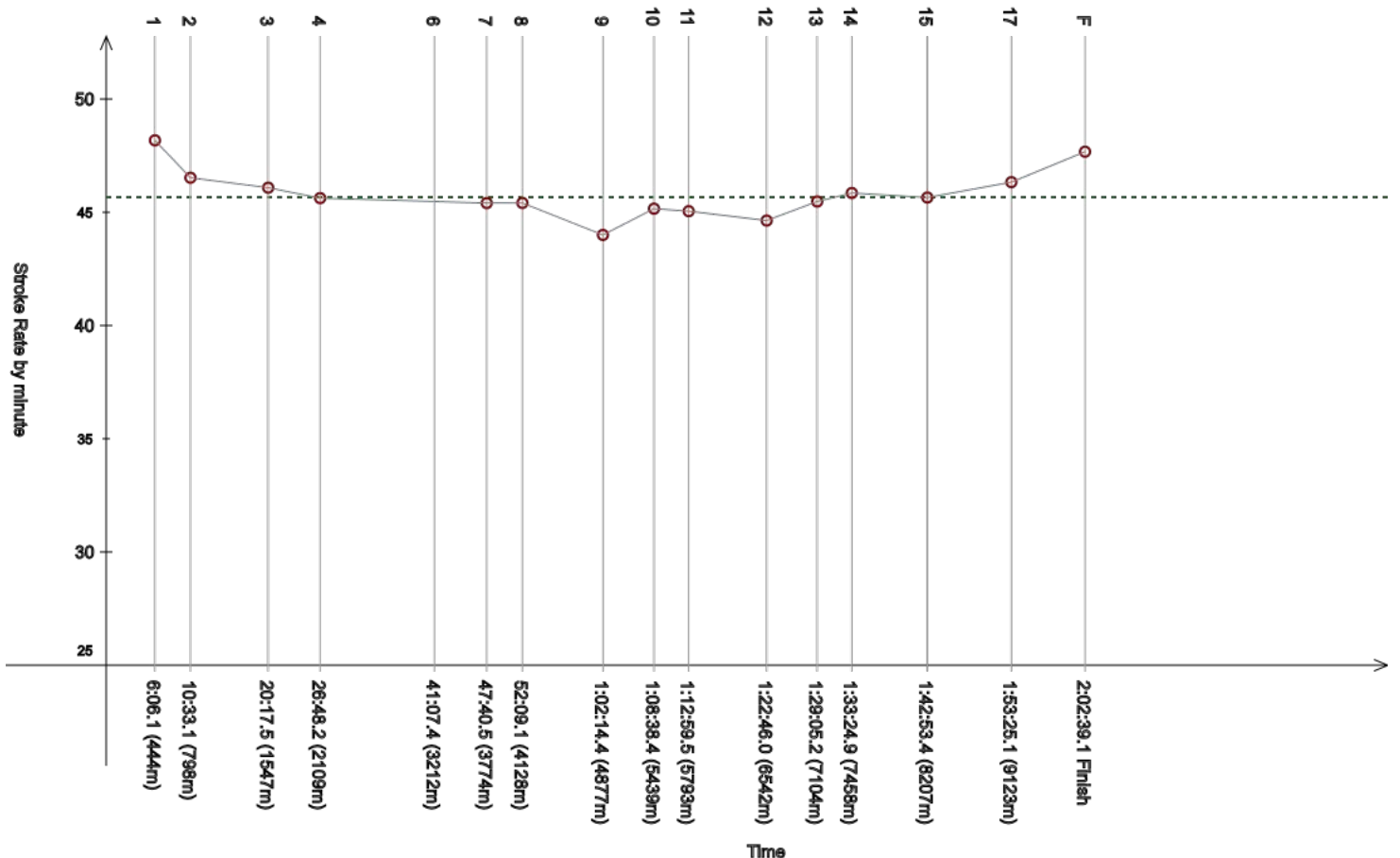
Women's 10km  
10km - femmes

### Race Analysis Analyse de course

Rank	Bib	Name	NAT Code	Finish Time	Gap
6	219	OLASZ Anna	HUN	2:02:39.1	+9.9

Split	Time	Rank	Gap	SPM	Split	Time	Rank	Gap	SPM	Split	Time	Rank	Gap	SPM	SPM	STC
1	6:06.1	(33)	+17.6	48.2	2	10:33.1	(37)	+14.2	46.5	3	20:17.5	(9)	+5.4	46.1		
4	26:48.2	(2)	+0.7	45.6	5	-	-	-	-	6	41:07.4	(1)	-	-		
7	47:40.5	(1)	-	45.4	8	52:09.1	(1)	-	45.4	9	1:02:14.4	(=14)	+6.2	44.0	45.7	5612
10	1:08:38.4	(8)	+8.0	45.2	11	1:12:59.5	(12)	+9.4	45.1	12	1:22:46.0	(17)	+13.9	44.6		
13	1:29:05.2	(12)	+11.5	45.5	14	1:33:24.9	(8)	+9.9	45.9	15	1:42:53.4	(13)	+7.2	45.7		
16	-	-	-	-	17	1:53:25.1	(9)	+8.0	46.3	F	2:02:39.1	(6)	+9.9	47.7		



Legend:					
+	Gap or time behind	-	Information not available	----	Stroke Rate Average
F	Finish	SPM	Average strokes per minute	STC	Total strokes

Official Timekeeping by OMEGA

Event 104  
29 JUN 2022 - 8:00

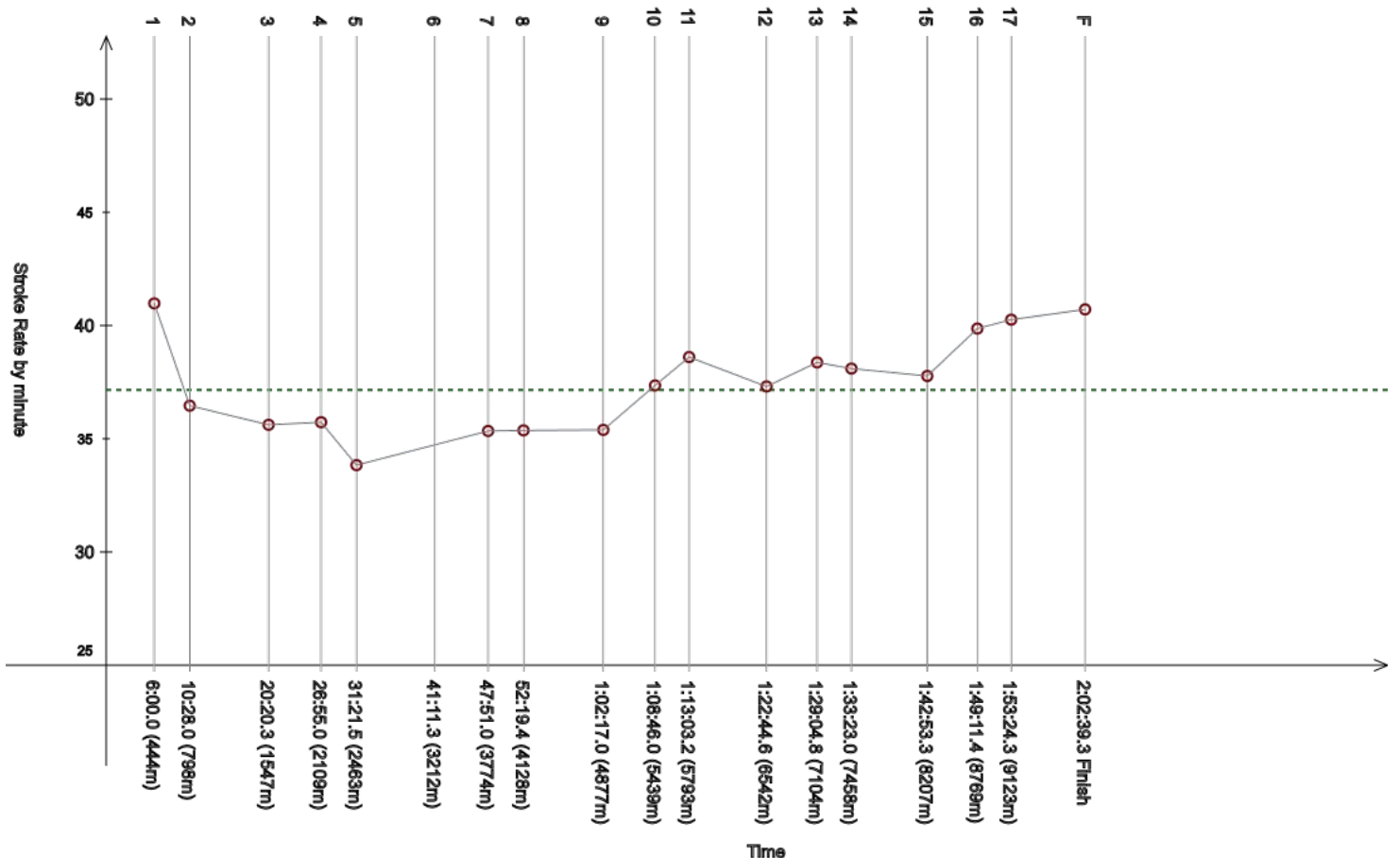
Women's 10km  
10km - femmes

### Race Analysis Analyse de course

Rank	Bib	Name	NAT Code	Finish Time	Gap
7	209	RIBEIRO ANDRE Angelica	POR	2:02:39.3	+10.1

Split	Time	Rank	Gap	SPM	Split	Time	Rank	Gap	SPM	Split	Time	Rank	Gap	SPM	SPM	STC
1	6:00.0	(17)	+11.5	41.0	2	10:28.0	(24)	+9.1	36.5	3	20:20.3	(19)	+8.2	35.6		
4	26:55.0	(15)	+7.5	35.7	5	31:21.5	(=3)	+1.2	33.8	6	41:11.3	(6)	+3.9	-		
7 Y	47:51.0	(19)	+10.5	35.3	8	52:19.4	(12)	+10.3	35.4	9	1:02:17.0	(22)	+8.8	35.4	37.2	4577
10	1:08:46.0	(20)	+15.6	37.4	11	1:13:03.2	(17)	+13.1	38.6	12	1:22:44.6	(=13)	+12.5	37.3		
13	1:29:04.8	(11)	+11.1	38.4	14	1:33:23.0	(7)	+8.0	38.1	15	1:42:53.3	(12)	+7.1	37.8		
16	1:49:11.4	(11)	+10.9	39.9	17	1:53:24.3	(=5)	+7.2	40.3	F	2:02:39.3	(7)	+10.1	40.7		



<b>Legend:</b>	<b>+</b> Gap or time behind	<b>----</b> Stroke Rate Average	<b>F</b> Finish	<b>SPM</b> Average strokes per minute
	<b>STC</b> Total strokes	<b>Y</b> Yellow flag		

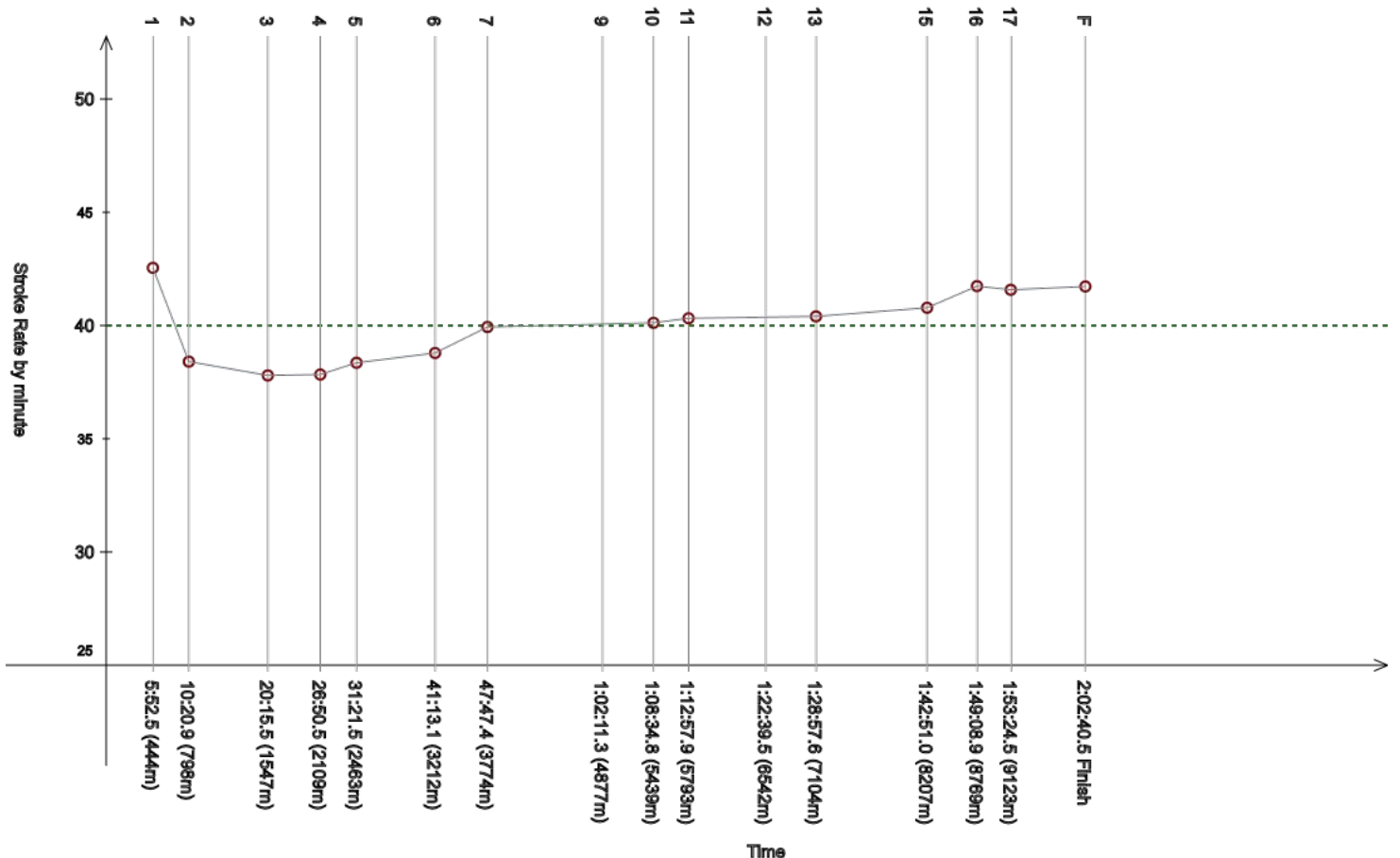
Official Timekeeping by OMEGA

Event 104  
29 JUN 2022 - 8:00

Women's 10km  
10km - femmes

### Race Analysis Analyse de course

Rank	Bib	Name	NAT Code					Finish Time	Gap							
8	222	BOY Lea	GER					2:02:40.5	+11.3							
Split	Time	Rank	Gap	SPM	Split	Time	Rank	Gap	SPM	Split	Time	Rank	Gap	SPM	SPM	STC
1	5:52.5	(3)	+4.0	42.6	2	10:20.9	(5)	+2.0	38.4	3	20:15.5	(3)	+3.4	37.8		
4	26:50.5	(5)	+3.0	37.8	5	31:21.5	(=3)	+1.2	38.4	6	41:13.1	(11)	+5.7	38.8		
7	47:47.4	(12)	+6.9	39.9	8	-	-	-	-	9	1:02:11.3	(4)	+3.1	-	40.0	4915
10	1:08:34.8	(6)	+4.4	40.1	11	1:12:57.9	(11)	+7.8	40.3	12	1:22:39.5	(6)	+7.4	-		
13	1:28:57.6	(3)	+3.9	40.4	14	-	-	-	-	15	1:42:51.0	(9)	+4.8	40.8		
16	1:49:08.9	(9)	+8.4	41.7	17	1:53:24.5	(7)	+7.4	41.6	F	2:02:40.5	(8)	+11.3	41.7		



Legend:			
+	Gap or time behind	-	Information not available
F	Finish	SPM	Average strokes per minute
---	Stroke Rate Average	STC	Total strokes

Official Timekeeping by OMEGA



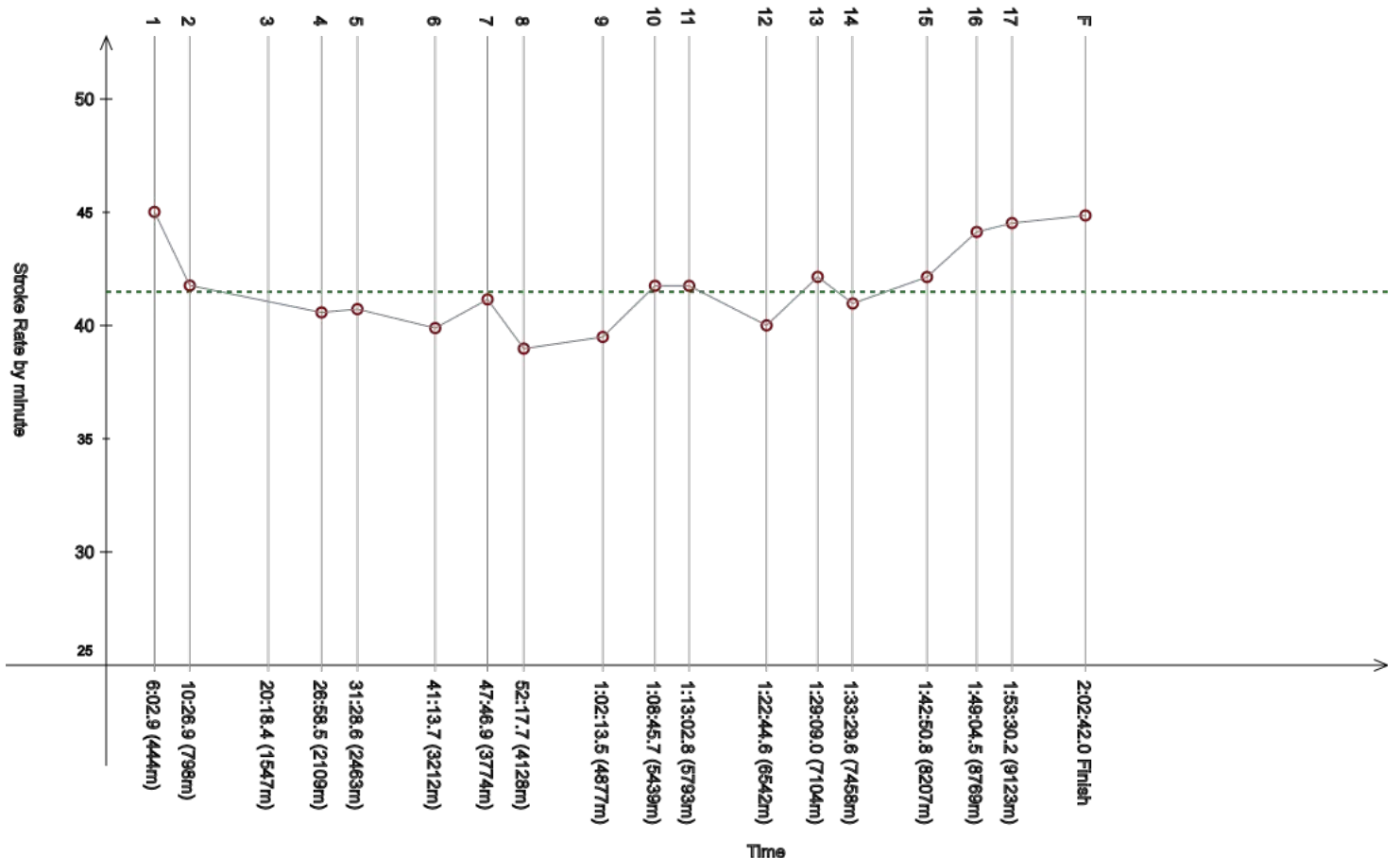
**Event 104**  
29 JUN 2022 - 8:00

**Women's 10km**  
10km - femmes

### Race Analysis

Analyse de course

Rank	Bib	Name	NAT Code					Finish Time	Gap							
9	224	JOHNSON Moesha	AUS					2:02:42.0	+12.8							
Split	Time	Rank	Gap	SPM	Split	Time	Rank	Gap	SPM	Split	Time	Rank	Gap	SPM	SPM	STC
1	6:02.9	(29)	+14.4	45.0	2	10:26.9	(=17)	+8.0	41.8	3	20:18.4	(11)	+6.3	-		
4	26:58.5	(23)	+11.0	40.6	5	31:28.6	(17)	+8.3	40.7	6	41:13.7	(13)	+6.3	39.9		
7	47:46.9	(11)	+6.4	41.2	8	52:17.7	(9)	+8.6	39.0	9	1:02:13.5	(10)	+5.3	39.5	41.5	5123
10	1:08:45.7	(19)	+15.3	41.8	11	1:13:02.8	(15)	+12.7	41.8	12	1:22:44.6	(=13)	+12.5	40.0		
13	1:29:09.0	(=16)	+15.3	42.2	14	1:33:29.6	(10)	+14.6	41.0	15	1:42:50.8	(6)	+4.6	42.1		
16	1:49:04.5	(5)	+4.0	44.1	17	1:53:30.2	(=11)	+13.1	44.5	F	2:02:42.0	(9)	+12.8	44.9		



<b>Legend:</b>	<b>+</b> Gap or time behind	<b>----</b> Stroke Rate Average	<b>F</b> Finish	<b>SPM</b> Average strokes per minute
<b>STC</b>	Total strokes			

Official Timekeeping by OMEGA

Event 104  
29 JUN 2022 - 8:00

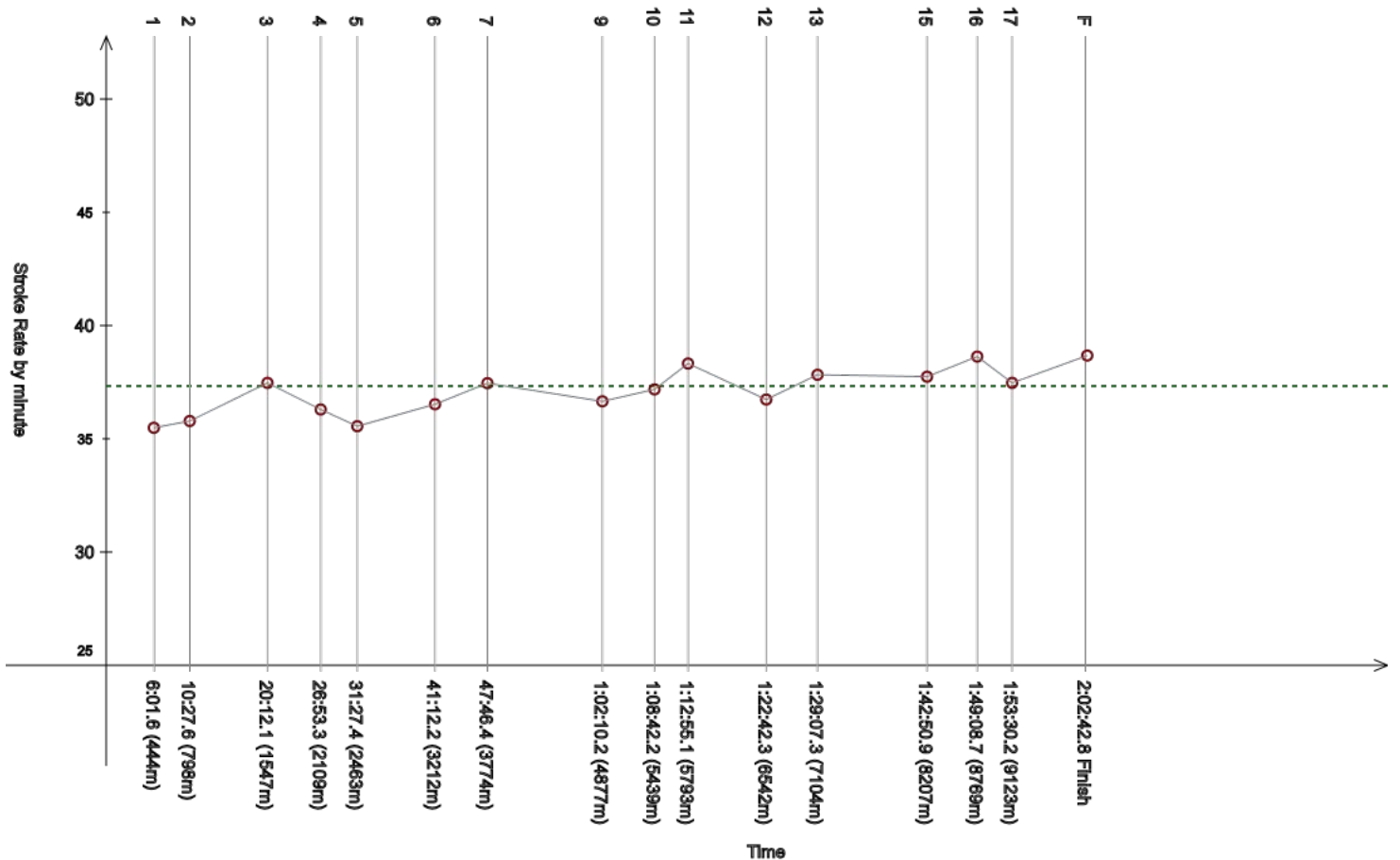
Women's 10km  
10km - femmes

### Race Analysis Analyse de course

Rank	Bib	Name	NAT Code	Finish Time	Gap
10	221	de VALDES ALVAREZ Maria	ESP	2:02:42.8	+13.6

Split	Time	Rank	Gap	SPM	Split	Time	Rank	Gap	SPM	Split	Time	Rank	Gap	SPM	SPM	STC
1	6:01.6	(26)	+13.1	35.5	2	10:27.6	(21)	+8.7	35.8	3	20:12.1	(1)		37.5		
4	26:53.3	(12)	+5.8	36.3	5	31:27.4	(16)	+7.1	35.6	6	41:12.2	(8)	+4.8	36.5		
7	47:46.4	(=8)	+5.9	37.5	8	-	-	-	-	9	1:02:10.2	(3)	+2.0	36.7	37.3	4596
10	1:08:42.2	(15)	+11.8	37.2	11 Y	1:12:55.1	(5)	+5.0	38.3	12	1:22:42.3	(10)	+10.2	36.7		
13	1:29:07.3	(15)	+13.6	37.8	14	-	-	-	-	15	1:42:50.9	(=7)	+4.7	37.7		
16	1:49:08.7	(8)	+8.2	38.6	17	1:53:30.2	(=11)	+13.1	37.5	F	2:02:42.8	(10)	+13.6	38.7		



Legend:					
+	Gap or time behind	-	Information not available	---	Stroke Rate Average
F	Finish	SPM	Average strokes per minute	STC	Total strokes
Y	Yellow flag				

Official Timekeeping by OMEGA

**Event 104**  
29 JUN 2022 - 8:00

**Women's 10km**  
10km - femmes

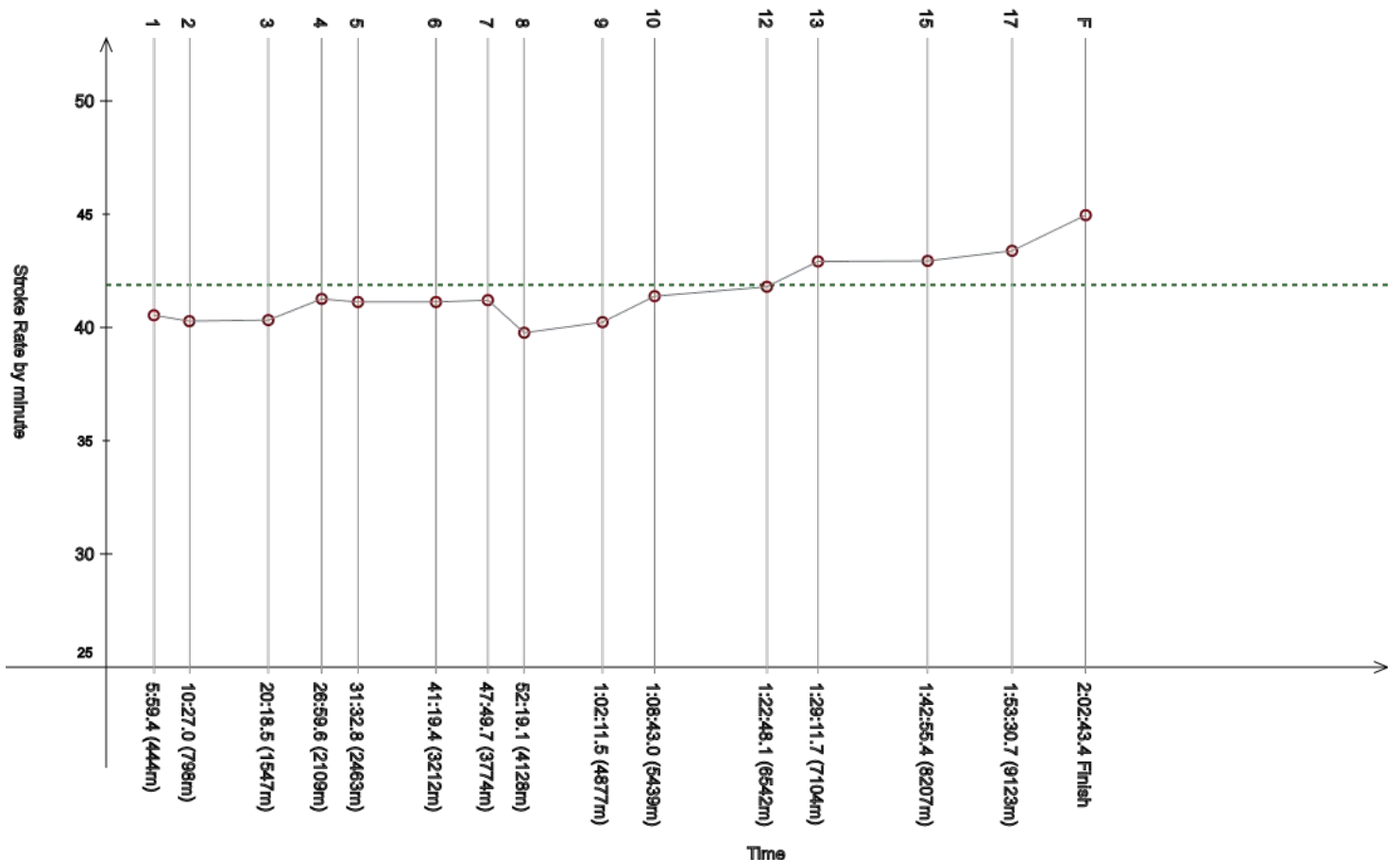
### Race Analysis

Analyse de course

Rank	Bib	Name	NAT Code	Finish Time	Gap
11	255	PERSE Spela	SLO	2:02:43.4	+14.2

Split	Time	Rank	Gap	SPM	Split	Time	Rank	Gap	SPM	Split	Time	Rank	Gap	SPM	SPM	STC
1	5:59.4	(15)	+10.9	40.5	2	10:27.0	(19)	+8.1	40.3	3	20:18.5	(12)	+6.4	40.3		
4	26:59.6	(28)	+12.1	41.3	5	31:32.8	(=25)	+12.5	41.1	6	41:19.4	(24)	+12.0	41.1		
7	47:49.7	(18)	+9.2	41.2	8	52:19.1	(11)	+10.0	39.8	9	1:02:11.5	(6)	+3.3	40.2	41.9	5151
10	1:08:43.0	(16)	+12.6	41.4	11	-	-	-	-	12	1:22:48.1	(19)	+16.0	41.8		
13	1:29:11.7	(19)	+18.0	42.9	14	-	-	-	-	15	1:42:55.4	(16)	+9.2	42.9		
16	-	-	-	-	17	1:53:30.7	(13)	+13.6	43.4	F	2:02:43.4	(11)	+14.2	45.0		



Legend:			
+	Gap or time behind	-	Information not available
F	Finish	SPM	Average strokes per minute
---	Stroke Rate Average	STC	Total strokes

Official Timekeeping by OMEGA

Event 104  
29 JUN 2022 - 8:00

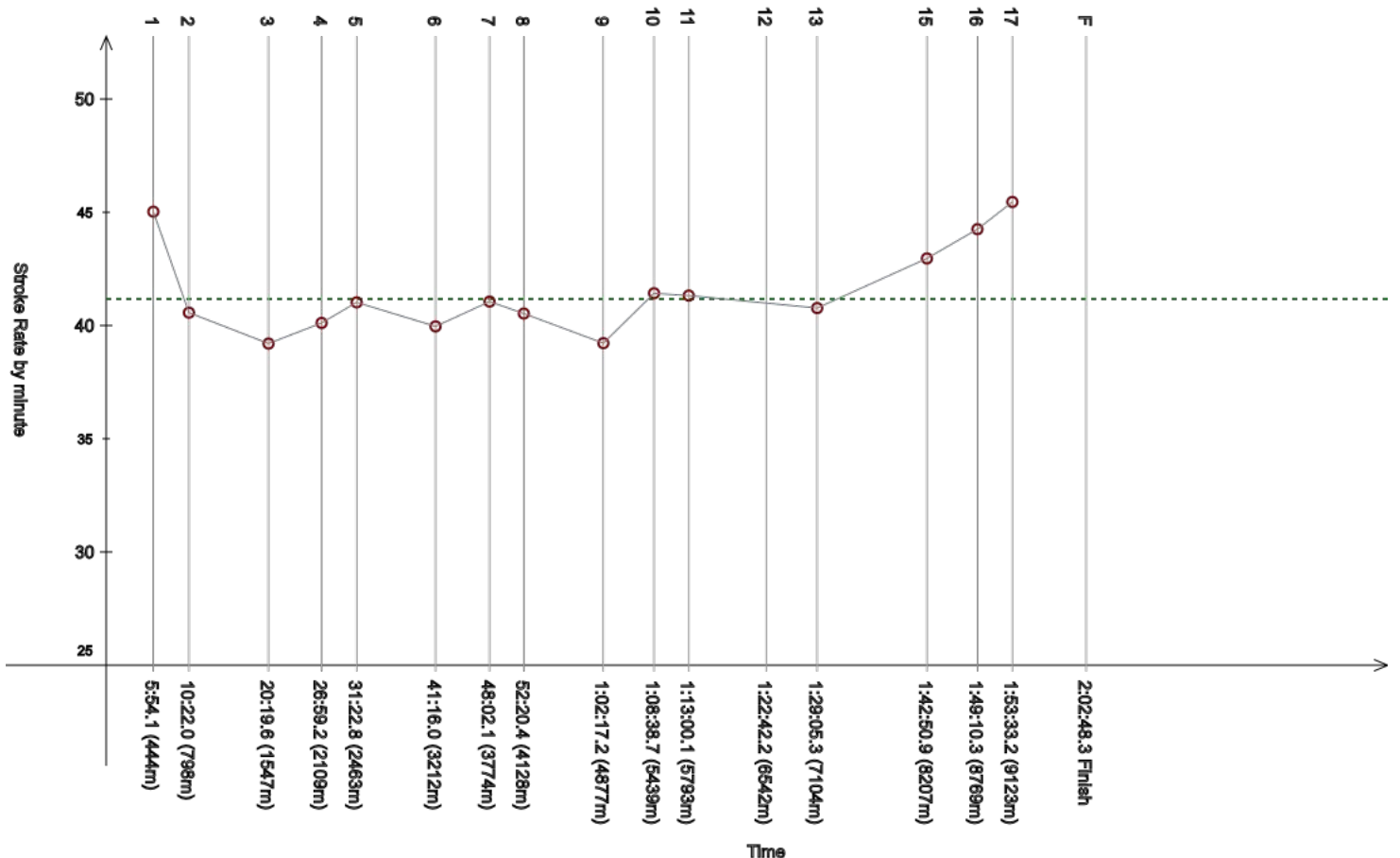
Women's 10km  
10km - femmes

### Race Analysis Analyse de course

Rank	Bib	Name	NAT Code	Finish Time	Gap
12	202	JORGE ROSA Mafalda	POR	2:02:48.3	+19.1

Split	Time	Rank	Gap	SPM	Split	Time	Rank	Gap	SPM	Split	Time	Rank	Gap	SPM	SPM	STC
1	5:54.1	(8)	+5.6	45.0	2	10:22.0	(8)	+3.1	40.6	3	20:19.6	(=16)	+7.5	39.2		
4	26:59.2	(25)	+11.7	40.1	5	31:22.8	(7)	+2.5	41.0	6	41:16.0	(15)	+8.6	40.0		
7	48:02.1	(34)	+21.6	41.1	8	52:20.4	(13)	+11.3	40.5	9	1:02:17.2	(23)	+9.0	39.2	41.2	4734
10	1:08:38.7	(9)	+8.3	41.4	11	1:13:00.1	(13)	+10.0	41.3	12	1:22:42.2	(9)	+10.1	-		
13	1:29:05.3	(13)	+11.6	40.8	14	-	-	-	-	15	1:42:50.9	(=7)	+4.7	43.0		
16	1:49:10.3	(10)	+9.8	44.3	17	1:53:33.2	(=15)	+16.1	45.5	F	2:02:48.3	(12)	+19.1	-		



Legend:					
+	Gap or time behind	-	Information not available	---	Stroke Rate Average
F	Finish	SPM	Average strokes per minute	STC	Total strokes

Official Timekeeping by OMEGA

Event 104  
29 JUN 2022 - 8:00

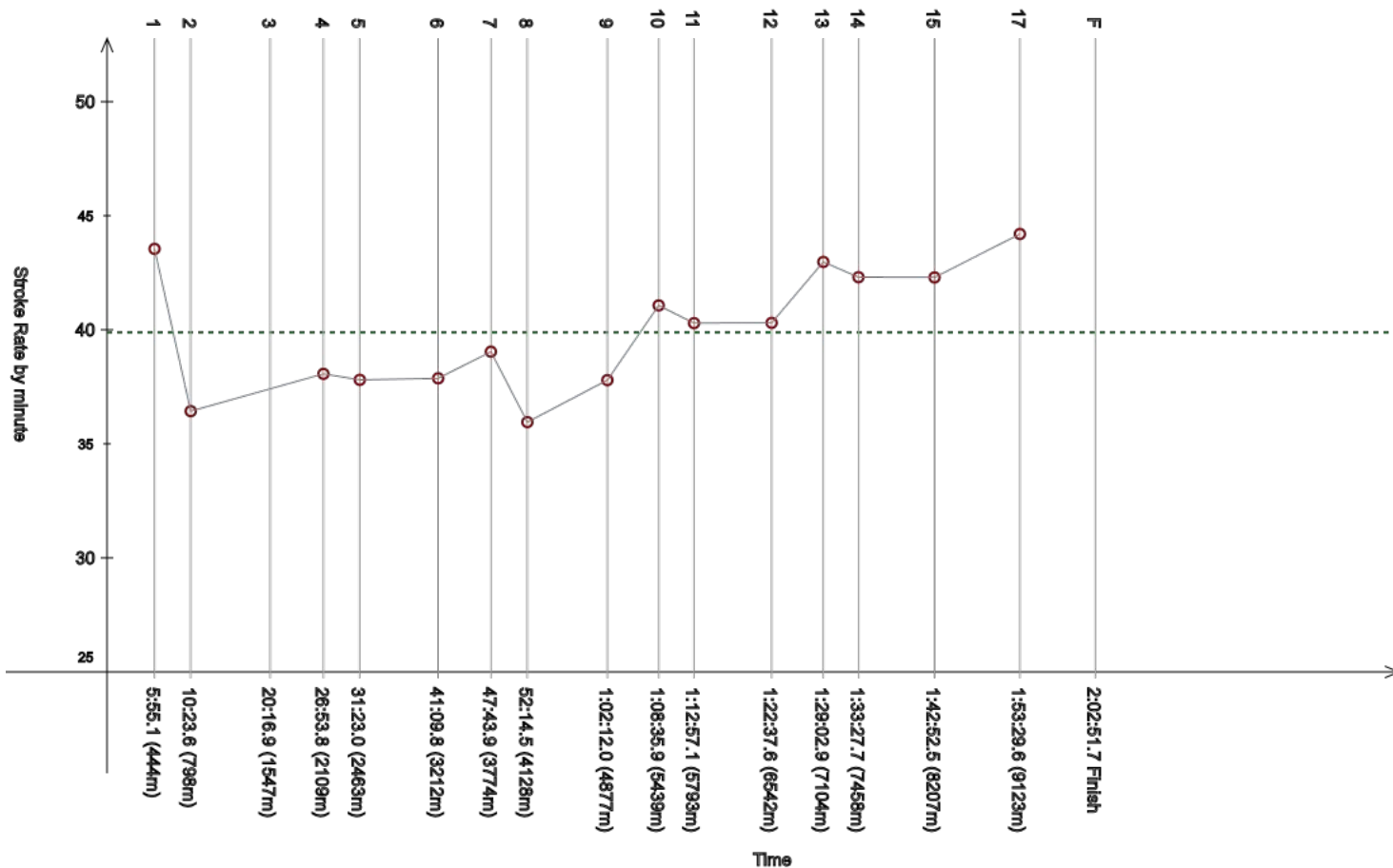
Women's 10km  
10km - femmes

### Race Analysis Analyse de course

Rank	Bib	Name	NAT Code	Finish Time	Gap
13	232	GUBECKA Chelsea	AUS	2:02:51.7	+22.5

Split	Time	Rank	Gap	SPM	Split	Time	Rank	Gap	SPM	Split	Time	Rank	Gap	SPM	SPM	STC
1	5:55.1	(10)	+6.6	43.6	2	10:23.6	(=10)	+4.7	36.4	3	20:16.9	(=5)	+4.8	-		
4	26:53.8	(13)	+6.3	38.1	5	31:23.0	(8)	+2.7	37.8	6	41:09.8	(3)	+2.4	37.9		
7	47:43.9	(=5)	+3.4	39.0	8	52:14.5	(7)	+5.4	36.0	9	1:02:12.0	(7)	+3.8	37.8	39.9	4546
10	1:08:35.9	(7)	+5.5	41.1	11	1:12:57.1	(=9)	+7.0	40.3	12	1:22:37.6	(5)	+5.5	40.3		
13	1:29:02.9	(8)	+9.2	43.0	14 Y	1:33:27.7	(9)	+12.7	42.3	15	1:42:52.5	(11)	+6.3	42.3		
16	-	-	-	-	17	1:53:29.6	(10)	+12.5	44.2	F	2:02:51.7	(13)	+22.5	-		



Legend:					
+	Gap or time behind	-	Information not available	---	Stroke Rate Average
F	Finish	SPM	Average strokes per minute	STC	Total strokes
Y	Yellow flag				

Official Timekeeping by OMEGA

Event 104  
29 JUN 2022 - 8:00

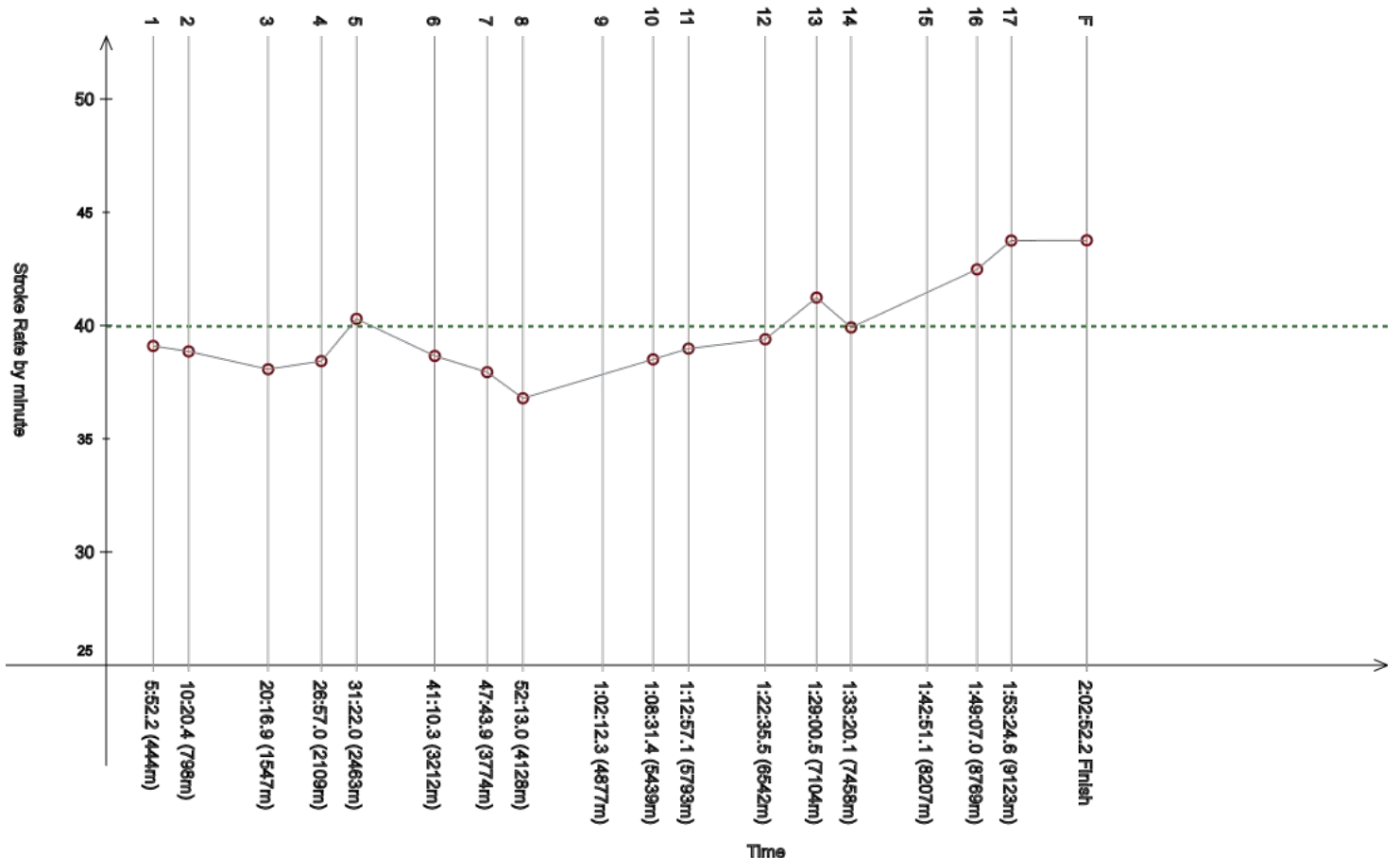
Women's 10km  
10km - femmes

### Race Analysis Analyse de course

Rank	Bib	Name	NAT Code	Finish Time	Gap
14	210	GABBRIELLESCHI Giulia	ITA	2:02:52.2	+23.0

Split	Time	Rank	Gap	SPM	Split	Time	Rank	Gap	SPM	Split	Time	Rank	Gap	SPM	SPM	STC
1	5:52.2	(2)	+3.7	39.1	2	10:20.4	(3)	+1.5	38.9	3	20:16.9	(=5)	+4.8	38.1		
4	26:57.0	(18)	+9.5	38.4	5	31:22.0	(5)	+1.7	40.3	6	41:10.3	(4)	+2.9	38.7		
7	47:43.9	(=5)	+3.4	37.9	8	52:13.0	(5)	+3.9	36.8	9	1:02:12.3	(8)	+4.1	-	40.0	4929
10	1:08:31.4	(2)	+1.0	38.5	11	1:12:57.1	(=9)	+7.0	39.0	12	1:22:35.5	(3)	+3.4	39.4		
13 Y	1:29:00.5	(4)	+6.8	41.2	14	1:33:20.1	(4)	+5.1	39.9	15	1:42:51.1	(10)	+4.9	-		
16	1:49:07.0	(7)	+6.5	42.5	17	1:53:24.6	(8)	+7.5	43.8	F	2:02:52.2	(14)	+23.0	43.8		



<b>Legend:</b>	+	Gap or time behind	----	Stroke Rate Average	F	Finish	SPM	Average strokes per minute
	STC	Total strokes	Y	Yellow flag				

Official Timekeeping by OMEGA

**Event 104**  
29 JUN 2022 - 8:00

**Women's 10km**  
10km - femmes

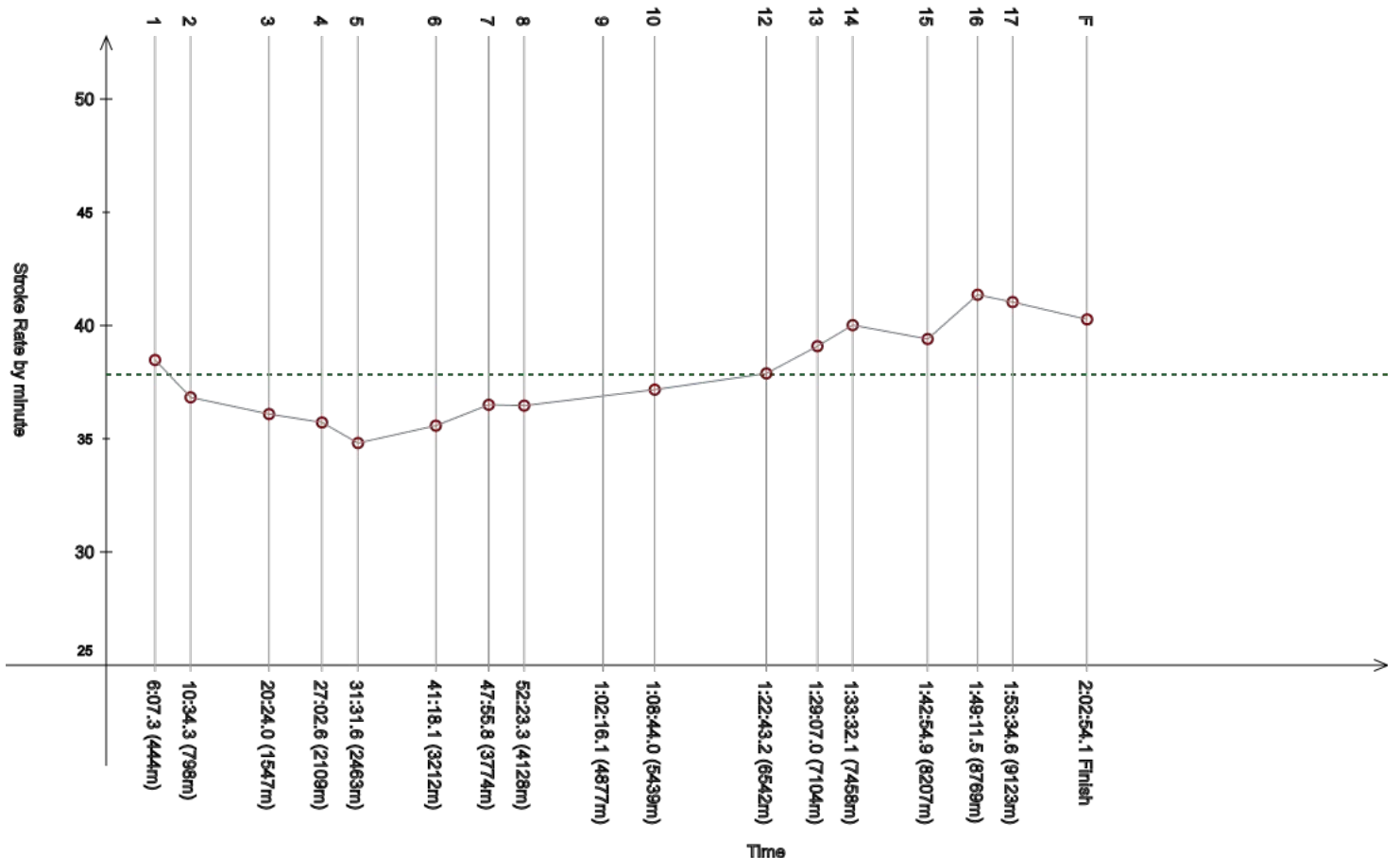
### Race Analysis

Analyse de course

Rank	Bib	Name	NAT Code	Finish Time	Gap
15	256	DENIGAN Mariah	USA	2:02:54.1	+24.9

Split	Time	Rank	Gap	SPM	Split	Time	Rank	Gap	SPM	Split	Time	Rank	Gap	SPM	SPM	STC
1	6:07.3	(36)	+18.8	38.5	2	10:34.3	(38)	+15.4	36.8	3	20:24.0	(31)	+11.9	36.1		
4	27:02.6	(37)	+15.1	35.7	5	31:31.6	(23)	+11.3	34.8	6	41:18.1	(22)	+10.7	35.6		
7	47:55.8	(26)	+15.3	36.5	8	52:23.3	(19)	+14.2	36.5	9	1:02:16.1	(=18)	+7.9	-	37.8	4657
10	1:08:44.0	(17)	+13.6	37.2	11	-	-	-	-	12	1:22:43.2	(12)	+11.1	37.9		
13	1:29:07.0	(14)	+13.3	39.1	14	1:33:32.1	(12)	+17.1	40.0	15	1:42:54.9	(15)	+8.7	39.4		
16	1:49:11.5	(12)	+11.0	41.4	17	1:53:34.6	(18)	+17.5	41.0	F	2:02:54.1	(15)	+24.9	40.3		



Legend:					
+	Gap or time behind	-	Information not available	---	Stroke Rate Average
F	Finish	SPM	Average strokes per minute	STC	Total strokes

Official Timekeeping by OMEGA

Event 104  
29 JUN 2022 - 8:00

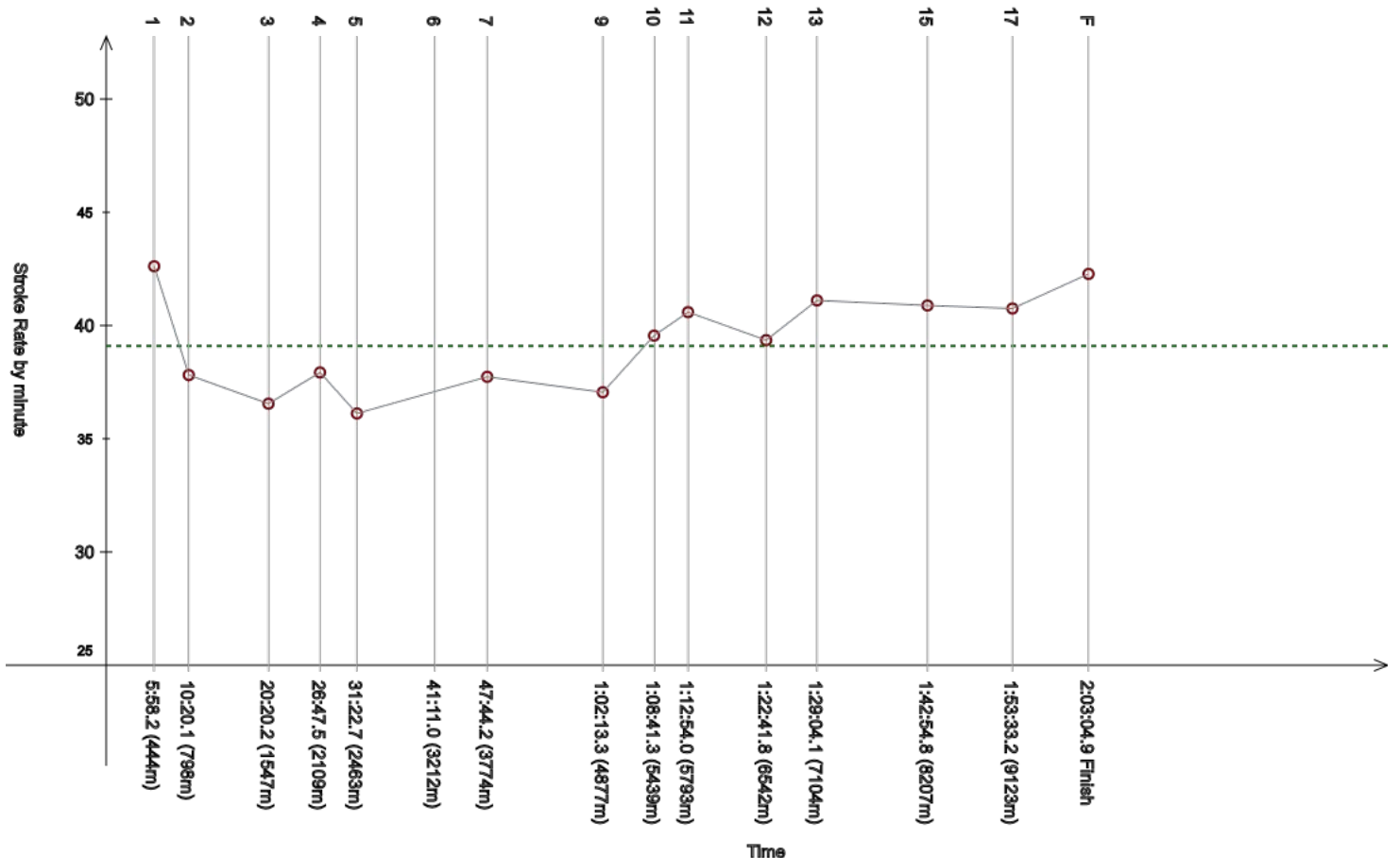
Women's 10km  
10km - femmes

### Race Analysis Analyse de course

Rank	Bib	Name	NAT Code	Finish Time	Gap
16	211	EICHELBERGER JUNGBLUT Viviane	BRA	2:03:04.9	+35.7

Split	Time	Rank	Gap	SPM	Split	Time	Rank	Gap	SPM	Split	Time	Rank	Gap	SPM	SPM	STC
1	5:58.2	(14)	+9.7	42.6	2	10:20.1	(2)	+1.2	37.8	3	20:20.2	(18)	+8.1	36.6		
4	26:47.5	(1)		37.9	5	31:22.7	(6)	+2.4	36.1	6	41:11.0	(5)	+3.6	-		
7	47:44.2	(7)	+3.7	37.7	8	-	-	-	-	9	1:02:13.3	(9)	+5.1	37.1	39.1	4806
10	1:08:41.3	(14)	+10.9	39.6	11	1:12:54.0	(3)	+3.9	40.6	12	1:22:41.8	(8)	+9.7	39.4		
13	1:29:04.1	(10)	+10.4	41.1	14	-	-	-	-	15	1:42:54.8	(14)	+8.6	40.9		
16	-	-	-	-	17	1:53:33.2	(=15)	+16.1	40.8	F	2:03:04.9	(16)	+35.7	42.3		



Legend:					
+	Gap or time behind	-	Information not available	---	Stroke Rate Average
F	Finish	SPM	Average strokes per minute	STC	Total strokes

Official Timekeeping by OMEGA



Event 104  
29 JUN 2022 - 8:00

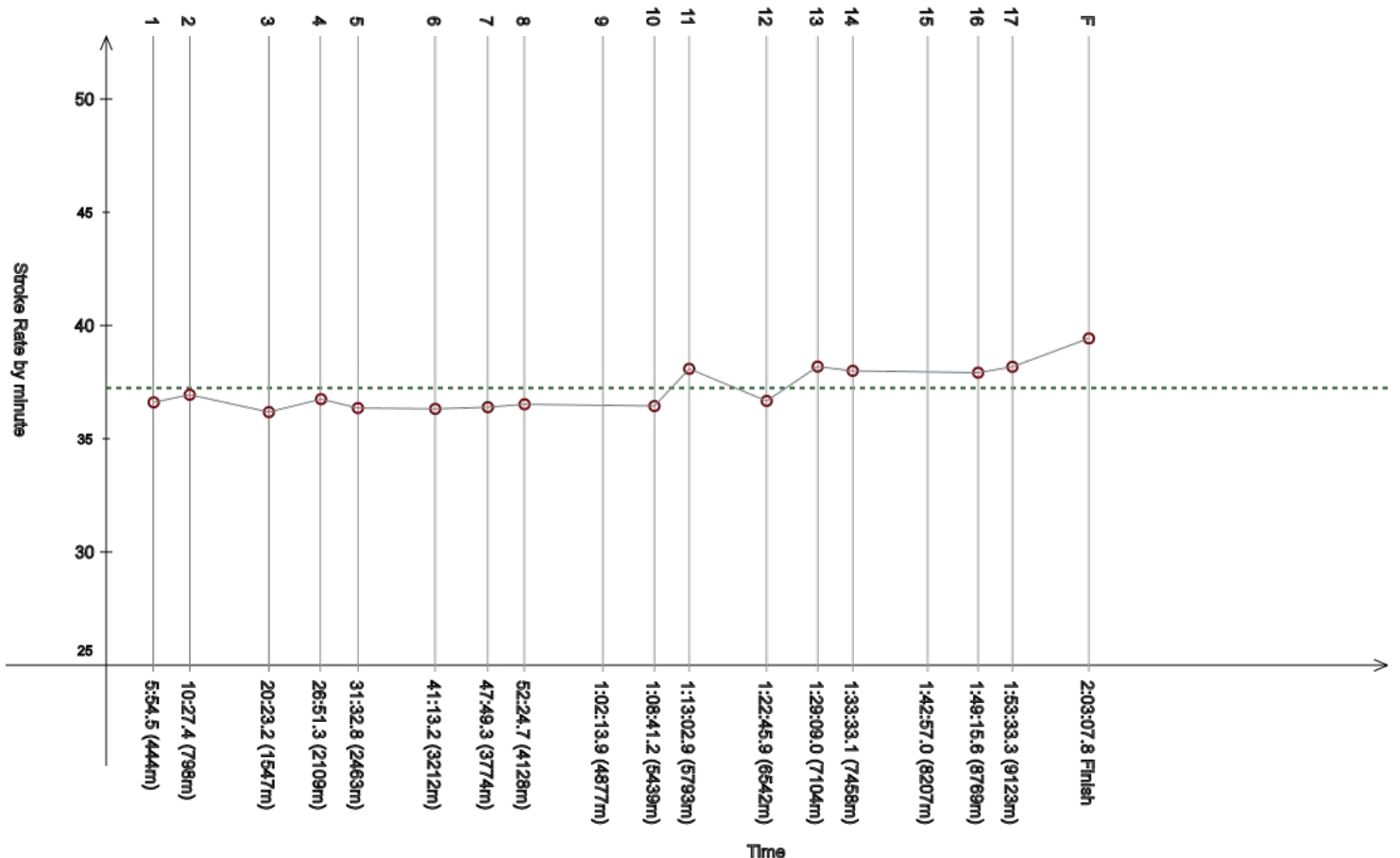
Women's 10km  
10km - femmes

### Race Analysis Analyse de course

Rank	Bib	Name	NAT Code	Finish Time	Gap
17	208	BALOGH Vivien	HUN	2:03:07.8	+38.6

Split	Time	Rank	Gap	SPM	Split	Time	Rank	Gap	SPM	Split	Time	Rank	Gap	SPM	SPM	STC
1	5:54.5	(9)	+6.0	36.6	2	10:27.4	(20)	+8.5	36.9	3	20:23.2	(27)	+11.1	36.2		
4	26:51.3	(6)	+3.8	36.8	5	31:32.8	(=25)	+12.5	36.4	6	41:13.2	(12)	+5.8	36.3		
7	47:49.3	(16)	+8.8	36.4	8	52:24.7	(24)	+15.6	36.5	9	1:02:13.9	(11)	+5.7	-	37.2	4624
10	1:08:41.2	(13)	+10.8	36.4	11	1:13:02.9	(16)	+12.8	38.1	12	1:22:45.9	(16)	+13.8	36.7		
13	1:29:09.0	(=16)	+15.3	38.2	14	1:33:33.1	(14)	+18.1	38.0	15	1:42:57.0	(18)	+10.8	-		
16	1:49:15.6	(=13)	+15.1	37.9	17	1:53:33.3	(17)	+16.2	38.2	F	2:03:07.8	(17)	+38.6	39.4		



<b>Legend:</b>	<b>+</b> Gap or time behind	<b>----</b> Stroke Rate Average	<b>F</b> Finish	<b>SPM</b> Average strokes per minute
<b>STC</b>	Total strokes			

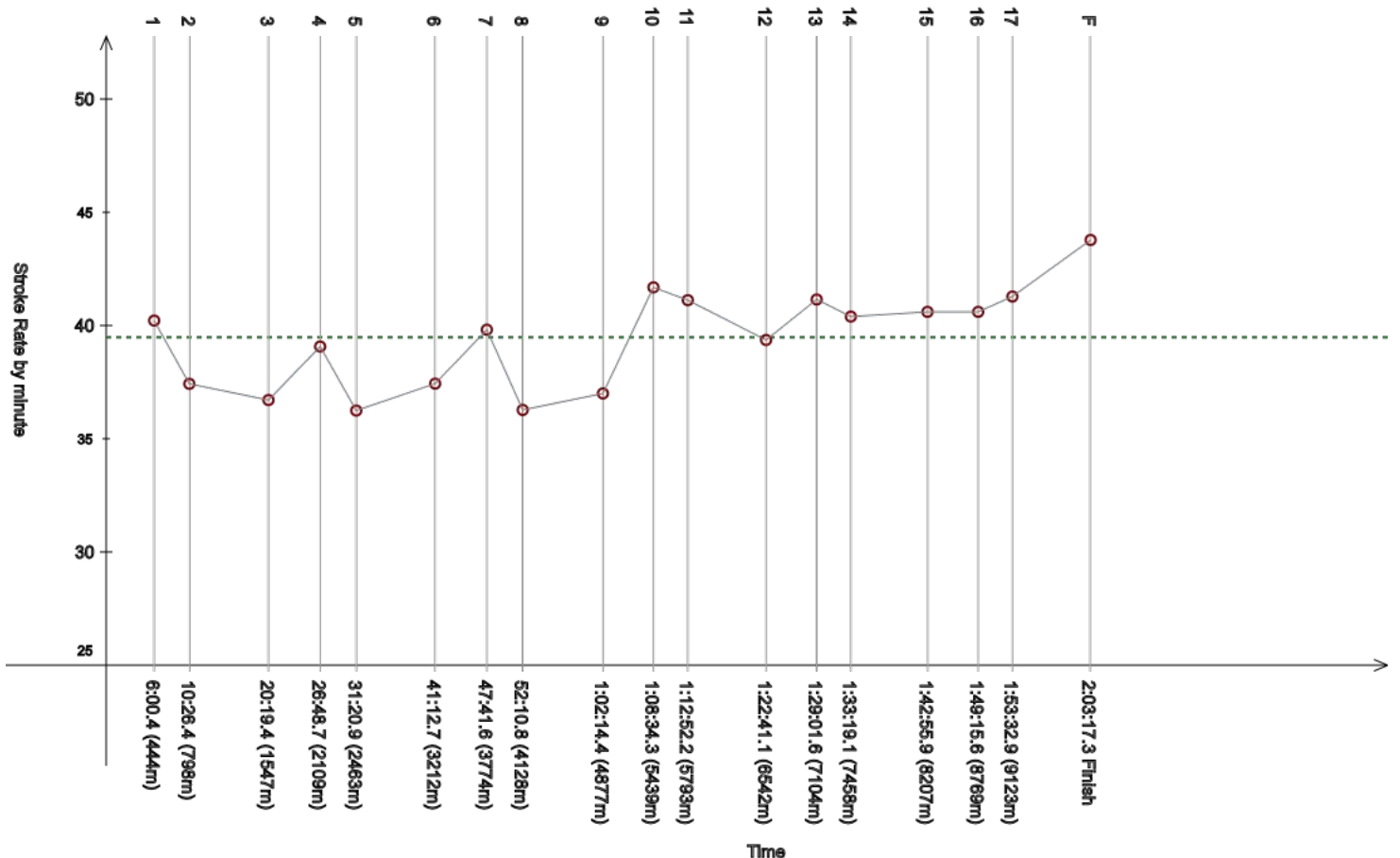
Official Timekeeping by OMEGA

Event 104  
29 JUN 2022 - 8:00

Women's 10km  
10km - femmes

### Race Analysis Analyse de course

Rank	Bib	Name	NAT Code					Finish Time	Gap							
18	261	BRUNI Rachele	ITA					2:03:17.3	+48.1							
Split	Time	Rank	Gap	SPM	Split	Time	Rank	Gap	SPM	Split	Time	Rank	Gap	SPM	SPM	STC
1	6:00.4	(20)	+11.9	40.2	2	10:26.4	(=14)	+7.5	37.4	3	20:19.4	(14)	+7.3	36.7		
4	26:48.7	(=3)	+1.2	39.1	5	31:20.9	(2)	+0.6	36.2	6	41:12.7	(9)	+5.3	37.4		
7	47:41.6	(2)	+1.1	39.8	8	52:10.8	(2)	+1.7	36.3	9	1:02:14.4	(=14)	+6.2	37.0	39.5	4866
10	1:08:34.3	(5)	+3.9	41.7	11	1:12:52.2	(2)	+2.1	41.1	12	1:22:41.1	(7)	+9.0	39.4		
13	1:29:01.6	(6)	+7.9	41.2	14	1:33:19.1	(3)	+4.1	40.4	15	1:42:55.9	(17)	+9.7	40.6		
16	1:49:15.6	(=13)	+15.1	40.6	17	1:53:32.9	(14)	+15.8	41.3	F	2:03:17.3	(18)	+48.1	43.8		



<b>Legend:</b>	+	Gap or time behind	----	Stroke Rate Average	F	Finish	SPM	Average strokes per minute
	STC	Total strokes						

Official Timekeeping by OMEGA

**Event 104**  
29 JUN 2022 - 8:00

**Women's 10km**  
10km - femmes

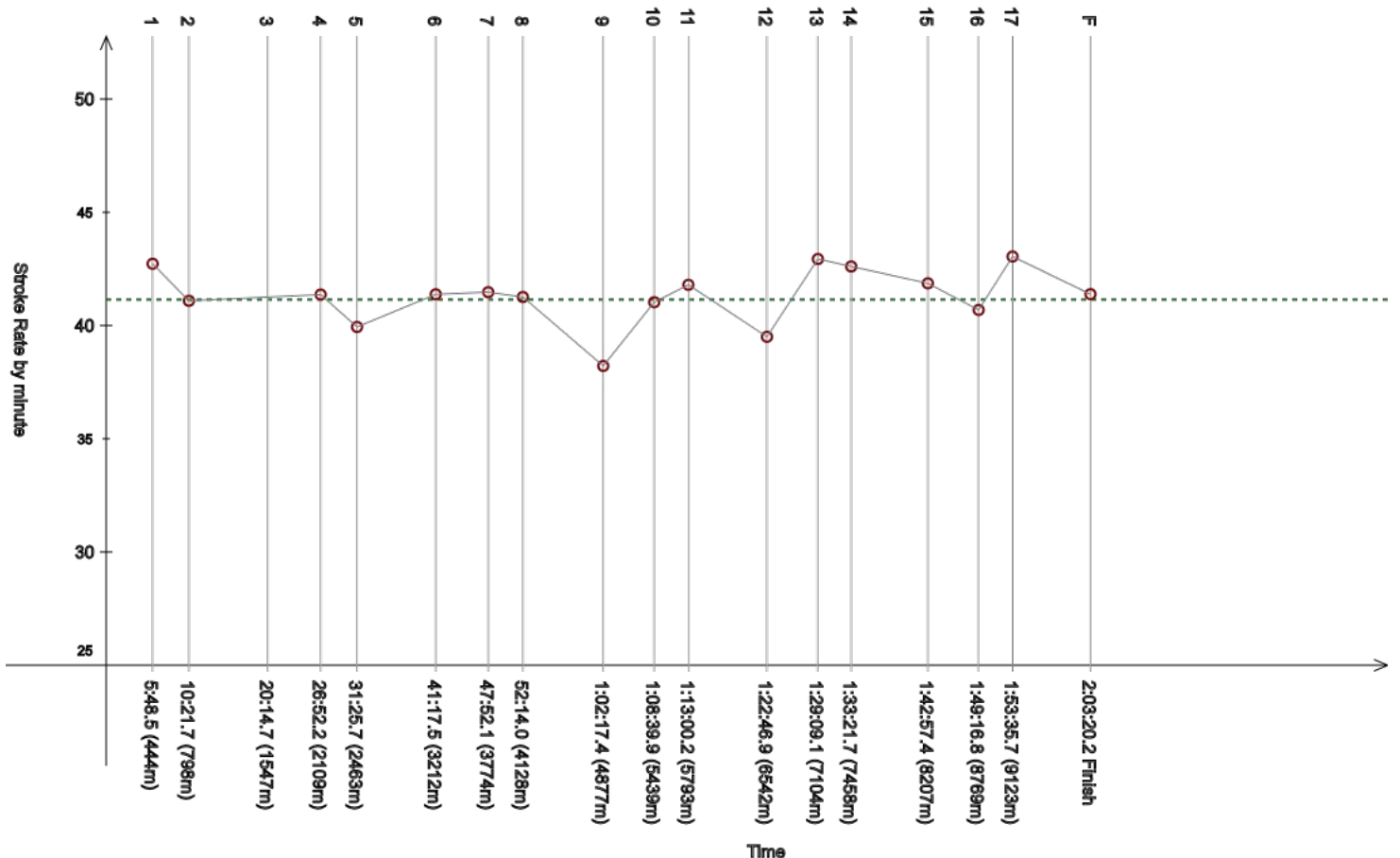
### Race Analysis

Analyse de course

Rank	Bib	Name	NAT Code	Finish Time	Gap
19	203	FABIAN Eva	ISR	2:03:20.2	+51.0

Split	Time	Rank	Gap	SPM	Split	Time	Rank	Gap	SPM	Split	Time	Rank	Gap	SPM	SPM	STC
1	5:48.5	(1)		42.7	2	10:21.7	(6)	+2.8	41.1	3	20:14.7	(2)	+2.6	-		
4	26:52.2	(8)	+4.7	41.4	5	31:25.7	(12)	+5.4	39.9	6	41:17.5	(19)	+10.1	41.4		
7	47:52.1	(20)	+11.6	41.5	8	52:14.0	(6)	+4.9	41.3	9	1:02:17.4	(24)	+9.2	38.2	41.1	5140
10	1:08:39.9	(10)	+9.5	41.0	11	1:13:00.2	(14)	+10.1	41.8	12	1:22:46.9	(18)	+14.8	39.5		
13	1:29:09.1	(18)	+15.4	42.9	14	1:33:21.7	(=5)	+6.7	42.6	15	1:42:57.4	(19)	+11.2	41.9		
16	1:49:16.8	(15)	+16.3	40.7	17	1:53:35.7	(19)	+18.6	43.0	F	2:03:20.2	(19)	+51.0	41.4		



<b>Legend:</b>	<b>+</b> Gap or time behind	<b>----</b> Stroke Rate Average	<b>F</b> Finish	<b>SPM</b> Average strokes per minute
<b>STC</b>	Total strokes			

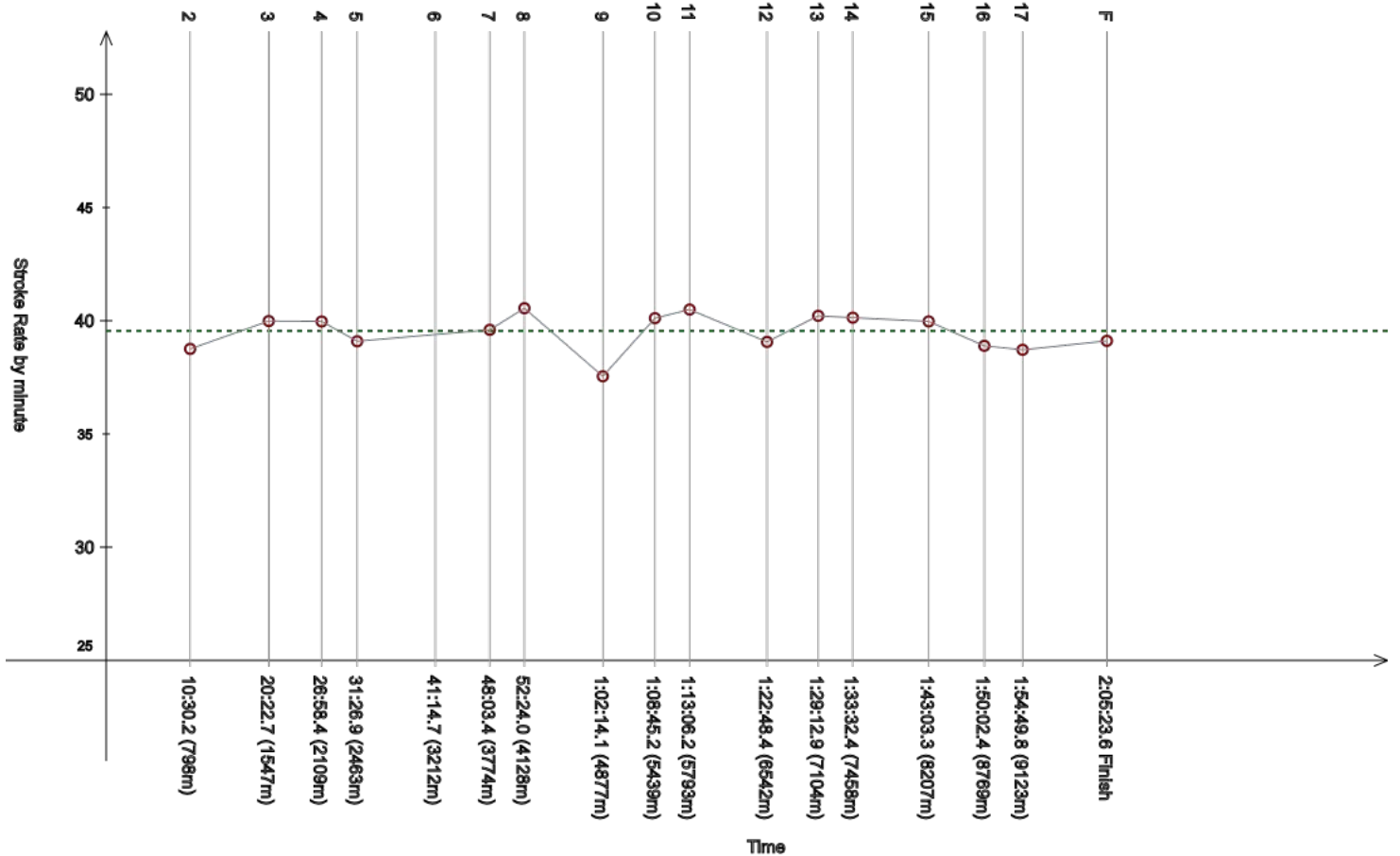
Official Timekeeping by OMEGA

Event 104  
29 JUN 2022 - 8:00

Women's 10km  
10km - femmes

### Race Analysis Analyse de course

Rank	Bib	Name	NAT Code					Finish Time					Gap			
20	216	SUN Jiake	CHN					2:05:23.6					+2:54.4			
Split	Time	Rank	Gap	SPM	Split	Time	Rank	Gap	SPM	Split	Time	Rank	Gap	SPM	SPM	STC
1	-	-	-	-	2	10:30.2	(28)	+11.3	38.8	3	20:22.7	(26)	+10.6	40.0		
4	26:58.4	(=21)	+10.9	40.0	5	31:26.9	(=14)	+6.6	39.1	6	41:14.7	(14)	+7.3	-		
7	48:03.4	(35)	+22.9	39.6	8	52:24.0	(=20)	+14.9	40.6	9	1:02:14.1	(12)	+5.9	37.5	39.5	4963
10	1:08:45.2	(18)	+14.8	40.1	11	1:13:06.2	(18)	+16.1	40.5	12	1:22:48.4	(20)	+16.3	39.1		
13	1:29:12.9	(21)	+19.2	40.2	14	1:33:32.4	(13)	+17.4	40.1	15	1:43:03.3	(20)	+17.1	40.0		
16	1:50:02.4	(16)	++	38.9	17	1:54:49.8	(20)	++	38.7	F	2:05:23.6	(20)	++	39.1		



Legend:			
+	Gap or time behind	++	One minute or more behind in split time
-	Information not available	----	Stroke Rate Average
F	Finish	SPM	Average strokes per minute
STC	Total strokes		

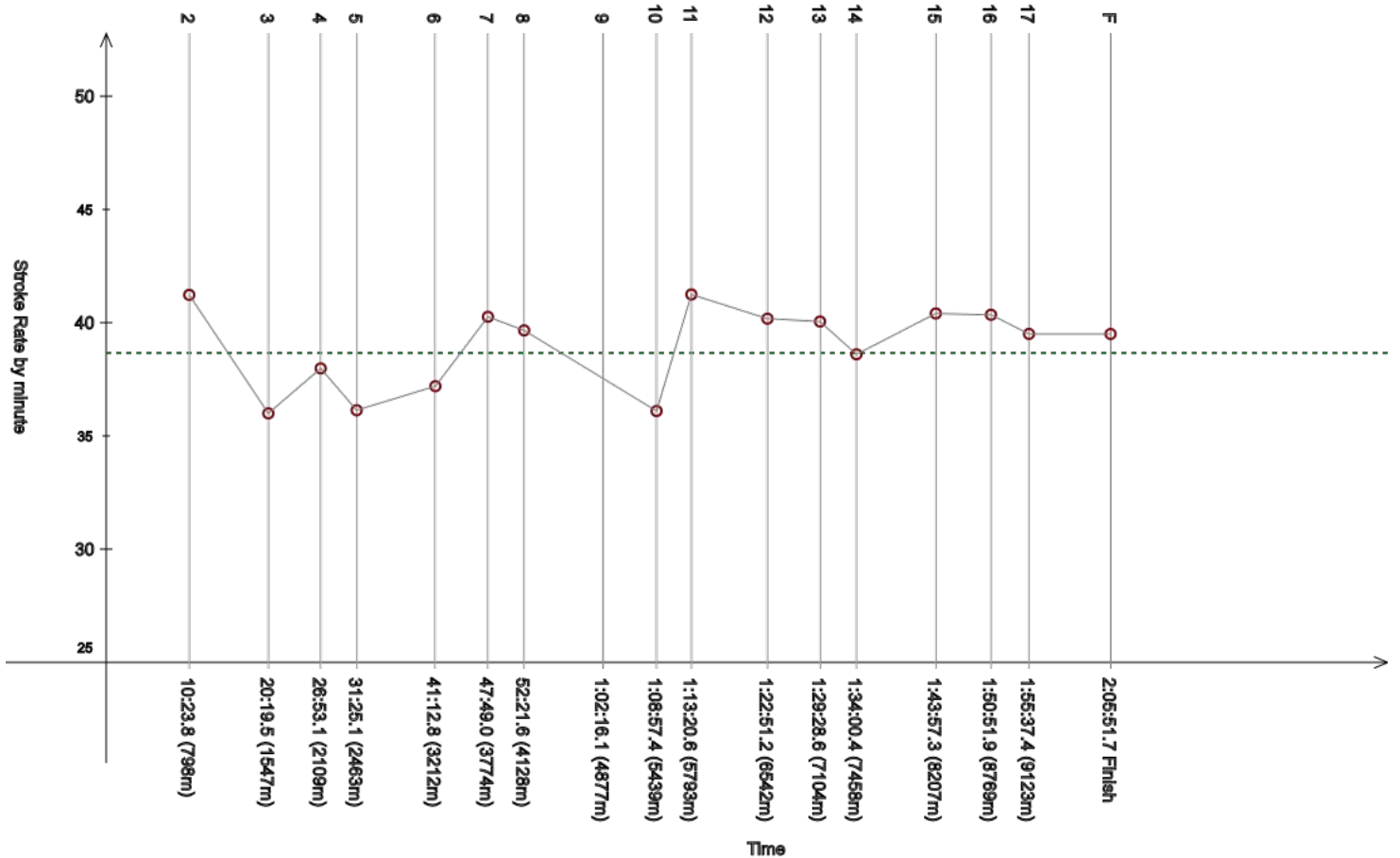
Official Timekeeping by OMEGA

Event 104  
29 JUN 2022 - 8:00

Women's 10km  
10km - femmes

### Race Analysis Analyse de course

Rank	Bib	Name	NAT Code					Finish Time	Gap							
21	252	EBINA Airi	JPN					2:05:51.7	+3:22.5							
Split	Time	Rank	Gap	SPM	Split	Time	Rank	Gap	SPM	Split	Time	Rank	Gap	SPM	SPM	STC
1	-	-	-	-	2	10:23.8	(=12)	+4.9	41.2	3	20:19.5	(15)	+7.4	36.0		
4	26:53.1	(10)	+5.6	38.0	5	31:25.1	(11)	+4.8	36.1	6	41:12.8	(10)	+5.4	37.2		
7	47:49.0	(15)	+8.5	40.3	8	52:21.6	(14)	+12.5	39.7	9	1:02:16.1	(=18)	+7.9	-	38.7	4883
10	1:08:57.4	(26)	+27.0	36.1	11	1:13:20.6	(21)	+30.5	41.2	12	1:22:51.2	(23)	+19.1	40.2		
13	1:29:28.6	(24)	+34.9	40.1	14	1:34:00.4	(16)	+45.4	38.6	15	1:43:57.3	(22)	++	40.4		
16	1:50:51.9	(18)	++	40.4	17	1:55:37.4	(22)	++	39.5	F	2:05:51.7	(21)	++	39.5		



Legend:			
+	Gap or time behind	++	One minute or more behind in split time
-	Information not available	----	Stroke Rate Average
F	Finish	SPM	Average strokes per minute
STC	Total strokes		

Official Timekeeping by OMEGA

Event 104  
29 JUN 2022 - 8:00

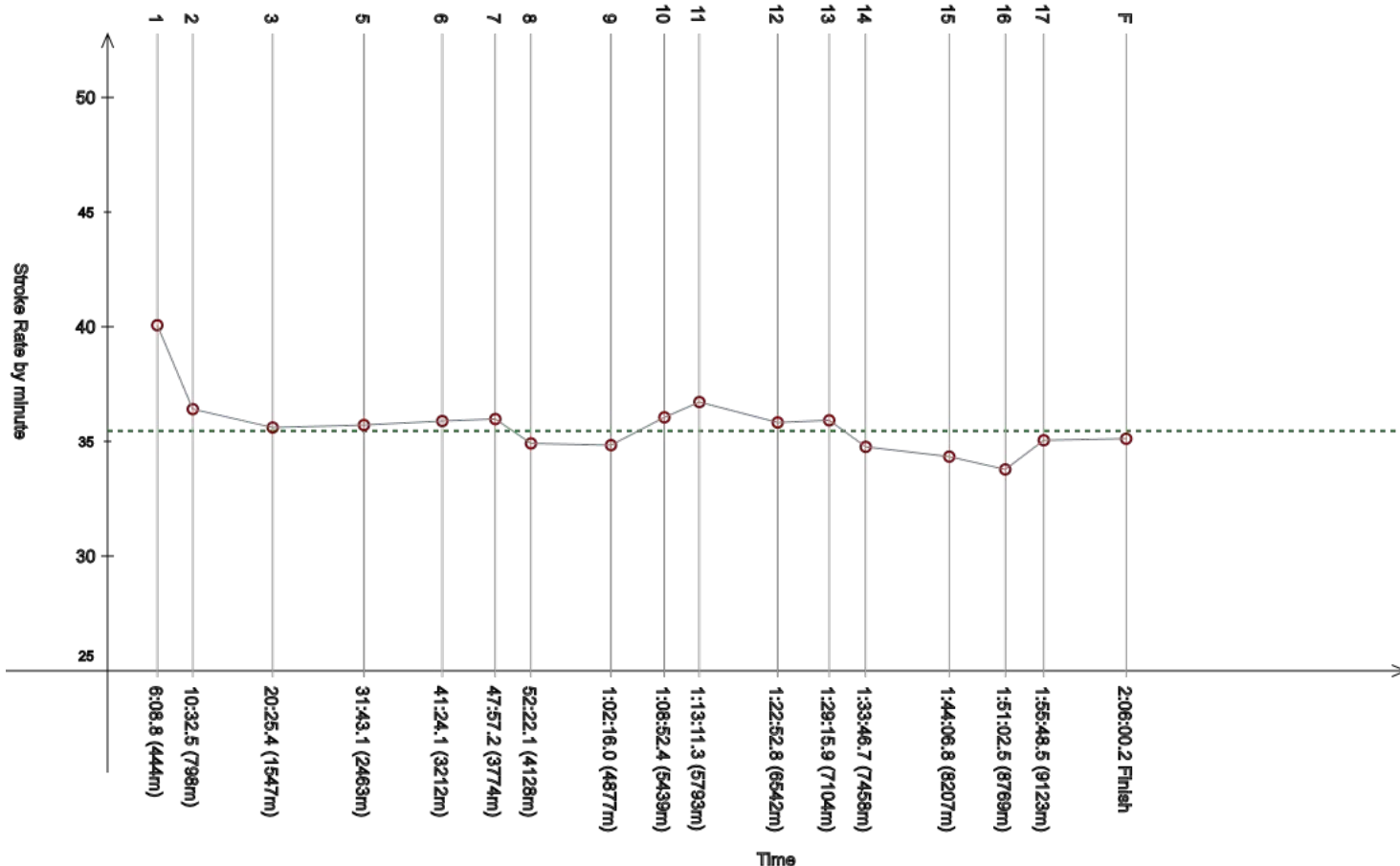
Women's 10km  
10km - femmes

### Race Analysis Analyse de course

Rank	Bib	Name	NAT Code	Finish Time	Gap
22	248	de JAGER Amica	RSA	2:06:00.2	+3:31.0

Split	Time	Rank	Gap	SPM	Split	Time	Rank	Gap	SPM	Split	Time	Rank	Gap	SPM	SPM	STC
1	6:08.8	(41)	+20.3	40.1	2	10:32.5	(33)	+13.6	36.4	3	20:25.4	(35)	+13.3	35.6		
4	-	-	-	-	5	31:43.1	(43)	+22.8	35.7	6	41:24.1	(33)	+16.7	35.9		
7	47:57.2	(27)	+16.7	36.0	8	52:22.1	(15)	+13.0	34.9	9	1:02:16.0	(17)	+7.8	34.8	35.5	4482
10	1:08:52.4	(22)	+22.0	36.1	11	1:13:11.3	(20)	+21.2	36.7	12	1:22:52.8	(24)	+20.7	35.8		
13	1:29:15.9	(22)	+22.2	35.9	14	1:33:46.7	(15)	+31.7	34.8	15	1:44:06.8	(23)	++	34.3		
16	1:51:02.5	(20)	++	33.8	17	1:55:48.5	(23)	++	35.1	F	2:06:00.2	(22)	++	35.1		



Legend:			
+	Gap or time behind	++	One minute or more behind in split time
-	Information not available	----	Stroke Rate Average
F	Finish	SPM	Average strokes per minute
STC	Total strokes		

Official Timekeeping by OMEGA

Event 104  
29 JUN 2022 - 8:00

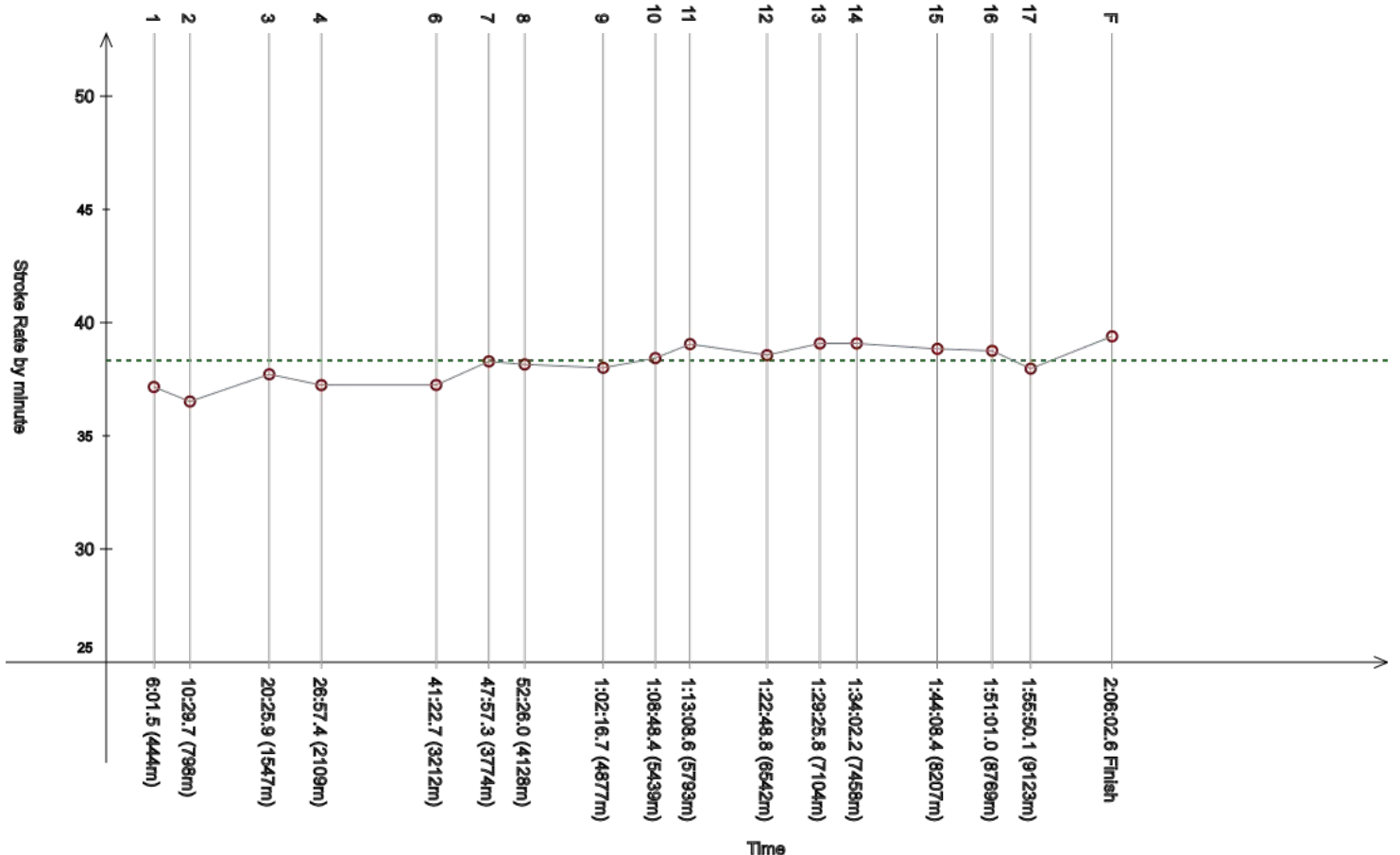
Women's 10km  
10km - femmes

### Race Analysis Analyse de course

Rank	Bib	Name	NAT Code	Finish Time	Gap
23	205	GIORDANINO Candela	ARG	2:06:02.6	+3:33.4

Split	Time	Rank	Gap	SPM	Split	Time	Rank	Gap	SPM	Split	Time	Rank	Gap	SPM	SPM	STC
1	6:01.5	(25)	+13.0	37.2	2	10:29.7	(26)	+10.8	36.5	3	20:25.9	(37)	+13.8	37.7		
4	26:57.4	(19)	+9.9	37.2	5	-	-	-	-	6	41:22.7	(=27)	+15.3	37.2		
7	47:57.3	(28)	+16.8	38.3	8	52:26.0	(26)	+16.9	38.2	9	1:02:16.7	(21)	+8.5	38.0	38.3	4839
10	1:08:48.4	(21)	+18.0	38.4	11	1:13:08.6	(19)	+18.5	39.1	12	1:22:48.8	(21)	+16.7	38.6		
13	1:29:25.8	(23)	+32.1	39.1	14	1:34:02.2	(17)	+47.2	39.1	15	1:44:08.4	(24)	++	38.8		
16	1:51:01.0	(19)	++	38.8	17	1:55:50.1	(24)	++	38.0	F	2:06:02.6	(23)	++	39.4		



Legend:			
+	Gap or time behind	++	One minute or more behind in split time
-	Information not available	----	Stroke Rate Average
F	Finish	SPM	Average strokes per minute
STC	Total strokes		

Official Timekeeping by OMEGA

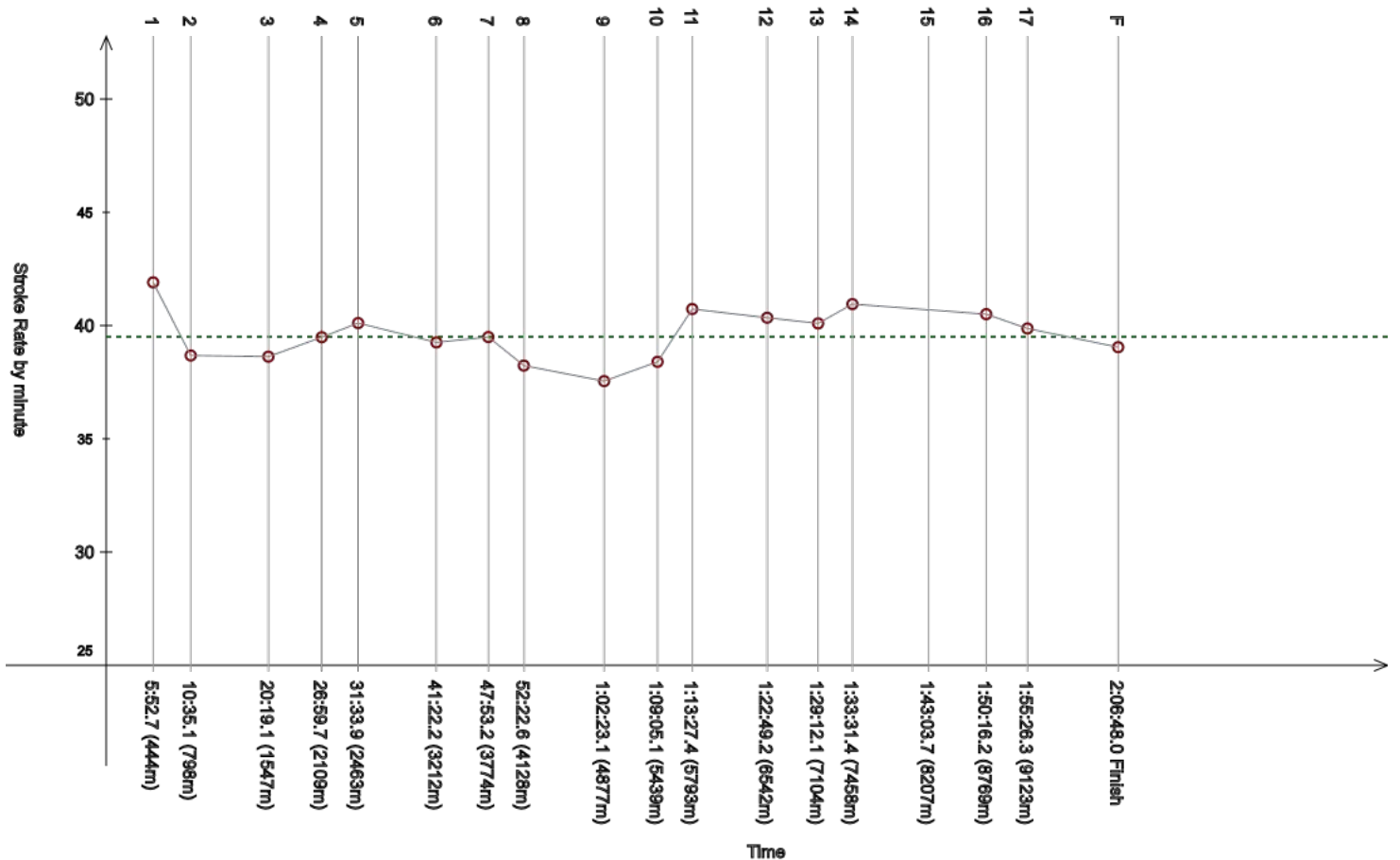
**Event 104**  
29 JUN 2022 - 8:00

**Women's 10km**  
10km - femmes

### Race Analysis

Analyse de course

Rank	Bib	Name	NAT Code					Finish Time	Gap						
24	206	XIN Xin	CHN					2:06:48.0	+4:18.8						
Split	Time	Rank	Gap	SPM	Split	Time	Rank	Gap	SPM	Split	Time	Rank	Gap	SPM	STC
1	5:52.7	(4)	+4.2	41.9	2	10:35.1	(39)	+16.2	38.7	3	20:19.1	(13)	+7.0	38.6	
4	26:59.7	(=29)	+12.2	39.5	5	31:33.9	(29)	+13.6	40.1	6	41:22.2	(26)	+14.8	39.3	
7	47:53.2	(23)	+12.7	39.5	8	52:22.6	(=16)	+13.5	38.2	9	1:02:23.1	(34)	+14.9	37.5	39.5
10	1:09:05.1	(34)	+34.7	38.4	11	1:13:27.4	(=24)	+37.3	40.7	12	1:22:49.2	(22)	+17.1	40.3	5022
13	1:29:12.1	(20)	+18.4	40.1	14	1:33:31.4	(11)	+16.4	41.0	15	1:43:03.7	(21)	+17.5	-	
16	1:50:16.2	(17)	++	40.5	17	1:55:26.3	(21)	++	39.9	F	2:06:48.0	(24)	++	39.0	



<b>Legend:</b>	<b>+</b> Gap or time behind	<b>++</b> One minute or more behind in split time	<b>- - -</b> Stroke Rate Average
<b>F</b> Finish	<b>SPM</b> Average strokes per minute	<b>STC</b> Total strokes	

Official Timekeeping by OMEGA



Event 104  
29 JUN 2022 - 8:00

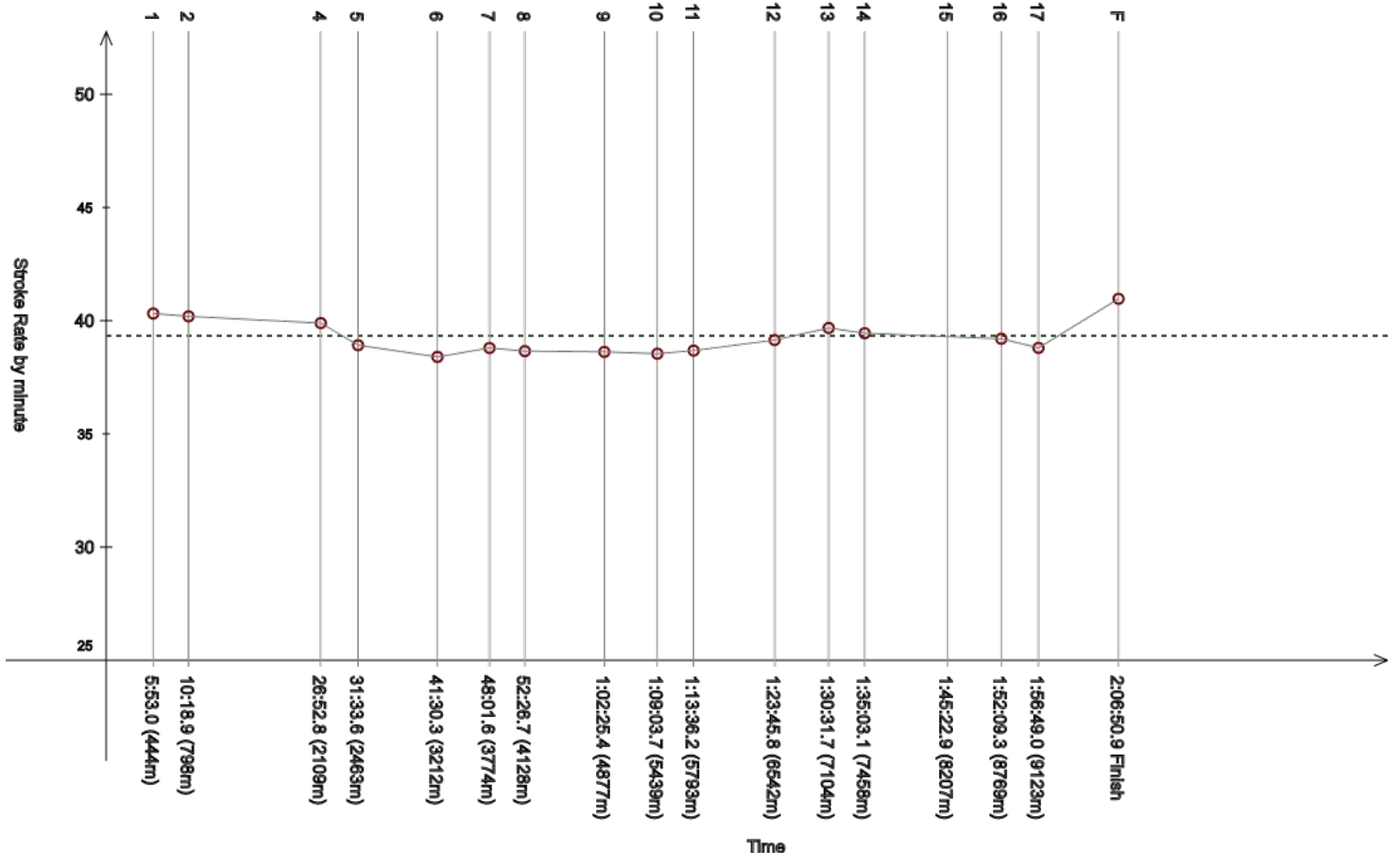
Women's 10km  
10km - femmes

### Race Analysis Analyse de course

Rank	Bib	Name	NAT Code	Finish Time	Gap
25	204	MARTINEZ GUILLEN Angela	ESP	2:06:50.9	+4:21.7

Split	Time	Rank	Gap	SPM	Split	Time	Rank	Gap	SPM	Split	Time	Rank	Gap	SPM	SPM	STC
1	5:53.0	(5)	+4.5	40.3	2	10:18.9	(1)		40.2	3	-	-	-	-		
4	26:52.8	(9)	+5.3	39.9	5	31:33.6	(28)	+13.3	38.9	6	41:30.3	(41)	+22.9	38.4		
7	48:01.6	(33)	+21.1	38.8	8	52:26.7	(27)	+17.6	38.7	9	1:02:25.4	(36)	+17.2	38.6	39.3	5018
10	1:09:03.7	(32)	+33.3	38.5	11	1:13:36.2	(30)	+46.1	38.7	12	1:23:45.8	(=31)	++	39.1		
13	1:30:31.7	(31)	++	39.7	14	1:35:03.1	(22)	++	39.5	15	1:45:22.9	(32)	++	-		
16	1:52:09.3	(24)	++	39.2	17	1:56:49.0	(25)	++	38.8	F	2:06:50.9	(25)	++	41.0		



Legend:			
+	Gap or time behind	++	One minute or more behind in split time
-	Information not available	----	Stroke Rate Average
F	Finish	SPM	Average strokes per minute
STC	Total strokes		

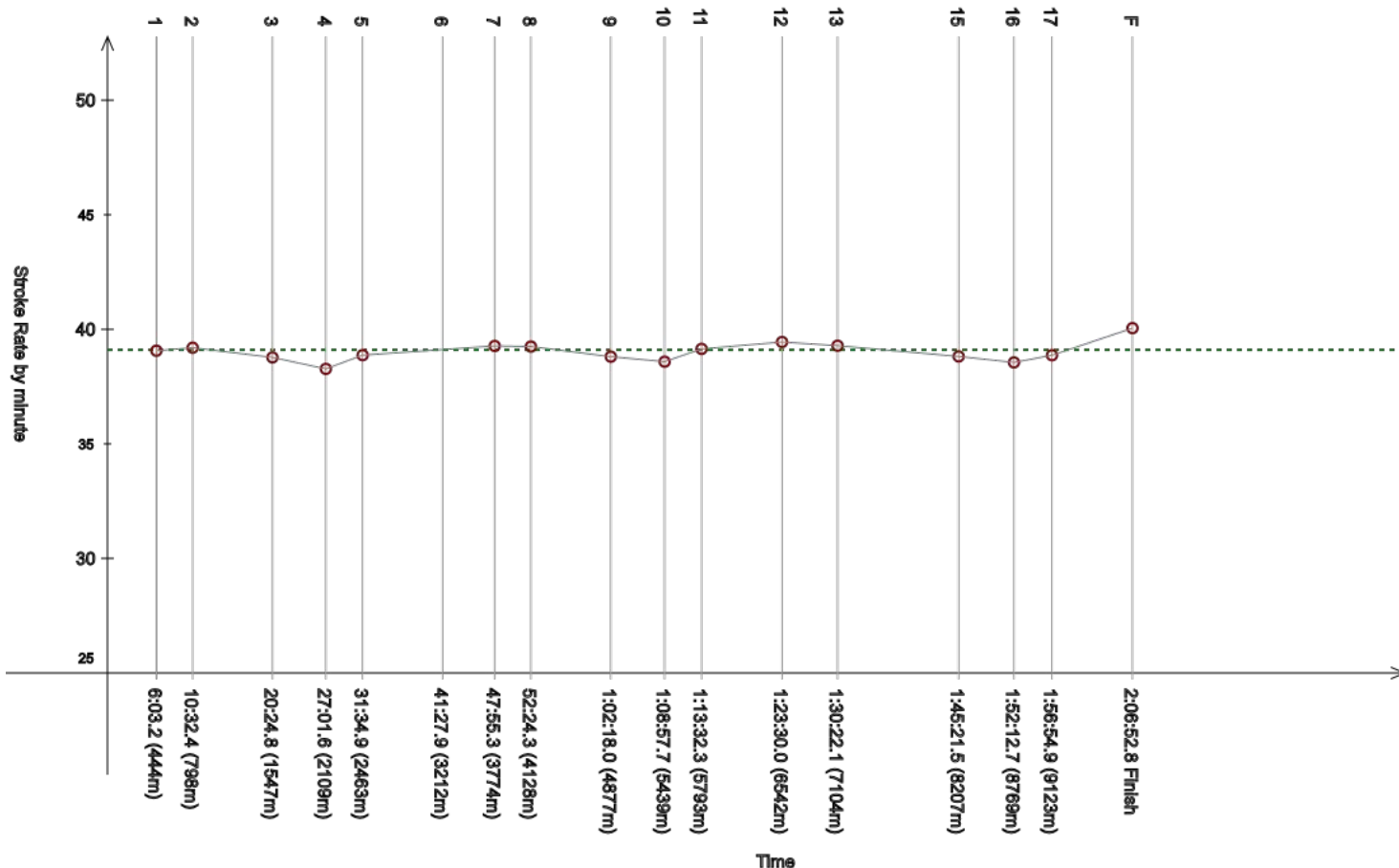
Official Timekeeping by OMEGA

Event 104  
29 JUN 2022 - 8:00

Women's 10km  
10km - femmes

### Race Analysis Analyse de course

Rank	Bib	Name	NAT Code					Finish Time	Gap							
26	223	PANCHISHKO Krystyna	UKR					2:06:52.8	+4:23.6							
Split	Time	Rank	Gap	SPM	Split	Time	Rank	Gap	SPM	Split	Time	Rank	Gap	SPM	SPM	STC
1	6:03.2	(31)	+14.7	39.1	2	10:32.4	(32)	+13.5	39.2	3	20:24.8	(33)	+12.7	38.8		
4	27:01.6	(35)	+14.1	38.3	5	31:34.9	(=32)	+14.6	38.9	6	41:27.9	(37)	+20.5	-		
7	47:55.3	(25)	+14.8	39.3	8	52:24.3	(22)	+15.2	39.3	9	1:02:18.0	(26)	+9.8	38.8	39.1	4964
10	1:08:57.7	(27)	+27.3	38.6	11	1:13:32.3	(28)	+42.2	39.1	12	1:23:30.0	(30)	+57.9	39.4		
13	1:30:22.1	(30)	++	39.3	14	-	-	-	-	15	1:45:21.5	(30)	++	38.8		
16	1:52:12.7	(26)	++	38.6	17	1:56:54.9	(30)	++	38.9	F	2:06:52.8	(26)	++	40.1		



Legend:			
+	Gap or time behind	++	One minute or more behind in split time
-	Information not available	----	Stroke Rate Average
F	Finish	SPM	Average strokes per minute
STC	Total strokes		

Official Timekeeping by OMEGA

Event 104  
29 JUN 2022 - 8:00

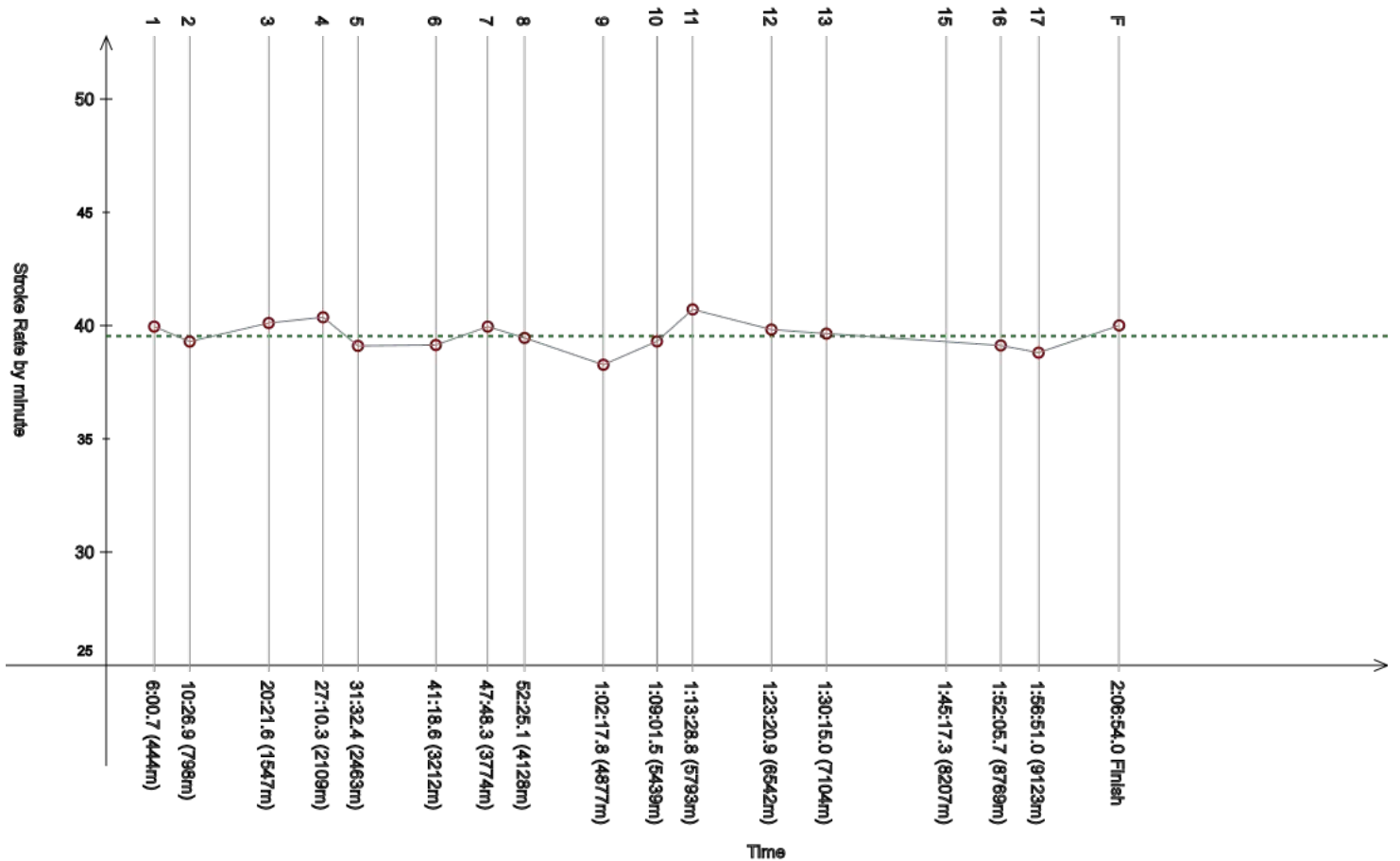
Women's 10km  
10km - femmes

### Race Analysis Analyse de course

Rank	Bib	Name	NAT Code	Finish Time	Gap
27	239	STERBOVA Lenka	CZE	2:06:54.0	+4:24.8

Split	Time	Rank	Gap	SPM	Split	Time	Rank	Gap	SPM	Split	Time	Rank	Gap	SPM	SPM	STC
1	6:00.7	(=21)	+12.2	40.0	2	10:26.9	(=17)	+8.0	39.3	3	20:21.6	(22)	+9.5	40.1		
4	27:10.3	(44)	+22.8	40.4	5	31:32.4	(24)	+12.1	39.1	6	41:18.6	(23)	+11.2	39.1		
7	47:48.3	(14)	+7.8	40.0	8	52:25.1	(25)	+16.0	39.5	9	1:02:17.8	(25)	+9.6	38.3	39.5	5035
10	1:09:01.5	(30)	+31.1	39.3	11	1:13:28.8	(26)	+38.7	40.7	12	1:23:20.9	(27)	+48.8	39.8		
13	1:30:15.0	(27)	++	39.6	14	-	-	-	-	15	1:45:17.3	(28)	++	-		
16	1:52:05.7	(22)	++	39.1	17	1:56:51.0	(27)	++	38.8	F	2:06:54.0	(27)	++	40.0		



Legend:			
+	Gap or time behind	++	One minute or more behind in split time
-	Information not available	----	Stroke Rate Average
F	Finish	SPM	Average strokes per minute
STC	Total strokes		

Official Timekeeping by OMEGA

Event 104  
29 JUN 2022 - 8:00

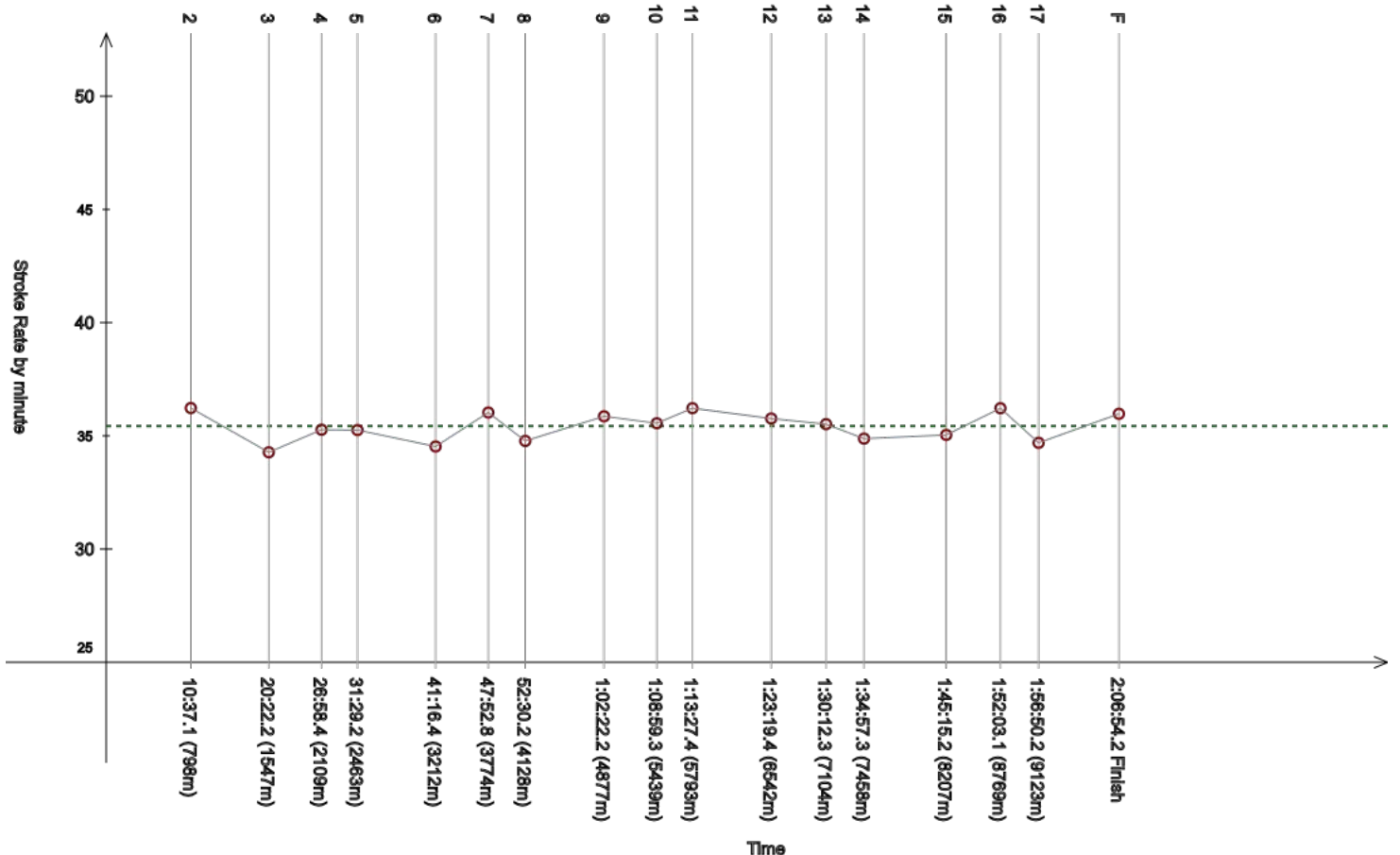
Women's 10km  
10km - femmes

### Race Analysis Analyse de course

Rank	Bib	Name	NAT Code	Finish Time	Gap
28	241	van RENSBURG Catherine	RSA	2:06:54.2	+4:25.0

Split	Time	Rank	Gap	SPM	Split	Time	Rank	Gap	SPM	Split	Time	Rank	Gap	SPM	SPM	STC
1	-	-	-	-	2	10:37.1	(42)	+18.2	36.2	3	20:22.2	(24)	+10.1	34.3		
4	26:58.4	(=21)	+10.9	35.3	5	31:29.2	(19)	+8.9	35.3	6	41:16.4	(17)	+9.0	34.5		
7	47:52.8	(=21)	+12.3	36.0	8	52:30.2	(29)	+21.1	34.8	9	1:02:22.2	(32)	+14.0	35.9	35.4	4512
10	1:08:59.3	(29)	+28.9	35.6	11	1:13:27.4	(=24)	+37.3	36.2	12	1:23:19.4	(26)	+47.3	35.8		
13	1:30:12.3	(25)	++	35.5	14	1:34:57.3	(18)	++	34.9	15	1:45:15.2	(25)	++	35.0		
16	1:52:03.1	(21)	++	36.2	17	1:56:50.2	(26)	++	34.7	F	2:06:54.2	(28)	++	36.0		



Legend:			
+	Gap or time behind	++	One minute or more behind in split time
-	Information not available	----	Stroke Rate Average
F	Finish	SPM	Average strokes per minute
STC	Total strokes		

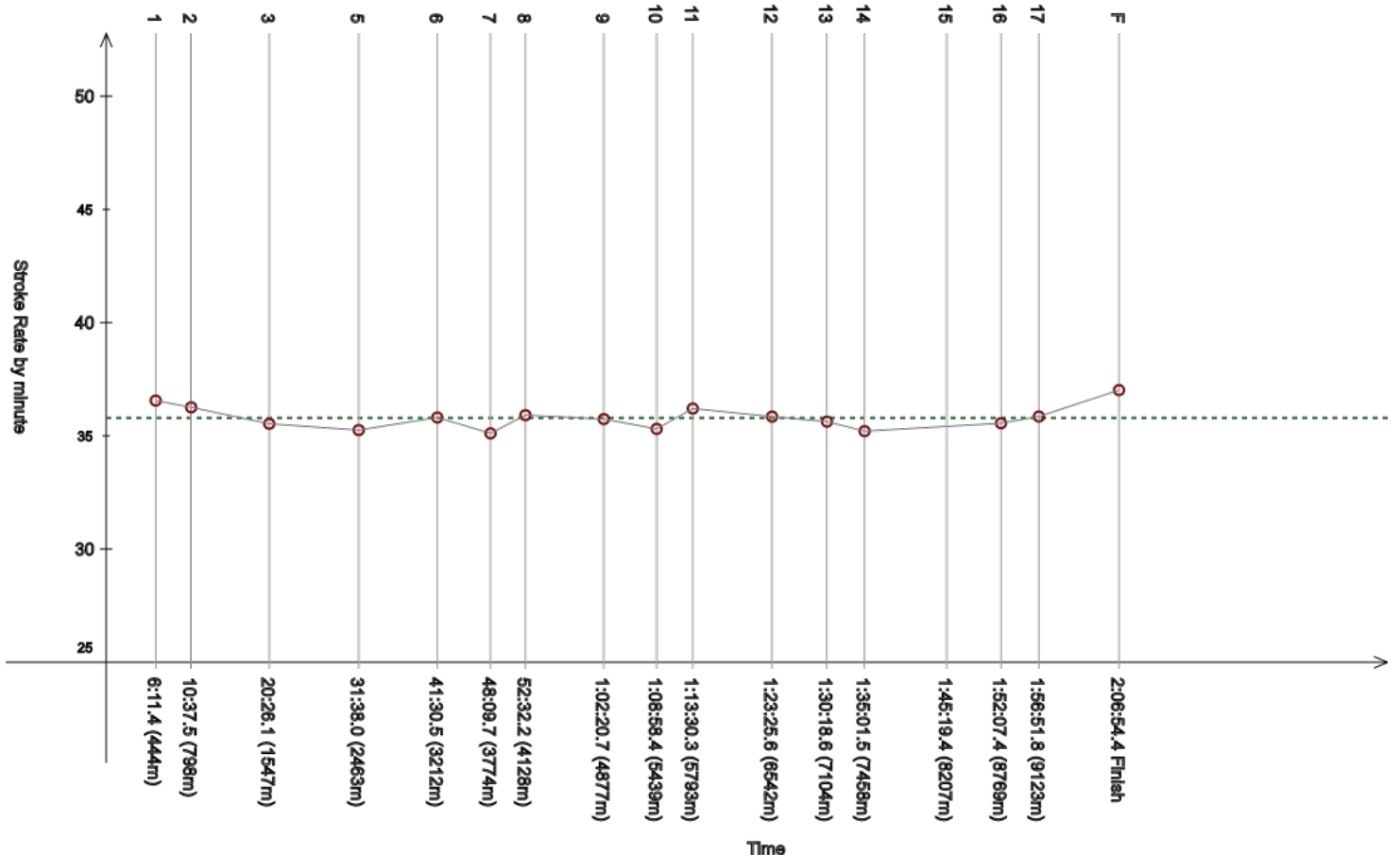
Official Timekeeping by OMEGA

Event 104  
29 JUN 2022 - 8:00

Women's 10km  
10km - femmes

### Race Analysis Analyse de course

Rank	Bib	Name	NAT Code					Finish Time	Gap							
29	235	SANDOVAL AYALA Martha	MEX					2:06:54.4	+4:25.2							
Split	Time	Rank	Gap	SPM	Split	Time	Rank	Gap	SPM	Split	Time	Rank	Gap	SPM	SPM	STC
1	6:11.4	(44)	+22.9	36.6	2	10:37.5	(43)	+18.6	36.3	3	20:26.1	(38)	+14.0	35.5		
4	-	-	-	-	5	31:38.0	(39)	+17.7	35.3	6	41:30.5	(42)	+23.1	35.8		
7	48:09.7	(39)	+29.2	35.1	8	52:32.2	(=30)	+23.1	35.9	9	1:02:20.7	(29)	+12.5	35.7	35.8	4557
10	1:08:58.4	(28)	+28.0	35.3	11	1:13:30.3	(27)	+40.2	36.2	12	1:23:25.6	(28)	+53.5	35.9		
13	1:30:18.6	(28)	++	35.6	14	1:35:01.5	(19)	++	35.2	15	1:45:19.4	(29)	++	-		
16	1:52:07.4	(23)	++	35.6	17	1:56:51.8	(28)	++	35.9	F	2:06:54.4	(29)	++	37.0		



Legend:			
+	Gap or time behind	++	One minute or more behind in split time
-	Information not available	----	Stroke Rate Average
F	Finish	SPM	Average strokes per minute
STC	Total strokes		

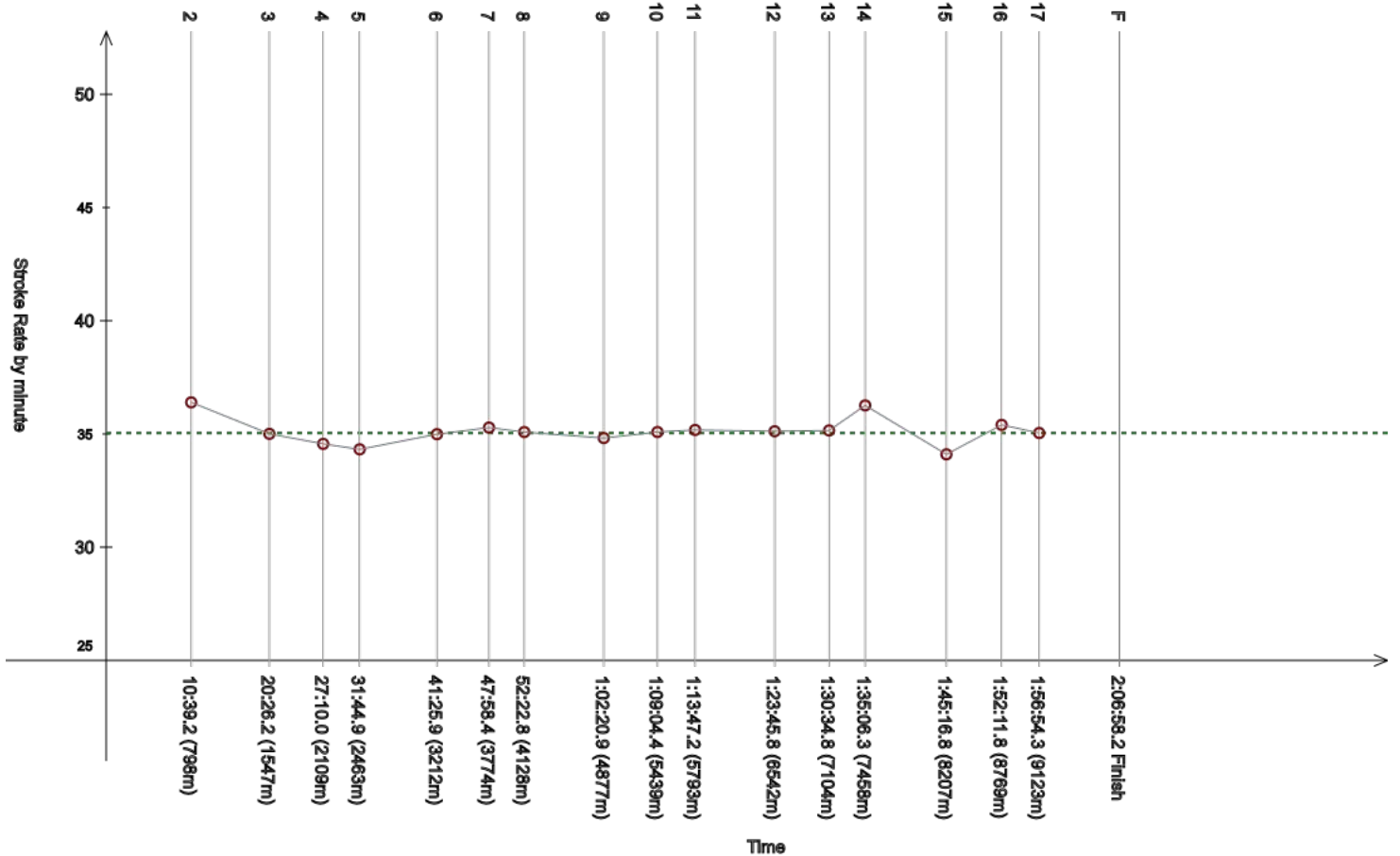
Official Timekeeping by OMEGA

Event 104  
29 JUN 2022 - 8:00

Women's 10km  
10km - femmes

### Race Analysis Analyse de course

Rank	Bib	Name	NAT Code					Finish Time	Gap							
30	237	NIP Tsz Yin	HKG					2:06:58.2	+4:29.0							
Split	Time	Rank	Gap	SPM	Split	Time	Rank	Gap	SPM	Split	Time	Rank	Gap	SPM	SPM	STC
1	-	-	-	-	2	10:39.2	(44)	+20.3	36.4	3	20:26.2	(39)	+14.1	35.0		
4	27:10.0	(43)	+22.5	34.6	5	31:44.9	(44)	+24.6	34.3	6	41:25.9	(36)	+18.5	35.0		
7	47:58.4	(30)	+17.9	35.3	8	52:22.8	(18)	+13.7	35.1	9	1:02:20.9	(30)	+12.7	34.8	35.0	
10	1:09:04.4	(33)	+34.0	35.1	11	1:13:47.2	(34)	+57.1	35.2	12	1:23:45.8	(=31)	++	35.1		4112
13	1:30:34.8	(32)	++	35.2	14	1:35:06.3	(23)	++	36.3	15	1:45:16.8	(27)	++	34.1		
16	1:52:11.8	(25)	++	35.4	17	1:56:54.3	(29)	++	35.0	F	2:06:58.2	(30)	++	-		



Legend:			
+	Gap or time behind	++	One minute or more behind in split time
-	Information not available	----	Stroke Rate Average
F	Finish	SPM	Average strokes per minute
STC	Total strokes		

Official Timekeeping by OMEGA

**Event 104**  
**29 JUN 2022 - 8:00**

**Women's 10km**  
**10km - femmes**

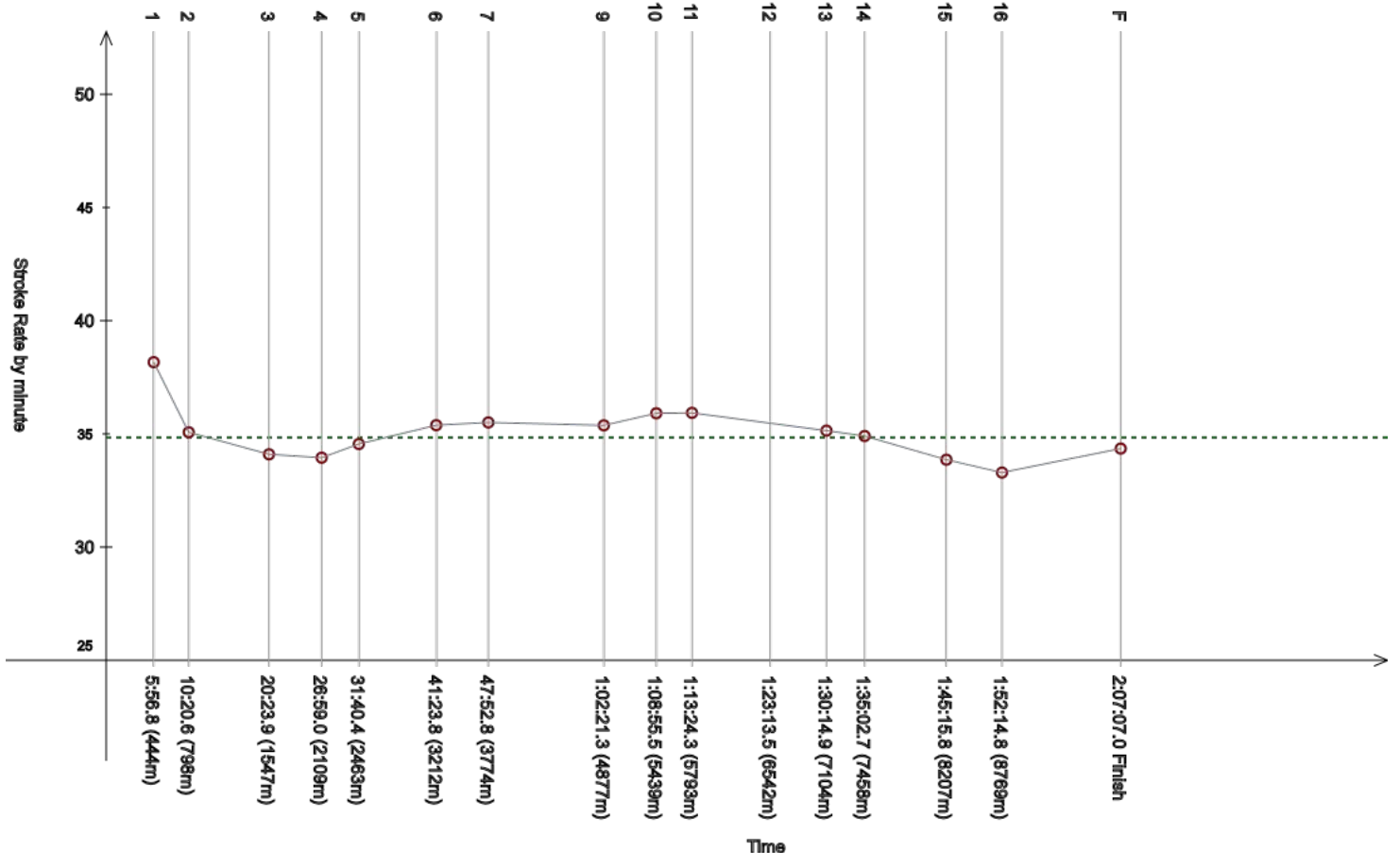
### Race Analysis

Analyse de course

Rank	Bib	Name	NAT Code	Finish Time	Gap
31	249	JOUISSE Caroline Laure	FRA	2:07:07.0	+4:37.8

Split	Time	Rank	Gap	SPM	Split	Time	Rank	Gap	SPM	Split	Time	Rank	Gap	SPM	SPM	STC
1	5:56.8	(13)	+8.3	38.2	2	10:20.6	(4)	+1.7	35.1	3	20:23.9	(=28)	+11.8	34.1		
4	26:59.0	(24)	+11.5	34.0	5	31:40.4	(42)	+20.1	34.6	6	41:23.8	(32)	+16.4	35.4		
7	47:52.8	(=21)	+12.3	35.5	8	-	-	-	-	9	1:02:21.3	(31)	+13.1	35.4	34.8	4445
10	1:08:55.5	(24)	+25.1	35.9	11	1:13:24.3	(22)	+34.2	35.9	12	1:23:13.5	(25)	+41.4	-		
13	1:30:14.9	(26)	++	35.1	14	1:35:02.7	(20)	++	34.9	15	1:45:15.8	(26)	++	33.9		
16	1:52:14.8	(27)	++	33.3	17	-	-	-	-	F	2:07:07.0	(31)	++	34.4		



Legend:			
+	Gap or time behind	++	One minute or more behind in split time
-	Information not available	----	Stroke Rate Average
F	Finish	SPM	Average strokes per minute
STC	Total strokes		

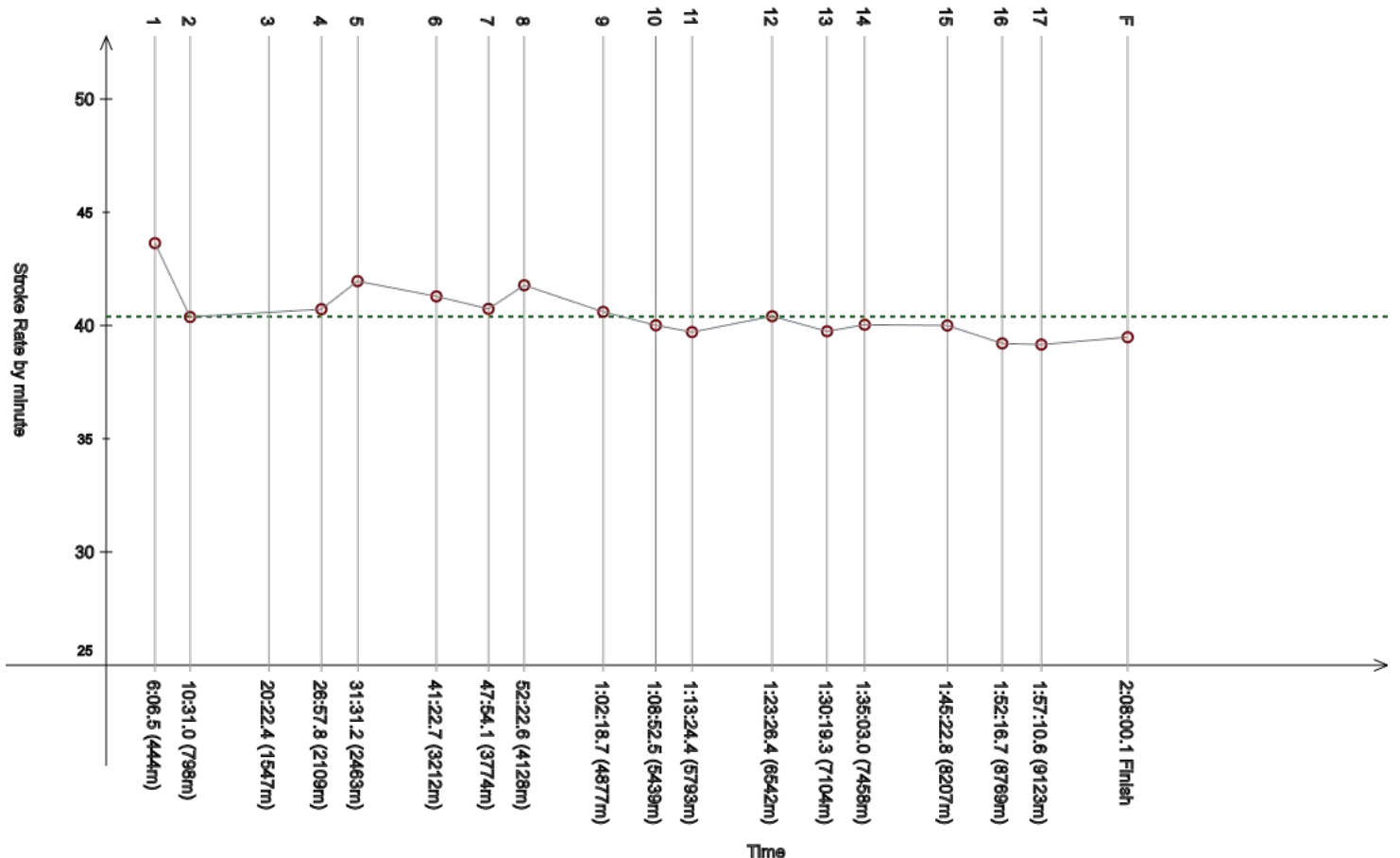
Official Timekeeping by OMEGA

Event 104  
29 JUN 2022 - 8:00

Women's 10km  
10km - femmes

### Race Analysis Analyse de course

Rank	Bib	Name	NAT Code	Finish Time	Gap											
32	254	LAM Pac Tung Nikita	HKG	2:08:00.1	+5:30.9											
Split	Time	Rank	Gap	SPM	Split	Time	Rank	Gap	SPM	Split	Time	Rank	Gap	SPM	SPM	STC
1	6:06.5	(35)	+18.0	43.6	2	10:31.0	(29)	+12.1	40.4	3	20:22.4	(25)	+10.3	-		
4	26:57.8	(20)	+10.3	40.7	5	31:31.2	(20)	+10.9	42.0	6	41:22.7	(=27)	+15.3	41.3		
7	47:54.1	(24)	+13.6	40.7	8	52:22.6	(=16)	+13.5	41.8	9	1:02:18.7	(27)	+10.5	40.6	40.4	5174
10	1:08:52.5	(23)	+22.1	40.0	11	1:13:24.4	(23)	+34.3	39.7	12	1:23:26.4	(29)	+54.3	40.4		
13	1:30:19.3	(29)	++	39.7	14	1:35:03.0	(21)	++	40.0	15	1:45:22.8	(31)	++	40.0		
16	1:52:16.7	(28)	++	39.2	17	1:57:10.6	(31)	++	39.2	F	2:08:00.1	(32)	++	39.5		



Legend:			
+	Gap or time behind	++	One minute or more behind in split time
F	Finish	SPM	Average strokes per minute
- - -	Stroke Rate Average	STC	Total strokes

Official Timekeeping by OMEGA

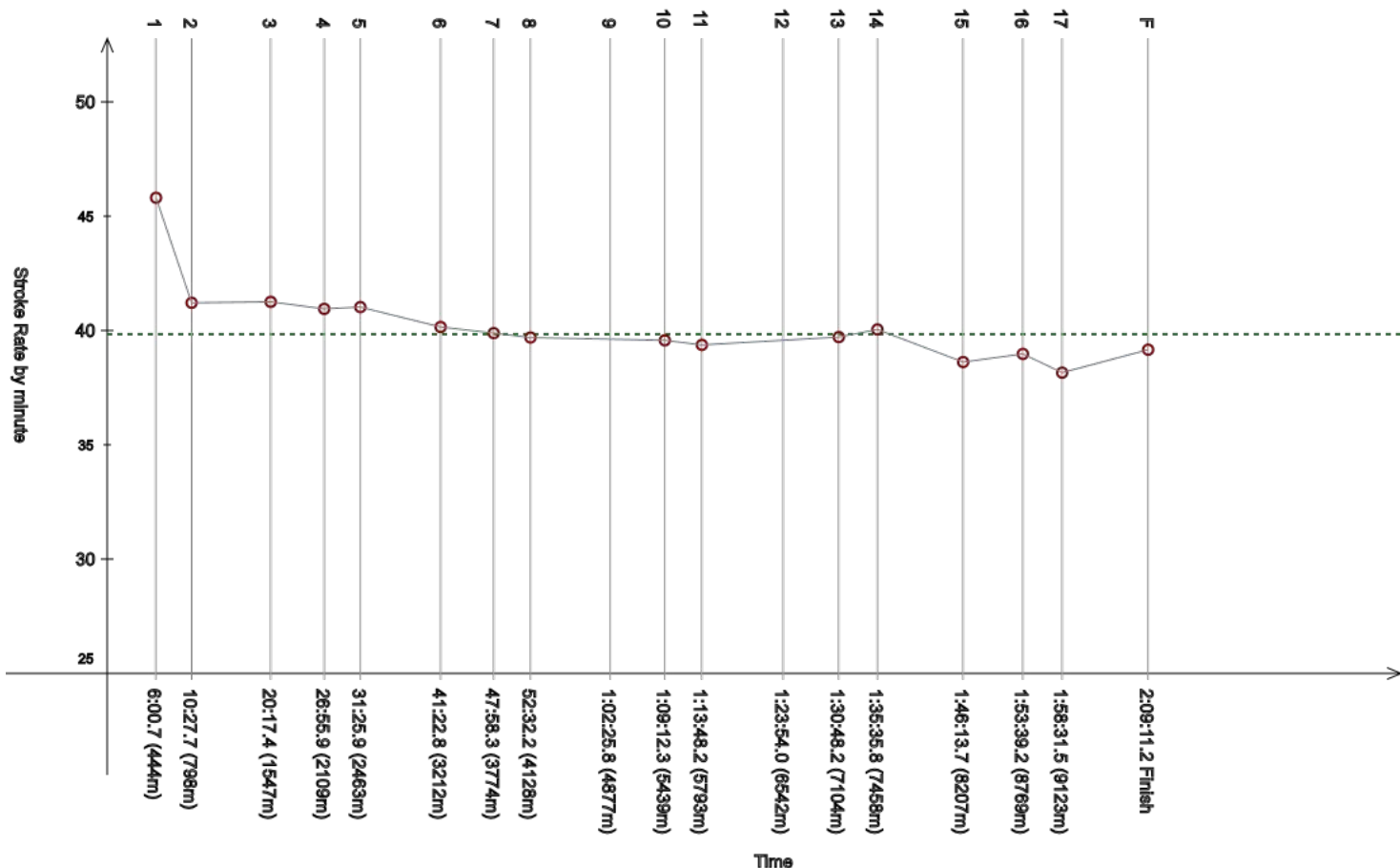


Event 104  
29 JUN 2022 - 8:00

Women's 10km  
10km - femmes

### Race Analysis Analyse de course

Rank	Bib	Name	NAT Code					Finish Time	Gap							
33	233	BURCUNAZ Narin	TUR					2:09:11.2	+6:42.0							
Split	Time	Rank	Gap	SPM	Split	Time	Rank	Gap	SPM	Split	Time	Rank	Gap	SPM	SPM	STC
1	6:00.7	(=21)	+12.2	45.8	2	10:27.7	(22)	+8.8	41.2	3	20:17.4	(8)	+5.3	41.3		
4	26:55.9	(16)	+8.4	40.9	5	31:25.9	(13)	+5.6	41.0	6	41:22.8	(29)	+15.4	40.2		
7	47:58.3	(29)	+17.8	39.9	8	52:32.2	(=30)	+23.1	39.7	9	1:02:25.8	(37)	+17.6	-	39.8	5153
10	1:09:12.3	(37)	+41.9	39.6	11	1:13:48.2	(35)	+58.1	39.4	12	1:23:54.0	(36)	++	-		
13	1:30:48.2	(33)	++	39.7	14	1:35:35.8	(24)	++	40.0	15	1:46:13.7	(33)	++	38.6		
16	1:53:39.2	(29)	++	39.0	17	1:58:31.5	(32)	++	38.2	F	2:09:11.2	(33)	++	39.2		



<b>Legend:</b>	<b>+</b> Gap or time behind	<b>++</b> One minute or more behind in split time	<b>---</b> Stroke Rate Average
<b>F</b> Finish	<b>SPM</b> Average strokes per minute	<b>STC</b> Total strokes	

Official Timekeeping by OMEGA

Event 104  
29 JUN 2022 - 8:00

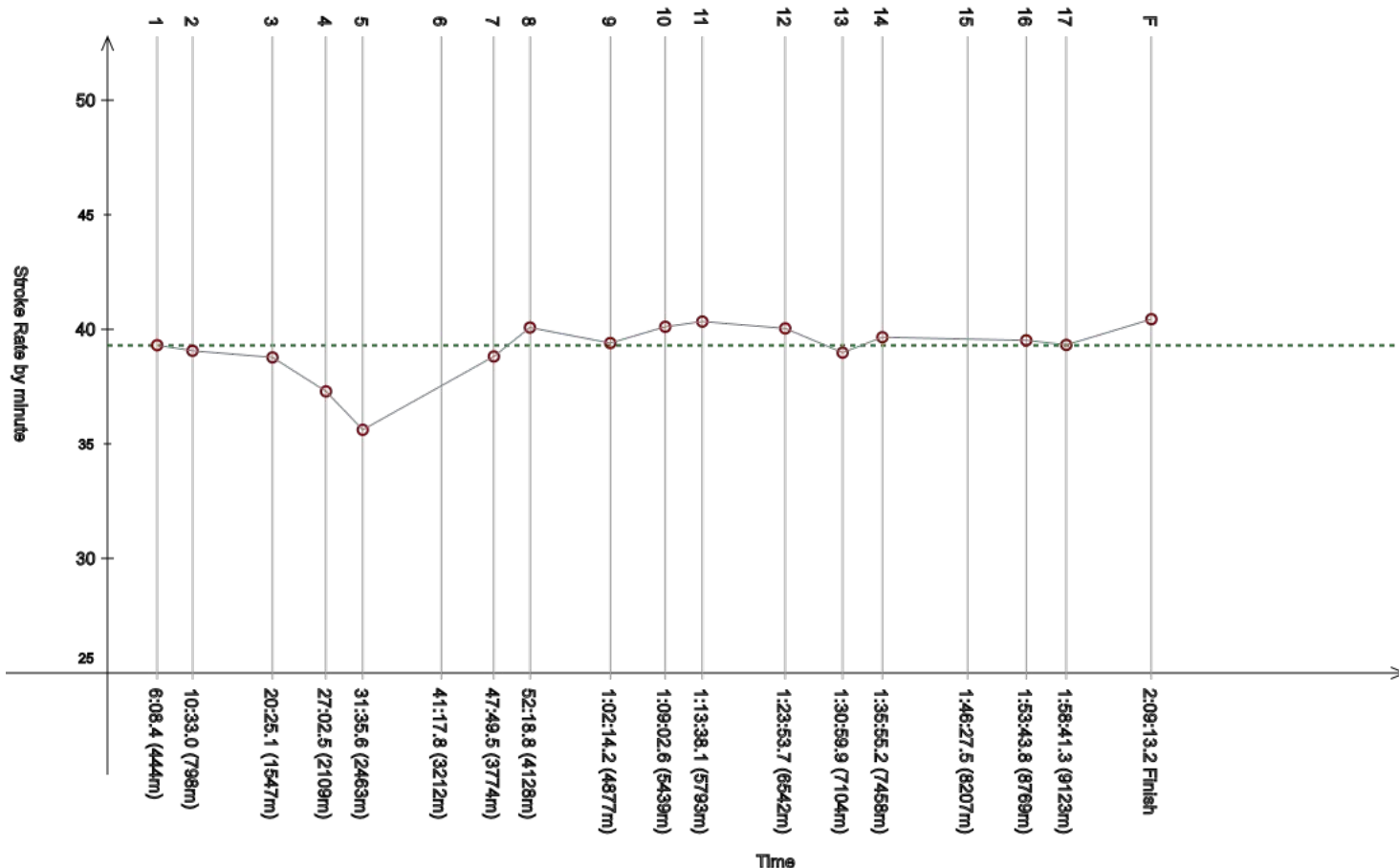
Women's 10km  
10km - femmes

### Race Analysis Analyse de course

Rank	Bib	Name	NAT Code	Finish Time	Gap
34	243	BELLIO Katrina	CAN	2:09:13.2	+6:44.0

Split	Time	Rank	Gap	SPM	Split	Time	Rank	Gap	SPM	Split	Time	Rank	Gap	SPM	SPM	STC
1	6:08.4	(40)	+19.9	39.3	2	10:33.0	(=35)	+14.1	39.1	3	20:25.1	(34)	+13.0	38.8		
4	27:02.5	(36)	+15.0	37.3	5	31:35.6	(36)	+15.3	35.6	6	41:17.8	(21)	+10.4	-		
7	47:49.5	(17)	+9.0	38.8	8	52:18.8	(10)	+9.7	40.1	9	1:02:14.2	(13)	+6.0	39.4	39.3	5075
10	1:09:02.6	(31)	+32.2	40.1	11	1:13:38.1	(31)	+48.0	40.3	12	1:23:53.7	(35)	++	40.0		
13	1:30:59.9	(37)	++	39.0	14	1:35:55.2	(26)	++	39.7	15	1:46:27.5	(34)	++	-		
16	1:53:43.8	(31)	++	39.5	17	1:58:41.3	(34)	++	39.3	F	2:09:13.2	(34)	++	40.4		



Legend:			
+	Gap or time behind	++	One minute or more behind in split time
F	Finish	SPM	Average strokes per minute
- - -	Stroke Rate Average	STC	Total strokes

Official Timekeeping by OMEGA

Event 104  
29 JUN 2022 - 8:00

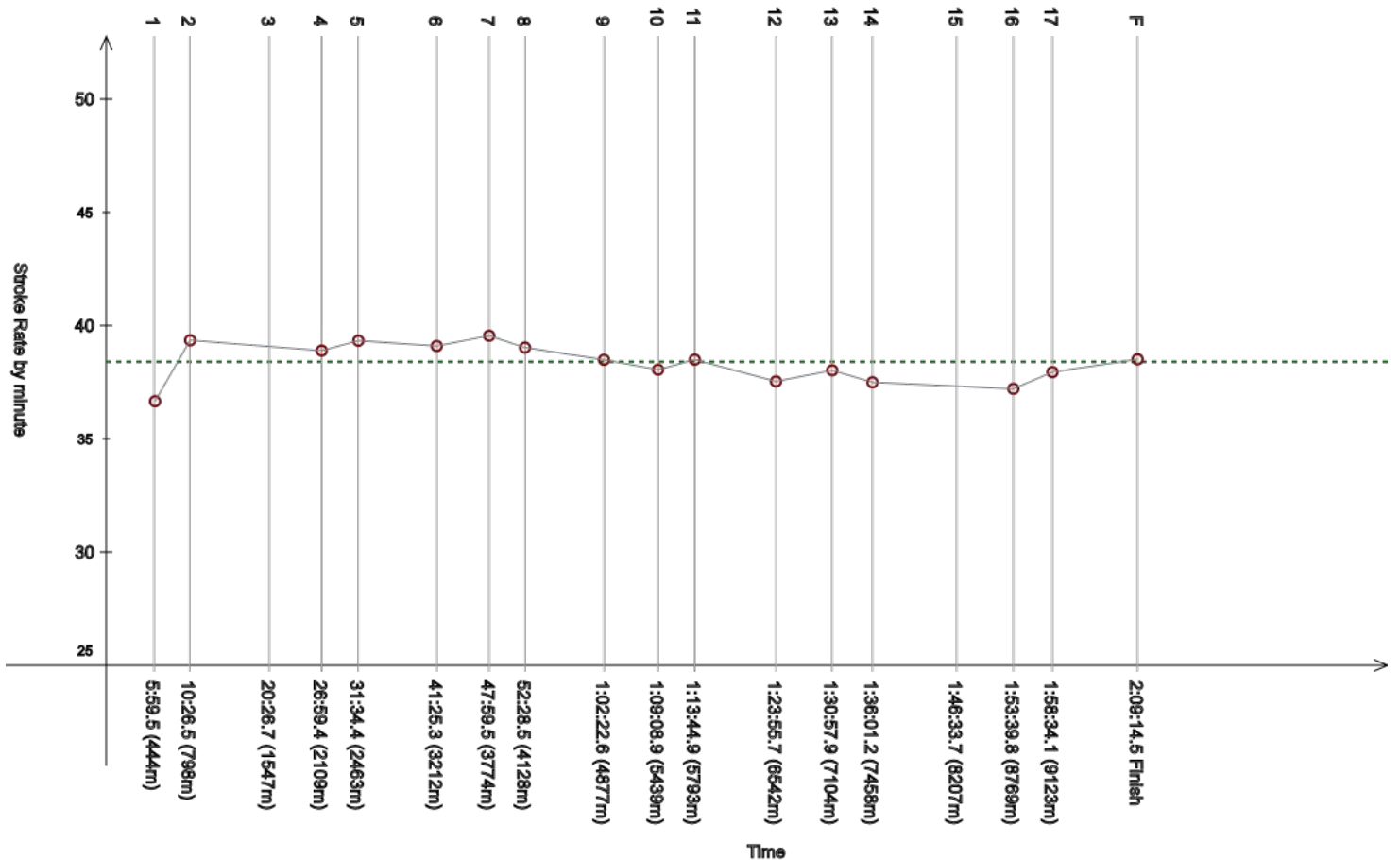
Women's 10km  
10km - femmes

### Race Analysis Analyse de course

Rank	Bib	Name	NAT Code	Finish Time	Gap
35	230	IMWINKELRIED Romina Soledad	ARG	2:09:14.5	+6:45.3

Split	Time	Rank	Gap	SPM	Split	Time	Rank	Gap	SPM	Split	Time	Rank	Gap	SPM	SPM	STC
1	5:59.5	(16)	+11.0	36.7	2	10:26.5	(16)	+7.6	39.4	3	20:26.7	(40)	+14.6	-		
4	26:59.4	(26)	+11.9	38.9	5	31:34.4	(31)	+14.1	39.3	6	41:25.3	(35)	+17.9	39.1		
7	47:59.5	(31)	+19.0	39.6	8	52:28.5	(28)	+19.4	39.0	9	1:02:22.6	(33)	+14.4	38.5	38.4	4974
10	1:09:08.9	(36)	+38.5	38.1	11	1:13:44.9	(32)	+54.8	38.5	12	1:23:55.7	(37)	++	37.5		
13	1:30:57.9	(36)	++	38.0	14	1:36:01.2	(28)	++	37.5	15	1:46:33.7	(35)	++	-		
16	1:53:39.8	(30)	++	37.2	17	1:58:34.1	(33)	++	37.9	F	2:09:14.5	(35)	++	38.5		



<b>Legend:</b>	<b>+</b> Gap or time behind	<b>++</b> One minute or more behind in split time	<b>---</b> Stroke Rate Average
<b>F</b> Finish	<b>SPM</b> Average strokes per minute	<b>STC</b> Total strokes	

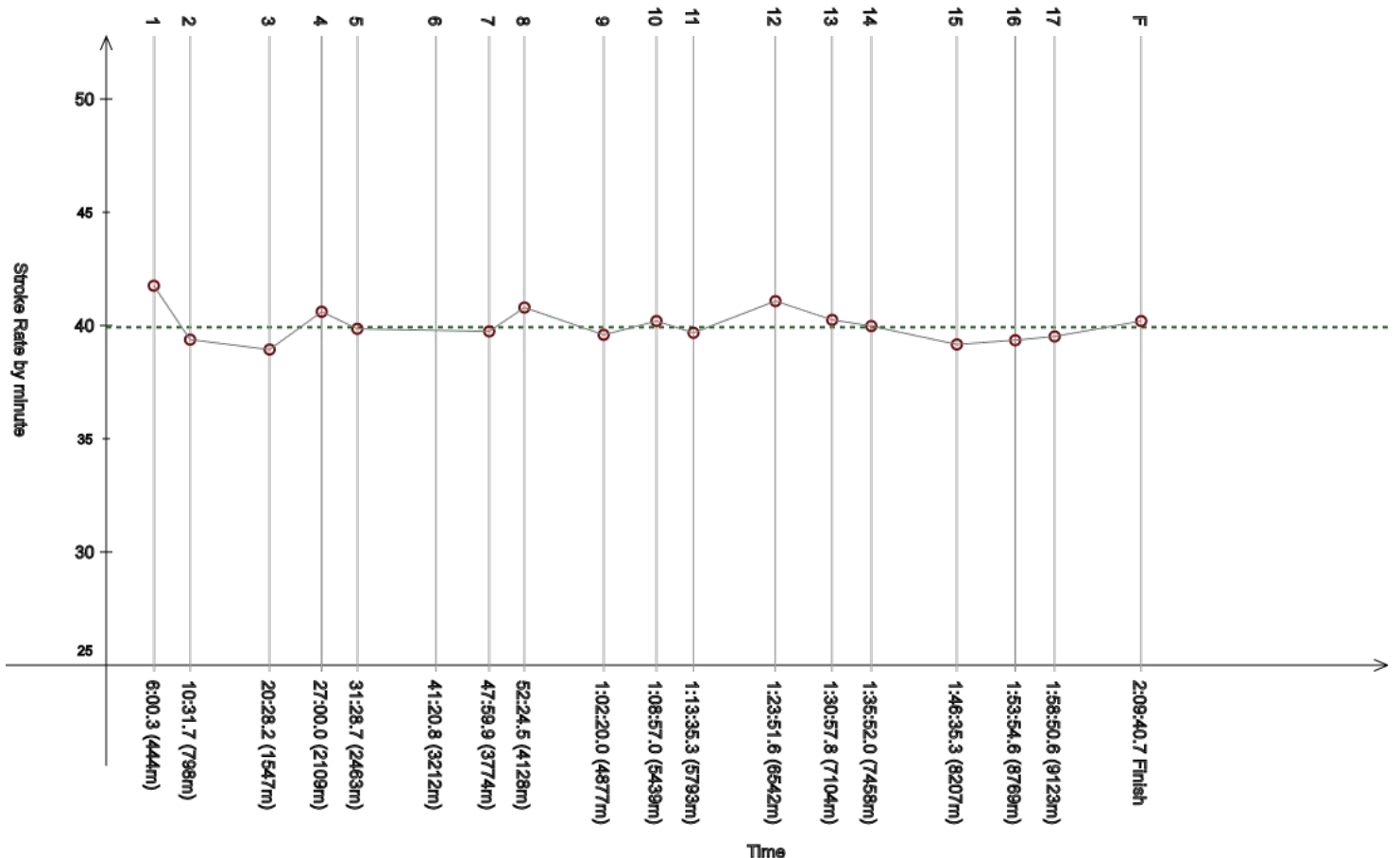
Official Timekeeping by OMEGA

Event 104  
29 JUN 2022 - 8:00

Women's 10km  
10km - femmes

### Race Analysis Analyse de course

Rank	Bib	Name	NAT Code					Finish Time	Gap							
36	246	TASZHANOVA Diana	KAZ					2:09:40.7	+7:11.5							
Split	Time	Rank	Gap	SPM	Split	Time	Rank	Gap	SPM	Split	Time	Rank	Gap	SPM	SPM	STC
1	6:00.3	(=18)	+11.8	41.8	2	10:31.7	(30)	+12.8	39.4	3	20:28.2	(42)	+16.1	38.9		
4	27:00.0	(31)	+12.5	40.6	5	31:28.7	(18)	+8.4	39.9	6	41:20.8	(25)	+13.4	-		
7	47:59.9	(32)	+19.4	39.7	8	52:24.5	(23)	+15.4	40.8	9	1:02:20.0	(28)	+11.8	39.6	39.9	5186
10	1:08:57.0	(25)	+26.6	40.2	11	1:13:35.3	(29)	+45.2	39.7	12	1:23:51.6	(33)	++	41.1		
13	1:30:57.8	(35)	++	40.3	14	1:35:52.0	(25)	++	40.0	15	1:46:35.3	(36)	++	39.2		
16	1:53:54.6	(32)	++	39.4	17	1:58:50.6	(35)	++	39.5	F	2:09:40.7	(36)	++	40.2		



<b>Legend:</b>	<b>+</b> Gap or time behind	<b>++</b> One minute or more behind in split time	<b>---</b> Stroke Rate Average
<b>F</b> Finish	<b>SPM</b> Average strokes per minute	<b>STC</b> Total strokes	

Official Timekeeping by OMEGA

Event 104  
29 JUN 2022 - 8:00

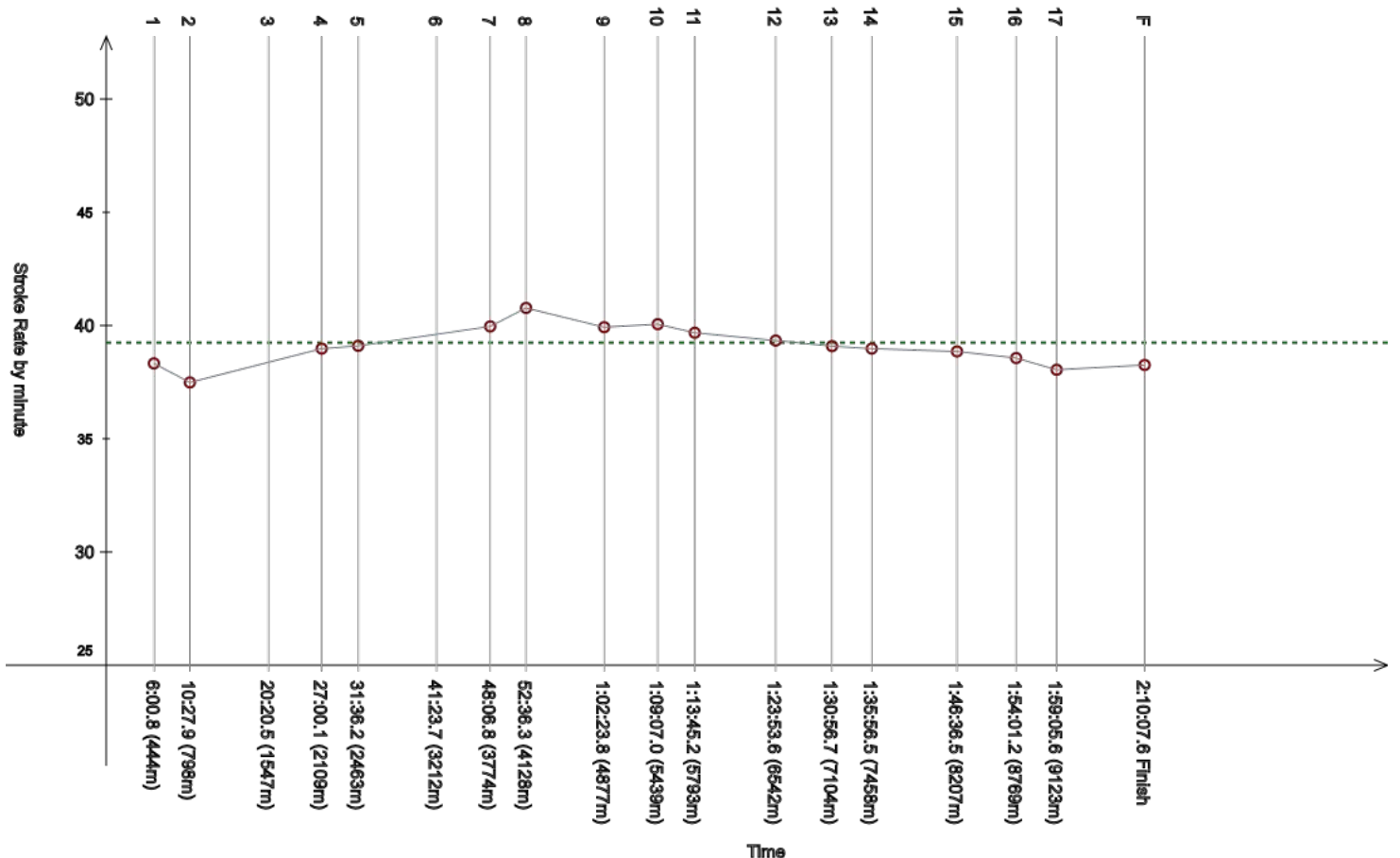
Women's 10km  
10km - femmes

### Race Analysis Analyse de course

Rank	Bib	Name	NAT Code	Finish Time	Gap
37	228	BRAMONT-ARIAS GARCIA Maria	PER	2:10:07.6	+7:38.4

Split	Time	Rank	Gap	SPM	Split	Time	Rank	Gap	SPM	Split	Time	Rank	Gap	SPM	SPM	STC
1	6:00.8	(23)	+12.3	38.3	2	10:27.9	(23)	+9.0	37.5	3	20:20.5	(20)	+8.4	-		
4	27:00.1	(32)	+12.6	39.0	5	31:36.2	(37)	+15.9	39.1	6	41:23.7	(31)	+16.3	-		
7	48:06.8	(36)	+26.3	40.0	8	52:36.3	(33)	+27.2	40.8	9	1:02:23.8	(35)	+15.6	39.9	39.2	5118
10	1:09:07.0	(35)	+36.6	40.1	11	1:13:45.2	(33)	+55.1	39.7	12	1:23:53.6	(34)	++	39.3		
13	1:30:56.7	(34)	++	39.1	14	1:35:56.5	(27)	++	39.0	15	1:46:36.5	(37)	++	38.9		
16	1:54:01.2	(33)	++	38.6	17	1:59:05.6	(36)	++	38.0	F	2:10:07.6	(37)	++	38.3		



Legend:			
+	Gap or time behind	++	One minute or more behind in split time
F	Finish	SPM	Average strokes per minute
- - -	Stroke Rate Average	STC	Total strokes

Official Timekeeping by OMEGA

Event 104  
29 JUN 2022 - 8:00

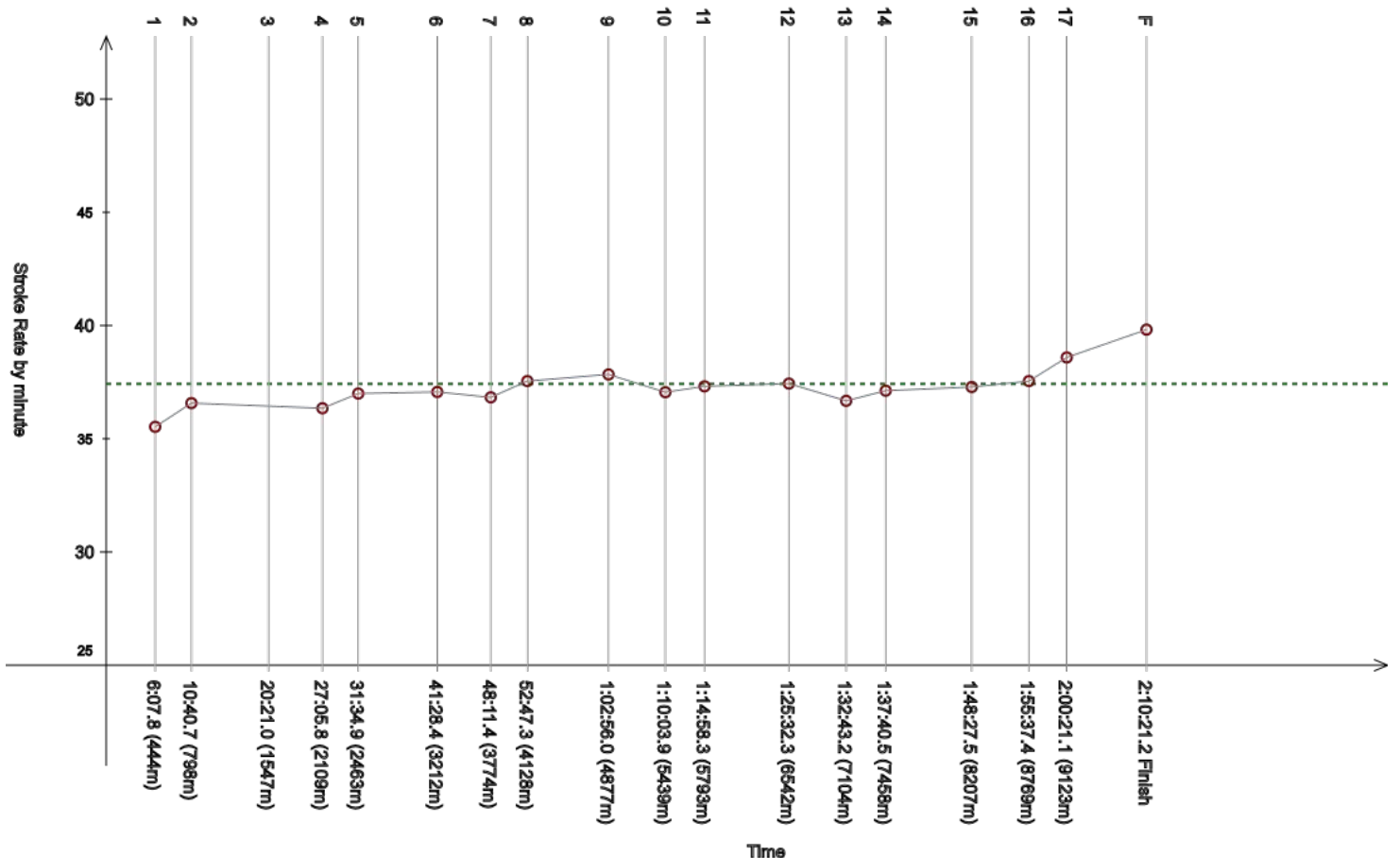
Women's 10km  
10km - femmes

### Race Analysis Analyse de course

Rank	Bib	Name	NAT Code	Finish Time	Gap
38	253	DUNFORD Abby	CAN	2:10:21.2	+7:52.0

Split	Time	Rank	Gap	SPM	Split	Time	Rank	Gap	SPM	Split	Time	Rank	Gap	SPM	SPM	STC
1	6:07.8	(39)	+19.3	35.5	2	10:40.7	(46)	+21.8	36.6	3	20:21.0	(21)	+8.9	-		
4	27:05.8	(41)	+18.3	36.3	5	31:34.9	(=32)	+14.6	37.0	6	41:28.4	(39)	+21.0	37.1		
7	48:11.4	(40)	+30.9	36.8	8	52:47.3	(34)	+38.2	37.5	9	1:02:56.0	(40)	+47.8	37.8	37.4	4886
10	1:10:03.9	(41)	++	37.1	11	1:14:58.3	(=38)	++	37.3	12	1:25:32.3	(40)	++	37.4		
13	1:32:43.2	(41)	++	36.7	14	1:37:40.5	(31)	++	37.1	15	1:48:27.5	(41)	++	37.3		
16	1:55:37.4	(36)	++	37.5	17	2:00:21.1	(40)	++	38.6	F	2:10:21.2	(38)	++	39.8		



<b>+</b>	Gap or time behind	<b>++</b>	One minute or more behind in split time	---	Stroke Rate Average
<b>F</b>	Finish	<b>SPM</b>	Average strokes per minute	<b>STC</b>	Total strokes

Official Timekeeping by OMEGA

Event 104  
29 JUN 2022 - 8:00

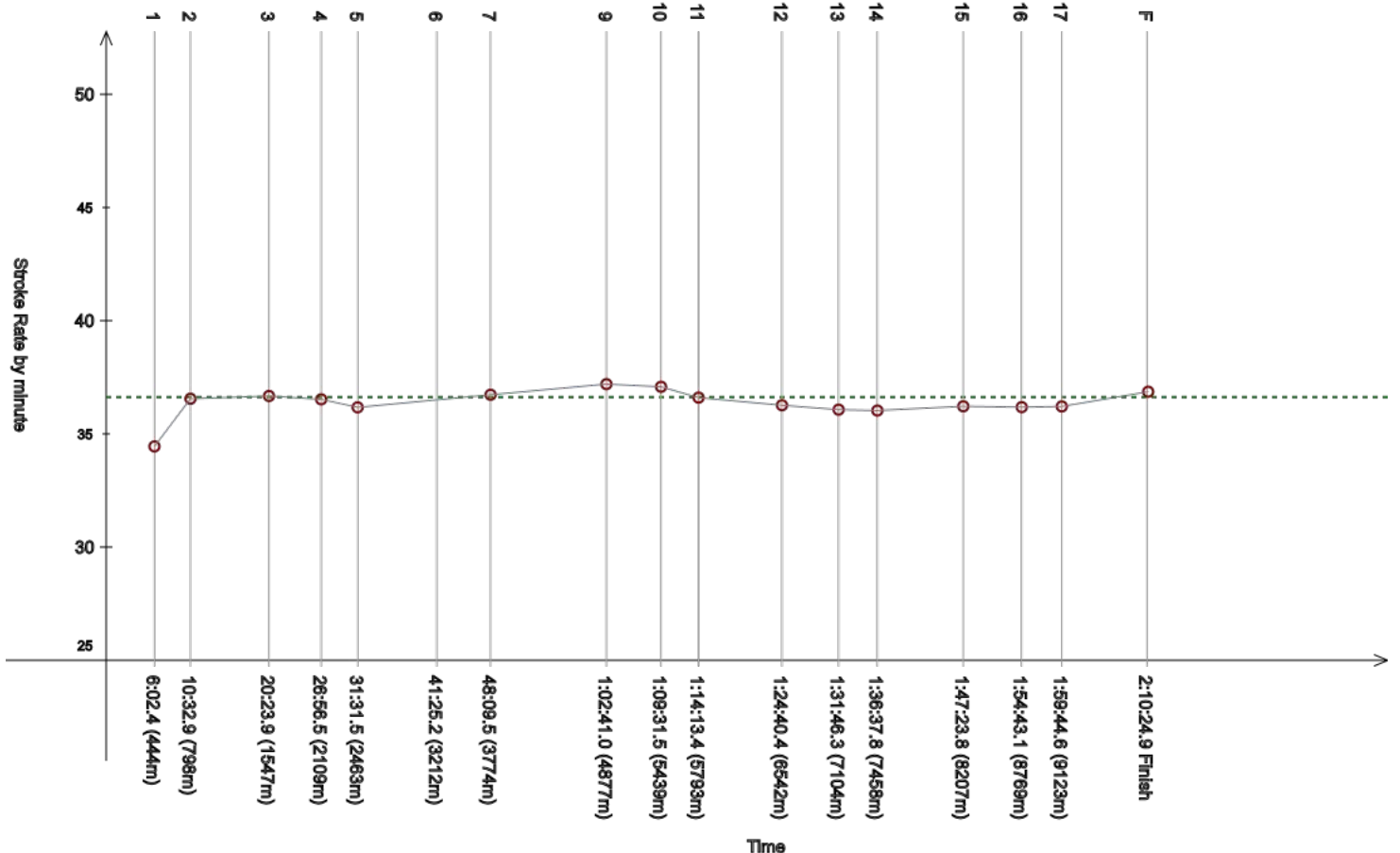
Women's 10km  
10km - femmes

### Race Analysis Analyse de course

Rank	Bib	Name	NAT Code	Finish Time	Gap
39	240	TENG Yu-Wen	TPE	2:10:24.9	+7:55.7

Split	Time	Rank	Gap	SPM	Split	Time	Rank	Gap	SPM	Split	Time	Rank	Gap	SPM	SPM	STC
1	6:02.4	(28)	+13.9	34.5	2	10:32.9	(34)	+14.0	36.6	3	20:23.9	(=28)	+11.8	36.7		
4	26:56.5	(17)	+9.0	36.5	5	31:31.5	(=21)	+11.2	36.2	6	41:25.2	(34)	+17.8	-		
7	48:09.5	(38)	+29.0	36.7	8	-	-	-	-	9	1:02:41.0	(38)	+32.8	37.2	36.6	4796
10	1:09:31.5	(39)	++	37.1	11	1:14:13.4	(37)	++	36.6	12	1:24:40.4	(39)	++	36.3		
13	1:31:46.3	(39)	++	36.1	14	1:36:37.8	(30)	++	36.0	15	1:47:23.8	(39)	++	36.2		
16	1:54:43.1	(34)	++	36.2	17	1:59:44.6	(37)	++	36.2	F	2:10:24.9	(39)	++	36.9		



Legend:			
+	Gap or time behind	++	One minute or more behind in split time
-	Information not available	----	Stroke Rate Average
F	Finish	SPM	Average strokes per minute
STC	Total strokes		

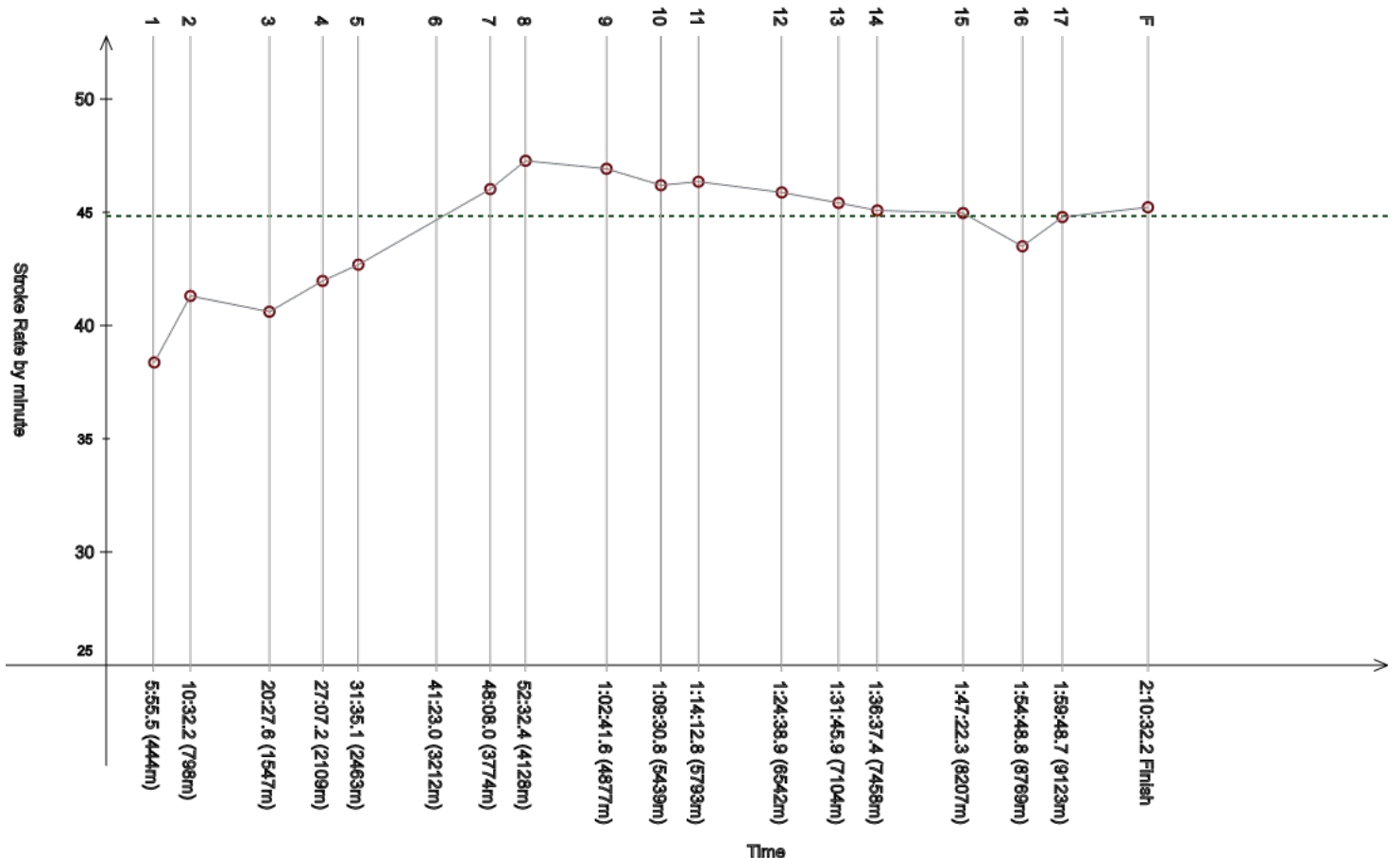
Official Timekeeping by OMEGA

Event 104  
29 JUN 2022 - 8:00

Women's 10km  
10km - femmes

### Race Analysis Analyse de course

Rank	Bib	Name	NAT Code					Finish Time	Gap							
40	231	TOU Yumi	JPN					2:10:32.2	+8:03.0							
Split	Time	Rank	Gap	SPM	Split	Time	Rank	Gap	SPM	Split	Time	Rank	Gap	SPM	SPM	STC
1	5:55.5	(11)	+7.0	38.4	2	10:32.2	(31)	+13.3	41.3	3	20:27.6	(41)	+15.5	40.6		
4	27:07.2	(42)	+19.7	42.0	5	31:35.1	(34)	+14.8	42.7	6	41:23.0	(30)	+15.6	-		
7	48:08.0	(37)	+27.5	46.0	8	52:32.4	(32)	+23.3	47.3	9	1:02:41.6	(39)	+33.4	46.9	44.8	5844
10	1:09:30.8	(38)	++	46.2	11	1:14:12.8	(36)	++	46.4	12	1:24:38.9	(38)	++	45.9		
13	1:31:45.9	(38)	++	45.4	14	1:36:37.4	(29)	++	45.1	15	1:47:22.3	(38)	++	45.0		
16	1:54:48.8	(35)	++	43.5	17	1:59:48.7	(38)	++	44.8	F	2:10:32.2	(40)	++	45.2		



<b>Legend:</b>	<b>+</b> Gap or time behind	<b>++</b> One minute or more behind in split time	<b>---</b> Stroke Rate Average
<b>F</b> Finish	<b>SPM</b> Average strokes per minute	<b>STC</b> Total strokes	

Official Timekeeping by OMEGA



Event 104  
29 JUN 2022 - 8:00

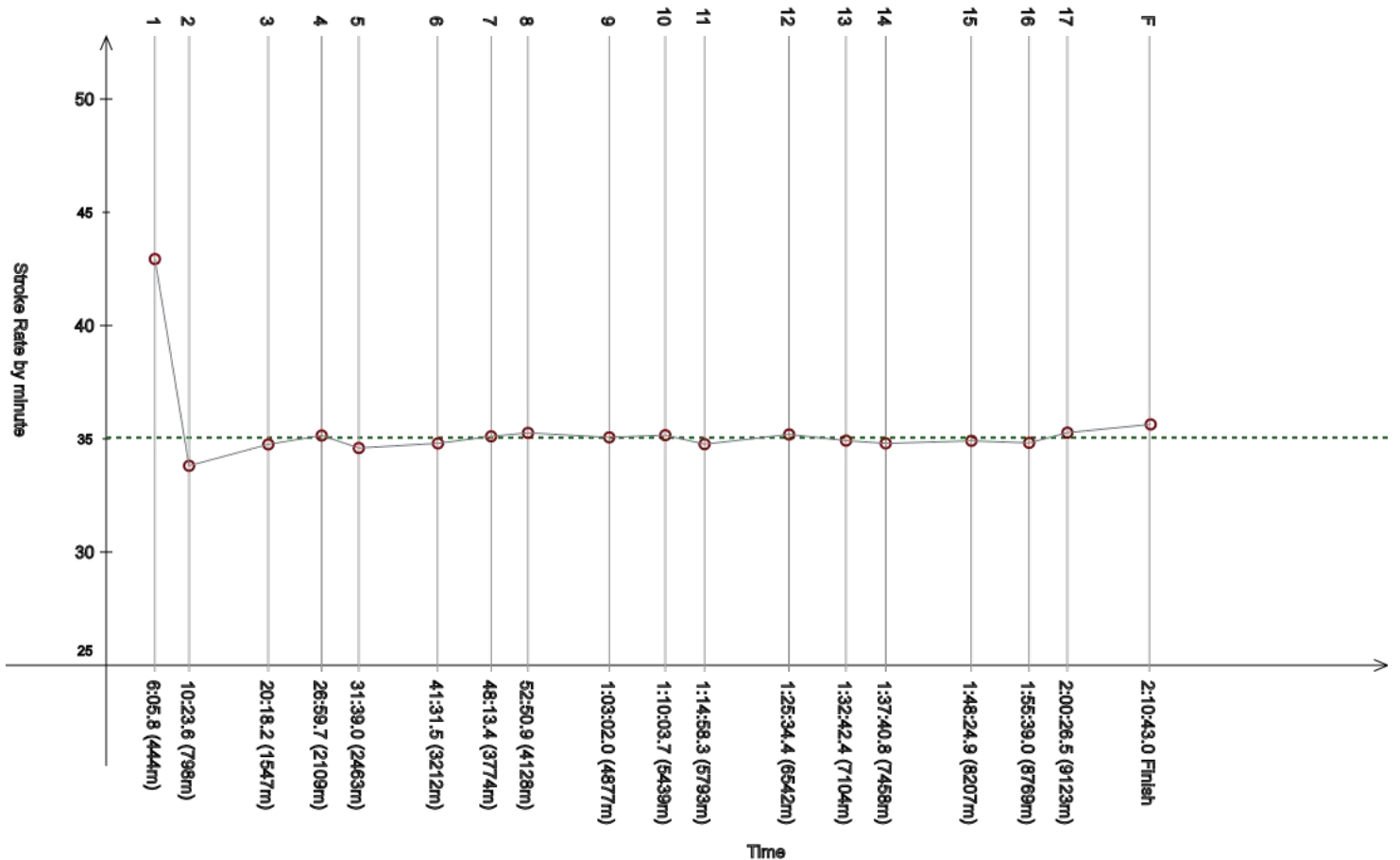
Women's 10km  
10km - femmes

### Race Analysis Analyse de course

Rank	Bib	Name	NAT Code	Finish Time	Gap
41	247	ALANIS HERNANDEZ Paulina	MEX	2:10:43.0	+8:13.8

Split	Time	Rank	Gap	SPM	Split	Time	Rank	Gap	SPM	Split	Time	Rank	Gap	SPM	SPM	STC
1	6:05.8	(32)	+17.3	42.9	2	10:23.6	(=10)	+4.7	33.8	3	20:18.2	(10)	+6.1	34.8		
4	26:59.7	(=29)	+12.2	35.1	5	31:39.0	(40)	+18.7	34.6	6	41:31.5	(44)	+24.1	34.8		
7	48:13.4	(42)	+32.9	35.1	8	52:50.9	(35)	+41.8	35.3	9	1:03:02.0	(42)	+53.8	35.1	35.1	4604
10	1:10:03.7	(40)	++	35.2	11	1:14:58.3	(=38)	++	34.8	12	1:25:34.4	(42)	++	35.2		
13	1:32:42.4	(40)	++	34.9	14	1:37:40.8	(32)	++	34.8	15	1:48:24.9	(40)	++	34.9		
16	1:55:39.0	(37)	++	34.8	17	2:00:26.5	(41)	++	35.3	F	2:10:43.0	(41)	++	35.6		



Legend:			
+	Gap or time behind	++	One minute or more behind in split time
F	Finish	SPM	Average strokes per minute
---	Stroke Rate Average	STC	Total strokes

Official Timekeeping by OMEGA

Event 104  
29 JUN 2022 - 8:00

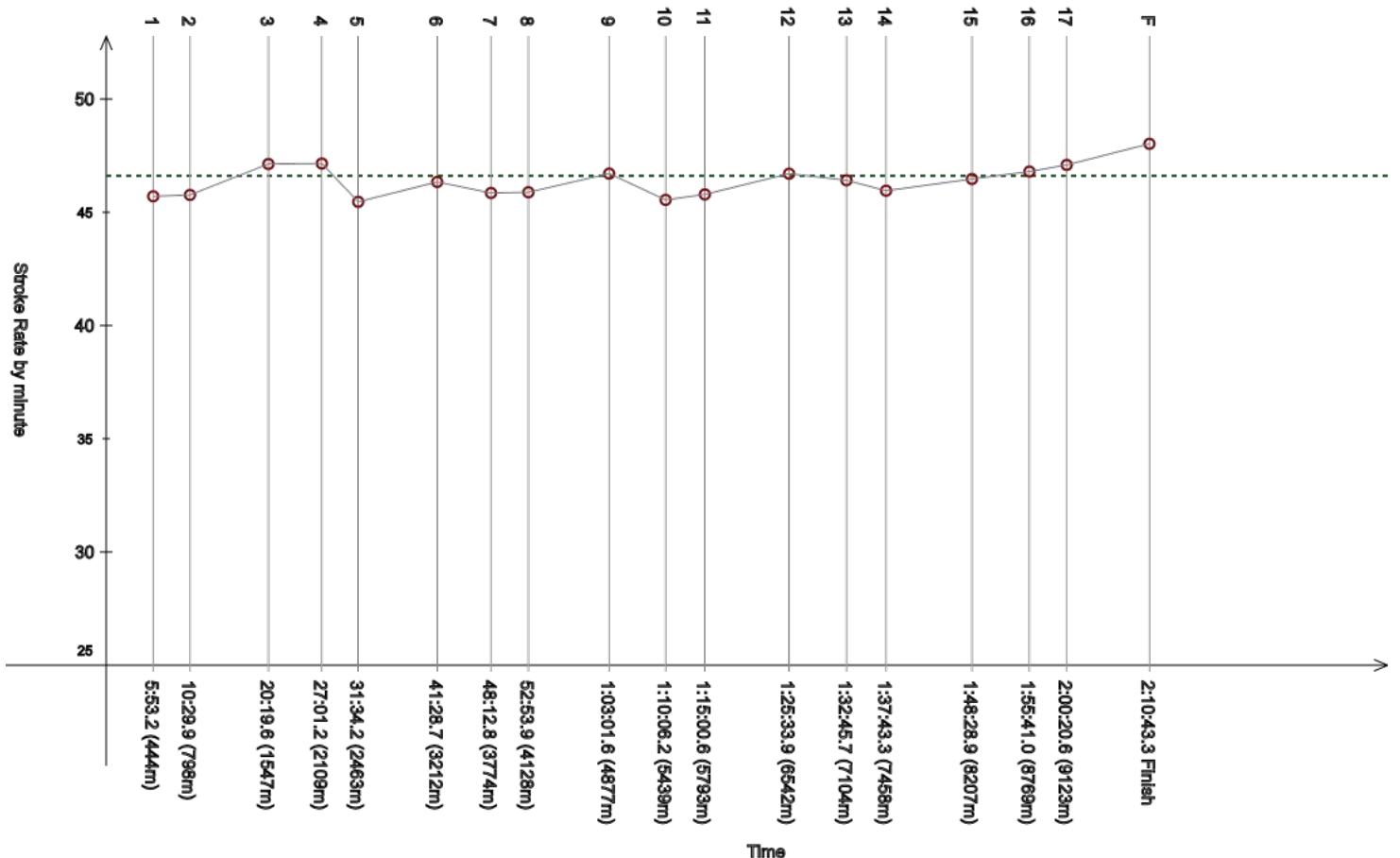
Women's 10km  
10km - femmes

### Race Analysis Analyse de course

Rank	Bib	Name	NAT Code	Finish Time	Gap
42	201	VALLONI Arianna	SMR	2:10:43.3	+8:14.1

Split	Time	Rank	Gap	SPM	Split	Time	Rank	Gap	SPM	Split	Time	Rank	Gap	SPM	STC
1	5:53.2	(6)	+4.7	45.7	2	10:29.9	(27)	+11.0	45.8	3	20:19.6	(=16)	+7.5	47.1	6109
4	27:01.2	(33)	+13.7	47.2	5	31:34.2	(30)	+13.9	45.5	6	41:28.7	(40)	+21.3	46.3	
7	48:12.8	(41)	+32.3	45.9	8	52:53.9	(36)	+44.8	45.9	9	1:03:01.6	(41)	+53.4	46.7	
10	1:10:06.2	(42)	++	45.6	11	1:15:00.6	(40)	++	45.8	12	1:25:33.9	(41)	++	46.7	
13	1:32:45.7	(42)	++	46.4	14	1:37:43.3	(33)	++	46.0	15	1:48:28.9	(42)	++	46.5	
16	1:55:41.0	(38)	++	46.8	17	2:00:20.6	(39)	++	47.1	F	2:10:43.3	(42)	++	48.0	



<b>+</b>	Gap or time behind	<b>++</b>	One minute or more behind in split time	---	Stroke Rate Average
<b>F</b>	Finish	<b>SPM</b>	Average strokes per minute	<b>STC</b>	Total strokes

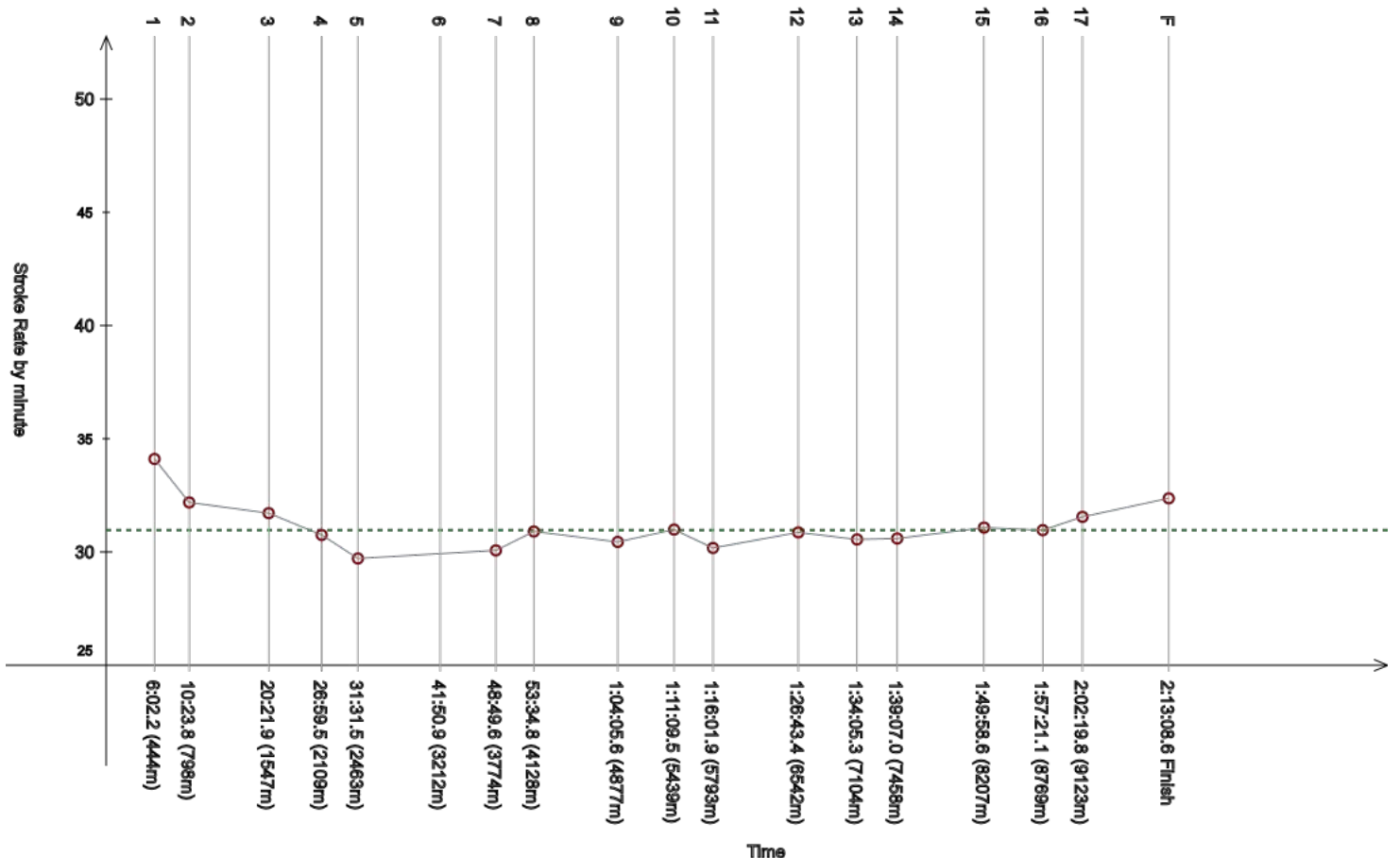
Official Timekeeping by OMEGA

Event 104  
29 JUN 2022 - 8:00

Women's 10km  
10km - femmes

### Race Analysis Analyse de course

Rank	Bib	Name	NAT Code					Finish Time	Gap							
43	242	LEE Hae Rim	KOR					2:13:08.6	+10:39.4							
Split	Time	Rank	Gap	SPM	Split	Time	Rank	Gap	SPM	Split	Time	Rank	Gap	SPM	SPM	STC
1	6:02.2	(27)	+13.7	34.1	2	10:23.8	(=12)	+4.9	32.2	3	20:21.9	(23)	+9.8	31.7		
4	26:59.5	(27)	+12.0	30.8	5	31:31.5	(=21)	+11.2	29.7	6	41:50.9	(46)	+43.5	-		
7	48:49.6	(46)	++	30.1	8	53:34.8	(39)	++	30.9	9	1:04:05.6	(45)	++	30.4	31.0	4148
10	1:11:09.5	(45)	++	31.0	11	1:16:01.9	(41)	++	30.2	12	1:26:43.4	(43)	++	30.9		
13	1:34:05.3	(43)	++	30.6	14	1:39:07.0	(34)	++	30.6	15	1:49:58.6	(43)	++	31.1		
16	1:57:21.1	(39)	++	31.0	17	2:02:19.8	(42)	++	31.6	F	2:13:08.6	(43)	++	32.4		



Legend:			
+	Gap or time behind	++	One minute or more behind in split time
F	Finish	SPM	Average strokes per minute
- - - -	Stroke Rate Average	STC	Total strokes

Official Timekeeping by OMEGA

**Event 104**  
29 JUN 2022 - 8:00

**Women's 10km**  
10km - femmes

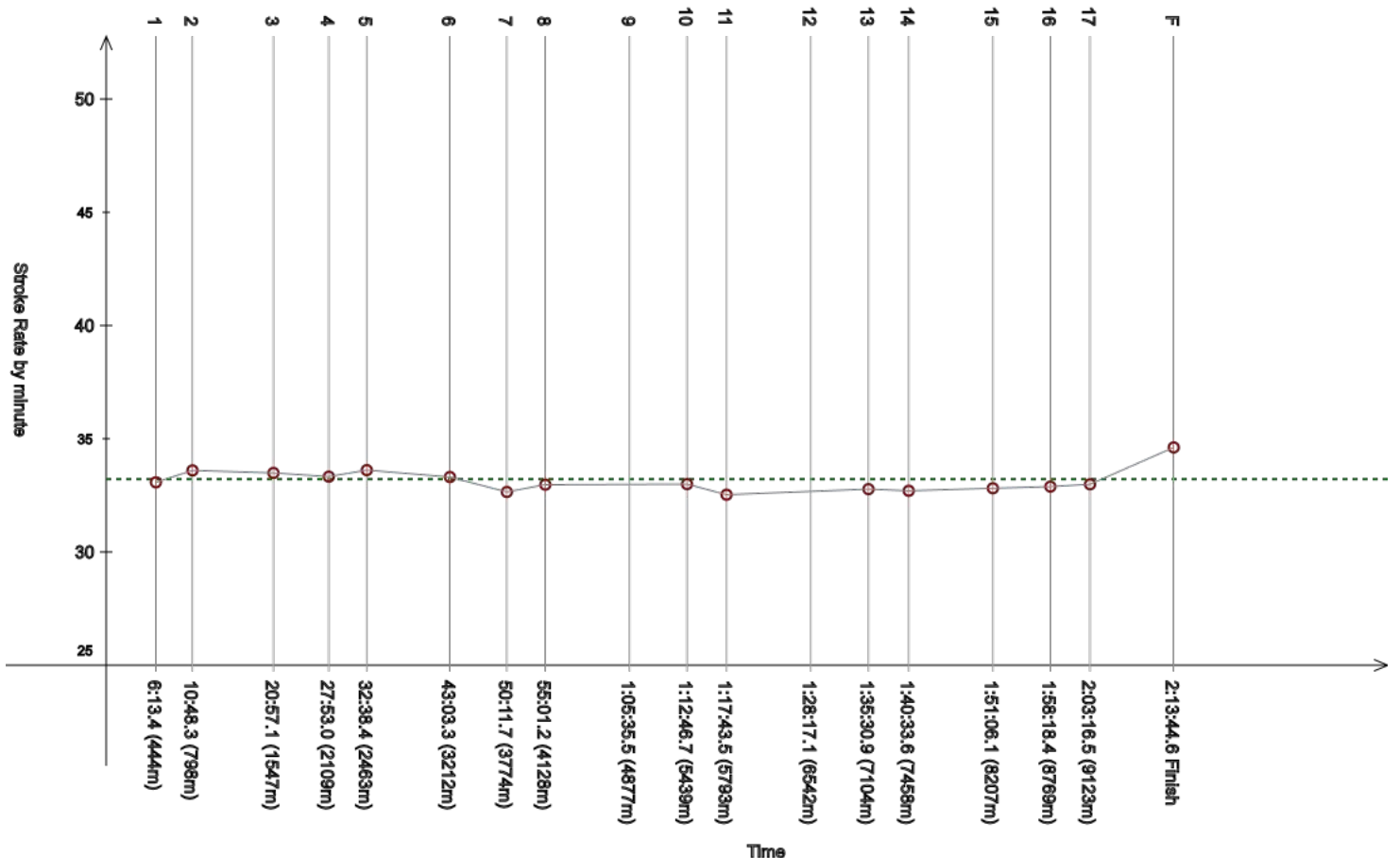
### Race Analysis

Analyse de course

Rank	Bib	Name	NAT Code	Finish Time	Gap
44	244	HEATH Ruby	NZL	2:13:44.6	+11:15.4

Split	Time	Rank	Gap	SPM	Split	Time	Rank	Gap	SPM	Split	Time	Rank	Gap	SPM	SPM	STC
1	6:13.4	(45)	+24.9	33.1	2	10:48.3	(52)	+29.4	33.6	3	20:57.1	(47)	+45.0	33.5		
4	27:53.0	(45)	++	33.3	5	32:38.4	(45)	++	33.6	6	43:03.3	(47)	++	33.3		
7	50:11.7	(47)	++	32.7	8	55:01.2	(41)	++	33.0	9	1:05:35.5	(47)	++	-	33.2	4452
10	1:12:46.7	(47)	++	33.0	11	1:17:43.5	(45)	++	32.5	12	1:28:17.1	(47)	++	-		
13	1:35:30.9	(47)	++	32.8	14	1:40:33.6	(38)	++	32.7	15	1:51:06.1	(45)	++	32.8		
16	1:58:18.4	(40)	++	32.9	17	2:03:16.5	(43)	++	33.0	F	2:13:44.6	(44)	++	34.6		



<b>Legend:</b>	<b>+</b> Gap or time behind	<b>++</b> One minute or more behind in split time	<b>---</b> Stroke Rate Average
<b>F</b> Finish	<b>SPM</b> Average strokes per minute	<b>STC</b> Total strokes	

Official Timekeeping by OMEGA

Event 104  
29 JUN 2022 - 8:00

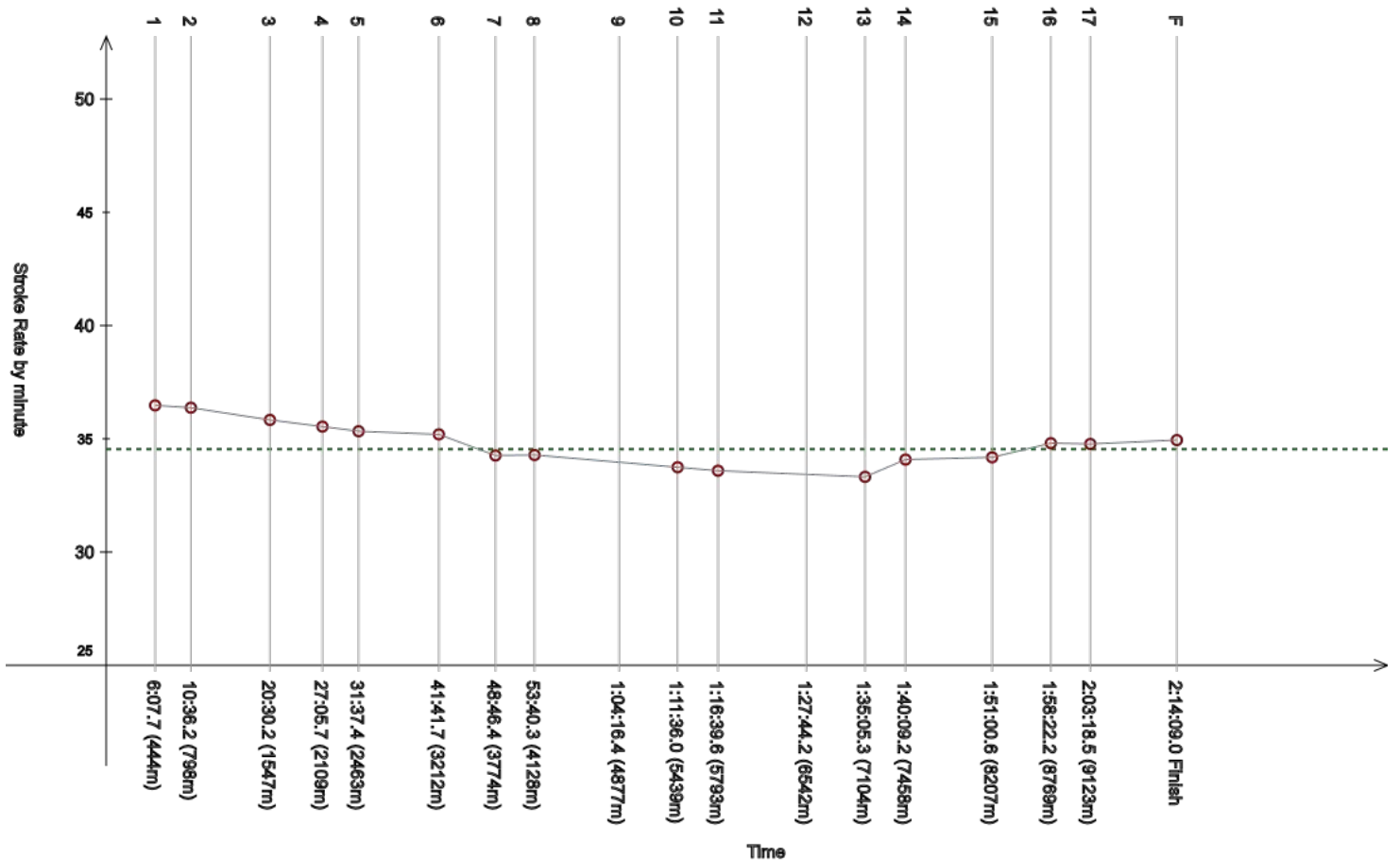
Women's 10km  
10km - femmes

### Race Analysis Analyse de course

Rank	Bib	Name	NAT Code	Finish Time	Gap
45	245	LIEW Li-Shan Chantal	SGP	2:14:09.0	+11:39.8

Split	Time	Rank	Gap	SPM	Split	Time	Rank	Gap	SPM	Split	Time	Rank	Gap	SPM	SPM	STC
1	6:07.7	(38)	+19.2	36.5	2	10:36.2	(40)	+17.3	36.4	3	20:30.2	(44)	+18.1	35.8		
4	27:05.7	(40)	+18.2	35.5	5	31:37.4	(38)	+17.1	35.3	6	41:41.7	(45)	+34.3	35.2		
7	48:46.4	(45)	++	34.3	8	53:40.3	(40)	++	34.3	9	1:04:16.4	(46)	++	-	34.5	4643
10	1:11:36.0	(46)	++	33.7	11	1:16:39.6	(44)	++	33.6	12	1:27:44.2	(46)	++	-		
13	1:35:05.3	(46)	++	33.3	14	1:40:09.2	(37)	++	34.1	15	1:51:00.6	(44)	++	34.2		
16	1:58:22.2	(41)	++	34.8	17	2:03:18.5	(44)	++	34.8	F	2:14:09.0	(45)	++	34.9		



<b>Legend:</b>	<b>+</b> Gap or time behind	<b>++</b> One minute or more behind in split time	<b>---</b> Stroke Rate Average
<b>F</b> Finish	<b>SPM</b> Average strokes per minute	<b>STC</b> Total strokes	

Official Timekeeping by OMEGA

Event 104  
29 JUN 2022 - 8:00

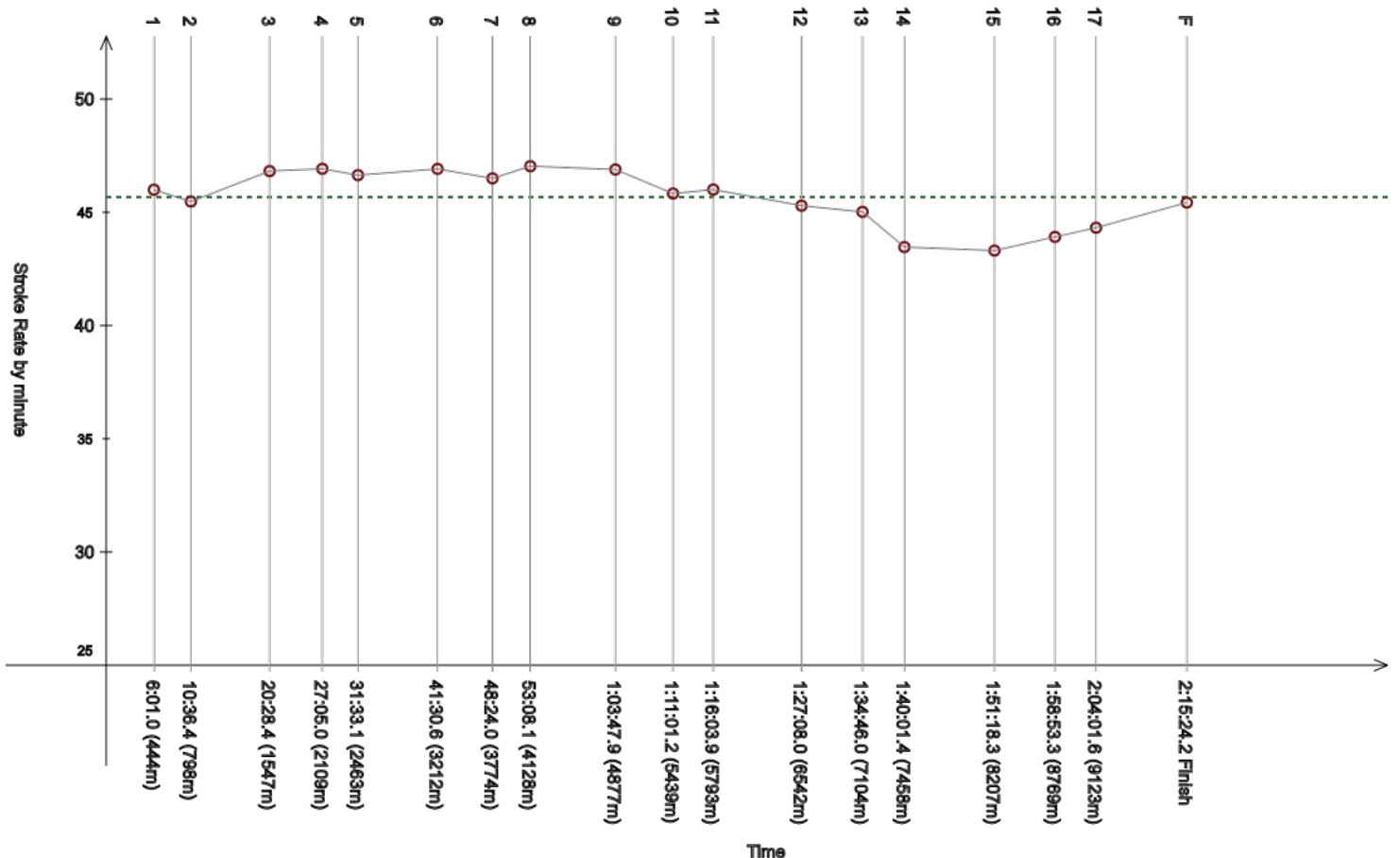
Women's 10km  
10km - femmes

### Race Analysis Analyse de course

Rank	Bib	Name	NAT Code	Finish Time	Gap
46	218	PORTILLO GONZALES Fatima	ESA	2:15:24.2	+12:55.0

Split	Time	Rank	Gap	SPM	Split	Time	Rank	Gap	SPM	Split	Time	Rank	Gap	SPM	SPM	STC
1	6:01.0	(24)	+12.5	46.0	2	10:36.4	(41)	+17.5	45.5	3	20:28.4	(43)	+16.3	46.8		
4	27:05.0	(39)	+17.5	46.9	5	31:33.1	(27)	+12.8	46.6	6	41:30.6	(43)	+23.2	46.9		
7	48:24.0	(44)	+43.5	46.5	8	53:08.1	(38)	+59.0	47.0	9	1:03:47.9	(44)	++	46.9	45.7	6190
10	1:11:01.2	(43)	++	45.8	11	1:16:03.9	(43)	++	46.0	12	1:27:08.0	(44)	++	45.3		
13	1:34:46.0	(44)	++	45.0	14	1:40:01.4	(36)	++	43.5	15	1:51:18.3	(47)	++	43.3		
16	1:58:53.3	(43)	++	43.9	17	2:04:01.6	(45)	++	44.3	F	2:15:24.2	(46)	++	45.4		



Legend:			
+	Gap or time behind	++	One minute or more behind in split time
F	Finish	SPM	Average strokes per minute
---	Stroke Rate Average	STC	Total strokes

Official Timekeeping by OMEGA

Event 104  
29 JUN 2022 - 8:00

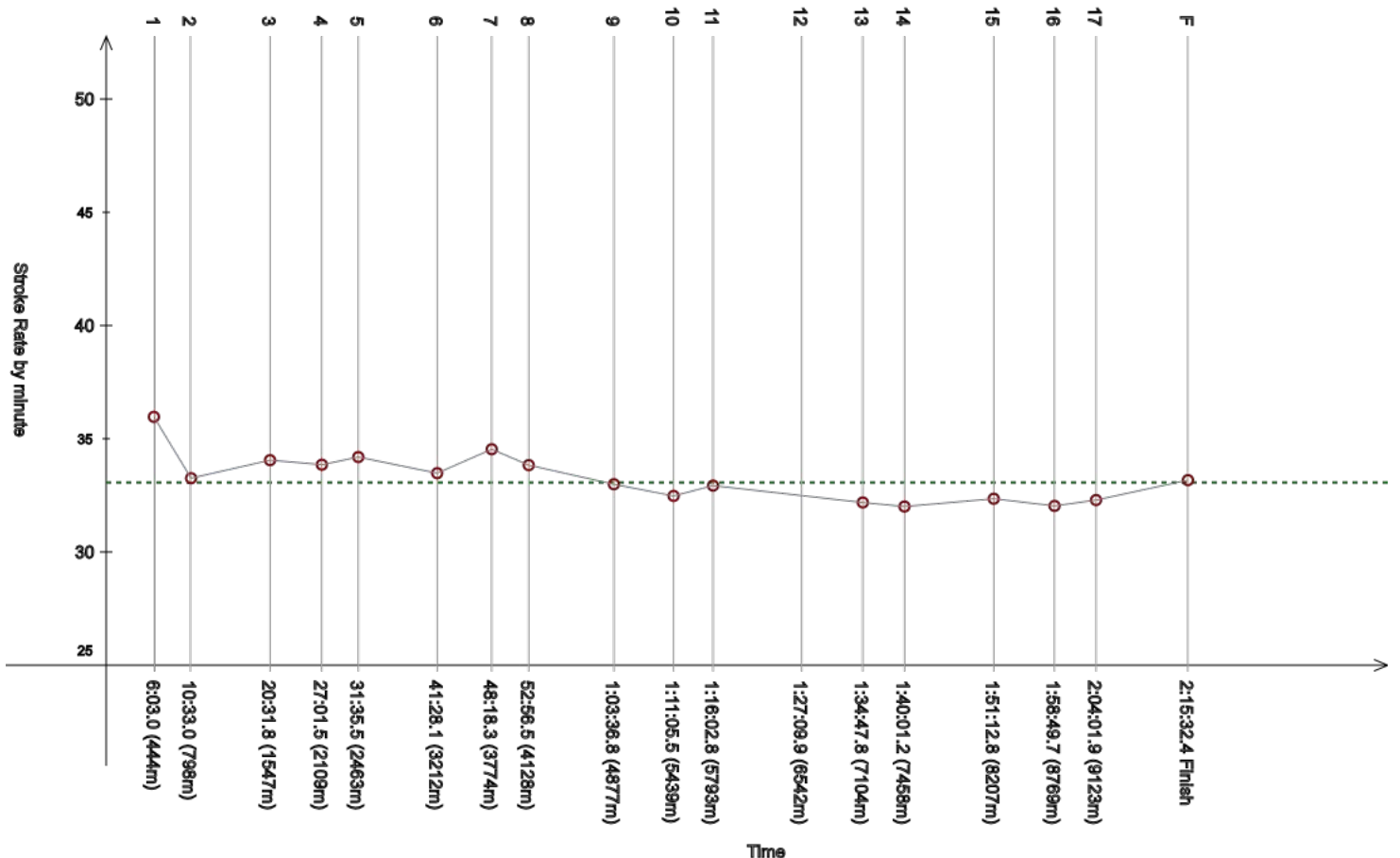
Women's 10km  
10km - femmes

### Race Analysis Analyse de course

Rank	Bib	Name	NAT Code	Finish Time	Gap
47	225	CHOOPONG Pimpun	THA	2:15:32.4	+13:03.2

Split	Time	Rank	Gap	SPM	Split	Time	Rank	Gap	SPM	Split	Time	Rank	Gap	SPM	SPM	STC
1	6:03.0	(30)	+14.5	36.0	2	10:33.0	(=35)	+14.1	33.3	3	20:31.8	(45)	+19.7	34.1		
4	27:01.5	(34)	+14.0	33.9	5	31:35.5	(35)	+15.2	34.2	6	41:28.1	(38)	+20.7	33.5		
7	48:18.3	(43)	+37.8	34.5	8	52:56.5	(37)	+47.4	33.8	9	1:03:36.8	(43)	++	33.0	33.1	4527
10	1:11:05.5	(44)	++	32.5	11	1:16:02.8	(42)	++	32.9	12	1:27:09.9	(45)	++	-		
13	1:34:47.8	(45)	++	32.2	14	1:40:01.2	(35)	++	32.0	15	1:51:12.8	(46)	++	32.4		
16	1:58:49.7	(42)	++	32.0	17	2:04:01.9	(46)	++	32.3	F	2:15:32.4	(47)	++	33.2		



Legend:			
+	Gap or time behind	++	One minute or more behind in split time
F	Finish	SPM	Average strokes per minute
- - - -	Stroke Rate Average	STC	Total strokes

Official Timekeeping by OMEGA

Event 104  
29 JUN 2022 - 8:00

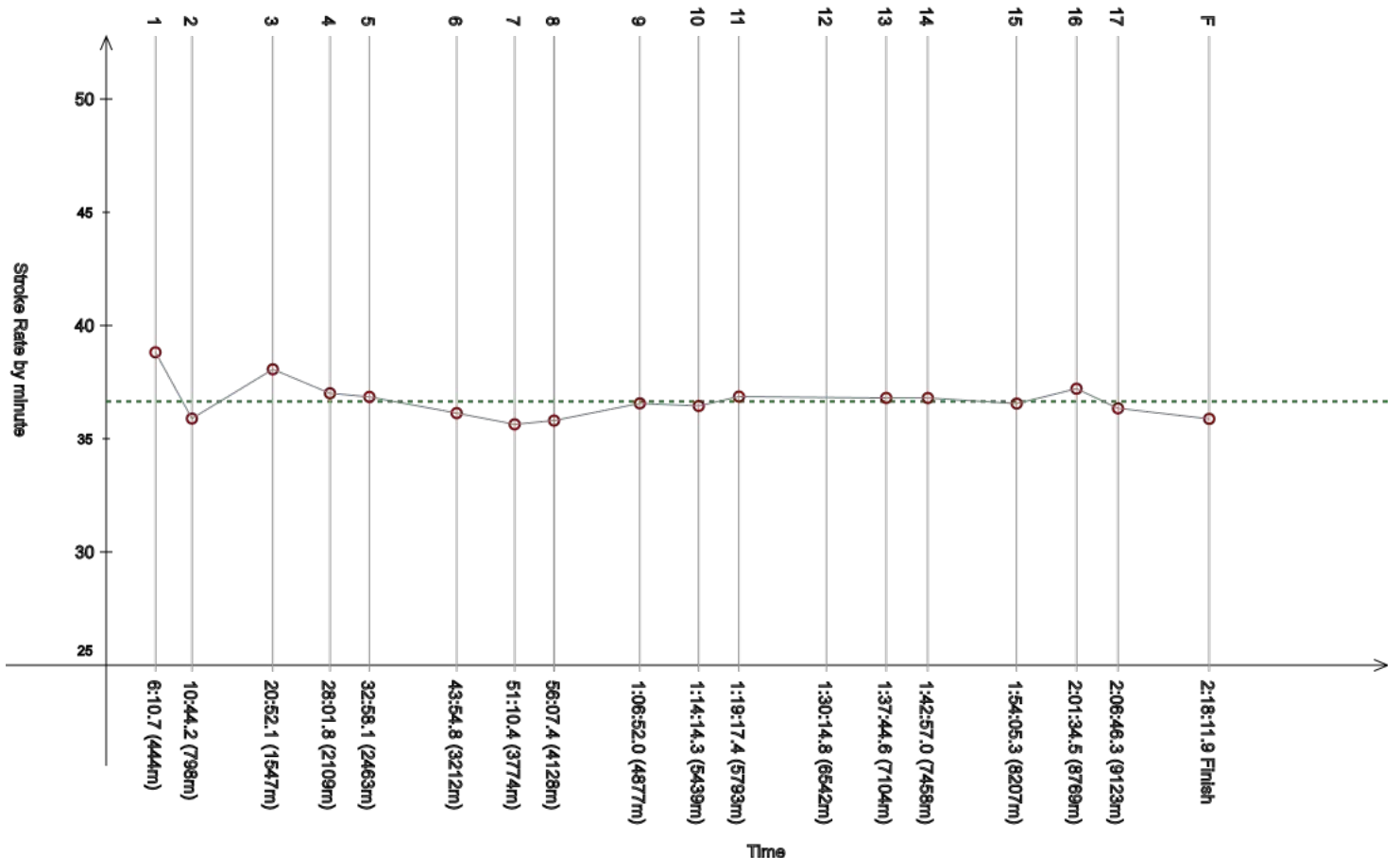
Women's 10km  
10km - femmes

### Race Analysis Analyse de course

Rank	Bib	Name	NAT Code	Finish Time	Gap
48	229	PARK Jungju	KOR	2:18:11.9	+15:42.7

Split	Time	Rank	Gap	SPM	Split	Time	Rank	Gap	SPM	Split	Time	Rank	Gap	SPM	SPM	STC
1	6:10.7	(43)	+22.2	38.8	2	10:44.2	(49)	+25.3	35.9	3	20:52.1	(46)	+40.0	38.1		
4	28:01.8	(47)	++	37.0	5	32:58.1	(49)	++	36.9	6	43:54.8	(52)	++	36.1		
7	51:10.4	(52)	++	35.6	8	56:07.4	(46)	++	35.8	9	1:06:52.0	(48)	++	36.6	36.6	5079
10	1:14:14.3	(48)	++	36.5	11	1:19:17.4	(46)	++	36.9	12	1:30:14.8	(48)	++	-		
13	1:37:44.6	(48)	++	36.8	14	1:42:57.0	(39)	++	36.8	15	1:54:05.3	(48)	++	36.6		
16	2:01:34.5	(44)	++	37.2	17	2:06:46.3	(47)	++	36.3	F	2:18:11.9	(48)	++	35.9		



Legend:			
+	Gap or time behind	++	One minute or more behind in split time
F	Finish	SPM	Average strokes per minute
---	Stroke Rate Average	STC	Total strokes

Official Timekeeping by OMEGA



Event 104  
29 JUN 2022 - 8:00

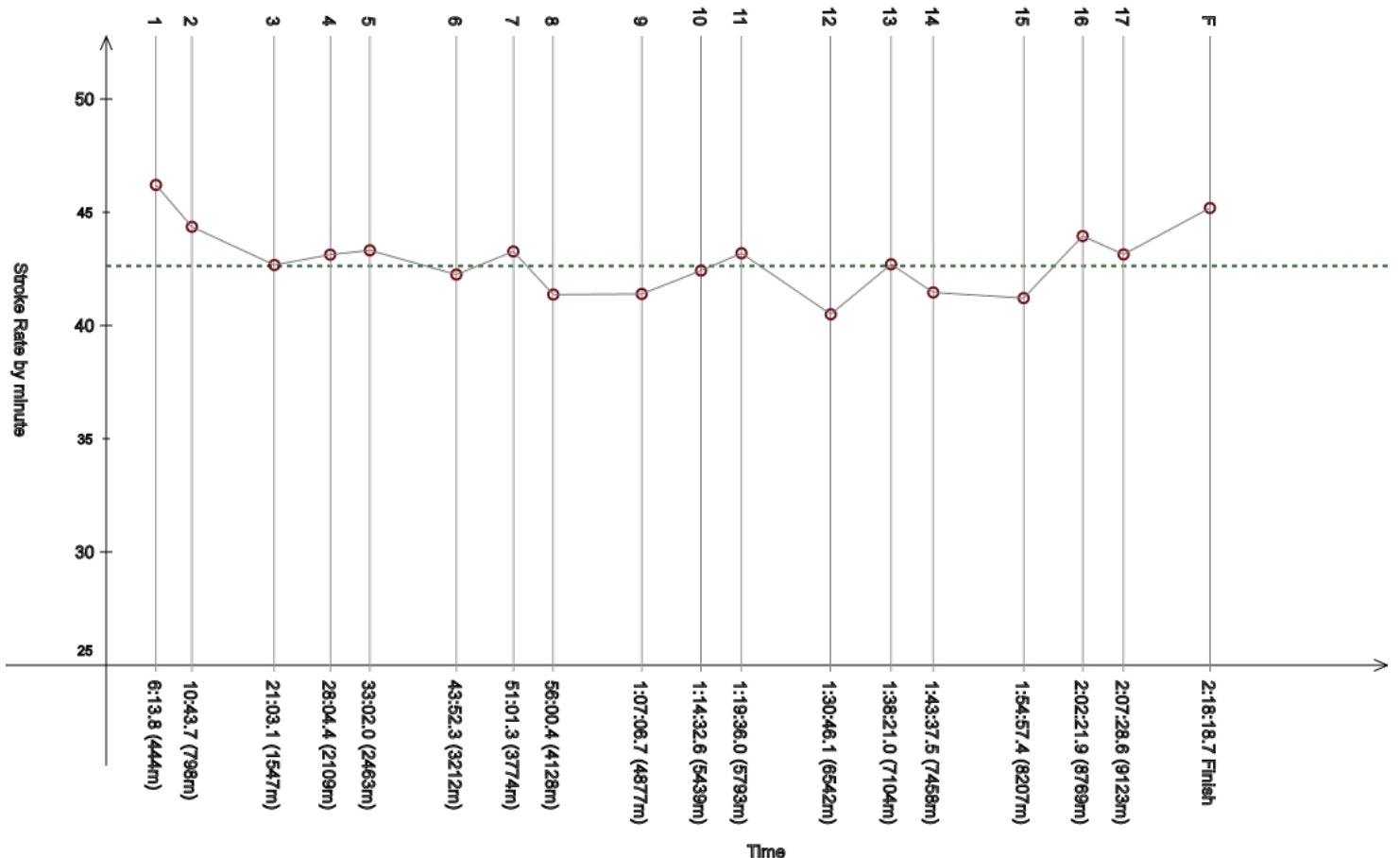
Women's 10km  
10km - femmes

### Race Analysis Analyse de course

Rank	Bib	Name	NAT Code	Finish Time	Gap
49	250	GUEVARA LUCERO Sofia	ECU	2:18:18.7	+15:49.5

Split	Time	Rank	Gap	SPM	Split	Time	Rank	Gap	SPM	Split	Time	Rank	Gap	SPM	SPM	STC
1	6:13.8	(46)	+25.3	46.2	2	10:43.7	(48)	+24.8	44.4	3	21:03.1	(52)	+51.0	42.7		
4	28:04.4	(50)	++	43.1	5	33:02.0	(50)	++	43.3	6	43:52.3	(50)	++	42.3		
7	51:01.3	(49)	++	43.3	8	56:00.4	(44)	++	41.4	9	1:07:06.7	(52)	++	41.4	42.6	5908
10	1:14:32.6	(49)	++	42.4	11	1:19:36.0	(47)	++	43.2	12	1:30:46.1	(50)	++	40.5		
13	1:38:21.0	(50)	++	42.7	14	1:43:37.5	(41)	++	41.5	15	1:54:57.4	(49)	++	41.2		
16	2:02:21.9	(45)	++	44.0	17	2:07:28.6	(48)	++	43.1	F	2:18:18.7	(49)	++	45.2		



<b>+</b>	Gap or time behind	<b>++</b>	One minute or more behind in split time	<b>---</b>	Stroke Rate Average
<b>F</b>	Finish	<b>SPM</b>	Average strokes per minute	<b>STC</b>	Total strokes

Official Timekeeping by OMEGA

Event 104  
29 JUN 2022 - 8:00

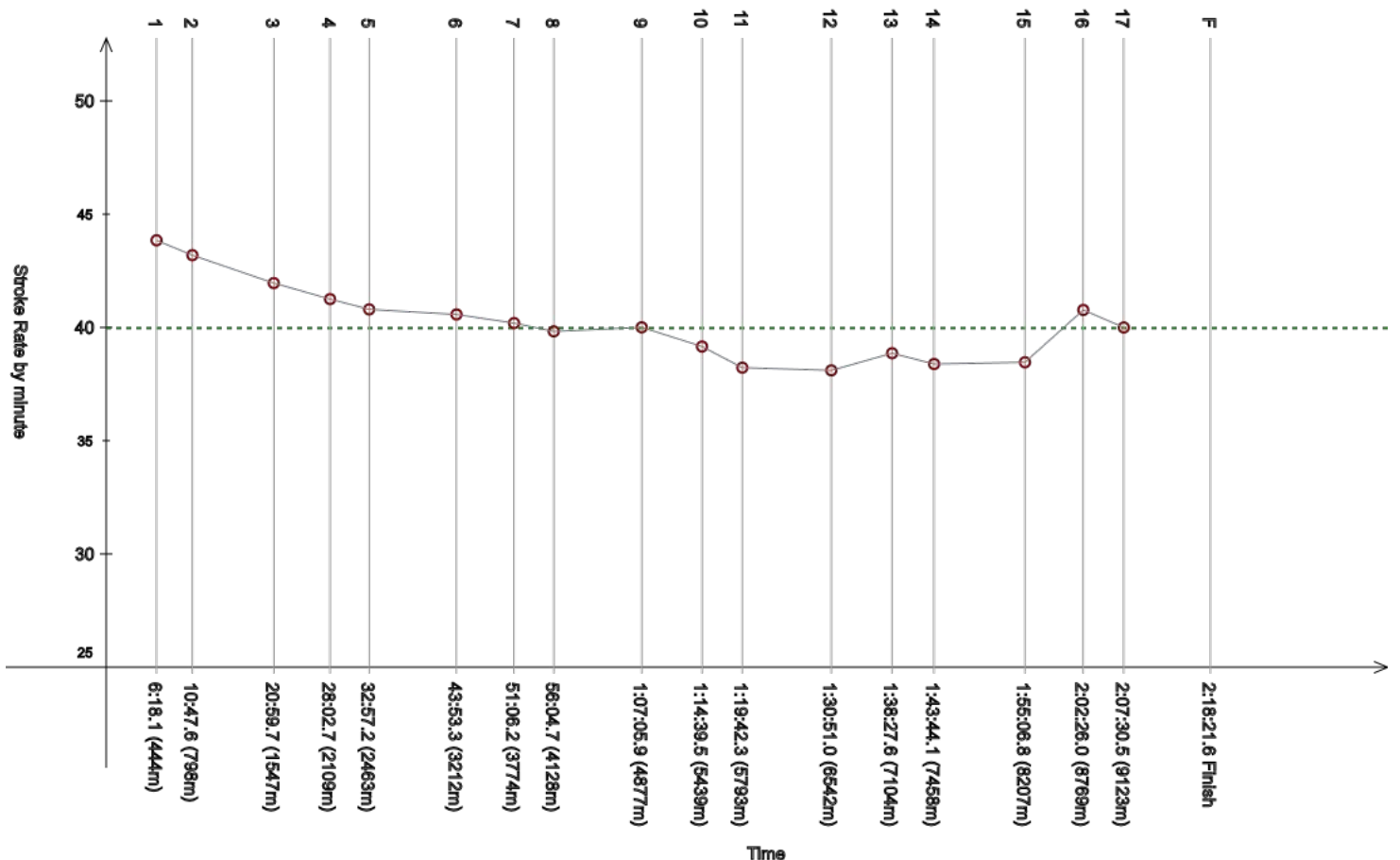
Women's 10km  
10km - femmes

### Race Analysis Analyse de course

Rank	Bib	Name	NAT Code	Finish Time	Gap
50	227	BERMEO PINDUISACA Jocelyn	ECU	2:18:21.6	+15:52.4

Split	Time	Rank	Gap	SPM	Split	Time	Rank	Gap	SPM	Split	Time	Rank	Gap	SPM	SPM	STC
1	6:18.1	(50)	+29.6	43.9	2	10:47.6	(51)	+28.7	43.2	3	20:59.7	(49)	+47.6	42.0		
4	28:02.7	(48)	++	41.3	5	32:57.2	(48)	++	40.8	6	43:53.3	(51)	++	40.6		
7	51:06.2	(51)	++	40.2	8	56:04.7	(45)	++	39.8	9	1:07:05.9	(50)	++	40.0	40.0	5146
10	1:14:39.5	(52)	++	39.2	11	1:19:42.3	(50)	++	38.2	12	1:30:51.0	(52)	++	38.1		
13	1:38:27.6	(52)	++	38.9	14	1:43:44.1	(43)	++	38.4	15	1:55:06.8	(52)	++	38.5		
16	2:02:26.0	(46)	++	40.8	17	2:07:30.5	(49)	++	40.0	F	2:18:21.6	(50)	++	-		



Legend:			
+	Gap or time behind	++	One minute or more behind in split time
F	Finish	SPM	Average strokes per minute
---	Stroke Rate Average	STC	Total strokes

Official Timekeeping by OMEGA

Event 104  
29 JUN 2022 - 8:00

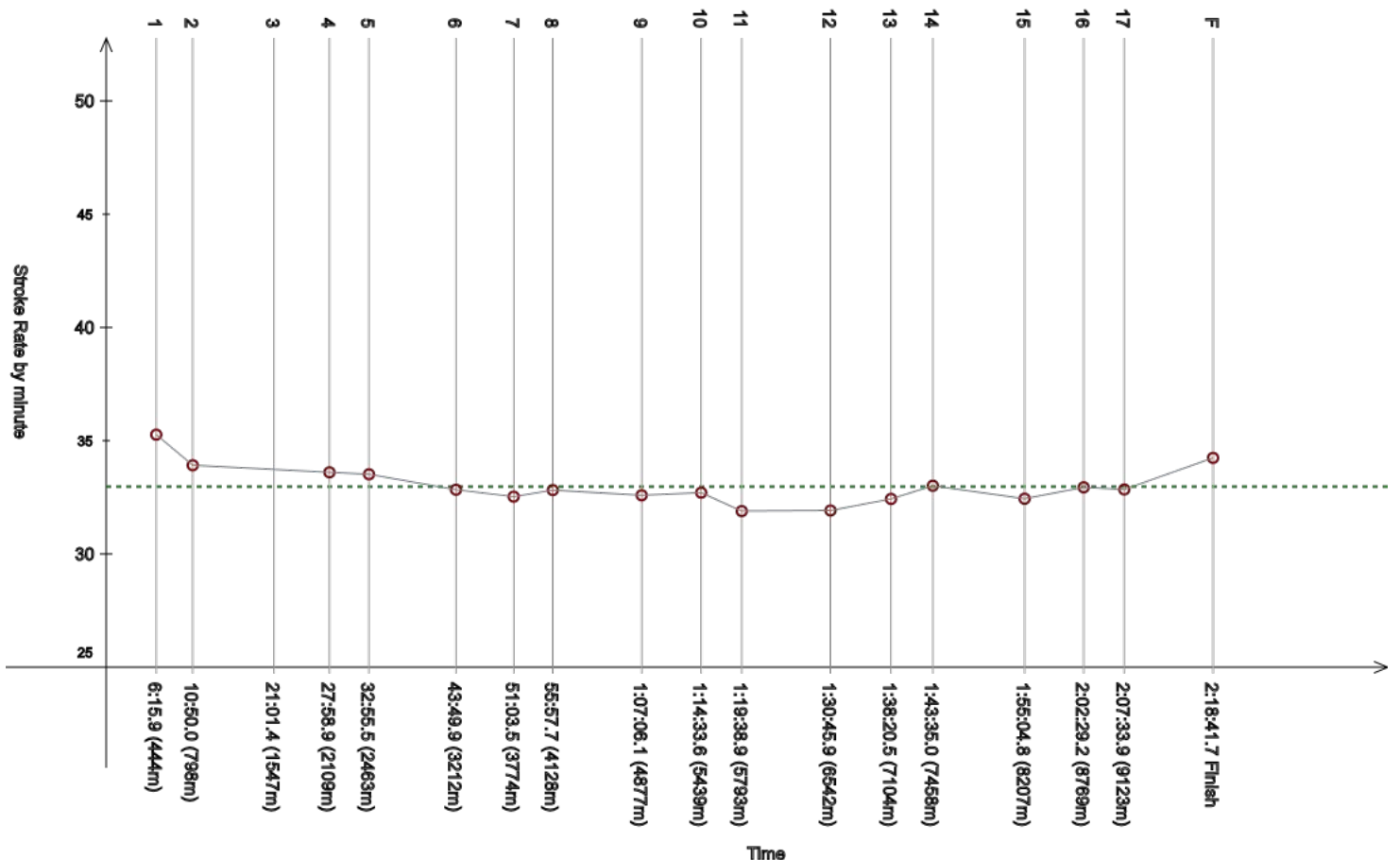
Women's 10km  
10km - femmes

### Race Analysis Analyse de course

Rank	Bib	Name	NAT Code	Finish Time	Gap
51	251	BONDARENKO Mariia	UKR	2:18:41.7	+16:12.5

Split	Time	Rank	Gap	SPM	Split	Time	Rank	Gap	SPM	Split	Time	Rank	Gap	SPM	SPM	STC
1	6:15.9	(48)	+27.4	35.3	2	10:50.0	(53)	+31.1	33.9	3	21:01.4	(50)	+49.3	-		
4	27:58.9	(46)	++	33.6	5	32:55.5	(46)	++	33.5	6	43:49.9	(49)	++	32.8		
7	51:03.5	(50)	++	32.5	8	55:57.7	(42)	++	32.8	9	1:07:06.1	(51)	++	32.6	33.0	4598
10	1:14:33.6	(50)	++	32.7	11	1:19:38.9	(48)	++	31.9	12	1:30:45.9	(49)	++	31.9		
13	1:38:20.5	(49)	++	32.4	14	1:43:35.0	(40)	++	33.0	15	1:55:04.8	(51)	++	32.4		
16	2:02:29.2	(47)	++	32.9	17	2:07:33.9	(50)	++	32.8	F	2:18:41.7	(51)	++	34.2		



<b>Legend:</b>	<b>+</b> Gap or time behind	<b>++</b> One minute or more behind in split time	<b>---</b> Stroke Rate Average
<b>F</b> Finish	<b>SPM</b> Average strokes per minute	<b>STC</b> Total strokes	

Official Timekeeping by OMEGA

**Event 104**  
29 JUN 2022 - 8:00

**Women's 10km**  
10km - femmes

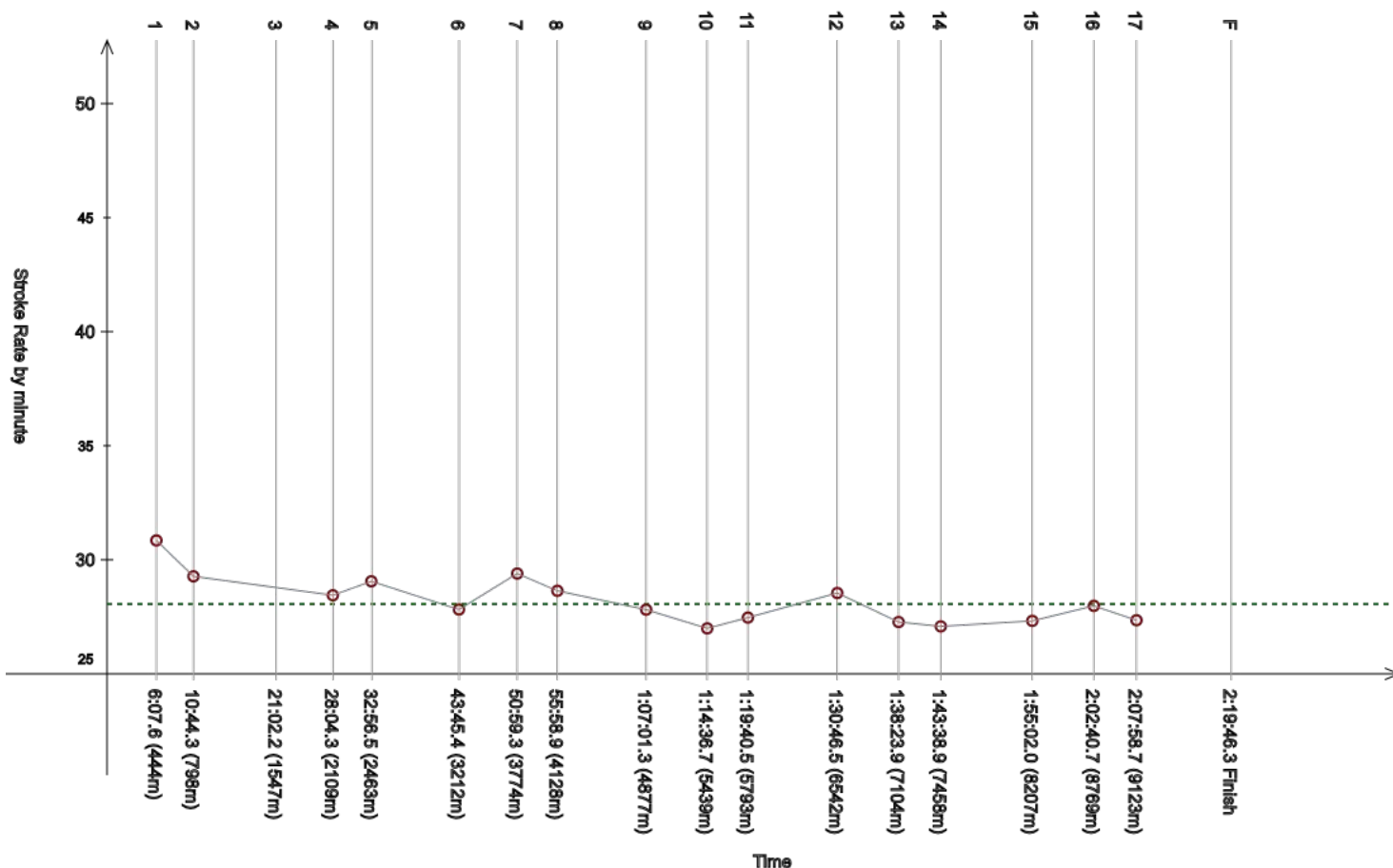
### Race Analysis

Analyse de course

Rank	Bib	Name	NAT Code	Finish Time	Gap
52	260	WANG Yi-Chen	TPE	2:19:46.3	+17:17.1

Split	Time	Rank	Gap	SPM	Split	Time	Rank	Gap	SPM	Split	Time	Rank	Gap	SPM	SPM	STC
1	6:07.6	(37)	+19.1	30.9	2	10:44.3	(50)	+25.4	29.3	3	21:02.2	(51)	+50.1	-		
4	28:04.3	(49)	++	28.4	5	32:56.5	(47)	++	29.1	6	43:45.4	(48)	++	27.8		
7	50:59.3	(48)	++	29.4	8	55:58.9	(43)	++	28.6	9	1:07:01.3	(49)	++	27.8	28.1	3613
10	1:14:36.7	(51)	++	27.0	11	1:19:40.5	(49)	++	27.5	12	1:30:46.5	(51)	++	28.5		
13	1:38:23.9	(51)	++	27.3	14	1:43:38.9	(42)	++	27.1	15	1:55:02.0	(50)	++	27.3		
16	2:02:40.7	(48)	++	28.0	17	2:07:58.7	(51)	++	27.4	F	2:19:46.3	(52)	++	-		



<b>+</b>	Gap or time behind	<b>++</b>	One minute or more behind in split time	- - -	Stroke Rate Average
<b>F</b>	Finish	<b>SPM</b>	Average strokes per minute	<b>STC</b>	Total strokes

Official Timekeeping by OMEGA

Event 104  
29 JUN 2022 - 8:00

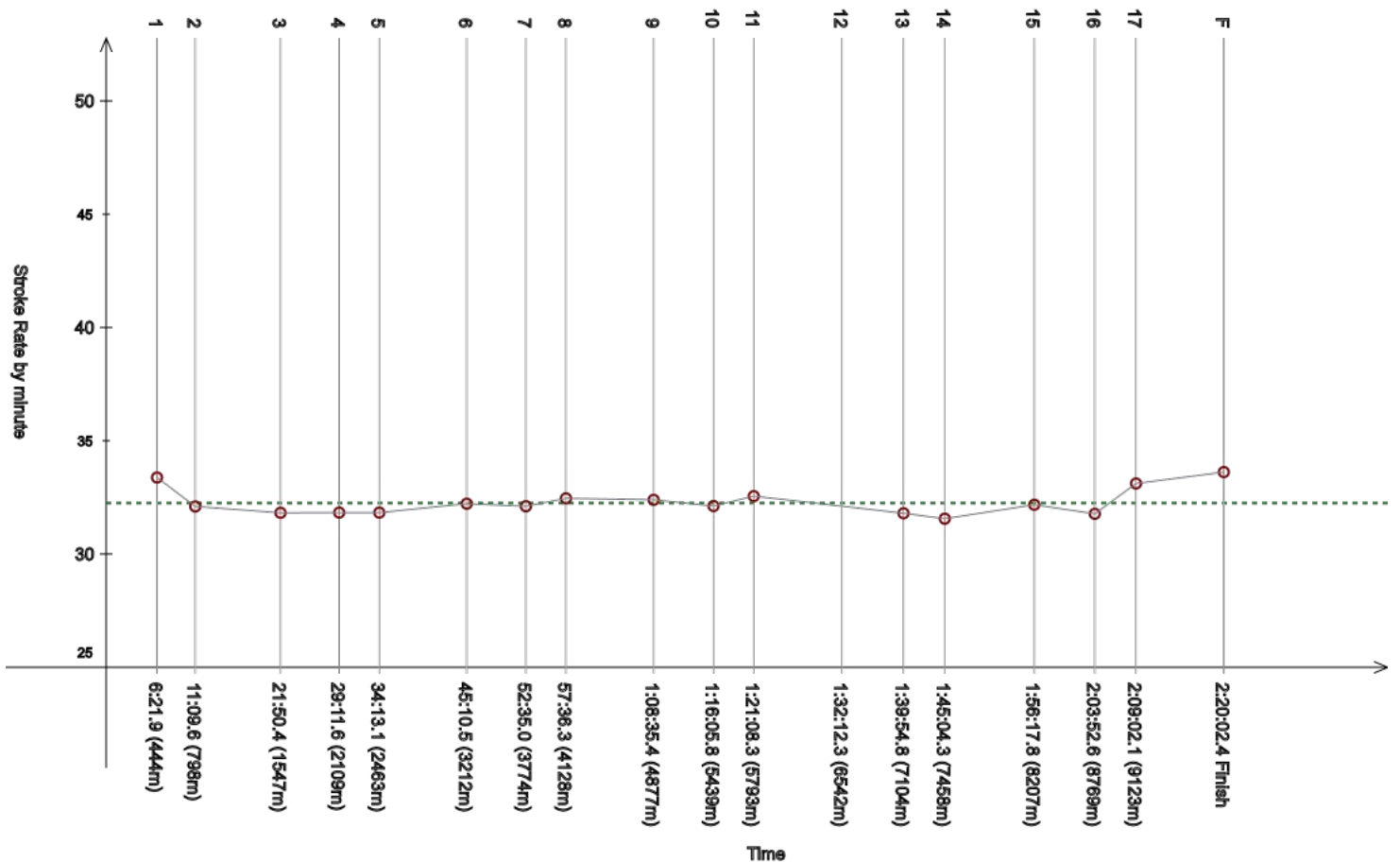
Women's 10km  
10km - femmes

### Race Analysis Analyse de course

Rank	Bib	Name	NAT Code	Finish Time	Gap
53	217	YEO Samantha	SGP	2:20:02.4	+17:33.2

Split	Time	Rank	Gap	SPM	Split	Time	Rank	Gap	SPM	Split	Time	Rank	Gap	SPM	SPM	STC
1	6:21.9	(52)	+33.4	33.4	2	11:09.6	(56)	+50.7	32.1	3	21:50.4	(54)	++	31.8		
4	29:11.6	(52)	++	31.8	5	34:13.1	(52)	++	31.8	6	45:10.5	(53)	++	32.2		
7	52:35.0	(53)	++	32.1	8	57:36.3	(47)	++	32.5	9	1:08:35.4	(53)	++	32.4	32.3	4510
10	1:16:05.8	(53)	++	32.1	11	1:21:08.3	(51)	++	32.6	12	1:32:12.3	(53)	++	-		
13	1:39:54.8	(53)	++	31.8	14	1:45:04.3	(44)	++	31.6	15	1:56:17.8	(53)	++	32.2		
16	2:03:52.6	(49)	++	31.8	17	2:09:02.1	(52)	++	33.1	F	2:20:02.4	(53)	++	33.6		



Legend:			
+	Gap or time behind	++	One minute or more behind in split time
F	Finish	SPM	Average strokes per minute
- - -	Stroke Rate Average	STC	Total strokes

Official Timekeeping by OMEGA

Event 104  
29 JUN 2022 - 8:00

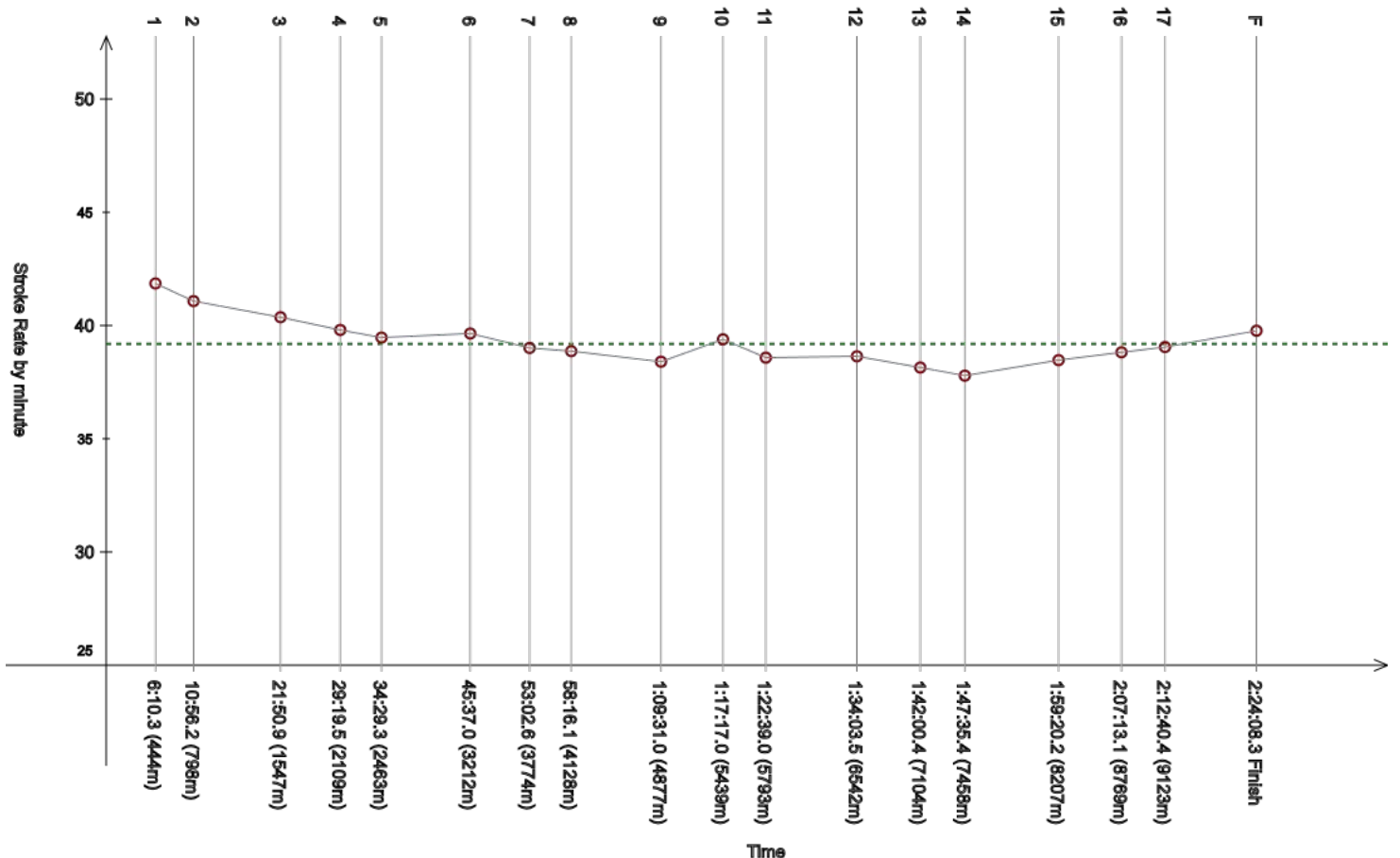
Women's 10km  
10km - femmes

### Race Analysis Analyse de course

Rank	Bib	Name	NAT Code	Finish Time	Gap
54	214	PORRES DEBROY Maria	GUA	2:24:08.3	+21:39.1

Split	Time	Rank	Gap	SPM	Split	Time	Rank	Gap	SPM	Split	Time	Rank	Gap	SPM	SPM	STC
1	6:10.3	(42)	+21.8	41.9	2	10:56.2	(54)	+37.3	41.1	3	21:50.9	(55)	++	40.4		
4	29:19.5	(53)	++	39.8	5	34:29.3	(53)	++	39.5	6	45:37.0	(55)	++	39.7		
7	53:02.6	(55)	++	39.0	8	58:16.1	(49)	++	38.9	9	1:09:31.0	(54)	++	38.4	39.2	5678
10	1:17:17.0	(54)	++	39.4	11	1:22:39.0	(52)	++	38.6	12	1:34:03.5	(55)	++	38.6		
13	1:42:00.4	(55)	++	38.1	14	1:47:35.4	(45)	++	37.8	15	1:59:20.2	(55)	++	38.5		
16	2:07:13.1	(50)	++	38.8	17	2:12:40.4	(53)	++	39.1	F	2:24:08.3	(54)	++	39.8		



Legend:			
+	Gap or time behind	++	One minute or more behind in split time
F	Finish	SPM	Average strokes per minute
- - -	Stroke Rate Average	STC	Total strokes

Official Timekeeping by OMEGA

**Event 104**  
29 JUN 2022 - 8:00

**Women's 10km**  
10km - femmes

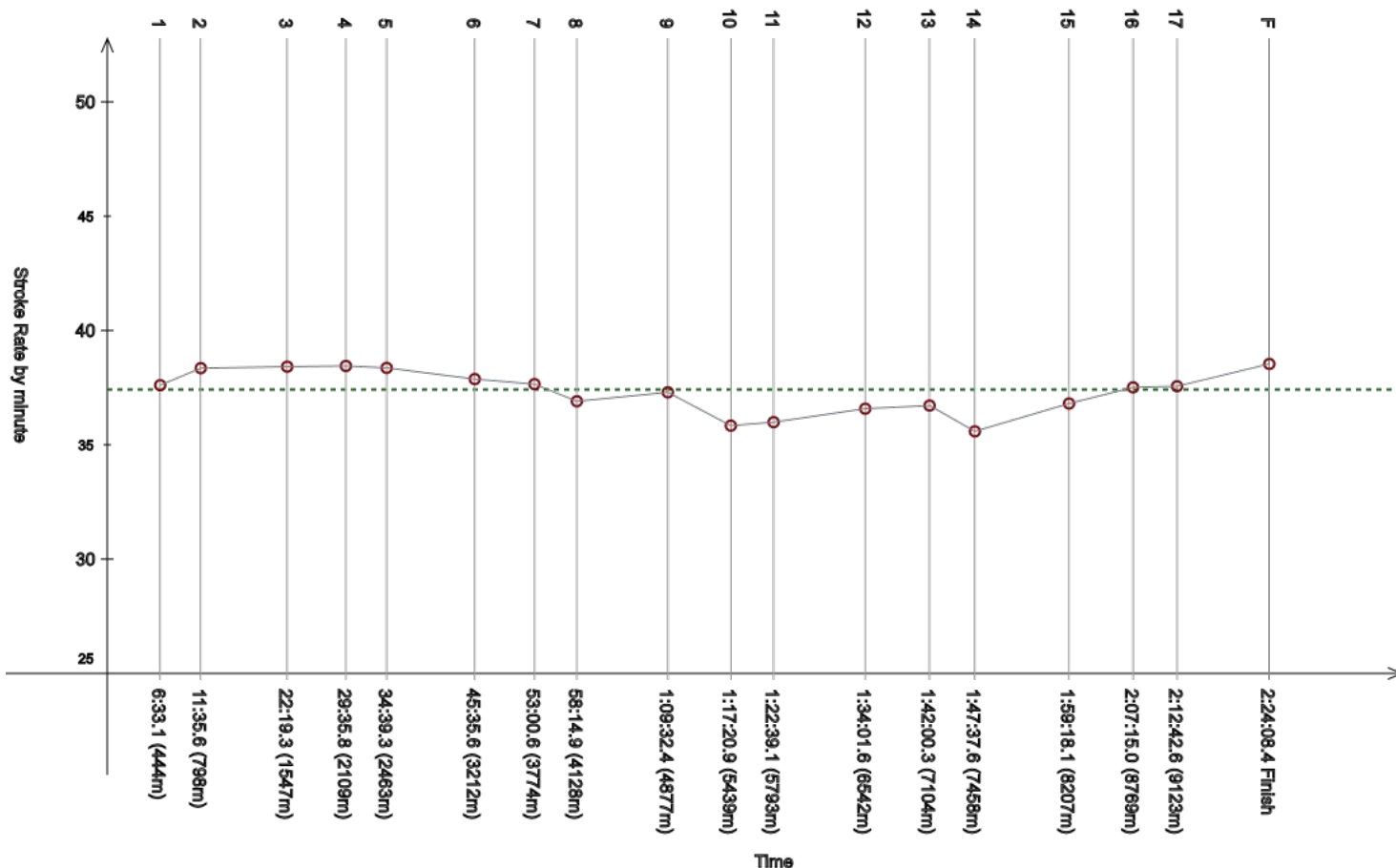
### Race Analysis

Analyse de course

Rank	Bib	Name	NAT Code	Finish Time	Gap
55	258	DIAZ TORRES Leandra	PUR	2:24:08.4	+21:39.2

Split	Time	Rank	Gap	SPM	Split	Time	Rank	Gap	SPM	Split	Time	Rank	Gap	SPM	SPM	STC
1	6:33.1	(55)	+44.6	37.6	2	11:35.6	(60)	++	38.4	3	22:19.3	(57)	++	38.4		
4	29:35.8	(55)	++	38.5	5	34:39.3	(54)	++	38.4	6	45:35.6	(54)	++	37.9		
7	53:00.6	(54)	++	37.7	8	58:14.9	(48)	++	36.9	9	1:09:32.4	(55)	++	37.3	37.4	5400
10	1:17:20.9	(55)	++	35.8	11	1:22:39.1	(53)	++	36.0	12	1:34:01.6	(54)	++	36.6		
13	1:42:00.3	(54)	++	36.7	14	1:47:37.6	(46)	++	35.6	15	1:59:18.1	(54)	++	36.8		
16	2:07:15.0	(51)	++	37.5	17	2:12:42.6	(54)	++	37.6	F	2:24:08.4	(55)	++	38.5		



<b>+</b>	Gap or time behind	<b>++</b>	One minute or more behind in split time	<b>---</b>	Stroke Rate Average
<b>F</b>	Finish	<b>SPM</b>	Average strokes per minute	<b>STC</b>	Total strokes

Official Timekeeping by OMEGA

Event 104  
29 JUN 2022 - 8:00

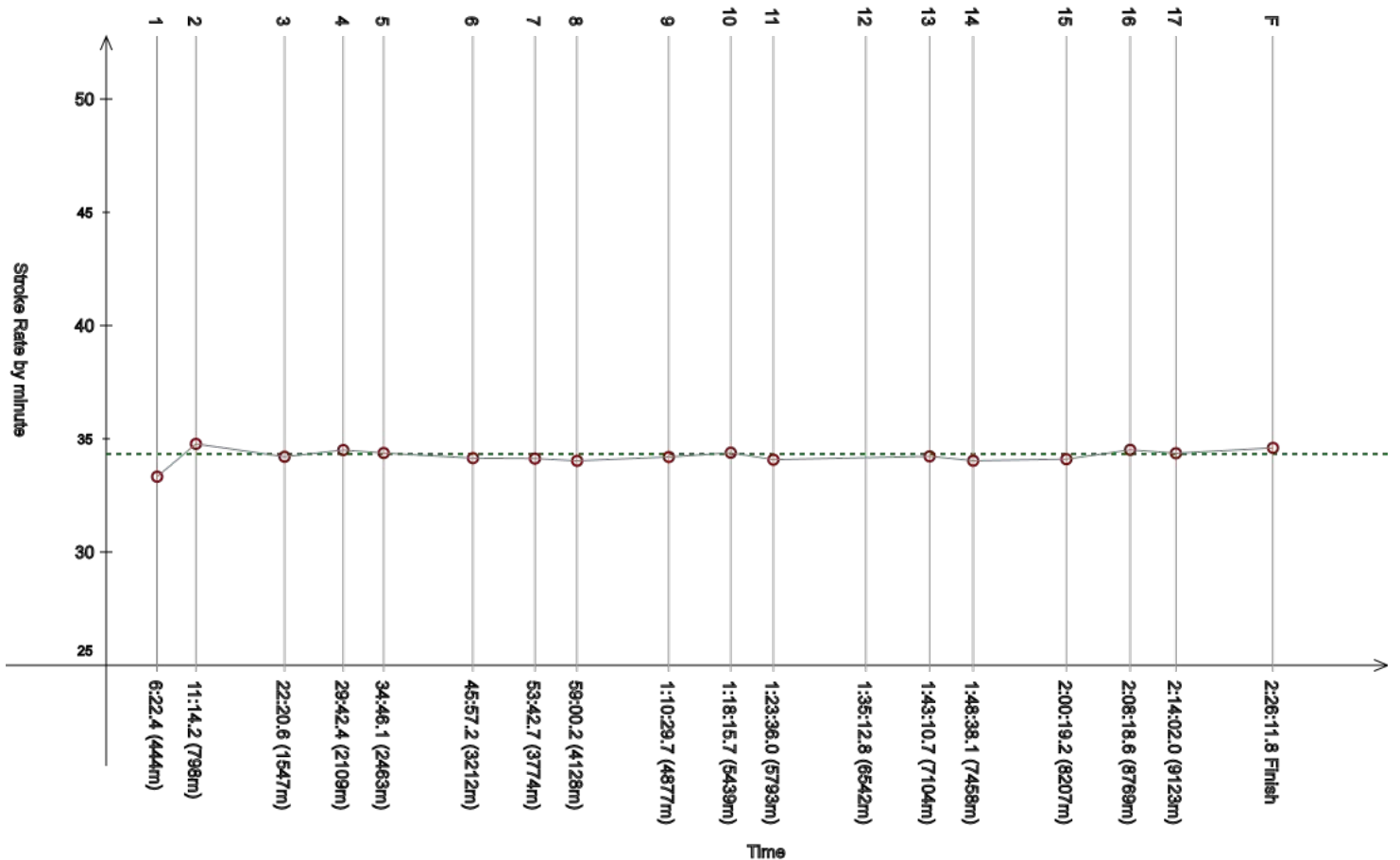
Women's 10km  
10km - femmes

### Race Analysis Analyse de course

Rank	Bib	Name	NAT Code	Finish Time	Gap
56	212	QUILES SANTOS Alondra Itzel	PUR	2:26:11.8	+23:42.6

Split	Time	Rank	Gap	SPM	Split	Time	Rank	Gap	SPM	Split	Time	Rank	Gap	SPM	SPM	STC
1	6:22.4	(53)	+33.9	33.3	2	11:14.2	(58)	+55.3	34.8	3	22:20.6	(58)	++	34.2		
4	29:42.4	(56)	++	34.5	5	34:46.1	(55)	++	34.4	6	45:57.2	(57)	++	34.2		
7	53:42.7	(56)	++	34.1	8	59:00.2	(50)	++	34.0	9	1:10:29.7	(56)	++	34.2	34.3	5068
10	1:18:15.7	(56)	++	34.4	11	1:23:36.0	(54)	++	34.1	12	1:35:12.8	(56)	++	-		
13	1:43:10.7	(56)	++	34.2	14	1:48:38.1	(47)	++	34.0	15	2:00:19.2	(56)	++	34.1		
16	2:08:18.6	(52)	++	34.5	17	2:14:02.0	(55)	++	34.4	F	2:26:11.8	(56)	++	34.6		



Legend:					
+	Gap or time behind	++	One minute or more behind in split time	---	Stroke Rate Average
F	Finish	SPM	Average strokes per minute	STC	Total strokes

Official Timekeeping by OMEGA



Event 104  
29 JUN 2022 - 8:00

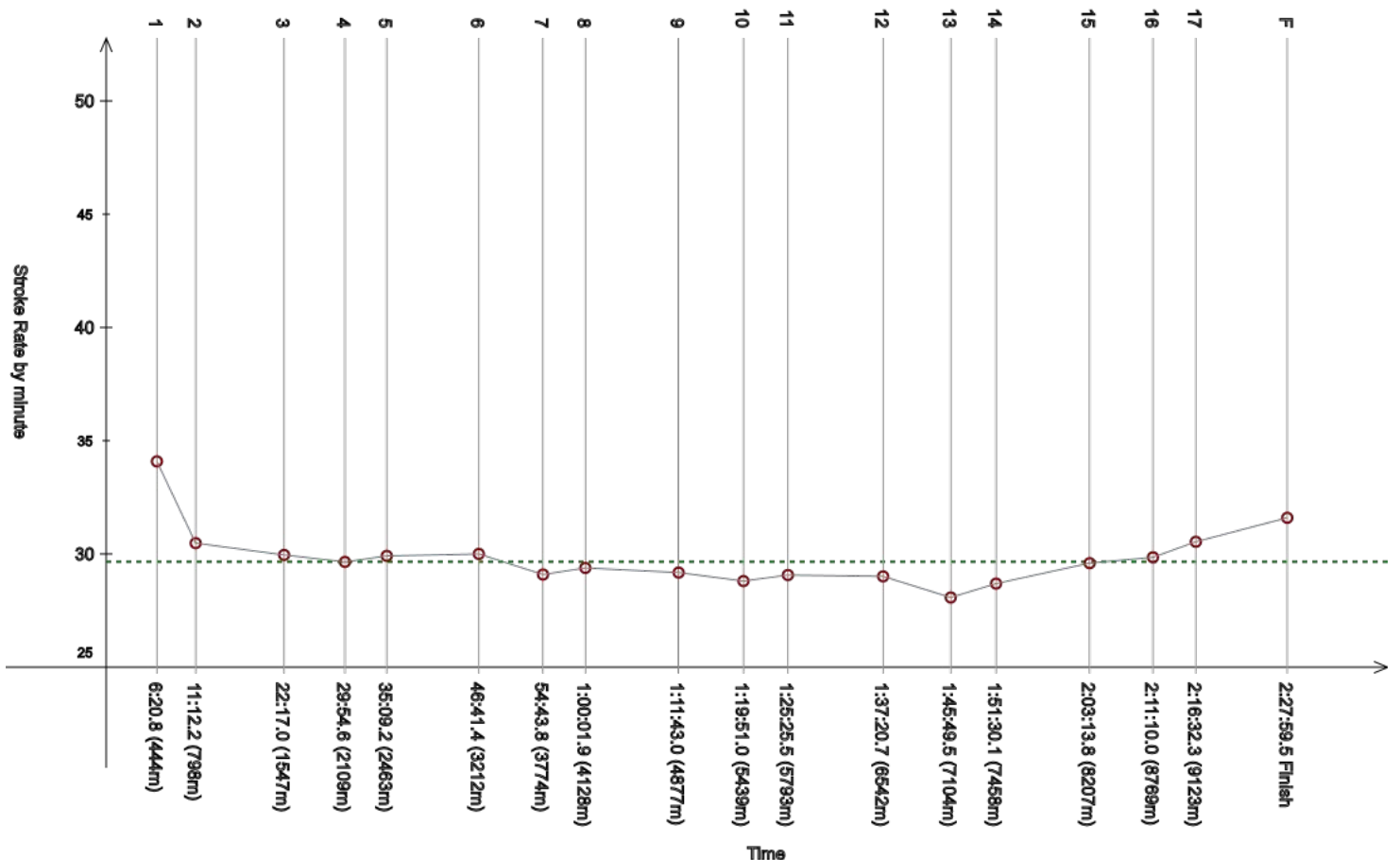
Women's 10km  
10km - femmes

### Race Analysis Analyse de course

Rank	Bib	Name	NAT Code	Finish Time	Gap
57	220	BAVORNSUKSERI Natwara	THA	2:27:59.5	+25:30.3

Split	Time	Rank	Gap	SPM	Split	Time	Rank	Gap	SPM	Split	Time	Rank	Gap	SPM	SPM	STC
1	6:20.8	(51)	+32.3	34.1	2	11:12.2	(57)	+53.3	30.5	3	22:17.0	(56)	++	30.0		
4	29:54.6	(57)	++	29.7	5	35:09.2	(57)	++	29.9	6	46:41.4	(58)	++	30.0		
7	54:43.8	(57)	++	29.1	8	1:00:01.9	(51)	++	29.4	9	1:11:43.0	(57)	++	29.2	29.7	4415
10	1:19:51.0	(57)	++	28.8	11	1:25:25.5	(55)	++	29.1	12	1:37:20.7	(57)	++	29.0		
13	1:45:49.5	(57)	++	28.1	14	1:51:30.1	(48)	++	28.7	15	2:03:13.8	(57)	++	29.6		
16	2:11:10.0	(53)	++	29.9	17	2:16:32.3	(56)	++	30.5	F	2:27:59.5	(57)	++	31.6		



Legend:			
+	Gap or time behind	++	One minute or more behind in split time
F	Finish	SPM	Average strokes per minute
---	Stroke Rate Average	STC	Total strokes

Official Timekeeping by OMEGA

Event 104  
29 JUN 2022 - 8:00

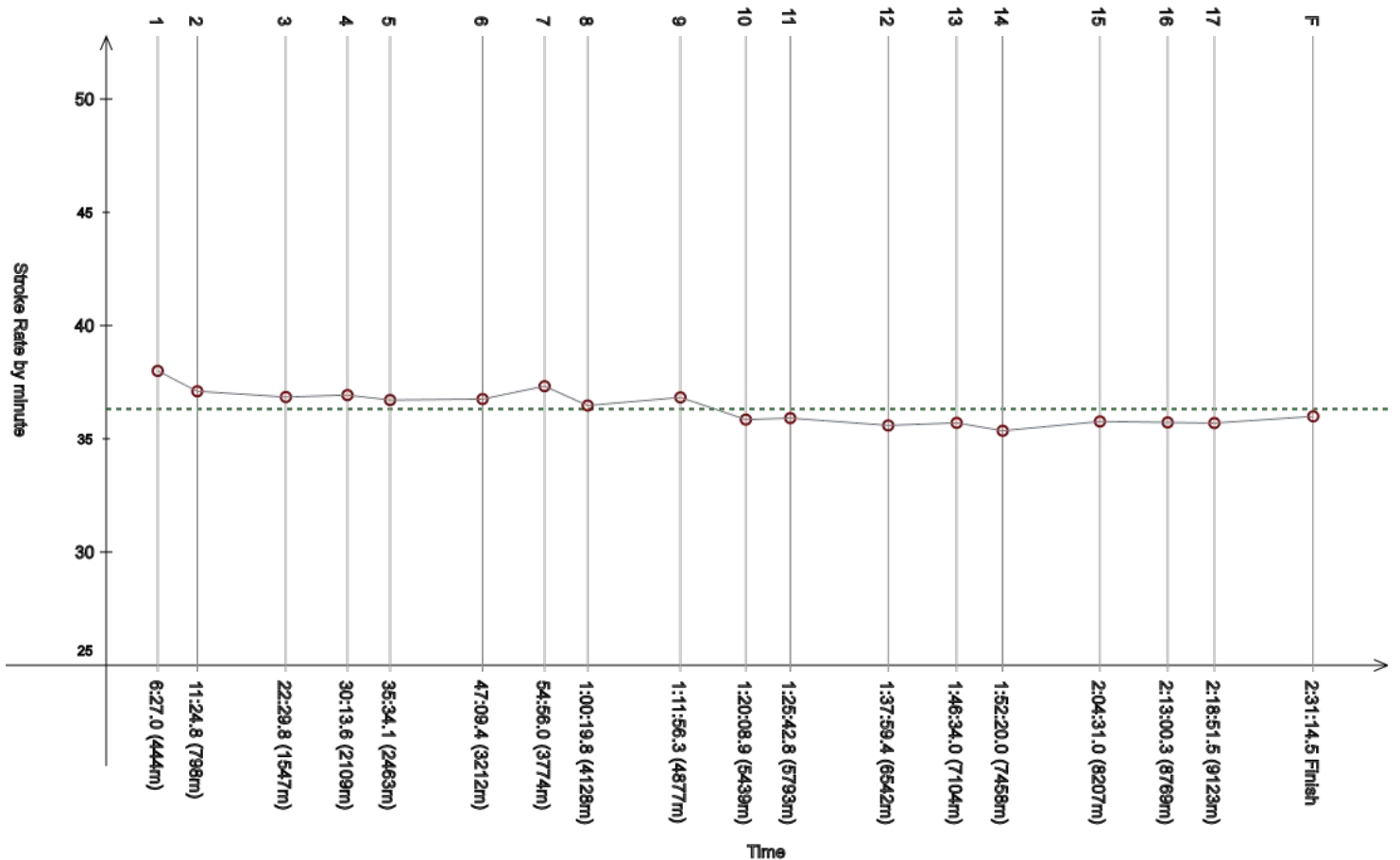
Women's 10km  
10km - femmes

### Race Analysis Analyse de course

Rank	Bib	Name	NAT Code	Finish Time	Gap
58	213	CARDOZO SILVERA Maiza	URU	2:31:14.5	+28:45.3

Split	Time	Rank	Gap	SPM	Split	Time	Rank	Gap	SPM	Split	Time	Rank	Gap	SPM	SPM	STC
1	6:27.0	(54)	+38.5	38.0	2	11:24.8	(59)	++	37.1	3	22:29.8	(59)	++	36.8		
4	30:13.6	(58)	++	36.9	5	35:34.1	(58)	++	36.7	6	47:09.4	(60)	++	36.8		
7	54:56.0	(59)	++	37.3	8	1:00:19.8	(53)	++	36.5	9	1:11:56.3	(58)	++	36.8	36.3	5502
10	1:20:08.9	(58)	++	35.9	11	1:25:42.8	(56)	++	35.9	12	1:37:59.4	(58)	++	35.6		
13	1:46:34.0	(58)	++	35.7	14	1:52:20.0	(49)	++	35.4	15	2:04:31.0	(58)	++	35.8		
16	2:13:00.3	(54)	++	35.7	17	2:18:51.5	(57)	++	35.7	F	2:31:14.5	(58)	++	36.0		



Legend:			
+	Gap or time behind	++	One minute or more behind in split time
F	Finish	SPM	Average strokes per minute
---	Stroke Rate Average	STC	Total strokes

Official Timekeeping by OMEGA

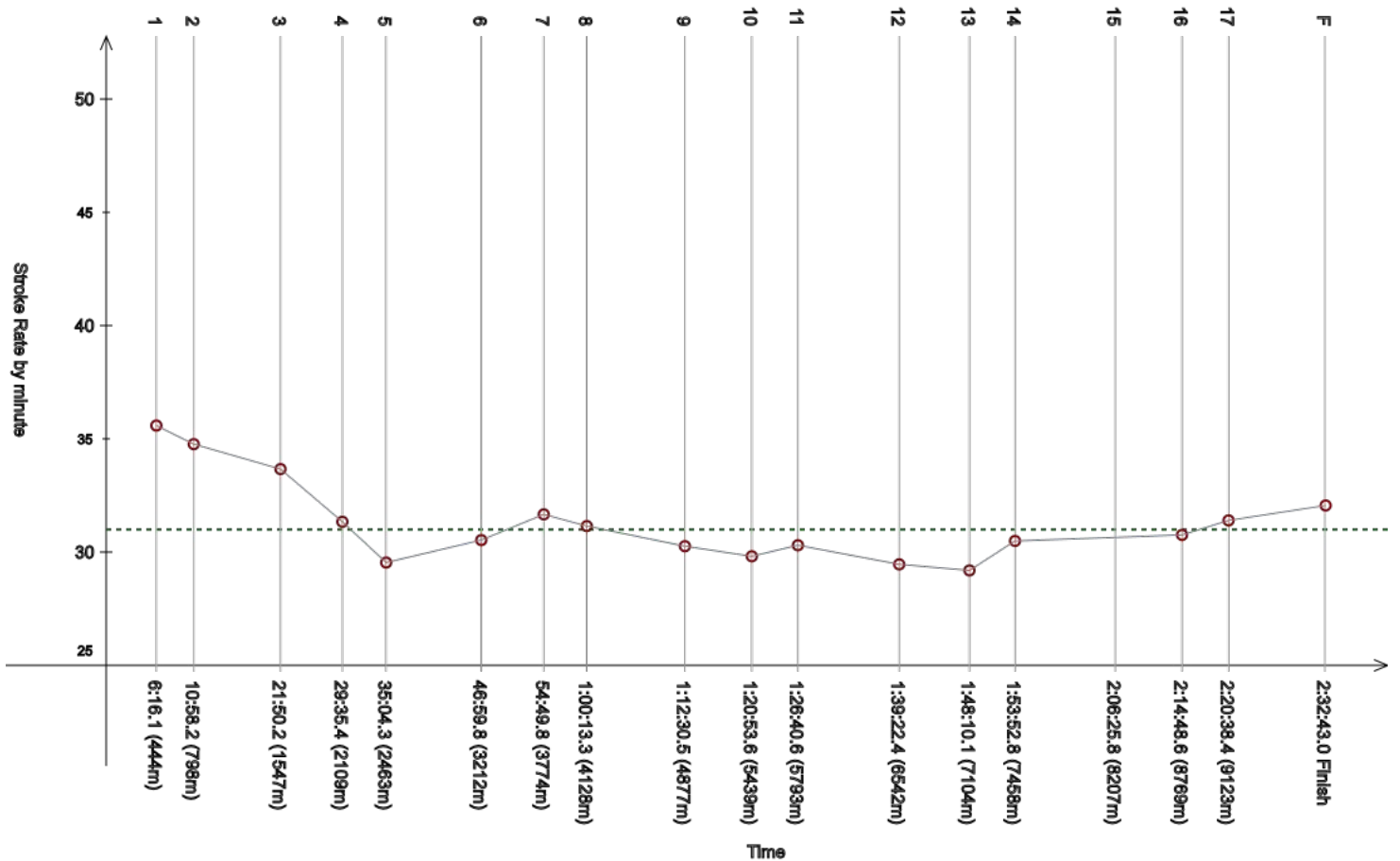
**Event 104**  
29 JUN 2022 - 8:00

**Women's 10km**  
10km - femmes

### Race Analysis

Analyse de course

Rank	Bib	Name	NAT Code	Finish Time	Gap											
	236	CHANDRA Ashmitha	IND	2:32:43.0	OTL											
Split	Time	Rank	Gap	SPM	Split	Time	Rank	Gap	SPM	Split	Time	Rank	Gap	SPM	SPM	STC
1	6:16.1	(49)	+27.6	35.6	2	10:58.2	(55)	+39.3	34.8	3	21:50.2	(53)	++	33.7		
4	29:35.4	(54)	++	31.3	5	35:04.3	(56)	++	29.5	6	46:59.8	(59)	++	30.5		
7	54:49.8	(58)	++	31.7	8	1:00:13.3	(52)	++	31.2	9	1:12:30.5	(59)	++	30.3	31.0	4773
10	1:20:53.6	(59)	++	29.8	11	1:26:40.6	(57)	++	30.3	12	1:39:22.4	(59)	++	29.5		
13	1:48:10.1	(59)	++	29.2	14	1:53:52.8	(50)	++	30.5	15	2:06:25.8	(59)	++	-		
16	2:14:48.6	(55)	++	30.8	17	2:20:38.4	(58)	++	31.4	F	2:32:43.0			32.1		



Legend:			
+	Gap or time behind	++	One minute or more behind in split time
- - - -	Stroke Rate Average	F	Finish
OTL	Outside Time Limit	SPM	Average strokes per minute
STC	Total strokes		

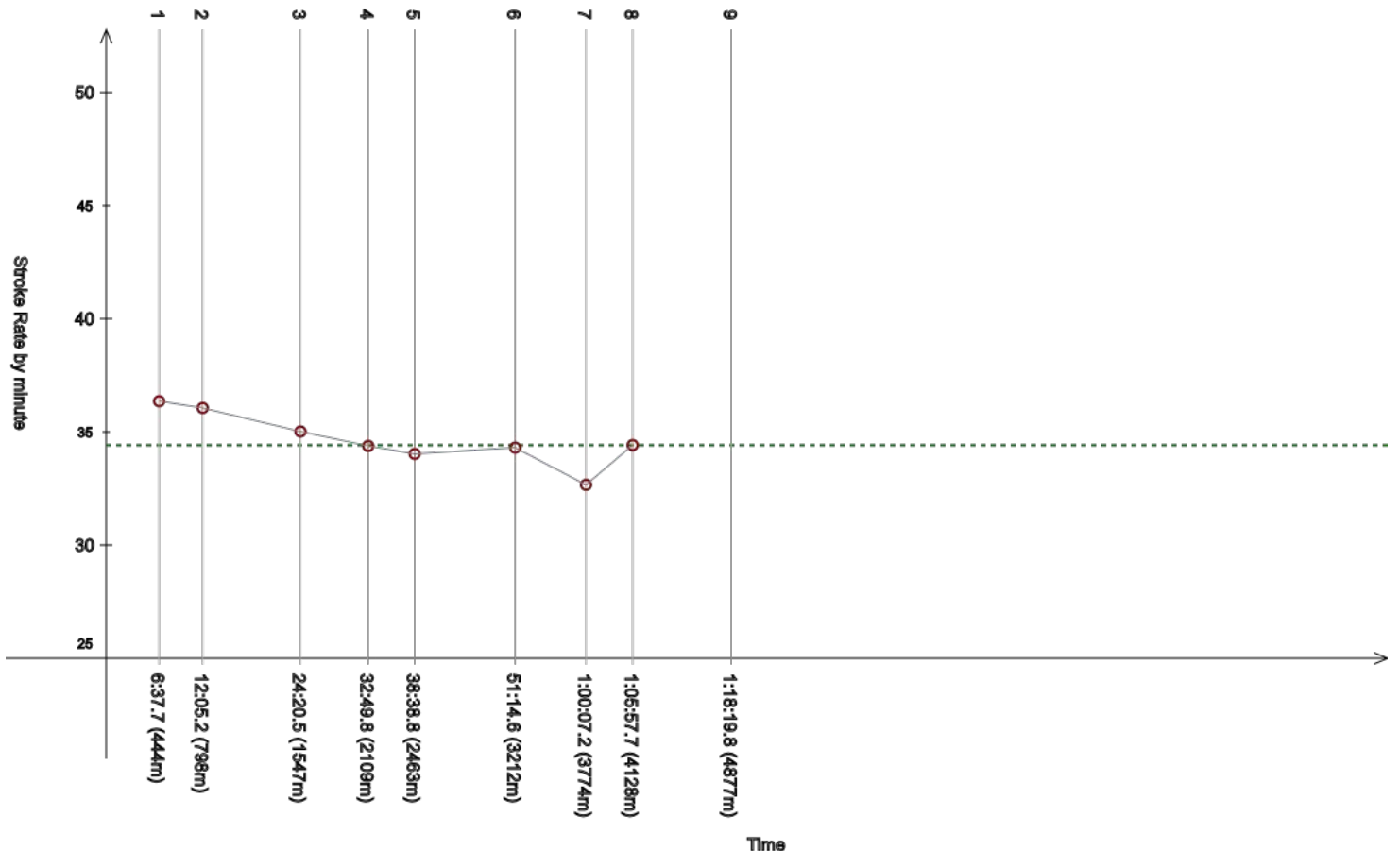
Official Timekeeping by OMEGA

Event 104  
29 JUN 2022 - 8:00

Women's 10km  
10km - femmes

### Race Analysis Analyse de course

Rank	Bib	Name	NAT Code	Finish Time	Gap											
	234	QUIROS RUIZ Diana	CRC	DNF												
Split	Time	Rank	Gap	SPM	Split	Time	Rank	Gap	SPM	Split	Time	Rank	Gap	SPM	SPM	STC
1	6:37.7	(56)	+49.2	36.4	2	12:05.2	(61)	++	36.1	3	24:20.5	(60)	++	35.0		
4	32:49.8	(59)	++	34.4	5	38:38.8	(59)	++	34.0	6	51:14.6	(61)	++	34.3		
7	1:00:07.2	(60)	++	32.7	8	1:05:57.7	(54)	++	34.4	9	1:18:19.8	(60)	++	-	34.4	2319
10	-	-	-	-	11	-	-	-	-	12						
13					14					15						
16					17					F						



Legend:			
+	Gap or time behind	++	One minute or more behind in split time
-	Information not available	----	Stroke Rate Average
DNF	Did Not Finish	F	Finish
SPM	Average strokes per minute	STC	Total strokes

Official Timekeeping by OMEGA

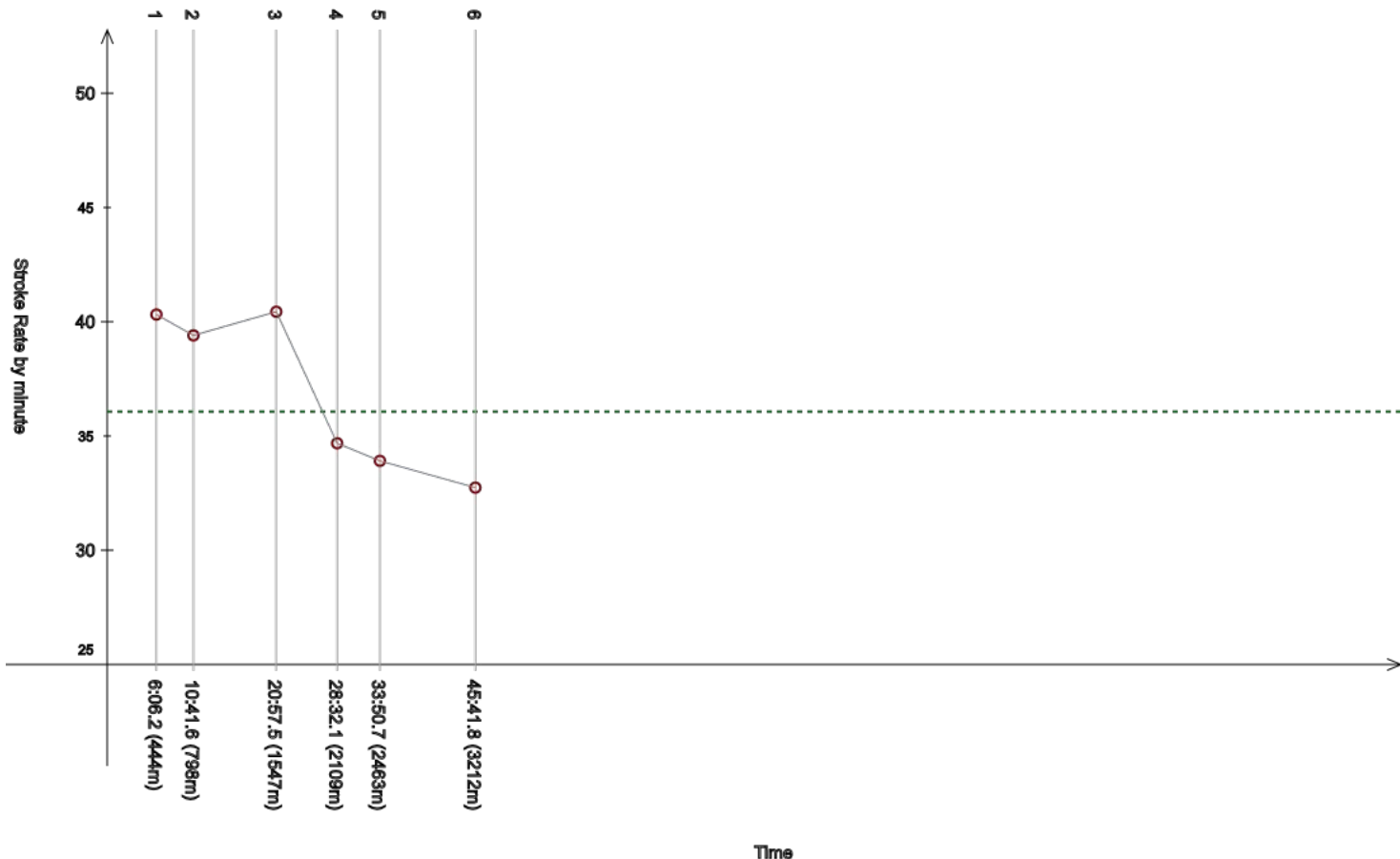
**Event 104**  
29 JUN 2022 - 8:00

**Women's 10km**  
10km - femmes

### Race Analysis

Analyse de course

Rank	Bib	Name	NAT Code					Finish Time	Gap							
	226	ROMANCHUK Xeniya	KAZ					DNF								
Split	Time	Rank	Gap	SPM	Split	Time	Rank	Gap	SPM	Split	Time	Rank	Gap	SPM	SPM	STC
1	6:06.2	(34)	+17.7	40.3	2	10:41.6	(47)	+22.7	39.4	3	20:57.5	(48)	+45.4	40.4		
4	28:32.1	(51)	++	34.7	5	33:50.7	(51)	++	33.9	6	45:41.8	(56)	++	32.7		
7					8					9					36.1	1696
10					11					12						
13					14					15						
16					17					F						



Legend:			
+	Gap or time behind	++	One minute or more behind in split time
---	Stroke Rate Average	DNF	Did Not Finish
F	Finish	SPM	Average strokes per minute
STC	Total strokes		

Official Timekeeping by OMEGA