

# TEXAS BASEBALL

A TRADITION OF EXCELLENCE FOR 120 YEARS



2014 FACT BOOK



# 2014 Texas Baseball Fact Book

<b>MEDIA INFORMATION</b>	<b>2</b>	<b>POSTSEASON PLAY</b>	<b>119</b>
2014 Quick Facts _____	2	National Championship Teams _____	119-122
Texas Media Relations _____	3	NCAA College World Series _____	123-124
This is Texas Baseball _____	4-5	Texas in the CWS _____	125-126
2014 Schedule _____	6	College World Series Leaders _____	126
2014 Roster _____	7	Texas in the National Polls _____	127
<b>2014 LONGHORNS</b>	<b>8</b>	Texas in NCAA Regionals _____	128-129
2014 Longhorns _____	8-36	Texas Regionals Records _____	130
<b>COACHES &amp; STAFF</b>	<b>37</b>	Conference Championship History _____	131-132
Head Coach Augie Garrido _____	37-42	<b>LONGHORNS IN THE PROS</b>	<b>133</b>
Assistant Coach Skip Johnson _____	43	Longhorns in the MLB Draft _____	133-135
Assistant Coach Tommy Nicholson _____	44	All-Time Longhorns in the Majors _____	136-137
Volunteer Coach Ryan Russ _____	45	Longhorns in the Pros (2013) _____	138
Director of Operations Drew Bishop _____	45	<b>RECORDS</b>	<b>139</b>
Support Staff _____	46	Team Records Summary _____	139
<b>2013 REVIEW</b>	<b>47</b>	Individual Records Summary _____	140
2013 Overall Statistics _____	47	Individual Hitting Season Records _____	141-143
2013 Big 12 Statistics _____	48	Individual Fielding Season Records _____	143
2013 Results _____	49	Individual Pitching Season Records _____	144-145
<b>HISTORY</b>	<b>50</b>	Individual Hitting Career Records _____	146-149
Longhorns Coaching Legends _____	50	Individual Fielding Career Records _____	149
All-Time Coaching Records _____	51-52	Individual Pitching Career Records _____	150-151
Year-by-Year Team Records _____	53-54	Yearly Statistics Leaders _____	152-155
Year-by-Year Team Statistics _____	55-56	Monster Shots _____	156
All-Time Series Records _____	57-60	Team Season Records _____	157-158
All-Time Records/UFCU Disch-Falk Field _____	61	No-Hitters _____	159
All-Time Results vs. Opponents _____	63-81	The Last Time It Happened... _____	160
UFCU Disch-Falk Field History _____	82-83	<b>RECORDS</b>	<b>161</b>
Clark Field History _____	84	National Honors _____	161-163
Attendance Records _____	85-86	Longhorns Honors _____	164
Year-by-Year Results _____	87-108	Academic Honors _____	165
Year-by-Year Lineups _____	109-112	Conference Honors _____	166-170
Year-by-Year Conference Standings _____	113-118	Team Awards _____	171-172
		Postseason Tournament Awards _____	173-174
		T-Association/Letterwinners _____	175-179
		All-Time Jersey Numbers _____	180-182



# TEXAS BASEBALL



## Quick Facts

### TEXAS BASEBALL QUICK FACTS

First Year of Baseball \_\_\_\_\_ 1895  
 All-Time Collegiate Record \_\_\_\_\_ 3,206-1,052-28 (.753)  
 All-Time Overall Record \_\_\_\_\_ 3,376-1,200-32 (.738)  
 All-Time Conference Record \_\_\_\_\_ 1,343-479-13 (.737)  
 National Championships \_\_\_\_\_ 6  
 Regional/Super Regional Championships \_\_\_\_\_ 34/8  
 Conference Championships \_\_\_\_\_ 78  
 Conference Tournament Championships \_\_\_\_\_ 15  
 CWS Appearances \_\_\_\_\_ 34  
 Regional/Super Regional Appearances \_\_\_\_\_ 56/10  
 Conference Tournament Appearances \_\_\_\_\_ 34  
 Home Field \_\_\_\_\_ UFCU Disch-Falk Field  
 Capacity \_\_\_\_\_ 6,756  
 Surface \_\_\_\_\_ FieldTurf  
 Record at UFCU Disch-Falk Field \_\_\_\_\_ 1,376-322-3 (.810)

### UNIVERSITY OF TEXAS QUICK FACTS

Location \_\_\_\_\_ Austin, Texas  
 Enrollment \_\_\_\_\_ 52,076 (39,995 undergraduate)  
 President \_\_\_\_\_ William Powers, Jr.  
 Founded \_\_\_\_\_ 1883  
 Nickname/Mascot \_\_\_\_\_ Longhorns/Bevo XIV  
 Colors \_\_\_\_\_ Burnt Orange & White (Pantone 159)  
 Affiliation \_\_\_\_\_ NCAA Division I  
 NCAA Faculty Rep. \_\_\_\_\_ Dr. Jim Vick  
 Conference \_\_\_\_\_ Big 12

### 2014 PREVIEW

2013 Record (Final National Ranking) \_\_\_\_\_ 27-24 (NA)  
 2013 Big 12 Record (Finish) \_\_\_\_\_ 7-17 (9th)  
 Position Starters Returning/Lost \_\_\_\_\_ 7 / 1  
 Pitchers Returning/Lost \_\_\_\_\_ 8 / 4  
 Lettermen Returning/Lost \_\_\_\_\_ 19 / 10  
 Newcomers \_\_\_\_\_ 13

### TEXAS BASEBALL STAFF

Head Coach Augie Garrido \_\_\_\_\_ (Fresno State '61)  
 Record at Texas: 723-347-2 (.675)/18th season at Texas  
 Career Record: 1,874-871-9 (.682)/46th year overall  
 Assistant Coach \_\_\_\_\_ Skip Johnson  
 (UT-Pan American 1990) Eighth season at Texas  
 Assistant Coach \_\_\_\_\_ Tommy Nicholson  
 (Texas 2006) Fourth season at Texas  
 Volunteer Assistant Coach \_\_\_\_\_ Ryan Russ  
 (Texas, 2010) Third season at Texas  
 Director of Baseball Operations \_\_\_\_\_ Drew Bishop  
 Special Assistant \_\_\_\_\_ Judd Messler  
 Administrative Associate \_\_\_\_\_ Heather Vacek  
 Baseball Office/Fax \_\_\_\_\_ (512) 471-5732/471-5516  
 Athletic Trainer \_\_\_\_\_ Michael West  
 Equipment Manager \_\_\_\_\_ Vince Alcazar  
 Strength & Conditioning Coach \_\_\_\_\_ Lance Sewell  
 Strength & Conditioning Assistant \_\_\_\_\_ Ryan Ford  
 Sports Dietician \_\_\_\_\_ Amy Culp  
 Academic Counselor \_\_\_\_\_ Dr. Randa Ryan  
 Ticket Manager \_\_\_\_\_ Lance Prescott  
 Director of Events \_\_\_\_\_ Jeremy Armstrong  
 Student Managers \_\_\_\_\_ Miguel Avila, Ryan Sullivan, Doug Waters  
 Student Trainer \_\_\_\_\_ Abigail Morgan  
 Sports Science Intern \_\_\_\_\_ Charlie Forsythe  
 Student Video \_\_\_\_\_ Ryan Monsevalles, Hunter Wade

### MEDIA RELATIONS INFO/BASEBALL

(area code: 512) **Office Phone:** 471-6036 **Fax:** 471-6040  
 Sr. Associate Athletics Director/Communications \_\_\_\_\_ Nick Voinis  
 Associate Athletics Director/Media Relations \_\_\_\_\_ John Bianco  
 Assistant Director of Media Relations/  
 Baseball Contact \_\_\_\_\_ Justin Moore  
 Office Phone \_\_\_\_\_ (512) 232-9438  
 E-mail \_\_\_\_\_ justin.moore@utexas.edu  
 Official Texas Athletics website \_\_\_\_\_ TexasSports.com  
 UFCU Disch-Falk Field Press Row Phone \_\_\_\_\_ (512) 471-1146

#### Shipping Address:

2139 San Jacinto Blvd, RMRZ B.206, Austin, TX 78712



## Media Information & Policies



**Justin Moore**  
Baseball Media  
Relations Director

The Texas Media Relations Department welcomes your interest in UT athletics. We make every effort to facilitate your coverage of our programs. For information on student-athletes or coaches, to set up interviews or photos, or if you are in need of file photos, please call or e-mail us a request.

### CREDENTIALS

Credentials are issued to members of the working media only. Work space in the press box at UFCU Disch-Falk Field is limited. Requests should be made via email to Justin Moore (e-mail: justin.moore@utexas.edu in advance of the season or individual games. Please make requests at least 24 hours in advance. All passes will be available at the will call window of the UFCU Disch-Falk Field ticket office. There is a five-minute parking area along the curb at UFCU Disch-Falk Field. You may pull up there to pick up your credential pack.

**INTERNET/SOCIAL MEDIA**

All of the latest news concerning the Longhorns baseball team, including notes, features, updated statistics, bios, live scoring, live audio and results, is available 24 hours a day on The University of Texas' official athletics web site, TexasSports.com. You can also follow the Longhorn baseball program on Twitter (@Texas\_Baseball) and Instagram (UTexasBaseball).

### INTERVIEWS

All interviews should be arranged through the Media Relations Office. We will do our best to coordinate an interview time that is convenient to both the student-athlete or coach and media member. The best time to interview an athlete or head coach Augie Garrido is in the afternoon before practice or following each game. After a game, Garrido will meet with his team, do a brief interview with the Longhorn Radio Network and then meet with the media. Following individual games, players will be available upon request after a 10-minute cooling-off period. They will be brought in front of the first-base dugout for those interviews. All interview requests should be provided to a Texas Media Relations representative in the press box prior to the conclusion of the game. The UT clubhouse is closed to the media. Contact Moore for practice times and pre-practice media availability.

### PHOTOGRAPHY

In accordance with NCAA rules and regulations, all photographers are required to shoot from inside the photo boxes past the first and third base dugouts.

### PRESS SERVICES

Press releases, including individual and team statistics, as well as information on upcoming games/series, will be available prior to each contest. On game days, the media relations staff distributes individual and team statistics as well as any pertinent pregame information. For e-mail service, please contact Moore either in person, via phone or through e-mail.

### TELEPHONES

There will be working press box telephone lines for local, credit card or collect call use by members of the working media. If you need additional phone services, please contact IT Services at (512) 471-8670. When using complimentary phones, just dial 9 and the number. You will not receive a second dial tone once you dial 9.

### LONGHORN IMG RADIO NETWORK

For complete coverage of Texas Longhorns baseball, tune into the Longhorn IMG Radio Network on KVET AM 1300 and online through subscription via TexasSports.com.



## This is Texas Baseball...



The 2014 season represents the 120th season of baseball at the University of Texas with the program beginning in 1895.



UFCU Disch-Falk Field begins its 40th season of hosting Texas baseball. The facility opened its doors on Feb. 19, 1975, and the Longhorns have won 81 percent of their games all-time in the stadium (1,376-322-3).



Texas Baseball has won six national championships, tied with LSU for the second-most national titles in college baseball behind USC (12 titles). The Longhorns lead the nation for most NCAA College World Series appearances (34), wins (82) and games (139). UT is 82-57 (.590) all-time in College World Series play.



The Longhorns have won 71 conference championships, including seven Big 12 titles and 64 Southwest Conference titles.



Head coach Augie Garrido has the most wins (1,874) of any college baseball coach at the NCAA Division I level. He needs only 19 wins to tie Gordon Gillespie for the most wins (1,893) by any college baseball coach at any level. Gillespie reached that mark in 59 seasons at Lewis University, University of St. Francis and Ripon College. Garrido is in his 46th season.



Augie Garrido is the first coach to lead two different schools to national championships (Cal State Fullerton and Texas) and the first to guide squads to national crowns in four different decades (1979, 1984, 1995 and 2002/2005). He has sent 119 players to the major leagues, including 15 first-round draft picks. During his career, 52 players have earned All-America status (65 total honors).



With eight members in the College Baseball Hall of Fame, Texas is tied for the most with Arizona State. The Texas Baseball honorees are: Kirk Dressendorfer, Bibb Falk, Cliff Gustafson, Burt Hooton, Brooks Kieschnick, Keith Moreland, Greg Swindell and Richard Wortham.



The University of Texas has produced 104 players who have gone on to play in the major leagues. Twenty-seven former Longhorns played in the professional ranks last season, including 12 who played in the major leagues. Former Longhorn Ron Gardenhire is the manager for the Minnesota Twins.



The 2013 recruiting class was ranked second in the nation by Baseball America, the 12th time in the past 14 years that Texas has been listed in the Top 12 "Dandy Dozen" for recruiting by the publication.



Eight Texas Baseball student-athletes earned Academic All-Big 12 honors last year. The team currently holds a 3.2 cumulative GPA and over 70 percent of student-athletes on the team hold a cumulative GPA of 3.0 or better.



Since 1979, the Longhorns have made 31 appearances in the NCAA Tournament.



From 2000-09, Texas was the fourth-winningest program in the nation with a .717 winning percentage (479-189-1 record). The Longhorns dominated college baseball during the 1970-79 and 1980-89 decades, leading the nation in both spans. From 1970-79, UT posted an .824 winning percentage (458-98) while recording an .822 winning percentage from 1980-89 (587-126-2).



Texas Baseball has made 53 appearances in the NCAA Tournament with the Longhorns' first appearance taking place in 1947. Texas is 224-114-1 (.662) in NCAA postseason play.



## This is Texas Baseball...



Texas has appeared in 53 NCAA Regionals, posting an overall record of 127-51-1 (.712). With the start of NCAA Super Regional play in 1999, the Longhorns made their first Super Regional appearance in 2000 with a total of eight overall Super Regional appearances. UT has a 15-6 (.714) record in NCAA Super Regional play.



Since the start of the Southwest Conference Tournament in 1977, Texas Baseball has won 15 overall conference tournaments. The Longhorns won 11 Southwest Conference tournaments, including six straight from 1979 to 1984. UT has won four Big 12 tournaments (2002, 2003, 2008 and 2009).



A total of four jersey numbers have been retired in Texas Baseball history. The #21 jersey was retired after the 1993 season (worn by Roger Clemens from 1982-83 and Greg Swindell from 1984-86), but it was actually “retired” again in 2009 along with #20 (Burt Hooton, 1969-71), #23 (Brooks Kieschnick, 1991-93) and #25 Scott Bryant (1987-89).



Four players have won a total of six National Player of the Year honors. Greg Swindell (1985) and Brooks Kieschnick (1993) were named *Baseball America* National Player of the Year while Kieschnick won the Dick Howser Trophy in 1992 and 1993. Scott Bryant (1989) and Taylor Jungmann (2011) also earned the Dick Howser Trophy. Four players have earned national freshman of the year honors while Texas can lay claim to 11 Golden Spikes Award finalists.



94 Texas Baseball players have been drafted at Texas during Augie Garrido’s tenure.



11 players have earned conference Player of the Year honors in UT’s history. Nine players earned Southwest Conference Player of the Year honors while two players have earned Big 12 Player of the Year recognition (Drew Stubbs in 2006 for co-player of the year honors and Kyle Russell in 2007). Since 2000, Texas Baseball has recorded 27 Big 12 yearly honors.



11 players have earned Big 12 Freshman/Newcomer of the Year honors, including five straight seasons (2000-04) when Longhorn players earned Freshman/Newcomer Pitcher of the Year or Player of the Year honors.



Since the opening of UFCU Disch-Falk Field in 1975, the Longhorns have posted a collegiate record of 1,376-322-3 (.810). UFCU Disch-Falk Field has hosted an NCAA Regional 33 times in its existence and six NCAA Super Regionals. Texas has an 89-25 (.781) postseason record at UFCU Disch-Falk Field.



13 players have earned Academic All-America status while Sean Braswell became a Rhodes Scholar in 1999. Since 1997, UT players have earned 83 Academic All-Big 12 accolades.



Since 2006, more than 30 Texas Baseball alumni have returned to campus and earned their degrees. The program posted a perfect score of 1,000 Academic Progress Rate (APR) from 2007-11.



In the last seven seasons, the Longhorns have finished the year ranked in the top-10 nationally in ERA five times, leading the Big 12 in each of those instances (exceptions were 2008 & 2012). From 2009 to 2011, Texas finished second, first, and second, respectively, nationally in ERA.



Since 2007, Texas pitchers have earned All-Big 12 honors 19 times. No other conference school has more than nine selections in that span.



Texas earned award for the team with the highest GPA at the College World Series in 2009 and 2011.



Texas baseball players performed over 232 hours of community service in the fall 2013 semester and over 390 hours during the 2012-13 school year.



# TEXAS BASEBALL



## 2014 Schedule

All home games in BOLD CAPS

February 14	Friday	California	Berkeley, CA	9 p.m.
February 15	Saturday	California (DH)	Berkeley, CA	3 p.m.
February 16	Sunday	California	Berkeley, CA	3 p.m.
<b>February 18</b>	<b>Tuesday</b>	<b>TAMU-CC</b>	<b>Austin, TX</b>	<b>6 p.m.</b>
<b>February 21</b>	<b>Friday</b>	<b>STANFORD</b>	<b>Austin, TX</b>	<b>6 p.m.</b>
<b>February 22</b>	<b>Saturday</b>	<b>STANFORD</b>	<b>Austin, TX</b>	<b>2 p.m.</b>
<b>February 23</b>	<b>Sunday</b>	<b>STANFORD</b>	<b>Austin, TX</b>	<b>1 p.m.</b>
<b>February 25</b>	<b>Tuesday</b>	<b>UTPA</b>	<b>Austin, TX</b>	<b>4:30 p.m.</b>

### Houston College Classic

February 28	Friday	vs. Rice	Houston, TX	7:05 p.m.
March 1	Saturday	vs. Houston	Houston, TX	3:35 p.m.
March 2	Sunday	vs. Sam Houston State	Houston, TX	10:05 a.m.

<b>March 4</b>	<b>Tuesday</b>	<b>VALPARAISO</b>	<b>Austin, TX</b>	<b>6 p.m.</b>
<b>March 7</b>	<b>Friday</b>	<b>HAWAII</b>	<b>Austin, TX</b>	<b>6 p.m.</b>
<b>March 8</b>	<b>Saturday</b>	<b>HAWAII (DH)</b>	<b>Austin, TX</b>	<b>1 p.m.</b>
<b>March 9</b>	<b>Sunday</b>	<b>HAWAII</b>	<b>Austin, TX</b>	<b>1 p.m.</b>
March 11	Tuesday	Texas State	San Marcos, TX	6:30 p.m.
<b>March 14</b>	<b>Friday</b>	<b>KANSAS *</b>	<b>Austin, TX</b>	<b>6 p.m.</b>
<b>March 15</b>	<b>Saturday</b>	<b>KANSAS *</b>	<b>Austin, TX</b>	<b>1 p.m.</b>
<b>March 16</b>	<b>Sunday</b>	<b>KANSAS *</b>	<b>Austin, TX</b>	<b>1 p.m.</b>
<b>March 18</b>	<b>Tuesday</b>	<b>DALLAS BAPTIST</b>	<b>Austin, TX</b>	<b>6 p.m.</b>
<b>March 21</b>	<b>Friday</b>	<b>COLUMBIA</b>	<b>Austin, TX</b>	<b>6 p.m.</b>
<b>March 22</b>	<b>Saturday</b>	<b>COLUMBIA</b>	<b>Austin, TX</b>	<b>2 p.m.</b>
<b>March 23</b>	<b>Sunday</b>	<b>COLUMBIA</b>	<b>Austin, TX</b>	<b>Noon</b>
<b>March 25</b>	<b>Tuesday</b>	<b>TEXAS STATE</b>	<b>Austin, TX</b>	<b>6 p.m.</b>
March 28	Friday	Texas Tech *	Lubbock, TX	6:30 p.m.
March 29	Saturday	Texas Tech *	Lubbock, TX	2 p.m.
March 30	Sunday	Texas Tech *	Lubbock, TX	2 p.m.
April 1	Tuesday	Rice	Houston, TX	6:30 p.m.
<b>April 4</b>	<b>Friday</b>	<b>BAYLOR *</b>	<b>Austin, TX</b>	<b>7 p.m.</b>
<b>April 5</b>	<b>Saturday</b>	<b>BAYLOR *</b>	<b>Austin, TX</b>	<b>7 p.m.</b>
<b>April 6</b>	<b>Sunday</b>	<b>BAYLOR *</b>	<b>Austin, TX</b>	<b>2:30 p.m.</b>
<b>April 8</b>	<b>Tuesday</b>	<b>RICE</b>	<b>Austin, TX</b>	<b>6 p.m.</b>
April 11	Friday	Oklahoma *	Norman, OK	6 p.m.
April 12	Saturday	Oklahoma *	Norman, OK	2 p.m.
April 13	Sunday	Oklahoma *	Norman, OK	2:30 p.m.
<b>April 15</b>	<b>Tuesday</b>	<b>UTA</b>	<b>Austin, TX</b>	<b>6 p.m.</b>
<b>April 17</b>	<b>Thursday</b>	<b>TCU *</b>	<b>Austin, TX</b>	<b>6 p.m.</b>
<b>April 18</b>	<b>Friday</b>	<b>TCU *</b>	<b>Austin, TX</b>	<b>6 p.m.</b>
<b>April 19</b>	<b>Saturday</b>	<b>TCU *</b>	<b>Austin, TX</b>	<b>4 p.m.</b>
<b>April 22</b>	<b>Tuesday</b>	<b>UTPA</b>	<b>Austin, TX</b>	<b>6 p.m.</b>
<b>April 25</b>	<b>Friday</b>	<b>OKLAHOMA STATE *</b>	<b>Austin, TX</b>	<b>7 p.m.</b>
<b>April 26</b>	<b>Saturday</b>	<b>OKLAHOMA STATE *</b>	<b>Austin, TX</b>	<b>1 p.m.</b>
<b>April 27</b>	<b>Sunday</b>	<b>OKLAHOMA STATE *</b>	<b>Austin, TX</b>	<b>2 p.m.</b>
<b>April 29</b>	<b>Tuesday</b>	<b>PRAIRIE VIEW A&amp;M</b>	<b>Austin, TX</b>	<b>6 p.m.</b>
May 2	Friday	West Virginia *	Morgantown, WV	5 p.m.
May 3	Saturday	West Virginia *	Morgantown, WV	3 p.m.
May 4	Sunday	West Virginia *	Morgantown, WV	Noon
<b>May 13</b>	<b>Tuesday</b>	<b>Texas State</b>	<b>Austin, TX</b>	<b>6 p.m.</b>
May 16	Friday	Kansas State *	Manhattan, KS	6:30 p.m.
May 17	Saturday	Kansas State *	Manhattan, KS	6:30 p.m.
May 18	Sunday	Kansas State *	Manhattan, KS	1 p.m.
Wed.-Sun.	May 21-25	Big 12 Tournament	Oklahoma City, Okla.	TBA
Fri.-Mon.	May 30-June 2	NCAA Regionals	TBA	TBA
Fri.-Mon.	June 6-9	NCAA Super Regionals	TBA	TBA
Sat.-Tues./Wed.	June 14-25	NCAA College World Series	Omaha, Neb.	TBA

\* = Big 12 Conference game      all times Central



# TEXAS BASEBALL



## 2014 Roster

### NUMERICAL ROSTER

No.	Name	Pos.	B/T	Ht.	Wt.	Class	Hometown (High School/Previous School)
1	Tres Barrera	C	R/R	6-0	211	Fr.	Eagle Pass, Texas (Mission Sharyland HS)
2	Mark Payton	OF	L/L	5-7	190	Sr.	Chicago, Ill. (St. Rita HS)
4	Collin Shaw	OF	L/L	6-0	199	Jr.	Austin, Texas (Westlake HS)
5	Andy McGuire	IF	R/R	6-1	200	Fr.	Oakton, VA (James Madison HS)
6	Connor Macalla	IF	L/R	6-2	170	Fr.	Houston, Texas (Langham Creek HS)
7	Weston Hall	OF	R/R	6-0	202	Sr.	Cedar Park, Texas (Leander HS/Navarro College)
8	Brooks Marlow	IF	L/R	5-8	184	Jr.	Giddings, Texas (Giddings HS)
9	C.J Hinojosa	IF	R/R	5-9	179	So.	Spring, Texas (Klein Collins HS)
11	Alex Silver	IF	R/R	6-1	205	Sr.	Houston, Texas (Bellaire HS)
12	Jacob Felts	C	R/R	5-11	200	Sr.	Orange, Texas (Orangefield HS)
14	Ben Johnson	OF	R/R	6-0	191	So.	Austin, Texas (Westwood HS)
15	Justin Peters	RHP	R/R	6-4	193	RS-Jr.	Deer Park, Texas (Deer Park HS/ Weatherford College)
17	Bret Boswell	IF	L/R	5-11	177	Fr.	Rockwall, Texas (Rockwall-Heath HS)
24	Parker French	RHP	L/R	6-2	218	Jr.	Dripping Springs, Texas (Dripping Springs HS)
27	Travis Duke	LHP	L/L	6-3	210	So.	Pearland, Texas (Dawson HS)
28	Blake Goins	RHP	R/R	5-11	205	Fr.	Pearland, Texas (Pearland HS)
29	Jon Malmin	LHP	L/L	6-0	180	Fr.	Troy, Texas (Troy HS)
30	Josh Sawyer	LHP	L/L	6-2	190	Fr.	San Angelo, Texas (San Angelo Central HS)
31	Chad Hollingsworth	RHP	R/R	6-2	210	So.	Waco, Texas (Robinson HS)
32	Dillon Peters	LHP	L/L	5-10	212	Jr.	Indianapolis, Ind. (Cathedral HS)
33	Jeremy Montalbano	C	R/R	6-1	202	So.	Katy, Texas (Seven Lakes HS)
34	Lukas Schiraldi	RHP	R/R	6-4	205	Jr.	Austin, TX (St. Michaels/Navarro JC)
35	Madison Carter	IF	R/R	5-10	179	Sr.	Sherman, Texas (Sherman HS/ Grayson County College)
36	Nathan Thornhill	RHP	R/R	6-0	182	Sr.	Cedar Park, Texas (Cedar Park HS)
38	Ty Culbreth	LHP	L/L	5-10	181	So.	Bryan, Texas (Bryan HS)
39	James Swan	RHP	R/R	6-5	180	Fr.	Orange, Texas (Little Cypress-Mauriceville HS)
40	Taylor Stell	IF/OF	R/R	6-4	202	Jr.	Dallas, Texas (Lake Highlands HS)
41	Morgan Cooper	RHP	R/R	6-5	211	Fr.	Jarrell, Texas (Jarrell HS)
42	Kacy Clemens	IF/RHP	L/R	6-1	198	Fr.	Houston, TX (Memorial HS)
43	John Curtiss	RHP	R/R	6-4	210	RS-So.	Southlake, Texas (Southlake Carroll HS)
45	Grant Martin	C	R/R	5-9	167	Jr.	Burnet, Texas (Burnet HS)
46	James Barton	C	L/R	5-10	184	So.	Austin, Texas (Hyde Park Baptist HS)
47	Ben Kennedy	C/OF	L/R	5-10	195	Fr.	College Station, Texas (A&M Consolidated)
48	Ty Marlow	IF/P	R/R	5-10	189	Jr.	Giddings, Texas (Giddings HS/Texas A&M/ McLennan CC)
50	Zane Gurwitz	IF	R/R	5-8	175	Fr.	San Antonio, TX (Churchill HS)

### ALPHABETICAL

Number	Name
1	Barrera, Tres
46	Barton, James
17	Boswell, Bret
35	Carter, Madison
42	Clemens, Kacy
41	Cooper, Morgan
38	Culbreth, Ty
43	Curtiss, John
27	Duke, Travis
12	Felts, Jacob
24	French, Parker
28	Goins, Blake
50	Gurwitz, Zane
7	Hall, Weston
9	Hinojosa, C.J
31	Hollingsworth, Chad
14	Johnson, Ben
47	Kennedy, Ben
6	Macalla, Connor
29	Malmin, Jon
8	Marlow, Brooks
48	Marlow, Ty
45	Martin, Grant
5	McGuire, Andy
33	Montalbano, Jeremy
2	Payton, Mark
32	Peters, Dillon
15	Peters, Justin
30	Sawyer, Josh
34	Schiraldi, Lukas
4	Shaw, Collin
11	Silver, Alex
40	Stell, Taylor
39	Swan, James
36	Thornhill, Nathan

Head Coach: 16 Augie Garrido (Fresno State, 1961), 18th season  
 Assistant Coach: 44 Skip Johnson (UT Pan American, 1990), 8th season  
 Assistant Coach: 10 Tommy Nicholson (Texas, 2006), 2nd/4th season  
 Volunteer Assistant Coach: 55 Ryan Russ (Texas, 2010), 3rd season

### PRONUNCIATION GUIDE

Name	Pronunciation
Tres Barrera	Tress Barrera
Augie Garrido	AWE gee ga REE doh
C.J Hinojosa	SEE jay hee know HOE suh
Jeremy Montalbano	Jeremy mohn toll BOHN no





**1**  
**Tres Barrera**

**Catcher**  
**6-0, 211, Fr., R/R**  
**Eagle Pass, Texas**  
**(Mission Sharyland HS)**

**2014**

Named to the Big 12 Commissioner's Honor Roll for the 2013 fall semester.

**HIGH SCHOOL**

Played for three years under coach Barton Bickerton at Mission Sharyland High School in Eagle Pass, Texas ... named a Louisville Slugger first team All-American catcher as a senior in 2013 ... garnered first team All-State shortstop honors as a junior and third team All-State catcher honors as a senior ... named District 30-5A MVP and All-Valley Player of the Year as a senior ... honored as a Perfect Game Pre-Season All-American his junior and senior seasons ... batted .452 for his career with 22 home runs ... also played four years of football ... was named as an honorable mention All-State and All-Valley Player of the Year, as well as a District 30-5A MVP his senior season as quarterback ... was on the honor roll all four years.

**PERSONAL**

Son of Sylvia and Felipe Barrera ... given name is Felipe Barrera III, but goes by Tres ... has one younger brother, Santana ... childhood sports hero is Michael Jordan ... favorite television show is Prison Break ... favorite movies are Friday Night Lights, Happy Gilmore and Pitch Perfect ... enjoys listening to Kid Ink ... his most humbling moment was spending his Senior Prom with special needs kids ... before games he likes to read and lift weights ... enjoys hunting and fishing in his spare time.



**46**  
**James Barton**

**Catcher**  
**5-10, 184, So., L/R**  
**Austin, Texas**  
**(Hyde Park Baptist HS)**

**2014**

Named to the Big 12 Commissioner's Honor Roll for the 2013 fall semester.

**2013**

Served as a bullpen catcher in his freshman season ... named to the Big 12 Commissioner's Honor Roll for the 2012 fall semester and 2013 spring semester.

**HIGH SCHOOL**

Played four years of baseball under coaches S.L. Bradley and Scott Ruffcorn and two years of football at Hyde Park Baptist High ... three-time team captain ... earned all-state and All-Central Texas first team honors in his senior season ... earned all-state second team honors in his junior season ... earned all-district first team honors in his sophomore, junior and senior seasons ... named to the all-state tournament team in his senior season ... led Centex in doubles during his senior season ... led Centex in hitting during his sophomore season ... earned all-state honorable mention in his sophomore season ... earned National Merit Commended Scholar honors ... member of the academic honor roll all four years ... two-time academic all-state honoree ... member of the Austin Christian Leadership Academy and National Honor Society.

**PERSONAL**

Parents are Clay and Sharon Barton ... has one brother, Kyle ... Michael Young is his favorite athlete ... favorite movies are The Cowboys and Gladiator ... favorite television shows are SportsCenter and The Office ... enjoys listening to George Strait ... favorite sports teams are the Texas Rangers and Dallas Cowboys ... majoring in political communication.



## 17 Bret Boswell

**Infield**  
**5-11, 177, Fr., L/R**  
**Rockwall, Texas**  
**(Rockwall-Heath HS)**

### 2014

Named to the Big 12 Commissioner's Honor Roll for the 2013 fall semester.

### HIGH SCHOOL

A four-year varsity letter winner as a shortstop for coach Greg Harvey at Rockwall-Heath High School in Rockwall, Texas ... was a 2013 Rawlings All-American ... named a THSBCA All-Star (2013) and All-State shortstop twice (2012, 2013)... garnered District 12-5A MVP honors his senior season ... won the 2012 Texas 4A State Championship and was named to the All-Tournament team ... selected as a member of the Texas Rangers Area Code Team in 2012 ... batted .410 for his career with 449 hits and 21 home runs ... was an academic scholar his junior and senior years ... served on the superintendent's student advisory council his junior and senior years ... volunteered for Dallas Baseball Alliance assisting under-privileged kids to play baseball.

### PERSONAL

Son of Amy and Bob Boswell ... has one older sister, Adrienne Boswell, and one older brother, Trent Yarbrough ... sister Adrienne played volleyball at Paris Junior College ... says he can't live without chicken, Dr. Pepper and green apples ... his favorite sports movies are The Sandlot, Miracle, Hoosiers and Glory Road ... says no one knows how much he likes to learn about dinosaurs ... enjoys fishing, playing video games, and participating in Young Life activities in his free time.



# 35 Madison Carter

**Infield**  
**5-10, 179, Sr., R/R**  
**Sherman, Texas**  
**(Sherman HS/  
Grayson County College)**

### 2014

Named to the Big 12 Commissioner's Honor Roll for the 2013 fall semester.

### 2013

Played in 26 games and started 22 while batting .194 ... on the season had 14 hits, two doubles, one triple, six runs scored and four RBI ... batted .250 in the opening series against Sacramento State with an RBI in each game of the three-game series ... had a four-game hitting streak from March 2 through March 15 ... went 2-for-4 with two RBI, one double, and a HBP against West Virginia on April 20 ... finished with a .250 slugging percentage and a .293 on-base percentage ... played 17 games at third base and seven games at first base ... named to the Big 12 Commissioner's Honor Roll for the 2012 fall and 2013 spring semesters.

### GRAYSON COUNTY COLLEGE (2011 AND 2012)

Earned all-conference honors as an outfielder in his 2012 sophomore season ... in 2012, batted .380 (68-for-179) with 10 doubles, five triples, two home runs, 43 RBI and 16 stolen bases ... earned all-conference and all-region honors as an infielder in his 2011 freshman season.

### HIGH SCHOOL

Played four years at Sherman (Texas) High for coach Gary Cosper and three years of football ... earned all-district first team honors in his sophomore and senior seasons ... named all-district first team as a utility player in his junior season.

### PERSONAL

Parents are Spanky and Donna Carter ... has two brothers, Trey and Casey, and two sisters, Jessica and Lindsay ... father played football at Texas (1977-79) while his brother, Trey, played baseball at New Mexico Junior College and Angelo State ... lists Derek Jeter and Brett Favre as his favorite athletes ... favorite movies are Varsity Blues and 61 ... favorite television shows are Two and a Half Men, That '70s Show and Breaking Bad ... enjoys listening to Timeflies ... favorite sports teams are the New York Yankees and Dallas Cowboys ... enjoys fishing in his spare time ... majoring in applied learning and development.

### CARTER'S CAREER STATS

Year	AVG	GP-GS	AB	R	H	2B	3B	HR	RBI	TB	SLG%	BB	HBP	SO	GDP	OB%	SF	SH	SB-ATT	PO	A	E	FLD%
2013	.194	26-22	72	6	14	2	1	0	4	18	.250	8	2	11	3	.293	0	3	2-4	60	49	5	.956



**42**  
**Kacy Clemens**

**Infield/Pitcher**  
**6-1, 203, Fr., L/R**  
**Houston, Texas**  
**(Memorial HS)**

**2014**

Named to the Big 12 Commissioner's Honor Roll for the 2013 fall semester.

**HIGH SCHOOL**

Lettered three years under coach Jeremy York at Houston Memorial High in Houston ... named to the Louisville Slugger High School All-American Team and Rawlings All-Region First Team his senior year ... was also named the District 19-5A MVP in 2013 ... went 8-0 with 0.27 ERA on the mound and hit .354 with 26 RBIs at the plate as a senior ... as a junior was named to the Under Armour High School All-American Team ... also played three years of varsity football at safety and was named all-district his junior and senior seasons ... named to the academic all-district team his sophomore, junior, and senior years ... very active in community service ... member of the Roger Clemens "Make a Pitch For Kids" Foundation ... also supported the Help a Hero Foundation where he helped wounded soldiers move into their new homes.

**PERSONAL**

Son of Roger and Debbie Clemens ... has three brothers, Koby, Kory, and Kody ... father Roger is a former MLB pitcher and was a member of the 1983 UT National Championship team ... enjoys musicals and plays and was active in drama his 7th and 8th grade years ... childhood sports hero is his father ... enjoys listening to the Eli Young Band and Toby Keith ... has two dogs, Rocket and Cy ... enjoys hunting and fishing in his spare time.



**41**  
**Morgan Cooper**

**Pitcher**  
**6-5, 211, Fr., R/R**  
**Jarrell, Texas**  
**(Jarrell HS)**

**2014**

Named to the Big 12 Commissioner's Honor Roll for the 2013 fall semester.

**HIGH SCHOOL**

A four-year varsity letter winner as a pitcher and third baseman for coach Dean Fitzner at Jarrell High School ... named the 2A Baseball Player of the Year his junior year ... struck out 10 in six innings of work in a 13-inning state semifinal ... also lettered in basketball for four years ... was named to the all-state team and honored as district MVP his junior year ... named to the honor roll his senior year.

**PERSONAL**

Son of Bryce and Tammi Cooper ... has one older brother, Kreece ... Kreece played baseball at Mary Hardin-Baylor ... favorite movie is The Heat ... favorite television show is Ridiculousness ... after baseball he hopes to coach ... favorite childhood sports hero is Mark McGwire.



# 38 Ty Culbreth

**Pitcher**  
**5-10, 181, So., L/L**  
**Bryan, Texas**  
**(Bryan HS)**

### 2013

Appeared in six games as a reliever with 2 2/3 innings pitched ... did not allow a run during the season ... pitched one scoreless inning April 26 at Baylor with one walk ... threw 2/3 of an inning with a strikeout at Minnesota ... named to the Big 12 Commissioner's Honor Roll for the 2012 fall semester.

### HIGH SCHOOL

Played at Bryan (Texas) High under coach David Powers ... earned all-state second team honors in his senior season as well as team most valuable player and all-district first team honors ... earned all-district first team and team most valuable player honors in his junior season.

### PERSONAL

Parents are Rusty and Susan Culbreth ... has two sisters, Ashlie and Abby ... father played baseball at Lamar ... favorite athlete is Ty Cobb ... favorite movie is Batman ... favorite television shows are Fresh Prince of Bel Air and anything on MLB Network ... favorite sports teams are the Houston Astros and Dallas Cowboys ... enjoys listening to Blake Shelton ... enjoys hunting and fishing in his spare time ... undecided on a major.

---

### CULBRETH'S CAREER STATS

Year	ERA	W-L	APP	GS	CG	SHO/CBO	SV	IP	H	R	ER	BB	SO	2B	3B	HR	AB	B/AVG.	WP	HBP	BK	SFA	SHA
2013	0.00	0-0	6	0	0	0/0	0	2.2	0	0	0	1	3	0	0	0	9	.000	0	1	0	0	0



# 43 John Curtiss

**Pitcher**  
**6-4, 210, RS-So., R/R**  
**Southlake, Texas**  
**(Southlake Carroll HS)**

### 2014

Named to the Big 12 Commissioner's Honor Roll for the 2013 fall semester.

### 2013

Sat out the entire 2013 season after undergoing surgery on his right elbow last summer ... used a redshirt and will have three years of eligibility remaining ... named to the Big 12 Commissioner's Honor Roll for the fall 2012 and spring 2013 semesters.

### 2012

Made four starts in 28 appearances as a freshman, going 2-3 with a 3.50 ERA and two saves ... in 64 1/3 innings, allowed 55 hits and 25 earned runs with 25 walks and 48 strikeouts ... opponents hit .237 ... did not allow a run in six straight appearances from April 13 through April 24 (12 1/3 innings) ... allowed just one run on seven hits in a start of 4 2/3 innings with two walks and three strikeouts on May 19 against Baylor ... threw two no-hit innings on May 12 against Texas Southern in the second game of a doubleheader, striking out two ... threw 1 2/3 scoreless innings, giving up only a hit on May 1 against Prairie View A&M ... gave up two hits in 1 2/3 scoreless innings on April 24 against Central Arkansas to earn the win ... threw 3 1/3 scoreless innings and gave up just one hit on April 22 against Kansas ... struck out four in two no-hit innings on April 20 against Kansas ... threw three no-hit innings on April 17 against Texas State, walking two and striking out one, to collect his first collegiate win ... allowed two hits in two scoreless innings on April 14 against Oklahoma State ... earned his second save on the year with three innings at Texas Tech on April 7, allowing one run on two hits with two walks ... earned his first collegiate save on March 18 at Oklahoma with two scoreless innings, allowing one hit with one walk ... threw two scoreless innings on March 6 against Dallas Baptist, allowing one hit and one walk ... struck out five batters in four scoreless innings on March 3 against

Tennessee with two hits and two walks ... went 1 2/3 innings on Feb. 21 against UT Arlington and did not allow a hit with one walk and three strikeouts ... made his collegiate debut with a start on Feb. 19 against Duke, going three innings and allowing three runs (two earned) on four hits with a walk and four strikeouts.

### HIGH SCHOOL

Lettered twice at Southlake High School in Southlake, Texas for Coach Larry Hughes ... served as team captain his senior year ... won the Team Hustle Award as a junior ... named District 7-5A Pitcher of the Year for his senior season ... a USA Today Second Team All-American as a senior ... also a Rawlings Preseason Second Team All-American ... compiled a 9-0 record through 72 2/3 innings pitched with a 0.96 ERA and 101 strikeouts as a senior ... also played for Logan Stout and the Dallas Patriots in the AABC Summer League ... drafted by the Colorado Rockies in the 30th round during the 2011 MLB draft.

### PERSONAL

Parents are Ken and Elizabeth Curtiss ... has one sister, Emily ... favorite teams are the St. Louis Cardinals and the Texas Rangers ... favorite athletes are Nolan Ryan, Bob Gibson and Greg Maddux ... favorite movies are The Shawshank Redemption, The Three Amigos and Mongol ... favorite television shows are Fresh Prince of Bel Air and Seinfeld ... working on a double major in English and history with Plan II Honors.

### CURTISS' CAREER STATS

Year	ERA	W-L	APP	GS	CG	SHO/CBO	SV	IP	H	R	ER	BB	SO	2B	3B	HR	AB	B/AVG.	WP	HBP	BK	SFA	SHA
2012	3.50	2-3	28	4	0	0/2	2	64.1	55	26	25	25	48	4	2	2	232	.237	1	4	2	2	5



# 27 Travis Duke

**Pitcher**  
**6-3, 210, So., L/L**  
**Pearland, Texas**  
**(Dawson HS)**

### 2013

Made 27 appearances his freshman season, posting a 4-1 record with a 1.53 ERA ... in 35 1/3 innings, he allowed 27 hits and six earned runs with 13 walks and 25 strikeouts ... opponents hit .213 ... allowed only two earned runs in his first 22 appearances (29 innings) ... did not allow an earned run in 12 straight games from March 22 through April 30 ... threw two no-hit innings as part of a combined seven-inning no-hitter against Texas Southern on May 11 ... tied a season high with three strikeouts in two innings on April 30 against Prairie View A&M ... threw three scoreless innings to earn the victory on April 23 against Houston, allowing two hits with one walk and one strikeout ... threw a season-high 3 1/3 innings on April 9 against Texas State, giving up one unearned run on one hit with one strikeout to earn the win ... picked up his first collegiate win on March 28 at Oklahoma State with three scoreless innings, allowing two hits and striking out three ... made his collegiate debut on Feb. 16 against Sacramento State, allowing one hit in 1 2/3 innings and striking out two ... named to the Big 12 Commissioner's Honor Roll for the 2012 fall and 2013 spring semesters.

### HIGH SCHOOL

Played at Dawson High for coaches Kerry Cox and Chris Turner ... went 6-1 as a senior with a 0.56 ERA while walking 11 and striking out 71 batters ... earned 2011 all-state honors as a utility player (second team) and pitcher (third team) ... earned 2011 24-4A all-district first team honors ... as a junior, he posted a 0.95 ERA in 73 innings while allowing 13 walks and striking out 111 ... in his sophomore season, he went 6-2 with a 1.19 ERA and 79 strikeouts in 59 innings ... named as Dawson's Defensive Player of the Year in 2010 and 2011 ... earned all-district 24-4A second team honors as a freshman.

### PERSONAL

Parents are Bill and Lori Duke ... has one brother, Adam ... favorite athletes are Josh Hamilton and Aaron Rodgers ... favorite movies are The Rookie and The Sandlot ... favorite television shows are Brickleberry, Family Guy and Modern Family ... listens to Eminem and the Zac Brown Band ... Texas Rangers is his favorite sports team ... has not declared a major, but is interested in communication.

### DUKE'S CAREER STATS

Year	ERA	W-L	APP	GS	CG	SHO/CBO	SV	IP	H	R	ER	BB	SO	2B	3B	HR	AB	B/AVG.	WP	HBP	BK	SFA	SHA
2013	1.53	4-1	27	0	0	0/4	0	35.1	27	16	6	13	25	4	0	0	127	.213	1	8	2	0	3



## 12 Jacob Felts

**Catcher**  
**6-0, 200, Sr., R/R**  
**Orange, Texas**  
**(Orangefield HS)**

### 2013

Played in 47 games and started 42 while batting .272 ... had 40 hits, 15 RBIs, five doubles and one home run ... the one homer came against West Virginia on April 20 on a three-run shot ... went 2-for-4 on the day with four RBIs ... went 3-for-3 with a double, two singles and a walk on April 27 at Baylor ... recorded a six-game hit streak from April 20 through April 28, throughout the six games he had nine total hits, five RBIs and three extra base hits ... recorded two or more hits in 11 games ... as catcher he picked off two runners and caught another 11 stealing ... he was named to the Big 12 Commissioner's Honor Roll for the 2012 fall and 2013 spring semesters.

### 2012

Started in every game (52 games) at catcher, batting .282 (53-for-188) with eight doubles, 21 RBIs and two stolen bases ... committed only six errors in 438 chances for a .986 fielding percentage ... behind the plate, he threw out 20 of 52 baserunners (39.5%) ... he registered six hits in a three-game series three times during the season as he tallied two hits in every game ... had a season-high 14-game hitting streak snapped on May 19 against Baylor ... went 3-for-6 with two RBIs combined on May 12 in a doubleheader against Texas Southern ... went 6-for-15 in the Missouri series (May 4-6), collecting two hits in each game ... had a double against Missouri on May 4 and 5 ... recorded a season-high three hits with one RBI in a 3-for-4 game on April 29 against Texas A&M ... went 2-for-3 with a double and one RBI on April 17 against Texas State ... posted a nine-game hitting streak from March 30 - April 14 ... recorded two RBIs on April 14 against Oklahoma State ... went 6-for-14 in the series against California (March 30 - April 1), collecting two hits in every game ... had a 6-for-14 series at Oklahoma (March 16-18) with two doubles and two RBIs ... went 2-for-3 with a double, walk and one RBI on March 3 against Tennessee ... during the summer, played for the Santa Barbara Foresters and helped them win their second-straight NBC World Series title in Wichita, Kansas ... batted .270 (33-for-122) in 38 games for the Foresters with three home runs and 17 RBIs.

### 2011

Appeared in 63 games, including 59 starts as a freshman ... hit .215 with 22 runs, 40 hits, three doubles, one home run, 20 RBIs and five stolen bases ... named to the Big 12 All-Freshman Team ... appeared in 26 Big 12 games, including 24 starts ... combined for two hits and two runs in the College World Series (June 18-20) ... went 1-for-3 against North Carolina on June 20 in the CWS ... in the first CWS game on June 18 against Florida, went 1-for-3 ... scored a run and added a sacrifice bunt on June 11 against Arizona State ... batted 2-for-4 against Arizona State in the first game of the NCAA Super Regional on June 10 ... went 2-for-3 with a run scored on June 5 against Texas State in the NCAA Austin Regional ... had two hits with one run scored on May 3 against Prairie View A&M ... against Oklahoma on April 30, he went 2-for-3 at the plate ... scored twice and went 1-for-3 on April 21 against Kansas ... scored two runs in the series opener on April 8 against Baylor ... hit a three-run homer in the series finale on April 3 against Missouri ... went 1-for-2 with two runs, one RBI and a stolen base on March 23 against Houston Baptist ... recorded two RBIs in a 1-for-4 game against Kansas State on March 18 ... had a 3-for-3 day at the plate on March 13 against Brown with two runs scored, one RBI, two doubles and a walk ... had two RBIs in a 2-for-4 game on March 11 against Brown ... recorded two runs, one RBI and two stolen bases on March 8 against UTSA ... scored his first career run on March 5 against Stanford ... in his first collegiate action, went 4-for-8 in the series against Maryland (Feb. 18-19) ... opened his career with a 1-for-2 performance on Feb. 18 against Maryland, adding three RBIs, one sacrifice bunt, and a walk ... member of the Big 12 Commissioner's Honor Roll in the fall 2010 and spring 2011 semesters.

### HIGH SCHOOL

Was a four-year letter winner at Orangefield (Texas) High School ... participated in USA Baseball Tournament of Stars in 2010 ... tabbed Rawlings Second-Team All-American and to Rawlings/Perfect Game Preseason Texas All-Region First Team in 2010 ... named first-team Class 3A All-State by the Texas Sports Writers Association as a junior and senior ... earned first-team Class 3A All-State from the Texas High School Baseball Coaches Association as a senior ... participated in the 2009 Under Armour All-American Game ... also played for the Texas Rangers Area Code Team in Long Beach in 2009 ... led Orangefield with a .471 batting average, six home runs and 38 RBIs, earned District 21-3A Co-MVP and was tabbed Class 3A All-State as a junior ... named District 21-3A Co-Defensive Player of the Year and second-team All-District 21-3A as a sophomore ... member of the National Honor Society.

### PERSONAL

Parents are Steve and Stephanie Felts ... favorite team is the Boston Red Sox ... favorite athletes are Yadier Molina and LeBron James ... favorite movies are Old School and Tombstone ... favorite television shows are anything on ESPN and Intentional Talk ... majoring in health promotion.

### FELTS' CAREER STATS

Year	AVG	GP-GS	AB	R	H	2B	3B	HR	RBI	TB	SLG%	BB	HBP	SO	GDP	OB%	SF	SH	SB-ATT	PO	A	E	FLD%
2011	.215	63-59	186	22	40	3	0	1	20	46	.247	14	7	34	3	.293	1	12	5-6	458	51	7	.986
2012	.282	52-52	188	20	53	8	0	0	21	61	.324	11	8	21	4	.343	1	7	2-4	387	45	6	.986
2013	.272	47-42	147	12	40	5	0	1	15	48	.327	10	7	21	4	.348	0	5	3-4	235	32	5	.982
<b>Totals</b>	<b>.255</b>	<b>162-153</b>	<b>521</b>	<b>54</b>	<b>133</b>	<b>16</b>	<b>0</b>	<b>2</b>	<b>56</b>	<b>155</b>	<b>.298</b>	<b>35</b>	<b>22</b>	<b>76</b>	<b>11</b>	<b>.326</b>	<b>4</b>	<b>23</b>	<b>10-14</b>	<b>1080</b>	<b>128</b>	<b>18</b>	<b>.985</b>





## 24 Parker French

**Pitcher**  
**6-2, 218, Jr., L/R**  
**Dripping Springs, Texas**  
**(Dripping Springs HS)**

### 2014

Named to the Big 12 Commissioner's Honor Roll for the 2013 fall semester.

### 2013

Made 13 starts primarily as the team's No. 1 starter as a sophomore, posting a 4-5 record with a 2.68 ERA ... in 77 1/3 innings, allowed 69 hits and 23 earned runs with 24 walks, 46 strikeouts and a .240 opponents' batting average ... threw three innings as part of a combined seven-inning no-hitter on May 11 against Texas Southern ... allowed two runs on seven hits with four walks and two strikeouts in seven innings on May 3 against Kansas State ... allowed only one earned run in five innings with three walks and three strikeouts on April 26 at Baylor ... took the loss in a 1-0 decision on April 19 against West Virginia despite going 7 1/3 innings where he allowed one run on five hits with a walk and season-high seven strikeouts ... gave up two runs in 5 1/3 innings with five hits on April 5 against No. 13 Oklahoma in a 2-1 loss ... threw six scoreless innings on March 15 against Texas Tech with two hits, two walks and four strikeouts ... picked up his third win with a season-high eight innings on March 8 against UC Santa Barbara, allowing one run on five hits with two walks and three strikeouts ... tagged with the loss on March 1 at No. 15 Stanford despite giving up only two runs on two hits in seven innings ... gave up two runs on eight hits in 6 1/3 innings with a walk and six strikeouts on Feb. 22 against Nebraska to get the win ... in his season debut, earned the win against Sacramento State with seven shutout innings, allowing three hits with no walks and five strikeouts ... he was named to the Big 12 Commissioner's Honor Roll for the 2012 fall semester.

### 2012

Made nine starts in 21 appearances as a freshman ... had a 6-2 record with a 2.84 ERA and two saves ... combined in three shutouts ... in 66 2/3 innings, allowed 58 hits and 21 earned runs with 19 walks and 30 strikeouts ... opponents hit .231 ... earned Louisville Slugger/Collegiate Baseball Freshman All-America honors ... named Big 12 Freshman of the Year and received All-Big 12 honorable mention ... earned the win on May 4 at Missouri with 4 1/3 innings, giving up only

one run on one hit with two walks and three strikeouts ... had three straight appearances without allowing a run (17 innings from April 10 - 21) ... threw seven scoreless innings on April 21 against Kansas, allowing only four hits with two walks and three strikeouts ... shut out Oklahoma State on April 14 with eight innings of six-hit ball, striking out six while only walking one ... picked up the win at Oklahoma on March 18 with 6 2/3 innings in a start, allowing four runs on five hits with two walks and four strikeouts ... picked up his second save of the season with 2/3 no-hit innings on March 16 at Oklahoma ... made his first collegiate start on March 13 against Texas State, throwing four scoreless innings and relinquishing three hits ... threw four scoreless innings of relief on March 6 against Dallas Baptist, giving up two hits while striking out one ... his first collegiate save came against Rice on March 3 with three innings, giving up two runs (one earned) on four hits with a walk and two strikeouts ... earned his first collegiate win on Feb. 28 against Houston Baptist with two no-hit innings and a strikeout ... did not allow a run in his first four appearances from Feb. 18-Feb. 25 (5 2/3 innings) ... made his collegiate debut on Feb. 18 against Duke with three scoreless innings of relief, allowing two hits with two walks and two strikeouts.

### HIGH SCHOOL

Lettered all four years at Dripping Springs High School under Coach Chris Payne ... awarded first team all-district and first team All-Centex as a senior ... won District 26-4A MVP, first team All-Centex and first team all-state as a junior ... named to the all-district second team as a freshman and a sophomore ... hit a cumulative .427 in his four years at Dripping Springs ... also played for James Ellison and the Austin Wings in the Summer Premier League

### PERSONAL

Parents are Doug and Toni French ... favorite teams are the New York Jets, New York Mets and New York Knicks ... favorite athletes are Tim Tebow, Josh Hamilton and Kevin Durant ... favorite movies are Coach Carter, Never Back Down and The Hangover ... favorite television shows are The League, Friday Night Lights and How I Met Your Mother ... enjoys listening to Casey Donahew Band, Eli Young Band and 2 Chainz ... has one older sister, Chelsie ... majoring in health promotion.

### FRENCH'S CAREER STATS

Year	ERA	W-L	APP	GS	CG	SHO/CBO	SV	IP	H	R	ER	BB	SO	2B	3B	HR	AB	B/AVG.	WP	HBP	BK	SFA	SHA
2012	2.84	6-2	21	9	0	0/3	2	66.2	58	32	21	19	30	10	4	3	251	.231	3	12	1	1	5
2013	2.68	4-5	13	13	0	0/1	0	77.1	69	26	23	24	46	9	2	1	288	.240	5	7	0	2	8
<b>Totals</b>	<b>2.75</b>	<b>10-7</b>	<b>34</b>	<b>22</b>	<b>0</b>	<b>0/4</b>	<b>2</b>	<b>144.0</b>	<b>127</b>	<b>58</b>	<b>44</b>	<b>43</b>	<b>76</b>	<b>19</b>	<b>6</b>	<b>4</b>	<b>539</b>	<b>.236</b>	<b>8</b>	<b>19</b>	<b>1</b>	<b>3</b>	<b>13</b>



**28**  
**Blake Goins**

**Pitcher**  
**5-11, 205, Fr., R/R**  
**Pearland, Texas**  
**(Pearland HS)**

**HIGH SCHOOL**

Lettered four years as a pitcher under coach Anthony Scalise at Pearland High School in Pearland, Texas ... collected a 14-2 record with an ERA of 1.80 his senior season ... named to the all-region first team his senior season ... garnered Underclass second team honors his junior season and Underclass Honorable Mention honors his sophomore season ... drafted by the Los Angeles Angels in the 12th round of the 2013 major league baseball draft.

**PERSONAL**

Son of Brad and Patty Goins ... has one sister, Alyssa ... volunteers every year at a charity called Friends for Christmas which provides gifts for underprivileged families ... enjoys golfing and working with computers in his spare time ... favorite television show is The Fresh Prince of Bel-Air ... favorite video game is Call of Duty ... says his father has been the biggest influence on him as a baseball player.



**50**  
**Zane Gurwitz**

**Infielder**  
**5-8, 175, Fr., R/R**  
**San Antonio, Texas**  
**(Churchill HS)**

**2014**

Named to the Big 12 Commissioner's Honor Roll for the 2013 fall semester.

**HIGH SCHOOL**

Played three seasons under coach Chad Marshall at Winston Churchill High School ... recorded a .458 batting average with 49 runs, 24 RBIs and four home runs his senior season ... was selected to the first team all-district, first team all-area and *San Antonio Express News* Super Team each of his sophomore, junior and senior seasons ... also played quarterback for the football team his freshman year ... was Academic All-District his sophomore and junior years.

**PERSONAL**

Parents are Greg and Jeanne Gurwitz ... has two sisters, Hayley and Natalie ... grandfather, Robert Gurwitz played football at Texas as a running back and defensive back ... six total relatives have attended UT ... childhood sports heros are David Robinson and Tim Duncan ... says visiting Rome, Pompeii and Alaska has been the most unique things he's done ... favorite musician is Brad Paisley ... Will Ferrell and Jessica Alba are his favorite actor and actress ... enjoys playing the piano, hunting and waterskiing in his free time.



## 7 Weston Hall

**Outfield**  
**6-0, 202, Sr., R/R**  
**Cedar Park, Texas**  
**(Leander HS/Navarro College)**

### 2013

Made 42 starts in 49 games, batting .226 (36-for-159) with four doubles, 10 RBI and 11 stolen bases ... recorded three hits in a game three times during the season ... had nine multi-hit games ... went 2-for-4 with two runs, a walk and a stolen base on April 14 at Kansas ... went 3-for-6 with two runs, one RBI and one stolen base on April 9 vs. Texas State ... tallied a season-high nine-game hitting streak from March 16-March 29 ... registered three hits, including a double, on March 24 at Minnesota ... went 5-for-12 (.417) in the Minnesota series (March 22-24) ... had a 2-for-5 game with one RBI on March 8 against UC Santa Barbara ... had a perfect 3-for-3 day with one run and one stolen base on March 2 at No. 15 Stanford ... went 2-for-4 with two runs and one RBI on Feb. 17 against Sacramento State ... made his collegiate debut for the Longhorns on Feb. 15 against Sacramento State with a 1-for-3 game ... named to the Big 12 Commissioner's honor roll for the spring 2013 semester.

### NAVARRO COLLEGE (2011 AND 2012)

Walk-on outfielder at Navarro College before becoming the starting center fielder on the team that won the 2011 national championship ... stole 26 bases in his sophomore season and earned Region XIV East All-Conference second team honors.

### HIGH SCHOOL

He played at Leander High under coaches Terry King and Matt Grissom ... earned all-district honorable mention in his junior and senior seasons.

### PERSONAL

Parents are Phil and Julie Hall ... has one brother, William, and one sister, Whitney ... favorite athletes are Derek Jeter and Andre Johnson ... favorite movies are Office Space, Top Gun and Anchorman ... favorite television shows are SportsCenter and Breaking Bad ... listens to the Josh Abbott Band and the Randy Rogers Band ... favorite sports teams are the Texas Rangers, Houston Astros and Houston Texans ... majoring in applied learning and development.

### HALL'S CAREER STATS

Year	AVG	GP-GS	AB	R	H	2B	3B	HR	RBI	TB	SLG%	BB	HBP	SO	GDP	OB%	SF	SH	SB-ATT	PO	A	E	FLD%
2013	.226	49-42	159	22	36	4	0	0	10	40	.252	17	3	43	2	.313	0	4	11-14	83	1	3	.966



## 9 C.J Hinojosa

**Infield**  
**5-11, 179, So., R/R**  
**Spring, Texas**  
**(Klein Collins HS)**

### 2014

Named to the Big 12 Commissioner's Honor Roll for the 2013 fall semester.

### 2013

Earned Big 12 All-Freshman Team honors ... started every game at shortstop for the Longhorns ... finished second among starters with a .309 batting average (59-for-191) and .414 slugging percentage ... had 15 multi-hit games, which ranked third on the team ... recorded 10 doubles, two triples, two home runs, 29 RBIs, 19 runs and three stolen bases ... tied for the team lead in RBIs and sacrifice hits (7) ... had two walk-off hits during the season ... defensively, ranked second on the team with 133 assists ... finished the season with an 11-game errorless streak and committed only one error in his last 18 games of the season ... batted .600 (6-for-10) in the TCU series (May 16-18) ... went 3-for-4 with two RBI in the season finale at TCU on May 18 after going 3-for-3 with two doubles the night before ... went 4-for-7 in a doubleheader vs. Texas Southern on May 11 ... went 3-for-5 with two runs and a RBI vs. West Virginia on April 20 ... had a 12-game hitting streak from March 22-April 12, the second longest by a Longhorn all season ... in his first collegiate series, went 6-for-11 with two doubles vs. Sacramento State Feb. 15-17 ... named to the Big 12 Commissioner's Honor Roll for the 2012 fall and 2013 spring semesters.

### US NATIONAL TEAM

Earned a roster spot on the 2013 United States Collegiate National Team ... played for the U-16 National Team in 2009 and the U-14 National Team in 2008.

### HIGH SCHOOL

Played four years of baseball at Klein Collins High under coach Miguel Carlos ... rated as the No. 32 prospect in the nation according to Perfect Game while rated as the No. 3 player at his position and No. 4 player in Texas ... earned 2012 Rawlings All-America first team honors ... earned 2011 Perfect Game Underclass All-America and Baseball America first team honors ... in his junior season, batted .405 (45-for-111) with nine doubles, two triples, 16 home runs, 61 RBI and 12 stolen bases ... earned 2010 Perfect Game Underclass All-America second team honors ... drafted in the 26th round of the 2012 major league baseball draft by the Houston Astros.

### PERSONAL

Mother is Rose ... has two brothers, Aaron and Alec ... favorite athlete is Derek Jeter ... favorite movies are Forrest Gump and Despicable Me ... favorite television show is Fresh Prince of Bel Air ... favorite sports teams are the New York Yankees, Los Angeles Dodgers and Dallas Cowboys ... enjoys fishing and playing video games in his spare time ... has not declared a major.

### HINOJOSA'S CAREER STATS

Year	AVG	GP-GS	AB	R	H	2B	3B	HR	RBI	TB	SLG%	BB	HBP	SO	GDP	OB%	SF	SH	SB-ATT	PO	A	E	FLD%
2013	.309	51-51	191	19	59	10	2	2	29	79	.414	18	1	26	2	.368	2	7	3-4	79	133	11	.951



# 31 Chad Hollingsworth

**Pitcher**  
**6-2, 210, So., R/R**  
**Waco, Texas**  
**(Robinson HS)**

## 2013

Appeared in 17 games with five starts and accumulated a 3.72 ERA in 29 innings ... compiled a 3-1 record and gave up 25 hits, 12 earned runs, 15 strikeouts, 11 walks while opponents hit .236 ... as a starter, went 2-1 and logged 18 2/3 innings with a 3.92 ERA ... in his first start of the season went five innings and allowed one earned run, striking out three and walking two while giving up four hits in a 2-1 victory on Feb. 19 against UT-Arlington ... threw five innings of one-run baseball with six hits, one strikeout and one walk as he picked up his third win of the year on March 5 against UT-Pan American ... as a reliever, had 12 appearances with 11 2/3 innings pitched with a 3.21 ERA ... threw two innings at Baylor with one strikeout, and gave up one unearned run on one hit on April 26 ... named to the Big 12 Commissioner's Honor Roll for the 2012 fall and 2013 spring semesters.

## HIGH SCHOOL

Hollingsworth played four years of baseball at Robinson High under coach Bryan Kent while also competing on the football and track teams ... earned Perfect Game Texas All-Region first team honors in his senior season ... led his team to the 2012 state semifinals ... compiled a 13-2 record as a senior with a 0.50 ERA and 139 strikeouts in 97 1/3 innings ... during the 2012 postseason, threw a no-hitter against Bullard, striking out 10 and not allowing a walk ... struck out 12 batters in five innings on Feb. 25, 2012, while allowing two hits and one walk ... named 2011 Super CenTex Player of the Year by the Waco Tribune ... named 2011 and 2012 District 19-3A Most Valuable Player.

## PERSONAL

Parents are Ronn and Donna Hollingsworth ... has one brother, Coby, and one sister, Desiree ... favorite athletes are LeBron James and Curtis Granderson ... favorite movies are Live Free and Die Hard, and Batman ... favorite television shows are The Voice and SportsCenter ... enjoys listening to Blake Shelton ... favorite sports teams are the New York Yankees, Miami Heat and Philadelphia Eagles ... enjoys hunting ... has not declared a major, but interested in sports management.

---

### HOLLINGSWORTH'S CAREER STATS

Year	ERA	W-L	APP	GS	CG	SHO/CBO	SV	IP	H	R	ER	BB	SO	2B	3B	HR	AB	B/AVG.	WP	HBP	BK	SFA	SHA
2013	3.72	3-1	17	5	0	0/0	0	29.0	25	13	12	11	15	4	4	0	122	.236	4	2	0	1	2



# 14 Ben Johnson

**Outfield**  
**6-1, 191, So., R/R**  
**Austin, Texas**  
**(Westwood HS)**

### 2013

Played in 31 games with 27 starts and batted .220 ... recorded 20 hits, nine RBIs, six doubles, one triple, and three home runs ... had two or more hits in five games ... on March 10 against UC Santa Barbara went 4-for-4 with two RBI, two doubles, two runs scored, a home run, and a walk ... 13 of his 27 starts came at the designated hitter position ... also appeared as a pinch runner in four games for the Longhorns ... named to the Big 12 Commissioner's Honor Roll for the 2012 fall and 2013 spring semesters.

### HIGH SCHOOL

A four-year letterwinner in baseball at Westwood High in Austin under coach Bart Bratcher ... also played on the football and track teams ... earned All-Centex first team honors in his junior and senior seasons ... earned All-District 16-5A honors all four years ... played football at quarterback and punter, earning all-state honorable mention as a QB (2011) and all-state second team honors as a punter (2011) ... named District 16-5A most valuable player for football in his junior season.

### PERSONAL

Parents are Corry and Tammy Johnson ... has one brother, Will ... father played football at Maine while his grandfather ran track at Notre Dame ... his brother played baseball at Vanderbilt ... favorite athlete is Mike Trout ... favorite movie is Batman: The Dark Knight ... favorite television show is Friday Night Lights ... enjoys listening to Kenny Chesney ... favorite sports teams are the Boston Red Sox and Green Bay Packers ... enrolled in the school of business.

### JOHNSON'S CAREER STATS

Year	AVG	GP-GS	AB	R	H	2B	3B	HR	RBI	TB	SLG%	BB	HBP	SO	GDP	OB%	SF	SH	SB-ATT	PO	A	E	FLD%
2013	.220	31-27	91	12	20	6	1	3	9	37	.407	12	1	28	0	.317	0	5	3-8	20	1	1	.955



**47**  
**Ben Kennedy**

**Catcher/Outfield**  
**5-10, 195, Fr., L/R**  
**College Station, Texas**  
**(A&M Consolidated HS)**

**2014**

Named to the Big 12 Commissioner's Honor Roll for the 2013 fall semester.

**HIGH SCHOOL**

A two-year starter as a catcher for coach Chase Mann at A&M Consolidated High School in College Station, Texas ... best game came against the Mid-Atlantic Rookies in 2012 ... went 4-for-4 with two home runs, one double and five RBIs ... lettered in one year of football ... named Academic All-State both junior and senior years.

**PERSONAL**

Son of Dave and Julie Kennedy ... has two brothers, Nick and Eric ... most humbling moment was a concussion that benched him for a year from school and sports ... favorite movies are The Dark Knight Rises and Inception ... favorite actor and actress are Will Ferrell and Rachel McAdams ... before games likes to listen to music.



**6**  
**Connor Macalla**

**Infield**  
**6-2, 170, Fr., L/R**  
**Houston, Texas**  
**(Langham Creek HS)**

**2014**

Named to the Big 12 Commissioner's Honor Roll for the 2013 fall semester.

**HIGH SCHOOL**

A two-year starter for coach Armando Seden at Langham Creek High School in Houston, Texas ... two-time all-district member in 2012 and 2013 as well as third team all-state his senior year at second base ... also named to the Texas High School Baseball Coaches All-Star Team in 2013 ... posted a .384 batting average along with 20 stolen bases and two home runs his senior season ... four-year honor roll member ... named Academic All-State and made the All-Academic District Team his senior year.

**PERSONAL**

Parents are Doug and Karen Macalla ... has two older brothers, John and Clayton ... both older brothers have Texas ties as John attended UT from 2010 to 2012, and Clayton graduated from UT in 2012 ... says three things he can't live without are his parents, brothers and calculator ... childhood sports hero is Ken Griffey Jr. ... favorite movies are Dumb and Dumber and Billy Madison ... favorite television show is Pawn Stars ... enjoys listening to the Red Hot Chili Peppers ... was accepted into the Cockrell School of Engineering and is pursuing a degree in petroleum engineering.



## 29 Jon Malmin

**Pitcher**  
**6-0, 180, Fr., L/L**  
**Troy, Texas**  
**(Troy HS)**

### HIGH SCHOOL

Played four years at Troy High School in Troy, Texas ... played pitcher all four years as well as first base his freshman and sophomore years ... was named District MVP and first team all-state both his junior and senior seasons ... also named first team all-district his sophomore season ... also played three years of varsity basketball and football, playing quarterback his junior year.

### PERSONAL

Son of Paul and Lola Malmin in Troy, Texas ... has one brother, Eric who played football at the University of Mary Hardin-Baylor from 2006-2008 ... an avid hunter and fisherman, listing bow hunting for deer, duck and dove hunting, and fishing as his favorite activities ... after baseball, wants to take part in mission work in the Dominican Republic ... former UT quarterback Vince Young is one of his childhood sports heroes ... his most humbling moment was traveling to the Dominican Republic for mission work ... enjoys listening to a variety of music, including Justin Timberlake, Jay-Z and Kanye West ... also enjoys drawing in his spare time.





## 8 Brooks Marlow

**Infield**  
**5-8, 184, Jr., L/R**  
**Giddings, Texas**  
**(Giddings HS)**

### 2014

Named to the Big 12 Commissioner's Honor Roll for the 2013 fall semester.

### 2013

Played in 47 games last year and started 44 while batting .250 ... totaled 40 hits, 18 runs, 10 doubles, and one home run ... his 10 doubles were tied for second most on the team ... amassed seven multi-hit games, including four in conference play ... recorded at least one base hit in 21 of the last 22 games and finished the season on an 11-game hitting streak that will carry into this season ... during a doubleheader against Texas Southern on May 11 went 3-for-8 with a double, triple, three RBIs, and three runs scored ... went 3-for-3 against West Virginia on April 19 ... against Minnesota on March 24 he recorded three hits, a stolen base, and a run scored ... his one home run was a two-run shot on March 5 against UT- Pan American ... named to the Big 12 Commissioner's Honor Roll for the 2012 fall semester.

### 2012

Made 51 starts in 52 games, batting .214 (37-for-173) with 25 runs, four doubles, two triples, two home runs, 29 RBI and two stolen bases ... named to the Big 12 All-Freshman Team ... led the team with 13 sacrifice hits ... became the first player in Texas history to hit two home runs in his collegiate debut (Feb. 18 against Duke), adding three RBI in the process ... drew a walk and tallied two RBI on May 6 at Missouri ... knocked in a run and had a double on April 22 against Kansas ... recorded two RBI ... went 5-for-13 in the Texas Tech with at least one hit in every game with five runs scored and four RBI ... went 2-for-5 with two RBI on April 7 at Texas Tech ... walked twice and added two RBI on April 5 at Texas Tech ... had two RBI on March 24 at Kansas State ... went 2-for-3 with a triple and one RBI on March 20 against Stephen F. Austin ... had a 1-for-4 day with two RBI on March 17 at Oklahoma ... registered three hits in back-to-back games on March 2 against Rice and March 3 against Tennessee at the Houston College Classic ... posted three RBI against Rice on March 2.

### HIGH SCHOOL

Earned four letters at Giddings (Texas) High School for coach (and father) Mike Marlow ... earned all-district honors all four years ... awarded as District MVP as a senior ... earned All-State and All-Centex honors three times ... won District Offensive MVP as a junior ... also played for Alan Roberts and the Austin Wings in the Premier Baseball Summer League.

### PERSONAL

Parents are Mike and Page Marlow ... has two brothers, Ty, who plays for UT, and Zach ... favorite teams are the Texas Rangers, Phoenix Suns and Chicago Bears ... favorite athletes are LeBron James, Robinson Cano and Ray Lewis ... favorite movies are Act of Valor, Major League and Life ... favorite television shows are Buckwild and anything on ESPN and MTV ... enjoys listening to George Strait and Stoney LaRue ... majoring in education.

### MARLOW'S CAREER STATS

Year	AVG	GP-GS	AB	R	H	2B	3B	HR	RBI	TB	SLG%	BB	HBP	SO	GDP	OB%	SF	SH	SB-ATT	PO	A	E	FLD%
2012	.214	52-51	173	25	37	4	2	2	29	51	.295	26	4	37	1	.325	3	13	2-4	89	152	7	.972
2013	.250	47-44	160	18	40	10	2	1	11	57	.356	11	1	22	3	.302	0	6	1-1	68	138	6	.972
<b>TOTAL</b>	<b>.231</b>	<b>99-95</b>	<b>333</b>	<b>43</b>	<b>77</b>	<b>14</b>	<b>4</b>	<b>3</b>	<b>40</b>	<b>108</b>	<b>.324</b>	<b>37</b>	<b>5</b>	<b>59</b>	<b>4</b>	<b>.315</b>	<b>3</b>	<b>19</b>	<b>3-5</b>	<b>157</b>	<b>290</b>	<b>13</b>	<b>.972</b>



# 48 Ty Marlow

**Infield/Pitcher**  
**5-10, 189, Jr., R/R**  
**Giddings, Texas**  
**(Giddings HS/Texas A&M/  
McLennan CC)**

### 2013

Honorable mention All Big-12 ... made 24 appearances as a relief pitcher and 18 as an infielder ... all of his 18 appearances as an infielder were starts ... as a pitcher, compiled a 1-2 record in 33 1/3 innings, allowing 25 hits and eight earned runs with seven walks, 26 strikeouts, and a .214 opponents' batting average while posting a 2.16 ERA ... as an infielder, posted a .215 batting average with 14 hits, 14 RBIs, two doubles and two home runs ... his two home runs came during consecutive games against Texas State and Kansas on April 9 and 12 ... on April 16 against UT Pan American, went 2-3 with a double, two RBIs and a walk ... recorded a seven game hit streak from April 9 through April 20 ... throughout the seven games, he had 11 hits, 11 RBIs, two doubles and two home runs ... recorded a season-high seven strikeouts in 3 2/3 innings, while giving up one earned run and five hits on April 12 at Kansas ... earned his win against UC Santa Barbara on March 9 going 3 1/3 innings and giving up one hit and no runs ... named to the Big 12 Commissioner's honor roll for the 2013 spring semester.

### MCLENNAN CC (2012)

Played in 50 games at McLennan College for coach Pete Mejia ... batted .359 (61-for-170) with 15 doubles, four triples, 48 runs scored, eight home runs, 60 RBI and 10 stolen bases.

### TEXAS A&M (2011)

Played in three games as a freshman during his 2011 season ... went 0-for-3 as a pinch hitter.

### HIGH SCHOOL

Played at Giddings (Texas) High for his father, Mike and with his brother, Brooks ... earned all-state second team honors as a utility player ... named Region 4 All-District 23 first team shortstop two straight years.

### PERSONAL

Parents are Mike and Page Marlow ... has two brothers, Zach and Brooks (current teammate) ... favorite athletes are Derek Jeter and Drew Brees ... favorite movies are Taken 2 and Grinch ... favorite television shows are Big Bang Theory and Family Guy ... enjoys listening to Stoney LaRue and Wade Bowen ... favorite sports teams are the New York Yankees and Detroit Lions.

### MARLOW'S CAREER STATS

Year	AVG	GP-GS	AB	R	H	2B	3B	HR	RBI	TB	SLG%	BB	HBP	SO	GDP	OB%	SF	SH	SB-ATT	PO	A	E	FLD%
2013	.215	18-18	65	8	14	2	0	2	14	22	.338	2	1	20	2	.239	3	2	0-0	149	14	2	.988

Year	ERA	W-L	APP	GS	CG	SHO/CBO	SV	IP	H	R	ER	BB	SO	2B	3B	HR	AB	B/AVG.	WP	HBP	BK	SFA	SHA
2013	2.16	1-2	24	0	0	0/2	2	33.1	25	8	8	7	26	9	2	1	129	.214	0	0	1	3	2



**45**  
**Grant Martin**

**Catcher**  
**5-9, 167, Jr., R/R**  
**Burnet, Texas**  
**(Burnet HS)**

**2014**

Named to the Big 12 Commissioner's Honor Roll for the 2013 fall semester.

**2013**

Served as a bullpen catcher ... named to the Big 12 Commissioner's Honor Roll for the 2012 fall semester.

**HIGH SCHOOL**

A four-year letterwinner at Burnet (Texas) High for coaches Todd Doucet and Tim Perkins ... earned all-district first team honors three years and academic all-district honors all four years ... during his career, batted .328 with 13 home runs and 78 RBI ... played three years of club baseball for the Austin Wings.

**PERSONAL**

Parents are Gary and Beverly Martin ... Has two sisters, Meagan and Kari-Ann, and two brothers, Cole and Trent ... favorite teams are the San Antonio Spurs and Dallas Cowboys ... favorite movie is Man On Fire ... favorite television shows are Man vs. Food, and Diners, Drive-Ins and Dives ... majoring in business.



**5**  
**Andy McGuire**

**Infield**  
**6-1, 200, Fr., R/R**  
**Oakton, Va.**  
**(James Madison HS)**

**2014**

Named to the Big 12 Commissioner's Honor Roll for the 2013 fall semester.

**HIGH SCHOOL**

A four-year letterwinner in baseball at James Madison High School under coach Mark Gjormand in Oakton, Virginia ... also played football and was a member of the swim and dive team ... three-time first team all-district, two-time Rawlings First Team All-Region ... named Rawlings First Team All-American (2013) and Rawlings Second Team All-American (2012).

**PERSONAL**

Son of David and Sabayna McGuire ... has four siblings, Ryan, David, Ansley and Catherine ... born in Rabat, Morocco and lived in Morocco and Indonesia before moving to Virginia at age three ... as a pre-game ritual, always listens to Springsteen by Eric Church ... childhood sports hero is Derek Jeter ... enjoys singing, writing and fishing.



# 33 Jeremy Montalbano

**Catcher**  
**6-1, 202, So., R/R**  
**Katy, Texas**  
**(Seven Lakes HS)**

### 2014

Named to the Big 12 Commissioner's Honor Roll for the 2013 fall semester.

### 2013

Appeared in 25 games and started 22 ... batted .247 on the season ... recorded 19 hits, 16 RBI, five runs, two home runs, two doubles and 27 total bases ... his first home run was a three-run shot that came against UC Santa Barbara on March 10 and for the game he was 1-for-3 with a sacrifice fly for four total RBIs ... at Houston went 2-for-4 with two RBI and a double ... from May 5 to May 11 in back to starts went a combined 4-for-6 with a double, RBI, and walk ... named to the Big 12 Commissioner's Honor Roll for the 2012 fall and 2013 spring semesters.

### HIGH SCHOOL

Earned all-state second team honors in his senior season at Seven Lakes High in Katy, Texas ... named *Houston Chronicle* Player of the Year his senior season ... named District 19-5A Most Valuable Player ... batted .340 with seven home runs and 46 RBIs as a senior ... also pitched and went 6-0 on the mound with 31 strikeouts in 34 innings ... earned all-state third team and All-Houston honors in his junior season ... earned all-district first team honors in his sophomore and junior seasons.

### PERSONAL

Parents are Tony and Janice Montalbano ... has one brother, Tony, and two sisters, Lindsay and Alli ... brother plays baseball at UNC Charlotte ... lists Albert Pujols as his favorite athlete ... favorite movie is *The Sandlot* ... favorite television show is *That 70's Show* ... lists the New Orleans Saints as his favorite sports team ... listens to Lil' Wayne ... majoring in education.

### MONTALBANO'S CAREER STATS

Year	AVG	GP-GS	AB	R	H	2B	3B	HR	RBI	TB	SLG%	BB	HBP	SO	GDP	OB%	SF	SH	SB-ATT	PO	A	E	FLD%
2013	.247	25-22	77	5	19	2	0	2	16	27	.351	4	1	18	0	.286	2	0	0-0	79	4	0	1.000



## 2 Mark Payton

**Outfield**  
**5-8, 190, Sr., L/L**  
**Chicago, Illinois**  
**(St. Rita HS)**

### 2013

A unanimous first team All-Big 12 selection ... started 50 games while batting .393 with an on base percentage of .483 and a slugging percentage of .545 ... his .393 average ranked 12th nationally ... led the Longhorns in hits (70), doubles (11), triples (8), RBIs (29), walks (28), and total bases (97) ... had a team-high 20 games with multiple hits ... had a 16-game hit streak from March 5-March 30, during which he recorded 25 total hits ... ended the season on a nine-game hitting streak from April 28-May 17, during which he had 14 hits ... first game of the season against Sacramento State on February 15 went 4-for-5 with three RBI, two runs, and a double ... on February 24 he went 3-for-3 against Nebraska with one RBI, one run and a double as Texas won 2-0 ... followed that performance with a 3-for-4 outing against Sam Houston State on February 26 as he recorded one RBI and a triple ... versus Texas State on April 9 went 4-for-4 with 2 RBI, three runs, one double and a walk ... against West Virginia on April 20 he went 3-for-4 with one RBI, three runs, a walk, a double and a triple.

### 2012

Started every game, mostly as the right fielder (50 of 52 games) ... second on the team with a .322 (67-for-208) batting average ... scored 40 runs with 13 doubles, four triples, five home runs, 29 RBIs and eight stolen bases ... did not record an error in 91 chances ... earned All-Big 12 second team honors ... registered three or more hits in a game seven times ... went 3-for-3 on May 19 against Baylor with a run and one RBI ... hit a grand slam for a season-high four RBIs on May 12 in the second game of a doubleheader against Texas Southern ... the grand slam capped a stretch of three straight games with a home run ... had a 2-for-5 game at Missouri on May 6 with a solo homer ... on May 1 against Prairie View A&M, went 3-for-5 ... tallied three hits in a 3-for-4 game on April 27 at Texas A&M with a double and two RBI ... posted two doubles with one RBI on April 13 against Oklahoma State ... scored three runs in a 2-for-4 game on April 10 against Texas A&M-Corpus Christi ... finished the Texas Tech series on April 7 with three RBI and a double ... tallied three hits (3-for-5) with three runs scored, one double and two RBI on March 30 against California ... during the Oklahoma series (March 16-18), batted .529 (9-for-17) with five runs and three RBI ... went 2-for-5 with three RBI and a home run on March 18 at Oklahoma ... posted a season-high four hits in a 4-for-7 game on March 16 at Oklahoma ... tallied two doubles in a 3-for-4 performance on Feb. 18 against Duke with two RBI.

### 2011

Played and started in all 65 games in his freshman season, batting .263 (63-for-240) with 63 hits, 11 doubles, two triples, 25 RBI and six stolen bases ... batted .250 with 13 runs, 25 hits and eight RBI in Big 12 play ... named to the Big 12 All-Freshman Team ... named to the NCAA Austin Regional All-Tournament Team ... connected for two hits in each of the last three games of the NCAA Baseball Austin Regional against Texas State (June 5) and Kent State (June 5 and 6) ... went 2-for-2 with one RBI against Princeton on June 3 in NCAA Austin Regional action ... had a 2-for-4 game with two runs and one RBI in the Big 12 Tournament against Oklahoma State (May 27) ... went 5-for-13 with two RBI in the series against Texas A&M (May 19-22) ... went 2-for-3 with one run in the night cap of a doubleheader against Texas Southern (May 15) ... recorded a 3-for-6 day with three runs and two RBI on May 7 against Nebraska ... on April 22 against Kansas, scored twice and went 2-for-4 at the plate ... had a 3-for-4 day with two runs and one RBI on April 19 against UTPA ... logged four stolen bases in two games against Baylor (April 8 and 9) ... went 2-for-5 with two runs scored in the series finale on March 27 against Oklahoma State ... registered one RBI in a 2-for-3 performance on March 23 against Houston Baptist ... went 2-for-6 with a run in the series finale against Kansas State (March 20) ... had a 2-for-4 game with a run against Texas State (March 15) ... produced a triple, a run scored and one RBI on March 4 against Stanford ... recorded a 2-for-4 game with a run scored in the series finale against Hawai'i (Feb. 25) ... went 2-for-4 with one RBI on Feb. 25 at Hawai'i ... hit .400 (6-for-15) with four doubles, five runs and four RBI in his first collegiate series against Maryland (Feb. 18-20) ... scored two runs along with his first hit in his first collegiate game on Feb. 18 against Maryland ... member of the Big 12 Commissioner's Honor Roll in the 2010 fall semester.

### HIGH SCHOOL

A four-year varsity letter winner as an outfielder for Coach Mike Zunica at St. Rita High School in Orland, Illinois ... named Preseason Louisville All-American his senior year ... named Chicago Catholic League All-Conference, all-area, and all-state as a junior and a senior ... batted .440 his senior year, logging 59 runs, 51 hits, 47 RBIs, 12 doubles, two triples and ten home runs ... tabbed Illinois Player of the Year his junior year and received the Tony Cawless Award as a senior ... played in the Illinois Sparks summer league ... garnered the Chicago Catholic League All Conference title as a sophomore.

### PERSONAL

Son of David and Susan ... has two younger brothers, Troy and Jack ... father played baseball for the University of Illinois ... favorite teams are the Chicago Cubs and Chicago Blackhawks ... favorite athletes are Dustin Pedroia, Jacoby Ellsbury and Jonathan Toews ... favorite movies are Miracle and Bull Durham ... favorite television show is Blue Mountain State ... majoring in applied learning and development with coaching specialization ... drafted by the Minnesota Twins in the 31st round of the 2010 MLB Draft ... selected by the Cleveland Indians in the 16th round of the 2013 Draft.

### PAYTON'S CAREER STATS

Year	AVG	GP-GS	AB	R	H	2B	3B	HR	RBI	TB	SLG%	BB	HBP	SO	GDP	OB%	SF	SH	SB-ATT	PO	A	E	FLD%
2011	.263	65-65	240	37	63	11	2	0	25	78	.325	31	6	34	6	.353	6	19	6-10	86	0	3	.966
2012	.322	52-52	208	40	67	13	4	5	29	103	.495	32	3	27	0	.418	1	7	8-13	89	2	0	1.000
2013	.393	50-50	178	27	70	11	8	0	29	97	.545	28	4	23	3	.483	1	7	3-6	101	9	4	.965
<b>TOTAL</b>	<b>.319</b>	<b>167-167</b>	<b>626</b>	<b>104</b>	<b>200</b>	<b>35</b>	<b>14</b>	<b>5</b>	<b>83</b>	<b>278</b>	<b>.444</b>	<b>91</b>	<b>13</b>	<b>84</b>	<b>9</b>	<b>.412</b>	<b>8</b>	<b>33</b>	<b>17-29</b>	<b>276</b>	<b>11</b>	<b>7</b>	<b>.976</b>



## 32 Dillon Peters

**Pitcher**  
**5-11, 212, Jr., L/L**  
**Indianapolis, Indiana**  
**(Cathedral HS)**

### 2014

Named to the Big 12 Commissioner's Honor Roll for the 2013 fall semester.

### 2013

A second team All-Big 12 selection ... made 14 starts while compiling a 6-3 record with 1.97 ERA and one complete game ... in 86 2/3 innings, allowed 71 hits and 19 earned runs with 57 strikeouts, 24 walks, and a .223 batting average against ... Texas went 10-4 in his 14 starts ... went seven innings at Baylor on April 27 with only one earned run on six hits, five strikeouts and three walks in a 1-0 loss ... went eight shutout innings at home against West Virginia on April 20, only giving up four hits while striking out six and walking three ... threw a complete game on April 13 at Kansas where he gave up one earned run, had three strikeouts, one walk, and six hits in a 2-1 victory ... went 7 2/3 scoreless innings vs. Oklahoma on April 6, striking out five and surrendering just two hits without issuing a walk to pick up the win ... threw 8 1/3 innings and surrendered five hits, one earned run, seven strikeouts and one walk on March 16 at home against Texas Tech in a 2-1 win ... picked up his first win of the season with seven innings of work vs. Sacramento State on Feb. 17, when he allowed two runs on five hits ... named to the Big 12 Commissioner's Honor Roll for the 2012 fall semester.

### 2012

Went 4-1 with a 3.18 ERA as a freshman, tying for the team lead with 11 starts ... in 23 appearances, logged 39 2/3 innings with 31 hits and 14 earned runs while walking 18 and striking out 43 ... opponents hit .207 ... in a stretch from March 18 to April 17, allowed only one run in 12 appearances (14 2/3 innings) ... earned his final win of the season on May 12 in the second game of a doubleheader against Texas Southern, throwing four innings and giving up just two hits and one run (unearned) with a walk and four strikeouts ... pitched four scoreless innings in a start on April 29 against Texas A&M, allowing only one hit while striking out a season-high six batters ... threw 3 2/3 innings on April 24 against Central Arkansas, allowing one unearned run on two hits with three strikeouts ... struck out four in two innings

of relief with one hit for his third win on April 14 against Oklahoma State ... picked up the win against Texas A&M-Corpus Christi on April 10 with three scoreless innings, allowing one hit and striking out three ... recorded his first collegiate win on March 20 against Stephen F. Austin with three no-hit innings, walking one and striking out four ... threw 2 1/3 scoreless innings on Feb. 26 at Stanford, giving up two hits with three walks and three strikeouts ... made his collegiate debut on Feb. 19 against Duke with one scoreless inning in relief.

### HIGH SCHOOL

A two-time Indiana All-State pitcher (2009-2010) ... 2010 Indiana Super Team Player of the Year ... two-time Indiana Super Team First Team ... three-time first team All-Indianapolis pitcher (2008-10) and two-time Indianapolis Player of the Year (2009-10) ... 2010 first team All-Indianapolis and Indianapolis Player of the Year ... three-time Perfect Game All-American (2008-10) ... registered a 12-1 record with a 0.63 ERA and 154 strikeouts in 89 1/3 innings in 2010 ... recorded a 10-1 record with a 0.99 ERA and 112 strikeouts in 71 innings in 2009 ... recorded a 7-0 record with a 0.46 ERA and 78 strikeouts in 45 innings in 2008 ... No. 71 ranked player in the nation and second-ranked player in Indiana for his high school class by Perfect Game USA.

### PERSONAL

Son of Mark and Marina ... has a younger sister, Payton ... favorite baseball team is the Boston Red Sox ... favorite athletes are Michael Jordan and Peyton Manning ... favorite movie is Step Brothers ... favorite television show is Fresh Prince of Bel Air ... enjoys listening to Kid Cudi ... majoring in physical culture and sports.

### PETERS' CAREER STATS

Year	ERA	W-L	APP	GS	CG	SHO/CBO	SV	IP	H	R	ER	BB	SO	2B	3B	HR	AB	B/AVG.	WP	HBP	BK	SFA	SHA
2012	3.18	4-1	23	11	0	0/1	0	39.2	31	21	14	18	43	7	0	2	173	.207	3	2	3	0	3
2013	1.97	6-3	14	14	1	0/3	0	86.2	71	23	19	24	57	10	2	2	360	.223	4	10	0	2	5
<b>TOTAL</b>	<b>2.35</b>	<b>10-4</b>	<b>37</b>	<b>25</b>	<b>1</b>	<b>0/4</b>	<b>0</b>	<b>126.1</b>	<b>102</b>	<b>44</b>	<b>33</b>	<b>42</b>	<b>100</b>	<b>17</b>	<b>2</b>	<b>4</b>	<b>533</b>	<b>.218</b>	<b>7</b>	<b>12</b>	<b>3</b>	<b>2</b>	<b>8</b>



# 15 Justin Peters

**Pitcher**  
**6-4, 185, RS-Jr., R/R**  
**Deer Park, Texas**  
**(Deer Park HS/Weatherford College)**

### 2013

Served a redshirt season.

### 2012

Made two appearances and logged two innings of work, allowing three runs on six hits with no walks and four strikeouts ... struck out four in 1 2/3 innings on May 17 at Baylor, giving up a run on three hits.

### WEATHERFORD COLLEGE

Spent his freshman season at Weatherford College, playing for coach Jeff Lightfoot in the NJCAA Region 5 ... recorded 48 strikeouts in 41 innings ... also pitched for coach Jack Shultea and the Northwest Wildcats of the AABC Summer League ... placed second at the Stan Musial World Series with the Wildcats

### HIGH SCHOOL

Earned one letter for Deer Park High School for Coach Emerick Jagneau ... compiled a 2.33 ERA as a senior along with 50 strikeouts while only walking nine batters ... earned second team all-district honors

### PERSONAL

Parents are Mike and Amy Peters ... has one sister, Melissa ... favorite athlete is Tim Lincecum ... favorite sports team is the Houston Texans ... favorite movies are Pineapple Express and Savages ... favorite television shows are That 70s Show and Gossip Girl ... enjoys listening to Timeflies ... majoring in education.

### PETERS' CAREER STATS

Year	ERA	W-L	APP	GS	CG	SHO/CBO	SV	IP	H	R	ER	BB	SO	2B	3B	HR	AB	B/AVG.	WP	HBP	BK	SFA	SHA
2012	13.50	0-0	2	0	0	0/0	0	2.0	6	3	3	0	4	0	0	2	12	.500	0	0	0	0	0



# 30 Josh Sawyer

**Pitcher**  
6-2, 190, Fr., L/L  
San Angelo, Texas  
(San Angelo Central HS)

### 2014

Named to the Big 12 Commissioner's Honor Roll for the 2013 fall semester.

### HIGH SCHOOL

A four-year letterwinner in baseball at San Angelo Central High School ... played both first base and pitcher ... named All-West Texas Player of the Year and made first team all-state as a designated hitter his senior season ... the District 2-5A MVP his senior season ... named all-district first baseman (2012) and all-district pitcher (2011) ... his senior season, pitched 69 innings with a 5-3 record and an ERA of 1.92 ... named Academic All-State his senior year ... member of the Young Life youth group.

### PERSONAL

Son of Steve and Shannan Sawyer ... has two brothers, Matt and Luke ... his father played third base at Colorado State, mother played softball at Colorado State, and uncle Bobby Stratman played football at Colorado State as a safety ... sports hero is Derek Jeter ... favorite movie is Step Brothers ... enjoys listening to John Mayer ... enjoys watching Baseball Tonight.



# 34 Lukas Schiraldi

**Pitcher**  
6-4, 205, Jr., R/R  
Austin, Texas  
(St. Michaels Academy/Navarro JC)

### NAVARRO COLLEGE (2012 & 2013)

Went 9-2 with a 2.84 ERA in 15 appearances spanning 76 innings in 2013 at Navarro ... recorded 67 strikeouts to just 17 walks ... in the summer of 2013, played for the Chatham Anglers of the Cape Cod League ... won the PFC Whitehouse Outstanding Pitcher Award ... made seven starts in the regular season and went 4-1 with a 1.19 ERA, allowing just five earned runs in 37 2/3 innings of work ... put forth his best performance in the CCBL playoffs, when he went seven scoreless innings and allowed just two hits in a 6-0 win ... named the Cape Cod League Pitcher of the Week on Aug. 13 for his effort ... in the regular season and playoffs combined, the right-hander went 5-1 with a 1.01 ERA and 33 strikeouts.

### HIGH SCHOOL

Played four years of baseball and under coach and father Calvin Schiraldi at St. Michaels Academy in Austin, seeing time at catcher, first base, third base and pitcher ... named to the All-State team as a pitcher his senior season ... also played football and basketball.

### PERSONAL

Son of Calvin and Debbie Schiraldi ... has one sister, Samantha ... father, Calvin, played baseball at UT and was a member of the 1983 national championship team ... favorite sports movie is Remember the Titans ... enjoys hunting, fishing and watching television ... Eddie George is his childhood sports hero ... has two dogs, Jami and Ruger.





## 4 Collin Shaw

**Outfield**  
**6-0, 199, Jr., L/L**  
**Austin, Texas**  
**(Westlake HS)**

### 2013

Played in 23 games and started 13 while batting .222 ... on the season he 10 hits, nine runs scored, three runs, two doubles and one triple ... in a double header May 11 against Texas Southern went 3-for-6 ... his one triple came in game one when he went 2-for-3 with two runs scored in a 4-0 victory ... in game two he went 1-for-3 ... on April 16 went 1-for-3 with two walks, two runs scored and one stolen base against UT-Pan American ... had a .352 on base percentage while slugging .311 ... in the outfield recorded 25 putouts en route to a 1.000 fielding percentage ... named to the Big 12 Commissioner's Honor Roll for the 2012 fall semester.

### 2012

Made eight starts in 15 games as a freshman ... batted .128 (5-for-39) with one RBI and one stolen base ... registered his first collegiate RBI on May 12 against Texas Southern in the second game of a doubleheader ... picked up the first stolen base of his career on April 5 at Texas Tech ... tallied his first collegiate hit on Feb. 21 against UTA ... made his collegiate debut on Feb. 19 against Duke.

### HIGH SCHOOL

Earned three letters at Westlake High School in Austin, Texas ... earned all-state second team honors in his senior season ... batted .487 with seven home runs as a senior ... earned all-district honors as a junior ... also lettered twice in football as a wide receiver for Westlake, where he earned all-district honors both his junior and senior years.

### PERSONAL

Parents are Ethan and Lysle Shaw ... has two siblings, Casey and Tate ... favorite sports teams are the Texas Rangers and Dallas Cowboys ... favorite athletes are Derek Jeter and Josh Hamilton ... favorite movie is Gladiator ... favorite television show is 24 ... majoring in business.

### SHAW'S CAREER STATS

Year	AVG	GP-GS	AB	R	H	2B	3B	HR	RBI	TB	SLG%	BB	HBP	SO	GDP	OB%	SF	SH	SB-ATT	PO	A	E	FLD%
2012	.128	15-8	39	4	5	0	0	0	1	5	.128	5	0	14	0	.227	0	1	1-2	19	1	0	1.000
2013	.222	23-13	45	9	10	2	1	0	3	14	.311	8	1	11	0	.352	0	1	2-2	25	0	0	1.000
<b>TOTAL</b>	<b>.179</b>	<b>38-21</b>	<b>84</b>	<b>13</b>	<b>15</b>	<b>2</b>	<b>1</b>	<b>0</b>	<b>4</b>	<b>19</b>	<b>.226</b>	<b>13</b>	<b>1</b>	<b>25</b>	<b>0</b>	<b>.296</b>	<b>0</b>	<b>2</b>	<b>3-4</b>	<b>44</b>	<b>1</b>	<b>0</b>	<b>1.000</b>



# 11 Alex Silver

**Infield**  
**6-1, 205, Sr., R/R**  
**Houston, Texas**  
**(Bellaire HS)**

### 2013

Appeared in 26 games and started 15 ... batted .196 while recording 11 hits, five RBI, four runs scored, 12 walks, and a double ... at Minnesota on March 23 came into the game as a pinch hitter in the second inning and ended up going 3-for-5 on the night with three RBIs, including the go-ahead run in the 10th inning as the Horns won 5-4 ... lone double on the season came against Texas State on March 26 as he went 2-for-3 with two RBIs ... named to the Big 12 Commissioner's Honor Roll for the 2012 fall semester.

### 2012

Made 43 starts in 45 games, batting .267 (44-for-165) with 24 runs, 10 doubles, one triple and 19 RBI ... posted a .342 on-base percentage and .339 slugging percentage ... committed only three errors in 423 chances for a .993 fielding percentage ... registered a 16-game hitting streak from March 13 through April 10 ... went 2-for-3 with two RBI on May 12 in the second game of a doubleheader against Texas Southern ... went 2-for-3 with a walk and one RBI on May 4 at Missouri ... recorded back-to-back 2-for-4 games on April 24 against Central Arkansas and April 27 at Texas A&M ... scored twice in a 2-for-4 performance on April 14 against Oklahoma State ... hit a double in every game of the Texas Tech series (April 5-7) ... recorded a double and a walk while going 2-for-4 with two runs and two RBI on April 7 at Texas Tech ... went 2-for-4 with a double, walk and one RBI on March 28 against UTPA ... posted a season-high three hits with a double and one RBI on March 25 at Kansas State ... went 2-for-5 with a run and one RBI on March 18 at Oklahoma ... knocked in two runs with a double on March 2 against Rice.

### 2011

Played in 12 games, making eight starts ... batted .172 (5-for-29) with two runs and one RBI ... was diagnosed with Hodgkin's lymphoma (cancer) at the start of the season, but made a full recovery after missing the first few months ... recorded his first collegiate RBI on April 10 against Baylor ... registered his first collegiate hit on April

9 against Baylor ... made his collegiate appearance on April 5 against Texas A&M-Corpus Christi on April 5 in a pinch-hitting role before finishing the game at third base ... named to the Big 12 Commissioner's Honor Roll in the fall 2010 and spring 2011 semesters.

### HIGH SCHOOL

A three-year letterwinner as a shortstop under Coach Rocky Monuel at Bellaire High School in Houston, Texas ... won three consecutive state titles for Bellaire ... tabbed a Preseason Louisville Slugger All-American, Rawlings Preseason All-American, Preseason All-Greater Houston and named Texas High School Baseball Coaches Association All-State as a senior ... served as team captain as a senior ... named first-team All-Greater Houston, THSBCA All-State, AHSCA All-Star, and tabbed to the Texas Rangers Area Code team as a junior ... named to the TASO All-Tournament Team and earned all-district as a sophomore.

### PERSONAL

Son of Steven and Ronna Silver, both UT graduates ... has two older sisters, Leslie and Stacey, also both UT graduates ... favorite teams are the Houston Astros, Houston Texans and Houston Rockets ... favorite athletes are Derek Jeter, Michael Jordan and Tiger Woods ... favorite movies are Field of Dreams, Wedding Crashers and Django Unleashed ... favorite television shows are Homeland, Lost and Dexter ... enjoys listening to Taylor Swift ... majoring in finance.

### SILVER'S CAREER STATS

Year	AVG	GP-GS	AB	R	H	2B	3B	HR	RBI	TB	SLG%	BB	HBP	SO	GDP	OB%	SF	SH	SB-ATT	PO	A	E	FLD%
2011	.172	12-8	29	2	5	0	0	0	1	5	.172	2	1	4	1	.250	0	1	0-0	6	11	1	.944
2012	.267	45-43	165	24	44	10	1	0	19	56	.339	14	6	32	3	.342	2	4	0-0	399	21	3	.993
2013	.196	26-15	56	4	11	1	0	0	5	12	.214	12	2	13	0	.357	0	4	0-0	150	7	1	.994
<b>TOTAL</b>	<b>.240</b>	<b>83-66</b>	<b>250</b>	<b>30</b>	<b>60</b>	<b>11</b>	<b>1</b>	<b>0</b>	<b>25</b>	<b>73</b>	<b>.292</b>	<b>28</b>	<b>9</b>	<b>49</b>	<b>4</b>	<b>.336</b>	<b>2</b>	<b>9</b>	<b>0-0</b>	<b>555</b>	<b>39</b>	<b>5</b>	<b>.992</b>



# 40 Taylor Stell

**Infield/Outfield**  
**6-4, 202, Jr., R/R**  
**Dallas, Texas**  
**(Lake Highlands HS)**

### 2014

Named to the Big 12 Commissioner's Honor Roll for the 2013 fall semester.

### 2013

Played in 32 games and started 23 ... batted .181 while recording 15 hits, three doubles, and five RBIs ... tied for the team lead in stolen bases with 11, and did so in only 12 attempts ... eight of his appearances were either as a pinch runner or hitter ... in the weekend series against Nebraska from February 22-24 went 4-for-11 with three runs scored, a double, two walks and two stolen bases ... named to the Big 12 Commissioner's Honor Roll for the 2012 fall and 2013 spring semesters.

### 2012

Started in 20 of 25 games, batting .333 (20-for-60) with 14 runs, two doubles, one triple, seven RBI and a perfect 6-for-6 on stolen bases ... posted a .461 on-base percentage and .400 slugging percentage ... started twice in the Big 12 Tournament (May 23 against Missouri and May 24 against Kansas) ... posted a 10-game hitting streak from April 7-April 24 ... recorded a hit and one RBI in back-to-back games (April 22 against Kansas and April 24 against Central Arkansas) ... went 2-for-4 on April 17 against Texas State ... recorded a hit and stolen base in all three games of the Oklahoma State series (April 13-14) ... went 2-for-4 with two RBI and a walk on April 7 at Texas Tech ... had a 2-for-3 game with a double, two RBI and one stolen base on April 5 at Texas Tech ... scored three runs while going 2-for-4 with a triple and two stolen bases on March 30 against California ... registered his first collegiate hit on March 24 at Kansas State ... made his collegiate debut on Feb. 21 against UT Arlington, recording an RBI sacrifice fly ... during the summer, helped the Santa Barbara Foresters win their second-straight NBC World Series title in Wichita, Kansas ... batted .264 (23-for-87) for the Foresters with one home run, 11 RBI and 15 stolen bases.

### HIGH SCHOOL

Earned three letters for the Lake Highlands Wildcats ... had a combined batting average of .471 in his three years ... earned All-District honors as a sophomore and a senior ... added to the Texas High School Baseball Coaches Association First Team Academic All-State team as a senior ... served as a team captain for the Wildcats during his senior year ... also earned a letter playing basketball for Coach Rob Wylie ... played two summers for the DBAT Mustangs in the Lone Star Summer League ... made the Gates Field Wood Bat World Series All-Tournament team ... led the Mustangs to a Lone Star League championship.

### PERSONAL

Parents are Gary and Suzanne Stell ... has a younger brother, Brett ... both parents, his uncle, aunt, and grandfather are all UT grads ... favorite teams are the Dallas Mavericks, Texas Rangers and Dallas Cowboys ... favorite athletes are Mike Trout, Vince Young and Derek Jeter ... favorite movie is Batman: The Dark Knight ... favorite television shows are The Mentalist, NCIS and How I Met Your Mother ... enjoys listening to Taylor Swift, Drake, Brad Paisley and ASAP Rocky ... majoring in corporate communication.

### STELL'S CAREER STATS

Year	AVG	GP-GS	AB	R	H	2B	3B	HR	RBI	TB	SLG%	BB	HBP	SO	GDP	OB%	SF	SH	SB-ATT	PO	A	E	FLD%
2012	.333	25-20	60	14	20	2	1	0	7	24	.400	7	8	19	1	.461	1	5	6-6	26	0	1	.963
2013	.181	32-23	83	13	15	3	0	0	5	18	.217	6	6	21	2	.281	1	4	11-12	41	0	0	1.000
<b>TOTAL</b>	<b>.245</b>	<b>57-43</b>	<b>143</b>	<b>27</b>	<b>35</b>	<b>5</b>	<b>1</b>	<b>0</b>	<b>12</b>	<b>42</b>	<b>.294</b>	<b>13</b>	<b>14</b>	<b>40</b>	<b>3</b>	<b>.360</b>	<b>2</b>	<b>9</b>	<b>17-18</b>	<b>67</b>	<b>0</b>	<b>1</b>	<b>.985</b>



## 39 James Swan

**Pitcher**  
**6-5, 180, Fr., R/R**  
**Orange, Texas**  
**(Little Cypress-Mauriceville HS)**

### 2014

Named to the Big 12 Commissioner's Honor Roll for the 2013 fall semester.

### HIGH SCHOOL

A three-year starter for coach Steve Griffith at Cypress-Mauriceville High School in Orange, Texas ... played several positions, including pitcher, first base, third base, shortstop and outfield ... for his career, posted a .390 batting average with a 2.74 ERA ... was named to the first team All-District and Orange Leader Offensive MVP his senior season ... was also The Record Offensive MVP and a member of the Beaumont Enterprise All Super Gold Team his senior season ... a two-time member of the Academic All-District team, as well as a two-year member of the National Honors Society ... frequent volunteer for the Salvation Army.

### PERSONAL

Son of Bobby and Susan Swan ... father, Bobby, played baseball at Sam Houston State from 1964 to 1968 ... five family members have attended UT in the past including his mother and grandmother ... lists his favorite movies as Remember the Titans and Lord of the Rings ... his favorite actor and actress are Tom Hanks and Sandra Bullock ... enjoys playing basketball, running and reading ... enjoys listening to Rascal Flatts ... has three cats: Lucy, Katy and Petey.



## 36 Nathan Thornhill

**Pitcher**  
**6-0, 182, Sr., R/R**  
**Cedar Park, Texas**  
**(Cedar Park HS)**

### 2013

Went 3-6 record with a 2.21 ERA in 14 appearances, 13 of which were starts ... in 85 1/3 innings, allowed 74 hits and 21 earned runs with 15 walks, while recording a team-high 60 strikeouts, and a .234 opponents' batting average ... led the team with two complete games ... in his last start at TCU on May 18, earned his third win by throwing a complete game shutout, giving up six hits on five strikeouts and a walk in a 3-0 win ... pitched four innings as part of a combined seven-inning no-hitter on May 11 against Texas Southern ... pitched a complete game at Kansas on April 14, giving up four runs (two earned) on eight hits and seven strikeouts and was saddled with the loss ... threw seven innings and allowed four hits while striking out seven without giving up an earned run on April 7 against Oklahoma ... gave up one earned run on seven hits in 7 1/3 innings with six strikeouts on March 30 at Oklahoma State ... picked up his second win on the season at Minnesota on March 24, allowing three runs on five hits with five strikeouts ... gave up three runs and five hits in six innings with seven strikeouts on March 17 against Texas Tech ... earned his first win of the season against Nebraska on Feb. 24 with seven shutout innings, allowing two hits with one walk and three strikeouts.

### 2012

Went 4-5 with a 3.87 ERA, making 11 starts in 18 appearances ... led the team with 83 2/3 innings ... he allowed 81 hits and 36 earned runs with 25 walks and 64 strikeouts ... opponents hit .255 against him ... finished the season with 4 2/3 scoreless innings on May 23 against Missouri, allowing just one hit ... gave up one earned run in two innings with two strikeouts on May 12 against Texas Southern in the second game of a doubleheader ... threw five innings of relief and allowed one run on three hits with a walk and four strikeouts on May 5 at Missouri ... allowed six runs (only two earned) in six innings on April 27 at Texas A&M with two walks and two strikeouts ... gave up just one run on four hits in a start of 6 2/3 innings with a walk and five strikeouts on April 13 against Oklahoma State ... got his third win of the season on March 30 against California, going seven innings, allowing three runs (two earned) on five hits with no walks and five strikeouts ... struck out a season-high seven batters on March 16 at Oklahoma in 6 1/3 innings, allowing four runs on four hits with a walk ... threw a season-high 7 1/3 innings without allowing a run on March 11 in the first game of a doubleheader against Loyola Marymount, scattering five hits with a walk and five strikeouts ... struck out four

in two no-hit innings of relief on March 6 against Dallas Baptist ... recorded a win against Rice on March 2, allowing six runs (five earned) on five hits in six innings of work ... opened the season with a win against Duke on Feb. 18, throwing five scoreless innings with three hits, one walk and two strikeouts.

### 2011

Had a 3-0 record with a 1.89 ERA with two starts in 22 appearances ... in 38 innings, allowed 30 hits and eight earned runs with six walks and 38 strikeouts ... opponents hit .211 ... registered a 0.73 ERA during Big 12 play in 12 appearances (12 1/3 innings) ... threw 3 2/3 innings of relief on June 5 to earn the win against Kent State in the NCAA Austin Regional, allowing one run and three hits with a walk and seven strikeouts ... pitched 2 2/3 scoreless innings of relief against Texas A&M on May 21 ... tossed a perfect inning with two strikeouts on May 14 against Texas Southern ... threw 3 2/3 scoreless innings of relief, allowing just two hits while striking out four on May 8 against Nebraska ... threw a perfect five innings in the first start of his career on May 3 against Prairie View A&M while striking out four ... pitched 2 2/3 scoreless innings of relief against Texas State on April 26, striking out three ... picked up his first collegiate win on April 12 against Dallas Baptist after throwing 2 1/3 scoreless innings of relief with two strikeouts ... struck out two in 1 2/3 scoreless innings on March 27 against Oklahoma State ... threw a perfect inning with one strikeout on March 5 against Stanford ... member of the Big 12 Commissioner's Honor Roll in the 2010 fall and 2011 spring semesters.

### HIGH SCHOOL

A four-year letterwinner as a designated hitter at Cedar Park High School ... named district most valuable player, first-team all-state (DH) and third-team all-state (P) as a senior ... served as team captain as a senior ... tabbed a first-team all-district pitcher as a junior ... named first-team all-district, first-team All-Central Texas as a designated hitter as a sophomore ... also lettered in football where he won district offensive most valuable player as a quarterback his senior year ... played shortstop and pitcher for the Action Baseball Club in the summers.

### PERSONAL


Son of Mike and Tisha Thornhill ... has three sisters - Rebekah, Hannah, and Marah, and one brother, Darren ... grandfather, Jerry Thornhill, is a UT alum ... favorite teams are the Miami Heat and New York Yankees ... favorite athletes are LeBron James and Derek Jeter ... favorite movies are anything with Denzel Washington ... favorite television show is Doomsday Preppers ... enjoys listening to Taylor Swift ... majoring in corporate communication.

### THORNHILL'S CAREER STATS

Year	ERA	W-L	APP	GS	CG	SHO/CBO	SV	IP	H	R	ER	BB	SO	2B	3B	HR	AB	B/AVG.	WP	HBP	BK	SFA	SHA
2011	1.89	3-0	22	2	0	0/4	0	38.0	30	8	8	6	38	5	1	1	151	.211	2	0	0	1	2
2012	3.87	4-5	18	11	0	0/2	0	83.2	81	46	36	25	64	13	2	5	358	.255	6	4	0	4	7
2013	2.21	3-6	14	13	2	1/2	0	85.1	74	35	21	15	60	12	0	1	351	.234	5	8	0	1	11
<b>TOTAL</b>	<b>2.83</b>	<b>10-11</b>	<b>54</b>	<b>26</b>	<b>2</b>	<b>1/8</b>	<b>0</b>	<b>207.0</b>	<b>185</b>	<b>89</b>	<b>65</b>	<b>46</b>	<b>162</b>	<b>30</b>	<b>3</b>	<b>7</b>	<b>860</b>	<b>.238</b>	<b>13</b>	<b>12</b>	<b>0</b>	<b>6</b>	<b>20</b>



# Head Coach Augie Garrido



**18th season at Texas**  
**46th season as a head coach**

**Full Name** \_\_\_\_\_ **August Edmun Garrido, Jr.**  
**Date of Birth** \_\_\_\_\_ **Feb. 6, 1939**  
**Hometown** \_\_\_\_\_ **Vallejo, Calif.**  
**High School** \_\_\_\_\_ **Vallejo**  
**College** \_\_\_\_\_ **Fresno State University, 1961**  
**(Physical Education)**  
**Graduate Degree** \_\_\_\_\_ **Cal Poly San Luis Obispo,**  
**1968 (Education)**  
**Family** \_\_\_\_\_ **Daughter, Lisa**

Seven trips to the College World Series (CWS). National Championships in both 2002 and 2005. Second-place finishes in 2004 and 2009. Seven Big 12 Conference Championships (2002, 2004, 2006, 2007, 2009, 2010, and 2011) and four league tournament crowns (2002, 2003, 2008 and 2009). These are the results and why head coach Augie Garrido was hired to guide the Texas baseball program in 1996.

During his first 17 years on the Forty Acres, Garrido became the all-time winningest coach in NCAA Division I baseball history by capturing his 1,428th career win on June 9, 2003, (a 6-5 Texas victory over then No. 1 Florida State during NCAA Super Regional action in Tallahassee, Fla.). He brought Texas back to the CWS for the first time since 1993 during the 2000 campaign, and returned the Horns to the pinnacle of collegiate baseball in 2002 by leading UT to a 57-15 record that produced the school's first-ever Big 12 regular-season and tournament championships, as well as its first national title since 1983. He duplicated the feat in 2005, guiding the Longhorns to their sixth National Championship, the second-most for one school in NCAA history. Texas' rise under Garrido has been the culmination of inking 16 straight top 15 recruiting classes and producing teams that have stood tall against perennial powers such as LSU, Miami (Fla.), Stanford and USC. Now, as he enters his 18th year in Austin, Garrido, who was selected as both the 2002 and 2005 National Coach of the Year, looks to keep the program in contention for college baseball's ultimate prize each and every season.

Garrido is the second coach in Division I baseball history to tally 1,700 or more career victories. He is one of only two Division I coaches to ever win 500 or more games at two different schools and the only coach to ever win 600 or more games at two different schools.

He is also the first coach to lead teams from two different schools to national crowns (Cal State Fullerton & Texas), guide squads to National Championships in four different decades, and is one of only three coaches in history to win five or more NCAA titles (1979, 1984, 1995, 2002, 2005). Garrido is one of only three coaches in the modern era of NCAA football, baseball and men's or women's basketball to ever lead teams from two different schools to national crowns (Nick Saban, Rick Pitino). Additionally, Garrido has earned 14 trips to the CWS and 31 NCAA Regional Championship appearances, including 13 at Texas, while garnering National Coach of the Year honors six times (1975, 1979, 1984, 1995, 2002, 2005), regional coach of the year accolades on seven occasions (1975, 1979, 1984, 1995, 2002, 2004, 2005) and conference coach of the year distinctions eight times (1987, 1995, 2002, 2004, 2006, 2007, 2010, 2011) after leading his clubs to 25 league crowns.

His overall record after 45 years of college coaching, including a 723-347-2 (.675) mark with UT over the last 17 seasons, currently

stands at 1,874-871-9 (.682), which translates into an average of over 41 victories per season.

The Vallejo, Calif., native is just the 13th coach in UT's 120-year baseball history, and, with the exception of the war years of 1943-45 when Blair Cherry was at the helm, is only the fourth Texas head coach since 1911.

Garrido is now just 19 wins away from tying Gordon Gillespie (1,893) for the most wins by any college baseball coach at any level.

Despite his numerous accolades and honors, Garrido has not reached the peak of collegiate baseball with a "win at all costs" attitude. Instead, he has taken a slightly different approach to coaching the game of baseball.

Contrary to the myth that baseball is a game of strictly bats and balls, Garrido firmly believes that it is a thinking man's game. It is his claim that no corked bat or tainted ball has ever been as potent a weapon on the field of play as the mind of a knowledgeable ballplayer.

"I want my players to be aware of what is most valuable to them," Garrido said. "Is it a bat, a ball, a glove or the ability to use those things? Is that it? No. It's the players' minds and their ability to use them. That's what makes the use of a bat, a ball and a glove brilliant. It's my job to help players find balance in their lives. I want to help them help themselves become what they want to be through the fundamentals of baseball. Baseball is nothing more than another classroom in the educational process. Really, baseball is a metaphor for life."

As a result of his unique coaching style, Garrido has been ranked as one of the top three baseball teachers in the nation by Major League Baseball Directors of Player Development. To deserve that distinction, Garrido has coached three Golden Spikes Award winners, four National Players of the Year, six College World Series MVPs, 52 All-Americans, 14 All-League MVPs and 119 professional players over his career. He has also had 15 of his players selected in the first round of the Major League Baseball Draft, including Longhorns Beau Hale (No. 14) in 2000, Omar Quintanilla (No. 33) in 2003, both J.P. Howell (No. 31) and 2005 American League Rookie of the Year Huston Street (No. 40) in 2004, the duo of Drew Stubbs (No. 8) and Kyle McCulloch (No. 29) in 2006, Chance Ruffin (No. 48) in 2010, Taylor Jungmann (No. 12) in 2011 and Corey Knebel (No. 39) in 2013. In addition, during his 17 years at UT, Garrido has tutored the skills of 26 players who have earned All-America honors a total of 33 times, 23 Freshman All-Americans, including a school-record four in 2006, 149 All-Conference performers, 11 USA Baseball National Team members and 92 players who have gone on to play in professional baseball.

Graduating from Fresno State in 1961, Garrido played three seasons for the Bulldogs and earned all-conference recognition while also taking part in the 1959 College World Series. To salute his efforts at the school, Garrido, who remains, along with his UT predecessor Cliff Gustafson, as one of only 11 men ever to both play and coach in the CWS, was inducted into the Fresno State Hall of Fame in 1993 and was named the recipient of the school's Top Dog Award in 2002 as its Alumnus of the Year in athletics.

Upon graduating, Garrido signed a professional contract with the Cleveland Indians and played six years in their minor league system before retiring in 1966 to accept a coaching position at Sierra High School in Tollhouse, Calif.

Three years later, Garrido's collegiate coaching career would begin as he accepted the head job at San Francisco State in 1969. The Gators went on to post a 25-14 mark in his very first collegiate season of coaching.



The new college head coach would then spend his next three seasons at Cal Poly in San Luis Obispo (1970-72) and tally an 86-62-1\* overall record.

After his stint with the Mustangs, Garrido took the reigns of the Cal State Fullerton program in 1973, and not only embarked on the first of two highly-successful campaigns with the Titans, but also forever left his mark on the college game. Under his guidance in 1975, Cal State Fullerton celebrated their first season of Division I play by reaching the playoffs and advancing to the CWS. The Titans then won their first of four national titles four years later in 1979, in only their second CWS appearance. Their second NCAA crown followed in 1984 as Garrido's Titans defeated defending national champion Texas by a score of 3-1. During his first tour of duty at Fullerton, he recorded 665-292-6 (.694) mark over 15 seasons.

For the 1988 season, Garrido headed north to Illinois, where, in three years, he led the Fighting Illini to two Big 10 titles, including the school's first in 26 seasons. Before departing Champaign, Garrido compiled a record of 111-57 (.661) and twice led the Fighting Illini to the NCAA Tournament.

With the conclusion of Illinois' 1990 campaign, Garrido returned to Fullerton, where, in six years, he guided the Titans to a 264-99 (.727) record and was named the Big West Conference Coach of the Year for the second time in his career (1987 & 1995). During that run, his 1995 Titans club won their final 18 games of the season en route to posting a 57-9 record and capturing Fullerton's third national title. Over his 21-year tenure at Fullerton, Garrido produced a remarkable record of 929-391-6 (.703), while netting seven CWS appearances, one runner-up finish and three national crowns.

Garrido's name is also held in high regard when people speak of his accomplishments in the College World Series. He is currently tied for second with five National Championships (trailing only Rod Dedeaux's 10 at USC), ranks fourth and sixth, respectively, in victories (38) and winning percentage (.655; 38-20), as well as fifth in both series games (58) and appearances (14) among all-time coaches. He is also one of only eight men in history to coach two or more different teams in the CWS and is only the third Longhorns head coach (Bibb Falk & Cliff Gustafson) in the 119 completed years of Texas baseball to lead the Horns to Omaha. He was one of three coaches named to the College World Series Legends Team in 2010.

Along with his collegiate baseball coaching career, Garrido, who was selected for induction into both the Texas Sports and Titan Athletics Halls of Fame in 2005, has also served as an assistant coach on Team USA in 1990, took his 1979 National Champion Fullerton team to Taiwan on a Goodwill Tour and has managed in the Alaska Summer League. In the fall of 2008, Garrido was inducted into the Longhorn Hall of Honor, and in the summer of 2013 he was inducted into the Omaha College Baseball Hall of Fame.

## GARRIDO'S STATISTICS

**Overall Record:** .....1,874-871-9 (45 years)

### Coaching Highlights:

National Titles (5).....1979, 1984, 1995, 2002, 2005  
 Super Regional Titles (7) .....2000, 2002, 2003, 2004, 2005, 2009, 2011  
 Regional Titles (14).....1975, 1979, 1982, 1984, 1992, 1994,  
 .....1995, 2000, 2002, 2003, 2004, 2005,  
 .....2009, 2010  
 Conference Titles (25).....1974-85, 1987, 1989, 1990-91,  
 .....1994-95, 2002, 2004, 2006-07,  
 .....2009-11  
 Conference Tourn. Titles (4) .....2002, 2003, 2008, 2009  
 National Coach of the Year (6).....1975, 1979, 1984, 1995, 2002, 2005  
 Regional Coach of the Year (7).....1975, 1979, 1984, 1995, 2002, 2004, 2005  
 Conference Coach of the Year (8).1987-co, 1995, 2002, 2004, 2006,  
 .....2007-co, 2009, 2011-co  
 Assistant Coach Team USA .....1990

**Professional Players:**.....119 (92 UT, 23 CSF, 4 UI)

**First-Round Draft Picks:**.....15

Year	Player	Drafted by	School
1979	Tim Wallach, 1B	Montreal Expos	Cal State Fullerton
1984	Bob Caffrey, C	Montreal Expos	Cal State Fullerton
1987	Mike Harkey, RHP	Chicago Cubs	Cal State Fullerton
1988	John Ericks, RHP	St. Louis Cardinals	Illinois
1992	Phil Nevin, 3B	Houston Astros	Cal State Fullerton
1994	Dante Powell, OF	San Francisco Giants	Cal State Fullerton
1996	Mark Kotsay, OF/LHP	Florida Marlins	Cal State Fullerton
2000	Beau Hale, RHP	Baltimore Orioles	Texas
2003	Omar Quintanilla, IF	Oakland Athletics	Texas
2004	J.P. Howell, LHP	Kansas City Royals	Texas
2004	Huston Street, RHP	Oakland Athletics	Texas
2006	Drew Stubbs, OF	Cincinnati Reds	Texas
2006	Kyle McCulloch, RHP	Chicago White Sox	Texas
2011	Taylor Jungmann, RHP	Milwaukee Brewers	Texas
2013	Corey Knebel, RHP	Detroit Tigers	Texas

**All-Americans:** .....52 receiving 65 honors  
 (26/33 UT, 25/31 CSF, 1/1 UI)

**Freshman All-Americans:** .....28 (23 UT, 3 CSF, 2 UI)

**All-Conference Players:** .....164 receiving 249 honors  
 (90/149 UT, 66/91 CSF, 8/9 UI)

**Golden Spikes Award Winners:** 3

Year	Player	School
1979	Tim Wallach, 1B	Cal State Fullerton
1992	Phil Nevin, 3B	Cal State Fullerton
1995	Mark Kotsay, OF/LHP	Cal State Fullerton

**National Players of the Year:** 4

Year	Player	Media Outlet	School
1979	Tim Wallach, 1B	<i>The Sporting News</i>	Cal State Fullerton
1992	Phil Nevin, 3B	<i>Baseball America</i>	Cal State Fullerton
1995	Mark Kotsay, OF/LHP	Smith Award, <i>Collegiate Baseball</i>	Cal State Fullerton
2011	Taylor Jungmann, RHP	Dick Howser	Texas

**College World Series MVPs:** 6

Year	Player	School
1979	Tony Hugson, RHP	Cal State Fullerton
1984	John Fishel, OF	Cal State Fullerton
1992	Phil Nevin, 3B	Cal State Fullerton
1995	Mark Kotsay, OF/LHP	Cal State Fullerton
2002	Huston Street, RHP	Texas
2005	David Maroul, 3B	Texas

**Playing Career:** Cleveland Indians System (1961-1966)  
 Fresno State University (1959-61)




# TEXAS BASEBALL



## GARRIDO'S MILESTONE VICTORIES

Victory	Date	School	Opponent
50th	Feb. 27, 1971	Cal Poly 3	Redlands 2
100th	April, 1, 1972	Cal Poly 6	UC Riverside 2
500th	Feb. 18, 1982	Cal St. Fullerton 3	Arizona 2
1,000th	May 2, 1993	Cal St. Fullerton 11	Arizona 9
1,272nd*	April 7, 2000	Texas 9	California 6
1,333rd°	Feb. 2, 2002	Texas 10	Loyola Marymount 1
1,427th^	June 8, 2003	Texas 8	Florida State 3
1,428th#	June 9, 2003	Texas 6	Florida State 5
1,500th	Feb. 27, 2005	Texas 8	Youngstown State 2
1,600th	Mar. 16, 2007	Texas 3	Baylor 2
1,651st%	Apr. 4, 2008	Texas 5	Texas State 3
1,700th	May 2, 2009	Texas 19	Baylor 11
1,800th	April 29, 2011	Texas 5	Oklahoma 0

\*passed Ron Fraser, °passed Rod Dedeaux, ^tied Cliff Gustafson, #passed Cliff Gustafson, % 500th win at Texas



## GARRIDO'S COACHING RECORD

Year	School	Record	Pct.	Titles/Championships
1969	San Francisco State	25-14	.641	
1970	Cal Poly	16-33	.327	
1971	Cal Poly	39-11-1	.775	
1972	Cal Poly	31-18*	.633	
1973	Cal State Fullerton	19-33-1	.368	
1974	Cal State Fullerton	37-17	.685	CCAA
1975	Cal State Fullerton	36-16-1	.689	PCAA & Regional
1976	Cal State Fullerton	46-15	.762	PCAA
1977	Cal State Fullerton	44-14	.759	SCBA (Co-Champions)
1978	Cal State Fullerton	44-13	.772	SCBA
1979	Cal State Fullerton	60-14-1	.807	SCBA, Regional & NCAA
1980	Cal State Fullerton	49-18-1	.724	SCBA
1981	Cal State Fullerton	47-18	.723	SCBA
1982	Cal State Fullerton	51-23	.689	SCBA & Regional
1983	Cal State Fullerton	50-21-1	.701	SCBA (Co-Champions)
1984	Cal State Fullerton	66-20	.767	SCBA, Regional & NCAA
1985	Cal State Fullerton	36-32-1	.529	PCAA South
1986	Cal State Fullerton	36-21	.632	
1987	Cal State Fullerton	44-17	.721	PCAA
1988	Illinois	26-20	.565	
1989	Illinois	42-16	.724	Big Ten
1990	Illinois	43-21	.672	Big Ten
1991	Cal State Fullerton	34-22	.607	Big West (Co-Champions)
1992	Cal State Fullerton	46-17	.730	Regional
1993	Cal State Fullerton	35-19	.648	
1994	Cal State Fullerton	47-16	.746	Big West (Tri-Champions) & Regional
1995	Cal State Fullerton	57-9	.864	Big West, Regional & NCAA
1996	Cal State Fullerton	45-16	.738	
1997	Texas	29-22	.569	
1998	Texas	23-32-1	.420	
1999	Texas	36-26	.581	
2000	Texas	46-21	.687	Regional & Super Regional
2001	Texas	36-26	.581	
2002	Texas	57-15	.792	Big 12, Big 12 Tournament, Regional, Super Regional & NCAA
2003	Texas	50-20	.714	Big 12 Tournament, Regional & Super Regional
2004	Texas	58-15	.795	Big 12, Regional & Super Regional
2005	Texas	56-16	.778	Regional, Super Regional & NCAA
2006	Texas	41-21	.661	Big 12
2007	Texas	46-17	.730	Big 12
2008	Texas	39-22	.639	Big 12 Tournament
2009	Texas	50-16-1	.754	Big 12, Big 12 Tournament, Regional & Super Regional
2010	Texas	50-13	.794	Big 12 and Regional
2011	Texas	49-19	.794	Big 12, Regional and Super Regional
2012	Texas	30-22	.577	
2013	Texas	27-24	.529	
<b>CAREER TOTAL</b>		<b>1,874-871-9</b>	<b>.682</b>	<b>45 seasons</b>
Texas:		723-347-2 (.675)		17 seasons
Cal State Fullerton:		929-391-6 (.703)		21 seasons
Illinois:		111-57 (.661)		3 seasons
Cal Poly:		86-62-1* (.581)		3 seasons
San Francisco State:		25-14 (.641)		1 season

\*Although scores listed in one source reflect a record of 30-19 for Cal Poly during the 1972 season, another source reports a 31-18 record, which is the standard used here.





# Augie Garrido's All-Time Record vs. Opponents

Opponents	CP	UI	CSF	UT	Total	Opponents	CP	UI	CSF	UT	Total
Alabama A&M				4-0	4-0	Illinois-Chicago		2-0		4-0	6-0
Arizona			41-22	4-2	45-24	Illinois State		2-0			2-0
Arizona State			10-20	7-2	17-22	Indiana		4-1			4-1
Arkansas		0-1	3-0	3-2	6-3	Indiana State		4-2			4-2
Arkansas Pine-Bluff				1-0	1-0	Iowa		8-6		4-0	12-6
Army				2-0	2-0	Iowa State			2-0	8-4	10-4
Azusa Pacific			14-3		14-3	Jacksonville			1-1		1-1
Baylor				35-28	35-28	James Madison			1-0		1-0
Biola College			4-0		4-0	Kansas				38-16	38-16
Boston College				1-0	1-0	Kansas State		1-0		38-14-1	39-14-1
Bradley		1-1			1-1	Kent State				2-1	2-1
BYU		1-0	5-4		6-4	Lamar				2-1	2-1
Brown				4-1	4-1	LaVerne College			12-1		12-1
Bucknell				1-0	1-0	Le Moyne		1-0			1-0
California	0-1		12-5	3-3	15-9	Lewis and Clark		1-1			1-1
Cal Lutheran	1-2		2-0		3-2	Long Beach State		1-2	65-21	4-3	70-26
Cal Poly Pomona	11-7		29-12		40-19	Louisiana-Lafayette				1-2	1-2
Cal Poly			9-7		9-7	Louisiana-Monroe			1-0		1-0
Cal State Dominguez Hills			15-4		15-4	Louisiana Tech			1-0		1-0
Cal State Fullerton	11-3	1-0		2-3	14-6	Loyola Marymount			46-16	4-1	50-17
Cal State Hayward	4-2				4-2	LSU			2-1	5-5	7-6
Cal State Northridge			19-14		19-14	Maine		2-0	2-1		4-1
Cal State Los Angeles	0-1		27-12		27-13	Maryland				3-1	3-1
Central Arkansas				1-0	1-0	McNeese State			1-0	2-2	3-2
Central Connecticut St.				1-0	1-0	Memphis	0-1	1-0		1-1	
Central Florida		1-0			1-0	Miami (Fla.)			6-5	6-5	12-10
Central Michigan		1-0			1-0	Miami (Ohio)				4-1	4-1
Chapman College	4-5		25-15		29-20	Michigan		5-3	1-0		6-3
Chico State			1-0		1-0	Michigan State		5-3			5-3
Concordia				2-0	2-0	Middle Tennessee State		3-0			3-0
Connecticut			1-0		1-0	Minnesota		8-5	0-1	2-1	10-7
Creighton				1-0	1-0	Mississippi				2-1	2-1
Dallas Baptist				9-1	9-1	Mississippi State		0-1	0-1		0-2
Delaware			1-0		1-0	Missouri		1-1		32-25	33-26
Duke				2-1	2-1	Murray State		2-0			2-0
Eastern Illinois		7-0			7-0	Nebraska			1-0	27-24	28-24
Eastern Michigan			5-0	3-0	8-0	Nevada			10-4		10-4
Florida				2-1	2-1	New Mexico			7-2	1-2	8-4
Florida Atlantic		1-0			1-0	New Mexico State			12-3		12-3
Florida International		1-0			1-0	New Orleans		1-2			1-2
Florida State		0-1	8-2	2-1	10-4	North Carolina				0-1	0-1
Fresno State	5-8		28-20		33-28	North Carolina State				0-3	0-3
Georgia				2-0	2-0	Northern Colorado			1-0		1-0
Georgia Tech			1-3		1-3	Northwestern		8-4			8-4
Gonzaga			5-3		5-3	Northwestern State			1-0	1-0	2-0
Grand Canyon			5-0		5-0	Notre Dame			1-0		1-0
Hartford			1-0		1-0	Occidental College			2-0		2-0
Hawaii			2-3	5-1	7-4	Ohio State		6-3	3-0	1-0	10-3
Hawaii-Hilo			3-0		3-0	Oklahoma		2-0	3-2	41-15	46-17
Houston		1-0	1-0	13-9	15-9	Oklahoma City			1-0		1-0
Houston Baptist				2-0	2-0	Oklahoma State			2-2	35-22	37-24
Illinois			3-0		3-0	Oral Roberts				15-1	15-1



# TEXAS BASEBALL



## Augie Garrido's All-Time Record vs. Opponents

Opponents	CP	UI	CSF	UT	Total	Opponents	CP	UI	CSF	UT	Total	
Oregon State			2-0		2-0	Texas Tech				29-23	29-23	
Pace		1-0			1-0	Tulane		1-0	2-0	2-1	5-1	
Pacific			32-2		32-2	UC Irvine			0-1	44-12	0-2	44-15
Penn State				6-0	6-0	UC Riverside	11-4			17-5-1		28-9-1
Pennsylvania		0-1			0-1	UC San Diego				5-1		5-1
Pepperdine			32-25		32-25	UC Santa Barbara	2-4			47-17	3-0	52-21
Point Loma College			6-0		6-0	UCLA	0-2	0-1	27-14-2	0-1	27-18-2	
Portland			2-0		2-0	UNLV			0-3	39-11	4-2	43-16
Portland State	1-0		1-0		2-0	US International			1-0	11-3		12-3
Prairie View A&M				4-0	4-0	Utah		2-0	1-0			3-0
Princeton				1-0	1-0	UT Arlington					14-7	14-7
Purdue		6-6		3-0	9-6	UT Pan American					24-0	24-0
Quinnipiac				1-0	1-0	UT San Antonio					18-5	17-5
Redlands	3-0		2-0		5-0	UW Milwaukee					3-0	3-0
Rice			5-2	20-14	25-16	VCU					3-0	3-0
Rider				1-0	1-0	Vanderbilt					2-0	2-0
Rutgers		1-0			1-0	Villanova					3-0	3-0
Sacramento State			0-1	2-1	2-2	Wake Forest					1-0	1-0
Sam Houston State				18-3	18-3	Washington				2-0		2-0
San Diego			35-6-1	7-5	42-11-1	Washington State				2-4	2-1	4-5
San Diego State	2-1		22-8	6-0	30-9	West Virginia					1-2	1-2
San Fernando Valley St.		7-12			7-12	Western Illinois				3-0		3-0
San Francisco State	7-0				7-0	Western Kentucky				3-0		3-0
San Jose State	0-1		24-9		24-10	Westmont	2-1					2-1
Santa Clara	1-2		1-0		2-2	Whittier College				9-2		9-2
Seton Hall			1-0		1-0	Wichita State				3-6		3-6
Sonoma State	5-1		1-0		6-1	Winthrop					1-0	1-0
South Carolina				1-0	1-0	Wisconsin				6-6		6-6
Southern			0-1		0-1	Wyoming				1-0		1-0
Southern California	0-2		24-16-1	5-1	29-19-1	Youngstown State					4-0	4-0
Southern Cal College			15-1		15-1							
Southern Illinois				1-0	1-0							
Southern Mississippi				1-0	1-0							
Southern Utah			5-0		5-0							
Stanford	0-2		19-16	24-28-1	43-46-1							
Stanislaus State	3-1				3-1							
Stetson	1-0		1-0		2-0							
Stephen F. Austin				1-0	1-0							
St. Francis		1-0			1-0							
St. John's				1-1	1-1							
St. Louis		2-0			2-0							
St. Mary's (Calif.)	4-1-1		7-2-1		11-3-2							
St. Mary's (Texas)				0-1	0-1							
Tarleton State				1-0	1-0							
TCU			4-0	15-10	19-10							
Tennessee			2-0	0-2	2-2							
Texas		2-1	12-15		14-16							
Texas A&M			0-2	38-19	38-21							
Texas A&M-Corpus Christi				16-2	16-2							
Texas Lutheran				0-1	0-1							
Texas Southern				8-0	8-0							
Texas State				29-8	29-8							

CP = Cal Poly  
 UI = Illinois  
 CSF = Cal State Fullerton  
 UT = Texas



# TEXAS BASEBALL



## Augie Garrido's Postseason Record vs. Opponents

<u>Team</u>	<u>Conf. Tourn.</u>	<u>NCAA Regional</u>	<u>NCAA Super Regional</u>	<u>College World Series</u>	<u>Team</u>	<u>Conf. Tourn.</u>	<u>NCAA Regional</u>	<u>NCAA Super Regional</u>	<u>College World Series</u>
Arizona		0-1		1-0	Oklahoma	4-1			0-1
Arizona State		4-5	2-1	3-1	Oklahoma State	4-2	1-1		1-0
Arkansas		2-2		3-0	Oral Roberts		2-0		
Army		2-0			Pennsylvania		0-1		
Baylor	3-4	2-0		2-0	Penn State			2-0	
Boston College		1-0			Pepperdine		3-1		1-1
Brigham Young		1-0			Portland		1-0		
Brown		1-0			Portland State		1-0		
Bucknell		1-0			Princeton		1-0		
Cal St. Fullerton				0-2	Quinnipiac		1-0		
Cal St. Los Angeles	0-1				Rice		4-2		1-2
Central Connecticut St.		1-0			Rider		1-0		
Central Michigan		1-0			Sacramento State		0-1		
Connecticut				1-0	St. John's		1-1		
Creighton		1-0			Sam Houston State		1-0		
Delaware		1-0			San Diego State		2-1		
Florida				2-1	Santa Clara		1-0		
Florida State		0-1	2-0	3-1	South Carolina				1-0
Fresno State	0-2	5-1			Southern		0-1		
Georgia				2-0	Southern Mississippi				1-0
Georgia Tech				0-2	Stanford		1-3		3-0
Gonzaga		0-2			Tennessee				2-0
Houston		1-1	2-1		Texas				1-1
Iowa	1-0				Texas A&M	5-5			
James Madison		1-0			TCU		1-0	3-3	
Kansas	2-1				Texas State		2-0		
Kansas State	3-0				Texas Tech	3-2			
Kent State		2-1			Tulane		2-0		1-0
Lamar		2-1			UC Irvine		0-3		
Le Moyne		1-0			UC Santa Barbara	0-1			
Long Beach State	2-1	1-0			UCLA		2-1		
Louisiana		1-1			UNLV	1-1			
Louisiana Monroe		1-0			USC		2-3		1-0
LSU		1-1		2-3	UT Arlington		1-0		
Louisiana Tech		1-0			Vanderbilt			2-0	
Maine		1-0		0-1	Wake Forest		1-0		
McNeese State		1-0			Washington State		1-3		
Memphis		1-0			Wichita State		0-1		0-1
Miami (Fla.)				5-1	Youngstown State		1-0		
Miami (Ohio)		2-0							
Michigan				1-0	<b>TOTALS:</b>				
Minnesota	1-0				<b>Conference Tournament/Playoffs</b>			36-29 (.554)	
Mississippi			2-1		<b>NCAA Regional</b>			78-42 (.650)	
Mississippi State		0-1		0-1	<b>NCAA Super Regional</b>			15-6 (.714)	
Missouri	2-6				<b>College World Series</b>			38-20 (.655)	
Nebraska	3-2				<b>Overall Postseason Record</b>			167-97 (.633)	
Nevada	1-0								
North Carolina				0-1					
North Carolina State		0-1							
Northern Colorado		1-0							
Northwestern State		1-0							
Ohio State	1-0	2-0							



## Assistant Coach Skip Johnson



**8th season at Texas**

**Date of Birth** \_\_\_\_\_ **Feb. 17, 1967**  
**Hometown** \_\_\_\_\_ **Denton, Texas**  
**High School** \_\_\_\_\_ **Denton**  
**Junior College** \_\_\_\_\_ **Ranger College, 1988**  
**College (bachelor's)** **UT Pan American, 1990**  
\_\_\_\_\_ **(master's) UT Tyler, 1993**  
**Family** **Wife: Cathy, sons: Tyler and Garrett**

When head coach Augie Garrido went looking for a pitching coach following the 2006 campaign, the answer to his search was Skip Johnson, who is regarded as the best teacher of pitching skills by the most knowledgeable baseball people in Texas. Johnson enters his eighth season as an assistant coach at UT having developed the Longhorns into one of the most consistent pitching staffs in the nation.

In Johnson's seven seasons mentoring UT pitchers, the Longhorns have finished the year ranked in the top-10 nationally in ERA five times, leading the Big 12 in each of those instances. From 2009 to 2011, Texas finished second, first, and second, respectively, nationally in ERA.

In the last five years, Texas has maintained a staff ERA under 3.00 four times, finishing with a 2.95 in 2009, 2.45 in 2010, 2.35 in 2011 and 2.63 in 2013, leading the Big 12 each of those years. The Longhorns also led the league in opponent batting average those four seasons, holding opposing teams to a .227 average in '09, .219 in '10, .198 in '11 and .226 in '13.

Johnson has coached 12 Longhorns that have earned a total of 19 All-Big 12 selections, including 10 to the first team. Seven of Johnson's players have earned a total of nine All-America honors, with five to the first team. In 2010, UT had three first team All-Americans in Cole Green, Taylor Jungmann and Chance Ruffin, and a second team All-American in Brandon Workman. A year later, Jungmann repeated as a first-team choice, while Corey Knebel joined him.

Those pitchers' success hasn't ended at UT. Since 2007, the Longhorns have seen 22 pitchers selected in the MLB Draft, including three first-round selections and seven in the first five rounds. Workman, one of Johnson's pupils, recently helped the Boston Red Sox capture the World Series Championship in his rookie season.

Johnson had an outstanding first season as the Longhorns' pitching coach, mentoring the staff to a 3.46 earned run average, the best mark in the Big 12 Conference and ninth in the nation. He also tutored Adrian Alaniz to Big 12 Pitcher of the Year accolades and coached three All-Big 12 pitchers including Alaniz, Randy Boone and James Russell.

In his second season, he continued to produce outstanding pitchers as Ruffin, then a freshman, earned All-America honors, as well as being named Big 12 Conference Rookie of the Year. Kenn Kasperek, Kyle Walker and Casey Whitmer were all drafted and had outstanding professional debuts.

In 2009, Johnson guided one of the top pitching staffs in the country. The Longhorns led the nation allowing the fewest hits per nine innings (7.52) and ranked second with a 2.95 ERA. He mentored third-team All-American and fifth-round draft choice Austin Wood, one of the nation's top closers, along with Freshman All-Americans

Jungmann and Austin Dicharry and All-Big 12 first-teamer Ruffin. That season, the Longhorns hosted and won the Austin Regional and Super Regional, advancing to the College World Series where they finished runner-up to LSU.

In 2010, the Longhorns led the nation with a 2.45 ERA and won a Regional for the second straight year. A year later, Johnson tutored Jungmann and Knebel to first team All-America honors as Texas returned to the College World Series.

The 2012 season brought another Big 12 Freshman Pitcher of the Year to the Longhorns as Johnson guided Parker French to the award.

Last season, Texas had a Big-12 best 2.63 ERA, a mark which ranked seventh nationally, with Dillon Peters picking up second team All-Big 12 honors.

Johnson came to UT after serving a 13-year stint as head coach at Navarro College in Corsicana, Texas.

Beginning his coaching career in 1993 as an assistant coach at Navarro, Johnson quickly moved up the ranks by assuming the reigns of the Bulldogs' baseball program one year later. He compiled 450 wins at Navarro and led the Bulldogs to 13 National Junior College Athletic Association Regional Tournaments.

During Johnson's stellar coaching career at Navarro, he led the Bulldogs to nine Texas Eastern Athletic Conference titles and four regional tournament titles.

In his final season at Navarro, the team won the TEAC title with an overall record of 38-15 and boasted a team ERA of 3.09. Navarro had 12 players total and eight pitchers selected in the Major League Baseball First-Year Player draft in Johnson's final three years as head coach.

While at Navarro, Johnson mentored former Texas players Sam Anderson, Chris Houser, D.J. Jones, Joseph Krebs, Jesse Merle, Pat McCrory, Mike Pumo, Ryan Russ, James Russell, Josh Smith, Eric Tomlinson and Clay Van Hook.

He has also mentored a number of players outside of those he coached at Navarro and UT. Two-time Cy Young Award winner Clayton Kershaw of the Los Angeles Dodgers has credited Johnson for making mechanical adjustments in his delivery that helped add speed to his fastball. Johnson has also worked with major leaguers Homer Bailey of the Cincinnati Reds and Chris Davis of the Baltimore Orioles.

A standout baseball player at Denton High School, Johnson began his collegiate playing career at Ranger (Texas) College. After a two-year career at Ranger, Johnson moved on to play baseball at the University of North Texas in 1988, where he played one year for the Mean Green before the school dropped its baseball program. He completed his collegiate playing career at UT-Pan American, lettering for the Broncs in 1989 and receiving his bachelor's degree in 1990. Johnson earned a master's degree in education from UT-Tyler in 1993.

A native of Denton, Texas, Johnson and his wife, Cathy, have two sons, Tyler and Garrett.

### THE JOHNSON FILE

#### COACHING CAREER

Assistant Coach, University of Texas (2007- )  
Head Coach, Navarro College (1994-2006)  
Assistant Coach, Navarro College (1993)

#### PLAYING CAREER

UT Pan American (1989)  
University of North Texas (1988)  
Ranger College (1986-87)



# Assistant Coach Tommy Nicholson



### 4th season at Texas

**Date of Birth** \_\_\_\_\_ **August 23, 1979**  
**Hometown** \_\_\_\_\_ **Anaheim, Calif.**  
**High School** \_\_\_\_\_ **Esperanza**  
**College** \_\_\_\_\_ **University of Texas, 2006**

Nicholson is in his second season as assistant coach and recruiting coordinator at The University of Texas.

The UT grad is in his second stint as a member of the coaching staff, having served as volunteer assistant during the 2009 and 2010 seasons after a standout playing career with the Longhorns from 1998-2000.

Since returning to Austin, Nicholson has made an immediate impact. His first recruiting haul at Texas – the class of 2013 – was ranked No. 2 nationally by Baseball America. Nicholson, an All-Big 12 second baseman with UT in 2000, now coaches the infielders and helped the Longhorns finish first in the Big 12 with a .975 fielding percentage last season.

Under Nicholson’s tutelage, C.J Hinojosa was named to the Big 12 All-Freshman Team after ranking second on the team with a .309 batting average. Hinojosa showed steady improvement defensively, committing just one error in the final 18 games and none in the last 11.

Before returning to UT, Nicholson spent the previous two seasons (2011-12) as an assistant coach at Sacramento State, serving as the team’s infield and hitting coach. In 2012, the Hornets batted .298 as a team with 30 home runs. Nicholson helped outfielder Rhys Hoskins earn freshman All-America honors that season, as Hoskins hit .353 with 10 home runs, 44 runs scored and 53 RBI.

After compiling a 19-39 mark in 2011, Sacramento State improved its win total by 12 and registered a 31-28 record in 2012. Under Nicholson’s direction, the Hornets finished the 2012 season with a school single-season record .979 fielding percentage, committing just 47 errors in 59 games. The 2011 squad finished with a .969 fielding mark, the third-best in school history.

Prior to his stint at Sacramento State, Nicholson spent two seasons (2009-10) as a volunteer assistant coach at Texas where he worked

with the infielders while serving as the first base coach. The Longhorns posted a 50-16-1 mark and finished as runner-up at the College World Series in 2009, before registering a 50-13 record and advancing to NCAA Super Regional play in 2010. The Longhorns batted .286 in 2010 with 87 stolen bases, while the 2009 squad batted .288 as a team with 74 stolen bases. In 2009, Texas ranked eighth nationally with a .976 fielding percentage and a year later, the Longhorns led the nation with a .980 clip.

Before entering coaching, Nicholson played six years of professional baseball. He was selected in the 11th round of the 2000 Major League Baseball draft by the Chicago White Sox. He reached the AAA level during his career from 2000-05 with Chicago and the Colorado Rockies.

For his collegiate playing career, he missed only three starts as a second baseman during his three seasons (1998-2000) at Texas. Nicholson compiled a .327 career average at UT with 147 runs scored, 223 hits, 37 doubles, four triples, nine home runs, 114 RBI and 20 stolen bases. He was named the team’s most valuable player in 1999 and 2000.

Nicholson was an integral part of UT’s College World Series squad as a junior in 2000. He hit a team-best .500 (4-for-8) during CWS play in Omaha and was named to the NCAA Tempe Regional All-Tournament Team and ranked as the top fielding (.974) and hitting (.367) second baseman in the Big 12 Conference. Nicholson earned All-Big 12 first team honors after batting .367 with 60 runs scored, 99 hits, 18 doubles, two triples, three home runs, 43 RBI and 12 stolen bases.

In 1999, Nicholson hit .315 with 55 runs, 73 hits, 14 doubles, one triple, three home runs, 42 RBI and seven stolen bases while earning All-Big 12 honorable mention recognition. As a freshman in 1998, he batted .282 with 32 runs, 51 hits, five doubles, one triple, three home runs and 29 RBI.

Nicholson earned his bachelor’s degree from UT in 2006 and was married to his wife, Marin, in 2013.

## THE NICHOLSON FILE

### COACHING CAREER

Assistant Coach, University of Texas (2013- )  
Assistant Coach, Sacramento State (2011-12)  
Volunteer Assistant Coach, University of Texas (2009-10)

### PLAYING CAREER

Colorado Rockies organization (2005)  
Chicago White Sox organization (2000-05); 2000 Draft - 11th Round  
University of Texas (1998-2000)



# Volunteer Assistant Coach Ryan Russ

# Director of Operations Drew Bishop



3rd season at Texas

Date of Birth \_\_\_\_\_ March 7, 1981  
Hometown \_\_\_\_\_ Comfort, Texas  
High School \_\_\_\_\_ Kerrville Tivy  
College \_\_\_\_\_ Navarro College/Texas



6th season at Texas

Date of Birth \_\_\_\_\_ September 14, 1985  
Hometown \_\_\_\_\_ Dallas, Texas  
High School \_\_\_\_\_ Rockwall  
College \_\_\_\_\_ Texas

Russ begins his third season as the volunteer assistant coach for the Longhorns.

Russ, who coaches the outfielders and helps coach the hitters, was a two-year letterwinner for the Longhorns from 2003-04 after playing for current UT assistant coach Skip Johnson at Navarro College in 2001-02. He played on UT's 2003 and 2004 NCAA College World Series teams.

As a senior in 2004, Russ was third on the team in hitting with a .302 average (39-for-129) with 38 starts in 45 games. He recorded seven doubles, four triples, two home runs, 25 RBIs and six stolen bases while only recording one error in 55 chances (.982) while earning All-Big 12 honorable mention recognition. He appeared in 15 games during his 2003 junior season, making five starts and driving in two runs.

Russ played three seasons in the Los Angeles Dodgers organization before coming back to school at Texas in 2009. He received his bachelor's degree in 2010.

Russ and his wife, Tracey, have a son, Braylan.

Bishop is in his sixth season on the Longhorns' staff as the Director of Baseball Operations after finishing his playing career for UT in 2008.

He directs the team's day-to-day operations, including team travel, overseeing camps and on-campus recruiting visits, along with helping organize the yearly Alumni Weekend, planning the budget, and scheduling.

The Dallas native played four seasons for head coach Augie Garrido after a standout career at Rockwall High School. During his playing time with the Longhorns, Texas went 182-76 (.705) including winning the 2005 College World Series.

Bishop earned the Longhorn Academic Spirit Award in 2006 and 2007, the UT Teammate of the Year Award in 2007 and 2008, and the Student Services Most Inspired Performance Award in 2008. He was also a member of the 2008 Academic All-Big 12 first team.

Bishop earned his degree in sport management in 2008.



# Baseball Support Staff



**Vince Alcazar**  
Assistant Equipment  
Manager



**Jeremy Armstrong**  
Director of Events



**Miguel Avila**  
Student Manager



**Amy Culp**  
Sports Dietitian



**Ryan Ford**  
Strength Assistant



**Charlie Forsythe**  
Sports Science Intern



**Judd Messer**  
Special Assistant



**Ryan Monsevalles**  
Student Video



**Abigail Morgan**  
Student Athletic Trainer




**Lance Prescott**  
Assistant Ticket  
Manager



**Randa Ryan**  
Senior Associate AD  
for Student Services



**Casey Seaton**  
Field Manager



**David Seaton**  
Stadium Manager




**Lance Sewell**  
Assistant Strength  
Coach



**Ryan Sullivan**  
Student Manager



**Heather Vacek**  
Administrative  
Assistant



**Hunter Wade**  
Student Video



**Doug Waters**  
Student Manager



**Michael West**  
Associate Athletic  
Trainer



# TEXAS BASEBALL



## 2013 Overall Statistics

Player	AVG	GP-GS	AB	R	H	2B	3B	HR	RBI	TB	SLG%	BB	HP	SO	GDP	OB%	SF	SH	SB-ATT	PO	A	E	FLD%
Mark Payton	.393	50-50	178	27	70	11	8	0	29	97	.545	28	4	23	3	.483	1	7	3-6	101	9	4	.965
C.J Hinojosa	.309	51-51	191	19	59	10	2	2	29	79	.414	18	1	26	2	.368	2	7	3-4	79	133	11	.951
Erich Weiss	.299	49-48	177	28	53	7	3	1	24	69	.390	24	6	43	6	.399	1	1	7-7	37	83	4	.968
Jacob Felts	.272	47-42	147	12	40	5	0	1	15	48	.327	10	7	21	4	.348	0	5	3-4	235	32	5	.982
Brooks Marlow	.250	47-44	160	18	40	10	2	1	11	57	.356	11	1	22	3	.302	0	6	1-1	68	138	6	.972
Weston Hall	.226	49-42	159	22	36	4	0	0	10	40	.252	17	3	43	2	.313	0	4	11-14	83	1	3	.966
-----																							
Patrick Marsh	1.000	1-0	1	0	1	0	0	0	0	1	1.000	0	0	0	0	1.000	0	0	0-0	0	0	0	.000
Jeremy Montalbano	.247	25-22	77	5	19	2	0	2	16	27	.351	4	1	18	0	.286	2	0	0-0	79	4	0	1.000
Matt Moynihan	.246	20-15	61	5	15	0	1	0	3	17	.279	3	0	8	2	.277	1	1	5-5	0	0	0	.000
Collin Shaw	.222	23-13	45	9	10	2	1	0	3	14	.311	8	1	11	0	.352	0	1	2-2	25	0	0	1.000
Ben Johnson	.220	31-27	91	12	20	6	1	3	9	37	.407	12	1	28	0	.317	0	5	3-8	20	1	1	.955
Ty Marlow	.215	18-18	65	8	14	2	0	2	14	22	.338	2	1	20	2	.239	3	2	0-0	149	14	2	.988
Alex Silver	.196	26-15	56	4	11	1	0	0	5	12	.214	12	2	13	0	.357	0	4	0-0	150	7	1	.994
Madison Carter	.194	26-22	72	6	14	2	1	0	4	18	.250	8	2	11	3	.293	0	3	2-4	60	49	5	.956
Taylor Stell	.181	32-23	83	13	15	3	0	0	5	18	.217	6	6	21	2	.281	1	4	11-12	41	0	0	1.000
Codey McElroy	.161	18-16	56	3	9	4	0	0	3	13	.232	3	1	15	0	.217	0	0	0-0	163	14	4	.978
Mark Gottsacker	.143	9-7	21	3	3	0	0	0	1	3	.143	4	1	11	0	.296	1	0	0-0	12	0	0	1.000
Landon Steinhagen	.083	10-2	12	1	1	0	0	0	1	1	.083	0	1	4	0	.154	0	0	0-0	0	0	0	.000
Cohl Walla	.000	4-2	4	1	0	0	0	0	0	0	.000	2	1	2	0	.429	0	1	0-0	6	0	0	1.000
-----																							
TOTALS	.260	51	1656	196	430	69	19	12	182	573	.346	172	40	340	29	.341	12	51	51-67	1347	5657	52	.974
OPPONENTS	.226	51	1636	163	369	65	14	7	144	483	.295	137	41	320	33	.300	12	42	24-39	1324	533	46	.976

LOB - Team (411), Opp (359). DPs turned - Team (44), Opp (35). TPs turned - Team (0), Opp (1). CI - Team (1), Felts. IBB - Team (6), Payton 3, Silver, T. Marlow, Johnson, Opp (7). Picked off - Johnson 3, Carter 2, Hinojosa 2, Montalbano.

Pitcher	ERA	W-L	APP	GS	CG	SHO	SV	IP	H	R	ER	BB	SO	2B	3B	HR	B/AVG	WP	HP	BK	SFA	SHA
Dillon Peters	1.97	6-3	14	14	1	0/3	0	86.2	71	23	19	24	57	10	2	2	.223	4	10	0	2	5
Nathan Thornhill	2.21	3-6	14	13	2	1/2	0	85.1	74	36	21	15	60	12	0	1	.234	5	8	0	1	11
Parker French	2.68	4-5	13	13	0	0/1	0	77.1	69	26	23	24	46	9	2	1	.240	5	7	0	2	8
-----																						
Ty Culbreth	0.00	0-0	6	0	0	0/0	0	2.2	0	0	0	1	3	0	0	0	.000	0	1	0	0	0
Josh Urban	1.51	1-0	16	4	0	0/3	0	35.2	24	6	6	16	21	4	0	0	.200	3	2	0	1	6
Travis Duke	1.53	4-1	27	0	0	0-4	0	35.1	27	16	6	13	25	4	0	0	.213	1	8	2	0	3
Ty Marlow	2.16	1-2	24	0	0	0/2	2	33.1	25	8	8	7	26	9	2	1	.214	0	0	1	3	2
Corey Knebel	3.38	3-4	26	0	0	0/4	9	40.0	25	15	15	18	51	8	3	1	.179	3	0	0	1	3
Chad Hollingsworth	3.72	3-1	17	5	0	0/0	0	29.0	25	13	12	11	15	4	4	0	.236	4	2	0	1	2
Cameron Cox	4.61	2-1	9	1	0	0/0	0	13.2	13	8	7	4	6	2	1	1	.236	3	0	0	0	0
Kirby Bellow	4.91	0-0	5	0	0	0/0	0	3.2	4	3	2	1	5	0	0	0	.286	0	1	0	0	1
Toller Boardman	9.95	0-1	8	1	0	0/0	0	6.1	12	10	7	3	5	3	0	0	.429	0	2	0	1	1
-----																						
TOTALS	2.53	27-24	51	51	3	8/7	11	449.0	369	163	126	137	320	65	14	7	.226	28	41	3	12	42
OPPONENTS	3.36	24-27	51	51	6	4/2	15	441.1	430	196	165	172	340	69	19	12	.260	26	40	6	12	51

PB - Team (17), Felts 10, Montalbano 7, Opp (8). Pickoffs - Team (3), Felts 2, Culbreth, Opp (8). SBA/ATT - Felts (16-27), D. Peters (7-10), Montalbano (8-9), French (2-6), T. Marlow (3-5), Thornhill (3-4), Knebel (3-4), Hollingsworth (2-3), Cox (3-3), Urban (1-2), Duke (0-1), Boardman (0-1).





# TEXAS BASEBALL



## 2013 Big 12 Statistics

Player	AVG	GP-GS	AB	R	H	2B	3B	HR	RBI	TB	SLG%	BB	HP	SO	GDP	OB%	SF	SH	SB-ATT	PO	A	E	FLD%
Mark Payton	.333	23-23	81	9	27	4	2	0	9	35	.432	14	2	9	1	.439	1	3	1-2	38	4	3	.933
Jacob Felts	.325	23-22	80	2	26	4	0	1	10	33	.413	5	3	12	3	.386	0	2	1-2	134	18	5	.968
Erich Weiss	.321	23-22	81	10	26	4	1	0	9	32	.395	8	3	22	2	.398	1	1	4-4	9	29	2	.950
C.J Hinojosa	.277	24-24	94	8	26	5	0	2	14	37	.394	8	0	14	1	.330	1	2	1-1	35	65	7	.935
Brooks Marlow	.256	24-24	86	8	22	8	0	0	4	30	.349	6	0	8	2	.304	0	2	0-0	38	77	4	.966
Weston Hall	.161	24-22	87	8	14	1	0	0	1	15	.172	6	1	27	2	.223	0	1	4-6	44	1	0	1.000
Ben Johnson	.161	17-15	56	5	9	1	0	2	5	16	.286	4	0	23	0	.217	0	3	2-4	4	1	1	.833
-----																							
Madison Carter	.241	12-9	29	5	7	2	1	0	0	11	.379	5	2	4	1	.389	0	3	0-1	29	22	3	.944
Mark Gottsacker	.214	6-5	14	2	3	0	0	0	0	3	.214	2	1	6	0	.353	0	0	0-0	8	0	0	1.000
Jeremy Montalbano	.211	13-10	38	3	8	1	0	1	4	12	.316	1	0	10	0	.231	0	0	0-0	33	1	0	1.000
Alex Silver	.154	16-11	39	2	6	0	0	0	0	6	.154	7	2	8	0	.313	0	2	0-0	103	6	1	.991
Collin Shaw	.154	11-8	26	2	4	2	0	0	2	6	.231	5	0	4	0	.290	0	1	1-1	11	0	0	1.000
Ty Marlow	.152	12-12	46	5	7	1	0	1	7	11	.239	1	0	13	1	.163	2	1	0-0	110	7	1	.992
Taylor Stell	.033	13-7	30	2	1	0	0	0	0	1	.033	0	1	8	1	.065	0	1	1-1	12	0	0	1.000
Codey McElroy	.000	3-2	7	0	0	0	0	0	0	0	.000	1	0	4	0	.125	0	0	0-0	12	0	0	1.000
Landon Steinhausen	.000	1-0	1	0	0	0	0	0	0	0	.000	0	0	1	0	.000	0	0	0-0	0	0	0	.000
Matt Moynihan	.000	2-0	1	0	0	0	0	0	0	0	.000	0	0	0	0	.000	0	0	0-0	0	0	0	.000
-----																							
TOTALS	.234	24	796	71	186	33	4	7	65	248	.312	73	15	173	14	.308	5	22	15-22	635	278	30	.968
OPPONENTS	.230	24	773	90	178	33	5	3	77	230	.298	73	21	169	14	.311	7	26	14-23	649	230	28	.969

LOB - Team (191), Opp (176). DPs turned - Team (17), Opp (15). CI - Team (1), Felts. IBB - Team (3), T. Marlow, Payton, Silver, Opp (7). Picked off - Johnson, Hinojosa, Montalbano

Pitcher	ERA	W-L	APP	GS	CG	SHO	SV	IP	H	R	ER	BB	SO	2B	3B	HR	B/AVG	WP	HP	BK	SFA	SHA	
Dillon Peters	1.63	4-2	8	8	1	0/2	0	55.1	39	12	10	17	41	7	1	0	.197	3	7	0	1	2	
Nathan Thornhill	1.98	1-5	8	8	2	1/0	0	54.2	49	24	12	10	44	9	0	1	.239	4	4	0	1	9	
Parker French	3.52	0-4	8	8	0	0/0	0	46.0	47	21	18	20	27	5	2	1	.273	3	5	0	2	7	
-----																							
Chad Hollingworth	0.00	0-0	7	0	0	0/0	0	5.2	2	1	0	2	3	1	0	0	.111	1	0	0	1	0	
Ty Culbreth	0.00	0-0	3	0	0	0/0	0	1.2	0	0	0	1	1	0	0	0	.000	0	0	0	0	0	
Cameron Cox	0.00	0-0	2	0	0	0/0	0	1.1	1	1	0	1	0	1	0	0	.167	1	0	0	0	0	
Toller Boardman	0.00	0-0	1	0	0	0/0	0	0.0	0	0	0	0	0	0	0	0	.000	0	1	0	0	0	
Josh Urban	1.74	0-0	6	0	0	0/0	0	10.1	4	2	2	5	11	1	0	0	.121	1	0	0	0	2	
Ty Marlow	3.38	0-2	9	0	0	0/0	1	13.1	15	5	5	3	19	5	2	1	.288	0	0	0	1	0	
Travis Duke	4.70	1-1	11	0	0	0/1	0	7.2	6	10	4	5	6	1	0	0	.222	0	4	0	0	3	
Corey Knebel	7.53	1-3	10	0	0	0/1	2	14.1	13	12	12	9	17	3	0	0	.245	2	0	0	1	2	
Kirby Bellow	13.50	0-0	2	0	0	0/0	0	1.1	2	2	2	0	0	0	0	0	.400	0	0	0	0	1	
-----																							
TOTALS	2.76	7-17	24	24	3	3/2	3	211.2	178	90	65	73	169	33	5	3	.230	15	21	0	7	26	
OPPONENTS	2.25	17-7	24	24	3	3/2	11	216.1	186	71	54	73	173	33	4	7	.234	6	15	2	5	22	

PB - Team (8), Felts 6, Montalbano 2. Opp (3). Pickoffs - Team (2), Culbreth, Felts. Opp (3). SBA/ATT - Felts (10/17), D. Peters (6/8), French (1/4), Thornhill (3/4), Montalbano (4/4), T. Marlow (2/4), Knebel (2/2), Urban (0/1).



# TEXAS BASEBALL



## 2013 Results

Date	Opponent		Score	Overall	Big 12	Pitcher of Record	Attend	Time
Feb. 15	Sacramento State	W	6-5	1-0	---	French (W 1-0)	5,638	3:01
Feb. 16	Sacramento State	L	3-5	1-1	---	Thornhill (L 0-1)	5,778	2:22
Feb. 17	Sacramento State	W	6-3	2-1	---	D. Peters (W 1-0)	5,667	2:14
Feb. 19	UT Arlington	W	2-1	3-1	---	Hollingsworth (W 1-0)	5,057	2:21
Feb. 22	Nebraska	W	8-2	4-1	---	French (W 2-0)	6,004	2:55
Feb. 23	Nebraska	W	4-3	5-1	---	Hollingsworth (W 2-0)	6,718	3:11
Feb. 24	Nebraska	W	2-0	6-1	---	Thornhill (W 1-1)	5,906	2:10
Feb. 26	Sam Houston State	L	3-5	6-2	---	Cox (L 0-1)	4,987	2:27
March 1	at #15 Stanford	L	0-2	6-3	---	French (L 2-1)	1,867	2:00
March 2	at #15 Stanford	L	2-7	6-4	---	D. Peters (L 1-1)	2,080	3:10
March 3	at #15 Stanford	L	1-2	6-5	---	Knebel (L 0-1)	2,280	2:02
March 5	UTPA	W	6-1	7-5	---	Hollingsworth (W 3-0)	4,910	2:37
March 8	UC Santa Barbara	W	5-1	8-5	---	French (W 3-1)	5,394	2:29
March 9	UC Santa Barbara	W	3-2	9-5	---	T. Marlow (W 1-0)	5,213	3:00
March 10	UC Santa Barbara	W	11-6	10-5	---	Cox (W 1-1)	5,491	3:33
March 12	Oral Roberts	W	4-3	11-5	---	Knebel (W 1-1)	5,843	2:53
March 15	Texas Tech *	L	0-1	11-6	0-1	T. Marlow (L 1-1)	6,550	2:24
March 16	Texas Tech *	W	2-1	12-6	1-1	Knebel (W 2-1)	6,842	2:26
March 17	Texas Tech *	L	2-4	12-7	1-2	Thornhill (L 1-2)	6,373	2:42
March 19	at Houston	L	3-4	12-8	---	Hollingsworth (L 3-1)	2,342	3:12
March 22	at Minnesota	L	1-5	12-9	---	Boardman (L 0-1)	402	2:15
March 23	at Minnesota	W	5-4 (10)	13-9	---	Knebel (W 3-1)	1,013	3:20
March 24	at Minnesota	W	6-3	14-9	---	Thornhill (W 2-2)	659	2:41
March 26	Texas State	W	5-3	15-9	---	Cox (W 2-1)	5,602	2:42
March 28	at Oklahoma State *	W	8-5	16-9	2-2	Duke (W 1-0)	1,112	2:43
March 29	at Oklahoma State *	L	3-8	16-10	2-3	D. Peters (L 1-2)	1,921	3:09
March 30	at Oklahoma State *	L	4-5	16-11	2-4	Thornhill (L 2-3)	1,877	2:37
April 5	#13 Oklahoma *	L	1-2	16-12	2-5	French (L 3-2)	6,411	2:49
April 6	#13 Oklahoma *	W	1-0	17-12	3-5	D. Peters (W 2-2)	6,902	2:18
April 7	#13 Oklahoma *	L	2-4	17-13	3-6	Knebel (L 3-2)	6,246	2:50
April 9	Texas State	W	12-5	18-13	---	Duke (W 2-0)	5,293	2:43
April 12	at Kansas *	L	6-7 (12)	18-14	3-7	T. Marlow (L 1-2)	1,069	3:39
April 13	at Kansas *	W	2-1	19-14	4-7	D. Peters (W 3-2)	1,374	2:22
April 14	at Kansas *	L	3-4	19-15	4-8	Thornhill (L 2-4)	1,189	2:41
April 16	UTPA	W	6-1	20-15	---	Urban (W 1-0)	5,187	3:17
April 19	West Virginia *	L	0-1	20-16	4-9	French (L 3-3)	5,641	2:29
April 20	West Virginia *	W	12-0	21-16	5-9	D. Peters (W 4-2)	6,747	2:34
April 21	West Virginia *	L	3-6 (10)	21-17	5-10	Knebel (L 3-3)	5,478	2:58
April 23	Houston	W	4-0	22-17	---	Duke (W 3-0)	5,266	3:03
April 26	at Baylor *	L	2-6	22-18	5-11	French (L 3-4)	3,739	2:54
April 27	at Baylor *	L	0-1	22-19	5-12	D. Peters (L 4-3)	4,295	3:04
April 28	at Baylor *	L	2-5	22-20	5-13	Thornhill (L 2-5)	3,539	2:42
April 30	Prairie View A&M	W	1-0	23-20	---	Duke (W 4-0)	5,189	2:04
May 3	Kansas State *	L	2-3	23-21	5-14	Duke (L 4-1)	5,451	2:34
May 4	Kansas State *	W	6-3	24-21	6-14	D. Peters (W 5-3)	6,064	2:52
May 5	Kansas State *	L	3-9	24-22	6-15	Thornhill (L 2-6)	5,710	2:58
May 11	Texas Southern (DH)	W	4-0 (7)	25-22	---	French (W 4-4)	5,921	1:41
	Texas Southern (DH)	W	12-0	26-22	---	D. Peters (W 6-3)	5,921	2:26
May 16	at TCU *	L	1-5	26-23	6-16	French (L 4-5)	3,879	2:33
May 17	at TCU *	L	3-9	26-24	6-17	Knebel (L 3-4)	4,212	3:40
May 18	at TCU *	W	3-0	27-24	7-17	Thornhill (W 3-6)	4,694	2:23



# Longhorns Coaching Greats

## W.J. (UNCLE BILLY) DISCH

The late William J. (Uncle Billy) Disch, who coached the Texas Longhorns for 29 years (1911-39) and served as advisory coach for a dozen more seasons, guided Texas baseball teams to 513 victories against only 180 defeats. While compiling a career .740 winning percentage, Disch coached 20 Southwest Conference championship teams.

His outstanding service to The University, as a person and a coach, has endeared him to the memory of his players and others closely connected with Longhorns athletics. Honors that have come to him include induction into the Longhorn Hall of Honor and election to both the Texas Sports Hall of Fame and the American Baseball Coaches Association Hall of Fame.

While his teams competed in an era when there were no NCAA playoffs, at least six of his teams would have been in strong contention had such a prize been awarded. Among his more famous squads were 1914 (30-5), 1919 (22-3), 1924 (29-1), 1927 (16-6), 1930 (30-8) and 1939 (18-6).

Writers referred to him as the Connie Mack of college baseball, an apt sobriquet because he resembled the famous Philadelphia owner-manager both physically and strategically.

## BIBB FALK

The Texas baseball program suffered its biggest loss of the 1989 season when Bibb Falk passed away on June 8 in Austin at the age of 90.

Falk, who upon his retirement in 1967 was named to the College Baseball Coaches Hall of Fame and has also been elected to the Longhorn Hall of Honor, won a pair of National Championships and 20 Southwest Conference (SWC) titles in 25 years at UT. He posted 478 career victories against 176 losses for a .730 winning percentage, and recorded a 278-84 (.768) mark in SWC games.

He also coached nine consecutive SWC championship teams from 1946-54. During that time, Texas won 111 conference games while losing only 19. That span included his two CWS title clubs in 1949 and 1950. Notably, Falk currently ranks among the top 15 Division I coaches all-time in CWS history for appearances (10), games (37), winning percentage (.541) and victories (20).

After graduating from UT in 1920 with three baseball letters, Falk went straight to the Chicago White Sox, where he replaced the legendary "Shoelless" Joe Jackson in left field. Falk had a .314 career batting average in the majors and once hit .352. He also drove in 99 or more runs in three consecutive years and led the American League in pinch hits over the final two years of his career with the Cleveland Indians.

## CLIFF GUSTAFSON

As Bibb Falk prepared to retire after the 1967 season, Athletic Director Darrell Royal set out to find a replacement.

When Royal placed his first (and only) call, it was to a San Antonio high school coach by the name of Cliff Gustafson. Royal called him and said "Hello, this is Darrell Royal."

Gustafson thought to himself, "Oh yeah, well this is Roy Rogers."

Soon after, Gustafson was named to replace his mentor as Texas Baseball coach. Twenty-nine years later, Coach Gus was the all-time winningest coach in the history of NCAA Division I baseball. He guided Texas to 22 Southwest Conference (SWC) titles, an NCAA-record 17 College World Series (CWS) appearances and two national titles.

Along the way he produced countless professional baseball players and by his count several lawyers, doctors and business executives. In fact, he's just as proud to have produced three orthopedic surgeons as he is of any of the many professional players who studied under him.

Gustafson played middle infield at Texas in the early 1950s and earned a varsity letter in 1952 as he posted a career .308 batting average. After a short stint in a semi-pro league, Gustafson became a junior high basketball coach at South San ISD in south San Antonio. Following the respective firing and resignation of two coaches, Gustafson found himself being moved into the high school baseball coach position in 1955.

Thirteen years later his teams had won 12 district titles and seven state crowns. He amassed a 344-85-5 record and his 1967 squad was a perfect 39-0. Adding in six consecutive wins the year before and Coach Gus completed his high school coaching career with a 45-game win streak.

While at Texas, Gustafson set a then-NCAA record with 1,427 collegiate wins, passing up Rod Dedeaux's mark of 1,332 wins (USC) in 1994. Texas also lost only 373 games under Gustafson for a .792 winning percentage, which is currently the second-highest percentage all-time. Gustafson's 1,427 wins currently rank third in Division I baseball history.

Like his two predecessors, Gustafson is in the American Baseball Coaches Association Hall of Fame and was inducted into the Longhorn Hall of Honor in 1983.

Gustafson, who was inducted into the Texas Sports Hall of Fame in 1994 and received the James Keller Sportsmanship Award on November 10, 1998, also was selected National Coach of the Year twice (1982 & 1983) and won numerous SWC Coach of the Year honors as well.

Gustafson credited his success to the foundation that coaches Billy Disch and Bibb Falk laid with their 50-plus years of dedication. In a strange twist of fate, back when Gustafson played for Texas he once saw Falk speaking with a man in a wheelchair at a game. The man was William J. Disch. At that moment, the three men who would guide Texas Baseball for more than 80 years were all on the field at the same time.



## All-Time Coaching Records

TEXAS BASEBALL HEAD COACHES														
COACH	ALL GAMES				COLLEGIATE					CONFERENCE				
	W	L	T	Pct.	W	L	T	Pct.	Nat'l Titles	W	L	T	Pct.	Titles
F. Weikart (1897)	6	5	-	.545	3	0	-	1.000	-	0	0	0	.000	-
A.C. Ellis (1898-99, 1901-03, '09)	61	31	2	.659	50	16	2	.750	-	0	0	0	.000	1
M. Gordon Clark (1900)	14	2	1	.852	7	2	1	.750	-	0	0	0	.000	-
R.F. Hutchinson (1904-06)	45	27	1	.623	37	18	1	.669	-	0	0	0	.000	1
H.R. Schenker (1907)	16	8	-	.667	15	6	-	.714	-	0	0	0	.000	1
Brooks Gordon (1908)	16	12	1	.569	14	8	1	.630	-	0	0	0	.000	1
C.A. Keith (1910)	8	11	1	.425	7	9	-	.438	-	0	0	0	.000	-
William J. Disch (1911-39)	513	180	12	.736	465	115	9	.797	-	284	70	4	.799	22
Blair Cherry (1943-45)	30	23	-	.566	24	6	-	.800	-	22	4	0	.846	2#*
Bibb Falk (1940-42, 1946-67)	478	176	10	.727	434	152	10	.737	2	276	84	7	.762	20*
Cliff Gustafson (1968-96)	1,466	377	2	.795	1,427	373	2	.792	2	472	151	1	.757	22*
Augie Garrido (1997-present)	723	348	2	.675	723	347	2	.675	2	287	172	1	.625	7
<b>Totals</b>	<b>3,376</b>	<b>1,200</b>	<b>32</b>	<b>.736</b>	<b>3,206</b>	<b>1,052</b>	<b>28</b>	<b>.751</b>	<b>6</b>	<b>1,331</b>	<b>481</b>	<b>13</b>	<b>.733</b>	<b>77</b>

# - does not include 1944 season when no SWC Championship was awarded

\* - includes co-championships



# TEXAS BASEBALL



## All-Time Coaching Records

### TEXAS BASEBALL ASSISTANT COACHES

1937	Ed Price*	1979	Bill Bethea
1938	Ed Price*	1980	Bill Bethea, Clint Thomas
1939	Ed Price*	1981	Bill Bethea, Clint Thomas
1940	No assistant coaches (no freshman team)	1982	Bill Bethea, Clint Thomas
1941	Ed Price*	1983	Bill Bethea, Clint Thomas, Howard Herrera
1942	Ed Price*	1984	Bill Bethea, Clint Thomas, Deron Gustafson
1943	No assistant coaches (no freshman team)	1985	Bill Bethea, Clint Thomas, Deron Gustafson
1944	No assistant coaches (no freshman team)	1986	Bill Bethea, Clint Thomas, Deron Gustafson
1945	No assistant coaches (no freshman team)	1987	Bill Bethea, Clint Thomas, Deron Gustafson, Burt Hooton
1946	No assistant coaches (no freshman team)	1988	Bill Bethea, Clint Thomas, Deron Gustafson
1947	No assistant coaches (no freshman team)	1989	Bill Bethea, Clint Thomas, Deron Gustafson
1948	Edwin Price*	1990	Tommy Harmon, Deron Gustafson, Ty Harrington, Clint Thomas
1949	Joe Randerson*	1991	Tommy Harmon, Howard Bushong, Deron Gustafson, Ty Harrington
1950	Felix Penso*	1992	Tommy Harmon, Howard Bushong, Deron Gustafson, Keith Moreland
1951	Dan Watson*	1993	Tommy Harmon, Howard Bushong, Deron Gustafson, Mark Brewer, Chuck Hartenstein
1952	Sam Harshaney*	1994	Tommy Harmon, Deron Gustafson, James Ellison
1953	Dan Watson*	1995	Tommy Harmon, Deron Gustafson, James Ellison
1954	Jack Trench*	1996	Tommy Harmon, Deron Gustafson, James Ellison
1955	Jack Trench*	1997	Tommy Harmon, Burt Hooton, Marcus Hendry\$
1956	Jack Trench*	1998	Tommy Harmon, Burt Hooton, Jason Moler#
1957	Jack Trench*	1999	Tommy Harmon, Burt Hooton, Rob Penders#
1958	Jack Trench*	2000	Tommy Harmon, Frank Anderson, Rob Penders#
1959	Tommy Snow*	2001	Tommy Harmon, Frank Anderson, Trip Couch#
1960	Tommy Snow*, Bob Leach*	2002	Tommy Harmon, Frank Anderson
1961	Roy Enderlin*	2003	Tommy Harmon, Frank Anderson
1962	Roy Enderlin*	2004	Tommy Harmon, Tom Holliday, Dennis Cook#
1963	Tim Allen*, Kenny Moursand*	2005	Tommy Harmon, Tom Holliday, Greg Swindell#
1964	Tim Allen*, Gary London*	2006	Tommy Harmon, Tom Holliday, Rob Penders#, Dooley Prince^
1965	Claude Northrup*	2007	Tommy Harmon, Skip Johnson, Greg Swindell#
1966	Ron Bandy*, Ed Denman*	2008	Tommy Harmon, Skip Johnson, Ben King#, Clay Van Hook^
1967	Dick Smith, Joe Gideon*	2009	Tommy Harmon, Skip Johnson, Tommy Nicholson#
1968	Bennie Lenox, Tommy Moore*, Jimmy Raup*	2010	Tommy Harmon, Skip Johnson, Tommy Nicholson #, Travis Tucker ^
1969	Bennie Lenox	2011	Tommy Harmon, Skip Johnson, Travis Tucker #
1970	Bill Bethea	2012	Tommy Harmon, Skip Johnson, Ryan Russ #
1971	Bill Bethea	2013	Skip Johnson, Tommy Nicholson, Ryan Russ #
1972	Bill Bethea	2014	Skip Johnson, Tommy Nicholson, Ryan Russ #
1973	Bill Bethea		
1974	Bill Bethea		
1975	Bill Bethea		
1976	Bill Bethea		
1977	Bill Bethea		
1978	Bill Bethea		

\* - Freshman Coach; \$ - Graduate Assistant Coach;  
# - Volunteer Assistant Coach; ^ - Student Assistant Coach



# TEXAS BASEBALL



## Year-by-Year Records

Year	Coach	Captains	Collegiate			Overall			Year	Coach	Captains	Collegiate			Overall		
			W	L	T	W	L	T				W	L	T	W	L	T
1895	-	J.A. O'Keefe	-	-	-	-	-	-	1952	Bibb Falk	None	19	9	0	19	9	0
1896	H.B. Beck	J.S. Douglas	-	-	-	-	-	-	1953	Bibb Falk	None	24	7	1	25	7	1
1897	F. Weikhardt	J.S. Jones	3	0	0	6	5	0	1954	Bibb Falk	None	15	7	2	17	7	2
1898	A.C. Ellis	Charles Batsell	1	0	0	1	4	0	1955	Bibb Falk	None	10	13	1	10	13	1
1899	A.C. Ellis	C.H. Palm	8	0	1	11	1	1	1956	Bibb Falk	None	5	13	0	5	15	0
1900	M. Gordon Clark	J.M. Taylor	7	2	1	14	2	1	1957	Bibb Falk	None	19	5	0	20	7	0
1901	A.C. Ellis	S.F. Leslie	10	2	0	11	2	0	1958	Bibb Falk	None	18	7	0	21	8	0
1902	A.C. Ellis	S.F. Leslie	13	2	1	13	3	1	1959	Bibb Falk	None	13	7	0	15	7	0
1903	A.C. Ellis	Randon B. Porter	6	4	0	12	7	0	1960	Bibb Falk	None	19	3	0	21	3	0
1904	R.F. Hutchinson	Clarence W. Weller	16	6	1	18	10	1	1961	Bibb Falk	None	20	5	2	22	6	2
1905	R.F. Hutchinson	A.D. Robertson	13	5	0	17	8	0	1962	Bibb Falk	None	22	7	0	26	7	0
1906	R.F. Hutchinson	W.H. Francis	8	7	0	10	9	0	1963	Bibb Falk	None	21	7	1	24	7	1
1907	H.R. Schenker	Louis Jacoby	15	6	0	16	8	0	1964	Bibb Falk	None	16	7	1	16	7	1
1908	Brooks Gordon	Manny Graham	14	8	1	16	12	1	1965	Bibb Falk	None	18	7	0	20	7	0
1909	A.C. Ellis	H.P. Robertson	12	8	0	13	14	0	1966	Bibb Falk	None	21	9	2	24	9	2
1910	C.A. Keith	T.N. Wathen	7	9	0	8	11	1	1967	Bibb Falk	None	17	11	0	17	11	0
1911	William J. Disch	T.H. Stacy	13	10	1	13	12	1	1968	Cliff Gustafson	Bob Snoddy, Pat Brown & George Nauert	23	11	0	23	11	0
1912	William J. Disch	F.T. Baldwin	17	7	1	17	10	1	1969	Cliff Gustafson	Pat Brown & Pat Amos	35	6	0	40	6	0
1913	William J. Disch	Herbert Moore	24	4	2	26	4	2	1970	Cliff Gustafson	Tommy Harmon & Pat Amos	39	8	0	45	8	0
1914	William J. Disch	Tilden W. Anderson	28	4	0	30	5	0	1971	Cliff Gustafson	David Chalk & John Langerhans	33	11	0	35	11	0
1915	William J. Disch	Tom Gambrell	22	4	0	25	5	0	1972	Cliff Gustafson	David Chalk & Michael Marki	40	9	0	50	9	0
1916	William J. Disch	James Edmond	16	6	0	16	7	0	1973	Cliff Gustafson	Ron Roznovsky & Steve Clancy	50	7	0	50	7	0
1917	William J. Disch	Maxey Hart	12	2	0	12	3	0	1974	Cliff Gustafson	Terry Pyka & Thomas Ball	54	8	0	54	8	0
1918	William J. Disch	W.W. "Red" English	17	1	0	17	4	0	1975+	Cliff Gustafson	Jim Gideon & Keith Moreland	56	6	0	59	6	0
1919	William J. Disch	George McCullough	20	1	1	22	3	1	1976	Cliff Gustafson	Richard Wortham & Douglas Duncan	42	16	0	48	16	0
1920	William J. Disch	Bobby Cannon	17	5	0	18	7	1	1977	Cliff Gustafson	Charles Proske & Wendell Hibbett	53	9	0	53	10	0
1921	William J. Disch	Dudley English	15	3	1	15	5	1	1978	Cliff Gustafson	Mark Chelette & Chris Raper	36	16	0	36	17	0
1922	William J. Disch	Irwin Gillett	16	5	1	16	6	2	1979	Cliff Gustafson	Mark Chelette & Ronnie Gardenhire	55	8	0	61	8	0
1923	William J. Disch	Rube Leissner	16	8	0	20	8	0	1980	Cliff Gustafson	Ricky Nixon & Keith Creel	53	13	0	53	13	0
1924	William J. Disch	Heine Odom	28	1	0	29	1	0	1981	Cliff Gustafson	Burk Goldthorn & Tony Arnold	61	11	1	62	11	1
1925	William J. Disch	H.W. Kibbie	16	4	1	18	7	1	1982	Cliff Gustafson	Spike Owen & Randy Day	59	6	0	59	7	0
1926	William J. Disch	Clyde Pratt	13	2	0	13	3	0	1983+	Cliff Gustafson	Kirk Killingsworth & Jeff Hearron	66	14	0	66	14	0
1927	William J. Disch	Ed Olle	16	4	0	16	6	1	1984	Cliff Gustafson	Darren Loy & Steve Labay	60	14	0	60	14	0
1928	William J. Disch	Posty Allen	17	4	0	17	6	0	1985	Cliff Gustafson	Bill Bates & David Denny	64	14	0	64	14	0
1929	William J. Disch	Meredith Hopkins	18	4	1	18	7	1	1986	Cliff Gustafson	Doug Hodo & Jay Searcy	51	14	0	51	14	0
1930	William J. Disch	M. Frank Higgins	20	4	0	20	8	0	1987	Cliff Gustafson	Brian Cisarik & Ty Harrington	61	11	0	61	11	0
1931	William J. Disch	Van Lamm & Minton White	10	2	0	12	6	0									
1932	William J. Disch	Raymond Ater	11	5	0	12	8	0									
1933	William J. Disch	Ernest Koy	13	3	0	17	5	0									
1934	William J. Disch	Clyde McDowell	8	5	0	13	8	0									
1935	William J. Disch	Buster Baebel	11	3	0	19	5	0									
1936	William J. Disch	Norman Branch	12	2	0	18	4	0									
1937	William J. Disch	Lloyd Rigby	11	6	0	13	11	0									
1938	William J. Disch	Leroy Westerman	12	4	0	13	10	0									
1939	William J. Disch	Jack Conway	16	2	0	18	6	0									
1940	Bibb Falk	Clarence Pfeil	15	4	0	20	4	0									
1941	Bibb Falk	Pete Layden	14	3	0	16	7	0									
1942	Bibb Falk	Jack Stone	11	4	0	13	6	0									
1943	Blair Cherry	Grady Hatton	6	2	0	10	7	0									
1944	Blair Cherry	Bob Campbell	7	3	0	8	10	0									
1945	Blair Cherry	Zeke Wilemon	11	1	0	12	6	0									
1946	Bibb Falk	Game Captains	19	2	0	20	4	0									
1947	Bibb Falk	None	19	2	0	20	4	0									
1948	Bibb Falk	None	18	1	0	20	2	0									
1949+	Bibb Falk	None	22	4	0	23	7	0									
1950+	Bibb Falk	None	24	4	0	27	6	0									
1951	Bibb Falk	None	15	4	0	17	6	0									




## Year-by-Year Records

Year	Coach	Captains	Collegiate			Overall		
			W	L	T	W	L	T
1988	Cliff Gustafson	Brian Cisarik & Brian Johnson	58	11	1	58	11	1
1989	Cliff Gustafson	Craig Newkirk & Jon Prather	54	18	0	54	18	0
1990	Cliff Gustafson	David Tollison	51	17	0	51	17	0
1991	Cliff Gustafson	Roger Luce, Kevin Pate & Clay King	48	18	0	48	19	0
1992	Cliff Gustafson	Clay King & Calvin Murray	48	17	9	48	17	0
1993	Cliff Gustafson	Braxton Hickman & Brooks Kieschnick	51	16	0	51	16	0
1994	Cliff Gustafson	Jay Vaught & Jeff Conway	43	21	0	43	21	0
1995	Cliff Gustafson	J.P. Webb & J.D. Smart	44	19	0	44	19	0
1996	Cliff Gustafson	Jake O'Dell & JoJo Hinojosa	39	24	0	39	24	0
1997	Augie Garrido	Kip Harkrider	29	22	0	29	22	0
1998	Augie Garrido	Mark Cridland	23	32	1	23	32	1
1999	Augie Garrido	Jason Cox	36	26	0	36	26	0
2000	Augie Garrido	Sam Anderson, Beau Hale & D.J. Jones	46	21	0	46	21	0
2001	Augie Garrido	Sam Anderson	36	26	0	36	26	0
2002+	Augie Garrido	Ryan Hubele	57	15	0	57	15	0
2003	Augie Garrido	Dustin Majewski	50	20	0	50	21	0
2004	Augie Garrido	Justin Simmons & Huston Street	58	15	0	58	15	0
2005+	Augie Garrido	Seth Johnston	56	16	0	56	16	0
2006	Augie Garrido	Carson Kainer	41	21	0	41	21	0
2007	Augie Garrido	Randy Boone	46	17	0	46	17	0
2008	Augie Garrido	Preston Clark	39	22	0	39	22	0
2009	Augie Garrido	Travis Tucker	50	16	1	50	16	1
2010	Augie Garrido	****	50	13	0	50	13	0
2011	Augie Garrido	****	49	19	0	49	19	0
2012	Augie Garrido	****	30	22	0	30	22	0
2013	Augie Garrido	****	27	24	0	27	24	0

**Collegiate total:** 3,206-1,052-28 (.751)

**Overall total:** 3,376-1,200-32 (.736)

- + Won National Championship
- # Texas, Texas A&M, Baylor & TCU tied. Texas won coin flip to advance to playoffs.
- % Southern Intercollegiate Athletic Association (1895-1904)
- \* Southwestern Intercollegiate Athletic Association (1904-1910)
- & Texas Intercollegiate Athletic Association (1910-1914)
- ^ Southwest Conference (1914-1996)
- \$ Big 12 Conference (1997-present)





# TEXAS BASEBALL



## Year-by-Year Team Statistics

### BATTING STATISTICS

YEAR	G	AVG	AB	R	H	RBI	2B	3B	HR	TB	SLG%	BB	SO	SB	CS	SH	SF	HBP
1967	28	.273	931	149	254	134	56	6	24	394	.423	103	150	11	-	-	-	6
1968	34	.244	1,107	177	270	150	36	6	12	354	.320	188	159	18	-	17	6	12
1969	41	.292	1,310	291	383	248	80	16	28	579	.442	206	147	34	8	18	20	17
1970	47	.294	1,425	302	419	275	63	20	23	591	.415	264	171	43	19	23	25	12
1971	44	.313	1,398	320	437	280	94	8	36	655	.469	206	200	24	13	32	24	21
1972	49	.298	1,536	316	458	280	81	29	26	675	.439	250	183	29	20	40	21	18
1973	57	.301	1,749	410	527	364	81	22	36	760	.435	301	191	58	31	48	23	31
1974	62	.319	1,971	517	629	484	128	23	66	1,001	<b>.508</b>	337	288	58	22	67	32	25
1975	62	<b>.325</b>	1,973	500	641	448	101	<b>51</b>	35	950	.482	364	368	72	14	62	26	30
1976	58	.269	1,715	342	462	292	71	21	30	661	.382	249	322	78	13	52	34	39
1977	62	.281	1,794	397	505	357	65	20	40	730	.407	386	303	105	26	90	31	27
1978	52	.266	1,528	325	406	285	63	24	24	589	.385	330	255	74	22	22	22	24
1979	69	.301	1,872	429	563	366	92	42	30	829	.443	365	230	96	16	53	31	6
1980	66	.299	1,951	478	584	411	77	36	25	808	.414	465	275	92	22	53	36	18
1981	74	.307	2,253	567	691	512	126	29	49	1,022	.454	525	303	113	21	32	41	19
1982	65	.306	1,967	503	601	435	120	27	49	922	.469	422	255	<b>173</b>	24	40	52	19
1983	<b>80</b>	.300	2,437	579	732	507	142	33	34	1,042	.428	488	326	107	37	60	51	23
1984	74	.310	2,405	615	746	548	161	32	64	1,163	.484	420	288	81	16	40	40	19
1985	78	.313	<b>2,512</b>	<b>663</b>	<b>785</b>	<b>597</b>	154	41	53	1,180	.470	<b>548</b>	386	101	24	38	<b>57</b>	28
1986	65	.313	2,075	475	614	433	119	23	66	977	.471	379	299	67	19	35	24	19
1987	72	.319	2,357	610	752	538	157	33	63	1,164	.494	455	339	126	28	35	44	30
1988	70	.317	2,315	614	733	542	172	32	67	1,170	.505	439	361	132	31	22	30	34
1989	65	.302	2,416	610	729	549	<b>177</b>	35	58	1,150	.476	490	365	112	29	28	47	28
1990	68	.318	2,258	524	719	457	140	28	44	1,047	.464	345	354	166	<b>58</b>	31	30	24
1991	66	.301	2,133	469	642	406	123	34	40	953	.447	401	273	103	50	33	47	25
1992	65	.309	2,252	478	696	423	125	23	46	1,005	.446	321	274	120	36	22	27	18
1993	67	.302	2,229	545	673	487	148	27	59	1,052	.472	483	379	53	16	21	51	65
1994	64	.284	2,074	476	588	420	111	33	40	885	.427	439	390	117	32	32	33	49
1995	63	.316	2,085	523	658	464	135	25	46	981	.471	409	353	90	26	42	35	57
1996	63	.317	2,143	548	680	495	126	37	60	1,060	.495	371	363	106	24	42	44	56
1997	51	.314	1,719	388	540	337	118	26	49	857	.499	214	252	68	25	50	26	42
1998	56	.294	1,876	354	551	324	115	28	55	887	.473	209	397	67	21	63	22	36
1999	62	.296	2,115	478	627	422	140	27	55	986	.466	369	390	72	27	54	31	42
2000	67	.303	2,198	426	666	381	117	17	32	913	.415	290	308	74	21	<b>126</b>	27	<b>88</b>
2001	62	.290	2,094	372	608	324	140	20	29	875	.418	218	318	71	23	91	20	80
2002	72	.304	2,491	511	758	457	164	30	<b>68</b>	<b>1,186</b>	.476	262	428	100	26	46	33	51
2003	70	.303	2,339	486	709	439	136	37	58	1,093	.467	286	444	121	36	97	31	67
2004	73	.289	2,441	458	705	412	139	24	54	1,054	.432	300	461	114	44	96	34	74
2005	72	.302	2,432	470	734	396	129	23	56	1,077	.443	277	431	103	30	116	26	53
2006	62	.296	2,068	400	612	370	117	24	43	906	.438	241	387	80	21	95	22	54
2007	63	.316	2,119	445	669	419	130	26	69	1,058	.499	275	361	89	22	76	39	77
2008	61	.306	2,079	470	636	431	129	25	60	995	.479	294	369	70	23	64	25	61
2009	67	.288	2,233	405	642	362	122	13	53	949	.425	279	392	74	25	104	31	61
2010	63	.286	2,124	427	608	394	119	17	<b>81</b>	1,004	.473	263	<b>482</b>	87	24	75	19	48
2011	68	.269	2,188	349	589	308	123	26	17	815	.372	287	373	76	20	111	26	74
2012	52	.263	1,717	250	451	227	86	20	21	640	.373	181	328	56	17	67	20	61
2013	51	.260	1,656	196	430	182	69	19	12	182	.346	172	340	51	16	51	12	40





# TEXAS BASEBALL



## Year-by-Year Team Statistics

### PITCHING & FIELDING STATISTICS

YEAR	W-L	SV	ERA	CG	ShO	IP	H	R	ER	BB	SO	HBP	PO	A	E	FLD.
1967	17-11	–	2.73	12	4	241.0	222	97	73	97	160	5	723	343	49	.956
1968	23-11	–	2.28	12	6	296.2	257	123	75	135	295	6	890	372	70	.947
1969	35-6	6	2.18	19	10	338.0	240	106	82	117	373	10	1,014	384	52	.964
1970	39-8	3	<b>1.88</b>	19	15	378.0	266	104	79	143	391	14	1,134	431	50	.969
1971	33-11	3	2.41	14	11	339.2	257	120	91	152	375	10	1,039	420	60	.961
1972	40-9	2	2.11	16	7	403.2	286	127	95	205	377	9	1,198	636	53	.972
1973	50-7	3	2.10	24	11	467.0	336	143	110	212	503	11	1,352	535	60	.963
1974	54-8	3	2.80	26	9	479.1	407	189	149	252	497	13	1,512	578	67	.969
1975	56-6	4	1.92	23	<b>16</b>	506.1	375	154	108	228	430	16	1,465	608	94	.957
1976	42-16	4	2.37	27	12	467.2	373	173	123	223	357	10	1,386	537	60	.970
1977	53-9	8	2.12	28	6	505.0	397	161	119	187	434	13	1,674	595	70	.970
1978	36-16	14	2.90	16	4	409.1	356	170	132	198	321	12	1,228	498	64	.964
1979	55-8	7	2.88	31	9	509.1	375	198	163	269	439	14	1,527	617	70	.968
1980	53-13	16	3.05	24	7	534.0	453	219	181	293	316	17	1,602	693	77	.968
1981	61-11-1	17	3.74	19	2	608.2	574	294	253	269	339	19	1,826	860	81	.971
1982	59-6	16	2.69	24	10	535.0	422	200	160	198	368	19	1,605	670	56	.976
1983	<b>66-14</b>	11	2.72	<b>40</b>	11	<b>669.0</b>	550	252	202	205	513	19	<b>2,007</b>	772	98	.966
1984	60-14	16	3.55	22	6	613.0	546	302	242	284	425	13	1,841	775	100	.963
1985	64-14	12	3.21	32	11	665.0	553	307	237	312	<b>618</b>	7	1,995	827	103	.965
1986	51-14	11	2.85	20	11	550.0	462	219	174	210	511	17	1,650	637	80	.966
1987	61-11	10	3.63	25	6	613.0	525	296	247	320	474	14	1,839	741	99	.963
1988	58-11-1	9	3.49	27	7	591.0	489	288	229	294	563	22	1,773	651	99	.961
1989	54-18	16	4.16	19	5	623.0	608	364	288	283	563	25	1,869	660	94	.964
1990	51-17	15	2.99	11	5	583.1	563	283	194	215	524	27	1,750	686	<b>114</b>	.955
1991	48-18	18	3.52	9	5	575.2	516	260	225	207	372	37	1,727	774	60	.977
1992	48-17	10	3.58	11	4	561.2	549	267	223	226	393	36	1,688	681	65	.973
1993	51-16	13	4.35	11	2	585.1	<b>617</b>	340	283	258	492	37	1,757	736	98	.962
1994	43-21	15	4.22	10	5	559.0	551	332	262	258	474	37	1,677	651	97	.960
1995	44-19	11	5.17	9	2	542.2	565	346	312	<b>328</b>	423	33	1,628	681	64	.973
1996	39-24	15	5.02	6	3	550.0	595	385	307	311	401	51	1,650	717	98	.960
1997	29-22	11	5.78	3	2	447.0	524	344	287	186	348	35	1,341	549	75	.962
1998	23- <b>32-1</b>	5	6.36	4	1	478.1	581	<b>408</b>	<b>338</b>	267	419	32	1,435	588	87	.959
1999	36-26	8	5.52	12	1	543.1	612	391	333	255	432	51	1,630	677	82	.966
2000	46-21	20	3.30	12	7	594.2	575	286	218	168	491	51	1,784	815	79	.971
2001	36-26	8	3.17	16	4	556.0	552	276	196	139	479	61	1,668	670	87	.964
2002	57-15	<b>23</b>	2.82	6	9	643.1	558	239	202	171	536	<b>85</b>	1,936	776	78	.972
2003	50-20	18	3.50	4	3	627.2	601	299	244	194	480	65	1,883	<b>867</b>	109	.962
2004	58-15	21	2.66	5	10	663.0	537	240	196	228	612	49	1,989	844	76	.974
2005	56-16	21	2.80	6	12	646.0	548	245	201	237	521	47	1,938	782	62	.978
2006	41-21	19	3.89	0	3	546.1	533	304	236	235	442	61	1,639	650	77	.967
2007	46-17	15	3.46	2	4	561.1	523	254	216	170	448	46	1,684	620	58	.975
2008	39-22	15	4.48	3	4	540.1	520	317	269	211	447	60	1,621	685	82	.965
2009	50-16-1	18	2.95	6	6	613.0	512	249	201	189	556	53	1,839	732	62	.976
2010	50-13	15	2.47	9	9	569.0	451	186	156	175	549	50	1,707	723	49	.980
2011	49-19	<b>23</b>	2.35	6	13	616.2	437	193	161	198	567	47	1,850	755	47	<b>.982</b>
2012	30-22	16	3.43	1	6	469.1	416	225	179	160	391	41	1,408	590	70	.966
2013	27-24	11	2.53	3	8	449.0	369	163	126	137	320	41	1,347	567	52	.974



# TEXAS BASEBALL



## Miscellaneous Year-by-Year Team Statistics

Year	Home	Away	Neut.	NCAA	Win	Losing	Jan./	March	April	May	June
				Trny.	Streak	Streak	Feb.				
1968	14-6	8-3	1-2	3-3	10	2	4-1	7-5	8-1	3-2	1-2
1969	27-3	6-1	2-2	4-2	14	1	2-0	12-2	10-1	9-1	2-2
1970	25-5	9-1	5-2	6-2	14	2	3-1	16-3	12-1	5-1	3-2
1971	22-3	11-6	0-2	0-2	11	2	3-1	14-7	13-1	3-2	0-0
1972	29-2	6-5	5-2	5-2	20	3	6-0	21-2	8-5	3-0	2-2
1973	34-2	11-3	5-2	5-2	20	2	4-2	21-2	12-1	11-0	2-2
1974	34-2	15-3	5-3	5-3	17	1	12-0	18-3	14-1	8-2	2-2
1975	38-4	11-1	7-1	7-1	18	2	7-2	22-2	12-1	11-0	4-1
1976	29-12	10-2	3-2	3-2	15	3	6-2	16-6	9-5	11-3	0-0
1977	46-4	7-5	0-0	0-0	34	3	11-0	24-1	10-5	8-3	0-0
1978	30-10	6-6	0-0	0-0	11	3	11-1	17-9	8-6	0-0	0-0
1979	43-4	10-2	2-2	5-2	18	3	10-0	23-5	12-0	8-1	2-2
1980	41-9	9-3	3-1	2-2	11	2	9-0	25-4	11-4	8-5	0-0
1981	53-5-1	5-4	3-2	6-3	14	2	7-1	29-2-1	12-2	11-4	3-1
1982	49-2	5-2	5-2	6-2	33	2	8-0	27-1	8-3	14-0	2-2
1983	52-12	9-2	5-0	10-1	9	2	8-3	24-4	14-3	15-4	5-0
1984	47-7	10-5	3-2	6-2	15	4	9-2	28-3	12-6	8-1	3-2
1985	50-5	8-5	6-4	8-2	22	2	7-2	27-5	15-3	11-2	4-2
1986	43-10	8-3	0-1	2-2	13	3	10-3	22-5	16-1	3-5	0-0
1987	50-5	8-4	3-2	7-2	13	2	13-2	22-5	14-1	10-1	2-2
1988	43-7	11-3-1	4-1	3-2	20	3	14-4	21-1	13-2	10-4-1	0-0
1989	41-9	8-6	5-3	7-1	16	3	11-5	21-4	11-5	8-3	3-1
1990	40-12	11-5	0-0	3-2	16	3	14-5	17-5	12-4	8-3	0-0
1991	40-11	5-7	3-0	2-2	6	3	14-5	15-5	12-5	8-3	0-0
1992	30-7	16-8	2-2	6-3	8	3	13-2	14-6	12-3	8-4	1-2
1993	46-8	4-6	1-2	5-2	15	4	15-2	18-3	10-6	7-3	1-2
1994	39-15	4-6	0-0	3-2	6	4	12-5	14-5	11-8	6-3	0-0
1995	35-3	4-7	5-9	2-2	15	3	16-2	14-6	11-6	3-5	0-0
1996	34-19	0-0	5-5	1-2	13	3	10-8	14-5	10-5	5-6	0-0
1997	22-16	6-6	1-0	-	10	5	13-4	7-9	7-8	2-1	0-0
1998	17-13-1	6-19	0-0	-	3	5	7-7-1	6-10	8-11	2-4	0-0
1999	22-10	12-12	2-4	1-2	6	5	11-6	11-6	12-5	2-9	0-0
2000	28-9	11-7	7-5	6-3	12	3	14-3	14-2	9-7	7-7	2-2
2001	25-10	9-9	2-7	2-2	10	5	9-8	14-4	8-9	5-5	0-0
2002	27-5	13-6	17-4	9-1	10	1	13-2	12-6	13-3	11-3	8-1
2003	28-8	9-8	13-4	7-3	9	2	12-4	9-7	14-2	10-4	5-3
2004	29-5	16-6	13-4	8-2	14	3	15-2	14-2	12-3	9-6	8-2
2005	32-4	11-8	13-4	11-2	16	3	15-0	9-4	12-5	9-5	11-2
2006	24-4	12-13	5-4	1-2	10	3	9-6	11-4	11-5	9-4	1-2
2007	25-6	12-5	9-6	2-2	9	2	9-6	16-2	12-4	7-3	2-2
2008	19-12	13-5	7-5	2-2	6	4	5-1	13-7	9-10	11-3	1-1
2009	32-7-1	11-6	7-3	9-3	11	4	8-0	10-7	12-4-1	14-2	6-3
2010	35-6	13-3	2-4	4-2	21	3	5-2	13-5	18-0	10-4	4-2
2011	36-9	10-6	3-4	6-4	7	2	5-3	12-4	15-3	10-5	2-3
2012	20-7	8-9	2-6	-	6	5	3-5	12-5	10-6	5-6	0-0
2013	22-10	5-14	0-0	-	5	4	6-2	10-9	7-9	4-4	0-0





TEXAS BASEBALL



All-Time Series Records

Table with columns: Opponent, Meeting (First, Latest), Last (Last Victory UT, Opp), Series (W, L, T), Home (W, L, T), Away (W, L, T), Neutral (W, L, T), Postseason (W, L, T), Conference Tourn. (W, L, T), NCAA Tourn. (W, L, T). Rows list opponents from Iowa State to Phillips.





# TEXAS BASEBALL



## All-Time Series Records

Opponent	Meeting		Last		Series			Home			Away			Neutral			Postseason			Conference Tourn.			NCAA Tourn.			
	First	Latest	Last Victory	Opp	W	L	T	W	L	T	W	L	T	W	L	T	W	L	T	W	L	T	W	L	T	
																										UT
Vanderbilt	1900	2004	2004	1907	6	6	0	2	0	0	4	6	0	-	-	-	2	0	0	-	-	-	2	0	0	
VCU	1992	2008	2008	1992	8	1	0	8	1	0	-	-	-	-	-	-	2	1	0	-	-	-	2	1	0	
Villanova	2006	2006	2006	-	3	0	0	3	0	0	-	-	-	-	-	-	-	-	-	-	-	-	-	-	-	
Wabash College	1914	1914	1914	-	1	0	0	-	-	-	1	0	0	-	-	-	-	-	-	-	-	-	-	-	-	
Wake Forest	1949	2007	2007	-	3	0	0	-	-	-	-	-	-	3	0	0	3	0	0	-	-	-	3	0	0	
Washington State	1950	2007	2007	2007	9	5	0	7	4	0	-	-	-	2	1	0	2	1	0	-	-	-	2	1	0	
Weatherford College	1901	1901	1901	-	1	0	0	1	0	0	-	-	-	-	-	-	-	-	-	-	-	-	-	-	-	
West Virginia	2013	2013	2013	2013	1	2	0	1	2	0	-	-	-	-	-	-	-	-	-	-	-	-	-	-	-	
Western Kentucky	1987	1987	1987	-	1	0	0	1	0	0	-	-	-	-	-	-	-	-	-	-	-	-	-	-	-	
Western Michigan	1961	1961	-	1961	0	1	0	-	-	-	-	-	-	0	1	0	0	1	0	-	-	-	0	1	0	
Westminster	1914	1914	1914	-	1	0	0	-	-	-	1	0	0	-	-	-	-	-	-	-	-	-	-	-	-	
Wichita State	1982	1993	1982	1993	2	3	0	2	0	0	-	-	-	0	3	0	0	3	0	-	-	-	0	3	0	
Winthrop	2002	2007	2007	-	2	0	0	2	0	0	-	-	-	-	-	-	-	-	-	-	-	-	-	-	-	
Wisconsin	1967	1967	1967	-	1	0	0	1	0	0	-	-	-	-	-	-	-	-	-	-	-	-	-	-	-	
Youngstown State	2004	2005	2005	-	4	0	0	4	0	0	-	-	-	-	-	-	1	0	0	-	-	-	1	0	0	
<b>TOTALS</b>	-	-	-	-	<b>3206</b>	<b>1052</b>	<b>28</b>	<b>2111</b>	<b>471</b>	<b>16</b>	<b>764</b>	<b>406</b>	<b>11</b>	<b>331</b>	<b>175</b>	<b>1</b>	<b>309</b>	<b>146</b>	<b>1</b>	<b>83</b>	<b>39</b>	<b>0</b>	<b>229</b>	<b>114</b>	<b>1</b>	
<b>Non-Collegiate Teams</b>	<b>1897</b>	<b>1991</b>	<b>1981</b>	<b>1991</b>	<b>170</b>	<b>148</b>	<b>4</b>																			
<b>OVERALL RECORD</b>	-	-	-	-	<b>3376</b>	<b>1200</b>	<b>32</b>																			

## All-Time Series Records at UFCU Disch-Falk Field

Collegiate Record: 1,376-322-3 (.810) / vs. Non-Collegiate Teams: 16-4-0 (.800) / Overall Record: 1,392-336-3 (.805)

### TEXAS VS. OPPONENTS AT UFCU DISCH-FALK FIELD

School	W-L	School	W-L	School	W-L	School	W-L
Alabama A&M	4-0	Indiana State	2-0	Notre Dame	1-2	TCU	44-8
Arizona	3-5	Iowa	4-0	Oklahoma	43-14	Texas A&M	49-15
Arizona State	14-8	Iowa State	4-3	Oklahoma City	2-0	Texas A&M-Corpus Christi	14-2
Arkansas	28-13	Kansas	24-6	Oklahoma State	21-7	Texas Lutheran	36-4
Arkansas-Pine Bluff	1-0	Kansas State	24-9-1	Old Dominion	1-0	Texas Southern	9-0
Arkansas State	5-0	Kent State	2-1	Oral Roberts	20-1-1	Texas State	36-9
Army	2-0	Kentucky	1-0	Penn State	7-0	Texas Tech	47-14
Baylor	44-19	Lamar	22-4	Pepperdine	6-4	Texas Wesleyan	24-2
Boston College	1-0	Long Beach State	3-2	Phillips	2-0	Trinity	1-0
Brown	3-1	Louisiana-Lafayette	20-3	Plano	4-0	Tulane	1-0
Bucknell	1-0	Louisiana-Monroe	1-0	Prairie View A&M	8-0	Tulsa	2-0
BYU	2-0	Louisiana Tech	21-1	Princeton	1-0	UAB	1-0
California	5-3	Loyola Marymount	4-1	Purdue	3-0	UCLA	3-1
Cal State Fullerton	16-12	LSU	4-2	Quinnipiac	1-0	UC Santa Barbara	4-2
Cal State Northridge	1-2	Lubbock Christian	57-13	Rice	43-10	UIC	4-0
Central Arkansas	1-0	Maine	7-0	Rider	1-0	UNLV	4-0
Central Connecticut State	1-0	Mankato State	4-0	Sacramento State	2-1	USC	13-3
Central Michigan	4-0	Mary Hardin-Baylor	1-1	Sam Houston State	27-5	UT Arlington	54-17
Concordia	2-0	Maryland	3-1	San Diego	3-0	UTPA	30-0
Cornell	1-0	McNeese State	4-2	San Diego State	3-0	UTSA	17-3
Creighton	7-0	Miami (Fla.)	12-3	Schreiner College	1-0	UW Milwaukee	3-0
Dallas	4-0	Miami (Ohio)	3-1	SMU	8-1	UW-Stevens Point	2-0
Dallas Baptist	41-7	Michigan	1-0	South Alabama	1-0	Vanderbilt	2-0
Duke	2-1	Midwestern	6-0	Southeastern Oklahoma	4-0	VCU	8-1
Eastern Michigan	15-0	Minnesota	22-7	Southern	1-0	Villanova	3-0
Emporia State	34-0	Mississippi State	2-1	Southern Illinois	2-0	Washington State	7-4
Grambling	1-0	Missouri	17-7	Southern Mississippi	1-0	West Virginia	1-2
Grand Canyon	9-0	Nebraska	14-12	College of the Southwest	2-0	Western Kentucky	1-0
Hardin-Simmons	28-1	Nevada	1-0	Southwestern	25-2	Wichita State	2-0
Hawaii	1-1	New Mexico	1-2	St. Mary's (Texas)	36-5	Winthrop	2-0
Houston	43-10	New Orleans	5-0	Stanford	15-12-1	Youngstown State	4-0
Houston Baptist	4-0	North Carolina State	0-3	Stephen F. Austin	8-0		
Howard Payne	2-0	North Texas	2-0	Sul Ross	2-0		
Illinois	4-2	Northwestern State	1-0	Tarleton State	4-0		



\*-Conference Game ^-Conference Tournament
+-NCAA District Playoff/NCAA Regional
&-NCAA Super Regional
\$-NCAA College World Series

All-Time Results vs. Opponents

Alabama (8-1)

Table with 4 columns: Date, Opponent, Result, Score. Includes games from Apr 17, 1899 to June 11, 1983\$.

Alabama A&M (4-0)

Table with 4 columns: Date, Opponent, Result, Score. Includes games from May 14, 2008 to May 17, 2009.

Arizona (20-12)

Table with 4 columns: Date, Opponent, Result, Score. Includes games from June 06, 1950+ to Mar 06, 2005.

Arizona State (29-19)

Table with 4 columns: Date, Opponent, Result, Score. Includes games from June 13, 1969\$ to Feb 14, 1988.

Table with 4 columns: Date, Opponent, Result, Score. Includes games from Feb 15, 1988 to June 12, 2011&.

Arkansas (74-33)

Table with 4 columns: Date, Opponent, Result, Score. Includes games from May 02, 1902 to Apr 04, 1981\*.

Table with 4 columns: Date, Opponent, Result, Score. Includes games from May 17, 1981^ to Mar 04, 2012.

Arkansas-Pine Bluff (1-0)

Table with 4 columns: Date, Opponent, Result, Score. Includes game from May 12, 2007.

Arkansas State (6-0)

Table with 4 columns: Date, Opponent, Result, Score. Includes games from May 28, 1970+ to May 29, 1994+.

Army (2-0)

Table with 4 columns: Date, Opponent, Result, Score. Includes games from May 29, 2009+ to May 29, 2009+.

Auburn (0-2-1)

Table with 4 columns: Date, Opponent, Result, Score. Includes games from Apr 22, 1912 to May 28, 1995+.



TEXAS BASEBALL



All-Time Results vs. Opponents

\*-Conference Game ^-Conference Tournament
+-NCAA District Playoff/NCAA Regional
&-NCAA Super Regional
S-NCAA College World Series

Austin College (18-3)

Table listing dates, opponents, and results for Austin College from 1900 to 1925.

Baylor (234-105-4)

Table listing dates, opponents, and results for Baylor from 1903 to 1924.

Table listing dates, opponents, and results for various teams from 1925 to 1952.

Table listing dates, opponents, and results for various teams from 1953 to 1979.







# TEXAS BASEBALL



## All-Time Results vs. Opponents

\*-Conference Game ^-Conference Tournament  
 +-NCAA District Playoff/NCAA Regional  
 &-NCAA Super Regional  
 S-NCAA College World Series

### Concordia (2-0)

H: (2-0) A: (0-0) N: (0-0)  
 Feb. 06, 2002 Austin, Texas W, 7-1  
 Feb. 06, 2002 Austin, Texas W, 7-1

### Connecticut (2-1)

H: (0-0) A: (0-0) N: (2-1)  
 June 08, 1957\$ Omaha, Neb. W, 3-0  
 June 09, 1972\$ Omaha, Neb. L, 0-3 (10)  
 June 02, 1979\$ Omaha, Neb. W, 11-5

### Cornell (1-0-0)

H: (1-0-0) A: (0-0) N: (0-0)  
 Mar. 22, 1988 Austin, Texas W, 15-3

### Creighton (8-0)

H: (7-0) A: (0-0) N: (1-0)  
 May 27, 1990+ Austin, Texas W, 11-9  
 Mar. 05, 1993 Austin, Texas W, 7-6  
 Mar. 06, 1993 Austin, Texas W, 11-0  
 Mar. 07, 1993 Austin, Texas W, 5-4  
 Mar. 14, 1994 Omaha, Neb. W, 11-6  
 Mar. 07, 1995 Austin, Texas W, 12-3  
 Mar. 08, 1995 Austin, Texas W, 8-6  
 May 26, 2000+ Tempe, Ariz. W, 5-4

### Cumberland (1-0)

H: (0-0) A: (0-0) N: (1-0)  
 May 02, 1907# Williamsburg, Ky. W, 3-1

### Dallas (4-0)

H: (4-0) A: (0-0) N: (0-0)  
 May 15, 1975 Austin, Texas W, 7-5  
 May 15, 1975 Austin, Texas W, 15-1  
 May 16, 1975 Austin, Texas W, 2-0  
 May 16, 1975 Austin, Texas W, 11-0

### Dallas Baptist (45-7)

H: (45-7) A: (0-0) N: (0-0)  
 Apr. 26, 1971 Austin, Texas W, 11-6  
 Apr. 26, 1971 Austin, Texas W, 14-0  
 Mar. 03, 1973 Austin, Texas W, 5-1  
 Mar. 03, 1973 Austin, Texas W, 13-3  
 Mar. 11, 1983 Austin, Texas W, 6-0  
 Mar. 11, 1983 Austin, Texas W, 4-0  
 Mar. 12, 1983 Austin, Texas W, 9-4  
 Mar. 12, 1983 Austin, Texas W, 8-6  
 Mar. 15, 1984 Austin, Texas W, 5-2  
 Mar. 15, 1984 Austin, Texas W, 13-3  
 Mar. 16, 1984 Austin, Texas W, 14-3  
 Mar. 16, 1984 Austin, Texas L, 6-7  
 Mar. 13, 1985 Austin, Texas W, 20-4  
 Mar. 13, 1985 Austin, Texas W, 13-3  
 Mar. 14, 1985 Austin, Texas W, 10-0  
 Mar. 14, 1985 Austin, Texas W, 12-2  
 Mar. 24, 1986 Austin, Texas W, 8-7  
 Mar. 24, 1986 Austin, Texas W, 7-1  
 Mar. 25, 1986 Austin, Texas L, 5-8  
 Mar. 25, 1986 Austin, Texas L, 3-6  
 Apr. 06, 1987 Austin, Texas W, 5-4  
 Apr. 06, 1987 Austin, Texas W, 12-2  
 Apr. 07, 1987 Austin, Texas W, 5-2  
 Feb. 22, 1988 Austin, Texas W, 5-4  
 Feb. 23, 1988 Austin, Texas W, 7-4  
 Feb. 23, 1988 Austin, Texas W, 5-4  
 Mar. 17, 1989 Austin, Texas W, 6-2  
 Mar. 17, 1989 Austin, Texas W, 14-6  
 Mar. 18, 1989 Austin, Texas L, 7-15  
 Mar. 18, 1989 Austin, Texas W, 7-2  
 Mar. 26, 1990 Austin, Texas W, 11-3  
 Mar. 27, 1990 Austin, Texas W, 7-6  
 Mar. 27, 1990 Austin, Texas W, 7-4  
 Apr. 08, 1991 Austin, Texas W, 9-3  
 Apr. 09, 1991 Austin, Texas W, 10-0  
 Mar. 26, 1993 Austin, Texas W, 8-7  
 Mar. 27, 1993 Austin, Texas W, 8-4  
 Mar. 27, 1993 Austin, Texas W, 5-2  
 Apr. 25, 1994 Austin, Texas L, 5-10  
 Apr. 26, 1994 Austin, Texas W, 3-2  
 Apr. 26, 1994 Austin, Texas W, 15-0  
 Apr. 15, 1996 Austin, Texas L, 1-5  
 Apr. 01, 1997 Austin, Texas L, 6-7  
 Feb. 08, 2000 Austin, Texas W, 6-0

May 14, 2005 Austin, Texas W, 9-2  
 May 14, 2005 Austin, Texas W, 3-2 (7)  
 May 13, 2006 Austin, Texas W, 6-3  
 May 13, 2006 Austin, Texas W, 10-5  
 Mar. 24, 2009 Austin, Texas W, 3-0  
 Feb. 24, 2010 Austin, Texas W, 7-2  
 Apr. 12, 2011 Austin, Texas W, 3-1  
 Mar. 06, 2012 Austin, Texas W, 2-1(12)

### Daniel Baker (13-0-0)

H: (13-0-0) A: (0-0-0) N: (0-0-0)  
 Apr. 28, 1911 Austin, Texas W, 8-3  
 Apr. 29, 1911 Austin, Texas W, 3-0  
 Mar. 27, 1913 Austin, Texas W, 10-2  
 Mar. 28, 1913 Austin, Texas W, 10-3  
 Apr. 01, 1914 Austin, Texas W, 15-0  
 Apr. 01, 1914 Austin, Texas W, 2-1  
 Apr. 02, 1914 Austin, Texas W, 14-3  
 Mar. 26, 1915 Austin, Texas W, 9-2  
 Mar. 27, 1915 Austin, Texas W, 7-1  
 Apr. 06, 1917 Austin, Texas W, 5-0  
 Apr. 03, 1922 Austin, Texas W, 6-0  
 Apr. 02, 1923 Austin, Texas W, 5-3  
 Apr. 03, 1923 Austin, Texas W, 4-1

### Delaware (1-0)

H: (0-0) A: (0-0) N: (1-0)  
 June 12, 1970\$ Omaha, Neb. W, 12-4

### Drury College (1-0)

H: (0-0) A: (1-0) N: (0-0)  
 May 02, 1904 Springfield, Mo. W, 11-4

### Duke (3-1)

H: (2-1) A: (0-0) N: (1-0)  
 June 11, 1953\$ Omaha, Neb. W, 2-1  
 Feb. 18, 2012 Austin, Texas W, 4-0  
 Feb. 18, 2012 Austin, Texas W, 5-3  
 Feb. 19, 2012 Austin, Texas L, 2-5

### Eastern Michigan (15-0)

H: (15-0) A: (0-0) N: (0-0)  
 Mar. 18, 1977 Austin, Texas W, 5-1  
 Mar. 18, 1977 Austin, Texas W, 3-2  
 Mar. 19, 1977 Austin, Texas W, 12-4  
 Mar. 23, 1978 Austin, Texas W, 6-5 (8)  
 Mar. 23, 1978 Austin, Texas W, 7-1  
 Mar. 24, 1978 Austin, Texas W, 6-4  
 Mar. 17, 1979 Austin, Texas W, 8-2  
 Mar. 17, 1979 Austin, Texas W, 8-1  
 Mar. 18, 1979 Austin, Texas W, 13-10  
 Mar. 19, 1979 Austin, Texas W, 8-3  
 May 30, 1982+ Austin, Texas W, 7-2 (11)  
 May 31, 1982+ Austin, Texas W, 9-1  
 Mar. 12, 2004 Austin, Texas W, 3-2  
 Mar. 13, 2004 Austin, Texas W, 7-0  
 Mar. 14, 2004 Austin, Texas W, 8-3

### Emporia State (34-0)

H: (34-0) A: (0-0) N: (0-0)  
 Mar. 16, 1981 Austin, Texas W, 3-1  
 Mar. 16, 1981 Austin, Texas W, 10-4  
 Mar. 17, 1981 Austin, Texas W, 1-0  
 Mar. 17, 1981 Austin, Texas W, 17-6  
 Mar. 14, 1982 Austin, Texas W, 15-5  
 Mar. 14, 1982 Austin, Texas W, 13-7  
 Mar. 15, 1982 Austin, Texas W, 7-5  
 Mar. 15, 1982 Austin, Texas W, 14-3  
 Mar. 16, 1983 Austin, Texas W, 4-0  
 Mar. 16, 1983 Austin, Texas W, 14-1  
 Mar. 17, 1983 Austin, Texas W, 9-4  
 Mar. 17, 1983 Austin, Texas W, 9-5  
 Mar. 11, 1984 Austin, Texas W, 14-1  
 Mar. 11, 1984 Austin, Texas W, 7-2  
 Mar. 12, 1984 Austin, Texas W, 11-6  
 Mar. 12, 1984 Austin, Texas W, 8-3  
 Mar. 10, 1985 Austin, Texas W, 2-0  
 Mar. 10, 1985 Austin, Texas W, 18-1  
 Mar. 11, 1985 Austin, Texas W, 6-2  
 Mar. 11, 1985 Austin, Texas W, 13-0  
 Mar. 10, 1986 Austin, Texas W, 5-3  
 Mar. 12, 1986 Austin, Texas W, 12-0  
 Mar. 12, 1986 Austin, Texas W, 8-0

Mar. 16, 1987 Austin, Texas W, 8-2  
 Mar. 16, 1987 Austin, Texas W, 11-3  
 Mar. 16, 1988 Austin, Texas W, 6-2  
 Mar. 12, 1989 Austin, Texas W, 17-6  
 Mar. 12, 1989 Austin, Texas W, 16-4  
 Mar. 13, 1989 Austin, Texas W, 14-3  
 Mar. 12, 1990 Austin, Texas W, 7-1  
 Mar. 13, 1990 Austin, Texas W, 8-2  
 Mar. 11, 1991 Austin, Texas W, 11-2  
 Mar. 22, 1993 Austin, Texas W, 15-1  
 Mar. 23, 1993 Austin, Texas W, 12-2

### Florida (2-1)

H: (0-0) A: (0-0) N: (2-1)  
 June 25, 2005\$ Omaha, Neb. W, 4-2  
 June 26, 2005\$ Omaha, Neb. W, 6-2  
 June 18, 2011\$ Omaha, Neb. L, 4-8

### Florida State (4-3)

H: (0-0) A: (2-0) N: (2-3)  
 June 08, 1965\$ Omaha, Neb. L, 2-3 (12)  
 June 15, 1970\$ Omaha, Neb. W, 5-1  
 June 17, 1970\$ Omaha, Neb. L, 2-11  
 June 03, 1987\$ Omaha, Neb. W, 6-4  
 June 12, 2000\$ Omaha, Neb. L, 2-6  
 June 08, 2003& Tallahassee, Fla. W, 8-3  
 June 09, 2003& Tallahassee, Fla. W, 6-5

### Fort Worth (1-0)

H: (1-0) A: (0-0) N: (0-0)  
 Apr. 18, 1901 Austin, Texas W, 32-2

### Georgia (3-1)

H: (0-0) A: (1-1) N: (2-0)  
 Apr. 23, 1912 Athens, Ga. W, 9-3  
 Apr. 24, 1912 Athens, Ga. L, 2-10  
 June 20, 2004\$ Omaha, Neb. W, 9-3  
 June 23, 2004\$ Omaha, Neb. W, 7-6

### Georgia Southern (1-0)

H: (0-0) A: (0-0) N: (1-0)  
 June 09, 1973\$ Omaha, Neb. W, 6-3

### Grambling (1-0)

H: (1-0) A: (0-0) N: (0-0)  
 May 23, 1985+ Austin, Texas W, 4-3 (12)

### Grand Canyon (9-0)

H: (9-0) A: (0-0) N: (0-0)  
 Apr. 16, 1991 Austin, Texas W, 10-1  
 Apr. 19, 1993 Austin, Texas W, 16-1  
 Apr. 20, 1993 Austin, Texas W, 4-2  
 Apr. 22, 1994 Austin, Texas W, 10-1  
 Apr. 23, 1994 Austin, Texas W, 6-0  
 Apr. 24, 1994 Austin, Texas W, 8-7  
 Feb. 17, 1995 Austin, Texas W, 10-3  
 Feb. 18, 1995 Austin, Texas W, 5-3  
 Feb. 19, 1995 Austin, Texas W, 8-6

### Hardin-Simmons (35-1)

H: (35-1) A: (0-0) N: (0-0)  
 Mar. 22, 1920 Austin, Texas W, 8-0  
 Mar. 23, 1920 Austin, Texas W, 10-2  
 Mar. 23, 1921 Austin, Texas W, 14-0  
 Mar. 24, 1921 Austin, Texas W, 16-0  
 Mar. 13, 1947 Austin, Texas W, 28-9  
 Mar. 29, 1949 Austin, Texas W, 4-2  
 Mar. 25, 1952 Austin, Texas W, 10-4  
 Mar. 07, 1978 Austin, Texas W, 2-0  
 Mar. 07, 1978 Austin, Texas W, 3-1  
 Mar. 06, 1979 Austin, Texas W, 3-2 (8)  
 Mar. 06, 1979 Austin, Texas W, 2-1 (8)  
 Mar. 13, 1980 Austin, Texas W, 7-2  
 Mar. 13, 1980 Austin, Texas W, 10-3  
 Mar. 05, 1981 Austin, Texas W, 9-0  
 Mar. 05, 1981 Austin, Texas W, 17-2  
 Mar. 02, 1982 Austin, Texas W, 11-4  
 Mar. 02, 1982 Austin, Texas W, 9-1  
 May 28, 1982+ Austin, Texas W, 10-0  
 Apr. 05, 1983 Austin, Texas W, 10-2  
 Apr. 05, 1983 Austin, Texas W, 7-1  
 Mar. 20, 1984 Austin, Texas W, 11-4  
 Mar. 20, 1984 Austin, Texas W, 13-2  
 Mar. 12, 1985 Austin, Texas W, 2-0



# TEXAS BASEBALL



\*-Conference Game ^-Conference Tournament  
+ -NCAA District Playoff/NCAA Regional  
&-NCAA Super Regional  
\$-NCAA College World Series

## All-Time Results vs. Opponents

Mar. 12, 1985 Austin, Texas W, 16-6  
 Feb. 24, 1986 Austin, Texas W, 5-0  
 Feb. 24, 1986 Austin, Texas L, 2-4  
 Feb. 24, 1987 Austin, Texas W, 12-2  
 Feb. 24, 1987 Austin, Texas W, 5-0  
 Mar. 01, 1988 Austin, Texas W, 9-5  
 Mar. 01, 1988 Austin, Texas W, 21-4 (7)  
 Mar. 01, 1989 Austin, Texas W, 16-2  
 Feb. 06, 1990 Austin, Texas W, 12-0  
 Feb. 06, 1990 Austin, Texas W, 18-4  
 Feb. 05, 1991 Austin, Texas W, 6-2  
 Feb. 05, 1991 Austin, Texas W, 14-3  
 Feb. 03, 1992 Austin, Texas W, 15-0

### Hawaii (5-2)

H: (0-1) A: (5-1) N: (0-0)  
 May 25, 1980+ Austin, Texas L, 3-7  
 Jan. 30, 2004 Honolulu, Hawaii W, 7-4  
 Jan. 31, 2004 Honolulu, Hawaii W, 13-9  
 Feb. 1, 2004 Honolulu, Hawaii W, 10-1  
 Feb. 25, 2011 Honolulu, Hawaii W, 2-0  
 Feb. 26, 2011 Honolulu, Hawaii L, 4-15  
 Feb. 27, 2011 Honolulu, Hawaii W, 4-3

### Hendrix College (2-0)

H: (2-0) A: (0-0) N: (0-0)  
 Apr. 18, 1917 Austin, Texas W, 4-1  
 Apr. 19, 1917 Austin, Texas W, 4-3

### Holy Cross (0-1)

H: (0-0) A: (0-0) N: (0-1)  
 June 14, 1952\$ Omaha, Neb. L, 1-2

### Honolulu (4-3)

H: (4-3) A: (0-0) N: (0-0)  
 Mar. 27, 1914 Austin, Texas W, 1-0  
 Mar. 28, 1914 Austin, Texas W, 1-0  
 Apr. 02, 1915 Austin, Texas L, 5-11  
 Apr. 03, 1915 Austin, Texas W, 9-8  
 Mar. 30, 1916 Austin, Texas L, 2-7  
 Apr. 01, 1916 Austin, Texas W, 9-6  
 Apr. 02, 1916 Austin, Texas L, 4-6

### Houston (91-31-2)

H: (53-14-1) A: (34-16-1) N: (4-1)  
 May 30, 1958 Austin, Texas W, 3-2 (10)  
 May 31, 1960+ Austin, Texas L, 2-4  
 May 18, 1966+ Austin, Texas T, 4-4  
 May 19, 1966+ Austin, Texas L, 4-5  
 May 21, 1966+ Houston, Texas W, 9-3  
 May 21, 1966+ Houston, Texas W, 8-5  
 May 16, 1967+ Houston, Texas L, 8-11  
 May 18, 1967+ Austin, Texas W, 5-1  
 May 19, 1967+ Austin, Texas L, 3-4  
 Mar. 06, 1970 Austin, Texas W, 2-1  
 Mar. 06, 1970 Austin, Texas L, 2-6  
 Apr. 16, 1971 Houston, Texas W, 7-0  
 Apr. 16, 1971 Houston, Texas L, 0-3  
 Mar. 10, 1972 Austin, Texas W, 9-2  
 Mar. 10, 1972 Austin, Texas W, 7-0  
 Mar. 11, 1972 Austin, Texas W, 7-2  
 Mar. 11, 1972 Austin, Texas W, 5-1  
 Mar. 30, 1973\* Houston, Texas W, 3-1  
 Mar. 30, 1973\* Houston, Texas W, 11-5  
 Mar. 31, 1973\* Houston, Texas L, 1-2  
 Mar. 01, 1974\* Austin, Texas W, 8-7  
 Mar. 02, 1974\* Austin, Texas W, 20-3  
 Feb. 28, 1975\* Houston, Texas W, 8-7 (10)  
 Mar. 01, 1975\* Houston, Texas W, 9-2  
 Mar. 01, 1975\* Houston, Texas W, 17-4  
 Apr. 16, 1976\* Houston, Texas W, 4-1  
 Apr. 17, 1976\* Houston, Texas L, 1-10  
 Apr. 17, 1976\* Houston, Texas W, 5-4 (10)  
 Apr. 18, 1977\* Austin, Texas L, 0-4  
 Apr. 18, 1977\* Austin, Texas W, 12-3  
 Apr. 19, 1977\* Austin, Texas W, 4-0  
 Mar. 10, 1978\* Houston, Texas L, 1-6  
 Mar. 11, 1978\* Houston, Texas W, 14-3  
 Mar. 11, 1978\* Houston, Texas L, 6-7  
 Mar. 09, 1979\* Austin, Texas W, 6-3  
 Mar. 10, 1979\* Austin, Texas W, 3-1  
 Mar. 10, 1979\* Austin, Texas W, 2-0

Apr. 11, 1980\* Houston, Texas W, 5-2  
 Apr. 12, 1980\* Houston, Texas W, 8-0  
 Apr. 12, 1980\* Houston, Texas W, 8-6  
 Mar. 27, 1981\* Austin, Texas W, 8-7  
 Mar. 28, 1981\* Austin, Texas W, 7-6 (8)  
 Mar. 28, 1981\* Austin, Texas W, 4-3  
 May 16, 1981^ Austin, Texas W, 9-3  
 Mar. 26, 1982\* Houston, Texas L, 3-4  
 May 16, 1982^ College Station, Texas W, 10-5  
 Apr. 29, 1983\* Austin, Texas L, 3-4  
 Apr. 30, 1983\* Austin, Texas L, 3-4 (8)  
 Apr. 30, 1983\* Austin, Texas W, 12-2  
 Mar. 24, 1984\* Houston, Texas W, 4-3  
 Mar. 24, 1984\* Houston, Texas W, 19-0  
 Mar. 25, 1984\* Houston, Texas W, 12-10  
 May 04, 1985\* Austin, Texas W, 8-0  
 May 04, 1985\* Austin, Texas W, 15-4  
 May 05, 1985\* Austin, Texas W, 11-9  
 May 17, 1985^ Fayetteville, Ark. W, 5-0  
 May 19, 1985^ Fayetteville, Ark. W, 14-6  
 May 24, 1985+ Austin, Texas W, 9-2  
 May 03, 1986\* Austin, Texas W, 1-0  
 May 04, 1986\* Austin, Texas L, 3-5  
 May 04, 1986\* Austin, Texas L, 2-4  
 Apr. 24, 1987\* Austin, Texas W, 15-2  
 Apr. 25, 1987\* Austin, Texas W, 4-2  
 Apr. 25, 1987\* Austin, Texas W, 7-4  
 May 15, 1987^ Austin, Texas W, 4-3  
 May 23, 1987+ Austin, Texas W, 15-3  
 May 24, 1987+ Austin, Texas W, 13-4  
 Apr. 30, 1988\* Houston, Texas W, 14-2  
 May 01, 1988\* Houston, Texas W, 12-2  
 May 01, 1988\* Houston, Texas T, 6-6  
 Apr. 21, 1989\* Austin, Texas W, 5-2  
 Apr. 22, 1989\* Austin, Texas W, 9-3  
 Apr. 22, 1989\* Austin, Texas W, 10-8  
 Apr. 20, 1990\* Houston, Texas L, 5-7  
 Apr. 21, 1990\* Houston, Texas W, 5-3  
 Apr. 21, 1990\* Houston, Texas W, 15-5  
 May 17, 1990^ Austin, Texas W, 9-1  
 May 19, 1990^ Austin, Texas W, 6-4  
 Apr. 26, 1991\* Austin, Texas W, 16-3  
 Apr. 27, 1991\* Austin, Texas W, 10-0  
 Apr. 27, 1991\* Austin, Texas W, 3-2 (14)  
 Mar. 13, 1992\* Houston, Texas L, 2-5  
 Mar. 14, 1992\* Houston, Texas W, 6-1  
 Mar. 14, 1992\* Houston, Texas L, 4-11  
 Apr. 17, 1992\* Austin, Texas W, 4-3  
 Apr. 18, 1992\* Austin, Texas L, 1-4  
 Apr. 18, 1992\* Austin, Texas W, 4-0  
 Mar. 20, 1993\* Austin, Texas L, 1-4  
 Mar. 20, 1993\* Austin, Texas W, 8-7  
 Mar. 21, 1993\* Austin, Texas W, 8-5  
 Mar. 25, 1994\* Houston, Texas W, 13-7  
 Mar. 26, 1994\* Houston, Texas L, 2-7  
 Mar. 26, 1994\* Houston, Texas W, 17-8  
 Mar. 19, 1995\* Houston, Texas W, 5-4  
 Mar. 24, 1995\* Austin, Texas W, 6-5  
 Mar. 25, 1995\* Austin, Texas W, 5-2  
 Mar. 25, 1995\* Austin, Texas W, 13-6  
 Apr. 17, 1996\* Houston, Texas W, 22-7  
 Apr. 06, 1996\* Houston, Texas W, 6-1  
 Apr. 06, 1996\* Houston, Texas W, 10-5  
 Apr. 07, 1996\* Houston, Texas W, 11-3  
 Feb. 18, 1997 Austin, Texas W, 14-13  
 Mar. 18, 1998 Houston, Texas L, 4-5  
 Mar. 31, 1998 Houston, Texas W, 3-2  
 Feb. 16, 1999 Austin, Texas L, 9-12  
 Mar. 24, 1999 Austin, Texas W, 5-1  
 Apr. 06, 1999 Houston, Texas L, 6-12  
 May 29, 1999+ Houston, Texas L, 5-8  
 Feb. 04, 2000 Austin, Texas W, 2-1 (11)  
 Feb. 05, 2000 Austin, Texas L, 2-8  
 Feb. 06, 2000 Austin, Texas W, 7-1  
 Feb. 29, 2000 Houston, Texas W, 8-7  
 Feb. 03, 2001 Houston, Texas L, 2-3  
 Feb. 09, 2002 Houston, Texas W, 7-6  
 June 07, 2002& Austin, Texas L, 0-2  
 June 08, 2002& Austin, Texas W, 17-2  
 June 09, 2002& Austin, Texas W, 5-2

Feb. 15, 2004 Houston, Texas W, 6-5  
 Feb. 10, 2006 Houston, Texas W, 3-1  
 Mar. 02, 2008 Houston, Texas W, 8-7 (10)  
 Mar. 06, 2010 Houston, Texas L, 0-1  
 March 19, 2013 Houston, Texas L, 3-4  
 April 23, 2013 Austin, Texas W, 4-0

### Houston Baptist (6-0)

H: (6-0) A: (0-0) N: (0-0)  
 May 12, 1969 Austin, Texas W, 11-0  
 May 12, 1969 Austin, Texas W, 7-1  
 Apr. 19, 1994 Austin, Texas W, 6-5  
 Apr. 16, 1996 Austin, Texas W, 5-0  
 Mar. 23, 2011 Austin, Texas W, 12-0(7)  
 Feb. 28, 2012 Austin, Texas W, 2-0

### Howard Payne (10-0)

H: (10-0) A: (0-0) N: (0-0)  
 Mar. 11, 1914 Austin, Texas W, 24-0  
 Mar. 12, 1914 Austin, Texas W, 12-9  
 Apr. 05, 1915 Austin, Texas W, 3-2  
 Apr. 06, 1915 Austin, Texas W, 2-0  
 Apr. 07, 1916 Austin, Texas W, 3-1  
 Mar. 22, 1918 Austin, Texas W, 12-1  
 Mar. 23, 1918 Austin, Texas W, 4-3  
 Mar. 30, 1922 Austin, Texas W, 11-1  
 Mar. 02, 1993 Austin, Texas W, 11-1  
 Mar. 02, 1993 Austin, Texas W, 19-6

### Illinois (5-4)

H: (5-2) A: (0-2) N: (0-0)  
 May 01, 1914 Champaign, Ill. L, 2-3  
 May 02, 1914 Champaign, Ill. L, 3-7  
 Apr. 09, 1963 Austin, Texas W, 6-1  
 Mar. 02, 1990 Austin, Texas W, 8-2  
 Mar. 03, 1990 Austin, Texas L, 4-14  
 Mar. 04, 1990 Austin, Texas L, 3-6  
 Mar. 01, 1991 Austin, Texas W, 10-1  
 Mar. 02, 1991 Austin, Texas W, 7-2  
 Mar. 03, 1991 Austin, Texas W, 12-5

### Indiana State (3-0)

H: (2-0) A: (0-0) N: (1-0)  
 Mar. 08, 1994 Austin, Texas W, 9-1  
 Mar. 09, 1994 Austin, Texas W, 8-7  
 May 27, 1995+ Oklahoma City, Okla. W, 3-2

### Iowa (6-0)

H: (6-0) A: (0-0) N: (0-0)  
 Apr. 16, 1930 Austin, Texas W, 14-9  
 Apr. 17, 1930 Austin, Texas W, 9-0  
 Mar. 12, 2010 Austin, Texas W, 2-1(10)  
 Mar. 13, 2010 Austin, Texas W, 3-1(7)  
 Mar. 13, 2010 Austin, Texas W, 5-2  
 Mar. 14, 2010 Austin, Texas W, 18-0

### Iowa State (8-5)

H: (4-3) A: (4-2) N: (0-0)  
 Mar. 15, 1990 Austin, Texas L, 5-6  
 Apr. 11, 1998\* Austin, Texas L, 8-16  
 Apr. 11, 1998\* Austin, Texas L, 7-11  
 Apr. 12, 1998\* Austin, Texas W, 11-4  
 Apr. 24, 1999\* Ames, Iowa W, 12-1  
 Apr. 25, 1999\* Ames, Iowa W, 7-2  
 Apr. 25, 1999\* Ames, Iowa W, 4-1  
 Feb. 25, 2000\* Austin, Texas W, 7-1  
 Feb. 26, 2000\* Austin, Texas W, 13-5  
 Feb. 27, 2000\* Austin, Texas W, 4-0  
 Apr. 27, 2001\* Ames, Iowa L, 2-3  
 Apr. 28, 2001\* Ames, Iowa L, 0-12  
 Apr. 29, 2001\* Ames, Iowa W, 6-2

### Ithaca College (1-0)

H: (0-0) A: (0-0) N: (1-0)  
 June 13, 1962\$ Omaha, Neb. W, 3-2

### James Madison (1-0)

H: (0-0) A: (0-0) N: (1-0)  
 June 03, 1983\$ Omaha, Neb. W, 12-0

### Jasper College (1-0)

H: (0-0) A: (1-0) N: (0-0)  
 Apr. 27, 1904 Beaumont, Texas W, 9-1



All-Time Results vs. Opponents

\*-Conference Game ^-Conference Tournament
+-NCAA District Playoff/NCAA Regional
&-NCAA Super Regional
\$-NCAA College World Series

Jefferson Military (4-0-1)

Table with columns for date, opponent, and result for Jefferson Military. Includes record H: (0-0) A: (4-0-1) N: (0-0).

Kansas (42-19)

Large table listing game dates, opponents, and results for Kansas. Includes record H: (24-7) A: (16-11) N: (2-1).

Kansas State (45-14-1)

Table listing game dates, opponents, and results for Kansas State. Includes record H: (24-9-1) A: (18-5) N: (3-0).

Table listing game dates, opponents, and results for various teams including Austin, Texas, Manhattan, Kan., and Oklahoma City, Okla.

Kent State (2-1)

Table listing game dates, opponents, and results for Kent State. Includes record H: (2-1) A: (0-0) N: (0-0).

Kentucky (1-0)

Table listing game dates, opponents, and results for Kentucky. Includes record H: (1-0) A: (0-0) N: (0-0).

Lafayette (2-0)

Table listing game dates, opponents, and results for Lafayette. Includes record H: (0-0) A: (0-0) N: (2-0).

Lamar (31-6)

Table listing game dates, opponents, and results for Lamar. Includes record H: (30-4) A: (0-2) N: (1-0).

Table listing game dates, opponents, and results for various teams including Austin, Texas, Beaumont, Texas, and Long Beach, Calif.

Long Beach State (6-4)

Table listing game dates, opponents, and results for Long Beach State. Includes record H: (3-2) A: (2-2) N: (1-0).

Louisiana-Lafayette (29-5)

Large table listing game dates, opponents, and results for Louisiana-Lafayette. Includes record H: (28-3) A: (1-0) N: (0-2).

Louisiana-Monroe (1-0)

Table listing game dates, opponents, and results for Louisiana-Monroe. Includes record H: (1-0) A: (0-0) N: (0-0).









All-Time Results vs. Opponents

\*-Conference Game ^-Conference Tournament
+-NCAA District Playoff/NCAA Regional
&-NCAA Super Regional
\$-NCAA College World Series

Table listing game dates and results for Oklahoma City (4-0) against various opponents like Norman, Omaha, and Stillwater.

Oklahoma City (4-0)

Summary table for Oklahoma City (4-0) showing H: (4-0) A: (0-0) N: (0-0) and a list of opponents with results.

Oklahoma State (54-30)

Large table listing game dates and results for Oklahoma State (54-30) against numerous opponents including Austin, Stillwater, and Tulsa.

Table listing game dates and results for Old Dominion (1-0) against Austin, Texas and Stillwater, Okla.

Old Dominion (1-0)

Summary table for Old Dominion (1-0) showing H: (0-0) A: (0-0) N: (1-0) and a list of opponents.

Oral Roberts (20-3-1)

Table listing game dates and results for Oral Roberts (20-3-1) against various opponents like Austin, Tulsa, and Stillwater.

Oregon State (1-0)

Summary table for Oregon State (1-0) showing H: (0-0) A: (0-0) N: (1-0) and a list of opponents.

Parsons College (1-0)

Summary table for Parsons College (1-0) showing H: (1-0) A: (0-0) N: (0-0) and a list of opponents.

Penn State (8-2)

Table listing game dates and results for Penn State (8-2) against opponents like Omaha, Stillwater, and Arlington.

Pepperdine (6-8)

Table listing game dates and results for Pepperdine (6-8) against opponents like Omaha, Stillwater, and Tulsa.

Phillips (4-0)

Summary table for Phillips (4-0) showing H: (4-0) A: (0-0) N: (0-0) and a list of opponents.





# TEXAS BASEBALL



\*-Conference Game ^-Conference Tournament  
 +-NCAA District Playoff/NCAA Regional  
 &-NCAA Super Regional  
 §-NCAA College World Series

## All-Time Results vs. Opponents

### Plano University (4-0)

H: (4-0) A: (0-0) N: (0-0)  
 May 02, 1975 Austin, Texas W, 3-0  
 May 02, 1975 Austin, Texas W, 5-0  
 May 03, 1975 Austin, Texas W, 2-1  
 May 03, 1975 Austin, Texas W, 16-0

### Polytechnic (7-1)

H: (7-1) A: (0-0) N: (0-0)  
 Apr. 12, 1911 Austin, Texas W, 8-1  
 Apr. 13, 1911 Austin, Texas W, 5-4  
 Mar. 25, 1912 Austin, Texas W, 7-4  
 Mar. 26, 1912 Austin, Texas W, 7-4  
 Mar. 19, 1913 Austin, Texas L, 0-2  
 Mar. 20, 1913 Austin, Texas W, 7-4  
 Apr. 28, 1913 Austin, Texas W, 3-0  
 Apr. 29, 1913 Austin, Texas W, 6-2

### Prairie View A&M (8-0)

H: (8-0) A: (0-0) N: (0-0)  
 May 07, 1977 Austin, Texas W, 5-1  
 May 07, 1977 Austin, Texas W, 9-2  
 May 08, 1977 Austin, Texas W, 4-0  
 May 08, 1977 Austin, Texas W, 6-2  
 May 04, 2010 Austin, Texas W, 6-0  
 May 03, 2011 Austin, Texas W, 8-0  
 May 01, 2012 Austin, Texas W, 5-2  
 April 30, 2013 Austin, Texas W, 1-0

### Princeton (1-0)

H: (1-0) A: (0-0) N: (0-0)  
 June 03, 2011+ Austin, Texas W, 5-3

### Purdue (3-0)

H: (3-0) A: (0-0) N: (0-0)  
 Mar. 11, 2005 Austin, Texas W, 9-1  
 Mar. 12, 2005 Austin, Texas W, 8-6  
 Mar. 13, 2005 Austin, Texas W, 8-0

### Quinnipiac (1-0)

H: (1-0) A: (0-0) N: (0-0)  
 June 03, 2005+ Austin, Texas W, 20-2

### Rice (220-53-2)

H: (123-16-1) A: (94-32-1) N: (3-5)  
 Apr. 19, 1915\* Houston, Texas W, 3-1  
 Apr. 20, 1915\* Houston, Texas W, 2-1  
 Apr. 30, 1915\* Austin, Texas W, 1-0  
 May 01, 1915\* Austin, Texas W, 3-0  
 Mar. 21, 1916\* Austin, Texas W, 4-1  
 Mar. 22, 1916\* Austin, Texas W, 8-6  
 Apr. 15, 1916\* Houston, Texas W, 8-3  
 Apr. 10, 1917 Austin, Texas W, 6-5  
 Apr. 10, 1917 Austin, Texas W, 2-1  
 May 03, 1918\* Houston, Texas W, 7-0  
 May 04, 1918\* Houston, Texas W, 15-3  
 Apr. 19, 1920\* Austin, Texas W, 12-2  
 Apr. 20, 1920\* Austin, Texas L, 2-4  
 Apr. 27, 1921\* Houston, Texas W, 22-2  
 Apr. 28, 1921\* Houston, Texas W, 5-4  
 Apr. 19, 1922\* Austin, Texas T, 6-6  
 Apr. 20, 1922\* Austin, Texas W, 9-0  
 Apr. 06, 1923\* Houston, Texas L, 1-3  
 Apr. 07, 1923\* Houston, Texas W, 12-3  
 Apr. 19, 1923\* Austin, Texas W, 11-1  
 Apr. 20, 1923\* Austin, Texas W, 18-6  
 Apr. 07, 1924\* Houston, Texas W, 17-1  
 Apr. 08, 1924\* Houston, Texas W, 7-1  
 Apr. 14, 1924\* Austin, Texas W, 10-0  
 Apr. 15, 1924\* Austin, Texas W, 7-2  
 Mar. 31, 1925\* Austin, Texas L, 3-8  
 Apr. 21, 1925\* Houston, Texas W, 8-3  
 Apr. 10, 1926\* Austin, Texas W, 13-2  
 Apr. 11, 1927\* Austin, Texas W, 5-2  
 Apr. 12, 1927\* Austin, Texas W, 14-7  
 Apr. 25, 1927\* Houston, Texas W, 5-3  
 Apr. 26, 1927\* Houston, Texas W, 3-1  
 Mar. 26, 1928\* Austin, Texas W, 2-1  
 Mar. 27, 1928\* Austin, Texas W, 10-9  
 May 11, 1928\* Houston, Texas W, 10-9  
 May 12, 1928\* Houston, Texas W, 3-2  
 Apr. 05, 1929\* Houston, Texas W, 5-3  
 Apr. 06, 1929\* Houston, Texas W, 4-3

May 15, 1929\* Austin, Texas W, 11-10  
 May 16, 1929\* Austin, Texas W, 13-2  
 Apr. 04, 1930\* Austin, Texas L, 2-3  
 Apr. 05, 1930\* Austin, Texas W, 13-1  
 May 05, 1930\* Houston, Texas W, 3-0  
 May 06, 1930\* Houston, Texas W, 4-2  
 Apr. 21, 1931\* Austin, Texas W, 20-5  
 May 15, 1931\* Houston, Texas W, 6-3  
 Apr. 04, 1932\* Houston, Texas L, 2-3  
 Apr. 05, 1932\* Houston, Texas W, 4-2  
 Apr. 23, 1932\* Austin, Texas W, 3-2  
 Apr. 24, 1932\* Austin, Texas W, 10-3  
 Mar. 28, 1936\* Houston, Texas W, 5-0  
 May 09, 1936\* Austin, Texas W, 16-2  
 Apr. 15, 1937 Austin, Texas W, 6-1  
 Apr. 30, 1937 Houston, Texas W, 8-7  
 May 01, 1937 Houston, Texas W, 13-8  
 Mar. 26, 1938\* Houston, Texas W, 5-2  
 Apr. 28, 1938\* Austin, Texas W, 9-0  
 Apr. 29, 1938\* Austin, Texas W, 8-1  
 Mar. 20, 1939\* Houston, Texas W, 8-6  
 Mar. 21, 1939\* Houston, Texas W, 8-0  
 Apr. 24, 1939\* Austin, Texas W, 5-2  
 Apr. 11, 1940\* Austin, Texas W, 26-7  
 Apr. 12, 1940\* Austin, Texas W, 18-4  
 Apr. 19, 1940\* Houston, Texas L, 6-7  
 Mar. 28, 1941\* Houston, Texas W, 16-6  
 Mar. 29, 1941\* Houston, Texas W, 9-3  
 May 13, 1941\* Austin, Texas W, 7-2  
 Apr. 01, 1942\* Austin, Texas W, 9-6  
 Apr. 02, 1942\* Austin, Texas W, 10-5  
 Apr. 02, 1943\* Houston, Texas W, 10-2  
 Apr. 03, 1943\* Houston, Texas W, 6-1  
 Apr. 21, 1943\* Austin, Texas W, 19-2  
 Apr. 22, 1943\* Austin, Texas W, 8-6  
 Apr. 21, 1944 Austin, Texas W, 5-0  
 Apr. 22, 1944 Austin, Texas W, 23-4  
 May 19, 1944 Houston, Texas W, 16-12  
 May 20, 1944 Houston, Texas W, 7-1  
 May 25, 1945\* Austin, Texas W, 17-3  
 May 26, 1945\* Austin, Texas W, 8-7  
 Apr. 12, 1946\* Houston, Texas W, 8-6  
 Apr. 13, 1946\* Houston, Texas W, 16-0  
 May 13, 1946\* Austin, Texas W, 4-0  
 Apr. 02, 1947\* Houston, Texas W, 10-2  
 May 01, 1947\* Austin, Texas W, 8-6  
 May 02, 1947\* Austin, Texas W, 12-4  
 Apr. 06, 1948\* Austin, Texas W, 8-2  
 Apr. 23, 1948\* Houston, Texas W, 3-0  
 Apr. 24, 1948\* Houston, Texas W, 14-2  
 Apr. 05, 1949\* Austin, Texas W, 15-7  
 Apr. 05, 1949\* Austin, Texas W, 5-0 (7)  
 May 11, 1949\* Houston, Texas W, 9-4  
 Apr. 21, 1950\* Houston, Texas W, 2-0  
 Apr. 22, 1950\* Houston, Texas W, 8-5 (10)  
 May 13, 1950\* Austin, Texas W, 5-0  
 Mar. 30, 1951\* Austin, Texas W, 16-2  
 Mar. 31, 1951\* Austin, Texas W, 3-1  
 May 04, 1951\* Houston, Texas W, 11-1  
 Apr. 01, 1952\* Austin, Texas W, 6-5  
 Apr. 25, 1952\* Houston, Texas W, 13-7  
 Apr. 26, 1952\* Houston, Texas W, 7-3  
 Mar. 31, 1953\* Houston, Texas T, 2-2 (15)  
 May 07, 1953\* Austin, Texas W, 7-2  
 May 07, 1953\* Austin, Texas W, 12-2  
 May 08, 1953\* Austin, Texas L, 2-4  
 Mar. 31, 1954\* Houston, Texas L, 3-8  
 Apr. 01, 1954\* Houston, Texas W, 3-2  
 Apr. 30, 1954\* Austin, Texas W, 6-0  
 Apr. 05, 1955\* Houston, Texas L, 1-3  
 Apr. 29, 1955\* Austin, Texas W, 8-0  
 Apr. 30, 1955\* Austin, Texas L, 2-4 (10)  
 Mar. 24, 1956\* Austin, Texas W, 12-0  
 Apr. 27, 1956\* Houston, Texas L, 2-4  
 Apr. 28, 1956\* Houston, Texas L, 3-7  
 Apr. 12, 1957\* Austin, Texas W, 7-5  
 Apr. 13, 1957\* Austin, Texas W, 22-5  
 May 06, 1957\* Houston, Texas W, 9-8  
 Mar. 21, 1958\* Houston, Texas W, 11-0  
 Mar. 22, 1958\* Houston, Texas W, 14-1  
 Apr. 15, 1958\* Austin, Texas W, 12-6  
 Apr. 07, 1959\* Houston, Texas W, 1-0  
 May 01, 1959\* Austin, Texas W, 10-7  
 May 02, 1959\* Austin, Texas L, 4-6  
 Apr. 15, 1960\* Austin, Texas W, 8-2  
 Apr. 22, 1960\* Houston, Texas L, 4-5  
 Apr. 23, 1960\* Houston, Texas W, 10-3  
 Apr. 21, 1961\* Austin, Texas W, 12-6  
 Apr. 22, 1961\* Austin, Texas W, 8-0 (7)  
 Apr. 22, 1961\* Austin, Texas W, 11-6  
 Mar. 24, 1962\* Austin, Texas W, 11-4  
 Apr. 12, 1962\* Houston, Texas W, 7-2  
 Apr. 13, 1962\* Houston, Texas L, 6-9  
 Apr. 02, 1963\* Houston, Texas W, 3-2  
 May 02, 1963\* Austin, Texas W, 5-4  
 May 03, 1963\* Austin, Texas W, 9-5  
 Mar. 17, 1964\* Austin, Texas W, 11-0  
 Apr. 10, 1964\* Houston, Texas W, 4-0  
 Apr. 11, 1964\* Houston, Texas W, 8-2  
 Mar. 27, 1965\* Houston, Texas W, 3-2  
 Apr. 08, 1965\* Austin, Texas W, 9-1  
 Apr. 09, 1965\* Austin, Texas W, 2-1  
 Mar. 16, 1966\* Austin, Texas W, 4-3  
 Apr. 22, 1966\* Houston, Texas W, 2-0  
 Apr. 23, 1966\* Houston, Texas L, 5-6  
 Mar. 11, 1967 Houston, Texas L, 2-3  
 Apr. 14, 1967 Austin, Texas W, 2-1  
 Apr. 15, 1967 Austin, Texas W, 4-1  
 Mar. 16, 1968\* Austin, Texas W, 7-3  
 Apr. 26, 1968\* Houston, Texas W, 4-2  
 Apr. 27, 1968\* Houston, Texas W, 8-3  
 Apr. 04, 1969\* Austin, Texas W, 5-3  
 Apr. 04, 1969\* Austin, Texas W, 7-0  
 Apr. 05, 1969\* Austin, Texas W, 8-2  
 Apr. 30, 1970\* Houston, Texas W, 2-1  
 Apr. 30, 1970\* Houston, Texas W, 5-1  
 Apr. 23, 1971\* Austin, Texas W, 16-7  
 Apr. 23, 1971\* Austin, Texas W, 19-7  
 Apr. 24, 1971\* Austin, Texas W, 12-4  
 Apr. 07, 1972\* Houston, Texas L, 3-10  
 Apr. 07, 1972\* Houston, Texas L, 0-4  
 Apr. 08, 1972\* Houston, Texas L, 4-8  
 Apr. 20, 1973\* Austin, Texas W, 3-2  
 Apr. 21, 1973\* Austin, Texas W, 13-1  
 Apr. 21, 1973\* Austin, Texas W, 10-8  
 Mar. 08, 1974\* Houston, Texas L, 4-5  
 Mar. 09, 1974\* Houston, Texas W, 3-2  
 Mar. 09, 1974\* Houston, Texas W, 4-1  
 Mar. 07, 1975\* Austin, Texas W, 9-1  
 Mar. 08, 1975\* Austin, Texas W, 3-0  
 Mar. 08, 1975\* Austin, Texas W, 9-1  
 Mar. 26, 1976\* Houston, Texas W, 6-0  
 Mar. 27, 1976\* Houston, Texas W, 8-2  
 Mar. 27, 1976\* Houston, Texas W, 9-6  
 Mar. 25, 1977\* Austin, Texas W, 8-2  
 Mar. 27, 1977\* Austin, Texas L, 3-4 (14)  
 Mar. 27, 1977\* Austin, Texas W, 11-2  
 Mar. 31, 1978\* Houston, Texas W, 5-1  
 Apr. 01, 1978\* Houston, Texas L, 2-6  
 Apr. 01, 1978\* Houston, Texas L, 2-3  
 Mar. 30, 1979\* Austin, Texas W, 12-3  
 Mar. 31, 1979\* Austin, Texas W, 7-0  
 Mar. 31, 1979\* Austin, Texas W, 16-0  
 Feb. 29, 1980\* Houston, Texas W, 5-0  
 Mar. 02, 1980\* Houston, Texas W, 5-0  
 Mar. 02, 1980\* Houston, Texas W, 4-2  
 Apr. 24, 1981\* Austin, Texas W, 8-1  
 Apr. 25, 1981\* Austin, Texas W, 4-1  
 Apr. 25, 1981\* Austin, Texas L, 3-7  
 May 15, 1981^ Austin, Texas W, 7-6 (20)  
 Apr. 23, 1982\* Houston, Texas W, 4-0  
 Apr. 26, 1982\* Houston, Texas W, 6-3  
 Apr. 26, 1982\* Houston, Texas L, 6-8  
 Apr. 15, 1983\* Austin, Texas W, 4-3  
 Apr. 16, 1983\* Austin, Texas W, 7-6  
 Apr. 16, 1983\* Austin, Texas W, 3-2  
 May 13, 1983^ Austin, Texas W, 4-3  
 Apr. 20, 1984\* Houston, Texas L, 2-3 (13)  
 Apr. 21, 1984\* Houston, Texas W, 3-2  
 Apr. 21, 1984\* Houston, Texas W, 10-4  
 Apr. 12, 1985\* Austin, Texas W, 6-5  
 Apr. 14, 1985\* Austin, Texas W, 5-4



# All-Time Results vs. Opponents

\*-Conference Game ^-Conference Tournament  
+-NCAA District Playoff/NCAA Regional  
&-NCAA Super Regional  
S-NCAA College World Series

Apr. 14, 1985*	Austin, Texas	W, 9-0
Apr. 11, 1986*	Houston, Texas	W, 2-0
Apr. 12, 1986*	Houston, Texas	W, 7-2
Apr. 12, 1986*	Houston, Texas	W, 10-3
Apr. 03, 1987*	Austin, Texas	W, 25-4
Apr. 04, 1987*	Austin, Texas	W, 11-1
Apr. 04, 1987*	Austin, Texas	W, 12-4
Apr. 08, 1988*	Houston, Texas	W, 15-2
Apr. 09, 1988*	Houston, Texas	L, 4-6
Apr. 09, 1988*	Houston, Texas	W, 11-9
Mar. 31, 1989*	Austin, Texas	W, 6-0
Apr. 01, 1989*	Austin, Texas	L, 0-4
Apr. 01, 1989*	Austin, Texas	W, 5-4
Mar. 31, 1990*	Houston, Texas	W, 2-1
Apr. 01, 1990*	Houston, Texas	W, 5-2
Apr. 05, 1991*	Austin, Texas	W, 10-4
Apr. 06, 1991*	Austin, Texas	W, 13-0
Apr. 07, 1991*	Austin, Texas	L, 5-11
Feb. 14, 1992*	Houston, Texas	W, 9-1
Feb. 15, 1992*	Houston, Texas	L, 4-9
Feb. 15, 1992*	Houston, Texas	W, 6-4
May 08, 1992*	Austin, Texas	W, 5-0
May 09, 1992*	Austin, Texas	W, 9-1
May 09, 1992*	Austin, Texas	L, 2-5
Apr. 16, 1993*	Houston, Texas	W, 10-0
Apr. 17, 1993*	Houston, Texas	W, 4-3
Apr. 18, 1993*	Houston, Texas	W, 13-9
Apr. 01, 1994*	Austin, Texas	L, 9-12
Apr. 02, 1994*	Austin, Texas	L, 6-8
Apr. 02, 1994*	Austin, Texas	W, 8-4
Mar. 31, 1995*	Houston, Texas	L, 8-10
Apr. 01, 1995*	Houston, Texas	W, 8-4
Apr. 01, 1995*	Houston, Texas	L, 4-5
Apr. 02, 1995*	Houston, Texas	L, 5-6
May 19, 1995^	College Station, Texas	W, 6-0
Mar. 29, 1996*	Austin, Texas	W, 9-6
Mar. 30, 1996*	Austin, Texas	W, 11-4
Mar. 30, 1996*	Austin, Texas	W, 7-6
Mar. 31, 1996*	Austin, Texas	W, 12-0
May 17, 1996^	Lubbock, Texas	L, 6-9
May 18, 1996^	Lubbock, Texas	L, 8-16
Mar. 28, 1998	Austin, Texas	L, 1-10
Mar. 29, 1998	Austin, Texas	W, 14-13
Apr. 07, 1998	Houston, Texas	L, 4-10
Feb. 02, 2001	Houston, Texas	L, 3-4
Mar. 13, 2001	Austin, Texas	W, 7-4
Apr. 24, 2001	Houston, Texas	L, 3-4
Apr. 09, 2002	Austin, Texas	W, 3-2
May 14, 2002	Houston, Texas	W, 4-2
June 15, 2002\$	Omaha, Neb.	W, 2-1
Mar. 11, 2003	Houston, Texas	L, 1-2
June 16, 2003\$	Omaha, Neb.	L, 2-12
June 18, 2003\$	Omaha, Neb.	L, 4-5
Feb. 14, 2004	Houston, Texas	W, 6-5
Mar. 02, 2004	Austin, Texas	W, 8-7
Mar. 09, 2004	Houston, Texas	W, 5-0
Apr. 13, 2004	Austin, Texas	W, 3-2
Mar. 09, 2005	Austin, Texas	W, 7-0
Apr. 20, 2005	Houston, Texas	W, 7-6
Feb. 11, 2006	Houston, Texas	W, 5-4
Mar. 07, 2006	Houston, Texas	W, 9-5
Mar. 22, 2006	Austin, Texas	W, 3-2
Mar. 27, 2007	Austin, Texas	W, 6-4
Apr. 17, 2007	Houston, Texas	L, 4-7
Mar. 01, 2008	Houston, Texas	L, 4-10
Mar. 11, 2008	Houston, Texas	W, 9-1
Apr. 01, 2008	Austin, Texas	L, 3-7
June 01, 2008+	Houston, Texas	L, 4-7
Mar. 17, 2009	Houston, Texas	L, 3-6
Apr. 21, 2009	Austin, Texas	L, 4-7
Mar. 05, 2010	Houston, Texas	W, 2-1
Mar. 16, 2010	Houston, Texas	L, 6-10
Mar. 23, 2010	Austin, Texas	W, 5-1
June 06, 2010+	Austin, Texas	W, 4-1
Mar. 02, 2012	Houston, Texas	W, 11-8

**Rider (1-0)**  
H: (1-0) A: (0-0) N: (0-0)  
June 04, 2010+ Austin, Texas W, 11-0

**Rutgers (1-1)**  
H: (0-0) A: (0-0) N: (1-1)  
June 15, 1950\$ Omaha, Neb. L, 2-4  
June 22, 1950\$ Omaha, Neb. W, 15-9

**Sacramento State (2-1)**  
H: (2-1) A: (0-0) N: (0-0)  
Feb. 15, 2013 Austin, Texas W, 6-5  
Feb. 16, 2013 Austin, Texas L, 3-5  
Feb. 17, 2013 Austin, Texas W, 2-1

**St. Edward's (23-16-2)**  
H: (22-16-2) A: (0-0) N: (1-0)  
Mar. 17, 1898 Austin, Texas W, 20-5  
Mar. 30, 1901 Austin, Texas W, 11-2  
Mar. 1902 Austin, Texas L, 7-10  
Apr. 09, 1902 Austin, Texas W, 9-6  
Apr. 01, 1903 Austin, Texas L, 4-9  
Mar. 17, 1904 Austin, Texas T, 7-7  
Apr. 04, 1904 Austin, Texas W, 4-3  
Apr. 09, 1904 Austin, Texas L, 3-4  
Apr. 23, 1904 Austin, Texas W, 5-1  
May 18, 1904 Austin, Texas L, 1-3  
May 19, 1904 Austin, Texas W, 4-1  
Mar. 24, 1905 Austin, Texas L, 7-11  
Mar. 28, 1905 Austin, Texas W, 11-2  
Apr. 12, 1905 Austin, Texas L, 1-2  
May 08, 1905 Austin, Texas W, 1-0  
May 11, 1905 Austin, Texas W, 2-0  
Mar. 31, 1906 Austin, Texas W, 13-1  
Apr. 16, 1906 Austin, Texas L, 1-9  
Mar. 14, 1907 Austin, Texas L, 2-6  
Apr. 01, 1907 Austin, Texas L, 0-4  
Mar. 05, 1908 Austin, Texas W, 3-1  
Mar. 25, 1908 Austin, Texas L, 4-8  
Mar. 28, 1908 Austin, Texas T, 2-2  
Apr. 03, 1908 Austin, Texas L, 4-8  
Apr. 20, 1908 Austin, Texas L, 0-2  
Mar. 05, 1909 Austin, Texas L, 7-11  
Mar. 25, 1909 Austin, Texas W, 8-1  
Apr. 05, 1909 Austin, Texas W, 9-0  
Apr. 12, 1909 Austin, Texas W, 2-0  
May 06, 1909 Austin, Texas W, 2-1  
Apr. 13, 1910 Austin, Texas L, 3-4  
Apr. 14, 1910 Austin, Texas W, 7-2  
Apr. 21, 1910# New Braunfels, Texas W, 10-6  
Mar. 02, 1911 Austin, Texas W, 4-2  
Apr. 01, 1911 Austin, Texas W, 6-5  
Mar. 17, 1913 Austin, Texas W, 8-6  
Apr. 05, 1913 Austin, Texas W, 7-1  
Mar. 04, 1914 Austin, Texas W, 14-2  
Mar. 04, 1915 Austin, Texas W, 12-6  
Mar. 30, 1915 Austin, Texas L, 7-11  
Mar. 03, 1916 Austin, Texas L, 5-9

**St. John's (2-2)**  
H: (0-0) A: (0-0) N: (2-2)  
June 22, 1949\$ Wichita, Kan. W, 7-1  
June 14, 1966\$ Omaha, Neb. L, 0-2  
May 30, 2008+ Houston, Texas L, 1-2  
June 01, 2008+ Houston, Texas W, 4-3

**St. Mary's (Texas) (59-7)**  
H: (51-6) A: (8-1) N: (0-0)  
Mar. 27, 1962 Austin, Texas W, 11-3  
Apr. 16, 1963 Austin, Texas W, 6-3  
Apr. 07, 1964 Austin, Texas W, 12-5  
Apr. 13, 1965 Austin, Texas W, 7-2  
Apr. 12, 1966 Austin, Texas W, 11-4  
Mar. 28, 1967 Austin, Texas L, 6-7  
Apr. 11, 1968 San Antonio, Texas W, 1-0  
May 01, 1968 Austin, Texas W, 9-0  
Mar. 12, 1969 Austin, Texas W, 13-7  
Apr. 07, 1970 San Antonio, Texas W, 2-1  
Apr. 07, 1970 San Antonio, Texas L, 6-7  
Mar. 09, 1971 Austin, Texas W, 12-1  
Mar. 09, 1971 Austin, Texas W, 9-3  
Mar. 07, 1972 Austin, Texas W, 7-0  
Mar. 07, 1972 Austin, Texas W, 7-2  
Mar. 25, 1972 San Antonio, Texas W, 6-0  
Mar. 25, 1972 San Antonio, Texas W, 11-1  
Mar. 06, 1973 Austin, Texas W, 1-0

Mar. 06, 1973 Austin, Texas W, 10-0  
Apr. 03, 1973 San Antonio, Texas W, 10-1  
Apr. 03, 1973 San Antonio, Texas W, 15-3  
Feb. 18, 1974 Austin, Texas W, 11-3  
Feb. 18, 1974 Austin, Texas W, 11-8  
Mar. 05, 1974 San Antonio, Texas W, 12-0  
Mar. 05, 1974 San Antonio, Texas W, 1-0  
Feb. 17, 1975 Austin, Texas W, 4-0  
Feb. 17, 1975 Austin, Texas W, 11-0  
Feb. 24, 1976 Austin, Texas L, 1-5  
Feb. 24, 1976 Austin, Texas L, 4-5  
May 10, 1976 Austin, Texas W, 9-0  
May 10, 1976 Austin, Texas W, 8-1  
Feb. 22, 1977 Austin, Texas W, 7-3  
Feb. 22, 1977 Austin, Texas W, 8-7  
Feb. 16, 1978 Austin, Texas L, 9-10  
Feb. 16, 1978 Austin, Texas W, 17-5  
Feb. 15, 1979 Austin, Texas W, 8-1  
Feb. 15, 1979 Austin, Texas W, 9-3  
Feb. 26, 1980 Austin, Texas W, 11-2  
Feb. 26, 1980 Austin, Texas W, 10-3  
Feb. 25, 1981 Austin, Texas W, 5-1  
Feb. 25, 1981 Austin, Texas W, 1-0  
Mar. 30, 1982 Austin, Texas W, 5-4  
Mar. 30, 1982 Austin, Texas W, 9-1  
Mar. 14, 1983 Austin, Texas L, 1-5  
Mar. 14, 1983 Austin, Texas W, 12-2  
Feb. 28, 1984 Austin, Texas W, 6-3  
Feb. 28, 1984 Austin, Texas W, 16-4  
Mar. 01, 1985 Austin, Texas W, 14-10  
Mar. 01, 1985 Austin, Texas W, 11-6  
Mar. 06, 1986 Austin, Texas W, 11-2  
Mar. 06, 1986 Austin, Texas W, 4-2  
Mar. 05, 1987 Austin, Texas W, 9-3  
Mar. 05, 1987 Austin, Texas W, 13-7  
Feb. 10, 1988 Austin, Texas W, 2-1 (8)  
Feb. 10, 1988 Austin, Texas W, 10-5  
Feb. 08, 1989 Austin, Texas W, 5-2  
Feb. 08, 1989 Austin, Texas W, 4-1  
Feb. 07, 1990 Austin, Texas W, 12-2  
Feb. 07, 1990 Austin, Texas W, 9-4  
Feb. 06, 1991 Austin, Texas W, 5-3  
Feb. 06, 1991 Austin, Texas W, 5-3  
Feb. 09, 1993 Austin, Texas W, 8-5  
Feb. 08, 1994 Austin, Texas W, 29-6  
Feb. 08, 1995 Austin, Texas W, 17-7  
Feb. 13, 1996 Austin, Texas W, 16-7  
Feb. 13, 1997 Austin, Texas L, 4-8

**Sam Houston State (72-18)**  
H: (70-18) A: (0-0) N: (2-0)  
Apr. 15, 1952 Austin, Texas W, 13-3  
Apr. 02, 1953 Austin, Texas W, 6-5  
Apr. 20, 1954 Austin, Texas W, 1-0  
Apr. 22, 1955 Austin, Texas W, 3-2  
Apr. 23, 1955 Austin, Texas L, 3-9  
Mar. 11, 1957 Austin, Texas L, 7-8  
Mar. 12, 1957 Austin, Texas W, 10-3  
Mar. 17, 1958 Austin, Texas L, 4-11  
Apr. 22, 1958 Austin, Texas L, 3-7  
Mar. 17, 1959 Austin, Texas W, 12-6  
Mar. 18, 1959 Austin, Texas L, 0-2  
Mar. 07, 1960 Austin, Texas W, 10-4  
Mar. 06, 1961 Austin, Texas W, 5-3  
Mar. 07, 1961 Austin, Texas W, 6-5  
Mar. 05, 1962 Austin, Texas W, 5-4  
Mar. 06, 1962 Austin, Texas L, 15-16 (7)  
Mar. 04, 1963 Austin, Texas L, 2-5 (10)  
Mar. 02, 1964 Austin, Texas W, 5-4  
Mar. 03, 1964 Austin, Texas L, 7-8  
Mar. 01, 1965 Austin, Texas W, 18-2  
Feb. 28, 1966 Austin, Texas W, 13-8  
Mar. 01, 1966 Austin, Texas W, 9-3  
Feb. 28, 1967 Austin, Texas L, 1-5  
Feb. 28, 1967 Austin, Texas W, 3-0  
Feb. 27, 1968 Austin, Texas W, 9-8  
Feb. 28, 1968 Austin, Texas W, 9-1  
Feb. 27, 1969 Austin, Texas W, 7-3  
Feb. 28, 1969 Austin, Texas W, 12-0  
May 09, 1969 Austin, Texas W, 1-0  
May 09, 1969 Austin, Texas W, 9-5





All-Time Results vs. Opponents

\*-Conference Game ^-Conference Tournament
+-NCAA District Playoff/NCAA Regional
&-NCAA Super Regional
§-NCAA College World Series

Table with columns for Date, Location, and Result. Includes games from Mar. 20, 1970\* to Mar. 22, 1980\*.

South Alabama (2-0)

Summary: H: (1-0) A: (0-0) N: (1-0). Games: May 24, 1975+; Mar. 23, 1987.

South Carolina (3-0)

Summary: H: (0-0) A: (0-0) N: (3-0). Games: June 12, 1975§; June 14, 1975§; June 22, 2002§.

Southeastern Oklahoma (4-0)

Summary: H: (4-0) A: (0-0) N: (0-0). Games: Mar. 22, 1983; Mar. 22, 1983; Mar. 19, 1984; Mar. 19, 1984.

Southern (1-0)

Summary: H: (1-0) A: (0-0) N: (0-0). Game: May 26, 1988+.

Southern Illinois (2-0)

Summary: H: (2-0) A: (0-0) N: (0-0). Games: May 22, 1986+; Mar. 10, 1998.

Southern Mississippi (2-0)

Summary: H: (1-0) A: (0-0) N: (1-0). Games: May 25, 1991+; June 25, 2009§.

Southwestern (86-18-2)

Summary: H: (68-10) A: (18-8-2) N: (0-0). Games from Apr. 12, 1900 to Apr. 26, 1909.

Main results table columns 2-4. Includes dates and results for various opponents like Georgetown, Texas, and Stanford.

Main results table columns 5-7. Includes dates and results for various opponents like Austin, Texas, and Round Rock, Texas.

Stanford (27-31-1)

Stanford game log with columns for Date, Location, and Result. Games from Mar. 03, 1987 to March 3, 2013.



# TEXAS BASEBALL



\*-Conference Game ^-Conference Tournament  
 +-NCAA District Playoff/NCAA Regional  
 &-NCAA Super Regional  
 \$-NCAA College World Series

## All-Time Results vs. Opponents

### Stephen F. Austin (8-0)

H: (8-0) A: (0-0) N: (0-0)
Apr. 03, 1991 Austin, Texas W, 6-4
Feb. 04, 1992 Austin, Texas W, 19-0
Feb. 04, 1992 Austin, Texas W, 12-3
Feb. 01, 1994 Austin, Texas W, 8-1
Feb. 01, 1994 Austin, Texas W, 13-0
Jan. 31, 1995 Austin, Texas W, 15-1
Jan. 31, 1995 Austin, Texas W, 6-3
Mar. 20, 2012 Austin, Texas W, 9-1

### Sul Ross (2-1)

H: (2-1) A: (0-0) N: (0-0)
Apr. 05, 1954 Austin, Texas L, 3-4 (11)
Mar. 21, 1988 Austin, Texas W, 11-0
Mar. 19, 1989 Austin, Texas W, 3-0

### Tarleton State (4-0)

H: (4-0) A: (0-0) N: (0-0)
Apr. 05, 1994 Austin, Texas W, 4-0
Feb. 21, 1995 Austin, Texas W, 15-3
Feb. 27, 1996 Austin, Texas W, 16-1
Feb. 11, 1997 Austin, Texas W, 11-8

### TCU (220-60-2)

H: (128-25) A: (82-31-2) N: (10-4)
Apr. 21, 1897# Waco, Texas W, 13-6
May 25, 1897 Austin, Texas W, 25-7
May 26, 1897 Austin, Texas W, 19-9
Apr. 03, 1903 Austin, Texas W, 9-3
May 06, 1904# Waco, Texas L, 2-4
Apr. 24, 1907# Waco, Texas W, 4-1
May 04, 1908 Austin, Texas L, 4-8
May 05, 1908 Austin, Texas W, 6-2
Apr. 09, 1909 Austin, Texas L, 2-5
Apr. 10, 1909 Austin, Texas W, 3-2
Apr. 19, 1909 Fort Worth, Texas L, 3-10
Apr. 20, 1909 Fort Worth, Texas W, 24-12
May 01, 1910 Fort Worth, Texas L, 3-6
May 02, 1910 Fort Worth, Texas L, 0-9
May 03, 1910 Fort Worth, Texas L, 1-7
May 21, 1910 Austin, Texas L, 0-3
Apr. 19, 1911 Fort Worth, Texas L, 0-1
Apr. 19, 1911 Fort Worth, Texas W, 2-0
May 17, 1912 Austin, Texas W, 3-2
May 18, 1912 Austin, Texas W, 21-2
May 05, 1913 Austin, Texas W, 4-2
May 06, 1913 Austin, Texas W, 3-2
Apr. 14, 1915 Austin, Texas W, 7-3
Apr. 15, 1915 Austin, Texas W, 8-0
May 03, 1916 Austin, Texas W, 2-0
May 04, 1916 Austin, Texas W, 1-0
Apr. 02, 1917 Austin, Texas W, 2-1
Apr. 03, 1917 Austin, Texas W, 5-4
Apr. 24, 1918 Austin, Texas W, 7-6
Apr. 25, 1918 Austin, Texas W, 5-3
Apr. 09, 1919 Austin, Texas W, 17-0
Apr. 10, 1919 Austin, Texas L, 2-3
Apr. 25, 1919 Fort Worth, Texas W, 2-1
Apr. 07, 1920 Austin, Texas W, 5-4
Apr. 08, 1920 Austin, Texas W, 3-2
Apr. 28, 1920 Fort Worth, Texas L, 0-6
Apr. 27, 1923* Austin, Texas W, 5-0
Apr. 28, 1923* Austin, Texas W, 15-6
Apr. 21, 1924* Fort Worth, Texas W, 20-4
Apr. 22, 1924* Fort Worth, Texas W, 3-2
May 10, 1924* Austin, Texas W, 12-7
Apr. 16, 1925* Fort Worth, Texas T, 7-7 (12)
May 05, 1925* Austin, Texas W, 16-1
Apr. 16, 1926* Austin, Texas L, 5-6
May 13, 1926* Fort Worth, Texas W, 11-0
Apr. 01, 1927* Fort Worth, Texas W, 3-0
Apr. 02, 1927* Fort Worth, Texas W, 9-4
May 13, 1927* Austin, Texas W, 4-0
May 14, 1927* Austin, Texas W, 10-6
Apr. 10, 1928* Fort Worth, Texas L, 3-4
Apr. 10, 1928* Fort Worth, Texas W, 6-1
Apr. 13, 1928* Austin, Texas W, 11-2
Apr. 14, 1928* Austin, Texas W, 3-0
Mar. 27, 1929* Austin, Texas W, 6-3
Mar. 28, 1929* Austin, Texas W, 9-4
May 03, 1929* Fort Worth, Texas L, 4-8

May 04, 1929* Fort Worth, Texas W, 17-10	Mar. 31, 1959* Austin, Texas W, 4-1
Apr. 28, 1930* Fort Worth, Texas W, 10-4	Apr. 10, 1959* Fort Worth, Texas W, 5-4
Apr. 29, 1930* Fort Worth, Texas L, 5-7	Apr. 05, 1960* Fort Worth, Texas W, 17-3
May 14, 1930* Austin, Texas L, 3-4	Apr. 30, 1960* Austin, Texas W, 17-1
May 14, 1930* Austin, Texas W, 5-2	Apr. 30, 1960* Austin, Texas W, 13-2
Apr. 24, 1931* Austin, Texas W, 7-3	Apr. 04, 1961* Fort Worth, Texas W, 15-13
May 01, 1931* Fort Worth, Texas W, 8-6	May 04, 1961* Austin, Texas L, 8-9
Apr. 08, 1932* Fort Worth, Texas L, 3-6	May 05, 1961* Austin, Texas W, 5-3
May 13, 1932* Austin, Texas L, 7-8	Apr. 04, 1962* Austin, Texas W, 9-7
Apr. 11, 1933* Fort Worth, Texas W, 8-3	May 02, 1962* Fort Worth, Texas W, 4-3
May 02, 1933* Austin, Texas L, 4-6	May 03, 1962* Fort Worth, Texas W, 7-3
Apr. 16, 1934* Fort Worth, Texas W, 8-6	Mar. 23, 1963* Fort Worth, Texas L, 1-3
Apr. 17, 1934* Fort Worth, Texas W, 4-2	Apr. 19, 1963* Austin, Texas W, 5-4
Apr. 27, 1934* Austin, Texas L, 3-4	Apr. 20, 1963* Austin, Texas W, 9-5
Apr. 28, 1934* Austin, Texas W, 8-1	Apr. 01, 1964* Austin, Texas W, 5-1
Apr. 12, 1935* Fort Worth, Texas W, 10-9	May 01, 1964* Fort Worth, Texas W, 3-1
Apr. 13, 1935* Fort Worth, Texas L, 3-4	May 02, 1964* Fort Worth, Texas L, 6-7
Apr. 26, 1935* Austin, Texas W, 9-1	Mar. 16, 1965* Fort Worth, Texas W, 5-4
Apr. 27, 1935* Austin, Texas W, 10-5	Apr. 30, 1965* Austin, Texas W, 9-1
Apr. 02, 1936* Austin, Texas W, 9-1	May 01, 1965* Austin, Texas W, 7-9
Apr. 03, 1936* Austin, Texas W, 14-4	Mar. 23, 1966* Austin, Texas L, 2-6
Apr. 18, 1936* Fort Worth, Texas W, 11-8	May 03, 1966* Fort Worth, Texas W, 2-1
Apr. 01, 1937 Fort Worth, Texas W, 8-6	May 03, 1966* Fort Worth, Texas W, 2-1
Apr. 02, 1937 Fort Worth, Texas W, 11-9	Apr. 01, 1967 Fort Worth, Texas W, 1-0
May 18, 1937 Austin, Texas L, 7-11	Apr. 21, 1967 Austin, Texas W, 7-11
Mar. 31, 1938* Austin, Texas W, 21-2	Apr. 22, 1967 Austin, Texas L, 3-5 (10)
Apr. 01, 1938* Austin, Texas W, 13-5	Mar. 05, 1968* Austin, Texas L, 9-10
May 09, 1938* Fort Worth, Texas W, 3-0	Apr. 19, 1968* Fort Worth, Texas L, 5-7
Apr. 14, 1939* Fort Worth, Texas W, 12-1	Apr. 20, 1968* Fort Worth, Texas W, 4-3
Apr. 15, 1939* Fort Worth, Texas W, 9-2	Mar. 21, 1969* Austin, Texas W, 7-3
Apr. 22, 1939* Austin, Texas W, 12-2	Mar. 21, 1969* Austin, Texas W, 8-6
Apr. 16, 1940* Austin, Texas W, 16-4	Mar. 22, 1969* Austin, Texas W, 7-5
Apr. 17, 1940* Austin, Texas W, 10-5	Apr. 24, 1970* Fort Worth, Texas W, 2-0
May 04, 1940* Fort Worth, Texas W, 21-3	Apr. 24, 1970* Fort Worth, Texas W, 14-0
Apr. 04, 1941* Fort Worth, Texas W, 18-9	Apr. 01, 1971* Austin, Texas W, 13-4
Apr. 05, 1941* Fort Worth, Texas W, 9-5	Apr. 01, 1971* Austin, Texas W, 6-0
May 20, 1941* Austin, Texas W, 12-2	Apr. 02, 1971* Austin, Texas W, 11-5
Apr. 25, 1942* Austin, Texas W, 10-3	Apr. 21, 1972* Fort Worth, Texas L, 1-2
Apr. 25, 1942* Austin, Texas W, 10-4	Apr. 21, 1972* Fort Worth, Texas W, 8-5
Apr. 16, 1945* Austin, Texas W, 10-3	Apr. 22, 1972* Fort Worth, Texas W, 5-1
Apr. 28, 1945* Fort Worth, Texas W, 10-3	Mar. 16, 1973* Austin, Texas W, 4-3 (11)
Apr. 28, 1945* Fort Worth, Texas L, 3-4	Mar. 16, 1973* Austin, Texas W, 9-4
Apr. 19, 1946* Austin, Texas W, 14-1	Mar. 17, 1973* Austin, Texas W, 4-0
Apr. 20, 1946* Austin, Texas W, 1-0	Apr. 19, 1974* Fort Worth, Texas W, 5-2
May 23, 1946* Fort Worth, Texas W, 13-1	Apr. 20, 1974* Fort Worth, Texas W, 10-4
Apr. 25, 1947* Fort Worth, Texas W, 4-3	Apr. 20, 1974* Fort Worth, Texas W, 8-2
Apr. 26, 1947* Fort Worth, Texas W, 12-1	Apr. 18, 1975* Austin, Texas W, 6-5
May 06, 1947* Austin, Texas W, 15-5	Apr. 19, 1975* Austin, Texas W, 18-3
Apr. 09, 1948* Austin, Texas W, 7-6	Apr. 19, 1975* Austin, Texas W, 14-0
Apr. 10, 1948* Austin, Texas W, 6-1	Mar. 12, 1976* Fort Worth, Texas W, 11-3
Apr. 08, 1949* Fort Worth, Texas W, 7-0	Mar. 14, 1976* Fort Worth, Texas W, 12-0
Apr. 09, 1949* Fort Worth, Texas W, 8-0	Mar. 14, 1976* Fort Worth, Texas W, 6-0
May 10, 1949* Austin, Texas W, 11-6	Mar. 11, 1977* Austin, Texas W, 14-1
Mar. 29, 1950* Austin, Texas W, 5-4	Mar. 12, 1977* Austin, Texas W, 8-0
Mar. 30, 1950* Austin, Texas W, 5-4	Mar. 12, 1977* Austin, Texas W, 8-4
May 08, 1950* Fort Worth, Texas W, 1-0	Apr. 14, 1978* Fort Worth, Texas W, 9-7
Apr. 13, 1951* Fort Worth, Texas W, 12-4	Apr. 15, 1978* Fort Worth, Texas W, 8-2
Apr. 14, 1951* Fort Worth, Texas W, 5-1	Apr. 15, 1978* Fort Worth, Texas L, 2-8
May 08, 1951* Austin, Texas L, 3-4	Apr. 13, 1979* Austin, Texas W, 3-1
Apr. 05, 1952* Fort Worth, Texas W, 2-1	Apr. 14, 1979* Austin, Texas W, 5-1
May 09, 1952* Austin, Texas W, 7-2	Apr. 14, 1979* Austin, Texas W, 15-5
May 10, 1952* Austin, Texas W, 21-6	May 02, 1980* Fort Worth, Texas W, 8-6
Apr. 21, 1953* Austin, Texas W, 15-1	May 03, 1980* Fort Worth, Texas L, 2-4
May 01, 1953* Fort Worth, Texas W, 12-5	May 03, 1980* Fort Worth, Texas L, 0-2
May 02, 1953* Fort Worth, Texas W, 7-4	Apr. 10, 1981* Austin, Texas W, 8-0
Apr. 09, 1954* Austin, Texas W, 3-2	Apr. 11, 1981* Austin, Texas W, 7-3
Apr. 10, 1954* Austin, Texas W, 13-3	Apr. 11, 1981* Austin, Texas W, 15-2
May 03, 1954* Fort Worth, Texas W, 6-3	Apr. 10, 1982* Fort Worth, Texas W, 6-4
Mar. 26, 1955* Fort Worth, Texas W, 5-1	Apr. 11, 1982* Fort Worth, Texas W, 9-1
Mar. 26, 1955* Fort Worth, Texas T, 1-1	Apr. 01, 1983* Austin, Texas W, 6-5
Apr. 19, 1955* Austin, Texas W, 7-1	Apr. 02, 1983* Austin, Texas L, 0-1
Apr. 19, 1955* Austin, Texas W, 6-5	Apr. 02, 1983* Austin, Texas W, 11-9
Apr. 13, 1956* Austin, Texas L, 2-6	Apr. 06, 1984* Fort Worth, Texas W, 12-1
Apr. 14, 1956* Austin, Texas L, 4-8	Apr. 07, 1984* Fort Worth, Texas L, 6-7 (10)
May 08, 1956* Fort Worth, Texas L, 1-9	Apr. 08, 1984* Fort Worth, Texas W, 16-8
Apr. 27, 1957* Fort Worth, Texas W, 9-5	Mar. 29, 1985* Austin, Texas W, 5-0
Apr. 27, 1957* Fort Worth, Texas L, 2-4	Mar. 30, 1985* Austin, Texas L, 2-4
May 07, 1957* Austin, Texas W, 4-0	Mar. 30, 1985* Austin, Texas W, 10-5
Mar. 27, 1958* Austin, Texas W, 8-4	Mar. 28, 1986* Fort Worth, Texas L, 2-7
Mar. 28, 1958* Austin, Texas W, 4-3 (11)	Mar. 29, 1986* Fort Worth, Texas W, 8-6 (8)
Apr. 21, 1958* Fort Worth, Texas W, 8-3	Mar. 29, 1986* Fort Worth, Texas W, 5-3







## All-Time Results vs. Opponents

\*-Conference Game ^-Conference Tournament  
 +-NCAA District Playoff/NCAA Regional  
 &-NCAA Super Regional  
 §-NCAA College World Series

Apr. 10, 1973	Seguin, Texas	W, 10-1	Apr. 23, 2002	Austin, Texas	L, 0-2	Apr. 20, 1986*	Lubbock, Texas	W, 6-3		
Feb. 26, 1974	Austin, Texas	W, 17-2	Feb. 11, 2003	Austin, Texas	W, 13-7	Apr. 20, 1986*	Lubbock, Texas	W, 11-2		
Feb. 26, 1974	Austin, Texas	W, 10-3	Mar. 18, 2003	Austin, Texas	L, 1-3	Apr. 10, 1987*	Austin, Texas	W, 11-1		
Mar. 12, 1974	Seguin, Texas	W, 3-0	Feb. 17, 2004	Austin, Texas	W, 4-1	Apr. 11, 1987*	Austin, Texas	W, 11-0		
Mar. 12, 1974	Seguin, Texas	W, 13-1	Apr. 20, 2004	Austin, Texas	W, 9-3	Apr. 11, 1987*	Austin, Texas	W, 8-3		
Feb. 25, 1975	Austin, Texas	W, 12-3	May 04, 2004	Austin, Texas	W, 5-4	Apr. 15, 1988*	Austin, Texas	W, 13-12		
Feb. 25, 1975	Austin, Texas	W, 8-3	Apr. 05, 2005	Austin, Texas	W, 3-2	Apr. 16, 1988*	Lubbock, Texas	W, 2-1		
Feb. 21, 1976	Austin, Texas	W, 10-2	Apr. 27, 2005	Austin, Texas	L, 1-2(10)	Apr. 16, 1988*	Lubbock, Texas	W, 11-9		
Feb. 21, 1976	Austin, Texas	W, 7-2	Feb. 22, 2006	Austin, Texas	W, 7-4	Apr. 07, 1989*	Austin, Texas	W, 8-2		
Feb. 19, 1977	Austin, Texas	W, 2-1	May 02, 2006	Austin, Texas	W, 2-1	Apr. 08, 1989*	Austin, Texas	W, 13-3		
Feb. 19, 1977	Austin, Texas	W, 9-1	Feb. 20, 2007	Austin, Texas	W, 7-1	Apr. 08, 1989*	Austin, Texas	W, 4-1		
Feb. 18, 1978	Austin, Texas	W, 8-1	Mar. 20, 2007	Austin, Texas	W, 5-3	Apr. 07, 1990*	Lubbock, Texas	W, 6-2		
Feb. 18, 1978	Austin, Texas	W, 13-3	Mar. 18, 2008	Austin, Texas	W, 9-6	Apr. 08, 1990*	Lubbock, Texas	W, 7-2		
Feb. 27, 1979	Austin, Texas	W, 13-4	Apr. 08, 2008	Round Rock, Texas	W, 5-3	Apr. 08, 1990*	Lubbock, Texas	W, 15-6		
Feb. 27, 1979	Austin, Texas	W, 13-1	Apr. 29, 2008	Austin, Texas	W, 11-0	Apr. 12, 1991*	Austin, Texas	W, 14-4		
Feb. 22, 1980	Austin, Texas	W, 5-4	Mar. 03, 2009	San Marcos, Texas	W, 6-5	Apr. 13, 1991*	Austin, Texas	W, 1-0 (8)		
Feb. 22, 1980	Austin, Texas	W, 8-6	Apr. 28, 2009	Austin, Texas	W, 12-2	Apr. 13, 1991*	Austin, Texas	L, 0-1 (7)		
Feb. 21, 1981	Austin, Texas	W, 10-0	Mar. 09, 2010	Austin, Texas	W, 4-3	Feb. 07, 1992*	Austin, Texas	W, 2-1		
Feb. 21, 1981	Austin, Texas	W, 10-1	Apr. 13, 2010	Austin, Texas	W, 3-1	Feb. 08, 1992*	Austin, Texas	W, 9-4		
Feb. 20, 1982	Austin, Texas	W, 7-1	Mar. 15, 2011	Austin, Texas	W, 4-3	Feb. 09, 1992*	Austin, Texas	W, 5-4		
Feb. 20, 1982	Austin, Texas	W, 7-5	Apr. 26, 2011	Austin, Texas	W, 2-0	Apr. 23, 1992*	Lubbock, Texas	W, 6-4		
Feb. 23, 1983	Austin, Texas	W, 13-2	June 05, 2011+	Austin, Texas	W, 4-3	Apr. 24, 1992*	Lubbock, Texas	W, 10-9		
Feb. 23, 1983	Austin, Texas	L, 2-3	Mar. 13, 2012	Austin, Texas	W, 6-1	Apr. 25, 1992*	Lubbock, Texas	W, 8-1		
Feb. 17, 1984	Austin, Texas	W, 9-1	Apr. 17, 2012	Austin, Texas	W, 2-0	Apr. 23, 1993*	Lubbock, Texas	W, 4-2		
Feb. 17, 1984	Austin, Texas	W, 12-10	March 26, 2013	Austin, Texas	W, 5-3	Apr. 24, 1993*	Lubbock, Texas	L, 6-13		
Feb. 15, 1985	Austin, Texas	W, 5-0	April 9, 2013	Austin, Texas	W, 12-5	Apr. 25, 1993*	Lubbock, Texas	L, 4-5		
Feb. 15, 1985	Austin, Texas	W, 8-1	<b>Texas Tech (103-39)</b>					Apr. 29, 1994*	Austin, Texas	L, 0-6
Feb. 14, 1986	Austin, Texas	W, 7-1	H: (57-16) A: (41-19) N: (5-4)					Apr. 30, 1994*	Austin, Texas	W, 9-6
Feb. 14, 1986	Austin, Texas	W, 7-2	Mar. 22, 1968*	Lubbock, Texas	W, 7-5	May 01, 1994*	Austin, Texas	L, 2-4		
Feb. 13, 1987	Austin, Texas	W, 14-3	Mar. 23, 1968*	Lubbock, Texas	W, 7-2	May 14, 1994^	Austin, Texas	W, 2-1		
Feb. 13, 1987	Austin, Texas	W, 10-3	Mar. 23, 1968*	Lubbock, Texas	W, 2-1	May 15, 1994^	Austin, Texas	W, 4-3		
Feb. 16, 1988	Austin, Texas	W, 8-4	Apr. 25, 1969*	Austin, Texas	L, 1-2	Mar. 16, 1995#	Houston, Texas	L, 3-4		
Feb. 16, 1988	Austin, Texas	W, 9-3	Apr. 25, 1969*	Austin, Texas	W, 12-1	Apr. 14, 1995*	Lubbock, Texas	L, 17-26		
Feb. 14, 1989	Austin, Texas	W, 8-1	Apr. 26, 1969*	Austin, Texas	W, 6-2	Apr. 15, 1995*	Lubbock, Texas	W, 10-7		
Feb. 14, 1989	Austin, Texas	L, 11-12	Apr. 03, 1970*	Lubbock, Texas	W, 4-0	Apr. 15, 1995*	Lubbock, Texas	L, 10-11		
Feb. 13, 1990	Austin, Texas	W, 16-5	Apr. 03, 1970*	Lubbock, Texas	W, 6-3	May 18, 1995^	College Station, Texas	L, 3-9		
Feb. 13, 1990	Austin, Texas	W, 5-1	Apr. 03, 1970*	Lubbock, Texas	W, 6-3	Mar. 14, 1996#	Houston, Texas	W, 9-5		
Feb. 19, 1991	Austin, Texas	W, 14-3	Mar. 19, 1971*	Austin, Texas	W, 1-0 (13)	Apr. 12, 1996*	Austin, Texas	W, 7-4		
Feb. 19, 1991	Austin, Texas	W, 8-1	Mar. 19, 1971*	Austin, Texas	W, 9-3	Apr. 13, 1996*	Austin, Texas	W, 3-2		
Feb. 23, 1993	Austin, Texas	W, 9-5	Mar. 20, 1971*	Austin, Texas	L, 4-6	Apr. 13, 1996*	Austin, Texas	W, 3-2		
Feb. 23, 1993	Austin, Texas	W, 12-0	Mar. 31, 1972*	Lubbock, Texas	W, 5-1	May 18, 1996^	Lubbock, Texas	W, 8-7		
Feb. 22, 1994	Austin, Texas	W, 6-3	Mar. 31, 1972*	Lubbock, Texas	L, 4-5	Mar. 07, 1997*	Austin, Texas	W, 7-6		
Feb. 14, 1995	Austin, Texas	W, 6-1	Apr. 01, 1972*	Lubbock, Texas	W, 12-5	Mar. 08, 1997*	Austin, Texas	L, 4-5		
Feb. 06, 1996	Austin, Texas	L, 5-12	Apr. 07, 1973*	Austin, Texas	W, 6-2	Mar. 09, 1997*	Austin, Texas	L, 6-10		
Feb. 05, 1997	Austin, Texas	L, 7-8	Apr. 07, 1973*	Austin, Texas	W, 9-0	Mar. 06, 1998*	Lubbock, Texas	L, 3-6		
					Mar. 15, 1974*	Lubbock, Texas	L, 3-5	Mar. 07, 1998*	Lubbock, Texas	L, 6-17
					Mar. 16, 1974*	Lubbock, Texas	W, 5-0	Apr. 16, 1999*	Austin, Texas	W, 5-4
					Mar. 16, 1974*	Lubbock, Texas	W, 16-1	Apr. 17, 1999*	Austin, Texas	L, 2-7
					Mar. 14, 1975*	Austin, Texas	W, 7-1	Apr. 18, 1999*	Austin, Texas	L, 12-13
					Mar. 15, 1975*	Austin, Texas	W, 7-1	May 19, 1999^	Oklahoma City, Okla.	W, 7-3
					Mar. 15, 1975*	Austin, Texas	W, 14-1	Apr. 14, 2000*	Lubbock, Texas	W, 3-1
					May 01, 1976*	Lubbock, Texas	L, 3-4	Apr. 15, 2000*	Lubbock, Texas	L, 9-11
					May 02, 1976*	Lubbock, Texas	W, 14-5	Apr. 16, 2000*	Lubbock, Texas	L, 4-6
					May 02, 1976*	Lubbock, Texas	W, 14-3	May 17, 2000^	Oklahoma City, Okla.	W, 8-4
					Feb. 25, 1977*	Austin, Texas	W, 9-3	May 19, 2000^	Oklahoma City, Okla.	L, 3-4
					Feb. 26, 1977*	Austin, Texas	W, 6-5	Mar. 09, 2001*	Austin, Texas	W, 9-8 (10)
					Feb. 26, 1977*	Austin, Texas	W, 11-0	Mar. 10, 2001*	Austin, Texas	L, 5-6 (10)
					Apr. 28, 1978*	Lubbock, Texas	W, 14-4	Mar. 11, 2001*	Austin, Texas	L, 3-4
					Apr. 29, 1978*	Lubbock, Texas	W, 5-0	Mar. 08, 2002*	Lubbock, Texas	L, 5-10
					Apr. 29, 1978*	Lubbock, Texas	L, 7-8	Mar. 09, 2002*	Lubbock, Texas	W, 6-3
					Apr. 27, 1979*	Austin, Texas	W, 4-1	Mar. 10, 2002*	Lubbock, Texas	L, 0-9
					Apr. 28, 1979*	Austin, Texas	W, 3-1	Mar. 28, 2003*	Austin, Texas	W, 5-4
					Apr. 28, 1979*	Austin, Texas	W, 5-1	Mar. 29, 2003*	Austin, Texas	W, 11-5
					Mar. 28, 1980*	Lubbock, Texas	W, 14-1	Mar. 30, 2003*	Austin, Texas	L, 2-5
					Mar. 30, 1980*	Lubbock, Texas	L, 2-3	Apr. 03, 2004*	Lubbock, Texas	W, 4-0
					Mar. 30, 1980*	Lubbock, Texas	W, 9-4	Apr. 03, 2004*	Lubbock, Texas	W, 10-0
					May 17, 1980^	College Station, Texas	W, 9-2	Mar. 24, 2005*	Austin, Texas	W, 7-3
					Mar. 13, 1981*	Austin, Texas	W, 17-3	Mar. 25, 2005*	Austin, Texas	W, 8-7
					Mar. 14, 1981*	Austin, Texas	W, 5-1	Mar. 17, 2006*	Lubbock, Texas	W, 4-3
					Mar. 14, 1981*	Austin, Texas	W, 7-6	Mar. 18, 2006*	Lubbock, Texas	L, 1-2
					May 02, 1982*	Lubbock, Texas	W, 9-7	May 24, 2006^	Oklahoma City, Okla.	W, 4-0
					Apr. 22, 1983*	Austin, Texas	W, 12-3	Apr. 13, 2007*	Austin, Texas	W, 7-2
					Apr. 23, 1983*	Austin, Texas	W, 9-1	Apr. 14, 2007*	Austin, Texas	W, 10-1
					Apr. 23, 1983*	Austin, Texas	W, 9-2	Apr. 15, 2007*	Austin, Texas	W, 4-2
					Apr. 28, 1984*	Lubbock, Texas	W, 7-3	Mar. 20, 2008*	Lubbock, Texas	W, 22-6
					Apr. 28, 1984*	Lubbock, Texas	W, 8-2	Mar. 21, 2008*	Lubbock, Texas	L, 5-7
					Apr. 30, 1984*	Lubbock, Texas	L, 5-8	Mar. 22, 2008*	Lubbock, Texas	W, 4-3
					Apr. 19, 1985*	Austin, Texas	W, 9-2	Mar. 27, 2009*	Austin, Texas	W, 9-5
					Apr. 20, 1985*	Austin, Texas	W, 16-15	Mar. 28, 2009*	Austin, Texas	L, 2-4
					Apr. 20, 1985*	Austin, Texas	W, 8-2	Mar. 29, 2009*	Austin, Texas	W, 8-1
					Apr. 18, 1986*	Lubbock, Texas	W, 16-5	Mar. 26, 2010*	Lubbock, Texas	L, 5-12







# TEXAS BASEBALL



## All-Time Results vs. Opponents

\*-Conference Game ^-Conference Tournament  
 +-NCAA District Playoff/NCAA Regional  
 &-NCAA Super Regional  
 S-NCAA College World Series

Jan. 30, 2001 Austin, Texas L, 4-7  
 Feb. 09, 2003 Austin, Texas W, 8-2  
 Feb. 09, 2003 Austin, Texas W, 11-3  
 Feb. 10, 2003 Austin, Texas W, 8-6  
 Feb. 22, 2005 Austin, Texas W, 5-4  
 Apr. 11, 2006 Austin, Texas L, 3-6  
 June 02, 2006+ Austin, Texas W, 9-1  
 Feb. 06, 2007# Round Rock, Texas W, 9-4  
 Apr. 16, 2008 Austin, Texas L, 3-4  
 Feb. 24, 2009 Austin, Texas W, 4-3  
 Apr. 20, 2010 Austin, Texas W, 21-2  
 Feb. 21, 2012 Austin, Texas L, 5-7  
 Feb. 19, 2013 Austin, Texas W, 2-1

### UTPA (44-6)

H: (36-1) A: (1-3) N: (7-2)  
 May 29, 1968+ Austin, Texas W, 3-0  
 May 30, 1968+ Austin, Texas L, 1-2 (10)  
 May 31, 1968+ Austin, Texas W, 10-6  
 Apr. 15, 1969 Austin, Texas W, 7-3  
 May 29, 1970+ Austin, Texas W, 2-1  
 May 30, 1970+ Austin, Texas W, 4-3 (11)  
 Mar. 05, 1971 Edinburg, Texas L, 5-6  
 Mar. 05, 1971 Edinburg, Texas W, 4-0  
 Mar. 06, 1971 Edinburg, Texas L, 3-4  
 Mar. 06, 1971 Edinburg, Texas L, 1-3  
 May 21, 1971+ San Antonio, Texas L, 0-1  
 May 22, 1971+ San Antonio, Texas L, 0-4  
 May 19, 1972+ San Antonio, Texas W, 1-0  
 May 19, 1972+ San Antonio, Texas W, 2-1  
 May 24, 1973+ Arlington, Texas W, 7-1  
 May 27, 1973+ Arlington, Texas W, 14-12 (13)  
 May 24, 1974+ Arlington, Texas W, 7-0  
 May 25, 1975+ Arlington, Texas W, 9-2  
 Feb. 28, 1977 Austin, Texas W, 3-0  
 Feb. 28, 1977 Austin, Texas W, 9-3  
 Mar. 01, 1977 Austin, Texas W, 4-1  
 Mar. 01, 1977 Austin, Texas W, 13-8  
 May 25, 1979+ Austin, Texas W, 4-2  
 May 24, 1980+ Austin, Texas W, 7-4  
 May 28, 1983+ Austin, Texas W, 6-1  
 May 24, 1986+ Austin, Texas W, 9-5  
 Mar. 09, 1999 Austin, Texas W, 23-6  
 Apr. 14, 1999 Austin, Texas W, 8-7  
 Mar. 21, 2000 Austin, Texas W, 12-4  
 Mar. 20, 2001 Austin, Texas W, 12-6  
 May 01, 2001 Austin, Texas W, 11-5  
 Mar. 22, 2002 Austin, Texas W, 10-0  
 Mar. 23, 2002 Austin, Texas W, 9-0  
 Mar. 24, 2002 Austin, Texas W, 20-0  
 Apr. 08, 2003 Austin, Texas W, 11-3  
 Apr. 22, 2003 Austin, Texas W, 6-5  
 Mar. 30, 2004 Austin, Texas W, 10-1  
 Feb. 09, 2005 Austin, Texas W, 7-1  
 May 03, 2005 Austin, Texas W, 12-0  
 Feb. 08, 2006 Austin, Texas W, 15-2  
 Apr. 25, 2006 Austin, Texas W, 8-6  
 Feb. 13, 2007# Round Rock, Texas W, 19-0  
 Apr. 24, 2007 Austin, Texas W, 11-1  
 Feb. 26, 2008 Austin, Texas W, 10-3  
 Feb. 27, 2008 Austin, Texas W, 5-0  
 Mar. 02, 2010 Austin, Texas W, 3-2  
 Apr. 19, 2011 Austin, Texas W, 4-2  
 Mar. 28, 2012 Austin, Texas W, 9-5  
 March 5, 2013 Austin, Texas W, 6-1  
 April 16, 2013 Austin, Texas W, 6-1

### UTSA (22-5)

H: (17-3) A: (5-2) N: (0-0)  
 Mar. 30, 1993 Austin, Texas W, 8-5  
 Mar. 29, 1994 Austin, Texas W, 9-6  
 Apr. 05, 1995 Austin, Texas W, 14-4  
 Mar. 06, 1996 Austin, Texas W, 14-3  
 Mar. 04, 1997 Austin, Texas W, 17-3  
 Feb. 03, 1998 Austin, Texas L, 0-3  
 Apr. 14, 1998 San Antonio, Texas L, 1-4  
 Feb. 09, 1999 Austin, Texas L, 10-11  
 Apr. 27, 1999 San Antonio, Texas W, 11-3  
 Feb. 15, 2000 Austin, Texas W, 5-4  
 Apr. 25, 2000 San Antonio, Texas W, 8-4

Feb. 06, 2001 Austin, Texas W, 4-0  
 Apr. 03, 2001 San Antonio, Texas W, 10-0  
 Feb. 19, 2002 Austin, Texas W, 20-3  
 Apr. 02, 2002 Austin, Texas W, 11-1  
 Feb. 18, 2003 Austin, Texas W, 14-1  
 Apr. 15, 2003 Austin, Texas W, 14-2  
 Mar. 16, 2004 San Antonio, Texas W, 5-0  
 Apr. 06, 2004 Austin, Texas W, 4-2  
 Feb. 15, 2005 Austin, Texas W, 10-0  
 Feb. 14, 2006 Austin, Texas W, 6-1  
 Apr. 18, 2006 San Antonio, Texas L, 10-14  
 Apr. 03, 2007 Austin, Texas W, 14-9  
 Mar. 17, 2008 San Antonio, Texas W, 16-5  
 Apr. 23, 2008 Austin, Texas L, 1-7  
 Apr. 27, 2010 Austin, Texas W, 6-4  
 Mar. 08, 2011 Austin, Texas W, 8-5(11)

### UW Milwaukee (3-0)

H: (3-0) A: (0-0) N: (0-0)  
 Mar. 02, 2001 Austin, Texas W, 8-1  
 Mar. 04, 2001 Austin, Texas W, 10-4  
 Mar. 05, 2001 Austin, Texas W, 9-3

### UW Stevens Point (2-0)

H: (2-0) A: (0-0) N: (0-0)  
 Mar. 15, 1977 Austin, Texas W, 7-4  
 Mar. 15, 1977 Austin, Texas W, 7-1

### VCU (8-1)

H: (8-1) A: (0-0) N: (0-0)  
 May 22, 1992+ Austin, Texas W, 2-0  
 May 25, 1992+ Austin, Texas L, 2-4  
 May 25, 1992+ Austin, Texas W, 12-3  
 Mar. 10, 1995 Austin, Texas W, 10-3  
 Mar. 13, 1995 Austin, Texas W, 12-2  
 Mar. 14, 1995 Austin, Texas W, 6-4  
 Feb. 22, 2008 Austin, Texas W, 6-2  
 Feb. 23, 2008 Austin, Texas W, 17-4  
 Feb. 24, 2008 Austin, Texas W, 10-2

### Vanderbilt (6-6)

H: (2-0) A: (4-6) N: (0-0)  
 May 11, 1900 Nashville, Tenn. W, 3-2  
 May 12, 1900 Nashville, Tenn. L, 4-14  
 Apr. 30, 1903 Nashville, Tenn. L, 9-17  
 May 01, 1903 Nashville, Tenn. W, 6-2  
 May 02, 1903 Nashville, Tenn. L, 5-8  
 May 16, 1905 Nashville, Tenn. W, 3-2  
 May 17, 1905 Nashville, Tenn. L, 2-6  
 Apr. 29, 1907 Nashville, Tenn. L, 0-11  
 Apr. 30, 1907 Nashville, Tenn. W, 5-3  
 May 01, 1907 Nashville, Tenn. L, 3-6  
 June 11, 2004& Austin, Texas W, 15-3  
 June 12, 2004& Austin, Texas W, 10-2

### Villanova (3-0)

H: (3-0) A: (0-0) N: (0-0)  
 Feb. 24, 2006 Austin, Texas W, 8-0  
 Feb. 25, 2006 Austin, Texas W, 4-1  
 Feb. 26, 2006 Austin, Texas W, 9-2

### Wabash College (1-0)

H: (0-0) A: (1-0) N: (0-0)  
 Apr. 30, 1914 Crawfordsville, Ind. W, 3-2

### Wake Forest (3-0)

H: (0-0) A: (2-0) N: (1-0)  
 June 23, 1949\$ Wichita, Kan. W, 8-1  
 June 25, 1949\$ Wichita, Kan. W, 10-3  
 June 03, 2007+ Round Rock, Texas W, 7-4

### Washington State (9-5)

H: (7-4) A: (0-0) N: (2-1)  
 June 20, 1950\$ Omaha, Neb. W, 12-1  
 June 23, 1950\$ Omaha, Neb. W, 3-0  
 June 07, 1965\$ Omaha, Neb. L, 5-12  
 Mar. 07, 1987 Austin, Texas W, 11-7  
 Mar. 08, 1987 Austin, Texas W, 3-2  
 Mar. 08, 1987 Austin, Texas L, 2-5  
 Mar. 16, 1990 Austin, Texas W, 8-1  
 Mar. 17, 1990 Austin, Texas L, 1-8  
 Mar. 18, 1990 Austin, Texas L, 4-7  
 Mar. 17, 1991 Austin, Texas W, 6-3  
 Mar. 17, 1991 Austin, Texas W, 7-4

Feb. 23, 2007 Austin, Texas W, 4-2  
 Feb. 24, 2007 Austin, Texas W, 11-2  
 Feb. 25, 2007 Austin, Texas L 6-7

### West Virginia (1-2)

H: (1-2) A: (0-0) N: (0-0)  
 April 19, 2013 Austin, Texas L, 0-1  
 April 20, 2013 Austin, Texas W, 12-0  
 April 21, 2013 Austin, Texas L, 3-6 (10)

### Weatherford College (1-0)

H: (1-0) A: (0-0) N: (0-0)  
 May 11, 1901 Austin, Texas W, 9-5

### Western Kentucky (1-0)

H: (1-0) A: (0-0) N: (0-0)  
 Mar. 11, 1987 Austin, Texas W, 18-6

### Western Michigan (0-1)

H: (0-0) A: (0-0) N: (0-1)  
 June 11, 1961\$ Omaha, Neb. L, 2-8

### Westminster (1-0)

H: (0-0) A: (1-0) N: (0-0)  
 Apr. 27, 1914 Fulton, Miss. W, 8-1

### Wichita State (2-3)

H: (2-0) A: (0-0) N: (0-3)  
 Mar. 01, 1982 Austin, Texas W, 2-0  
 Mar. 01, 1982 Austin, Texas W, 12-0  
 June 11, 1982\$ Omaha, Neb. L, 4-8  
 June 10, 1989\$ Omaha, Neb. L, 3-5  
 June 07, 1993\$ Omaha, Neb. L, 6-7

### Winthrop (2-0)

H: (2-0) A: (0-0) N: (0-0)  
 Mar. 05, 2002 Austin, Texas W, 2-1  
 Mar. 4, 2007 Austin, Texas W, 7-1

### Wisconsin (1-0)

H: (1-0) A: (0-0) N: (0-0)  
 Mar. 29, 1967 Austin, Texas W, 7-0

### Youngstown State (4-0)

H: (4-0) A: (0-0) N: (0-0)  
 June 4, 2004+ Austin, Texas W, 10-3  
 Feb. 25, 2005 Austin, Texas W, 14-0  
 Feb. 27, 2005 Austin, Texas W, 8-0  
 Feb. 27, 2005 Austin, Texas W, 8-2



# UFCU Disch-Falk Field History



**U**FCU Disch-Falk Field, recognized as one of the best collegiate baseball facilities in America, begins its 40th season of playing host to Longhorns baseball in 2014.

On August 1, 2006, University Federal Credit Union (UFCU) secured naming rights to the facility. In exchange for the naming rights, UFCU is contributing \$13.1 million over 15 years toward retirement of debt that financed the recent \$25 million renovation.

The renovation of UFCU Disch-Falk Field added a plethora of new seating opportunities. The lower bowl was expanded 135 feet down each foul line and field-level box seats were added between the dugouts, bringing fans closer to the action than ever before. The field also features an observation patio down the right-field line. The new design also incorporates 11 suites, making UFCU Disch-Falk Field a premier business entertainment destination.

One of the main goals of the renovation was to improve the amenities for the fans and offer a more enjoyable game-day experience. The improved UFCU Disch-Falk Field boasts more than double the amount of concession areas, box office windows and rest rooms.

Improving the aesthetics of UFCU Disch-Falk Field was also taken into consideration for the renovation. The venue features an enclosed concourse twice the size of the previous concourse, with approximately 20 feet added to the width. The stadium also features a brick and glass facade similar to that used in the renovations of Darrell K. Royal-Texas Memorial Stadium.

The renovation also added tremendous additions for the Texas baseball players with a new locker room, along with a new skills development area and indoor batting cages. New strength and conditioning, athletic training and team meeting rooms were also part of the additions.

In the fall of 2008, a FieldTurf playing surface replaced the older AstroTurf surface. The outfield fence is 10 feet high (20 in center field), with the dimensions being 340 feet down the left field line, 325 to right and 400 to straightaway center field. In the power alleys, it drops off quickly from 405 feet to 375 feet.

The left field foul line runs almost due north, and the right due east.

The field is located on Martin Luther King Boulevard between Comal Street and Interstate 35, just southeast of the main UT campus.

A new scoreboard and Jumbotron in left center field was installed during the final regular season games of the 2005 season while another video board was installed in right center field prior to the 2012 season.

UFCU Disch-Falk, named for two former Longhorns coaches, the late Billy Disch and the late Bibb Falk, was authorized in 1973 when it became apparent that the main campus of The University needed the land occupied by Clark Field.

The field was completed in time for the 1975 season, and it opened on February 17, 1975, when the eventual national champion Longhorns swept a doubleheader from St. Mary's by scores of 4-0 and 11-0.

The field was dedicated on April 19, 1975, when the Longhorns swept a doubleheader from TCU by scores of 18-3 and 14-0.

Old Clark Field was opened March 24, 1928, with the American League Detroit Tigers beating UT, 12-8, in an exhibition game. The final game at Clark Field was April 27, 1974, when Texas defeated Texas A&M, 4-3.

UFCU Disch-Falk Field was completed at a cost of \$2.5 million, and the artificial surface in the infield area was replaced in the summers of 1979 and 1995. An entirely new artificial surface was then installed in 1985 and again in 1999.

The top crowd to see a collegiate game at UFCU Disch-Falk Field came during the NCAA Central Regional Tournament on May 19, 1982, when 8,000 fans witnessed the Longhorns' 8-0 defeat of Oklahoma. The largest crowd on record, however, watched an exhibition game between the Longhorns and the Texas Rangers on April 5, 1977. About 10,000 fans, some of whom sat on the roped-off warning track in the outfield, attended that record-setting game.

For the 2012 season, a total of 158,428 fans came to UFCU Disch-Falk Field for an average of 6,337 fans over 25 home dates. In 2011, a total of 253,116 fans came to UFCU Disch-Falk Field for a record average of 6,490 fans.

The 2009 campaign was a record-setting season for UFCU Disch-Falk Field. For the first time ever, the Longhorns averaged over 6,000 in attendance. A total of 217,367 fans made it to 35 home dates for an average of 6,218 fans.



## UFCU Disch-Falk Field History

### HISTORICAL FIRSTS

**First Game:**  
Feb. 17, 1975. Texas swept a doubleheader from St. Mary's (Texas), 4-0 and 11-0.

**First Hit:**  
Blair Stouffer tripled in Mike Anderson in the bottom of the first inning during a 4-0 Texas win over St. Mary's (Texas).

**First Win:**  
Jim Gideon combined with Terry Ray on a 4-0 shutout of St. Mary's (Texas). Gideon was credited with the win.

**First Home Run:**  
Blair Stouffer hit a two-run home run in the seventh inning of UT's 9-5 win over Sam Houston State during the second game of a doubleheader on Feb. 21 – the fourth game of the 1975 season.

**First Loss:**  
Texas dropped a 3-0 decision to Sam Houston State during the first game of a doubleheader on Feb. 22, 1975.

**Dedication Game:**  
Dedication ceremonies took place on April 19, 1975. Texas swept TCU in a doubleheader that day by score of 18-3 and 14-0.

### HISTORICAL TIMELINE

Feb. 17, 1975 The Longhorns swept a doubleheader from St. Mary's, (Texas) 4-0 and 11-0, in their first games on the new field.

April 19, 1975 Stadium was dedicated as Disch-Falk Field prior to Texas' doubleheader sweep of TCU (18-3 and 14-0).

Summer 1979 New AstroTurf was installed on the infield.

May 19, 1982 The largest crowd ever to see a collegiate game at Disch-Falk Field – 8,000 fans – saw Texas defeat Oklahoma, 8-0, during the NCAA Central Regional.

Summer 1985 New AstroTurf was installed on the entire field.

Summer 1989 A new computerized scoreboard was installed.

Winter 1995 New AstroTurf was installed on the infield.

Winter 1996 The computerized scoreboard was upgraded.

Winter 1999 New AstroTurf was installed on the entire field, the outfield fence was constructed and padded and the clubhouse and team areas were renovated.

Spring 2005 New scoreboard with Jumbotron is installed.

Spring 2008 Work completed on \$25.8 million renovation of UFCU Disch-Falk Field.

Fall 2009 FieldTurf playing surface was installed.

Spring 2012 New videoboard installed in right field.

### YEAR-BY-YEAR RECORDS

Season	Games/ Dates	Total Atten.	Atten. Avg.	Record	Pct.
1975	42/24	n/a	n/a	38-4-0	.905
1976	41/23	n/a	n/a	29-12-0	.707
1977	50/29	n/a	n/a	46-4-0	.920
1978	40/23	n/a	n/a	30-10-0	.750
1979	47/29	n/a	n/a	43-4-0	.915
1980	50/28	n/a	n/a	41-9-0	.820
1981	59/34	n/a	n/a	53-5-1	.907
1982	47/27	n/a	n/a	45-2-0	.957
1983	64/41	106,775	2,604	52-12-0	.812
1984	54/34	100,166	2,946	47-7-0	.870
1985	55/35	120,840	3,453	50-5-0	.909
1986	53/37	103,555	3,571	43-10-0	.811
1987	55/38	149,581	3,936	50-5-0	.909
1988	50/38	150,587	3,963	43-7-0	.860
1989	50/39	126,682	3,248	41-9-0	.820
1990	52/42	161,372	3,668	40-12-0	.769
1991	51/42	147,068	3,129	40-11-0	.784
1992	38/29	134,549	4,340	31-7-0	.816
1993	54/47	231,980	4,833	46-8-0	.852
1994	54/47	249,038	5,185	39-15-0	.722
1995	38/35	173,372	4,953	35-3-0	.921
1996	45/39	183,414	4,703	29-16-0	.644
1997	38/37	164,831	4,455	22-16-0	.579
1998	31/28	147,970	5,258	17-13-1	.565
1999	32/31	154,423	4,981	22-10-0	.688
2000	39/37	159,101	4,300	30-9-0	.769
2001	35/37	165,914	4,484	25-10-0	.714
2002	40/36	172,490	4,791	34-6-0	.850
2003	39/36	191,671	5,324	31-8-0	.795
2004	39/38	202,395	5,326	34-5-0	.872
2005	41/39	214,202	5,492	36-5-0	.878
2006	31/30	166,701	5,557	25-6-0	.806
2007	31/31	149,670	4,828	25-6-0	.806
2008	31/30	179,282	5,976	19-12-0	.613
2009	40/35	217,637	6,218	32-7-1	.813
2010	41/39	256,278	6,571	35-6	.854
2011	45/42	273,029	6,500	36-9	.800
2012	27/25	158,428	6,337	20-7	.741
2013	32/31	185,400	5,793	22-10	.688
<b>Totals</b>	<b>1,701/1,342</b>	<b>5,298,491</b>	<b>3,948</b>	<b>1,376-322-3</b>	<b>.810</b>

### DIMENSIONS

Left – 340 ft.  
Right – 325 ft.  
Center – 400 ft.  
Power Alleys – 405-375 ft.



## Clark Field History

### CLARK FIELD I

Clark Field served as the home of the Texas Baseball team from its beginnings in the 1890s until 1927. The field was unnamed until 1904 when The University named the field in honor of James Benjamin Clark, who served UT in several capacities since it opened in 1883.

The field was located at Speedway and East 24th Street. In the beginning, fans either stood or watched from their buggies until bleachers were built in the early 1900s. A covered grandstand was built along Speedway in 1908 to increase the seating capacity for football games. Home plate resided at the northwest corner with the first base line pointing due south. The distance to the right field wall was 350 feet while the distance to the left was only 300 feet.

The first intercollegiate game to be played at Clark Field was against Add Ran College in 1897. Texas won 25-7. Add Ran College later changed its name to Texas Christian (TCU) and moved from Waco to Fort Worth. Texas played to a 7-7 tie with St. Edward's in the first game played after the field was officially named Clark Field. The coach of St. Edward's at the time was William J. Disch, who seven years later would move to the other side of the Colorado River to coach Texas.

From 1915 to 1927, Texas would win 12 of the first 13 Southwest Conference (SWC) titles, all at Clark Field. In 1927, Texas swept TCU in the last game played at Clark Field to win the 12th title. With the conclusion of the 1927 campaign, Texas said farewell to Clark Field I.

### CLARK FIELD II

When Clark Field II opened in 1928, it did so amid controversy. People were not upset with the fact that old Clark Field was being abandoned, but rather about the name of the facility. There was very strong support to name the new field Disch Field after Texas coach William Disch.

In an editorial in the *Austin American-Statesman*, sports editor Duby BuBose wrote, "How could any name mean more to Texas and the entire collegiate Southwest in a baseball way than that of William Disch, we'd like to ask? It would be foolish or decidedly misfit to name the new park anything other than Disch Field."

The University cited a rule that no building or place was to be named after a living person despite the fact that UT had already named the tennis courts after Dr. D.A. Penick, who would not pass on for another 40 years.

The new facility was located at the corner of East 23rd Street and Red River Street (now East Campus Drive). It lay just north of Texas

Memorial Stadium, which had been built in 1924.

Texas' first game in the new park was against the Detroit Tigers, who beat the Longhorns by a 12-8 count. University President H.Y. Benedict threw out the ceremonial first pitch in the new park in front of an overflow crowd of 3,500 fans. Texas would play its first collegiate opponent there two days later as it posted a 2-1 victory over Rice. The visit by the Detroit Tigers was just one of six different Major League teams that would take on the Longhorns at Clark Field over the next 11 years. Three of the more frequent visitors were the New York Yankees, New York Giants and Chicago White Sox.

In 1929, the Longhorns took the two-time defending world champion Yankees to the wire. With the game tied 6-6 in the top of the 9th, Lou Gehrig stood at the plate with a runner on second and two outs. Texas pitcher Mario De La Fuente worked the count to two balls and two strikes on the Yankee slugger. His next pitch appeared to be a strike and even Gehrig turned to head back for the dugout. The umpire however called the pitch a ball. On De La Fuente's 3-2 offering, Gehrig hit a monster home run that not only cleared the right field fence, but Red River Street as well. The ball came to rest in the garden of a fraternity house across from the stadium, some 580 feet from home plate.

In 1930, the Longhorns would again give the Bronx Bombers difficulty. It took a three-run double by Babe Ruth in the ninth to secure a 4-2 win for the Yankees.

Clark Field was probably one of the most unique ballparks in history. The outfield was rimmed by a small cliff about 12 to 15 feet high. Dubbed Billygoat Hill, the area above the cliff was fair territory, which usually meant a homer or triple for anyone who managed to hit a ball there. Austin American-Statesman writer George Breazeale once wrote of Clark Field, "There probably is no other man-made work of nature quite like it in America. All across this nation are former collegiate outfielders, some old and some stooped, who remember the good old days, the great games - and reserve invectives for 'Billygoat Hill'."

Over the years, several Horns developed a technique to scale the cliff and hold hits up there to long triples. One time an Aggie tried to duplicate their technique, but once atop the cliff he found himself stranded. The game was delayed a few minutes as he tried to make his way back to his position.

Texas said farewell to Clark Field in 1974 with an 11-6 victory over Lubbock Christian. In the final Southwest Conference (SWC) game at the park, Texas defeated Texas A&M 4-3, as the Longhorns won their 37th SWC title at Clark Field.



# TEXAS BASEBALL



## Attendance Records

### TOP CROWDS AT UFCU DISCH-FALK FIELD

Attendance	Date	Opponent	Attendance	Date	Opponent
1. 10,000	April 5, 1977	Texas Rangers (exh.)	51. 7,223	June 2, 2002	Baylor
2. 8,234	April 2, 1991	Texas Rangers (exh.)	52. 7,220	June 6, 2009	TCU
3. 8,000	May 29, 1982	Oklahoma	53. 7,209	Jun. 7, 2002	Houston
4. 7,876	April 16, 2010	Texas A&M	54. 7,205	June 7, 2009	TCU
5. 7,839	May 29, 1994	Oklahoma	55. 7,202	May 28, 1989	Oklahoma State
6. 7,825	May 28, 1994	Nevada	56. 7,201	April 16, 2011	Texas Tech
7. 7,812	May 27, 1994	Stanford	57. 7,200	May 24, 1992	Long Beach State
8. 7,790	June 12, 2004	Vanderbilt	7,200	May 22, 1986	Southern Illinois
9. 7,785	May 20, 2011	Texas A&M	7,200	Apr. 26, 1986	Texas A&M
10. 7,782	Feb. 10, 1990	Arizona State	7,200	April 25, 1986	Texas A&M
11. 7,748	March 13, 2012	Texas State	7,200	May 24, 1985	Houston
12. 7,741	April 29, 2012	Texas A&M	62. 7,183	March 18, 1994	Texas A&M
13. 7,716	April 28, 2012	Texas A&M	63. 7,172	June 12, 2011	Arizona State
14. 7,616	Feb. 11, 1990	Arizona State	64. 7,168	May 30, 1988	California
15. 7,613	May 10, 2009	Texas A&M	65. 7,165	May 1, 1993	Texas A&M
16. 7,533	May 21, 2011	Texas A&M	66. 7,151	Feb. 27, 2010	Stanford
17. 7,531	April 18, 2009	Oklahoma	67. 7,150	Feb. 9, 1987	Miami (Fla.)
18. 7,517	June 3, 2000	Penn State	68. 7,148	May 17, 2003	Texas A&M
19. 7,500	May 25, 1985	Oklahoma	69. 7,140	June 5, 2010	Louisiana
7,500	May 4, 1985	Houston	70. 7,138	April 25, 2010	Oklahoma State
7,500	May 29, 1983	Mississippi State	7,138	April 28, 1990	Arkansas
22. 7,496	June 2, 2000	Penn State	72. 7,131	June 6, 2010	Rice
23. 7,485	June 11, 2004	Vanderbilt	73. 7,120	June 4, 2010	Rider
24. 7,483	May 29, 1989	New Orleans	74. 7,116	Feb. 10, 1991	Miami (Fla.)
25. 7,408	April 13, 1990	Texas A&M	75. 7,106	April 30, 2011	Oklahoma
26. 7,401	April 10, 2010	Kansas	76. 7,104	May 30, 2009	Boston College
7,401	May 31, 1993	USC	77. 7,103	April 27, 1990	Arkansas
28. 7,384	May 9, 2009	Texas A&M	78. 7,100	May 26, 1991	Long Beach State
29. 7,374	June 8, 2002	Houston	79. 7,067	April 17, 2011	Texas Tech
30. 7,366	April 21, 2009	Rice	80. 7,035	April 2, 2011	Missouri
31. 7,363	May 30, 1993	USC	81. 7,034	May 31, 2009	Army
32. 7,356	June 13, 2010	TCU	82. 7,024	May 13, 1993	Texas A&M
33. 7,339	April 29, 2011	Oklahoma	83. 7,007	March 15, 2011	Texas State
34. 7,333	May 25, 1992	VCU	84. 7,004	March 8, 2008	Stanford
35. 7,332	April 22, 1994	Grand Canyon	85. 7,003	March 23, 2010	Rice
36. 7,315	June 12, 2010	TCU	86. 7,000	March 20, 1992	Texas A&M
37. 7,314	April 24, 2010	Oklahoma State	7,000	May 25, 1991	Southern Miss
38. 7,313	April 19, 2009	Oklahoma	7,000	May 24, 1987	Houston
39. 7,312	June 11, 2010	TCU	7,000	May 21, 1987	Lamar
40. 7,311	April 23, 1988	Texas A&M	7,000	March 22, 1986	Arkansas
41. 7,308	April 21, 2012	Kansas	7,000	May 26, 1985	Lamar
42. 7,286	April 15, 2011	Texas Tech	7,000	May 4, 1984	Texas A&M
43. 7,278	June 11, 2011	Arizona State	93. 6,989	March 14, 2010	Iowa
44. 7,277	June 9, 2002	Houston	94. 6,987	March 15, 2009	Missouri
45. 7,250	April 22, 1988	Texas A&M	95. 6,982	April 2, 1988	Baylor
46. 7,241	June 8, 2009	TCU	96. 6,965	April 19, 2008	Oklahoma State
47. 7,240	March 19, 2010	Nebraska	97. 6,958	May 29, 1988	California
48. 7,235	June 10, 2011	Arizona State	98. 6,957	April 14, 1990	Texas A&M
49. 7,231	Feb. 9, 1991	Miami (Fla.)	99. 6,947	May 28, 1988	New Orleans
50. 7,228	March 5, 2011	Stanford	100. 6,929	May 7, 1988	Arkansas



# TEXAS BASEBALL



## Attendance Records

### TWO-GAME SERIES

	<u>Atten.</u>	<u>Date</u>	<u>Opponent</u>	<u>Avg.</u>
1.	15,511	May 1-2, 2010	Baylor	7,756
2.	15,457	April 28-29, 2012	Texas A&M	7,729
3.	15,318	May 20-21, 2011	Texas A&M	7,659
4.	15,275	June 11-12, 2004	Vanderbilt	7,638
5.	15,013	June 2-3, 2000	Penn State	7,507
6.	14,997	May 9-10, 2009	Texas A&M	7,498
7.	14,844	April 18-19, 2009	Oklahoma	7,422
8.	14,250	Feb. 8-9, 1987	Miami (Fla.)	7,125
9.	14,086	May 1-2, 1993	Texas A&M	7,043
10.	14,071	June 1-2, 2002	Baylor	7,036
11.	13,873	May 17-18, 2003	Texas A&M	6,937
12.	13,442	May 1-2, 1999	Texas A&M	6,721
13.	13,428	April 29-30, 1995	Texas A&M	6,714
14.	13,120	May 18-19, 2012	Baylor	6,560
15.	13,019	March 14-15, 2009	Missouri	6,509
16.	12,997	May 21-22, 2005	Texas A&M	6,499
17.	12,746	April 17-18, 2004	Baylor	6,373
18.	12,706	April 14-15, 2006	Baylor	6,353
19.	12,695	May 5-6, 2001	Texas A&M	6,348
20.	12,459	May 2-4, 2008	Baylor	6,229

### THREE-GAME SERIES

	<u>Atten.</u>	<u>Date</u>	<u>Opponent</u>	<u>Avg.</u>
1.	21,983	June 11-13, 2010	TCU	7,328
2.	21,872	April 22-23, 1988	Texas A&M	7,291
3.	21,860	June 7-9, 2002	Houston	7,287
4.	21,685	June 10-12, 2011	Arizona State	7,228
5.	21,666	June 6-8, 2009	TCU	7,222
6.	21,600	April 25-26, 1986	Texas A&M	7,200
7.	21,554	April 15-17, 2011	Texas Tech	7,185
8.	21,379	April 27-28, 1990	Arkansas	7,126
9.	21,322	April 13-14, 1990	Texas A&M	7,107
10.	21,222	April 29-May 1, 2011	Oklahoma	7,074
11.	20,843	Feb. 9-11, 1990	Arizona State	6,948
12.	20,645	April 23-25, 2010	Oklahoma State	6,882
13.	20,590	Feb. 8-10, 1991	Miami (Fla.)	6,863
14.	20,262	March 4-6, 2011	Stanford	6,754
	20,262	April 9-11, 2010	Kansas	6,754
16.	20,174	April 13-14, 2012	Oklahoma State	6,725
17.	20,015	April 20-22, 2012	Kansas	6,672
18.	19,916	March 18-20, 2011	Kansas State	6,639
19.	19,773	April 18-20, 2008	Oklahoma State	6,591
20.	19,699	April 1-3, 2011	Missouri	6,566
21.	19,683	April 12-13, 1996	Texas Tech	6,561
22.	19,638	Feb. 26-28, 2010	Stanford	6,546
23.	19,626	March 27-29, 2009	Texas Tech	6,542
24.	19,615	Feb. 22-23, 2003	Stanford	6,538
25.	19,556	March 7-9, 2008	Stanford	6,522
26.	19,473	April 21-22, 1989	Houston	6,491
27.	19,191	April 1-2, 1988	Baylor	6,397
28.	19,060	March 14-16, 2008	Kansas	6,353
29.	19,050	March 19-21, 2010	Nebraska	6,350
30.	19,005	March 21-22, 1986	Arkansas	6,335

### FOUR-GAME SERIES

	<u>Atten.</u>	<u>Date</u>	<u>Opponent</u>	<u>Avg.</u>
1.	20,490	March 12-14, 2010	Iowa	5,123
2.	19,913	Feb. 18-20, 2011	Maryland	4,978
3.	18,095	March 11-13, 2011	Brown	4,523
4.	17,608	Feb. 20-21, 1988	UT Arlington	4,402
5.	17,269	March 29-31, 1996	Rice	4,317
6.	17,201	April 7-9, 1995	TCU	4,300
7.	14,400	Feb. 14-15, 1987	UT Arlington	3,600
8.	11,900	Feb. 15-16, 1986	UT Arlington	2,975



# TEXAS BASEBALL



## Year-by-Year Results

### 1896

Collegiate Record: 0-1  
Overall Record: 1-5-3

Blind Institute	L	3-5
Manchaca	W	46-19
Dime Box	L	32-35
Jonah	L	0-16
St. Elmo	tie	6-6
Stuart's Seminary	tie	2-2
Deaf School	tie	0-0
Sixth Ward	L	3-32
M24 St. Edward's	L	12-28
M28 St. Edward's		

\*The records of the first two seasons of baseball are very incomplete. The first eight games of year two (above) were taken from the Cactus Yearbook, but the dates were not given. The other two games were taken from the Alcalde; the score of the second game was not given. The results, due to their inability to be verified, are not included in Texas' all-time record.

### 1897

Collegiate Record: 3-0  
Overall Record: 6-5

M13 Tenth Ward	L	5-7
M26 Austin YMCA	W	13-4
M27 Deaf School	W	10-2
A3 Austin (T.L.)	L	10-26
A10 Austin (T.L.)	L	6-22
A21 at Add Ran (TCU - Waco)	W	13-6
M3 at Bastrop	L	6-13
M4 at Bastrop	L	4-7
M25 Add Ran (TCU)	W	25-7
M26 Add Ran (TCU)	W	19-9
M27 Austin YMCA	W	21-5

### 1898

Collegiate Record: 1-0  
Overall Record: 1-4

M10 Austin (T.L.)	L	11-19
M17 St. Edward's	W	20-5
A2 at San Antonio	L	0-10
A6 Austin (T.L.)	L	4-16
A21 Beach Club in Galveston	L	1-2

### 1899

Collegiate Record: 8-0-1  
Overall Record: 11-1-1

<b>Southern Inter. Athletic Assoc. Champions</b>		
M25 Austin YMCA	W	9-3
A1 Austin YMCA	W	21-0
A8 Austin (T.L.)	W	12-3
A14 LSU	W	8-6
A15 at Tulane	tie	3-3 (12)
A17 at Alabama	W	9-3
A18 at Alabama	W	10-1
A19 at Alabama	W	4-2
A22 at Tulane	W	12-1
M4 LSU	W	3-0
M5 LSU	W	5-4
M6 LSU	W	4-1
M13 Austin (T.L.)	L	0-12

### 1900

Collegiate Record: 7-2-1  
Overall Record: 14-2-1

A5 Austin Semi-Pro	W	5-1
A11 Austin Semi-Pro	W	21-7
A12 Southwestern	W	13-3
Austin Semi-Pro	W	10-3
A14 Austin YMCA	W	7-4
A18 Austin YMCA	W	6-1
A21 at San Antonio (T.L.)	W	3-1
A26 Austin College	W	18-0
M3 Austin YMCA	W	13-1
M7 at Jefferson Military (Miss.)	W	8-3
M8 at Jefferson Military (Miss.)	tie	7-7 (11)
M9 at Mississippi	W	3-1
M10 at Mississippi	W	9-0
M11 at Vanderbilt	W	3-2
M12 at Vanderbilt	L	4-14
M14 at Sewanee (Tenn.)	W	3-2
M15 at Sewanee (Tenn.)	L	3-4

### 1901

Collegiate Record: 10-2  
Overall Record: 11-2

M30 St. Edward's	W	11-2
A6 Deaf School	W	8-1
A18 Ft. Worth University	W	32-2
A21 Southwestern	W	6-3
A29 at LSU	L	1-2
A30 at Jefferson Military (Miss.)	W	13-8
M1 at Jefferson Military (Miss.)	W	4-1
M2 at LSU	W	6-1
M4 at Tulane	W	13-5
M6 at Mississippi	W	9-6
M9 at Mississippi	L	3-4
M11 Weatherford College	W	9-5
M13 at Southwestern	W	6-5

### 1902

Collegiate Record: 13-2-1  
Overall Record: 13-3-1

St. Edward's	L	7-10
M29 Deaf School	L	8-12
A9 St. Edward's	W	9-6
A11 at Southwestern	W	5-1
A17 LSU	W	20-1
A18 LSU	W	20-1
A19 LSU (exhib.)	tie	1-1
A25 at Tulane	W	8-7
A28 at LSU	W	5-2
A29 at Jefferson Military (Miss.)	W	15-2
A30 at Mississippi	W	4-0
M1 at Mississippi	L	1-2
M2 at Arkansas	W	4-3
M3 at Arkansas	W	4-1
M8 Arkansas	W	7-1
M9 Arkansas	W	9-4
M10 Arkansas	W	5-4

### 1903

Collegiate Record: 6-4  
Overall Record: 12-7

M30 Deaf School	L	3-4
M31 Austin High	W	11-3
A1 St. Edward's	L	4-9
A3 Add Ran (TCU)	W	9-3
A4 Baylor	W	13-1
A15 San Antonio (T.L.)	W	7-5
A16 San Antonio (T.L.)	L	0-7
A17 San Antonio (T.L.)	W	7-6
A18 Deaf School	W	10-0
A24 at Texas A&M	W	6-2
A25 at Texas A&M	W	7-1
A27 at LSU	W	8-7
A28 at Chicksaws \$	W	5-4
A29 at Chicksaws \$	W	12-5
A30 at Vanderbilt	L	9-17
M1 at Vanderbilt	W	6-2
M2 at Vanderbilt	L	5-8
M9 at San Antonio (Ind.)	L	1-6
M11 at Southwestern	L	4-5

\$ Memphis, Tenn.

### 1904

Collegiate Record: 16-6-1  
Overall Record: 18-10-1

M17 St. Edward's	tie	7-7
M25 Cleveland Indians	L	1-6
M30 Deaf School	W	5-4
A1 Texas A&M	W	8-4
A4 St. Edward's	W	4-3
A6 Arkansas	W	12-0
A9 St. Edward's	L	3-4
A14 San Antonio (T.L.)	W	7-1
A15 San Antonio (T.L.)	L	2-4
A16 San Antonio (T.L.)	L	2-6
A21 San Antonio (T.L.)	L	3-5
A23 St. Edward's	W	5-1
A25 Southwestern	W	9-0
A27 at Jasper College (Beaumont)	W	9-1
A28 at Tulane	W	11-1
A29 at Alabama	W	7-0
A30 at Alabama	L	3-6
at Alabama	W	3-2
M2 at Drury College (Mo.)	W	11-4
M3 at Arkansas	W	6-5
M4 at Arkansas	L	0-5
M5 vs. Trinity (Waxahachie)	W	6-3
M6 at Add Ran (TCU - Waco)	L	2-4
M7 at Baylor	W	5-2
M9 Tulane	W	13-1
M10 Tulane	W	6-4
M18 St. Edward's (exh)	L	1-3
M19 St. Edward's (exh)	W	4-1
M23 at Southwestern (exh)	L	0-4

### 1905

Collegiate Record: 13-5  
Overall Record: 17-8

<b>Southern Inter. Athletic Assoc. Champions</b>		
M24 St. Edward's	L	7-11
M28 St. Edward's	W	11-2
M31 Austin	W	4-1
A1 Austin	W	2-1
A7 Austin	L	1-2
A8 Austin	W	5-3
A12 St. Edward's	L	1-2
A14 at Texas A&M	W	5-4
A15 at Texas A&M	W	14-7
A17 Southwestern	W	10-1
A19 Deaf School	W	2-0
A26 Beaumont	L	0-2
A27 Beaumont	L	0-1
A28 Baylor	W	5-1
M1 at Southwestern	W	4-0
M3 Missouri	W	6-0
M4 Missouri	L	2-7
M5 Texas A&M	L	0-1
M8 St. Edward's	W	1-0
M11 St. Edward's	W	2-0
M16 at Vanderbilt	W	3-2
M17 at Vanderbilt	L	2-6
M18 at Mississippi	W	3-2
M19 at Mississippi	W	5-1
M20 at Mississippi	W	5-0

### 1906

Collegiate Record: 8-7  
Overall Record: 10-9

M13 Austin	W	3-2
M14 Austin	W	6-5
M26 Kansas	W	4-2
M30 Austin Pro	L	4-14
M31 St. Edward's	W	13-1
A7 Deaf School	L	1-3
A14 Southwestern	W	10-9
A16 St. Edward's	L	1-9
A20 Baylor	W	3-1
A27 at Texas A&M	L	0-9
A28 at Texas A&M	L	0-2
A30 at LSU	W	5-0
M1 at LSU	L	3-8
M2 at LSU	L	3-7
M3 at Mississippi	L	0-5
M4 at Mississippi	L	1-3
M5 at Mississippi	W	12-0
M11 Texas A&M	W	6-5
M12 Texas A&M	W	2-1





# TEXAS BASEBALL



## Year-by-Year Results

### 1907

Collegiate Record: 15-6  
Overall Record: 16-8

<b>Southern Inter. Athletic Assoc. Champions</b>			
M6	Austin (T.L.)	L	1-4
M12	Austin (T.L.)	L	2-3
M14	St. Edward's	L	2-6
M27	Austin (T.L.)	W	5-0
A1	St. Edward's	L	0-4
A5	at Texas A&M	W	2-1
A6	at Texas A&M	L	1-8
A9	Austin College	W	9-2
A10	Austin College	W	5-4
	Austin College	W	7-2
A13	at Southwestern	W	4-3
A15	Baylor	W	3-1
A16	Baylor	W	15-5
A24	at TCU (Waco)	W	4-1
A26	at Arkansas	L	1-3
A27	at Arkansas	W	1-0
A29	at Vanderbilt	L	0-11
A30	at Vanderbilt	W	5-3
M1	at Vanderbilt	L	3-6
M2	at Cumberland	W	3-1
M5	at Baylor	W	12-3
M11	Texas A&M	W	7-3
	Texas A&M	W	2-1
M13	Southwestern	W	1-0

### 1908

Collegiate Record: 14-8-1  
Overall Record: 16-12-1

<b>Southern Inter. Athletic Assoc. Champions</b>			
F22	Austin (T.L.)	L	0-4
F29	Austin (T.L.)	W	7-2
M2	Austin (T.L.)	W	6-4
M5	St. Edward's	W	3-1
M7	Austin (T.L.)	L	0-4
M13	at Southwestern	W	6-2
M25	St. Edward's	L	4-8
M28	St. Edward's	tie	2-2
M31	Austin (T.L.)	L	4-7
A1	Austin (T.L.)	L	1-2
A3	St. Edward's	L	4-8
A6	Southwestern	L	2-3
A8	Trinity	W	6-1
A9	Trinity	W	4-2
A10	Baylor	W	8-5
A15	at Tulane	L	3-6
A16	at Tulane	W	4-0
A18	at Texas A&M	L	0-7
	at Texas A&M	W	1-0
A20	St. Edward's	L	0-2
A23	Arkansas	L	1-2
A24	Arkansas	W	5-4
A25	Arkansas	W	8-2
M1	Texas A&M	W	5-4
M2	Texas A&M	W	6-4
	Texas A&M	W	1-0
M4	TCU	L	4-8
M5	TCU	W	6-2
M11	Southwestern	W	12-2

### 1909

Collegiate Record: 12-8  
Overall Record: 13-14

M5	St. Edward's	L	7-11
M25	St. Edward's	W	8-1
M27	at Southwestern	W	12-4
A2	Detroit Tigers	L	1-15
A5	St. Edward's	W	9-0
A6	Chickasha Indians	W	13-4
A7	Austin College	W	2-0
A8	Houston Pro	L	3-4
A9	TCU	L	2-5
A10	TCU	W	3-2
A12	St. Edward's	W	2-0
A13	San Antonio (T.L.)	L	2-5
A14	San Antonio (T.L.)	L	1-10
A15	Dallas (T.L.)	L	0-8
A16	Dallas (T.L.)	L	0-13
A19	at TCU	L	3-10
A20	at TCU	W	24-12
A21	vs. Trinity (Waxahachie)	L	3-5
A22	Austin College	L	1-5
A23	at Texas A&M	L	4-5
A24	at Texas A&M	L	0-2
A26	Southwestern	W	6-0
A30	Baylor	W	12-4
M1	Baylor	W	3-2
M3	Texas A&M	W	11-5
M4	Texas A&M	L	0-2
M6	St. Edward's	W	2-1

### 1910

Collegiate Record: 7-9  
Overall Record: 8-11-1

M25	Austin College	L	2-3
M26	Austin College	W	3-2
A7	Texas Medics	W	3-2
A8	Texas Medics	tie	4-4
A13	St. Edward's	L	3-4
A14	St. Edward's	W	7-2
A15	Shreveport	L	0-9
A18	Southwestern	W	2-1
A19	Dallas (T.L.)	L	7-11
A21	vs. St. Edward's \$	W	10-6
A28	at Baylor	L	3-10
A29	at Baylor	L	0-7
M1	at TCU	L	3-6
M2	at TCU	L	0-9
M3	at TCU	L	1-7
M6	Baylor	W	4-3
M7	Baylor	W	1-0
M9	Oklahoma	W	3-2
M10	Oklahoma	L	0-1
M21	TCU	L	0-3
	\$ New Braunfels, Texas		

### 1911

Collegiate Record: 13-10-1  
Overall Record: 13-12-1

M2	St. Edward's	W	4-2
M6	at Texas A&M	L	6-13
M10	Austin	L	6-11
M11	Austin	L	2-3
M20	at Southwestern	L	0-8
M29	Austin College	W	5-3
M30	Austin College	L	1-3
A1	St. Edward's	W	6-5
A7	Baylor	L	3-7
A12	Polytechnic	W	8-1
A13	Polytechnic	W	5-4
A19	at TCU	L	0-1
	at TCU	W	2-0
A20	at Arkansas	L	4-5
A21	at Arkansas	L	1-2
A22	at Oklahoma	W	7-1
A23	at Oklahoma	L	3-7
A28	Daniel Baker	W	8-3
A29	Daniel Baker	W	3-0
M1	Southwestern	W	4-0
M3	Texas A&M	W	5-1
	Texas A&M	tie	1-1
M8	Southwestern	L	3-6
M10	Trinity	W	7-2
M11	Trinity	W	10-3
M13	Southwestern	L	4-7

### 1912

Collegiate Record: 17-7-1  
Overall Record: 17-10-1

M18	Austin (T.L.)	L	1-11
M19	Austin (T.L.)	L	2-5
M25	Polytechnic	W	7-4
M26	Polytechnic	W	7-4
M29	at Southwestern	L	2-3
A1	Topeka, Kansas	L	5-14
A3	Southwestern	W	10-3
A5	Austin College	W	5-2
A8	Mississippi	W	6-1
A9	Mississippi	W	15-2
A12	Baylor	L	3-5
A13	Baylor	L	8-16
A17	Trinity	W	13-0
A18	Trinity	W	5-4
A19	at Southwestern	L	5-6
A22	Auburn	L	3-4
	Auburn	tie	3-3
A23	at Georgia	W	9-3
A24	at Georgia	L	2-10
A26	at Tulane	W	10-2
M2	Southwestern	L	2-7
	Southwestern	W	5-4
M6	at Southwestern	W	2-0
M8	Oklahoma	W	10-2
M9	Oklahoma	W	5-3
M17	TCU	W	3-2
M18	TCU	W	21-2
M20	Southwestern	W	4-3

### 1913

Collegiate Record: 24-4-2  
Overall Record: 26-4-2

<b>Texas Inter. Athletic Assoc. Champions</b>			
M1	Deaf School	W	13-4
M3	Austin (T.L.)	W	7-0
M17	St. Edward's	W	8-6
M19	Polytechnic	L	0-2
M20	Polytechnic	W	7-4
M24	Southwestern	L	1-7
M27	Daniel Baker	W	10-2
M28	Daniel Baker	W	10-3
Ma31	Austin College	W	19-0
A1	Austin College	W	11-1
A5	St. Edward's	W	7-1
A9	Trinity	W	30-3
A10	Trinity	L	3-4
A14	LSU	W	13-6
A15	LSU	W	10-3
A21	at Southwestern	tie	5-5
A22	at Southwestern	W	1-0
A23	at Baylor	W	13-2
A24	at Baylor	W	14-5
A25	vs. Trinity (Waxahachie)	W	7-2
A26	vs. Trinity (Waxahachie)	W	5-0
A28	Polytechnic	W	3-0
A29	Polytechnic	W	6-2
M1	Oklahoma A&M	W	4-1
M2	Oklahoma A&M	W	5-0
M5	TCU	W	4-2
M6	TCU	W	3-2
M9	Southwestern	W	14-3
M10	Southwestern	W	21-2
M15	Baylor	tie	1-1
M16	Baylor	L	2-4
M17	Baylor	W	4-3



# TEXAS BASEBALL



## Year-by-Year Results

### 1914

Collegiate Record: 28-4  
Overall Record: 30-5

#### Texas Inter. Athletic Assoc. Champions

M2	Austin (T.L.)	W	2-1
M4	St. Edward's	W	14-2
M6	Austin (T.L.)	L	9-11
M7	Austin (T.L.)	W	21-4
M11	Howard Payne	W	24-0
M12	Howard Payne	W	12-9
M23	Colorado	W	8-0
M24	Colorado	W	7-1
M25	Colorado	W	12-4
M27	Honolulu	W	1-0
M28	Honolulu	W	1-0
A1	Daniel Baker	W	15-0
	Daniel Baker	W	2-1
A2	Daniel Baker	W	14-3
A6	Southwestern	W	11-2
A10	Centenary	W	9-5
A11	Centenary	W	13-0
A13	Baylor	W	7-6
A14	Baylor	W	5-2
	Baylor	W	4-2
A20	Southwestern	W	8-4
A21	at Southwestern	W	7-2
	at Southwestern	W	4-1
A23	LSU	W	4-2
	LSU	W	5-0
A27	at Westminster (Fulton, Mo.)	W	8-1
A28	at Missouri	L	0-2
A29	at Missouri	W	5-4
A30	at Wabash College	W	3-2
M1	at Illinois	L	2-3
M2	at Illinois	L	3-7
M4	at Oklahoma	W	2-0
M8	Trinity	W	7-1
M9	Trinity	W	13-5
M15	Oklahoma	L	2-3

### 1915

Collegiate Record: 22-4  
Overall Record: 25-5  
SWC Record: 12-2 (1st)

#### Southwest Conference Champions

M4	St. Edward's	W	12-6
M5	Austin High	W	10-0
M6	Austin (T.L.)	W	14-1
M11	San Antonio (T.L.)	W	5-0
M19	St. Louis Cardinals	L	2-14
M22	Southwestern*	W	5-4
M26	Daniel Baker	W	9-2
M27	Daniel Baker	W	7-1
M30	St. Edward's	L	7-11
A2	Honolulu	L	5-11
A3	Honolulu	W	9-8
A5	Howard Payne	W	3-2
A6	Howard Payne	W	2-0
A9	Baylor*	W	4-2
A10	Baylor*	W	8-2
	Baylor*	W	7-2
A14	TCU	W	7-3
A15	TCU	W	8-0
A16	at Southwestern*	W	5-0
A19	at Rice*	W	3-1
A20	at Rice*	W	2-1
A21	at Texas A&M*	L	3-4
A22	at Texas A&M*	L	0-4
A24	at Baylor*	W	5-0
A30	Rice*	W	1-0
M1	Rice*	W	3-0
M4	Texas A&M*	W	3-2
M5	Texas A&M*	W	8-2
M10	Trinity	W	3-0
M11	Trinity	W	11-1

### 1916

Collegiate Record: 16-6  
Overall Record: 16-7  
SWC Record: 10-3 (1st)

#### Southwest Conference Champions

M3	St. Edward's	L	5-9
M9	San Antonio (T.L.)	L	2-3
M21	Rice*	W	4-1
M22	Rice*	W	8-6
M27	Southwestern*	W	4-2
M30	Honolulu	L	2-7
A1	Honolulu	W	9-6
A2	Honolulu	L	4-6
A5	at Southwestern*	L	2-3
A7	Howard Payne	W	3-1
A10	Baylor*	W	1-0
A11	Baylor*	W	2-1
A13	at Texas A&M*	W	8-2
A14	at Texas A&M*	L	0-3
A15	at Rice*	W	8-3
A21	at Southwestern*	W	9-6
A28	Austin College	W	6-3
A29	Austin College	W	5-0
M3	TCU	W	2-0
M4	TCU	W	1-0
M13	Southwestern*	W	4-1
M15	Texas A&M*	L	1-2
M16	Texas A&M*	W	11-8

\* conference game

### 1917

Collegiate Record: 12-2  
Overall Record: 12-3  
SWC Record: 4-1 (1st)

#### Southwest Conference Champions

M22	San Antonio (T.L.)	L	5-10
M26	Southwestern	L	5-7
M29	at Southwestern	W	10-7
M31	Baylor*	W	8-3
A2	TCU	W	2-1
A3	TCU	W	5-4
A6	Daniel Baker	W	5-0
A10	Rice	W	6-5
	Rice	W	2-1
A12	at Texas A&M*	W	9-5
A13	at Texas A&M*	L	1-4
A16	Texas A&M*	W	8-5
A17	Texas A&M*	W	5-2
A18	Hendrix College	W	4-1
A19	Hendrix College	W	4-3

\* conference game

### 1918

Collegiate Record: 17-1  
Overall Record: 17-4  
SWC Record: 8-1 (1st)

#### Southwest Conference Champions

M19	San Antonio (T.L.)	L	2-3
M20	San Antonio (T.L.)	L	0-2
M22	Howard Payne	W	12-1
M23	Howard Payne	W	4-3
M29	Chicago White Sox	L	1-14
A1	at Baylor*	W	12-1
A2	at Baylor*	W	30-1
A5	Southwestern	W	6-4
A9	Southwestern	W	12-2
A10	SMU	W	10-4
A11	SMU	W	6-0
A18	at Texas A&M*	L	0-1
A19	at Texas A&M*	W	5-3
A23	at Southwestern	W	7-0
A24	TCU	W	7-6
A25	TCU	W	5-3
A30	Baylor*	W	11-0
M3	at Rice*	W	7-0
M4	at Rice*	W	15-3
M10	Texas A&M*	W	2-1
M11	Texas A&M*	W	7-6

\* conference game

### 1919

Collegiate Record: 20-1-1  
Overall Record: 22-3-1  
SWC Record: 12-0 (1st)

#### Southwest Conference Champions

M21	Kelly Field	W	2-1
M22	Kelly Field	W	4-2
M24	San Antonio (T.L.)	L	0-8
M26	Trinity	W	7-3
M27	Trinity	W	9-3
M31	Southwestern	W	4-2
A4	SMU*	W	3-1
A5	SMU*	W	12-4
A7	Chicago White Sox	L	1-9
A9	TCU	W	17-0
A10	TCU	L	2-3
A14	Texas A&M*	W	6-1
A15	Texas A&M*	W	10-2
A18	Austin College	W	14-0
A19	Austin College	W	12-3
A22	at Oklahoma*	W	4-0
	at Oklahoma*	W	8-0
A23	at Oklahoma A&M*	W	5-2
A24	at Oklahoma A&M*	W	2-0
A25	at TCU	W	2-1
A26	at SMU*	W	8-5
M2	Southwestern	W	10-4
M5	at Southwestern	tie	0-0
M10	Oklahoma*	W	11-4
M12	at Texas A&M*	W	1-0
M13	at Texas A&M*	W	11-3

\* conference game

### 1920

Collegiate Record: 17-5  
Overall Record: 18-7-1  
SWC Record: 9-2 (1st)

#### Southwest Conference Champions

M3	vs. St. Louis Browns (Taylor)	L	8-11
M9	San Antonio (T.L.)	tie	6-6
M10	37th Infantry	W	10-0
M22	Simmons	W	8-0
M23	Simmons	W	10-2
M26	Trinity	W	11-2
M27	Trinity	L	2-3
M30	Chicago White Sox	L	1-2
A5	Southwestern	W	2-0
A7	TCU	W	5-4
A8	TCU	W	3-2
A12	at Texas A&M*	W	14-5
A13	at Texas A&M*	W	5-0
A17	at Southwestern	L	8-13
A19	Rice*	W	12-2
A20	Rice*	L	2-4
A26	vs. Trinity (Waxahachie)	W	10-1
A27	vs. Trinity (Waxahachie)	W	9-3
A28	at TCU	L	0-6
A29	at SMU*	L	1-2
A30	at Baylor*	W	12-2
M1	at Baylor*	W	6-0
M6	Baylor*	W	7-1
M7	Baylor*	W	5-1
M10	SMU*	W	8-2
M14	Texas A&M*	W	2-0

\* conference game



# TEXAS BASEBALL



## Year-by-Year Results

### 1921

**Collegiate Record:** 15-3-1  
**Overall Record:** 15-5-1  
**SWC Record:** 9-2-1 (1st)

#### Southwest Conference Champions

M23 Simmons	W	14-0
M24 Simmons	W	16-0
M28 Chicago White Sox	L	12-15
M29 Chicago White Sox	L	3-7
A1 Austin College	W	17-2
A2 Austin College	W	12-2
A8 at Baylor*	tie	5-5
A9 at Baylor*	W	9-3
A15 Texas A&M*	W	2-0
A16 Texas A&M*	L	8-20
A20 Southwestern	L	1-9
A21 at Southwestern	W	9-4
A27 at Rice*	W	22-2
A28 at Rice*	W	5-4
M2 at SMU*	W	12-2
M3 at SMU*	W	19-2
M5 Baylor*	W	5-3
M6 Baylor*	W	3-2
M10 Trinity	W	4-1
M13 at Texas A&M*	W	10-6
M14 at Texas A&M*	L	3-9

\* conference game

### 1922

**Collegiate Record:** 16-5-1  
**Overall Record:** 16-6-2  
**SWC Record:** 10-3-1 (1st)

#### Southwest Conference Champions

M24 Chicago White Sox	L	4-8
M28 Philadelphia Athletics	tie	13-13
M30 Howard Payne	W	11-1
A3 Daniel Baker	W	6-0
A7 at Baylor*	L	0-4
A8 at Baylor*	L	3-7
A10 Arkansas*	W	13-10
A11 Arkansas*	W	15-5
A12 Arkansas*	W	6-4
Arkansas*	W	10-3
A14 at Texas A&M*	W	11-7
A15 at Texas A&M*	W	7-6
A19 Rice*	tie	6-6
A20 Rice*	W	9-0
A24 at LSU	W	5-3
A25 at LSU	L	8-9
A26 at Mississippi A&M	W	3-1
A27 at Mississippi A&M	L	5-8
A29 Alabama	W	5-3
M8 Southwestern	W	8-0
M12 Texas A&M*	L	5-6
M13 Texas A&M*	W	8-6
M19 Baylor*	W	13-0
M20 Baylor*	W	4-3

\* conference game

### 1923

**Collegiate Record:** 16-8  
**Overall Record:** 20-8  
**SWC Record:** 10-8 (3rd)

M21 Austin Rangers	W	5-3
M22 Houston (T.L.)	W	11-9
M23 Houston (T.L.)	W	6-5
M30 Southwestern	W	6-0
A2 Daniel Baker	W	15-1
A3 Daniel Baker	W	4-1
A4 Austin Rangers	W	12-5
A6 at Rice*	L	1-3
A7 at Rice*	W	12-3
A9 Trinity	W	6-4
A16 Texas A&M*	L	5-8
A17 Texas A&M*	L	2-3
A19 Rice*	W	11-1
A20 Rice*	W	18-6
A23 at SMU*	W	5-2
A24 at SMU*	L	2-3
A27 TCU*	W	5-0
A28 TCU*	W	15-6
M3 Austin College	W	14-6
M5 at Southwestern	W	8-3
M7 SMU*	W	20-6
M8 SMU*	L	2-6
M11 at Texas A&M*	L	5-6
M12 at Texas A&M*	W	7-6
M16 Baylor*	W	7-0
M17 Baylor*	W	3-2
M21 at Baylor*	L	2-6
M22 at Baylor*	L	3-5

\* conference game

### 1924

**Collegiate Record:** 28-1  
**Overall Record:** 29-1  
**SWC Record:** 22-1 (1st)

#### Southwest Conference Champions

M24 Southwestern	W	7-4
M25 Southwestern	W	13-1
M27 Minnesota	W	4-3
M28 Minnesota	W	6-4
A1 Trinity	W	13-9
A2 Trinity	W	21-1
A4 Austin Rangers	W	9-3
A7 at Rice*	W	17-1
A8 at Rice*	W	7-1
A11 at Texas A&M*	W	3-1
A12 at Texas A&M*	W	18-1
A14 Rice*	W	10-0
A15 Rice*	W	7-2
A18 at SMU*	W	8-2
A19 at SMU*	W	7-3
A21 at TCU*	W	20-4
A22 at TCU*	W	3-2
A28 Arkansas*	W	16-1
A29 Arkansas*	W	24-3
M5 SMU*	W	2-1
M6 SMU*	W	13-7
M10 TCU*	W	12-7
M12 at Baylor*	W	8-4
M13 at Baylor*	L	1-2
M14 Oklahoma A&M*	W	9-2
M15 Oklahoma A&M*	W	22-8
M16 Texas A&M*	W	15-1
M17 Texas A&M*	W	4-3
M23 Baylor*	W	10-5
M24 Baylor*	W	6-5

\* conference game

### 1925

**Collegiate Record:** 16-4-1  
**Overall Record:** 18-7-1  
**SWC Record:** 11-2-1 (1st)

#### Southwest Conference Champions

M20 Southwestern	W	44-4
M21 Southwestern	W	11-1
M25 Mississippi A&M	L	4-8
M26 Mississippi A&M	L	8-12
M28 Minnesota	W	10-3
M30 Minnesota	W	10-0
M31 Rice*	L	3-8
A3 Austin Senators	W	10-7
A6 Minneapolis	L	4-6 (11)
A7 Austin College	W	4-1
A9 Austin Senators	L	8-10
A10 Austin Senators	W	14-8
A14 Austin Senators	L	2-3
A16 at TCU*	tie	7-7 (12)
A21 at Rice*	W	8-3
A25 Texas A&M*	W	5-1
A27 Oklahoma A&M*	W	8-2
A28 Oklahoma A&M*	W	10-1
M1 Baylor*	L	3-4
M5 TCU*	W	16-1
M8 at Arkansas*	W	14-3
M9 at Arkansas*	W	9-4
M11 at SMU*	W	4-3
M16 at Baylor*	W	13-6
M18 SMU*	W	18-8
M22 at Texas A&M*	W	7-3

\* conference game

### 1926

**Collegiate Record:** 13-2  
**Overall Record:** 13-3  
**SWC Record:** 8-2 (1st)

#### Southwest Conference Champions

M23 Minnesota	W	32-5
M25 St. Louis Cardinals	L	8-14
A2 at Centenary	W	7-0
A3 at Centenary	W	6-4
A8 Southwestern	W	5-4
A10 Rice*	W	13-2
A13 at Southwestern	W	2-0
A16 TCU*	L	5-6
A27 SMU*	W	5-0
A28 SMU*	W	14-6
M5 Arkansas*	W	5-0
M6 Arkansas*	W	6-1
M10 at Texas A&M*	W	7-6
M13 at TCU*	W	11-0
M17 Baylor*	W	3-2
M22 Texas A&M*	L	1-9

\* conference game

### 1927

**Collegiate Record:** 16-4  
**Overall Record:** 16-6-1  
**SWC Record:** 16-4 (1st)

#### Southwest Conference Champions

M10 House Of David	tie	3-3
M24 Detroit Tigers	L	1-4
M28 SMU*	W	11-4
M29 SMU*	L	4-5
A1 at TCU*	W	3-0
A2 at TCU*	W	9-4
A6 San Antonio (T.L.)	L	2-6
A11 Rice*	W	5-2
A12 Rice*	W	14-7
A14 at Baylor*	W	8-2
A15 at Baylor*	L	6-9
A22 Texas A&M*	W	10-4
A23 Texas A&M*	W	5-3
A25 at Rice*	W	5-3
A26 at Rice*	W	3-1
A29 at SMU*	W	10-4
A30 at SMU*	L	3-10
M5 Baylor*	W	2-1
M6 Baylor*	W	8-4
M13 TCU*	W	4-0
M14 TCU*	W	10-6
M20 at Texas A&M*	W	2-1
M21 at Texas A&M*	L	0-3

\* conference game

### 1928

**Collegiate Record:** 17-4  
**Overall Record:** 17-6  
**SWC Record:** 16-4 (1st)

#### Southwest Conference Champions

M24 Detroit Tigers	L	8-12
M26 Rice*	W	2-1
M27 Rice*	W	10-9
M31 Southwestern	W	4-0
A2 San Antonio (T.L.)	L	2-9
A6 at SMU*	W	10-3
A7 at SMU*	W	6-0
A10 at TCU*	L	3-4
at TCU*	W	6-1
A13 TCU*	W	11-2
A14 TCU*	W	3-0
A20 at Texas A&M*	W	12-10
A21 at Texas A&M*	W	4-2
A27 Baylor*	L	2-13
A28 Baylor*	L	3-4
M7 SMU*	W	7-0
M8 SMU*	W	6-5
M11 at Rice*	W	10-9
M12 at Rice*	W	3-2
M16 at Baylor*	L	2-5
M17 at Baylor*	W	6-3
M22 Texas A&M*	W	14-1
Texas A&M*	W	5-4

\* conference game



# TEXAS BASEBALL



## Year-by-Year Results

### 1929

Collegiate Record: 18-4-1  
Overall Record: 18-7-1  
SWC Record: 16-4-1 (1st)

#### Southwest Conference Champions

M6	New York Giants	L	3-23
M25	Chicago White Sox	L	1-5
M27	TCU*	W	6-3
M28	TCU*	W	9-4
M30	Northwestern	W	6-5
A1	Northwestern	W	7-6
A3	New York Yankees	L	6-8
A5	at Rice*	W	5-3
A6	at Rice*	W	4-3
A8	SMU*	W	10-1
A9	SMU*	W	10-4
A12	Texas A&M*	tie	2-2
A13	Texas A&M*	L	0-2
	Texas A&M*	W	7-3
A17	at Baylor*	L	5-7
A18	at Baylor*	L	3-8
A26	Baylor*	W	4-1
A27	Baylor*	W	3-1
M3	at TCU*	L	4-8
M4	at TCU*	W	17-10
M6	at SMU*	W	25-3
M7	at SMU*	W	5-3
M15	Rice*	W	11-10
M16	Rice*	W	13-2
M20	at Texas A&M*	W	3-1
M21	at Texas A&M*	W	5-3

\* conference game

### 1930

Collegiate Record: 20-4  
Overall Record: 20-8  
SWC Record: 16-4 (1st)

#### Southwest Conference Champions

M6	New York Giants	L	1-4
M20	Chicago White Sox	L	1-5
M29	San Antonio (T.L.)	L	9-20
A1	New York Yankees	L	2-4
A4	Rice*	L	2-3
A5	Rice*	W	13-1
A11	Baylor*	W	9-2
A12	Baylor*	W	6-2
A16	Iowa	W	14-9
A17	Iowa	W	9-0
A18	Northwestern	W	3-1
A19	Northwestern	W	2-1
A22	at Texas A&M*	W	10-8
	at Texas A&M*	W	2-1
A25	at SMU*	W	10-4
A26	at SMU*	W	16-4
A28	at TCU*	W	10-4
A29	at TCU*	L	5-7
M2	at Baylor*	W	7-4
M3	at Baylor*	L	10-13
M5	at Rice*	W	3-0
M6	at Rice*	W	4-2
M14	TCU*	L	3-4
	TCU*	W	5-2
M16	SMU*	W	11-4
M17	SMU*	W	6-2
M20	Texas A&M*	W	3-2
M21	Texas A&M*	W	11-7

\* conference game

### 1931

Collegiate Record: 10-2  
Overall Record: 12-6  
SWC Record: 8-2 (2nd)

M11	New York Giants	L	4-14
M17	Chicago White Sox	L	4-9
M23	Houston (T.L.)	L	3-8
M24	Houston (T.L.)	W	8-6
M30	Northwestern	W	12-2
M31	Northwestern	W	11-1
A4	Montreal	L	10-12
A8	at San Antonio (T.L.)	W	8-7
A11	SMU*	W	6-0
A14	at Baylor*	L	1-2
A18	Texas A&M*	W	8-0
A21	Rice*	W	20-5
A24	TCU*	W	7-3
M1	at TCU*	W	8-6
M2	at SMU*	W	7-0
M7	Baylor*	W	5-1
M15	at Rice*	W	6-3
M16	at Texas A&M*	L	6-8

\* conference game

### 1932

Collegiate Record: 11-5  
Overall Record: 12-8  
SWC Record: 11-5 (1st)

#### Southwest Conference Champions

M17	Chicago White Sox	L	2-5
M24	San Antonio (T.L.)	L	2-3
M26	at San Antonio (T.L.)	L	8-13
M29	House of David	W	6-2
A2	SMU*	W	10-6
A4	at Rice*	L	2-3
A5	at Rice*	W	4-2
A8	at TCU*	L	3-6
A9	at SMU*	W	13-9
A15	Baylor*	L	2-6
A16	Baylor*	W	4-1
A23	Rice*	W	3-2
A24	Rice*	W	10-3
A30	at Baylor*	W	6-3
	at Baylor*	W	3-2
M6	at Texas A&M*	W	11-4
M7	at Texas A&M*	W	9-5
M13	TCU*	L	7-8
M20	Texas A&M*	L	9-12
M21	Texas A&M*	W	11-4

\* conference game

### 1933

Collegiate Record: 13-3  
Overall Record: 17-5  
SWC Record: 8-2 (2nd)

M17	Detroit Tigers	L	6-11
M30	at San Antonio (T.L.)	W	4-3
A1	San Antonio (T.L.)	W	7-5
A5	Houston (T.L.)	L	7-11
A7	Oklahoma City	W	7-4
A8	Oklahoma City	W	7-2
A11	at TCU*	W	8-3
A14	Humble (Conroe)	W	9-4
A15	Humble (Conroe)	W	16-0
A21	at SMU*	W	8-3
A22	at SMU*	W	21-2
A28	Texas A&M*	W	13-7
A29	Texas A&M (non-SWC)	L	5-7
M2	TCU*	L	4-6
M5	at Baylor*	W	11-4
M6	at Baylor (non-SWC)	W	3-2
M12	at Texas A&M*	W	10-9
M13	at Texas A&M*	L	3-7
M16	Baylor*	W	6-1
M17	Baylor*	W	3-2
M18	vs. Texas A&M (Brenham)		
	(exhib./non-SWC)	W	5-4 (10)
M19	vs. Texas A&M (Brenham)		
	(exhib./non-SWC)	W	5-3

\* conference game

### 1934

Collegiate Record: 8-5  
Overall Record: 13-8  
SWC Record: 7-5 (2nd)

M28	Llano	W	16-2
M30	at Humble Oilers (Henderson)	L	5-7
M31	at Humble Oilers (Henderson)	L	0-7
A2	San Antonio (T.L.)	W	7-5
A3	San Antonio (T.L.)	W	8-5
A10	Houston (T.L.)	W	2-1
A11	Houston (T.L.)	L	13-14
A13	at Texas A&M*	L	4-7
A14	at Texas A&M*	L	5-7
A16	at TCU*	W	8-6
A17	at TCU*	W	4-2
A20	Baylor*	W	12-0
A21	Baylor*	L	3-4
A25	at Lockhart	W	3-0
A27	TCU*	L	3-4
A28	TCU*	W	8-1
M4	at Baylor*	W	14-1
M5	at Baylor*	W	2-0
M9	vs. Texas A&M (Brenham)		
	(exhib./non-SWC)	W	6-1
M14	Texas A&M*	L	1-5
M15	Texas A&M*	W	8-5

\* conference game

### 1935

Collegiate Record: 11-3  
Overall Record: 19-5  
SWC Record: 9-3 (1st)

#### Southwest Conference Champions

M22	Houston (T.L.)	W	4-2
M23	Houston (T.L.)	W	15-7
M25	Oklahoma	W	9-4
M26	Oklahoma	W	15-9
A1	Nu Icy	W	4-2
A4	Texas A&M*	W	1-0
A5	Texas A&M*	W	12-6
A10	Nu Icy	W	9-5
A12	at TCU*	W	10-9
A13	at TCU*	L	3-4
A16	Nu Icy	W	9-1
A20	at Baylor*	W	7-6
	at Baylor*	W	4-0
A22	at Kenedy Oilers	W	6-4
A23	at Taft	W	23-5
A24	at Refugio	L	9-11
A26	TCU*	W	9-1
A27	TCU*	W	10-5
M1	at Luling	W	6-3
M3	Baylor*	W	16-6
M6	Baylor*	L	3-4
M8	at Texas A&M*	L	6-7
M9	Texas A&M*	W	10-1
M15	Nu Icy	L	1-5

\* conference game

### 1936

Collegiate Record: 12-2  
Overall Record: 18-4  
SWC Record: 12-1 (1st)

#### Southwest Conference Champions

M20	Houston (T.L.)	W	9-8
M21	Houston (T.L.)	W	10-7
M23	at Tulsa (T.L.)	W	12-5
M25	Tulsa (T.L.)	W	10-0
M26	San Antonio (T.L.)	L	8-9
M28	at Rice*	W	5-0
A2	TCU*	W	9-1
A3	TCU*	W	14-4
A8	at San Antonio (T.L.)	L	4-7
A10	at Baylor*	L	7-8
A11	at Baylor*	W	5-2
A16	at SMU*	W	20-1
A17	at SMU*	W	19-2
A18	at TCU*	W	11-8
A20	Nu Icy	W	8-6
A25	Baylor*	W	9-3
A29	Nu Icy	W	12-5
M2	at Texas A&M*	W	4-3
M9	Rice*	W	16-2
M13	vs. Texas A&M (Brenham)		
	(exhib./non-SWC)	L	4-5
M15	SMU*	W	20-3
M21	Texas A&M*	W	6-5

\* conference game





# TEXAS BASEBALL



## Year-by-Year Results

### 1946

Collegiate Record: 19-2  
 Overall Record: 20-4  
 SWC Record: 14-0 (1st)

#### Southwest Conference Champions

M16	Ward Island Marines	W	12-6
M20	vs. Tulsa Oilers (San Marcos)	L	1-7
M22	Oklahoma	L	6-9
M23	Oklahoma	L	5-8
M26	Southwestern	W	7-0
M29	at McMurry College (Abilene)	W	11-5
M30	at McMurry College (Abilene)	W	25-0
A2	Tulsa Oilers	L	5-6
A4	Baylor*	W	7-6
A5	Baylor*	W	5-1
A8	at Southwestern	W	16-9
A12	at Rice*	W	8-6
A13	at Rice*	W	16-0
A19	TCU*	W	14-1
A20	TCU*	W	1-0
A24	SMU*	W	10-4
A30	Southwestern	W	8-1
M4	at Texas A&M*	W	2-1
M8	at Baylor*	W	9-8
M13	Rice*	W	4-0
M17	Texas A&M*	W	6-4
M18	Texas A&M*	W	7-0
M23	at TCU*	W	13-1
M25	at SMU*	W	3-2

\* conference game

### 1947

Collegiate Record: 19-2  
 Overall Record: 20-4  
 SWC Record: 14-1 (1st)

#### Southwest Conference Champions

#### TIED FOR THIRD IN NATION

M13	Hardin-Simmons	W	28-9
M21	Brooke Medical Center	W	10-3
M22	at Brooke Medical Center	L	3-5
M24	McMurry College	W	9-5
M27	SMU*	W	12-7
M28	SMU*	W	19-5
A1	at Beaumont (T.L.)	L	7-13
A2	at Rice*	W	10-2
A4	Oklahoma	W	8-7
A5	Oklahoma	W	9-5
A11	Texas A&M*	W	9-8
A17	at Baylor*	W	9-6
A18	at Baylor*	L	2-6
A22	Baylor*	W	1-0
A25	at TCU*	W	4-3
A26	at TCU*	W	12-1
A28	at SMU*	W	4-1
M1	Rice*	W	8-6
M2	Rice*	W	12-4
M6	TCU*	W	15-5
M14	at Texas A&M*	W	6-5
M15	at Texas A&M*	W	11-9

#### NCAA Playoff (Denver, Colo.)

J20	vs. Oklahoma	W	10-9
J21	vs. California	L	7-8

\* conference game  
 \$ San Antonio, Texas

### 1948

Collegiate Record: 18-1  
 Overall Record: 20-2  
 SWC Record: 13-1 (1st)

#### Southwest Conference Champions

M13	Milwaukee (A.A.)	L	1-3
M15	Milwaukee (A.A.)	W	9-6
M17	San Antonio (T.L.)	W	4-2
M25	Ohio State	W	8-6
M26	Ohio State	W	10-4
M27	Ohio State	W	12-11
M29	Oklahoma	W	18-7
M30	Oklahoma	W	11-5
A2	at Texas A&M*	W	5-4
A6	Rice*	W	8-2
A9	TCU*	W	7-6
A10	TCU*	W	6-1
A13	SMU*	W	21-0
A17	at Baylor*	L	7-8
A23	at Rice*	W	3-0
A24	at Rice*	W	14-2
A30	Baylor*	W	2-1
M1	Baylor*	W	8-1
M7	at SMU*	W	8-2
M8	at SMU*	W	8-3
M14	Texas A&M*	W	16-4
M15	Texas A&M*	W	3-2

\* conference game

### 1949

Collegiate Record: 22-4  
 Overall Record: 23-7  
 SWC Record: 12-3 (1st)

#### Southwest Conference Champions

#### NATIONAL CHAMPIONS

M12	Dallas (T.L.)	L	3-9
M15	Houston Buffs (T.L.)	L	5-7
M19	Milwaukee (A.A.)	W	5-1
M21	Ohio State	W	11-5
M22	Ohio State	W	7-4
M23	Ohio State	L	1-5
M24	Milwaukee (A.A.)	L	0-11
M25	Oklahoma	W	5-1
M26	Oklahoma	W	7-5
M29	Hardin-Simmons	W	4-2
M31	Baylor*	W	10-4
A5	Rice*	W	15-7
A8	at TCU*	W	7-0
A9	at TCU*	W	8-0
A12	at SMU*	W	11-1
A21	Texas A&M*	W	14-4
A29	at Baylor*	L	5-11
A30	at Baylor*	L	2-3
M5	SMU*	W	9-0
M6	SMU*	W	12-5
M10	TCU*	W	11-6
M11	at Rice*	W	9-4
M13	at Texas A&M*	L	1-6
M14	at Texas A&M*	W	6-1

#### NCAA District 6 Playoff (Austin, Texas)

J16	vs. Oklahoma A&M	W	3-2
J17	vs. Oklahoma A&M	W	7-3

#### NCAA Finals (Wichita, Kan.)

J22	vs. St. John's	W	7-1
J23	vs. Wake Forest	W	8-1
J25	vs. Wake Forest	W	10-3

\* conference game

### 1950

Collegiate Record: 24-4  
 Overall Record: 27-6  
 SWC Record: 14-1 (1st)

#### Southwest Conference Champions

#### NATIONAL CHAMPIONS

M15	San Antonio (T.L.)	L	2-5
M18	Milwaukee (A.A.)	W	12-7
M20	Milwaukee (A.A.)	W	6-5
M22	Minnesota	W	10-2
M23	Minnesota	W	15-9
M24	Oklahoma	W	5-0
M25	Oklahoma	L	5-7
M29	TCU*	W	5-4
M30	TCU*	W	5-4
M31	at San Antonio (T.L.)	W	12-10
A3	SMU*	W	8-3
A6	Waco (BSL)	L	3-7
A11	at Texas A&M*	W	12-2
A15	at Baylor*	L	1-2
A21	at Rice*	W	2-0
A22	at Rice*	W	8-5 (10)
A28	Baylor*	W	22-3
M3	Baylor*	W	22-1
M5	at SMU*	W	7-2
M6	at SMU*	W	10-2
M8	at TCU*	W	1-0
M13	Rice*	W	5-0
M17	Texas A&M*	W	5-0
M18	Texas A&M*	W	6-5

#### NCAA District 6 Playoff (Austin, Texas)

J6	vs. Arizona	L	4-5
J7	vs. Arizona	W	9-8
J8	vs. Arizona	W	7-3

#### NCAA College World Series (Omaha, Neb.)

J15	vs. Rutgers	L	2-4
J18	vs. Colorado A&M	W	3-1
J19	vs. Tufts	W	7-0
J20	vs. Washington State	W	12-1
J22	vs. Rutgers	W	15-9
J23	vs. Washington State	W	3-0

### 1951

Collegiate Record: 15-4  
 Overall Record: 17-6  
 SWC Record: 11-4 (1st)

#### Southwest Conference Champions

M14	Milwaukee (A.A.)	L	4-10
M17	Milwaukee (A.A.)	W	4-3 (11)
M19	Ohio State	W	8-0
M20	Ohio State	W	4-3
M23	Oklahoma	W	9-2
M24	Oklahoma	W	2-1
M30	Rice*	W	16-2
M31	Rice*	W	3-1
A2	Brooke Medical Center	L	3-13
A4	at Brooke Medical Center	L	5-3
A9	Baylor*	W	5-1
A13	at TCU*	W	12-4
A14	at TCU*	W	5-1
A16	at SMU*	W	12-3
A21	Texas A&M*	W	14-10
A27	at Baylor*	L	8-9
A28	at Baylor*	W	4-1
M4	at Rice*	W	11-1
M8	TCU*	L	3-4
M11	SMU*	W	12-1
M12	SMU*	W	9-0
M17	at Texas A&M*	L	2-4
M18	at Texas A&M*	L	1-4

\* conference game

\$ San Antonio, Texas



# TEXAS BASEBALL



## Year-by-Year Results

### 1953

Collegiate Record: 24-7-1  
Overall Record: 25-7-1  
SWC Record: 12-3-1 (1st)

#### Southwest Conference Champions

##### NATIONAL RUNNER-UP

M17	at Baylor (non-SWC)	W	10-5
M21	Baylor (non-SWC)	W	25-7
M23	Minnesota	W	8-6
M24	Minnesota	W	7-6
M26	Texas A&M*	W	9-0
M31	at Rice*	tie	2-2 (15)
A2	Sam Houston Teachers Coll.	W	6-5
A7	Oklahoma	L	1-3
A8	Oklahoma	W	18-8
A10	at Baylor*	W	6-5
A11	at Baylor*	L	9-10
A17	SMU*	L	3-12
A18	SMU*	W	10-9 (12)
A21	TCU*	W	15-1
A25	Baylor*	W	14-11
M1	at TCU*	W	12-5
M2	at TCU*	W	7-4
M4	at SMU*	W	8-5
M7	Rice*	W	7-2
M8	Rice*	W	12-2
M8	Rice*	L	2-4
M18	at Texas A&M*	W	1-0
	at Texas A&M*	W	4-1
M29	at Seguin White Sox	W	6-3
NCAA District 6 Playoff (Tucson, Ariz.)			
J3	vs. Arizona	W	7-6
J4	vs. Arizona	L	3-4
J5	vs. Arizona	W	5-3
NCAA College World Series (Omaha, Neb.)			
J11	vs. Duke	W	2-1
J12	vs. Lafayette	W	5-3
J13	vs. Michigan	L	5-12
J14	vs. Michigan	W	6-4
J15	vs. Lafayette	W	13-3
J16	vs. Michigan	L	5-7
			* conference game

### 1954

Collegiate Record: 15-7-2  
Overall Record: 17-7-2  
SWC Record: 10-2-1 (1st)

#### Southwest Conference Champions

M19	Oklahoma	W	9-8
M20	Oklahoma	tie	5-5 (12)
M22	Minnesota	L	4-11
M23	Minnesota	W	8-1
M26	Baylor*	W	15-10
M27	Baylor*	W	12-4
M31	at Rice*	L	3-8
A1	at Rice*	W	3-2
A5	Sul Ross	L	3-4 (11)
A9	TCU*	W	3-2
A10	TCU*	W	13-3
A13	at Texas A&M*	W	6-2
A15	Nebraska	W	10-5
	Nebraska	L	0-4
A20	Sam Houston State	W	1-0
A24	SMU*	W	1-0
A27	at Baylor*	tie	13-13
A30	Rice*	W	6-0
M3	at TCU*	W	6-3
M6	Texas A&M*	W	3-2
M7	Texas A&M*	L	4-5
M27	at Sinton	W	3-1
M28	at Sinton	W	3-2

#### NCAA District 6 Playoff (Austin, Texas)

M31	vs. Oklahoma A&M	L	6-7
J1	vs. Oklahoma A&M	W	6-3
J2	vs. Oklahoma A&M	L	12-16
			* conference game

### 1955

Collegiate Record: 10-13-1  
Overall Record: 10-13-1  
SWC Record: 7-8-1 (3rd)

M18	Oklahoma	L	1-2
M19	Oklahoma	L	6-14
M21	Minnesota	W	11-5
M22	Minnesota	W	15-1
M26	at TCU*	W	5-1
	at TCU*	tie	1-1
M30	SMU*	L	3-5
M31	SMU*	L	4-5
A5	at Rice*	L	1-3
A6	Nebraska	L	15-18
A7	Nebraska	L	14-16
A12	Baylor*	L	2-5
A15	at Texas A&M*	L	1-13
A16	at Texas A&M*	W	7-5 (13)
A19	TCU*	W	7-1
	TCU*	W	6-5
A22	Sam Houston State	W	3-2
A23	Sam Houston State	L	3-9
A29	Rice*	W	8-0
A30	Rice*	L	2-4 (10)
M6	at SMU*	L	0-1 (17)
M13	at Baylor*	W	9-7
	at Baylor*	W	7-6
M17	Texas A&M*	L	4-7
			* conference game

### 1956

Collegiate Record: 5-13  
Overall Record: 5-15  
SWC Record: 3-11 (6th)

M16	Oklahoma	W	6-2
M17	Oklahoma	W	9-4
M19	Minnesota	L	5-12
M20	Minnesota	L	2-4
M24	Rice*	W	12-0
M28	Brooke Medical Center	L	8-9
A3	at Baylor*	L	3-4 (11)
A6	at SMU*	L	10-15
A7	at SMU*	L	2-3
A10	Amarillo Gold Sox	L	10-12
A13	TCU*	L	2-6
A14	TCU*	L	4-8
A20	Texas A&M*	L	4-5
A21	Texas A&M*	W	5-4 (11)
A27	at Rice*	L	2-4
A28	at Rice*	L	3-7
M3	Baylor*	L	5-12
M4	Baylor*	L	0-1
M8	at TCU*	L	1-9
M12	SMU*	W	12-2
			* conference game

### 1957

Collegiate Record: 19-5  
Overall Record: 20-7  
SWC Record: 12-1 (1st)

#### Southwest Conference Champions

M11	Sam Houston State	L	7-8
M12	Sam Houston State	W	10-3
M15	Oklahoma	W	12-2
M16	Oklahoma	L	0-4
M22	at Texas A&M*	W	8-4
M25	Minnesota	W	7-2
M26	Minnesota	W	7-4
M29	SMU*	W	2-1 (11)
M30	SMU*	W	7-6
A9	Amarillo Gold Sox	L	8-15
A12	Rice*	W	7-5
A13	Rice*	W	22-5
A18	Topeka Hawks	W	5-4
A27	at TCU*	W	9-5
	at TCU*	L	2-4
M3	Baylor*	W	11-1
M6	at Rice*	W	9-8
M7	TCU*	W	4-0
M10	at SMU*	W	3-1 (12)
M14	Texas A&M*	W	5-1
	Texas A&M*	W	1-0
M29	Sinton Oilers	L	4-7
NCAA District 6 Playoff (Austin, Texas)			
M31	vs. Arizona	W	2-0
J4	vs. Arizona	W	7-1
NCAA College World Series (Omaha, Neb.)			
J8	vs. Connecticut	W	3-0
J9	vs. Penn State	L	1-4
J10	vs. Notre Dame	L	0-9
			* conference game

### 1958

Collegiate Record: 18-7  
Overall Record: 21-8  
SWC Record: 13-2 (1st)

#### Southwest Conference Champions

M3	Baylor (non-SWC)	W	6-2
M11	Brooke Medical Center	W	9-7
M14	Oklahoma	W	13-2
M15	Oklahoma	L	3-5
M17	Sam Houston State	L	4-11
M21	at Rice*	W	11-0
M22	at Rice*	W	14-1
M24	Minnesota	W	16-13
M27	TCU*	W	8-4
M28	TCU*	W	4-3 (11)
A1	at Baylor*	W	4-2
A3	Amarillo Gold Sox	W	21-3
A9	SMU*	L	3-11
A12	at Texas A&M*	W	12-1
A15	Rice*	W	12-6
A21	at TCU*	W	8-3
A22	Sam Houston State	L	3-7
A25	Baylor*	W	11-2
A26	Baylor*	W	4-0 (5)
M5	at SMU*	W	15-8
M6	at SMU*	L	1-8
M9	Texas A&M*	W	13-2
M10	Texas A&M*	W	4-0
M16	at Brooke Medical Center	W	4-2
M30	Houston	W	3-2 (10)
J2	Brooke Medical Center	L	2-5
NCAA District 6 Playoff (Tucson, Ariz.)			
J5	vs. Arizona	W	14-3
J6	vs. Arizona	L	4-16
J7	vs. Arizona	L	2-5
			* conference game
			\$ San Antonio, Texas

### 1959

Collegiate Record: 13-7  
Overall Record: 15-7  
SWC Record: 9-5 (2nd)

M10	Brooke Medical Center	W	15-2
M13	Oklahoma	W	6-5 (11)
M14	Oklahoma	L	10-16
M17	Sam Houston State	W	12-6
M18	Sam Houston State	L	0-2
M21	Texas A&M*	L	6-7
M23	Minnesota	W	12-9
M24	Minnesota	W	14-1
M27	at Brooke Medical Center	W	10-6
M31	TCU*	W	4-1
A3	Baylor*	W	14-1
A7	at Rice*	W	1-0
A10	at TCU*	W	5-4
A18	SMU*	W	9-5
	SMU*	W	3-1 (7)
A24	at Baylor*	W	6-3
A25	at Baylor*	W	5-3
M1	Rice*	W	10-7
M2	Rice*	L	4-6
M7	at Texas A&M*	L	1-3
M8	at Texas A&M*	L	2-4
M12	at SMU*	L	5-6
			* conference game



# TEXAS BASEBALL



## Year-by-Year Results

### 1960

Collegiate Record: 19-3  
 Overall Record: 21-3  
 SWC Record: 13-2 (1st)

#### Southwest Conference Champions

M7	Sam Houston State	W	10-4
M11	Oklahoma	W	16-15
M12	Oklahoma	W	12-6
M15	Texas Lutheran	W	15-6
M19	at Baylor*	L	2-6
M21	Minnesota	W	21-14
M22	Minnesota	W	13-7
M29	SMU*	W	13-10
A1	at Texas A&M*	W	5-1
A5	at TCU*	W	17-3
A8	Baylor*	W	8-4
A9	Baylor*	W	9-4
A12	at Brooke Medical Center	W	4-0
A15	Rice*	W	8-2
A19	Brooke Medical Center	W	5-3
A22	at Rice*	L	4-5
A23	at Rice*	W	10-3
A30	TCU*	W	17-1
	TCU*	W	13-2
M5	at SMU*	W	7-3
M6	at SMU*	W	12-2
M13	Texas A&M*	W	5-2
M14	Texas A&M*	W	8-3

#### NCAA District 6 Playoff (Austin, Texas)

M31	vs. Houston	L	2-4
-----	-------------	---	-----

\* conference game

### 1961

Collegiate Record: 20-5-2  
 Overall Record: 22-6-2  
 SWC Record: 11-3-2 (1st)

#### Southwest Conference Champions

M6	Sam Houston State	W	5-3
M7	Sam Houston State	W	6-5
M10	Oklahoma	W	11-0
M11	Oklahoma	W	3-0
M14	Texas Lutheran	W	7-2
M17	Texas A&M*	tie	6-6
M20	Minnesota	W	19-7
M21	Minnesota	W	14-9
M25	Baylor*	W	26-7
M28	SMU*	W	7-6
M30	Fort Hood	W	5-2
A4	at TCU*	W	15-13
A10	Brooke Medical Center	W	11-4
A14	at SMU*	W	15-4
A15	at SMU*	W	15-11
A21	Rice*	W	12-6
A22	Rice*	W	8-0 (7)
	Rice*	W	11-6
A25	at Brooke Medical Center	L	9-12
M4	TCU*	L	8-9
M5	TCU*	W	5-3
M8	Texas A&M*	W	17-3
M12	at Texas A&M*	L	6-13
M13	at Texas A&M*	W	15-5
M17	at Baylor*	L	2-3
	at Baylor*	tie	9-9 (7)

#### NCAA District 6 Playoff (Austin, Texas)

J5	vs. Arizona	W	8-2
J6	vs. Arizona	W	5-4

#### NCAA College World Series (Omaha, Neb.)

J10	vs. USC	L	6-8
J11	vs. Western Michigan	L	2-8

\* conference game

### 1962

Collegiate Record: 22-7  
 Overall Record: 26-7  
 SWC Record: 12-2 (1st)

#### Southwest Conference Champions

##### THIRD IN NATION

M5	Sam Houston State	W	5-4
M6	Sam Houston State	L	5-16 (7)
M9	Oklahoma	W	10-0
M10	Oklahoma	W	19-7
M13	Texas Lutheran	W	19-2
M17	at Baylor*	W	4-3
M19	Minnesota	L	7-8
M20	Minnesota	L	3-5 (10)
M24	Rice*	W	11-4
M27	St. Mary's (Texas)	W	11-3
M31	at Texas A&M*	L	3-4
A4	TCU*	W	9-7
A12	at Rice*	W	7-2
A13	at Rice*	L	6-9
A16	Baylor*	W	8-0
A17	Baylor*	W	12-1
A27	SMU*	W	2-0
A28	SMU*	W	4-3
M2	at TCU*	W	4-3
M3	at TCU*	W	7-3
M9	Texas A&M*	W	4-3
M10	Texas A&M*	W	11-10 (10)

#### NCAA District 6 Playoff (Tucson, Ariz.)

M17	vs. Arizona	W	1-0
M18	vs. Arizona	W	7-4

#### Exhibition Games

M19	at Arizona	W	4-3
J4	SMI Steelers	W	6-2
J6	SMI Steelers	W	3-0
J7	at LeGrange Demons	W	7-4

NCAA College World Series (Omaha, Neb.)

J11	vs. Michigan	L	1-3
J12	vs. Colorado State	W	12-2
J13	vs. Ithaca College	W	3-2
J14	vs. Michigan	W	7-0
J15	vs. Santa Clara	L	3-4 (10)

\* conference game

### 1963

Collegiate Record: 21-7-1  
 Overall Record: 24-7-1  
 SWC Record: 12-3 (1st)

#### Southwest Conference Champions

##### TIED FOR THIRD IN NATION

M4	Sam Houston State	L	2-5 (10)
M8	Oklahoma	W	4-0
M9	Oklahoma	W	6-2
M12	Texas Lutheran	W	12-5
M16	Texas A&M*	tie	6-6
M19	SMU*	W	7-3
M23	at TCU*	L	1-3
M25	Minnesota	L	6-15
M26	Minnesota	W	6-5
M30	Baylor*	L	2-3
A2	at Rice*	W	3-2
A9	Illinois	W	6-1
A11	North Dakota	W	15-11
A16	St. Mary's (Texas)	W	6-3
A19	TCU*	W	5-4
A20	TCU*	W	9-5
A26	at SMU*	W	8-1
A30	at SMU*	W	8-5
M2	Rice*	W	5-4
M3	Rice*	W	9-5
M7	Texas A&M*	W	12-2
M10	at Texas A&M*	L	5-10
M11	at Texas A&M*	W	4-2
M13	at Baylor*	W	5-1
	at Baylor*	W	8-2

#### Exhibition Games

M31	SMI Steelers	W	12-1
J2	LaGrange Demons	W	13-1
J7	at SMI Steelers (Seguin)	W	10-9 (10)

NCAA College World Series (Omaha, Neb.)

J10	vs. USC	W	8-3
J11	vs. Missouri	L	2-3
J12	vs. Penn State	W	6-4 (10)
J13	vs. Arizona	L	8-10

\* conference game

### 1964

Collegiate Record: 16-7-1  
 Overall Record: 16-7-1  
 SWC Record: 10-5-1 (t2nd)

M2	Sam Houston State	W	5-4
M3	Sam Houston State	L	7-8
M6	Oklahoma	L	1-3
M7	Oklahoma	W	10-2
M10	Texas Lutheran	W	3-1
M14	at Baylor*	W	4-2
M17	Rice*	W	11-0
M21	at Texas A&M*	L	2-5
M23	Minnesota	W	5-4
M24	Minnesota	W	8-4
A1	TCU*	W	5-1
A7	St. Mary's (Texas)	W	12-5
A10	at Rice*	W	4-0
A11	at Rice*	W	8-2
A17	Baylor*	W	5-1
A18	Baylor*	L	1-5
A24	SMU*	W	5-2
A25	SMU*	L	2-7
A28	at SMU*	W	7-2
M1	at TCU*	W	3-1
M2	at TCU*	L	6-7
M7	Texas A&M*	tie	5-5 (10)
M8	Texas A&M*	W	3-2 (7)
	Texas A&M*	L	2-5

\* conference game





# TEXAS BASEBALL



## Year-by-Year Results

1966			1967			1968			1969						
<b>Collegiate Record: 21-9-2</b>			<b>Collegiate Record: 17-11</b>			<b>Collegiate Record: 23-11</b>			<b>Collegiate Record: 35-6</b>						
<b>Overall Record: 24-9-2</b>			<b>Overall Record: 17-11</b>			<b>Overall Record: 23-11</b>			<b>Overall Record: 40-6</b>						
<b>SWC Record: 9-6 (11st)</b>			<b>SWC Record: 10-5 (11st)</b>			<b>SWC Record: 12-4 (1st)</b>			<b>SWC: 14-2 (1st)</b>						
<b>Southwest Conference Champions</b>			<b>Southwest Conference Champions</b>			<b>Southwest Conference Champions</b>			<b>Southwest Conference Champions</b>						
<b>FOURTH IN NATION</b>															
F28	Sam Houston State	W	13-8	F28	Sam Houston State	L	1-5	F23	Oklahoma	L	1-2	F27	Sam Houston State	W	7-3
M1	Sam Houston State	W	9-3	M3	Sam Houston State	W	3-0	F24	Oklahoma	W	4-1	F28	Sam Houston State	W	12-0
M4	Oklahoma	W	13-11	M3	Oklahoma	W	8-4	F27	Oklahoma	W	6-4	M7	Oklahoma	W	4-1
	Oklahoma	tie	4-4	M4	Oklahoma	W	7-6	F28	Sam Houston State	W	9-8		Oklahoma	W	3-0
M5	Oklahoma	W	10-1	M4	Oklahoma	W	7-4	M2	at Texas A&M*	L	0-1	M8	Oklahoma	L	9-11
M8	Texas Lutheran	W	9-2	M7	Texas Lutheran	W	7-2	M5	TCU*	L	9-10		Oklahoma	W	12-6
M15	at Baylor*	W	5-1	M11	at Rice*	L	2-3	M7	Texas Lutheran	W	1-0	M11	Texas Lutheran	W	10-2
M16	Rice*	W	4-3	M14	Texas A&M*	W	5-0	M9	at SMU*	L	4-5	M12	St. Mary's (Texas)	W	13-7
M19	at SMU*	W	6-4	M17	SMU*	L	3-5	M16	Rice*	W	7-3	M18	Minnesota	W	4-2
M21	Minnesota	W	13-9	M20	Minnesota	L	5-7	M18	Minnesota	L	5-8	M21	Minnesota	L	6-7
M22	Minnesota	W	10-9	M21	Minnesota	L	6-7	M19	Minnesota	L	1-8	M22	TCU*	W	7-3
M23	TCU*	L	2-6	M23	Baylor*	W	9-2	M22	at Texas Tech*	W	7-5	TCU*	W	8-6	
M26	at Texas A&M*	L	0-9	M28	St. Mary's (Texas)	L	6-7	M23	at Texas Tech*	W	7-2	M22	TCU*	W	7-5
M30	SMU*	W	7-5	M29	Wisconsin	W	7-0	M23	at Texas Tech*	W	2-1	M28	at SMU*	W	5-0
M31	SMU*	W	8-1	A1	at TCU*	W	1-0	M29	SMU*	W	7-2	at SMU*	W	5-0	
A7	North Dakota	W	16-0	A7	at Baylor*	W	12-0	M30	SMU*	W	6-5	M29	at SMU*	W	8-1
A12	St. Mary's (Texas)	W	11-4	A8	at Baylor*	W	11-7	A3	Baylor*	W	2-0	A4	Rice*	W	5-3
A15	Baylor*	W	6-3	A14	Rice*	W	2-1	A4	Baylor*	W	10-6		Rice*	W	7-0
A16	Baylor*	L	2-3	A15	Rice*	W	4-1	A4	Baylor*	W	10-6	A5	Rice*	W	8-2
A22	at Rice*	W	2-0	A21	TCU*	W	7-4		Baylor*	W	8-7	A7	Notre Dame	W	5-4
A23	at Rice*	L	5-6	A22	TCU*	L	3-5 (10)	A10	at Trinity	W	9-4	A11	at Baylor*	W	5-3
M3	at TCU*	W	2-1	A28	at SMU*	L	1-2	A11	at St. Mary's (Texas)	W	1-0	at Baylor*	W	5-2	
	at TCU*	W	2-1	A29	at SMU*	W	10-2	A19	at TCU*	L	5-7	A15	Pan American	W	7-3
M9	Texas A&M*	L	5-9	M5	at Texas A&M*	L	1-6	A20	at TCU*	W	4-3	A17	Trinity	W	21-4
M10	Texas A&M*	L	6-8	M6	at Texas A&M*	W	5-1	A26	at Rice*	W	4-2	A25	Texas Tech*	L	1-2
<b>NCAA District 6 Playoff (Austin &amp; Houston, Texas)</b>			<b>NCAA District 6 Playoff (Houston &amp; Austin, Texas)</b>			<b>NCAA District 6 Playoff (Austin, Texas)</b>			<b>NCAA District 6 Playoff (Austin, Texas)</b>						
M18	Houston	tie	4-4	M16	at Houston	L	8-11	M1	St. Mary's (Texas)	W	9-0	A26	Texas Tech*	W	12-1
M19	Houston	L	4-5	M18	Houston	W	5-1	M3	Trinity	L	1-3	Texas Tech*	W	6-2	
M21	at Houston	W	9-3	M19	Houston	L	3-4	<b>NCAA District 6 Playoff (Austin, Texas)</b>			M6	at Texas A&M*	W	2-1	
	at Houston	W	8-5	* conference game			M29	vs. Pan American	W	3-0	at Texas A&M*	L	2-5		
<b>Exhibition Games</b>						M30	vs. Pan American	L	1-2 (10)	M9	Sam Houston State	W	1-0		
J7	SMI Steelers	W	7-2				M31	vs. Pan American	W	10-6	Sam Houston State	W	9-5		
J8	at Randolph AFB	W	3-2				<b>NCAA College World Series (Omaha, Neb.)</b>			M10	Sam Houston State	W	7-2		
J9	Fort Sam Houston	W	10-0				J11	vs. Oklahoma State	L	5-8	Sam Houston State	W	13-4		
<b>NCAA College World Series (Omaha, Neb.)</b>						J12	vs. BYU	W	7-0	M12	Houston Baptist	W	11-0		
J13	vs. Arizona	W	5-1				J13	vs. North Carolina State	L	5-6	Houston Baptist	W	7-1		
J14	vs. St. John's	L	0-2				* conference game			<b>NCAA District 6 Playoff (Austin, Texas)</b>					
J15	vs. Oklahoma State	L	1-6				M17	vs. Trinity	W	10-0	vs. Trinity	W	5-0		
* conference game									<b>Exhibition Games</b>						
						J5	at Seguin Sox	W	13-3						
						J6	Dallas Truckers	W	10-4						
						J7	Dallas Truckers	W	1-0 (10)						
							Dallas Truckers	W	4-2						
						J9	Seguin Sox	W	4-1						
						<b>NCAA College World Series (Omaha, Neb.)</b>									
						J13	vs. Arizona State	W	4-0						
						J16	vs. Tulsa	L	2-4						
						J17	vs. Mississippi	W	14-1						
						J18	vs. NYU	L	2-4						
						* conference game									



# TEXAS BASEBALL



## Year-by-Year Results

### 1970

Collegiate Record: 39-8  
Overall Record: 45-8  
SWC Record: 14-1 (1st)

#### Southwest Conference Champions

##### THIRD IN NATION

F27	Sam Houston State	W	12-1
	Sam Houston State	W	10-0
F28	Sam Houston State	W	14-0
	Sam Houston State	L	1-3
M3	Texas Lutheran	W	8-1
	Texas Lutheran	W	11-4
M6	Houston	W	2-1
	Houston	L	2-6
M13	Oklahoma	W	3-2
	Oklahoma	L	2-3
M14	Oklahoma	W	5-1
	Oklahoma	W	6-2
M20	SMU*	W	8-0
	SMU*	W	10-5
M21	SMU*	W	17-4
	SMU*	W	4-2
M23	Minnesota	W	4-2
	Minnesota	L	0-4
M24	Minnesota	W	6-0
	Minnesota	W	22-5
M26	Phillips	W	6-0
	Phillips	W	8-3
M30	Lamar Tech	W	12-0
	Lamar Tech	W	10-0
A3	at Texas Tech*	W	4-0
	at Texas Tech*	W	6-3
A7	at St. Mary's (Texas)	W	2-1
	at St. Mary's (Texas)	L	6-7
A8	at Texas Lutheran	W	2-0
	at Texas Lutheran	W	5-0
A17	Baylor*	W	2-0
	Baylor*	W	9-3
A18	Baylor*	W	2-1
A24	at TCU*	W	2-0
	at TCU*	W	14-0
A30	at Rice*	W	2-1
	at Rice*	W	5-1
M7	Texas A&M*	L	5-7
	Texas A&M*	W	8-0
M8	Texas A&M*	W	5-3
<b>NCAA District 6 Tournament</b> (Austin, Texas)			
M28	vs. Arkansas State	W	5-0
M29	vs. Pan American	W	2-1
M30	vs. Pan American	W	4-3 (11)
<b>Exhibition Games</b>			
J5	at La Grange Demons	W	9-6
	at La Grange Demons	W	13-3
J6	SA Spurs	W	5-0
	SA Spurs	W	8-2
J8	at Seguin Sox	W	15-3
	at Seguin Sox	W	7-1
<b>College World Series (Omaha, Neb.)</b>			
J12	vs. Delaware	W	12-4
J14	vs. Ohio	W	7-2
J15	vs. Florida State	W	5-1
J16	vs. USC	L	7-8 (14)
J17	vs. Florida State	L	2-11
* conference game			

### 1971

Collegiate Record: 33-11  
Overall Record: 35-11  
SWC Record: 15-3 (1st)

#### Southwest Conference Champions

F26	Sam Houston State	W	8-0
	Sam Houston State	W	5-4
F27	Sam Houston State	W	5-3
	Sam Houston State	L	1-4
M2	Texas Lutheran	W	12-2
	Texas Lutheran	W	16-1
M5	at Pan American	L	5-6
	at Pan American	W	4-0
M6	at Pan American	L	3-4
	at Pan American	L	1-3
M9	St. Mary's (Texas)	W	12-1
	St. Mary's (Texas)	W	9-3
M12	at Baylor*	L	0-1
	at Baylor*	W	3-4
M13	at Baylor*	W	17-6
M19	Texas Tech*	W	1-0 (13)
	Texas Tech*	W	9-3
M20	Texas Tech*	L	4-6
M22	Minnesota	W	4-3
	Minnesota	W	5-1
M23	Minnesota	W	9-1
	Minnesota	L	3-6
M26	at SMU*	W	5-0
	at SMU*	W	10-0
M27	at SMU*	W	6-0
A1	TCU*	W	13-4
	TCU*	W	6-0
A2	TCU*	W	11-5
A5	Lamar Tech	W	8-0
	Lamar Tech	W	12-2
A8	at Texas Lutheran	W	3-0
	at Texas Lutheran	W	9-0
A16	at Houston	W	7-0
	at Houston	L	0-3
A23	Rice*	W	16-7
	Rice*	W	19-7
A24	Rice*	W	12-4
A26	Dallas Baptist	W	11-6
	Dallas Baptist	W	14-0
M3	at Texas A&M*	W	9-6
	at Texas A&M*	W	3-0
M4	at Texas A&M*	W	10-9
M17	Austin Aztecas	W	8-3
	Austin Aztecas	W	1-0
<b>NCAA District 6 Playoff</b> (San Antonio, Texas)			
M21	vs. Pan American	L	0-1
M22	vs. Pan American	L	0-4
* conference game			

### 1972

Collegiate Record: 40-9  
Overall Record: 50-9  
SWC Record: 12-6 (tied-1st)

#### Southwest Conference Champions

##### TIED FOR THIRD IN NATION

F25	Sam Houston State	W	4-3
	Sam Houston State	W	3-0
F26	Sam Houston State	W	8-1
	Sam Houston State	W	8-1
F29	Texas Lutheran	W	2-0
	Texas Lutheran	W	7-1
M3	Oklahoma	W	13-6
	Oklahoma	L	1-5
M4	Oklahoma	W	10-1
	Oklahoma	W	2-1
M7	St. Mary's (Texas)	W	7-0
	St. Mary's (Texas)	W	7-2
M10	Houston	W	9-2
	Houston	W	7-0
M11	Houston	W	7-2
	Houston	W	5-1
M14	at Texas Lutheran	W	5-1
	at Texas Lutheran	W	4-1
M17	Baylor*	W	4-1
	Baylor*	W	6-5
M18	Baylor*	W	19-2
M22	Minnesota	W	3-2
	Minnesota	W	14-4
M23	Minnesota	W	14-2
	Minnesota	W	8-3
M25	at St. Mary's (Texas)	W	6-0
	at St. Mary's (Texas)	W	11-1
M31	at Texas Tech*	W	5-1
	at Texas Tech*	L	4-5
A1	at Texas Tech*	W	12-5
A7	at Rice*	L	3-10
	at Rice*	L	0-4
A8	at Rice*	L	4-8
A14	SMU*	W	8-2W
	SMU*	W	11-0
A15	SMU*	W	15-3
A21	at TCU*	W	1-2L
	at TCU*	W	8-5W
A22	at TCU*	W	5-1W
A28	Texas A&M*	W	4-2W
	Texas A&M*	W	6-7L
A29	Texas A&M*	W	10-6
M13	Austin Aztecas	W	8-2W
	Austin Aztecas	W	7-2W
<b>NCAA District 6 Tournament</b> (San Antonio, Texas)			
M18	vs. Trinity	W	4-3 (14)
M19	vs. Pan American	W	1-0
	vs. Pan American	W	2-1
<b>Exhibition Games</b>			
M29	at LaGrange Demons	W	2-1
	at LaGrange Demons	W	14-3
M31	Austin Aztecas	W	6-1
	Austin Aztecas	W	3-1
J1	LaGrange Demons	W	8-5
	LaGrange Demons	W	9-4
J2	Fort Hood All-Stars	W	3-2
	Fort Hood All-Stars	W	5-1
<b>College World Series (Omaha, Neb.)</b>			
J9	vs. Connecticut	L	0-3 (10)
J10	vs. Mississippi	W	9-8
J12	vs. Oklahoma	W	7-1
J14	vs. USC	L	3-4 (10)
* conference game			

### 1973

Overall Record: 50-7  
SWC Record: 15-3 (1st)

#### Southwest Conference Champions

##### TIED FOR THIRD IN NATION

F23	Sam Houston State	L	0-5
	Sam Houston State	L	2-9
F24	Sam Houston State	W	3-0
	Sam Houston State	W	5-2
F27	Texas Lutheran	W	6-0
	Texas Lutheran	W	4-1
M2	Lamar	W	7-2
	Lamar	W	9-0
M3	Dallas Baptist	W	5-1
	Dallas Baptist	W	13-3
M6	St. Mary's (Texas)	W	1-0
	St. Mary's (Texas)	W	10-0
M9	Southwestern Louisiana	W	4-1
	Southwestern Louisiana	W	12-1
M10	Southwestern Louisiana	W	4-1
	Southwestern Louisiana	W	9-0
M16	TCU*	W	4-3 (11)
	TCU*	W	9-4
M17	TCU*	W	4-0
M19	Trinity	W	2-0
	Trinity	W	9-3
M23	at Baylor*	W	7-2 (8)
	at Baylor*	L	2-3
M24	at Baylor*	W	8-4
M26	Minnesota	W	3-2
	Minnesota	W	13-8
M30	at Houston*	W	3-1
	at Houston*	W	11-5
M31	at Houston*	L	1-2
A3	at St. Mary's (Texas)	W	10-1
	at St. Mary's (Texas)	W	15-3
A7	Texas Tech*	W	6-2
	Texas Tech*	W	9-0
A10	at Texas Lutheran	W	7-1
	at Texas Lutheran	W	10-1
A13	at SMU*	W	21-4
A20	Rice*	W	3-2
A21	Rice*	W	13-1
	Rice*	W	10-8
A27	at Texas A&M*	L	0-1
	at Texas A&M*	W	3-1
A28	at Texas A&M*	W	6-4
M5	Southwestern	W	9-3
	Southwestern	W	6-0
M7	Southwestern	W	5-1
	Southwestern	W	21-6
M11	Sam Houston State	W	4-0
	Sam Houston State	W	8-2
M12	Sam Houston State	W	8-2
	Sam Houston State	W	12-4
<b>NCAA District 6 Tournament</b> (Arlington, Texas)			
M24	vs. Pan American	W	7-1
M26	vs. Trinity	W	17-2
M27	vs. Pan American	W	14-12 (13)
<b>College World Series (Omaha, Neb.)</b>			
J9	vs. Georgia Southern	W	6-3
J10	vs. USC	L	1-4
J11	vs. Oklahoma	W	10-2
J12	vs. Arizona State	L	5-6
* conference game			





# TEXAS BASEBALL



## Year-by-Year Results

1978			1979			1980			1981		
Collegiate Record: 36-16 Overall Record: 36-17 SWC Record: 12-12 (5th)			Collegiate Record: 55-8 Overall Record: 61-8 SWC Record: 22-2 (1st)			Overall Record: 53-13 SWC Record: 18-6 (1st) Southwest Conference Champions			Collegiate Record: 61-11-1 Overall Record: 62-11-1 SWC Record: 16-5 (1st) Southwest Conference Champions		
F16	St. Mary's (Texas)	L 9-10	<b>Southwest Conference Champions</b>			F18	Texas Wesleyan	W 7-0	<b>Southwest Conference Champions</b>		
	St. Mary's (Texas)	W 17-5	<b>FOURTH IN NATION</b>				Texas Wesleyan	W 11-10	<b>THIRD IN NATION</b>		
F18	Texas Lutheran	W 8-1	F15	St. Mary's (Texas)	W 8-1	F22	Texas Lutheran	W 5-4	F21	Texas Lutheran	W 10-0
	Texas Lutheran	W 13-3		St. Mary's (Texas)	W 9-3		Texas Lutheran	W 8-6		Texas Lutheran	W 10-1
F21	Texas Wesleyan	W 7-0	F22	Texas Wesleyan	W 2-0	F23	Louisiana Tech	W 5-2	F25	St. Mary's (Texas)	W 5-1
	Texas Wesleyan	W 6-3		Texas Wesleyan	W 10-9		Louisiana Tech	W 12-3		St. Mary's (Texas)	W 1-0
F24	Lubbock Christian	W 10-2	F23	Hosei (Japan)	W 3-0	F26	St. Mary's (Texas)	W 11-2	F27	Lubbock Christian	W 6-3
	Lubbock Christian	W 7-3		Hosei (Japan)	W 2-0		St. Mary's (Texas)	W 10-3		Lubbock Christian	L 3-6
F25	Lubbock Christian	W 2-1	F24	Louisiana Tech	W 6-1	F29	at Rice*	W 5-0	F28	Lubbock Christian	W 11-5
	Lubbock Christian	W 6-2		Louisiana Tech	W 11-3	M2	at Rice*	W 5-0		Lubbock Christian	W 13-3
F28	Phillips	W 7-3	F26	Louisiana Tech	W 5-0	M4	at Rice*	W 4-2	M4	Oral Roberts	W 11-1
	Phillips	W 9-3	F27	Louisiana Tech	W 11-3		at Rice*	W 4-5		Oral Roberts	tie 10-10
M4	Arkansas*	L 4-5		Texas Lutheran	W 13-4	M4	Southwestern	L 4-5	M5	Hardin-Simmons	W 9-0
	Arkansas*	L 1-2 (12)		Texas Lutheran	W 13-1		Southwestern	W 5-4		Hardin-Simmons	W 17-2
M5	Arkansas*	W 18-3	M2	at Arkansas*	L 0-2	M7	Baylor*	W 4-3	M6	Hardin-Simmons	W 17-2
	Arkansas*	W 18-3	M3	at Arkansas*	W 3-2 (8)	M8	Baylor*	W 4-1		Hardin-Simmons	W 17-2
M7	Hardin-Simmons	W 2-0		at Arkansas*	W 1-0		Baylor*	W 20-4	M6	Texas Wesleyan	W 6-5
	Hardin-Simmons	W 3-1	M6	Hardin-Simmons	W 3-2 (8)	M10	Lubbock Christian	W 5-3		Texas Wesleyan	W 14-8
M10	at Houston*	L 1-6		Hardin-Simmons	W 2-1 (8)		Lubbock Christian	W 6-5	M8	Lamar	W 5-2
	at Houston*	W 14-3	M9	Houston*	W 6-3		Lubbock Christian	W 6-5		Lamar	L 4-8
	at Houston*	L 6-7	M10	Houston*	W 3-1	M11	Lubbock Christian	W 4-1	M9	Lamar	W 4-0
M14	Central Michigan	W 7-2		Houston*	W 2-0		Lubbock Christian	L 3-4		Lamar	W 5-1
	Central Michigan	W 5-4	M12	Lubbock Christian	W 14-5	M13	Hardin-Simmons	W 7-2	M13	Lamar	W 5-1
M17	Texas A&M*	L 4-5		Lubbock Christian	W 14-10		Hardin-Simmons	W 10-3	M13	Texas Tech*	W 17-3
M18	Texas A&M*	L 0-1	M13	Lubbock Christian	W 4-3 (8)	M14	Arkansas State	W 5-1	M14	Texas Tech*	W 5-1
	Texas A&M*	W 5-2		Lubbock Christian	W 11-1		Arkansas State	W 13-2		Texas Tech*	W 7-6
M20	Minnesota	W 8-1	M14	Southwestern	W 6-2	M15	Arkansas State	W 17-2	M16	Emporia State	W 3-1
	Minnesota	W 5-3		Southwestern	W 12-3		Arkansas State	W 12-0		Emporia State	W 10-4
M21	Minnesota	W 11-2	M17	Eastern Michigan	W 8-2	M21	SMU*	W 9-2	M17	Emporia State	W 1-0
	Minnesota	W 10-1		Eastern Michigan	W 8-1	M22	SMU*	W 11-0		Emporia State	W 17-6
M23	Eastern Michigan	W 6-5 (8)	M18	Eastern Michigan	W 13-10		SMU*	W 1-0	M18	Midwestern	W 7-4
	Eastern Michigan	W 7-1	M19	Eastern Michigan	W 8-3	M24	Minnesota	L 3-6		Midwestern	W 17-5
M24	Eastern Michigan	W 6-4		Minnesota	W 6-5 (12)		Minnesota	W 11-1	M19	Southwestern	W 11-2
	USC	L 2-8	M20	Minnesota	L 4-11	M25	Minnesota	W 7-4		Southwestern	W 11-3
M25	USC	L 2-3		Minnesota	W 9-2		Minnesota	W 11-4	M20	UT Arlington	W 9-1
	USC	W 3-2 (10)	M23	Arizona	L 2-8	M28	at Texas Tech*	W 14-1		UT Arlington	L 1-6
M28	Southwestern	W 13-8		Arizona	L 4-7	M30	at Texas Tech*	L 2-3	M21	UT Arlington	W 8-7
	Southwestern	L 1-2	M24	Arizona	L 3-7		at Texas Tech*	W 9-4		UT Arlington	W 14-5
M31	at Rice*	W 5-1		Arizona	W 4-0	M31	USC	W 4-3	M23	Minnesota	W 6-5
	at Rice*	L 2-6	M30	Rice*	W 12-3		USC	W 2-1		Minnesota	W 10-6
A1	at Rice*	L 2-3	M31	Rice*	W 7-0	A1	USC	W 11-3	M24	Minnesota	W 8-3
	at Rice*	L 2-3		Rice*	W 16-0	A4	Arkansas*	L 1-2		Minnesota	W 6-1
A5	Texas Rangers	L 2-7	A6	at Baylor*	W 6-3	A5	Arkansas*	W 15-3	M27	Houston*	W 8-7
A7	Baylor*	W 3-0	A7	at Baylor*	W 5-0		Arkansas*	L 6-8	M28	Houston*	W 7-6 (8)
A8	Baylor*	L 0-4	A13	TCU*	W 3-1	A11	at Houston*	W 5-2		Houston*	W 4-3
	Baylor*	W 10-4	A14	TCU*	W 5-1		at Houston*	W 8-0	A3	at Arkansas*	L 0-7
A14	at TCU*	W 9-7		TCU*	W 15-5	A12	at Houston*	W 8-6	A4	at Arkansas*	W 5-4
A15	at TCU*	W 8-2	A20	at SMU*	W 10-2		at Houston*	W 8-6		at Arkansas*	W 8-6
	at TCU*	L 2-8	A21	at SMU*	W 5-3	A18	Texas A&M*	W 5-1	A7	San Antonio Dodgers	W 6-3
A21	SMU*	W 8-1		at SMU*	W 13-7	A19	Texas A&M*	W 4-1	A10	TCU*	W 8-0
A22	SMU*	L 0-3 (8)	A27	Texas Tech*	W 4-1		Texas A&M*	L 4-5 (12)	A11	TCU*	W 7-3
	SMU*	W 5-2	A28	Texas Tech*	W 3-1	A25	Lamar	L 6-8		TCU*	W 15-2
A28	at Texas Tech*	W 14-4		Texas Tech*	W 5-1		Lamar	W 6-1	A17	at Baylor*	W 6-4
A29	at Texas Tech*	W 5-0	M5	at Texas A&M*	L 0-1	A26	Lamar	W 11-5	A18	at Baylor*	L 4-6
	at Texas Tech*	L 7-8	M6	at Texas A&M*	W 3-2 (10)		Lamar	W 8-4	A19	at Baylor*	W 13-6
				at Texas A&M*	W 3-0	M2	at TCU*	W 8-6		Texas Wesleyan	W 4-1
			<b>SWC Tournament (Austin, Texas)</b>			M3	at TCU*	L 2-4		Texas Wesleyan	W 21-8
			M12	Texas A&M	W 6-4		at TCU*	L 0-2	A24	Rice*	W 8-1
			M13	Arkansas	W 6-2	M10	Texas Wesleyan	W 10-9	A25	Rice*	W 4-1
			M14	Arkansas	W 12-6		Texas Wesleyan	W 11-3		Rice*	L 3-7
			<b>Exhibition Games</b>						M1	at Texas A&M*	W 4-1
			M18	Southwest Bank	W 9-0	<b>SWC Tournament (College Station, Texas)</b>			M2	at Texas A&M*	L 2-4
				Southwest Bank	W 13-2	M17	vs. Texas Tech	W 9-2	M9	Lubbock Christian	W 4-1
			M22	Southwest Bank	W 10-2	M18	vs. Arkansas	W 6-4		Lubbock Christian	W 10-6
				Southwest Bank	W 7-6	M19	vs. Arkansas	L 7-8	M10	Lubbock Christian	W 9-2
			<b>NCAA Central Regional (Austin, Texas)</b>			M20	vs. Arkansas	W 9-4		Lubbock Christian	W 10-4
			M25	Pan American	W 4-2	<b>NCAA Central Regional (Austin, Texas)</b>					
			M26	Lamar	W 6-4	M23	Louisiana Tech	L 3-4			
			M28	BYU	W 6-2	M24	UTPA	W 7-4	<b>College World Series (Omaha, Neb.)</b>		
			<b>NCAA College World Series (Omaha, Neb.)</b>			M25	Louisiana Tech	W 7-6	M30	vs. Arizona State	L 2-11
			J2	vs. Connecticut	W 11-5		Hawaii	L 3-7	J1	vs. Michigan	W 6-5
			J3	vs. Mississippi State	W 8-2				J4	vs. Miami (Fla.)	W 5-4
			J5	vs. Arkansas	L 4-9				J6	vs. Oklahoma State	W 15-8 (13)
			J6	vs. Pepperdine	L 4-6				J7	vs. Arizona State	L 3-12









# TEXAS BASEBALL



## Year-by-Year Results

1993				1994				1995				1996			
<b>Overall Record: 51-16</b>				<b>Overall Record: 43-21</b>				<b>Overall Record: 44-19</b>				<b>Overall Record: 39-24</b>			
<b>SWC Record: 11-7 (t2nd)</b>				<b>SWC Record: 9-9 (4th)</b>				<b>SWC Record: 14-10 (4th)</b>				<b>SWC Record: 17-7 (1st)</b>			
<b>Southwest Conference Champions</b>															
F2	Mary Hardin-Baylor	W	7-2	F1	Stephen F. Austin	W	8-1	J31	Stephen F. Austin	W	15-1	F3	Cal State Northridge	L	3-8
F5	Miami (Fla.)	W	17-6	F4	Stephen F. Austin	W	13-0	F3	Stephen F. Austin	W	6-3	F4	Cal State Northridge	L	6-8
F6	Miami (Fla.)	W	7-6	F4	California	W	13-4	F4	Louisiana Tech	W	11-1		Cal State Northridge	W	12-4
F7	Miami (Fla.)	W	12-11	F5	California	W	22-9	F4	Louisiana Tech	W	17-9	F6	Texas Lutheran	L	5-12
F9	St. Mary's (Texas)	W	8-5	F6	California	W	3-1	F5	Louisiana Tech	W	5-1	F7	Southwest Texas State	W	21-7
F12	Cal State Fullerton	W	13-11	F8	St. Mary's (Texas)	W	29-6	F7	Lamar	W	8-7 (10)	F9	Pepperdine	L	2-7
F13	Cal State Fullerton	L	5-7	F11	Cal State Fullerton	L	0-5	F8	St. Mary's (Texas)	W	17-7	F10	Pepperdine	W	4-2
F14	Cal State Fullerton	W	5-1	F12	Cal State Fullerton	L	6-11	F10	Southwestern Louisiana	W	13-2	F11	Pepperdine	L	5-11
F16	Schreiner College	W	17-6	F13	Cal State Fullerton	L	14-18	F11	Southwestern Louisiana	W	10-4	F13	St. Mary's (Texas)	W	16-7
F19	Southwestern Louisiana	W	10-3	F16	Southwest Texas State	L	3-4	F14	Texas Lutheran	W	6-1	F14	Lubbock Christian	W	22-4
F20	Southwestern Louisiana	W	10-7	F18	Pepperdine	W	8-5	F17	Grand Canyon	W	10-3	F16	Kansas	L	6-7
F21	Southwestern Louisiana	W	13-7	F19	Pepperdine	W	9-6	F18	Grand Canyon	W	5-3	F17	Kansas	L	6-8
F23	Texas Lutheran	W	9-5	F20	Pepperdine	W	11-4	F19	Grand Canyon	W	8-6	F18	Kansas	W	9-2
F26	UT Arlington	W	7-4	F22	Texas Lutheran	W	6-3	F21	Tarleton State	W	15-3	F20	Southwest Texas St.	W	18-4
F27	UT Arlington	W	8-6	F25	UT Arlington	W	5-1	F24	vs. Notre Dame \$	W	10-6	F23	UT Arlington	W	9-2
M2	Howard Payne	11-1	W	F26	UT Arlington	L	8-9	F25	vs. Pepperdine \$	L	7-14	F24	UT Arlington	L	19-25
M5	Creighton	W	7-6	F27	UT Arlington	W	5-2	F28	Lubbock Christian	W	15-4	F25	UT Arlington	W	18-6
M6	Creighton	W	11-0	M4	Oklahoma	L	4-5	M3	Cal State Fullerton	W	2-1	F27	Tarleton State	W	16-1
M7	Creighton	W	5-4	M5	Oklahoma	W	6-4	M4	Cal State Fullerton	L	3-17	M1	Cal State Fullerton	L	0-1
M9	Oklahoma	W	10-5	M8	Indiana State	W	9-1	M5	Cal State Fullerton	L	4-6	M2	Cal State Fullerton	L	3-13
M10	Oklahoma	L	8-11	M9	Indiana State	W	8-7	M7	Creighton	W	12-3	M3	Cal State Fullerton	L	7-19
M13	Lamar	W	2-0	M11	LSU	L	6-9	M8	Creighton	W	8-6	M6	UT San Antonio	W	14-3
M14	Lamar	W	12-4	M12	LSU	W	9-7	M10	VCU	W	10-3	M8	Maine	W	6-1
M15	Lubbock Christian	W	11-3	M13	LSU	W	7-1	M11	Oklahoma	W	4-2	M9	Oklahoma	W	11-2
M16	Lubbock Christian	L	7-9	M14	Creighton	W	11-6	M12	Oklahoma	W	3-1	M10	Oklahoma	W	10-7
M20	Houston*	L	1-4	M18	Texas A&M*	W	2-1	M13	VCU	W	12-2		Maine	W	8-3
M21	Houston*	W	8-7	M19	at Texas A&M*	W	8-7	M14	VCU	W	6-4	M11	Maine	W	7-1
M22	Emporia State	W	15-1	M20	at Texas A&M*	W	20-7	M16	vs. Texas Tech* %	L	3-4	M14	vs. Texas Tech* \$	W	9-5
M23	Emporia State	W	12-2	M22	Lubbock Christian	L	6-11	M17	vs. Baylor* %	L	0-1	M15	vs. Baylor* \$	L	9-12
M24	Southwest Texas State	W	11-4	M25	Lubbock Christian	W	3-2	M18	vs. Texas A&M* %	L	5-9	M16	vs. Texas A&M* \$	L	4-8
M26	Dallas Baptist	W	8-7	M26	at Houston*	W	13-7	M19	vs. Houston* %	W	5-4	M17	vs. Houston* \$	W	22-7
M27	Dallas Baptist	W	8-4	M27	at Houston*	L	2-7	M21	Southwest Texas State	W	12-2	M22	Oral Roberts	W	10-4
M30	UT San Antonio	W	8-5	M29	at Houston*	W	17-8	M24	Houston*	W	6-5	M23	Oral Roberts	W	7-0
A2	TCU*	W	3-2	M27	at Lamar	L	3-15	M25	Houston*	W	5-2	M29	Rice*	W	9-6
A3	TCU*	W	6-3	M29	UT San Antonio	W	9-6	M31	Houston*	W	13-6	M30	Rice*	W	11-4
A6	at Oklahoma	L	4-9	A1	Rice*	L	9-12	M28	Texas Southern	W	25-1	M31	Rice*	W	7-6
A9	Baylor*	W	2-1	Ap2	Rice*	L	6-8	M31	at Rice*	L	8-10	A6	at Houston*	W	6-1
A10	at Baylor*	L	4-7	A5	Rice*	W	8-4	A1	at Rice*	W	8-4	A7	at Houston*	W	10-5
A16	at Baylor*	L	6-8	A8	Tarleton State	W	4-0	A2	at Rice*	L	4-5	A12	at Houston*	W	11-3
A17	at Rice*	W	10-0	A9	at TCU*	L	6-8	A5	at Rice*	L	5-6	A13	at Houston*	W	7-4
A18	at Rice*	W	8-7	A15	at TCU*	L	2-4	A7	TCU*	W	13-0	A13	Texas Tech*	W	3-2
A19	Grand Canyon	W	4-9	A16	at Baylor*	L	3-4	A8	TCU*	W	13-2		Texas Tech*	W	3-2
A20	Grand Canyon	W	2-1	A19	Baylor*	W	2-6	A9	TCU*	W	6-2	A15	Dallas Baptist	L	1-5
A23	at Texas Tech*	W	10-0	A16	Baylor*	W	10-4	A9	TCU*	W	8-4	A16	Houston Baptist	W	5-0
A24	at Texas Tech*	L	6-13	A19	Baylor*	W	10-4	A14	at Texas Tech*	L	17-26	A19	at Baylor*	L	7-8
A25	at Texas Tech*	L	4-5	A22	Houston Baptist	W	6-5	A15	at Texas Tech*	W	10-7	A20	Baylor*	L	5-7
A30	at Texas A&M*	L	2-6	A23	Grand Canyon	W	10-1	A15	at Texas Tech*	L	10-11	A26	Baylor*	W	5-2
M1	Texas A&M*	L	1-9	A24	Grand Canyon	W	6-0	A21	at Texas Tech*	L	10-11	A26	Texas A&M*	W	17-4
M2	Texas A&M*	W	3-1	A25	Grand Canyon	W	8-7	A23	Baylor*	W	7-1	A27	at Texas A&M*	W	11-7
<b>SWC Tournament (Austin, Texas)</b>				<b>SWC Tournament (Austin, Texas)</b>				<b>SWC Tournament (College Station, Texas)</b>				<b>SWC Tournament (Lubbock, Texas)</b>			
M13	vs. Texas A&M	W	21-7	M12	Dallas Baptist	L	5-10	M18	at Baylor*	L	3-7	M16	vs. TCU	W	7-5
M14	vs. Baylor	L	4-9	A26	Dallas Baptist	W	3-2	M19	at Texas A&M*	W	10-5	M17	vs. Rice	L	6-9
M15	vs. Texas A&M	W	11-10	A29	Dallas Baptist	W	15-0	M20	vs. Texas A&M	L	6-11	M18	vs. Texas Tech	W	8-7
	vs. Baylor	L	6-10	A29	Dallas Baptist	L	0-6	<b>NCAA Midwest II Regional</b>					vs. Rice	L	8-16
<b>NCAA Central II Regional (Austin, Texas)</b>				A30	Dallas Baptist	W	9-6	<b>(Oklahoma City, Okla.)</b>				<b>NCAA Central Regional (Austin, Texas)</b>			
M28	vs. McNeese State	W	7-4	A30	Dallas Baptist	L	0-6	M25	vs. Ohio State	W	10-5	M23	vs. UCLA	L	2-5
M29	vs. Kentucky	W	8-3	M27	Texas Tech*	L	4-15	M27	vs. Oklahoma	L	9-13	M24	vs. Sam Houston St.	W	4-2
M30	vs. USC	W	11-3	M29	Texas Tech*	W	9-4		vs. Indiana State	W	3-2	M25	vs. Miami (Fla.)	L	7-9
M31	vs. USC	W	3-2	M30	Texas Tech*	L	2-4	M28	vs. Auburn	L	2-4	* conference game			
<b>College World Series (Omaha, Neb.)</b>				* conference game				* conference game				* conference game			
J5	vs. Oklahoma State	W	6-5					\$ Cal State Fullerton Tournament				\$ SWC First Pitch Tournament			
J7	vs. Wichita State	L	6-7					(Fullerton, Calif.)				(Houston, Texas)			
J8	vs. Oklahoma State	L	6-7					% SWC First Pitch Tournament							
								(Houston, Texas)							





# TEXAS BASEBALL



## Year-by-Year Results

1997				1998				1999				2000			
<b>Overall Record: 29-22</b>				<b>Collegiate Record: 23-32-1</b>				<b>Overall Record: 36-26</b>				<b>Overall Record: 46-21</b>			
<b>Big 12 Record: 12-15 (7th)</b>				<b>Overall Record: 23-32-1</b>				<b>Big 12 Record: 17-13 (6th)</b>				<b>Big 12 Record: 19-10 (4th)</b>			
F2	UT Arlington	L	4-9	F3	UT San Antonio	L	0-3	F2	UT Arlington	W	5-2	F1	UT Arlington	L	1-3
	UT Arlington	W	11-7	F7	at USC	L	3-5	F3	UT Arlington	W	9-3	F2	UT Arlington	W	7-0
F3	UT Arlington	W	8-4		at USC	W	6-5	F5	USC	W	5-3	F4	Houston	W	2-1 (11)
F5	Texas Lutheran	L	7-8	F8	at USC	W	15-7	F6	USC	W	9-8	F5	Houston	L	2-8
F7	Oral Roberts	W	7-5	F11	Sam Houston State	W	9-3	F7	USC	W	8-7	F6	Houston	W	7-1
F8	Oral Roberts	W	6-1	F13	Stanford	L	2-6 (11)	F9	UT San Antonio	L	10-11	F8	Dallas Baptist	W	6-0
F9	Oral Roberts	W	20-8	F15	Stanford	L	1-9	F12	at LSU	L	5-7	F11	Sam Houston State	W	10-0
F11	Tarleton State	W	11-8		Stanford	tie	7-7	F13	at LSU	W	16-4	F12	Sam Houston State	W	7-3
F13	St. Mary's (Texas)	L	4-8	F17	Southwest Texas State	W	17-1	F14	at LSU	W	10-4	F13	Sam Houston State	W	13-4
F14	Sam Houston State	W	10-0	F20	LSU	W	5-1	F16	Houston	L	9-12	F15	UT San Antonio	W	5-4
F15	Sam Houston State	L	4-7	F21	LSU	L	9-12	F19	Missouri*	W	9-6	F18	at Stanford	L	2-8
F16	Sam Houston State	W	7-6	F22	LSU	W	7-5	F20	Missouri*	W	14-2	F19	at Stanford	W	3-2
F18	Houston	W	14-13	F24	Oral Roberts	W	6-4	F21	Missouri*	W	14-2	F23	Southwest Texas State	W	4-3
F21	TCU	W	3-1	F27	at Miami (Fla.)	L	4-5	F23	Southwest Texas State	W	11-10	F25	Iowa State*	W	7-1
F22	TCU	W	7-4	F28	at Miami (Fla.)	L	5-9	F26	at Miami (Fla.)	L	1-7	F26	Iowa State*	W	13-5
F23	TCU	W	5-0	M1	at Miami (Fla.)	W	8-7	F27	at Miami (Fla.)	L	4-6	F27	Iowa State*	W	4-0
F28	Miami (Fla.)	W	4-3	M3	TCU	L	2-11	F28	at Miami (Fla.)	L	11-14	F29	at Houston	W	8-7
M1	Miami (Fla.)	W	22-3	M6	at Texas Tech*	L	3-6	M3	Oral Roberts	W	11-7	M4	at Missouri*	W	6-4
M2	Miami (Fla.)	W	13-12	M7	at Texas Tech*	L	6-17	M5	at Kansas*	W	11-6		at Missouri*	W	9-6
M4	UT San Antonio	W	17-3	M10	Southern Illinois	W	21-6	M6	at Kansas*	W	15-4	M5	at Missouri*	L	3-5
M7	Texas Tech*	W	7-6	M13	at Baylor*	L	5-6	M7	at Kansas*	W	6-1	M7	TCU	W	17-15
M8	Texas Tech*	L	4-5	M14	Baylor*	L	5-12	M9	UT Pan American	W	23-6	M10	Kansas*	L	7-8
M9	Texas Tech*	L	6-10	M15	Baylor*	L	4-20	M13	Kansas State*	W	8-1	M11	Kansas*	W	6-3
M14	Baylor*	L	5-7	M18	at Houston	L	4-5		Kansas State*	L	4-8	M12	Kansas*	W	5-3
M15	at Baylor*	W	6-5	M20	at Kansas State*	L	10-11	M14	Kansas State*	W	12-2	M14	Oral Roberts	W	4-2
M16	at Baylor*	L	4-7	M21	at Kansas State*	W	10-6	M16	TCU	W	15-14	M17	at Kansas State*	W	14-2
M21	Kansas State*	W	11-6	M22	at Kansas State*	L	3-5	M20	Stanford	W	9-8	M19	at Kansas State*	W	15-3
M22	Kansas State*	L	4-5	M24	Southwest Texas State	W	7-5	M21	Stanford	L	8-11	M21	UT Pan American	W	12-4
M23	Kansas State*	L	11-14	M28	Rice	L	1-10	M22	Stanford	W	4-3	M24	Oklahoma State*	W	8-4
M25	Southwest Texas St.	L	5-6	M29	Rice	W	14-13	M24	Houston	W	5-1	M25	Oklahoma State*	W	6-1
M28	Oklahoma*	L	2-6	M31	at Houston	W	3-2	M26	at Nebraska*	L	4-11	M26	Oklahoma State*	W	16-14
M29	Oklahoma*	L	4-9	A3	Oklahoma State*	L	2-4 (10)	M27	at Nebraska*	L	8-9	M28	Southwest Texas St.	W	8-1
M30	Oklahoma*	W	4-3	A4	Oklahoma State*	W	10-9 (10)	M28	at Nebraska*	L	8-12	M31	at Oklahoma*	W	6-5 (11)
A1	Dallas Baptist	L	6-7	A5	Oklahoma State*	W	6-2	M30	McNeese State	L	5-7	A2	at Oklahoma*	W	18-5
A5	at Oklahoma State*	W	12-6	A7	at Rice	L	4-10	A2	Oklahoma*	W	12-2		at Oklahoma*	L	7-11
	at Oklahoma State*	L	2-10	A8	UT Arlington	L	11-12	A3	Oklahoma*	W	6-1	A4	McNeese State	W	4-2
A6	at Oklahoma State*	L	14-15	A11	Iowa State*	L	8-16	A4	Oklahoma*	W	4-1	A7	California	W	9-6
A8	at TCU	W	7-6		Iowa State*	L	7-11	A6	at Houston	L	6-12	A8	California	W	6-0
A15	Southwest Texas St.	L	5-11	A12	Iowa State*	W	11-4	A9	Baylor*	L	3-10	A9	California	L	2-10
A18	at Texas A&M*	L	3-6	A14	at UT San Antonio	L	1-4	A10	at Baylor*	W	4-2	A14	at Texas Tech*	W	3-1
A19	Texas A&M*	W	6-2	A17	Texas A&M*	W	12-5	A11	at Baylor*	L	5-8	A15	at Texas Tech*	L	9-11
A20	Texas A&M*	W	9-4	A18	at Texas A&M*	L	1-5	A14	UT Pan American	W	8-7	A16	at Texas Tech*	L	4-6
A22	at Kansas*	W	7-6	A19	at Texas A&M*	L	4-11	A16	Texas Tech*	W	5-4	A21	at Baylor*	L	5-6
	at Kansas*	W	16-3	A21	Kansas*	W	7-1	A17	Texas Tech*	L	2-7	A22	Baylor*	W	7-4
A23	at Kansas*	L	4-10		Kansas*	W	5-2 (10)	A18	Texas Tech*	L	12-13	A23	Baylor*	L	8-11
A25	Missouri*	L	4-10	A22	Kansas*	W	5-4 (10)	A20	at TCU	W	3-0	A25	at UT San Antonio	W	8-4
A26	Missouri*	W	6-5	A24	at Missouri*	L	5-13	A24	at Iowa State*	W	12-1	A28	Texas A&M*	W	3-1
A27	Missouri*	L	7-13	A25	at Missouri*	W	12-10	A25	at Iowa State*	W	7-2	A29	at Texas A&M*	W	7-2
M2	at Nebraska*	W	4-3	A26	at Missouri*	L	3-7		at Iowa State*	W	4-1	A30	at Texas A&M*	L	2-4
M3	at Nebraska*	W	4-3	A28	at TCU	L	7-8	A27	at UT San Antonio	W	11-3	M2	Southwest Texas State	L	0-5
M4	at Nebraska*	L	15-25	M1	Nebraska*	W	7-4	A30	at Texas A&M*	W	18-6	M6	Nebraska*	L	0-4
	* conference game			M2	Nebraska*	L	4-9	M1	Texas A&M*	L	6-10	M7	Nebraska*	W	8-6
				M3	Nebraska*	W	8-0	M2	Texas A&M*	L	1-10	M8	Nebraska*	L	0-2
				M8	at Oklahoma*	L	4-9	M7	at Oklahoma State*	L	6-9	M13	Sam Houston State	W	3-0
				M9	at Oklahoma*	L	6-14	M8	at Oklahoma State*	L	5-8	M14	Sam Houston State	L	1-3
				M10	at Oklahoma	L	2-10	M9	at Oklahoma State*	L	1-13		<b>Big 12 Tournament (Oklahoma City, Okla.)</b>		
					* conference game				<b>Big 12 Tournament (Oklahoma City, Okla.)</b>			M17	vs. Texas Tech	W	8-4
								M19	vs. Texas Tech	W	7-3	M18	vs. Baylor	L	2-3
								M20	vs. Baylor	L	2-8	19	vs. Texas Tech	L	3-4
								M21	vs. Missouri	L	4-5 (11)		<b>NCAA Regional (Tempe, Ariz.)</b>		
									<b>NCAA Regional (Houston, Texas)</b>			M26	vs. Creighton	W	5-4
								M28	vs. SW Louisiana	L	6-13	M27	vs. Arizona State	L	1-3
								M29	vs. Southwest Texas St.	W	7-5		vs. Miami (Ohio)	W	11-1
									vs. Houston	L	5-8	M28	vs. Arizona State	W	6-4
									* conference game				vs. Arizona State	W	9-7
													<b>NCAA Super Regional (Austin, Texas)</b>		
												J2	vs. Penn State	W	7-3
												J3	vs. Penn State	W	10-0
													<b>College World Series (Omaha, Neb.)</b>		
												J10	vs. LSU	L	5-13
												J12	vs. Florida State	L	2-6
													* conference game		



# TEXAS BASEBALL



## Year-by-Year Results

### 2001

Overall Record: 36-26

Big 12 Record: 19-11 (3rd)

J30	UT Arlington	L	4-7
F2	vs. Rice \$	L	3-4
F3	vs. Houston \$	L	2-3
F4	vs. TCU \$	L	1-2
F6	UT San Antonio	W	4-0
F9	Sam Houston State	W	4-3
F10	Sam Houston State	W	5-4 (15)
F11	Sam Houston State	W	8-3
F13	Texas A&M-CC	W	10-7
F16	Stanford	L	6-9
F17	Stanford	L	0-5
F18	Stanford	W	2-1
F20	Southwest Texas St.	L	7-8
F23	Kansas State*	W	6-1
F24	Kansas State*	W	3-0
F25	Kansas State*	W	13-3 (7)
F27	McNeese State	L	4-11
M2	UW Milwaukee	W	8-1
M4	UW Milwaukee	W	10-4
M5	UW Milwaukee	W	9-3
M6	TCU	L	2-7
M9	Texas Tech*	W	9-8 (10)
M10	Texas Tech*	L	5-6 (10)
M11	Texas Tech*	L	3-4
M13	Rice	W	7-4
M16	at Oklahoma State*	W	2-1 (10)
M17	at Oklahoma State*	L	2-3
M18	at Oklahoma State*	W	6-3
M20	UT Pan American	W	12-6
M23	Oklahoma*	W	11-4
M24	Oklahoma*	W	8-1
M25	Oklahoma*	W	5-2
M28	Texas A&M-CC	W	11-5
M30	at Kansas*	W	10-5
M31	at Kansas*	W	6-2
A1	at Kansas*	W	6-3
A3	at UT San Antonio	W	10-0
A7	at Nebraska*	L	8-10 (10)
	at Nebraska*	L	4-5
A8	at Nebraska*	W	2-1
A10	Southwest Texas St.	L	4-13
A13	Missouri*	W	9-2
A14	Missouri*	L	6-10
A15	Missouri*	W	13-0 (7)
A17	at TCU	W	10-2
A20	Baylor*	W	5-1
A21	at Baylor*	L	2-12 (8)
A22	at Baylor*	L	6-16 (8)
A24	at Rice	L	3-4
A27	at Iowa State*	L	2-3
A28	at Iowa State*	L	0-2
A29	at Iowa State*	W	6-2
M1	UT Pan American	W	11-5
M4	at Texas A&M*	L	3-4 (11)
M5	Texas A&M*	W	8-1
M6	Texas A&M*	W	4-3

Big 12 Tournament (Oklahoma City, Okla.)  
M16 vs. Texas A&M L 8-9  
M17 vs. Oklahoma L 7-9

NCAA Regional (Stanford, Calif.)  
M25 vs. Long Beach State W 11-2  
M26 at Stanford W 4-3  
M27 at Stanford L 9-10 (10)  
at Stanford L 3-4

\* conference game  
\$ Astros College Baseball Classic (Houston, Texas)

### 2002

Overall Record: 57-15

Big 12 Record 19-8 (1st)

Big 12 Conference Champions  
NATIONAL CHAMPIONS

F6	Concordia	W	7-1
F6	Concordia	W	7-1
F8	vs. TCU \$	L	1-8
F9	vs. Houston \$	W	7-6
F10	vs. UL Lafayette \$	L	3-4
F12	Texas A&M-Corpus Christi	W	14-2
F15	Sam Houston State	W	3-2
F16	Sam Houston State	W	23-0
F17	Sam Houston State	W	13-1
F19	UT San Antonio	W	20-3
F20	Northwestern State	W	3-2
F22	Loyola Marymount	W	10-1
F23	Loyola Marymount	W	17-3
F24	Loyola Marymount	W	8-2
F26	Texas A&M-Corpus Christi	W	12-2
M1	at Baylor*	L	4-5
M2	Baylor*	W	4-3
M3	Baylor*	L	4-11
M5	Winthrop	W	2-1 (10)
M8	at Texas Tech*	L	5-10
M9	at Texas Tech*	W	6-3
M10	at Texas Tech*	L	0-9
M12	vs. TCU	W	5-1
M15	at Missouri*	W	15-0
M16	at Missouri*	W	6-3
M17	at Missouri*	W	7-2
M19	McNeese State	W	14-0
M22	UT Pan American	W	10-0
M23	UT Pan American	W	9-0
M24	UT Pan American	W	20-0
M28	at Stanford	L	6-7 (10)
M29	at Stanford	W	2-0 (10)
M30	at Stanford	L	2-7
A2	UT San Antonio	W	11-1
A5	Kansas*	L	3-5
A6	Kansas*	W	8-3
	Kansas*	W	5-4 (11)
A9	Rice	W	3-2 (10)
A12	at Oklahoma*	L	5-6
A14	at Oklahoma*	W	8-2
A14	at Oklahoma*	W	8-1
A19	at Kansas State*	W	6-0
A21	at Kansas State*	W	8-4
	at Kansas State*	W	8-2
A23	Southwest Texas State	L	0-2
A26	Oklahoma State*	W	3-2
A27	Oklahoma State*	W	2-1
A28	Oklahoma State*	W	7-4
A30	vs. TCU	W	14-8
M3	Nebraska*	L	3-8
M4	Nebraska*	W	3-2
M5	Nebraska*	L	5-7
M14	at Rice	W	4-2
M17	Texas A&M*	W	5-1
M18	at Texas A&M*	W	7-3
M19	at Texas A&M*	W	7-4

Big 12 Tournament (Arlington, Texas)  
M22 vs. Texas A&M L 4-8  
M23 vs. Oklahoma State W 8-6  
M24 vs. Texas A&M W 9-4  
M25 vs. Oklahoma W 2-1  
vs. Oklahoma W 8-5  
M26 vs. Nebraska W 9-6 (10)

NCAA Regional (Austin, Texas)  
M31 vs. Central Conn. State W 7-2  
J1 vs. Baylor W 10-8  
J2 vs. Baylor W 2-0

### NCAA Super Regional (Austin, Texas)

J7	vs. Houston	L	0-2
J8	vs. Houston	W	17-2
J9	vs. Houston	W	5-2

NCAA College World Series (Omaha, Neb.)  
J15 vs. Rice W 2-1  
J17 vs. Stanford W 8-7  
J20 vs. Stanford W 6-5  
J22 vs. South Carolina W 12-6

\* Conference game  
\$ Astros College Baseball Classic (Houston, Texas)

### Big 12 Tournament (Oklahoma City, Okla.)

M21	vs. Oklahoma State	W	10-7
M22	vs. Texas A&M	L	2-3
M23	vs. Oklahoma	W	5-4
M24	vs. Texas A&M	W	9-7
	vs. Texas A&M	W	13-4
M25	vs. Baylor	W	10-8 (10)

NCAA Regional (Austin, Texas)  
M30 vs. Bucknell W 7-0  
M31 vs. Lamar W 7-3  
J1 vs. Lamar L 2-6  
vs. Lamar W 6-3

NCAA Super Regional (Tallahassee, Fla.)  
J8 Florida State W 8-3  
J9 Florida State W 6-5

NCAA College World Series (Omaha, Neb.)  
J14 vs. Miami (Fla.) W 13-2  
J16 vs. Rice L 2-12  
J17 vs. Miami (Fla.) W 5-1  
J18 vs. Rice L 4-5

\*Conference game  
\$ Kia Baseball Bash (Fullerton, Calif.)  
% played in Omaha, Neb.

### 2003

Collegiate Record: 50-20

Overall Record: 50-21

Big 12 Record: 19-8 (2nd)

TIED FOR THIRD IN NATION

J31	at San Diego	W	9-7
F1	at San Diego	W	17-4
F2	at San Diego	W	7-2
F5	Texas A&M-CC	L	0-5
F9	UT Arlington	W	8-2
	UT Arlington	W	11-3
F10	UT Arlington	W	8-6
F11	Southwest Texas St.	W	13-7
F15	Sam Houston State	W	17-3
F16	Sam Houston State	W	8-2
	Sam Houston State	W	1-0
F18	UT San Antonio	W	14-1
F22	Stanford	L	7-11
	Stanford	L	7-8
F23	Stanford	W	7-1
F27	at Texas Rangers (exh)	L	1-17
F28	vs. UCLA \$	L	2-13
M1	at Cal State Fullerton \$	L	4-14
M2	vs. Tulane \$	W	6-1
M7	Arizona	L	1-5
M8	Arizona	W	3-2
M9	Arizona	W	4-1
M11	at Rice	L	1-2 (10)
M14	Missouri*	W	4-1
M15	Missouri*	W	16-7
M16	Missouri*	W	6-3
M18	Southwest Texas St.	L	1-3
M22	at Oklahoma State*	L	3-4
M23	at Oklahoma State*	W	15-5
M24	at Oklahoma State*	L	5-9
M28	Texas Tech*	W	5-4 (12)
M29	Texas Tech*	W	11-5
M30	Texas Tech*	L	2-5
A1	Texas A&M-Corpus Christi	W	7-6
A4	Baylor*	W	11-5
A5	at Baylor*	W	13-7
A6	at Baylor*	W	11-3
A8	UT Pan American	W	7-3
A11	Oklahoma*	W	8-3
A12	Oklahoma*	W	10-2
A13	Oklahoma*	W	5-4 (10)
A15	UT San Antonio	W	14-2
A18	at Nebraska*	L	2-3
A19	at Nebraska*	L	4-6
A20	at Nebraska* %	W	10-4
A22	UT Pan American	W	6-5
A25	Kansas State*	W	12-1
A26	Kansas State*	W	3-1
A27	Kansas State*	W	12-1
M2	at Kansas*	L	1-10
M3	at Kansas*	W	5-1
M4	at Kansas*	W	5-3 (11)
M16	at Texas A&M*	L	4-6
M17	Texas A&M*	W	3-0
M18	Texas A&M*	L	1-4



# TEXAS BASEBALL



## Year-by-Year Results

### 2004

Overall Record: 58-15  
Big 12 Record: 19-7 (1st)

#### Big 12 Conference Champions

##### NATIONAL RUNNER-UP

J30	at Hawaii	W	7-4
J31	at Hawaii	W	13-9 (11)
F1	at Hawaii	W	10-1
F6	San Diego	W	9-0
F7	San Diego	W	4-3
F8	San Diego	W	6-5 (10)
F13	vs. Ohio State \$	W	6-0
F14	vs. Rice \$	W	6-3
F15	vs. Houston \$	W	6-5
F17	Texas State	W	4-1
F20	at Stanford	L	4-7
F21	at Stanford	W	9-6
F22	at Stanford	L	1-8
F25	Texas A&M-CC	W	8-2
F27	San Diego State	W	6-0
F28	San Diego State	W	3-2 (10)
F29	San Diego State	W	9-0
M2	Rice	W	8-7
M5	Cal State Fullerton	W	6-2
M6	Sam Houston State	W	11-8
M7	Cal State Fullerton	W	3-1
M9	at Rice	W	5-0
M12	Eastern Michigan	W	3-2
M13	Eastern Michigan	W	7-0
M14	Eastern Michigan	W	8-3
M16	at UTSA	W	4-2
M19	at Oklahoma*	W	3-1
M20	at Oklahoma*	L	2-3
M21	at Oklahoma*	W	5-4
M26	Oklahoma State*	W	8-4
M27	Oklahoma State*	L	2-3 (10)
M28	Oklahoma State*	W	11-3
M30	UT Pan America	W	10-1
A3	at Texas Tech*	W	4-0
A6	at Texas Tech*	W	10-0
A9	UT San Antonio	W	4-2
A10	at Kansas State*	W	10-6 (20)
A10	at Kansas State*	W	5-2
A11	at Kansas State*	W	4-1
A13	Rice	W	3-2
A16	at Baylor*	W	7-6
A17	Baylor*	L	3-5 (10)
A18	Baylor*	W	11-1
A20	Texas State	W	9-3
A23	Nebraska*	W	8-2
A24	Nebraska*	W	4-2
A25	Nebraska*	L	3-4
A30	at Missouri*	L	1-4
M1	at Missouri*	L	0-8
M2	at Missouri*	W	16-0 (7)
M4	Texas State	W	5-4
M7	Kansas*	W	4-2
M8	Kansas*	W	6-5
M9	Kansas*	W	7-1
M15	North Carolina State	L	0-2
M15	North Carolina State	L	0-1
M21	Texas A&M*	W	6-3
M22	Texas A&M*	W	12-9
M23	Texas A&M*	L	1-7

#### Big 12 Tournament (Arlington, Texas)

M26	vs. Nebraska	L	2-5
M27	vs. Texas A&M	W	13-6
M28	vs. Nebraska	W	6-5
M29	vs. Oklahoma State	L	2-8

#### NCAA Regional (Austin, Texas)

J4	Youngstown State	W	10-3
J5	Oral Roberts	W	7-5
J6	Oral Roberts	W	7-3

#### NCAA Super Regional (Austin, Texas)

J11	Vanderbilt	W	15-3
J12	Vanderbilt	W	10-2

#### College World Series (Omaha, Neb.)

J18	vs. Arkansas	W	13-2
J20	vs. Georgia	W	9-3
J23	vs. Georgia	W	7-6
J26	vs. Cal State Fullerton	L	4-6
J27	vs. Cal State Fullerton	L	2-3

\* conference game  
\$ Minute Maid College Classic (Houston, Texas)

### 2005

Overall Record: 56-16  
Big 12 Record: 16-10 (3rd)

#### NATIONAL CHAMPIONS

F4	at San Diego State	W	9-3
F5	at San Diego State	W	13-5
F6	at San Diego State	W	7-0
F9	UT Pan American	W	7-1
F11	UNLV	W	4-3
F12	UNLV	W	7-6
F13	UNLV	W	12-3
F15	UT San Antonio	W	10-0
F18	Stanford	W	6-4
F19	Stanford	W	8-7
F20	Stanford	W	5-4
F22	UT Arlington	W	5-4
F25	Youngstown State	W	14-0
F27	Youngstown State	W	8-0
M4	at Arizona	W	5-4
M5	at Arizona	L	3-8
M6	at Arizona	W	5-4
M9	Rice	W	7-0
M11	Purdue	W	9-1
M12	Purdue	W	8-6
M13	Purdue	W	8-0
M18	Baylor*	L	2-3
M19	at Baylor*	L	1-9
M20	at Baylor*	L	3-4
M24	Texas Tech*	W	7-3
M25	Texas Tech*	W	8-7
M29	Texas A&M-CC	W	2-1
A1	Kansas State*	W	8-0
A2	Kansas State*	W	5-4 (10)
A3	Kansas State*	L	3-5
A5	Texas State	W	3-2
A8	at Nebraska*	L	3-4 (16)
A9	at Nebraska*	W	11-4
A10	at Nebraska*	W	6-5 (8)
A15	Oklahoma*	W	2-0 (10)
A16	Oklahoma*	W	4-0
A17	Oklahoma*	W	11-7
A20	at Rice	W	7-6
A22	at Oklahoma State*	W	4-3
A23	at Oklahoma State*	W	12-8
A24	at Oklahoma State*	L	2-3
A27	Texas State	L	1-2 (10)
A29	Missouri*	W	4-1
A30	Missouri*	L	2-7
M1	Missouri*	W	6-1
M3	UT Pan American	W	12-0
M6	at Kansas*	L	2-5
M7	at Kansas*	L	1-2
M8	at Kansas*	W	16-5 (8)
M14	Dallas Baptist	W	9-2
M14	Dallas Baptist	W	3-2 (7)
M20	at Texas A&M*	L	7-8 (10)
M21	Texas A&M*	W	2-1
M22	Texas A&M*	W	11-1 (7)

#### Big 12 Tournament (Oklahoma City, Okla.)

M25	vs. Oklahoma State	L	4-10
M26	vs. Kansas	W	9-0
M27	vs. Oklahoma State	W	6-1
M28	vs. Baylor	L	8-9

#### NCAA Regional (Austin, Texas)

J3	Quinnipiac	W	20-2
J4	Arkansas	L	2-9
J5	Miami (Ohio)	W	12-5
J5	Arkansas	W	19-8
J6	Arkansas	W	5-2

#### NCAA Super Regional (Oxford, Miss.)

J11	at Mississippi	L	4-6
J12	at Mississippi	W	3-1
J13	at Mississippi	W	6-4

#### College World Series (Omaha, Neb.)

J18	vs. Baylor	W	5-1
J20	vs. Tulane	W	5-0
J22	vs. Baylor	W	4-3
J25	vs. Florida	W	4-2
J26	vs. Florida	W	6-2

\*conference game

### 2006

Overall Record: 41-21  
Big 12 Record: 19-7 (1st)

#### Big 12 Conference Champions

F3	at San Diego	L	2-4
F4	at San Diego	L	0-6
F5	at San Diego	L	8-12
F8	UT Pan American	W	15-2
F10	vs. Houston %	W	3-1
F11	vs. Rice %	W	5-4
F12	vs. Tulane %	L	2-4
F14	UT San Antonio	W	6-1
F18	at Stanford	W	4-2
F19	at Stanford	L	1-5
F20	at Stanford	L	9-13
F22	Texas State	W	7-4
F24	Villanova	W	8-0
F25	Villanova	W	4-1
F26	Villanova	W	9-2
M3	at UNLV	L	12-13
M4	at UNLV	L	8-9
M5	at UNLV	W	9-8
M7	at Rice	W	9-5
M10	Long Beach State	W	4-3
M11	Long Beach State	L	3-5
M12	Long Beach State	W	7-3
M14	Arizona State	W	11-6
M17	at Texas Tech*	W	4-3
M18	at Texas Tech*	L	1-2
M22	Rice	W	3-2
M24	Oklahoma State*	W	10-5
M25	Oklahoma State*	W	7-5
M26	Oklahoma State*	W	8-7
M31	at Oklahoma*	W	2-0
A1	at Oklahoma*	W	9-4
A2	at Oklahoma*	L	7-12
A8	at Kansas State*	W	7-2
A8	at Kansas State*	W	10-2
A9	at Kansas State*	W	10-9 (10)
A11	UT Arlington	L	3-6
A13	at Baylor*	W	7-6 (13)
A14	Baylor*	W	8-6
A15	Baylor*	W	5-4
A18	at UT San Antonio	L	10-14
A21	Nebraska*	W	6-2
A22	Nebraska*	L	5-7
A23	Nebraska*	L	0-6
A25	UT Pan American	W	8-6
A29	at Texas A&M*	W	5-3
A30	at Texas A&M*	W	6-5
M1	Texas A&M*	W	6-1
M2	Texas State	W	2-1
M5	Kansas*	W	7-4
M6	Kansas*	W	11-4
M7	Kansas*	W	11-1 (8)
M13	Dallas Baptist	W	6-3
M13	Dallas Baptist	W	10-5
M19	at Missouri*	L	5-6
M20	at Missouri*	L	5-8
M21	at Missouri*	L	5-7

#### Big 12 Tournament (Oklahoma City, Okla.)

M24	vs. Texas Tech	W	4-0
M25	vs. Baylor	W	16-8
M27	vs. Nebraska	L	5-6

#### NCAA Regional (Austin, Texas)

J2	vs. UT Arlington	W	9-1
J3	vs. Stanford	L	8-12
J4	vs. North Carolina St.	L	3-6

\* conference game  
% Houston College Classic (Houston, Texas)

### 2007

Overall Record: 46-17  
Big 12 Record: 21-6 (1st)

#### Big 12 Conference Champions

F2	vs. San Diego ^	L	5-6
F3	vs. San Diego ^	W	13-8
F4	vs. San Diego ^	L	1-4
F6	vs. UT Arlington	W	9-4
F9	at Long Beach State	L	6-7
F10	at Long Beach State	L	8-9 (10)
F11	at Long Beach State	W	2-1
F13	UT Pan American^	W	19-0
F16	vs. Stanford ^	W	5-3
F17	vs. Stanford ^	W	5-2
F18	vs. Stanford ^	L	8-10
F20	Texas State	W	7-1
F23	Washington State	W	4-2
F24	Washington State	W	11-2
F25	Washington State	L	6-7
M2	Oral Roberts	W	13-0
M3	Oral Roberts	W	5-3
M4	Oral Roberts	W	5-1
M6	at Texas A&M-CC	W	10-6
M9	Miami (Ohio)	L	2-6
M10	Miami (Ohio)	W	10-0
M11	Miami (Ohio)	W	10-4 (5)
M14	Winthrop	W	7-1
M16	Baylor*	W	3-2
M17	at Baylor*	W	14-2
M18	at Baylor*	W	8-3
M20	Texas State	W	5-3
M23	Kansas State*	W	10-3
M24	Kansas State*	W	14-3
M25	Kansas State*	L	9-11
M27	Rice	W	6-4
M30	Oklahoma*	W	4-3
M31	Oklahoma*	W	3-1
A1	Oklahoma*	L	2-5
A3	UT San Antonio	W	14-9
A5	at Kansas*	W	11-6
A6	at Kansas*	L	6-14
A7	at Kansas*	W	6-5
A13	Texas Tech*	W	7-2
A14	Texas Tech*	W	10-1
A15	Texas Tech*	W	4-2
A17	at Rice	L	4-7
A20	at Nebraska*	L	0-7
A21	at Nebraska*	W	8-4
A22	at Nebraska*	W	6-2
A24	UT Pan American	W	11-1 (7)
A27	at Oklahoma State*	W	3-2
A28	at Oklahoma State*	W	7-2
A29	at Oklahoma State*	W	7-0
M4	Missouri*	L	6-7 (11)
M5	Missouri*	W	5-1
M6	Missouri*	L	4-5
M12	Arkansas-Pine Bluff	W	10-4
M18	at Texas A&M*	W	6-4
M19	Texas A&M*	W	3-2
M20	Texas A&M*	W	9-1

#### Big 12 Tournament (Oklahoma City, Okla.)

M23	vs. Kansas State	W	19-10
M24	vs. Texas A&M	L	3-7
M25	vs. Nebraska	W	5-4

#### NCAA Regional (Round Rock, Texas)

J1	vs. Brown	W	8-2
J2	vs. UC Irvine	L	1-3
J3	vs. Wake Forest	W	7-4
J4	vs. UC Irvine	L	6-9

\* conference game  
^ - Dell Diamond (Round Rock, Texas)



# TEXAS BASEBALL



## Year-by-Year Results

### 2008

**Overall Record: 39-22**  
**Big 12 Record: 15-12 (5th)**

F22	VCU	W	6-2
F23	VCU	W	17-4
F24	VCU	W	10-2
F26	UT Pan American	W	10-3
F27	UT Pan American	W	5-0
F29	vs. Tennessee \$	L	4-5
M1	vs. Rice \$	L	4-10
M2	vs. Houston \$	W	8-7
M4	Texas A&M-CC	W	16-7
M5	Texas A&M-CC	W	22-3
M7	Stanford	W	5-2
M8	Stanford	L	5-6
M9	Stanford	L	9-12
M11	at Rice	W	9-1
M14	Kansas*	W	8-6
M5	Kansas*	W	6-1
M16	Kansas*	L	2-7
M17	at UT San Antonio	W	16-5
M18	Texas State	W	9-6
M20	at Texas Tech*	W	22-6
M21	at Texas Tech*	L	5-7
M22	at Texas Tech*	W	4-3
M24	Oral Roberts	W	5-4
M28	Nebraska*	L	4-14
M29	Nebraska*	L	0-2
M30	Nebraska*	W	12-3
A1	Rice*	L	3-7
A2	Texas Southern	W	7-4
A4	at Oklahoma*	W	10-7
A5	at Oklahoma*	L	3-5
A6	at Oklahoma*	W	13-7
A8	vs. Texas State^	W	5-3
A11	at Missouri*	L	12-31
A12	at Missouri*	L	2-13
A13	at Missouri*	W	9-2
A16	UT Arlington	L	3-4
A18	Oklahoma State*	L	1-2
A19	Oklahoma State*	L	7-8
A20	Oklahoma State*	L	10-13
A22	at Baylor	W	8-2
A23	UT San Antonio	L	1-7
A25	at Kansas State*	W	6-5
A26	at Kansas State*	L	1-4
A27	at Kansas State*	W	7-4
A29	Texas State	W	11-0
M2	at Baylor*	W	12-1
M3	Baylor*	L	1-6
M4	Baylor*	W	2-0
M14	Alabama A&M	W	18-0
	Alabama A&M	W	14-3
M16	Texas A&M*	W	5-2
M17	at Texas A&M*	W	5-2
M18	at Texas A&M*	W	6-3

**Big 12 Tournament (Oklahoma City, Okla.)**

M21	vs. Missouri	L	2-3
M22	vs. Texas A&M	W	15-9
M24	vs. Oklahoma	W	11-10
M25	vs. Kansas State	W	15-7

**NCAA Regional (Houston, Texas)**

M30	vs. St. John's	L	1-2
M31	vs. Sam Houston State	W	13-3
J1	vs. St. John's	W	4-3
	at Rice	L	4-7

\* conference game  
\$ Houston College Classic (Houston, Texas)  
^ Dell Diamond (Round Rock, Texas)

### 2009

**Overall Record: 50-16-1**  
**Big 12 Record: 17-9-1 (1st)**  
**Big 12 Conference Champions**  
**NATIONAL RUNNER-UP**

F20	UIC	W	6-1
F21	UIC	W	10-1 (7)
	UIC	W	3-1
F22	UIC	W	1-0
F24	UT Arlington	W	4-3
F27	Penn State	W	9-2
F28	Penn State	W	6-2 (7)
	Penn State	W	1-0
M1	Penn State	W	9-0
M3	at Texas State	W	6-5
M6	at Stanford	W	6-2
M7	at Stanford	L	1-7
M8	at Stanford	W	5-1
M14	Missouri*	L	0-2
	Missouri*	W	5-0
M15	Missouri*	W	4-3
M17	at Rice	L	3-6
M20	at Kansas*	L	4-5
M21	at Kansas*	L	3-4
M22	at Kansas*	L	3-4
M24	Dallas Baptist	W	3-0
M27	Texas Tech*	W	9-5
M28	Texas Tech*	L	2-4
M29	Texas Tech*	W	8-1
M31	Oral Roberts	W	5-4
A3	at Oklahoma State*	W	7-2
A4	at Oklahoma State*	L	1-7
A5	at Oklahoma State*	W	8-5
A7	TCU	W	6-0
A10	at Nebraska	W	7-5
A11	at Nebraska	W	11-7
A12	at Nebraska	W	9-2
A14	Texas A&M-CC	W	5-2
A5	Texas A&M-CC	W	8-1
A18	Oklahoma*	W	7-3
	Oklahoma*	W	6-2
A19	Oklahoma*	W	8-5 (8)
A21	Rice	L	4-7
A24	Kansas State*	L	2-4
A25	Kansas State*	L	4-5 (12)
A26	Kansas State*	tie	6-6 (10)
A28	Texas State	W	12-2
M1	Baylor*	W	12-4
M2	at Baylor*	W	19-11
M3	at Baylor*	W	3-1
M6	Texas Southern	W	7-3
M8	at Texas A&M*	W	11-9 (10)
M9	Texas A&M*	L	0-3
M10	Texas A&M*	W	5-4
M17	Alabama A&M	W	5-1 (7)
	Alabama A&M	W	9-3

**Big 12 Tournament (Oklahoma City, Okla.)**

M20	vs. Baylor	L	9-14
M21	vs. Kansas	W	9-3
M23	vs. Kansas State	W	4-2
M24	vs. Missouri	W	12-7

**NCAA Regional (Austin, Texas)**

M29	Army	W	3-1
M30	Boston College	W	3-2 (25)
M31	Army	W	14-10

**NCAA Super Regional (Austin, Texas)**

J6	TCU	W	10-4
J7	TCU	L	2-3
J8	TCU	W	5-2

**College World Series (Omaha, Neb.)**

J14	Southern Mississippi	W	7-6
J16	Arizona State	W	10-6
J19	Arizona State	W	4-3
J22	LSU	L	6-7 (11)
J23	LSU	W	5-1
J24	LSU	L	4-11

\* conference game

### 2010

**Overall Record: 50-13**  
**Big 12 Record: 24-3 (1st)**  
**Big 12 Conference Champions**

F19	New Mexico	W	6-2
F20	New Mexico	L	5-6
F21	New Mexico	L	1-3
F24	Dallas Baptist	W	7-2
F26	Stanford	W	6-0
F27	Stanford	W	6-3
F28	Stanford	W	8-2
M2	Texas-Pan American	W	3-2
M5	Rice \$	W	2-1
M6	Houston \$	L	0-1
M7	Missouri \$	W	8-5
M9	Texas State	W	4-3
M12	Iowa	W	2-1 (10)
M13	Iowa (DH)	W	3-1 (7)
	Iowa (DH)	W	5-2
M14	Iowa	W	18-0
M16	at Rice	L	6-10
M19	Nebraska	W	6-5
M20	Nebraska	L	3-5
M21	Nebraska	W	13-3 (8)
M23	Rice	W	5-1
M26	at Texas Tech*	L	5-12
M27	at Texas Tech*	W	8-3
M28	at Texas Tech*	W	17-5
M30	Oral Roberts	L	3-2
A1	at Oklahoma*	W	5-0
A2	at Oklahoma*	W	2-0
A3	at Oklahoma*	W	9-3
A6	Texas A&M-CC	W	16-3
A7	Texas A&M-CC	W	6-2
A9	Kansas*	W	3-2 (11)
A10	Kansas*	W	3-1
A11	Kansas*	W	10-4
A13	Texas State	W	6-5
A16	Texas A&M*	W	4-3 (11)
A17	at Texas A&M*	W	14-0
A18	at Texas A&M*	W	8-0
A20	UT Arlington	W	21-2
A23	Oklahoma State*	W	14-1
A24	Oklahoma State*	W	5-0
A25	Oklahoma State*	W	9-3
A27	UTSA	W	6-4
A30	at Baylor*	W	4-2 (10)
M1	Baylor*	W	2-1 (14)
M2	Baylor*	W	4-1
M4	Prairie View A&M	W	6-0
M7	at Kansas State*	L	1-2
M8	at Kansas State*	W	17-2
M9	at Kansas State*	W	6-5
M16	Louisiana Tech	W	10-9
	Louisiana Tech	W	13-2
M21	at Missouri*	W	5-2
M22	at Missouri*	W	6-4
M23	at Missouri*	W	20-11

**Big 12 Tournament (Oklahoma City, Okla.)**

M26	vs. Missouri	L	3-7
M27	vs. Texas Tech	L	2-4
M29	vs. Texas A&M	L	3-9

**NCAA Regional (Austin, Texas)**

J4	Rider	W	11-0
J5	Louisiana-Lafayette	W	4-2
J6	Rice	W	4-1

**NCAA Super Regional (Austin, Texas)**

J11	TCU	L	1-3
J12	TCU	W	14-1
J13	TCU	L	1-4

\* - Big 12 Conference game  
\$ - Houston College Classic (Houston, Tex.)

### 2011

**Overall Record: 49-19**  
**Big 12 Record: 21-6 (1st)**  
**Big 12 Conference Champions**

F18	Maryland	W	8-0
F19	Maryland	L	10-17
	Maryland	W	7-4
F20	Maryland	W	16-0
F22	Texas A&M-CC	L	7-8
F25	at Hawai'i	W	2-0
F26	at Hawai'i	L	4-5 (15)
F27	at Hawai'i	W	4-3
M4	Stanford	W	4-3
M5	Stanford	L	2-9
M6	Stanford	W	4-2
M8	UTSA	W	8-5 (11)
M11	Brown	W	8-0
M12	Brown	W	4-3 (7)
	Brown	L	3-7
M13	Brown	W	11-1
M15	Texas State	W	3-1
M18	Kansas State*	W	3-0
M19	Kansas State*	W	4-3 (10)
M20	Kansas State*	W	6-5 (14)
M23	Houston Baptist	W	12-0 (7)
M25	at Oklahoma State*	W	1-0 (15)
M26	at Oklahoma State*	L	1-3
M27	at Oklahoma State*	L	3-10
M29	Oral Roberts	W	2-1
A1	Missouri*	W	5-4
A2	Missouri*	W	5-2
A3	Missouri*	W	10-1
A5	at Texas A&M-CC	W	8-1
A8	at Baylor*	W	11-3
A9	at Baylor*	L	6-7
A10	Baylor*	W	5-2
A12	Dallas Baptist	W	3-1
A15	Texas Tech*	W	4-1
A16	Texas Tech*	L	1-2
A17	Texas Tech*	W	3-1
A19	UTPA	W	4-2
A21	at Kansas*	W	9-0
A22	at Kansas*	W	9-1
A23	at Kansas*	L	2-4
A26	Texas State	W	2-0
A29	Oklahoma*	W	5-0
A30	Oklahoma*	W	4-3
M1	Oklahoma*	L	2-5
M3	Prairie View A&M	W	8-0
M6	at Nebraska*	W	5-3
M7	at Nebraska*	W	16-5
M8	at Nebraska*	L	3-6
M14	Texas Southern	W	2-1 (11)
	Texas Southern	W	11-0 (7)
M19	at Texas A&M*	W	4-2
M20	Texas A&M*	W	6-4
M21	Texas A&M*	L	0-3

**Big 12 Tournament (Oklahoma City, Okla.)**

M25	vs. Missouri	L	4-6
M26	vs. Baylor	W	6-1
M27	vs. Oklahoma State	W	9-3
M28	vs. Missouri	W	6-1
M29	vs. Missouri	L	1-2

**NCAA Regional (Austin, Texas)**

J3	Princeton	W	5-3
J4	Kent State	L	5-7
J5	Texas State	W	4-3
J5	Kent State	W	9-3
J6	Kent State	W	5-0

**NCAA Super Regional (Austin, Texas)**

J10	Arizona State	L	1-3
J11	Arizona State	W	5-1
J12	Arizona State	W	4-2

**College World Series (Omaha, Neb.)**

J18	vs. Florida	L	4-8
J20	vs. North Carolina	L	0-3

\* conference game



# TEXAS BASEBALL



## Year-by-Year Results

### 2012

Overall Record: 30-22

Big 12 Record: 14-10 (3rd)

F18	Duke	W	4-0
	Duke	W	5-3
F19	Duke	L	2-5
F21	UT Arlington	L	5-7
F24	at Stanford	L	2-7
F25	at Stanford	L	2-6
F26	at Stanford	L	1-15
F28	Houston Baptist	W	2-0
M2	vs. Rice	W	11-8
M3	vs. Tennessee	L	4-5
M4	vs. Arkansas	L	3-7
M6	Dallas Baptist	W	2-1 (12)
M11	Loyola Marymount	L	0-1
	Loyola Marymount (7)	W	3-1
M13	Texas State	W	6-1
M16	at Oklahoma*	W	7-6 (12)
M17	at Oklahoma*	W	9-5
M18	at Oklahoma*	W	9-4
M20	Stephen F. Austin	W	9-1
M23	at Kansas State*	L	2-5
M24	at Kansas State*	W	6-4 (11)
M25	at Kansas State*	W	8-5
M28	UTPA	W	9-5
M30	California%	W	13-3
M31	California%	L	2-12
A1	California%	L	5-6
A5	at Texas Tech*	W	7-4
A6	at Texas Tech*	L	6-7 (14)
A7	at Texas Tech*	W	14-3
A10	Texas A&M-CC	W	9-2
A13	Oklahoma State*	L	1-3 (11)
A14	Oklahoma State*	W	5-0
A14	Oklahoma State*	W	3-2
A17	Texas State	W	2-0
A20	Kansas*	L	2-7
A21	Kansas*	W	3-0
A22	Kansas*	W	7-2
A24	Central Arkansas	W	4-2
A27	at Texas A&M	L	5-6
A28	Texas A&M	L	4-12
A29	Texas A&M	W	2-1
M1	Prairie View A&M	W	5-2
M4	at Missouri*	W	6-4
M5	at Missouri*	L	4-5
M6	at Missouri*	L	6-7 (11)
M12	Texas Southern	W	3-0 (7)
	Texas Southern	W	12-3
M17	at Baylor*	L	5-16
M18	Baylor*	L	0-4
M19	Baylor*	W	2-1
<b>Big 12 Tournament (Oklahoma City, Okla.)</b>			
M23	vs. Missouri	L	0-5
M24	vs. Kansas	L	2-4

\* Big 12 Conference game

% Dell Diamond - Round Rock, Texas

### 2013

Overall Record: 27-24

Big 12 Record: 7-17 (9th)

F15	Sacramento State	W	6-5
F16	Sacramento State	L	3-5
F17	Sacramento State	W	6-3
F19	UT Arlington	W	2-1
F22	Nebraska	W	8-2
F23	Nebraska	W	4-3
F24	Nebraska	W	2-0
F26	Sam Houston State	L	3-5
M1	at Stanford	L	0-2
M2	at Stanford	L	2-7
M3	at Stanford	L	1-2
M5	UTPA	W	6-1
M8	UC Santa Barbara	W	5-1
M9	UC Santa Barbara	W	3-2
M10	UC Santa Barbara	W	11-6
M12	Oral Roberts	W	4-3
M15	Texas Tech *	L	0-1
M16	Texas Tech *	W	2-1
M17	Texas Tech *	L	2-4
M19	at Houston	L	3-4
M22	at Minnesota	L	1-5
M23	at Minnesota	W	5-4 (10)
M24	at Minnesota	W	6-3
M26	Texas State	W	5-3
M28	at Oklahoma State *	W	8-5
M29	at Oklahoma State *	L	3-8
M30	at Oklahoma State *	L	4-5
A5	Oklahoma *	L	1-2
A6	Oklahoma *	W	1-0
A7	Oklahoma*	L	2-4
A9	Texas State	W	12-5
A12	at Kansas *	L	6-7 (12)
A13	at Kansas *	W	2-1
A14	at Kansas *	L	3-4
A16	UTPA	W	6-1
A19	West Virginia *	L	0-1
A20	West Virginia *	W	12-0
A21	West Virginia *	L	3-6 (10)
A23	Houston	W	4-0
A26	at Baylor *	L	2-6
A27	at Baylor *	L	0-1
A28	at Baylor *	L	2-5
A30	Prairie View A&M	W	1-0
M3	Kansas State *	L	2-3
M4	Kansas State *	W	6-3
M5	Kansas State *	L	3-9
M11	Texas Southern	W	4-0 (7)
	Texas Southern	W	12-0
M16	at TCU *	L	1-5
M17	at TCU *	L	3-9
M18	at TCU *	W	3-0

\* Big 12 Conference game



# TEXAS BASEBALL



**Bold = All-American**  
ALL CAPS = All-Conference  
selection

## Year-by-Year Lineups

### 1967

(17-11)

C	James Scheschuk	.261
1B	<b>BOBBY SNODDY</b>	.357
2B	DON JOHNSON	.284
3B	Minton White	.296
SS	Jimmy Hunt	.182
LF	<b>PAT BROWN</b>	.333
CF	Kelly Scott	.309
RF	George Nauert	.301
P	<b>TOMMY MOORE</b>	9-0, 2.23
P	Gary Gressett	6-4, 1.53
P	Kent Roberts	1-0, 2.25
P	Dennis Enderlin	0-1, 4.36

### 1968

(23-11)

C	Tommy Harmon	.307
1B	Bobby Snoddy	.297
2B	Lou Bagwell	.214
3B	David Hall	.227
SS	Pat Amos	.265
LF	<b>PAT BROWN</b>	.314
CF	Jack Miller	.174
RF	George Nauert	.206
P	<b>JAMES STREET</b>	9-4, 2.08
P	Larry Hardy	5-2, 2.13
P	Nati Salazar	3-2, 1.02
P	Larry Horton	2-2, 2.41

### 1969

(35-6)

C	Tommy Harmon	.307
1B	Gene Salmon	.338
2B	<b>LOU BAGWELL</b>	.335
3B	<b>DAVID HALL</b>	.396
SS	Dennis Kasper or	.231
	Pat Amos	.231
LF	<b>PAT BROWN</b>	.308
CF	Jack Miller	.263
RF	<b>DAVID CHALK</b>	.310
P	<b>BURT HOOTON</b>	12-0, 0.88
P	<b>JAMES STREET</b>	12-2, 1.34
P	Larry Hardy	5-3, 4.04
P	Larry Horton	2-1, 0.78

### 1970

(39-8)

C	<b>Tommy Harmon</b>	.341
1B	<b>JOHN LANGERHANS</b>	.335
2B	Pat Amos	.243
3B	<b>DAVID CHALK</b>	.353
SS	<b>LOU BAGWELL</b>	.280
LF	Mike Markl	.312
CF	<b>JACK MILLER</b>	.263
RF	<b>DAVID HALL</b>	.288
P	<b>BURT HOOTON</b>	12-1, 1.47
P	<b>JAMES STREET</b>	8-2, 1.44
P	Mike Beard	7-0, 3.16
P	Larry Hardy	7-3, 1.36

### 1971

(33-11)

C	Bill Berryhill	.256
1B	<b>JOHN LANGERHANS</b>	.413
2B	<b>MIKE MARKL</b>	.353
3B	<b>DAVID CHALK</b>	.405
SS	Amador Tijerina	.274
LF	Jimmy Crouch	.245
CF	Gary Erskine or	.263
	Charlie Crenshaw	.305
RF	<b>WALTER ROTHE</b>	.395
P	<b>BURT HOOTON</b>	11-2, 1.11
P	Mike Beard	6-3, 3.88
P	Donnie Horne	5-1, 3.52
P	Nati Salazar	3-1, 1.38

### 1972

(40-9)

C	<b>BILL BERRYHILL</b> or	.366
	Steve Clancy	.233
1B	John Langerhans	.278
2B	<b>MIKE MARKL</b>	.360
3B	<b>DAVID CHALK</b>	.357
SS	Amador Tijerina	.234
LF	<b>TERRY PYKA</b>	.358
CF	<b>KEN PAPE</b>	.282
RF	Tom Ball or	.290
	Charlie Crenshaw	.250
P	<b>RON ROZNOVSKY</b>	11-4, 1.47
P	Martin Flores	7-1, 1.35
P	Bobby Cuellar	5-0, 4.00
P	Jimmy Brown	4-1, 1.65

### 1973

(50-7)

C	Bill Berryhill or	.304
	Steve Clancy	.233
1B	Rick Burley	.325
2B	<b>BOBBY CLARK</b>	.349
3B	<b>KEITH MORELAND</b>	.349
SS	Ken Pape	.289
LF	Terry Pyka	.270
CF	Rudy Jaramillo	.324
RF	Tom Ball or	.182
	Charlie Crenshaw	.240
P	<b>RON ROZNOVSKY</b>	14-2, 1.94
P	Richard Wortham	11-0, 2.26
P	Rick Burley	9-1, 1.55
P	Martin Flores	6-0, 2.60

### 1974

(54-8)

C	<b>RICK BRADLEY</b> or	.397
	Doug Duncan	.288
1B	Rick Burley	.299
2B	Bobby Clark	.296
3B	<b>KEITH MORELAND</b>	.399
SS	<b>BLAIR STOUFFER</b>	.295
LF	<b>TERRY PYKA</b>	.291
CF	<b>David Reeves</b>	.317
RF	Tom Ball	.309
DH	Mickey Reichenbach	.280
P	<b>JIM GIDEON</b>	19-2, 2.32
P	Rick Burley	13-0, 3.26
P	Richard Wortham	10-4, 3.03
P	Martin Flores	6-1, 3.50

### 1975

(56-6 - National Champions)

C	<b>RICK BRADLEY</b> or	.315
	Doug Duncan	.316
1B	<b>MICKEY REICHENBACH</b>	.332
2B	<b>GARRY PYKA</b>	.299
3B	<b>KEITH MORELAND</b>	.410
SS	Blair Stouffer	.288
LF	Mike Anderson	.359
CF	Charles Proske	.327
RF	Wendell Hibbett	.290
DH	Rob Stramp or	.344
	Mark Griffin	.297
P	<b>JIM GIDEON</b>	17-0, 1.80
P	Richard Wortham	15-1, 1.95
P	<b>MARTIN FLORES</b>	10-1, 1.43
P	Terry Ray	7-0, 1.84

### 1976

(42-16)

C	Doug Duncan	.244
1B	<b>MICKEY REICHENBACH</b>	.250
2B	<b>GARRY PYKA</b>	.287
3B	Joe Ayers or	.276
	Rocky Thompson	.306
SS	Steve Day	.215
LF	Wendell Hibbett	.282
CF	<b>CHARLES PROSKE</b>	.335
RF	Karl Pagel	.307
DH	Johnny Olvera or	.215
	Rob Stramp	.282
P	<b>RICHARD WORTHAM</b>	14-2, 1.71
P	Kem Wright	9-5, 2.39
P	Don Kainer	8-3, 2.62
P	Tony Brizzolara	4-1, 2.76

### 1977

(53-9)

C	Bob Kearney	.282
1B	Mickey Reichenbach	.287
2B	Andre Robertson	.297
3B	Rocky Thompson	.341
SS	Steve Day	.235
LF	<b>WENDELL HIBBETT</b>	.304
CF	Charles Proske	.241
RF	Jerry Jones	.353
DH	Scott Soden or	.316
	Rusty Getter	.333
P	<b>DON KAINER</b>	15-2, 1.94
P	Kem Wright	9-1, 1.58
P	Tony Brizzolara	9-5, 2.67
P	Robert Shaeffer	6-0, 1.11

### 1978

(36-16)

C	Kevin Shannon	.143
1B	Terry Salazar	.261
2B	Andre Robertson	.289
3B	Chris Raper or	.304
	Keith Ferguson	.278
SS	Mark Chelette or	.289
	Ron Gardenhire	.286
LF	Bert Burrows	.246
CF	Joe Bruno	.348
RF	Bobby Thompson or	.224
	Scott Soden	.208
DH	Jerry Don Gleaton	.294
P	<b>KEITH CREEL</b>	12-1, 3.02
P	Keith Walker	5-2, 1.09
P	Tony Arnold	3-3, 4.24
P	Kem Wright	3-2, 3.13

### 1979

(55-8)

C	Kevin Shannon or	.184
	Gary Venner	.206
1B	<b>TERRY SALAZAR</b>	.341
2B	Andre Robertson	.267
3B	Mark Chelette	.301
SS	<b>RON GARDENHIRE</b>	.315
LF	Scott Soden or	.286
	Bert Burrows	.250
CF	<b>JOE BRUNO</b>	.350
RF	Jim Tjader or	.301
	Quinn Lloyd	.321
DH	Keith Walker	.342
P	<b>JERRY DON GLEATON</b>	13-1, 1.94
P	<b>RICKY WRIGHT</b>	10-3, 2.19
P	Kem Wright	9-1, 3.08
P	Keith Creel	10-2, 3.32



# TEXAS BASEBALL



## Year-by-Year Lineups

**Bold = All-American**  
ALL CAPS = All-Conference selection

### 1980

(53-13)

C	Kevin Shannon or	.205
	Burk Goldthorn	.235
1B	CHRIS CAMPBELL	.374
2B	DEAN DAVID	.321
3B	Robert Culley or	.297
	Milo Choate	.245
SS	Spike Owen	.296
LF	Randy Richards	.345
CF	MIKE ZATOPEK	.328
RF	Quinn Lloyd	.277
DH	RICKY NIXON	.340
P	KEITH CREEL	16-1, 2.44
P	Jim Acker	9-4, 2.96
P	Dave Seiler	5-2, 2.97
P	Mike Hamer	4-3, 2.55

### 1981

(61-11-1)

C	BURK GOLDTHORN	.354
1B	Chris Campbell	.314
2B	Bryan Burrows	.248
3B	ROBERT CULLEY	.302
SS	SPIKE OWEN	.338
LF	Randy Richards	.274
CF	Mike Zatopek	.270
RF	Larry Long	.328
DH	Mark Reynolds	.345
P	TONY ARNOLD	17-1, 2.84
P	Mike Hamer	6-0, 3.04
P	Robert Culley	5-1, 3.21
P	Mike Withrow	7-1, 3.29

### 1982

(59-6)

C	Jeff Hearnor	.312
1B	Randy Day	.322
2B	Mike Livermore	.291
3B	Milo Choate	.214
SS	SPIKE OWEN	.336
LF	Randy Richards or	.262
	David Denny	.404
CF	MIKE BRUMLEY	.340
RF	Tracy Dophied	.343
DH	Kirk Killingsworth or	.351
	Mark Reynolds	.254
P	KIRK KILLINGSWORTH	9-0, 0.80
P	MIKE CAPEL	9-0, 3.68
P	Roger Clemens	12-2, 1.99
P	Calvin Schiraldi	13-3, 3.68

### 1983

(66-14 - National Champions)

C	Jeff Hearnor	.341
1B	JOSE TOLENTINO	.339
2B	Bill Bates	.296
3B	Bryan Burrows	.290
SS	MIKE BRUMLEY	.298
LF	David Denny	.298
CF	Mike Trent	.288
RF	Steve Labay	.287
DH	Doug Hodo or	.345
	Darren Loy	.316
P	CALVIN SCHIRALDI	14-2, 1.74
P	KIRK KILLINGSWORTH	12-3, 2.56
P	Mike Capel	13-1, 2.98
P	Roger Clemens	13-5, 3.04

### 1984

(60-14)

C	Darren Loy	.341
1B	Rusty Richards	.323
2B	BILL BATES	.272
3B	DAVID DENNY	.343
SS	Jamie Doughty	.331
LF	David Wrzesinski	.308
CF	Steve Labay or	.326
	Elanis Westbrook	.241
RF	DENNIS COOK	.341
DH	Doug Hodo or	.287
	Scott Vondenkamp	.343
P	GREG SWINDELL	14-2, 2.04
P	Steve Labay	6-4, 3.46
P	Bruce Ruffin	5-1, 4.05
P	ERIC BOUDREAUX	8-2, 3.99, 6 SV

### 1985

(64-14)

C	Robby Byers	.271
1B	Rusty Richards or	.237
	Bobby Behnsch	.357
2B	BILL BATES	.361
3B	Dodd Johnson	.345
SS	Coby Kerlin	.294
LF	DAVID DENNY	.323
CF	David Wrzesinski	.276
RF	DENNIS COOK	.364
DH	Bud Ray or	.333
	Doug Hodo	.308
P	GREG SWINDELL	19-2, 1.67
P	Bruce Ruffin	13-3, 3.35
P	Mike Poehl	7-1, 3.49
P	Daniel Pena	6-4, 3.56

### 1986

(51-14)

C	Chuck Oertli	.254
1B	Bobby Behnsch	.337
2B	TODD HANEY	.279
3B	Jay Searcy	.304
SS	COBY KERLIN	.281
LF	Doug Hodo	.299
CF	Elanis Westbrook	.304
RF	SCOTT COOLBAUGH	.336
DH	Kevin Garner	.314
P	Mark Petkovsek	12-1, 3.09
P	Curt Krippner	8-2, 3.16
P	Daniel Pena	7-2, 2.60
P	GREG SWINDELL	10-4, 2.12, 7 SV

### 1987

(61-11)

C	Brian Johnson	.263
1B	BRIAN CISARIK	.429
2B	TODD HANEY	.315
3B	Scott Coolbaugh	.361
SS	COBY KERLIN	.380
LF	Craig Newkirk or	.309
	Rusty Crockett	.289
CF	Elanis Westbrook or	.285
	Doug Lindauer	.277
RF	Kevin Garner	.263
DH	Mike Patrick	.325
P	CURT KRIPPNER	14-2, 2.80
P	Mark Petkovsek	15-2, 4.12
P	Kevin Garner	10-3, 4.00
P	John Morton	7-2, 2.38, 4 SV

### 1988

(58-11-1)

C	BRIAN JOHNSON	.320
1B	BRIAN CISARIK	.357
2B	Steve Bethea	.295
3B	Craig Newkirk	.271
SS	Joel Chimelis	.343
LF	David Tollison	.279
CF	RUSTY CROCKETT	.299
RF	SCOTT BRYANT	.322
DH	MIKE PATRICK	.398
P	KIRK DRESSENDORFER	15-2, 2.26
P	ERIC STONE	15-3, 2.85
P	Preston Watson	8-2, 4.90
P	Curry Harden	10-1, 4.14

### 1989

(54-18)

C	Jon Prather or	.189
	Eddie Toledo	.313
1B	David Lowery	.353
2B	David Tollison	.300
3B	Craig Newkirk	.301
SS	Steve Bethea	.268
LF	Arthur Butcher	.309
CF	Lance Jones	.306
RF	Jeff Shultis	.293
DH	SCOTT BRYANT	.386
P	KIRK DRESSENDORFER	18-2, 3.35
P	Brian Dare	5-4, 3.32
P	Shane Reynolds	7-0, 6.04
P	Chris Gaskill	3-1, 3.50
P	Scott Bryant	1-1, 2.59

### 1990

(51-17)

C	Roger Luce	.271
1B	SCOTT PUGH	.351
2B	DAVID TOLLISON	.350
3B	Clay King	.351
SS	Kyle Moody	.299
LF	Calvin Murray	.298
CF	Lance Jones	.380
RF	Mark Smith	.276
DH	Mike Morland	.340
P	KIRK DRESSENDORFER	12-4, 3.16
P	Brian Dare	8-2, 3.00
P	Mike Bradley	7-2, 2.87
P	Chris Gaskill	7-4, 2.86

### 1991

(48-18)

C	Roger Luce or	.277
	Mike Morland	.279
1B	Scott Pugh	.332
2B	Kyle Moody or	.221
	Kevin Pate	.282
3B	CLAY KING	.336
SS	SHANE HALTER	.338
LF	Calvin Murray	.279
CF	Paul Cherrone or	.226
	Charles Abernathy	.375
RF	Dean Haskins	.299
DH	BROOKS KIESCHNICK	.358
P	Scott Harrison	10-1, 3.19
P	BROOKS KIESCHNICK	7-1, 2.58
P	Chris Gaskill	8-3, 3.87
P	Jay Vaught	5-0, 2.49



# TEXAS BASEBALL



**Bold = All-American**  
ALL CAPS = All-Conference  
selection

## Year-by-Year Lineups

### 1992

(48-17)

C	<b>CHRIS ABBE</b>	.319
1B	Braxton Hickman	.286
2B	ROBERT DELEON	.303
3B	CLAY KING	.331
SS	TIM HARKRIDER	.316
LF	CALVIN MURRAY or Stephen Larkin	.351 .284
CF	CHARLES ABERNATHY	.274
RF	Mark Prather	.261
DH	<b>BROOKS KIESCHNICK</b>	.345
P	<b>BROOKS KIESCHNICK</b>	11-3, 3.13
P	Scott Harrison	11-3, 2.90
P	Jay Vaught	8-2, 4.61
P	Chris Gaskill	6-2, 2.29

### 1993

(51-16)

C	Joel Williamson	.318
1B	<b>BRAXTON HICKMAN</b>	.385
2B	Tony Vasut or Steve Heinrich	.308 .326
3B	Chad Blessing	.291
SS	Tim Harkrider	.299
LF	Stephen Larkin	.312
CF	Darrick Duke or Mark Prather	.284 .230
RF	Jerry Taylor or Jeff Conway	.291 .234
DH	<b>BROOKS KIESCHNICK</b>	.374
P	<b>BROOKS KIESCHNICK</b>	16-4, 3.25
P	Chad Smith	8-2, 3.98
P	Jay Vaught	7-3, 6.66
P	J.D. Smart	6-1, 4.40

### 1994

(43-21)

C	J.P. Webb or Roger Martinez	.104 .217
1B	STEPHEN LARKIN or Danny Peoples	.279 .279
2B	TONY VASUT or Zach Randle	.347 .283
3B	Jose Flores or Steve Heinrich	.304 .257
SS	WYLIE CAMPBELL	.294
LF	JEFF CONWAY	.318
CF	Jerry Taylor	.264
RF	SHEA MORENZ	.330
DH	Chad Blessing	.290
P	JAY VAUGHT	10-5, 3.79
P	J.D. SMART	11-4, 3.82
P	RYAN KJOS	9-6, 3.03
P	CLINT KOPPE	6-2, 4.13

### 1995

(44-19)

C	J.P. Webb	.187
1B	Danny Peoples or Steve Randolph	.343 .291
2B	Wylie Campbell	.311
3B	MacGREGOR BYERS	.379
SS	KIP HARKRIDER	.300
LF	Chris Edelstein	.372
CF	Jerry Taylor or Brett Loeffler	.301 .347
RF	SHEA MORENZ	.336
DH	Chad Blessing or Jason Layne	.281 .224
P	J.D. SMART	14-4, 4.68
P	JAKE O'DELL	11-3, 3.77
P	Mark Senterfitt	8-4, 4.56
P	Brian Cravey	4-3, 4.81, 7 SV

### 1996

(39-24)

C	Roman Escamilla	.266
1B	DANNY PEOPLES	.375
2B	Wylie Campbell	.284
3B	Trey Salinas	.306
SS	KIP HARKRIDER	.381
LF	Chris Edelstein or Blake Davis	.255 .402
CF	Clint Kiemsteadt	.240
RF	MacGREGOR BYERS	.375
DH	Jason Layne	.319
P	JAKE O'DELL	8-3, 4.15
P	Scott Leon	7-5, 4.96
P	Donny Barker	5-5, 6.03
P	ERIC FRENCH	2-2, 4.33, 9 SV

### 1997

(29-22)

C	Seth Spiker	.216
1B	Charley Carter	.252
2B	Milo Gutierrez	.194
SS	<b>Kip Harkrider</b>	.376
3B	David Johnson or Brock Rumfield	.374 .270
LF	Patrick Walsh	.286
CF	Brett Loeffler	.370
RF	Mark Cridland	.376
DH	Chris Edelstein or Brock Rumfield or David Johnson	.333 .270 .374
P	Rad Weaver	4-7, 7.11
P	Kendal Adare	5-3, 4.87
P	Chris Speerstra	7-4, 5.38
P	Scott Dunn	5-0, 3.88

### 1998

(23-32-1)

C	Jason Cox	.335
1B	Shawn Schumacher	.307
2B	Tommy Nicholson	.282
SS	Jason Moore	.288
3B	Jason Aspito	.301
LF	Brett Loeffler or Chris Edelstein	.280 .373
CF	Carlos Sepulveda or Corey Richardson	.299 .213
RF	MARK CRIDLAND	.311
DH	Mike Kolbach	.292
P	Scott Dunn	6-6, 4.95
P	Curt Kautsch	2-4, 5.84
P	Frank Halter	7-5, 6.10
P	Rad Weaver	3-4, 6.59

### 1999

(36-26)

C	Sam Anderson	.311
1B	JEFF ONTIVEROS	.305
2B	Tommy Nicholson	.315
SS	JASON MOORE	.303
3B	Chris Houser	.249
LF	Mike Pumo or Jason Cox	.297 .332
CF	Ben Emond	.307
RF	Jason Aspito or Jason Cox	.293 .332
DH	Justin Welch	.303
P	Scott Dunn	9-6, 5.90
P	Dax Leone	7-6, 5.13
P	D.J. Jones	10-7, 4.73
P	Phil Seibel	5-2, 5.40, 5 SV

### 2000

(46-21)

C	Sam Anderson or Ryan Hubele	.280 .319
1B	Jeff Ontiveros	.293
2B	TOMMY NICHOLSON	.367
SS	TODD WEST	.314
3B	Chris Houser	.268
LF	Mike Pumo	.263
CF	BEN EMOND	.369
RF	Matt Rosenberg	.285
DH	Ryan France	.303
P	D.J. JONES	12-5, 2.89
P	BEAU HALE	12-6, 3.10
P	Phil Seibel	5-2, 2.42
P	CHARLIE THAMES	4-2, 2.22, 19 SV

### 2001

(36-26)

C	Sam Anderson	.283
1B	Jeff Ontiveros	.271
2B	Tim Moss	.245
SS	OMAR QUINTANILLA	.367
3B	Ryan Brooks	.288
LF	Ben King	.312
CF	Kalani Napoleon	.291
RF	MATT ROSENBERG	.315
DH	RYAN HUBELE or Ryan France	.333 .284
P	GERRIT SIMPSON	6-5, 2.74
P	Albert Montes	7-6, 2.67
P	JUSTIN SIMMONS	7-3, 3.39
P	Ray Clark	3-4, 3.50

### 2002

(57-15 - National Champions)

C	Ryan Hubele	.288
1B	JEFF ONTIVEROS	.302
2B	TIM MOSS	.371
SS	MICHAEL HOLLIMON	.262
3B	OMAR QUINTANILLA	.329
LF	Eric Sultemeier	.244
CF	Kalani Napoleon	.251
RF	Dustin Majewski	.401
DH	J.D. Reininger	.320
P	Justin Simmons	16-1, 2.52
P	Alan Bomer	11-3, 3.94
P	BRAD HALSEY	7-2, 2.74
P	HUSTON STREET	4-1, 0.96, 14 SV

### 2003

(50-20)

C	Taylor Teagarden	.315
1B	Curtis Thigpen	.311
2B	Tim Moss	.319
SS	OMAR QUINTANILLA	.348
3B	J.D. Reininger	.244
LF	ERIC SULTEMEIER	.321
CF	Joe Ferin	.307
RF	DUSTIN MAJEWSKI	.391
DH	Scott Dodge	.237
P	J.P. HOWELL	10-2, 2.52
P	Justin Simmons	5-6, 4.29
P	Danny Muegge	6-6, 4.89
P	HUSTON STREET	8-1, 1.33, 15 SV





# TEXAS BASEBALL



## Year-by-Year Lineups

**Bold = All-American**  
ALL CAPS = All-Conference selection

### 2004

(58-15)

C	Taylor Teagarden	.273
1B	CURTIS THIGPEN	.378
2B	Seth Johnston	.296
SS	Michael Hollimon or	.225
	ROBBY HUDSON	.287
3B	J.D. Reininger or	.275
	David Maroul	.224
LF	CARSON KAINER	.335
CF	DREW STUBBS	.301
RF	Ryan Russ	.302
DH	Hunter Harris	.271
P	<b>J.P. HOWELL</b>	<b>15-2, 2.34</b>
P	Sam LeCure	9-3, 2.34
P	Justin Simmons	10-3, 4.18
P	<b>HUSTON STREET</b>	<b>6-1, 1.58, 12 SV</b>

### 2005

(56-16 - National Champions)

C	TAYLOR TEAGARDEN	.333
1B	Chance Wheelless	.314
2B	Robby Hudson	.272
SS	<b>SETH JOHNSTON</b>	<b>.378</b>
3B	David Maroul	.251
LF	Carson Kainer	.312
CF	<b>DREW STUBBS</b>	<b>.311</b>
RF	Nick Peoples	.306
DH	Will Crouch	.336
P	KYLE MCCULLOCH	12-4, 2.92
P	Adrian Alaniz	8-3, 2.67
P	Randy Boone	7-4, 3.46
P	<b>J. BRENT COX</b>	<b>8-3, 1.73, 19 SV</b>

### 2006

(41-21)

C	Preston Clark	.273
1B	CHANCE WHEELLESS	.283
2B	Bradley Suttle	.301
SS	Chais Fuller	.244
3B	Nick Peoples	.289
LF	CARSON KAINER	.364
CF	<b>DREW STUBBS</b>	<b>.342</b>
RF	Kyle Russell	.276
DH	HUNTER HARRIS	.371
P	KYLE MCCULLOCH	8-5, 3.61
P	Adrian Alaniz	7-4, 4.18
P	Kenn Kasperek	5-2, 3.80
P	AUSTIN WOOD	4-3, 3.15, 7 SV

### 2007

(46-17)

C	PRESTON CLARK	.286
1B	CHANCE WHEELLESS	.376
2B	Travis Tucker	.307
SS	Chais Fuller or	.324
	Josh Prince	.371
3B	<b>BRADLEY SUTTLE</b>	<b>.359</b>
LF	Jordan Danks	.332
CF	Nick Peoples	.329
RF	<b>KYLE RUSSELL</b>	<b>.336</b>
DH	Russell Moldenhauer	.278
P	<b>ADRIAN ALANIZ</b>	<b>12-3, 2.59</b>
P	JAMES RUSSELL	8-4, 3.86
P	Austin Wood	8-1, 3.15
P	Joseph Krebs	9-1, 2.60
P	Randy Boone	5-6, 2.52, 14 SV

### 2008

(39-22)

C	CAMERON RUPP	.309
1B	BRANDON BELT	.319
2B	Travis Tucker	.247
SS	DAVID HERNANDEZ	.291
3B	PRESTON CLARK	.263
LF	RUSSELL MOLDENHAUER	.355
	or Kevin Keyes	.339
CF	JORDAN DANKS	.321
RF	KYLE RUSSELL	.296
DH	MICHAEL TORRES	.354
P	<b>CHANCE RUFFIN</b>	<b>8-3, 1.96</b>
P	Kenn Kasperek	4-3, 3.76
P	Austin Wood	7-3, 4.43
P	Joseph Krebs	9-1, 2.60
P	Brandon Workman	5-2, 5.06
P	Cole Green	3-7, 5.28

### 2009

(50-16-1)

C	CAMERON RUPP	.292
1B	BRANDON BELT	.323
2B	Travis Tucker	.297
SS	BRANDON LOY	.288
3B	MICHAEL TORRES	.298
LF	Tant Shepherd	.260
CF	CONNOR ROWE	.277
RF	KEVIN KEYES	.305
DH	Russell Moldenhauer	.267
	or Preston Clark	.280
P	Taylor Jungmann	11-3, 2.00
P	CHANCE RUFFIN	10-2, 3.32
P	Cole Green	5-3, 3.34
P	Brandon Workman	3-5, 3.48
P	<b>AUSTIN WOOD</b>	<b>6-1, 2.61, 15 SV</b>

### 2010

(50-13)

C	CAMERON RUPP	.304
1B	TANT SHEPARD	.337
2B	Jordan Etier	.224
SS	BRANDON LOY	.252
3B	Kevin Lusson	.263
LF	COHL WALLA	.316
CF	CONNOR ROWE	.237
RF	KEVIN KEYES	.311
DH	RUSSELL MOLDENHAUER	.326
P	<b>TAYLOR JUNGSMANN</b>	<b>8-3, 2.03</b>
P	<b>COLE GREEN</b>	<b>11-2, 2.74</b>
P	<b>BRANDON WORKMAN</b>	<b>12-2, 3.35</b>
P	Andrew McKirahan	2-1, 2.38
P	<b>CHANCE RUFFIN</b>	<b>6-1, 1.11, 14 SV</b>

### 2011

(49-19)

C	Jacob Felts	.215
1B	TANT SHEPARD	.303
2B	Jordan Etier	.237
SS	<b>BRANDON LOY</b>	<b>.342</b>
3B	<b>ERICH WEISS</b>	<b>.348</b>
LF	Jonathan Walsh	.254
CF	PAUL MONTALBANO	.270
	or Cohl Walla	.229
RF	Mark Payton	.263
DH	Lucas Kephart	.216
P	<b>TAYLOR JUNGSMANN</b>	<b>13-3, 1.60</b>
P	Sam Stafford	6-2, 1.77
P	COLE GREEN	8-4, 3.14
P	Hoby Milner	7-4, 2.45
P	<b>COREY KNEBEL</b>	<b>3-2, 1.13, 19 SV</b>

### 2012

(30-22)

C	JACOB FELTS	.282
1B	Alex Silver	.267
2B	Brooks Marlow	.214
SS	JORDAN ETIER	.241
3B	ERICH WEISS	.350
LF	JONATHAN WALSH	.280
CF	Tim Maitland	.205
RF	MARK PAYTON	.322
DH	Kevin Lusson	.190
	or Landon Steinhagen	.214
P	HOBY MILNER	7-4, 2.64
P	PARKER FRENCH	6-2, 2.84
P	Dillon Peters	4-1, 3.18
P	Nathan Thornhill	4-5, 3.87
P	<b>COREY KNEBEL</b>	<b>4-5, 2.08, 9 SV</b>









Year-by-Year Conference Standings

x-Conference  
Tournament  
Champion

1976 Conference Overall Team W L Pct. W L Pct. TEXAS 19 5 .792 48 16 .750 Texas A&M 15 6 .714 40 13 .755 Houston 16 8 .667 31 15 .674 Baylor 14 10 .583 23 19 .548 Arkansas 12 12 .500 31 15 .674 Texas Tech 10 11 .476 32 21 .604 Rice 10 14 .417 17 22 .436 TCU 8 15 .348 22 24 .478 SMU 0 23 .000 2 33 .057

1977 Conference Overall Team W L Pct. W L Pct. Texas A&M 18 4 .818 37 16 .698 TEXAS 17 7 .708 53 10 .841 x-Baylor 15 9 .625 43 15 .741 Arkansas 14 10 .583 33 18 .647 Texas Tech 12 12 .500 25 24 .510 Houston 11 12 .478 27 17 .614 TCU 9 13 .409 22 22 .500 Rice 7 15 .318 15 26 .366 SMU 1 22 .043 14 33 .298

1978 Conference Overall Team W L Pct. W L Pct. Texas A&M 19 5 .792 39 16 .709 Arkansas 18 6 .750 31 13 .705 x-Baylor 15 9 .625 32 19 .627 Houston 14 10 .583 30 21 .588 TEXAS 12 12 .500 36 17 .679 SMU 9 15 .375 25 29 .463 Texas Tech 8 16 .333 23 25 .479 TCU 7 17 .292 17 29 .370 Rice 6 18 .250 18 29 .383

1979 Conference Overall Team W L Pct. W L Pct. x-TEXAS 22 2 .917 61 8 .884 Arkansas 19 5 .792 49 15 .766 Baylor 13 9 .591 34 15 .694 Texas A&M 13 10 .565 30 20 .600 Houston 11 13 .458 27 17 .614 Texas Tech 9 15 .375 16 23 .410 SMU 7 16 .304 21 26 .447 TCU 7 17 .292 21 24 .467 Rice 5 19 .208 20 29 .408

1980 Conference Overall Team W L Pct. W L Pct. x-TEXAS 18 6 .750 53 13 .803 Texas A&M 17 6 .739 38 14 .731 Arkansas 15 8 .652 44 22 .667 Texas Tech 14 10 .583 28 23 .549 Baylor 12 12 .500 25 19 .568 Rice 8 16 .333 14 29 .326 TCU 7 14 .333 19 28 .404 SMU 7 15 .318 21 22 .488 Houston 6 17 .261 17 28 .378

1981 Conference Overall Team W L Pct. W L Pct. x-TEXAS 16 5 .762 61 11 .847 Arkansas 12 9 .571 31 21 .596 Houston 11 9 .550 32 20 .615 Rice 11 10 .524 34 23 .596 Texas A&M 10 10 .500 35 16 .686 TCU 9 12 .429 27 19 .587 Texas Tech 8 13 .381 28 20 .583 Baylor 6 15 .286 21 24 .467

1982 Conference Overall Team W L Pct. W L Pct. x-TEXAS 12 4 .750 59 6 .908 Houston 13 6 .684 42 14 .750 Arkansas 13 8 .619 40 15 .727 Texas A&M 10 10 .500 33 19 .635 Texas Tech 9 10 .474 21 22 .488 Baylor 9 12 .429 25 22 .532 Rice 8 13 .381 34 23 .596 TCU 4 15 .211 16 25 .390

1983 Conference Overall Team W L Pct. W L Pct. x-TEXAS 18 3 .857 66 14 .825 Arkansas 13 8 .619 44 21 .677 Houston 13 8 .619 43 15 .741 Baylor 11 10 .524 26 22 .542 Rice 11 10 .524 36 16 .692 Texas Tech 8 13 .381 18 23 .439 TCU 6 15 .286 18 23 .439 Texas A&M 4 17 .190 24 21 .533

1984 Conference Overall Team W L Pct. W L Pct. x-TEXAS 16 5 .762 60 14 .811 Rice 13 8 .619 41 14 .745 Texas A&M 13 8 .619 41 21 .661 Arkansas 12 9 .571 40 16 .714 Baylor 9 12 .429 26 2 3 Team W L Pct. W L Pct. Texas Tech 9 12 .429 33 22 .600 Houston 6 15 .286 32 33 .492 TCU 6 15 .286 25 22 .532

1985 Conference Overall Team W L Pct. W L Pct. TEXAS 16 5 .762 64 14 .821 Baylor 14 7 .667 42 13 .764 x-Arkansas 13 7 .650 51 15 .773 Houston 12 9 .571 44 17 .721 Texas A&M 12 9 .571 39 16 .709 TCU 9 12 .429 35 17 .673 Rice 5 15 .250 27 21 .563 Texas Tech 2 19 .095 18 33 .353

1986 Conference Overall Team W L Pct. W L Pct. #TEXAS 16 5 .762 51 14 .785 #x-Texas A&M 16 5 .762 45 23 .662 Arkansas 15 6 .714 43 17 .717 Baylor 12 9 .571 40 22 .645 Houston 8 13 .381 35 23 .603 Texas Tech 7 14 .333 34 25 .576 Rice 5 16 .238 34 26 .567 TCU 5 16 .238 31 29 .517 #Co-champion (Texas received SWC Title by defeating Texas A&M 3 of 3 in SWC play)

1987 Conference Overall Team W L Pct. W L Pct. x-TEXAS 18 3 .857 61 11 .847 Arkansas 17 4 .810 51 16 .761 Texas A&M 14 7 .667 44 22 .667 Houston 11 10 .524 40 24 .625 Baylor 9 12 .429 38 15 .717 Texas Tech 6 15 .286 21 28 .429 Rice 5 16 .238 24 23 .511 TCU 4 17 .190 24 35 .407

1988 Conference Overall Team W L Pct. W L Pct. x-TEXAS 18 2 .900 58 11 .841 Texas A&M 17 4 .810 52 15 .776 Arkansas 12 9 .571 39 23 .629 Baylor 9 12 .429 25 31 .446 TCU 8 13 .381 27 32 .458 Texas Tech 7 14 .333 34 25 .576 Houston 6 14 .300 33 22 .600 Rice 6 15 .286 31 28 .525

1989 Conference Overall Team W L Pct. W L Pct. #x-Texas A&M 17 4 .810 58 7 .892 #-Arkansas 17 4 .810 51 16 .761 TEXAS 14 7 .667 54 18 .750 Houston 9 12 .429 43 17 .717 Texas Tech 9 12 .429 32 22 .593 TCU 7 14 .333 37 22 .627 Baylor 7 14 .333 32 19 .627 Rice 4 17 .190 28 30 .483 #Co-champion

1990 Conference Overall Team W L Pct. W L Pct. Arkansas 16 5 .762 47 15 .758 x-TEXAS 15 5 .750 51 17 .750 Houston 12 9 .571 44 23 .657 Rice 11 9 .550 33 29 .532 Texas A&M 11 10 .524 43 17 .717 Baylor 9 12 .429 33 19 .635 Texas Tech 5 16 .238 31 29 .517 TCU 4 17 .190 27 32 .458

1991 Conference Overall Team W L Pct. W L Pct. x-TEXAS 14 7 .667 48 18 .727 Texas A&M 13 8 .619 44 23 .657 Baylor 12 9 .571 40 20 .667 TCU 10 11 .476 34 25 .576 Arkansas 10 11 .476 40 22 .645 Houston 10 11 .476 37 19 .661 Texas Tech 9 12 .429 42 18 .700 Rice 6 15 .286 16 34 .320

1992 Conference Overall Team W L Pct. W L Pct. TEXAS 28 8 .778 48 17 .738 Texas A&M 22 14 .611 41 20 .672 Baylor 17 19 .472 29 26 .527 Texas Tech 15 19 .441 29 25 .537 Rice 15 21 .417 29 26 .527 TCU 14 22 .389 25 30 .455 Houston 13 21 .382 25 28 .472







# Texas National Championship Teams

## 2005 COLLEGE WORLD SERIES CHAMPIONS



Returning 15 players from a team that went 58-15 and finished in second place at the College World Series (CWS) in 2004, the Longhorns began the 2005 season ranked No. 1.

With high expectations in tow, Texas lived up to its preseason ranking early on by rattling off 16 straight wins, including a three-game sweep of No. 5 Stanford at home, to open the year. Following their first loss of the season at No. 10 Arizona on March 5, the Horns proceeded to win their series with the Wildcats by a 2-1 count, earn a 7-0 victory over No. 9 Rice and post three wins over Purdue to close out their non-conference slate with a 21-1 record.

Big 12 Conference play started with three losses to No. 16 Baylor, but Texas rebounded by winning 13 of its next 15 league tilts, including series wins at No. 4 Nebraska and at Oklahoma State. Also included in that stretch was a 7-6 victory at No. 15 Rice and a three-game sweep of Oklahoma at home that included a no-hitter by redshirt freshman Adrian Alaniz, the 19th in school history.

Despite the surge, the Longhorns dropped three of their final four conference road games and settled for a third-place finish with a 16-10 mark. Texas headed to the Big 12 Tournament in Oklahoma City, Okla., with a number of players unavailable due to injuries. After dropping their opener, the Longhorns responded with wins over Kansas and Oklahoma State to move into the semifinal round. Although they battled toe-to-toe with No. 13 Baylor in the semifinals, the Bears pulled out a one-run victory and eliminated UT from the Big 12 Championship.

With a 45-14 record, the Horns received an at-large bid to the NCAA Tournament. They also gained some time to rest their injured players prior to hosting one of the 16 regional tournaments at Disch-Falk Field, which included Arkansas, Miami (Ohio) and Quinnipiac.

Following an opening-round win over Quinnipiac, the Horns incurred a tough 9-2 loss to Arkansas and faced elimination. With their backs against the wall, Texas posted wins over Miami and the Razorbacks to force a deciding game in the regional against Arkansas. Scoring three unanswered runs between the sixth and eighth innings during the clinching contest, UT broke a 2-2 tie and captured its 30th regional title with a 5-2 win. With the victory, Texas moved on to the super regional round to face No. 8 Mississippi in Oxford, Miss.

Assigned the tough task of having to take two of three games from the Rebels on the road to advance to Omaha, the Longhorns began from behind. Although they held a lead late in the opener, the game was suspended until the next day due to thunderstorms. In the resumption of that contest, Ole Miss put together an improbable four-run seventh off NCBWA Stopper of the Year J. Brent Cox en route to clinching a 6-4 victory.

Facing elimination, Texas had to pull out a victory a few hours later to keep its hopes alive. Riding the arm of Alaniz, who allowed only one run over 6.2 innings, UT built a 3-1 lead heading into the seventh. Buck Cody pitched a scoreless 1.1 frames to move the game to the ninth. The Rebels managed to load the bases with one out against Cox, but the All-American induced a game-ending double play.

The super regional now came down to one final game on June 13. While both teams scored early, the game settled down into a 3-3 tie heading into the bottom of the sixth. Will Crouch hit a solo home run and Robby Hudson added an RBI-single to give UT a 5-3 lead. Ole Miss responded with a run in the eighth, but UT came right back in the bottom of the frame with a run of its own to make it a 6-4 game. Cox came on for the ninth and with two runners on and two outs, he struck out his next batter to send Texas to its 32nd CWS appearance.

Advancing to Omaha for the fifth time in the last six seasons, the Longhorns faced a tough road with Baylor, No. 1 Tulane and Oregon State in their half of the eight-team bracket. In the opener, Texas drew the Bears who the Horns had lost to four straight times during the season.

Getting on track against No. 4 Baylor early, Texas received a first-inning, two-run home run from All-America Seth Johnston. Alaniz and Cox took care of the rest, limiting the Bears to one run on eight hits to seal a 5-1 victory.

Top-ranked Tulane was next on Texas' slate. Handed a 2-0 lead in the top of the first, UT starter Kyle McCulloch scattered six hits over seven innings and fanned seven Green Wave to combine with Cox on a 5-0 win, the Longhorns' first CWS shutout since 1983.

Needing one more win to play for the National Championship, Texas faced Baylor, once again. Trailing 3-2 in the bottom of the eighth, UT plated the tying run when Nick Peoples scored on a sacrifice fly by All-American Drew Stubbs. After a Bears' rally was averted in the top of the ninth on a diving catch by Stubbs that resulted in a double play, Chance Wheelless, who had suffered a shoulder injury earlier in the game, led off the bottom of the inning with a dramatic solo home run to lift Texas to a 4-3 victory.

Playing for the national title for the third time in the last four years, the Horns would now face SEC Champion Florida in a best-of-three showdown to decide the 2005 crown.

In game one, Texas built a 4-0 lead by the fourth, which was more than enough for Alaniz and Cox. The pair combined to allow only two runs on four hits while striking out 11 in a 4-2 victory.

With Florida facing elimination, McCulloch delivered again. While the first-team All-Big 12 hurler held the Gators hitless through the first four innings, the Horns grabbed a 2-0 lead on a RBI-single from David Maroul in the second and an error in the fourth. Two innings later, Wheelless connected on a solo home run in front of a three-run round-tripper by Maroul to give Texas a 6-0 lead. Florida cut the lead to 6-2 in the seventh on a two-run home run, but Randy Boone and Cox worked a combined 2.1 innings of one-hit relief to seal the Horns' sixth National Championship.


Throughout the season, a different Texas player stepped up to lead the way. Accolades for the Horns included three All-Americans, two Freshman All-Americans and 16 All-Big 12 selections in addition to Augie Garrido earning National Coach of the Year for the sixth time in his career. Texas had six players named to the CWS All-Tournament team and six tabbed to the NCAA Austin Regional All-Tournament team. Taylor Teagarden earned the regional's Most Outstanding Player and Maroul picked up that same honor in Omaha.





# Texas National Championship Teams

## 2002 COLLEGE WORLD SERIES CHAMPIONS



Prior to the start of the 2002 season, head coach Augie Garrido hung a list of goals for the upcoming year on the wall of the Longhorns' locker room. The list read as follows: Win the Game, Win the Big 12 Conference, Win the Big 12 Tournament, Win the NCAA Regional, Win the NCAA Super Regional, Win the College World Series. While some of these goals may have seemed lofty at the start, the list revealed a process of development and a perspective to maintain throughout the course of a college baseball season. With their focus set, the Longhorns opened the campaign with a 13-2 overall record, but stumbled out of the gate in Big 12 Conference play with a 2-4 mark. Resilient in their quest for Texas' first-ever Big 12 title, the Horns rebounded by winning 17 of their next 21 conference tilts and following a series sweep over Texas A&M, finished the Big 12 season with a 19-8 record and claimed their first conference crown since 1996.

Texas headed to the conference tournament, at The Ballpark in Arlington, as the league's No. 1 seed. Texas dropped an 8-4 decision to Texas A&M in its tourney opener and had its back against the wall in the double-elimination bracket. With the odds heavily against them, the Horns proved their mettle again with wins over Oklahoma State and Texas A&M and a doubleheader sweep of Oklahoma to reach the title game against Nebraska. Tied 6-6 heading into the top of the 10th inning of the championship game, the Horns plated three runs for a 9-6 win over the Huskers and their first-ever Big 12 Tournament Championship. During its league tournament run, UT set tournament records for home runs (10) and pitcher strikeouts (47).

With two titles in hand, the Longhorns hosted their first NCAA Regional Tournament since 1996. Texas made quick work of the four-team field by claiming a 7-2 victory over Central Connecticut State in their opener and notching consecutive wins over Baylor to advance to the NCAA Super Regional round.

Paired against in-state rival Houston in a best-of-three series at Disch-Falk Field, Texas had to fight from behind as UH stunned the opening-game crowd of 7,209 with a 2-0 victory over the Horns. Never doubting their ability to come back, the Horns responded in game two

with a 17-2 win over the Cougars to even the series at 1-1. In a winner-take-all game, UT earned a 5-2 win for the super regional title and its NCAA-record 29th CWS appearance.

In their CWS opener vs. Rice, who they had defeated twice during the season, the Longhorns posted a hard-fought 2-1 victory, giving UT its first CWS win since 1993 and the first-ever CWS victory for a Big 12 Conference school. Texas drew Stanford in the winner's bracket and pulled off an 8-7 triumph over the Cardinal, putting the Horns within one game of the championship game.

Stanford survived its elimination game, setting up a rematch between the Horns and the CWS runner-up in each of the past two seasons. The Cardinal jumped out early in this matchup, but Texas fought back and snapped a 5-5 tie in the top of the seventh with a solo home run from junior Dustin Majewski for its third one-run victory of the CWS and its first berth in the National Championship Game since 1989.

Facing South Carolina in the title game (a rematch of the 1975 national title game that UT won 5-1), Texas sent All-America left-hander Justin Simmons to the mound. After the Gamecocks took a 1-0 lead in the top of the first, the Horns jumped in front by a score of 4-2 at the end of two full frames before establishing a 7-2 advantage after a three-run home run from senior Chris Carmichael in the fifth. South Carolina pulled within 8-6 by scoring two runs in both the seventh and eighth innings, but UT answered with four more runs in the bottom of the eighth and freshman Huston Street recorded the final five outs to close out the 12-6 win and give Texas its first national title since 1983.

Street earned the CWS Most Outstanding Player Award after posting a CWS-record four saves. Simmons, Majewski and sophomores Tim Moss and Omar Quintanilla were named to the CWS All-Tournament Team. A school-record 11 Longhorns garnered All-Big 12 accolades and four others picked up All-America recognition. Finishing with a 57-15 mark Texas was led by more than just a few select individuals. The 2002 Longhorns won with teamwork and unselfishness as each player on its roster came through with big plays and clutch performances to help UT win each of the five championships that it set out to claim at the beginning of the year.



# Texas National Championship Teams

## 1983 COLLEGE WORLD SERIES CHAMPIONS



Some seasons are called “storybook” in the clichés of sports, and some are just beyond that. For Texas, the 1983 season still ranks in another category.

The Longhorns won their fourth national championship—their second under head coach Cliff Gustafson—in five straight games at Omaha. The championship season, however, was one where UT kept dodging bullets on the way to the throne.

Texas faced elimination in the six-team regional, and then had to come from behind to win in four of its five College World Series (CWS) games.

It was Gustafson’s “ragtag” army ... a team that won hearts as well as games. Texas finished 66-14, playing and winning more games than any team in school history.

The Longhorns did it with the traditional Gustafson mainstays: great pitching and defense. Texas led the nation in pitching with a 2.72 staff ERA and finished fourth in team fielding with a .966 percentage.

Pitcher Calvin Schiraldi was named an All-American with a 14-2 record, and he and teammates Roger Clemens (13-5) and Mike Capel (13-1) all ranked in the nation’s top 10 in victories.

Texas claimed its 56th Southwest Conference title with an 18-3 record, seizing the title in the next-to-last league series of the year.

In big moments, Texas was superb, but at other times it was not. That was the interesting enigma that was the 1983 team; it could lose a doubleheader to an unknown non-conference foe and then sweep a series against such impressive opponents as Cal State Fullerton and Arizona State.

Its heroes were many and varied. First baseman Jose Tolentino hit .339, collected 67 hits and drove in 73 runs, while Kirk Killingsworth appeared in 30 games as a reliever and had a 12-3 record. In the team’s 66 wins, 16 different players delivered game-winning blows.

The club faced elimination two games into the six-team regional at Disch-Falk Field, but bounced back to beat Tulane and Pan American and toppled Mississippi State twice to advance to Omaha.

At the CWS, Texas defeated James Madison in the opener and came from behind to defeat Oklahoma State, Alabama and Michigan before scoring a 4-3 championship victory over Alabama.

By winning the College World Series in five straight games, the Longhorns became only the 10th team in NCAA history to go through the Series unbeaten.

## 1975 COLLEGE WORLD SERIES CHAMPIONS



It was the kind of season of which national championships are made, so it was not all that unlikely when Texas and Cliff Gustafson won the NCAA College World Series and returned the national title to UT for the first time in 25 years.

Records fell and the national championship pennant went up as the Longhorns recorded a 59-6 mark, which included a Southwest Conference record of 23-1.

In what was expected to be the toughest SWC race in years, Texas opened with a come-from-behind, extra-inning win over Houston and then stormed through the league. Only a bottom-of-the-ninth homer by Texas A&M in the season’s finale kept UT from becoming the conference’s first unbeaten team since 1946.

It was Texas’ 50th SWC title in the league’s 60 years of competition and it served as the launching pad for the Horns to sweep through the South Central Regional against South Alabama, Louisiana Tech and Pan American.

While the hitters were batting their way to records, the pitchers were chalking up a school-record 16 shutouts. Jim Gideon, who closed his Texas career with a record 40 victories, and Keith Moreland, who set numerous hitting standards, were both named All-Americans for the second time.

Another pair of stars stole the limelight as Texas claimed the national crown in Omaha. Stealing the show were sophomore Mickey Reichenbach, who was the Series’ Most Outstanding Player with a .455 batting average, three doubles and a home run, and Richard Wortham, who was named to the All-Tournament pitching staff after blitzing South Carolina, 5-1, in the championship game.

Texas began the College World Series (CWS) with a 4-2 win over Oklahoma, but a 5-2 loss to Arizona State dropped the team into the loser’s bracket. On the brink of elimination, the Longhorn hitters came to life, posting a .363 batting average in wins over Seton Hall (12-10) and South Carolina (17-6).

With three teams left in the Series—Texas, Arizona State and South Carolina—it was time to draw for the bye to the championship game. Texas trainer Spanky Stephens, who had started as a student trainer and had made every trip to Omaha, picked the envelope for the Longhorns. Texas received its long-awaited break as Arizona State and South Carolina had to play the elimination game.

South Carolina knocked off Arizona State, 4-1, to set up the showdown between Gustafson, who rose through a storied career as a Texas high school coach to become one of the nation’s premier collegiate coaches, and Bobby Richardson, who made his way to college coaching after being an All-Star second baseman for the New York Yankees.

The tone was set early as Reichenbach hit a two-run home run in the third inning to stake Texas to a 3-0 lead. Wortham limited the Gamecocks to four hits while fanning nine batters to secure the win. Following the victory, the Longhorns returned to a cheering crowd in a packed Austin airport, bringing with them the CWS title.



# TEXAS BASEBALL



## Texas National Championship Teams

### 1950 COLLEGE WORLD SERIES CHAMPIONS



Front Row (L-R): Frank J. Womack, Frank F. Kana, Al Joe Hunt, Ed Kneuper Jr., Jack G. Webb, Robert F. Brock, Charles P. Gorin.  
Back Row: Charles E. Munson, Manager William H. Blocker, James F. Ehrler, James M. Shamblin, Thomas B. Hamilton, Murray W. Wall, Don A. Russell, Assistant Trainer Jack Jones, Head Coach Bibb Falk.

### 1949 COLLEGE WORLD SERIES CHAMPIONS



Front Row (L-R): Robert F. Brock, Sigmund I. Wachalter, Frank J. Womack, Murray W. Wall, James F. Ehrler, Kal H. Segrist, W.E. Risenhoover Jr. Back Row: Assistant Trainer Jack Jones, Manager George W. Patterson Jr., Frank F. Kana, Eddie Burrows, Stuart Benson, Charles P. Gorin, Head Coach Bibb Falk.  
Not pictured: Ben Thompkins, Guss Vance Hrcncir.



# TEXAS BASEBALL



## NCAA College World Series

### CWS ALL-TIME RESULTS/MOST OUTSTANDING PLAYERS

Year	Champion (Head Coach)	Score	Second Place	Third Place	Fourth Place	CWS MOP (School)
1947	California (Clint Evans)#	8-7	Yale	* TEXAS	* New York University	Not Awarded
1948	USC (Sam Barry)	9-2	Yale	* Baylor	* Lafayette	Not Awarded
1949	TEXAS (Bibb Falk)#	10-3	Wake Forest	USC	St. John's (N.Y.)	Tom Hamilton, 1B (TEXAS)
1950	TEXAS (Bibb Falk)	3-0	Washington State	Rutgers	Wisconsin	Ray Van Cleef, CF (Rutgers)
1951	Oklahoma (Jack Baer)#	3-2	Tennessee	* USC	* Utah	Sidney Hatfield, P-1B (Tennessee)
1952	Holy Cross (Jack Barry)	8-4	Missouri	* Western Michigan	* Penn State	James O'Neill, P (Holy Cross)
1953	Michigan (Ray Fisher)	7-5	TEXAS	Lafayette	Boston College	J.L. Smith, P (TEXAS)
1954	Missouri (John Simmons)	4-1	Rollins	Michigan State	Oklahoma State	Tom Yewcic, C (Michigan State)
1955	Wake Forest (Taylor Sanford)	7-6	Western Michigan	Oklahoma State	Arizona	Tom Borland, P (Oklahoma State)
1956	Minnesota (Dick Siebert)	12-1	Arizona	* Bradley	* Mississippi	Jerry Thomas, P (Minnesota)
1957	California (George Wolfman)#	1-0	Penn State	* Iowa State	* Notre Dame	Cal Emery, P-1B (Penn State)
1958	USC (Rod Dedeaux)	8-7 (a)	Missouri	* Holy Cross	* Western Michigan	Bill Thom, P (USC)
1959	Oklahoma State (Toby Greene)	5-3	Arizona	Fresno State	Penn State	Jim Dobson, 3B (Oklahoma State)
1960	Minnesota (Dick Siebert)	2-1 (b)	USC	* Oklahoma State	* Arizona State	John Erickson, 2B (Minnesota)
1961	USC (Rod Dedeaux)#	1-0	Oklahoma State	* Boston College	* Syracuse	Littleton Fowler, P (Oklahoma State)
1962	Michigan (Don Lund)	5-4 (c)	Santa Clara	TEXAS	Florida State	Bob Garibaldi, P (Santa Clara)
1963	USC (Rod Dedeaux)	5-2	Arizona	* Missouri	* TEXAS	Bud Hollowell, C (USC)
1964	Minnesota (Dick Siebert)	5-1	Missouri	Maine	Southern California	Joe Ferris, P (Maine)
1965	Arizona State (Bobby Wrinkles)	2-1	Ohio State	* St. Louis	* Washington State	Sal Bando, 3B (Arizona State)
1966	Ohio State (Marty Karow)	8-2	Oklahoma State	USC	St. John's (N.Y.)	Steve Arlin, P (Ohio State)
1967	Arizona State (Bobby Wrinkles)	11-2	Houston	Stanford	Auburn	Ron Davini, C (Arizona State)
1968	USC (Rod Dedeaux)#	4-3	Southern Illinois	* North Carolina State	* St. John's (N.Y.)	Bill Seinoth, 1B (USC)
1969	Arizona State (Bobby Wrinkles)	10-1	Tulsa	New York University	TEXAS	John Dolinsek, LF (Arizona State)
1970	USC (Rod Dedeaux)	2-1 (c)	Florida State	TEXAS	Ohio	Gene Ammann, P (Florida State)
1971	USC (Rod Dedeaux)	7-2	Southern Illinois	Tulsa	Pan American	Jerry Tabb, 1B (Tulsa)
1972	USC (Rod Dedeaux)	1-0	Arizona State	* Temple	* TEXAS	Russ McQueen, P (USC)
1973	USC (Rod Dedeaux)#	4-3	Arizona State	* Minnesota	* TEXAS	Dave Winfield, P (Minnesota)
1974	USC (Rod Dedeaux)	7-3	Miami (Fla.)	Southern Illinois	TEXAS	George Milke, P (USC)
1975	TEXAS (Cliff Gustafson)	5-1	South Carolina	Arizona State	Oklahoma	Mickey Reichenbach, 1B (TEXAS)
1976	Arizona (Jerry Kindall)	7-1	Eastern Michigan	Arizona State	Maine	Steve Powers, P-DH (Arizona)
1977	Arizona State (Jim Brock)	2-1	South Carolina	Southern Illinois	Cal State Los Angeles	Bob Horner, 2B (Arizona State)
1978	USC (Rod Dedeaux)#	10-3	Arizona State	North Carolina	Miami (Fla.)	Rod Boxberger, P (USC)
1979	Cal State Fullerton (Augie Garrido)	2-1	Arkansas	Pepperdine	TEXAS	Tony Hudson, P (Cal St. Fullerton)
1980	Arizona (Jerry Kindall)	5-3	Hawaii	California	Miami (Fla.)	Terry Francona, LF (Arizona)
1981	Arizona State (Jim Brock)	7-4	Oklahoma State	TEXAS	South Carolina	Stan Holmes, LF (Arizona State)
1982	Miami (Fla.) (Ron Fraser)#	9-3	Wichita State	* Maine	* TEXAS	Danny Smith, P (Miami (Fla.))
1983	TEXAS (Cliff Gustafson)#	4-3	Alabama	* Arizona	* Michigan	Calvin Schiraldi, P (TEXAS)
1984	Cal State Fullerton (Augie Garrido)	3-1	TEXAS	Oklahoma State	Arizona State	John Fishel, OF (Cal St. Fullerton)
1985	Miami (Fla.) (Ron Fraser)#	10-6	TEXAS	* Arkansas	* Mississippi State	Greg Ellena, DH (Miami (Fla.))
1986	Arizona (Jerry Kindall)	10-2	Florida State	Miami (Fla.)	Oklahoma State	Mike Senne, LF (Arizona)
1987	Stanford (Mark Marquess)	9-5	Oklahoma State	TEXAS	LSU	Paul Carey, OF (Stanford)
1988	Stanford (Mark Marquess)	9-4	Arizona State	* Cal State Fullerton	* Wichita State	Lee Plemel, P (Stanford)
1989	Wichita State (Gene Stephenson)	5-3	TEXAS	* Florida State	* LSU	Greg Brummett, P (Wichita State)
1990	Georgia (Steve Webber)	2-1	Oklahoma State	* LSU	* Stanford	Mike Rebhan, P (Georgia)
1991	LSU (Skip Bertman)#	6-3	Wichita State	* Creighton	* Florida	Gary Hymel, C (LSU)
1992	Pepperdine (Andy Lopez)#	3-2	Cal State Fullerton	* Miami (Fla.)	* TEXAS	Phil Nevin, 3B (Cal State Fullerton)
1993	LSU (Skip Bertman)	8-0	Wichita State	* Long Beach State	* Oklahoma State	Todd Walker, 2B (LSU)
1994	Oklahoma (Larry Cochell)#	13-5	Georgia Tech	* Arizona State	* Cal State Fullerton	Chip Glass, OF (Oklahoma)
1995	Cal State Fullerton (Augie Garrido)#	11-5	USC	* Miami (Fla.)	* Tennessee	Mark Kotsay, OF/P (Cal St. Fullerton)
1996	LSU (Skip Bertman)#	9-8	Miami (Fla.)	* Clemson	* Florida	Pat Burrell, 3B (Miami (Fla.))
1997	LSU (Skip Bertman)#	13-6	Alabama	* Miami (Fla.)	* Florida	Brandon Larson, SS (LSU)
1998	USC (Mike Gillespie)	21-14	Arizona State	* LSU	* Long Beach State	Wes Rachels, 2B (USC)
1999	Miami (Fla.) (Jim Morris)#	6-5	Florida State	* Alabama	* Stanford	Marshall McDougall, 2B (Florida State)
2000	LSU (Skip Bertman)#	6-5	Stanford	* Florida State	* Louisiana-Lafayette	Trey Hodges, P (LSU)



# TEXAS BASEBALL




## NCAA College World Series

### CWS ALL-TIME RESULTS/MOST OUTSTANDING PLAYERS

Year	Champion (Head Coach)	Score	Second Place	Third Place	Fourth Place	CWS MOP (School)
2001	Miami (Fla.) (Jim Morris)#	12-1	Stanford	* Cal State Fullerton	* Tennessee	Charlton Jimerson, OF (Miami (Fla.))
2002	TEXAS (Augie Garrido)#	12-6	South Carolina	* Clemson	* Stanford	Huston Street, P (TEXAS)
2003	Rice (Wayne Graham)	14-2	Stanford	* Cal State Fullerton	* TEXAS	John Hudgins, P (Stanford)
2004	Cal State Fullerton (George Horton)	3-2	TEXAS	* Georgia	* South Carolina	Jason Windsor, P (Cal St. Fullerton)
2005	TEXAS (Augie Garrido)#	6-2	Florida	* Arizona State	* Baylor	David Maroul, 3B (TEXAS)
2006	Oregon State (Pat Casey)	3-2	North Carolina	* Cal State Fullerton	* Rice	Jonah Nickerson, P (Oregon State)
2007	Oregon State (Pat Casey)#	9-3	North Carolina	* Rice	* UC Irvine	Jorge Luis Reyes, P (Oregon State)
2008	Fresno State (Mike Batesole)	6-1	Georgia	* North Carolina	* Stanford	Tommy Mendonca, 3B (Fresno State)
2009	LSU (Pat Mainieri)	11-4	TEXAS	* Arizona State	* Arkansas	Jared Mitchell, OF (LSU)
2010	South Carolina (Ray Turner)	2-1	UCLA	*Clemson	*Texas Christian	Jackie Bradley Jr., OF (South Carolina)
2011	South Carolina (Ray Turner)	5-2	Florida	*Vanderbilt	*Virginia	Scott Wingo, 2B (South Carolina)
2012	Arizona (Andy Lopez)	4-1	South Carolina	*Arkansas	*Florida State	Robert Refsnyder, RF (Arizona)
2013	UCLA (John Savage)#	8-0	Mississippi State	*North Carolina	*Oregon State	Adam Plutko, RHP (UCLA)

(a) = 12 innings (b) = 10 innings (c) = 15 innings \* = Tied for 3rd Place # = Undeclared in College World Series Play





# TEXAS BASEBALL



(Played in Denver, Colo. in 1947; in Wichita, Kan. in 1949, and in Omaha, Neb. since 1950)

## Texas in the CWS

### 1947

Oklahoma \_\_\_\_\_ 10-9 \_\_\_\_\_ W  
California \_\_\_\_\_ 7-8 \_\_\_\_\_ L  
**Third-Place Tie**

### 1949

St. John's \_\_\_\_\_ 7-1 \_\_\_\_\_ W  
Wake Forest \_\_\_\_\_ 8-1 \_\_\_\_\_ W  
Wake Forest \_\_\_\_\_ 10-3 \_\_\_\_\_ W  
**College World Series Champions**

### 1950

Rutgers \_\_\_\_\_ 2-4 \_\_\_\_\_ L  
Colorado A&M \_\_\_\_\_ 3-1 \_\_\_\_\_ W  
Tufts \_\_\_\_\_ 7-0 \_\_\_\_\_ W  
Washington State \_\_\_\_\_ 12-1 \_\_\_\_\_ W  
Rutgers \_\_\_\_\_ 15-9 \_\_\_\_\_ W  
Washington State \_\_\_\_\_ 3-0 \_\_\_\_\_ W  
**College World Series Champions**

### 1952

Penn State \_\_\_\_\_ 3-5 \_\_\_\_\_ L  
Oregon State \_\_\_\_\_ 10-1 \_\_\_\_\_ W  
Holy Cross \_\_\_\_\_ 1-2 \_\_\_\_\_ L  
**Fifth-Place Tie**

### 1953

Duke \_\_\_\_\_ 2-1 \_\_\_\_\_ W  
Lafayette \_\_\_\_\_ 7-3 \_\_\_\_\_ W  
Michigan \_\_\_\_\_ 5-12 \_\_\_\_\_ L  
Michigan \_\_\_\_\_ 6-4 \_\_\_\_\_ W  
Lafayette \_\_\_\_\_ 13-3 \_\_\_\_\_ W  
Michigan \_\_\_\_\_ 5-7 \_\_\_\_\_ L  
**College World Series Runner-up**

### 1957

Connecticut \_\_\_\_\_ 3-0 \_\_\_\_\_ W  
Penn State \_\_\_\_\_ 1-4 \_\_\_\_\_ L  
Notre Dame \_\_\_\_\_ 0-9 \_\_\_\_\_ L  
**Fifth-Place Tie**

### 1961

USC \_\_\_\_\_ 6-8 \_\_\_\_\_ L  
Western Michigan \_\_\_\_\_ 2-8 \_\_\_\_\_ L  
**Seventh-Place Tie**

### 1962

Michigan \_\_\_\_\_ 1-3 \_\_\_\_\_ L  
Colorado State \_\_\_\_\_ 12-3 \_\_\_\_\_ W  
Ithaca College \_\_\_\_\_ 3-2 \_\_\_\_\_ W  
Michigan \_\_\_\_\_ 7-0 \_\_\_\_\_ W  
Santa Clara \_\_\_\_\_ 3-4 \_\_\_\_\_ L  
**Third Place**

### 1963

USC \_\_\_\_\_ 8-3 \_\_\_\_\_ W  
Missouri \_\_\_\_\_ 2-3 \_\_\_\_\_ L  
Penn State \_\_\_\_\_ 6-4 \_\_\_\_\_ W  
Arizona \_\_\_\_\_ 8-10 \_\_\_\_\_ L  
**Third-Place Tie**

### 1965

Washington State \_\_\_\_\_ 5-12 \_\_\_\_\_ L  
Florida State \_\_\_\_\_ 2-3 \_\_\_\_\_ L  
**Seventh-Place Tie**

### 1966

Arizona \_\_\_\_\_ 5-1 \_\_\_\_\_ W  
St. John's (N.Y.) \_\_\_\_\_ 0-2 \_\_\_\_\_ L  
Oklahoma State \_\_\_\_\_ 1-6 \_\_\_\_\_ L  
**Fifth-Place Tie**

### 1968

Oklahoma State \_\_\_\_\_ 5-8 \_\_\_\_\_ L  
Brigham Young \_\_\_\_\_ 7-0 \_\_\_\_\_ W  
North Carolina State \_\_\_\_\_ 5-6 \_\_\_\_\_ L  
**Fifth-Place Tie**

### 1969

Arizona State \_\_\_\_\_ 4-0 \_\_\_\_\_ W  
Tulsa \_\_\_\_\_ 2-4 \_\_\_\_\_ L  
Mississippi \_\_\_\_\_ 14-1 \_\_\_\_\_ W  
New York \_\_\_\_\_ 2-3 \_\_\_\_\_ L  
**Fourth Place**

### 1970

Delaware \_\_\_\_\_ 12-4 \_\_\_\_\_ W  
Ohio \_\_\_\_\_ 7-2 \_\_\_\_\_ W  
Florida State \_\_\_\_\_ 5-1 \_\_\_\_\_ W  
USC \_\_\_\_\_ 7-8 (14) \_\_\_\_\_ L  
Florida State \_\_\_\_\_ 2-11 \_\_\_\_\_ L  
**Third Place**

### 1972

Connecticut \_\_\_\_\_ 0-3 (10) \_\_\_\_\_ L  
Mississippi \_\_\_\_\_ 9-8 \_\_\_\_\_ W  
Oklahoma \_\_\_\_\_ 7-1 \_\_\_\_\_ W  
USC \_\_\_\_\_ 3-4 (10) \_\_\_\_\_ L  
**Third-Place Tie**

### 1973

Georgia Southern \_\_\_\_\_ 6-3 \_\_\_\_\_ W  
USC \_\_\_\_\_ 1-4 \_\_\_\_\_ L  
Oklahoma \_\_\_\_\_ 10-2 \_\_\_\_\_ W  
Arizona State \_\_\_\_\_ 5-6 \_\_\_\_\_ L  
**Third-Place Tie**

### 1974

USC \_\_\_\_\_ 2-9 \_\_\_\_\_ L  
Seton Hall \_\_\_\_\_ 12-2 \_\_\_\_\_ W  
Oklahoma \_\_\_\_\_ 10-4 \_\_\_\_\_ W  
USC \_\_\_\_\_ 3-5 \_\_\_\_\_ L  
**Fourth Place**

### 1975

Oklahoma \_\_\_\_\_ 4-2 \_\_\_\_\_ W  
Arizona State \_\_\_\_\_ 2-5 \_\_\_\_\_ L  
Seton Hall \_\_\_\_\_ 12-10 \_\_\_\_\_ W  
South Carolina \_\_\_\_\_ 17-6 \_\_\_\_\_ W  
South Carolina \_\_\_\_\_ 5-1 \_\_\_\_\_ W  
**College World Series Champions**

### 1979

Connecticut \_\_\_\_\_ 11-5 \_\_\_\_\_ W  
Mississippi State \_\_\_\_\_ 8-2 \_\_\_\_\_ W  
Arkansas \_\_\_\_\_ 4-9 \_\_\_\_\_ L  
Pepperdine \_\_\_\_\_ 4-6 \_\_\_\_\_ L  
**Fourth Place**

### 1981

Arizona State \_\_\_\_\_ 2-11 \_\_\_\_\_ L  
Michigan \_\_\_\_\_ 6-5 \_\_\_\_\_ W  
Miami (Fla.) \_\_\_\_\_ 5-4 \_\_\_\_\_ W  
Oklahoma State \_\_\_\_\_ 15-8 (13) \_\_\_\_\_ W  
Arizona State \_\_\_\_\_ 3-12 \_\_\_\_\_ L  
**Third Place**

### 1982

Oklahoma State \_\_\_\_\_ 9-1 \_\_\_\_\_ W  
Stanford \_\_\_\_\_ 8-6 (12) \_\_\_\_\_ W  
Miami (Fla.) \_\_\_\_\_ 1-2 \_\_\_\_\_ L  
Wichita State \_\_\_\_\_ 4-8 \_\_\_\_\_ L  
**Third-Place Tie**

### 1983

James Madison \_\_\_\_\_ 12-0 \_\_\_\_\_ W  
Oklahoma State \_\_\_\_\_ 6-5 (11) \_\_\_\_\_ W  
Alabama \_\_\_\_\_ 6-4 (10) \_\_\_\_\_ W  
Michigan \_\_\_\_\_ 4-2 \_\_\_\_\_ W  
Alabama \_\_\_\_\_ 4-3 \_\_\_\_\_ W  
**College World Series Champions**

### 1984

New Orleans \_\_\_\_\_ 6-3 \_\_\_\_\_ W  
Cal State Fullerton \_\_\_\_\_ 6-4 \_\_\_\_\_ W  
Arizona State \_\_\_\_\_ 8-4 \_\_\_\_\_ W  
Oklahoma State \_\_\_\_\_ 13-18 \_\_\_\_\_ L  
Cal State Fullerton \_\_\_\_\_ 1-3 \_\_\_\_\_ L  
**College World Series Runner-up**

### 1985

Arizona \_\_\_\_\_ 2-1 \_\_\_\_\_ W  
Miami (Fla.) \_\_\_\_\_ 8-4 \_\_\_\_\_ W  
Mississippi State \_\_\_\_\_ 12-7 \_\_\_\_\_ W  
Arkansas \_\_\_\_\_ 8-7 (10) \_\_\_\_\_ W  
Miami (Fla.) \_\_\_\_\_ 1-2 \_\_\_\_\_ L  
Miami (Fla.) \_\_\_\_\_ 6-10 \_\_\_\_\_ L  
**College World Series Runner-up**

### 1987

Arkansas \_\_\_\_\_ 13-6 \_\_\_\_\_ W  
Stanford \_\_\_\_\_ 1-6 \_\_\_\_\_ L  
Florida State \_\_\_\_\_ 6-4 (10) \_\_\_\_\_ W  
Oklahoma State \_\_\_\_\_ 6-5 \_\_\_\_\_ W  
Stanford \_\_\_\_\_ 3-9 \_\_\_\_\_ L  
**Third Place**

### 1989

Long Beach State \_\_\_\_\_ 7-1 \_\_\_\_\_ W  
Miami (Fla.) \_\_\_\_\_ 12-2 \_\_\_\_\_ W  
LSU \_\_\_\_\_ 12-7 \_\_\_\_\_ W  
Wichita State \_\_\_\_\_ 3-5 \_\_\_\_\_ L  
**College World Series Runner-up**

### 1992

Oklahoma \_\_\_\_\_ 15-3 \_\_\_\_\_ W  
Pepperdine \_\_\_\_\_ 0-7 \_\_\_\_\_ L  
Oklahoma \_\_\_\_\_ 8-5 \_\_\_\_\_ W  
Pepperdine \_\_\_\_\_ 4-5 \_\_\_\_\_ L  
**Third-Place Tie**

### 1993

Oklahoma State \_\_\_\_\_ 6-5 \_\_\_\_\_ W  
Wichita State \_\_\_\_\_ 6-7 \_\_\_\_\_ L  
Oklahoma State \_\_\_\_\_ 6-7 \_\_\_\_\_ L  
**Fifth-Place Tie**

### 2000

LSU \_\_\_\_\_ 5-13 \_\_\_\_\_ L  
Florida State \_\_\_\_\_ 2-6 \_\_\_\_\_ L  
**Seventh-Place Tie**

### 2002

Rice \_\_\_\_\_ W \_\_\_\_\_ 2-1  
Stanford \_\_\_\_\_ 8-7 \_\_\_\_\_ W  
Stanford \_\_\_\_\_ 6-5 \_\_\_\_\_ W  
South Carolina \_\_\_\_\_ 12-6 \_\_\_\_\_ W  
**College World Series Champions**

### 2003

Miami (Fla.) \_\_\_\_\_ 13-2 \_\_\_\_\_ W  
Rice \_\_\_\_\_ 2-12 \_\_\_\_\_ L  
Miami (Fla.) \_\_\_\_\_ 5-1 \_\_\_\_\_ W  
Rice \_\_\_\_\_ 4-5 \_\_\_\_\_ L  
**Third-Place Tie**

### 2004

Arkansas \_\_\_\_\_ 13-2 \_\_\_\_\_ W  
Georgia \_\_\_\_\_ 9-3 \_\_\_\_\_ W  
Georgia \_\_\_\_\_ 7-6 \_\_\_\_\_ W  
Cal State Fullerton \_\_\_\_\_ 4-6 \_\_\_\_\_ L  
Cal State Fullerton \_\_\_\_\_ 2-3 \_\_\_\_\_ L  
**College World Series Runner-up**

### 2005

Baylor \_\_\_\_\_ W \_\_\_\_\_ 5-1  
Tulane \_\_\_\_\_ W \_\_\_\_\_ 5-0  
Baylor \_\_\_\_\_ W \_\_\_\_\_ 4-3  
Florida \_\_\_\_\_ W \_\_\_\_\_ 4-2  
Florida \_\_\_\_\_ W \_\_\_\_\_ 6-2  
**College World Series Champions**

### 2009

Southern Mississippi \_\_\_\_\_ 7-6 \_\_\_\_\_ W  
Arizona State \_\_\_\_\_ 10-6 \_\_\_\_\_ W  
Arizona State \_\_\_\_\_ 4-3 \_\_\_\_\_ W  
LSU \_\_\_\_\_ 6-7 (10) \_\_\_\_\_ L  
LSU \_\_\_\_\_ 5-1 \_\_\_\_\_ W  
LSU \_\_\_\_\_ 4-11 \_\_\_\_\_ L  
**College World Series Runner-up**

### 2011

Florida \_\_\_\_\_ 8-4 \_\_\_\_\_ L  
North Carolina \_\_\_\_\_ 3-0 \_\_\_\_\_ L  
**Seventh-Place Tie**



# TEXAS BASEBALL



Big 12 schools in italics

## College World Series Leaders

### WINS

1. TEXAS _____	82
2. USC _____	74
3. Arizona State _____	61
4. Miami (Fla.) _____	47
5. Stanford _____	40
6. Arizona _____	38
<i>Oklahoma State</i> _____	38
8. LSU _____	35
9. Cal State Fullerton _____	34
10. South Carolina _____	32

Other Big 12 Schools:

<i>Oklahoma</i> _____	15
TCU _____	3
Baylor _____	2

### GAMES PLAYED

1. TEXAS _____	139
2. USC _____	100
3. Arizona State _____	99
4. Miami (Fla.) _____	85
5. <i>Oklahoma State</i> _____	74
6. Florida State _____	70
7. Stanford _____	69
8. Arizona _____	65
9. Cal State Fullerton _____	61
10. LSU _____	57

Other Big 12 Schools:

<i>Oklahoma</i> _____	31
Baylor _____	8
TCU _____	5
Kansas _____	2

### APPEARANCES

1. TEXAS _____	34
2. Miami (Fla.) _____	23
3. Arizona State _____	22
4. Florida State _____	21
USC _____	21
6. <i>Oklahoma State</i> _____	19
7. Arizona _____	16
Cal State Fullerton _____	16
Stanford _____	16
LSU _____	16

Other Big 12 Schools:

<i>Oklahoma</i> _____	10
Baylor _____	3
Kansas _____	1
TCU _____	1

### CONSECUTIVE APPEARANCES

1. <i>Oklahoma State</i> _____	7 (1981-87)
2. Miami (Fla.) _____	6 (1994-99)
Northern Colorado _____	6 (1957-62)
4. Stanford _____	5 (1999-03)
<b>TEXAS</b> _____	<b>5 (1981-85)</b>
Miami (Fla.) _____	5 (1978-82)
Oklahoma _____	5 (1972-76)
USC _____	5 (1970-74)
9. North Carolina _____	4 (2006-09)
<b>TEXAS</b> _____	<b>4 (2002-05)</b>
Maine _____	4 (1981-84)
Arizona State _____	4 (1975-78)
<b>TEXAS</b> _____	<b>4 (1972-75)</b>

### WINNING PERCENTAGE (MIN. 20 GAMES)

Team	W-L	Pct.	Team	W-L	Pct.
1. USC _____	74-26	.740	6. LSU _____	35-22	.614
2. Minnesota _____	17-7	.708	7. Wichita State _____	16-11	.593
3. Missouri _____	18-11	.621	8. <b>TEXAS</b> _____	<b>82-57</b>	<b>.590</b>
4. Arizona State _____	61-38	.616	9. Arizona _____	38-27	.585
5. South Carolina _____	32-20	.615	10. Stanford _____	40-29	.580

## Texas in the CWS

### TEXAS W/L AT CWS

TEXAS vs. (W-L)	TEXAS vs. (W-L)
Alabama _____	2-0
Arizona _____	4-1
Arizona State _____	2-4
Arkansas _____	3-1
Baylor _____	2-0
BYU _____	1-0
Cal State Fullerton _____	1-3
Colorado State _____	2-0
Connecticut _____	2-1
Delaware _____	1-0
Duke _____	1-0
Florida _____	2-1
Florida State _____	2-3
Georgia _____	2-0
Georgia Southern _____	1-0
Holy Cross _____	0-1
Ithaca College _____	1-0
James Madison _____	1-0
Lafayette _____	2-0
Long Beach State _____	1-0
LSU _____	2-3
Miami (Fla.) _____	5-3
Michigan _____	4-3
Mississippi _____	2-0
Mississippi State _____	2-0
Missouri _____	0-1
New Orleans _____	1-0
North Carolina _____	0-1
North Carolina State _____	0-1
NYU _____	0-1
Notre Dame _____	0-1
Ohio _____	1-0
Oklahoma _____	6-0
Oklahoma State _____	5-4
Oregon State _____	1-0
Penn State _____	1-2
Pepperdine _____	0-3
Rice _____	1-2
Rutgers _____	1-1
Santa Clara _____	0-1
Seton Hall _____	2-0
South Carolina _____	3-0
Southern Miss _____	1-0
St. John's (N.Y.) _____	1-1
Stanford _____	3-2
Tufts _____	1-0
Tulane _____	1-0
Tulsa _____	0-1
USC _____	1-6
Wake Forest _____	2-0
Washington State _____	2-1
Western Michigan _____	0-1
Wichita State _____	0-3
<b>Total</b> _____	<b>82-57</b>



# TEXAS BASEBALL



## Texas in the National Polls

### BASEBALL AMERICA FINAL TOP 25

(since 1981)

1981	3rd
1982	2nd
1983	1st
1984	3rd
1985	2nd
1986	7th
1987	3rd
1988	10th
1989	3rd
1990	10th
1991	10th
1992	4th
1993	7th
1994	14th
1995	21st
1996	18th
1997	Unranked
1998	Unranked
1999	Unranked
2000	10th
2001	Unranked
2002	1st
2003	4th
2004	2nd
2005	1st
2006	12th
2007	11th
2008	21st
2009	2nd
2010	9th
2011	6th
2012	Unranked
2013	Unranked

### COLLEGIATE BASEBALL FINAL TOP 25

(since 1959)

1959	Unranked
1960	11th
1961	8th
1962	3rd
1963	4th
1964	12th
1965	8th
1966	6th
1967	17th
1968	6th
1969	4th
1970	3rd
1971	17th
1972	4th
1973	4th
1974	4th
1975	1st
1976	9th
1977	18th
1978	Unranked
1979	4th
1980	11th
1981	3rd
1982	4th
1983	1st
1984	2nd
1985	2nd
1986	16th
1987	3rd
1988	10th
1989	2nd
1990	13th
1991	11th
1992	4th
1993	6th
1994	15th
1995	23rd
1996	16th
1997	Unranked
1998	Unranked
1999	Unranked
2000	7th
2001	Unranked
2002	1st
2003	4th
2004	2nd
2005	1st
2006	17th
2007	17th
2008	25th
2009	2nd
2010	9th
2011	7th
2012	Unranked
2013	Unranked

### USA TODAY/ESPN FINAL TOP 25

(since 1992)

1992	4th
1993	6th
1994	14th
1995	18th
1996	19th
1997	Unranked
1998	Unranked
1999	Unranked
2000	7th
2001	Unranked
2002	1st
2003	4th
2004	2nd
2005	1st
2006	12th
2007	14th
2008	21st
2009	2nd
2010	9th
2011	7th
2012	Unranked
2013	Unranked

### NATIONAL COLLEGIATE BASEBALL WRITERS ASSOC. FINAL TOP 25

(since 2002)

2002	1st
2003	4th
2004	2nd
2005	1st
2006	16th
2007	12th
2008	21st
2009	2nd
2010	9th
2011	7th
2012	Unranked
2013	Unranked





# Texas in the NCAA Regionals

## 1947

*Western Division (Denver, Colorado)*

Oklahoma	W	10-9
California	L	7-8

**Western Division Runner-up**

## 1949

*District 6 (Austin, Texas)*

Oklahoma State	W	7-3
Oklahoma State	W	3-2

**District 6 Champion**

## 1950

*District 6 (Austin, Texas)*

Arizona	L	4-5
Arizona	W	9-8
Arizona	W	7-3

**District 6 Champion**

## 1952

*District 6 (Austin, Texas)*

Arizona	W	3-1
Arizona	L	0-1
Arizona	W	15-8

**District 6 Champion**

## 1953

*District 6 (Austin, Texas)*

Arizona	W	7-6
Arizona	L	3-4
Arizona	W	5-3

**District 6 Champion**

## 1954

*District 6 (Austin, Texas)*

Oklahoma State	L	3-6
Oklahoma State	W	16-12
Oklahoma State	L	6-7

**Second Place**

## 1957

*District 6 (Austin, Texas)*

Arizona	W	7-1
Arizona	W	2-0

**District 6 Champion**

## 1958

*District 6 (Tucson, Arizona)*

Arizona	W	14-3
Arizona	L	4-16
Arizona	L	2-5

**Second Place**

## 1960

*District 6 (Austin, Texas)*

Houston	L	2-4
---------	---	-----

**Third Place**

## 1961

*District 6 (Austin, Texas)*

Arizona	W	8-2
Arizona	W	5-4

**District 6 Champion**

## 1962

*District 6 (Tucson, Arizona)*

Arizona	W	1-0
Arizona	W	7-4

**District 6 Champion**

## 1966

*District 6 (Austin & Houston, Texas)*

Houston	T (rain)	4-4
Houston	L	4-5
Houston	W	9-3
Houston	W	8-5

**District 6 Champion**

## 1967

*District 6 (Austin & Houston, Texas)*

Houston	L	8-11
Houston	W	5-1
Houston	L	3-4

**Second Place**

## 1968

*District 6 (Austin, Texas)*

Pan American	W	3-0
Pan American	L	1-2 (10)
Pan American	W	10-6

**District 6 Champion**

## 1969

*District 6 (Austin, Texas)*

Trinity	W	10-0
Trinity	W	5-0

**District 6 Champion**

## 1970

*District 6 (Austin, Texas)*

Arkansas State	W	5-0
Pan American	W	2-1
Pan American	W	4-3

**District 6 Champion**

## 1971

*District 6 (San Antonio, Texas)*

Pan American	L	0-1
Pan American	L	0-4

**Second Place**

## 1972

*District 6 (San Antonio, Texas)*

Trinity	W	4-3 (14)
Pan American	W	1-0
Pan American	W	2-1

**District 6 Champion**

## 1973

*District 6 (Arlington, Texas)*

Pan American	W	7-1
Trinity	W	17-2
Pan American	W	14-12 (13)

**District 6 Champion**

## 1974

*District 6 (Arlington, Texas)*

Pan American	W	7-0
Louisiana Tech	L	4-5
Louisiana Tech	W	8-0
Louisiana Tech	W	12-2

**District 6 Champion**

## 1975

*South Central Regional (Arlington, Texas)*

Louisiana Tech	W	6-2
South Alabama	W	7-4
Pan American	W	9-2

**South Central Regional Champion**

## 1976

*South Central Regional (Arlington, Texas)*

Lamar	W	3-2
Oklahoma	L	2-3
Miami (Fla.)	W	5-0
Oklahoma	W	6-5 (11)
Oklahoma	L	1-4

**Second Place**

## 1979

*Central Regional (Austin, Texas)*

Pan American	W	4-2
Lamar	W	6-4
BYU	W	6-2

**Central Regional Champion**

## 1980

*Central Regional (Austin, Texas)*

Louisiana Tech	L	3-4
Pan American	W	7-4
Louisiana Tech	W	7-6
Hawaii	L	3-7

**Second Place**

## 1981

*Central Regional (Austin, Texas)*

BYU	W	11-4
Lamar	W	3-2
Stanford	L	8-9
Stanford	W	10-2

**Central Regional Champion**

## 1982

*Central Regional (Austin, Texas)*

Hardin-Simmons	W	10-0
Oklahoma	W	8-0
Eastern Michigan	W	7-2 (11)
Eastern Michigan	W	9-1

**Central Regional Champion**

## 1983

*Central Regional (Austin, Texas)*

Northeast Louisiana	W	15-0
Mississippi State	L	2-6
Tulane	W	7-5
Pan American	W	6-1
Mississippi State	W	7-0
Mississippi State	W	12-3

**Central Regional Champion**

## 1984

*Central Regional (Austin, Texas)*

Lamar	W	6-0
UNLV	W	12-3
Lamar	W	6-5

**Central Regional Champion**

## 1985

*Central Regional (Austin, Texas)*

Grambling	W	4-3 (12)
Houston	W	9-2
Oklahoma	W	9-4
Lamar	W	10-2

**Central Regional Champion**

## 1986

*Central Regional (Austin, Texas)*

Southern Illinois	W	21-7
Arizona	L	3-9
Pan American	W	9-5
Pepperdine	L	0-2

**Fourth Place**

## 1987

*Central Regional (Austin, Texas)*

Lamar	W	6-5
Oklahoma	W	10-5
Houston	W	15-3
Houston	W	13-4

**Central Regional Champion**

## 1988

*Central Regional (Austin, Texas)*

Southern	W	7-3
New Orleans	W	16-10
California	L	7-8
Michigan	W	5-4
California	L	5-6

**Second Place**

## 1989

*Midwest Regional (Austin, Texas)*

New Orleans	W	2-0
USC	W	11-8
Oklahoma State	W	8-7
New Orleans	W	9-3

**Midwest Regional Champion**



## Texas in the NCAA Regionals

### 1990

*Central Regional (Austin, Texas)*

UT Arlington	W	9-8
Old Dominion	W	10-0
Cal State Fullerton	L	2-5
Creighton	W	11-9
Cal State Fullerton	L	0-3

**Second Place**

### 1991

*Central Regional (Austin, Texas)*

UAB	W	16-3
Southern Mississippi	W	18-2
Long Beach State	L	10-17
Oklahoma State	L	1-6

**Third Place**

### 1992

*Central Regional (Austin, Texas)*

VCU	W	2-0
UT Arlington	W	17-1
Long Beach State	W	9-1
VCU	L	2-4
VCU	W	12-3

**Central Regional Champion**

### 1993

*Central II Regional (Austin, Texas)*

McNeese State	W	7-4
Kentucky	W	8-3
USC	W	11-3
USC	W	3-2

**Central II Regional Champion**

### 1994

*Central Regional (Austin, Texas)*

Stanford	W	8-4
Nevada	W	16-6
Oklahoma	L	4-15
Arkansas State	W	9-4
Oklahoma	L	3-6

**Second Place**

### 1995

*Midwest II Regional (Oklahoma City, Oklahoma)*

Ohio State	W	10-5
Oklahoma	L	9-13
Indiana State	W	3-2
Auburn	L	2-4

**Third Place**

### 1996

*Central I Regional (Austin, Texas)*

UCLA	L	2-5
Sam Houston State	W	4-2
Miami (Fla.)	L	7-9

**Third-Place Tie**

### 1999

*Houston Regional (Houston, Texas)*

Southwestern Louisiana	L	6-13
Southwest Texas State	W	7-5
Houston	L	5-8

**Third Place**

### 2000

*Tempe Regional (Tempe, Arizona)*

Creighton	W	5-4
Arizona State	L	1-3
Miami (Ohio)	W	11-1
Arizona State	W	6-4
Arizona State	W	9-7

**Tempe Regional Champion**

*Austin Super Regional (Austin, Texas)*

Penn State	W	7-3
Penn State	W	10-0

**Austin Super Regional Champion**

### 2001

*Palo Alto Regional (Stanford, Calif.)*

Long Beach State	W	11-2
Stanford	W	4-3
Stanford	L	9-10 (10)
Stanford	L	3-4

**Second Place**

### 2002

*Austin Regional (Austin, Texas)*

Central Conn. State	W	7-2
Baylor	W	10-8
Baylor	W	2-0

**Austin Regional Champion**

*Austin Super Regional (Austin, Texas)*

Houston	L	0-2
Houston	W	17-2
Houston	W	5-2

**Austin Super Regional Champion**

### 2003

*Austin Regional (Austin, Texas)*

Bucknell	W	7-0
Lamar	W	7-3
Lamar	L	2-6
Lamar	W	6-3

**Austin Regional Champion**

*Tallahassee Super Regional (Tallahassee, Fla.)*

Florida State	W	8-3
Florida State	W	6-5

**Tallahassee Super Regional Champion**

### 2004

*Austin Regional (Austin, Texas)*

Youngstown State	W	10-3
Oral Roberts	W	7-5
Oral Roberts	W	7-3

**Austin Regional Champion**

*Austin Super Regional (Austin, Texas)*

Vanderbilt	W	15-3
Vanderbilt	W	10-2

**Austin Super Regional Champion**

### 2005

*Austin Regional (Austin, Texas)*

Quinnipiac	W	20-2
Arkansas	L	2-9
Miami (Ohio)	W	12-5
Arkansas	W	19-8
Arkansas	W	5-2

**Austin Regional Champion**

*Oxford Super Regional (University, Miss.)*

Mississippi	L	4-6
Mississippi	W	3-1
Mississippi	W	6-4

**Oxford Super Regional Champion**

### 2006

*Austin Regional (Austin, Texas)*

UT Arlington	W	9-1
Stanford	L	8-12
North Carolina State	L	3-6

**Third Place**

### 2007

*Austin Regional (Round Rock, Texas)*

Brown	W	8-2
UC Irvine	L	1-3
Wake Forest	W	7-4 (12)
UC Irvine	L	6-9

**Second Place**

### 2008

*Houston Regional (Houston, Texas)*

St. John's	L	1-2
Sam Houston State	W	13-3
St. John's	W	4-3
Rice	L	4-7

**Second Place**

### 2009

*Austin Regional (Austin, Texas)*

Army	W	3-1
Boston College	W	3-2 (25)
Army	W	14-10

**Austin Regional Champion**

*Austin Super Regional (Austin, Texas)*

TCU	W	10-4
TCU	L	2-3
TCU	W	5-2

**Austin Super Regional Champion**

### 2010

*Austin Regional (Austin, Texas)*

Rider	W	11-0
Louisiana	W	4-2
Rice	W	4-1

**Austin Regional Champion**

*Austin Super Regional (Austin, Texas)*

TCU	L	1-3
TCU	W	14-1
TCU	L	1-4

**Second Place**

### 2011

*Austin Regional (Austin, Texas)*

Princeton	W	5-3
Kent State	L	5-7
Texas State	W	4-3
Kent State	W	9-3
Kent State	W	5-0

**Austin Regional Champion**

*Austin Super Regional (Austin, Texas)*

Arizona State	L	1-3
Arizona State	W	5-1
Arizona State	W	4-2

**Austin Super Regional Champion**



# TEXAS BASEBALL



## Texas NCAA Regionals Records vs. Opponents

*(NCAA Super Regional Record)*

<u>TEXAS vs.</u>	<u>W-L</u>	<u>TEXAS vs.</u>	<u>W-L</u>
Arizona	14-6	Ohio State	1-0
Arizona State	2-1 (2-1)	Oklahoma	5-5
Arkansas	2-1	Oklahoma State	4-3
Arkansas State	2-0	Old Dominion	1-0
Army	2-0	Oral Roberts	2-0
Auburn	0-1	Penn State	(2-0)
Baylor	2-0	Pepperdine	0-1
Boston College	1-0	Princeton	1-0
Brown	1-0	Quinnipiac	1-0
Bucknell	1-0	Rice	1-1
BYU	2-0	Rider	1-0
California	0-3	Sam Houston State	2-0
Cal State Fullerton	0-2	St. John's	1-1
Central Connecticut State	1-0	South Alabama	1-0
Creighton	2-0	Southern	1-0
Eastern Michigan	2-0	Southern Illinois	1-0
Florida State	(2-0)	Southern Mississippi	1-0
Grambling State	1-0	Stanford	3-4
Hardin-Simmons	1-0	TCU	(3-3)
Hawai'i	0-1	Texas State	2-0
Houston	8-6-1 (2-1)	Trinity	4-0
Indiana State	1-0	Tulane	1-0
Kent State	2-1	UAB	1-0
Kentucky	1-0	UC Irvine	0-2
Lamar	9-1	UCLA	0-1
Long Beach State	2-1	UNLV	1-0
Louisiana	0-1	USC	3-0
Louisiana-Monroe	2-0	UT Arlington	3-0
Louisiana Tech	4-2	UT Pan American	14-3
McNeese State	1-0	Vanderbilt	(2-0)
Miami (Fla.)	1-1	VCU	2-1
Miami (Ohio)	2-0	Wake Forest	1-0
Michigan	1-0	Youngstown State	1-0
Mississippi	(2-1)	<b>Regional Total</b>	<b>127-51-1</b>
Mississippi State	2-1	<b>Super Regional Total</b>	<b>15-6-0</b>
Nevada	1-0	<b>Total</b>	<b>142-57-1</b>
New Orleans	3-0		
North Carolina State	0-1		



## Conference Championship History

### BIG 12 CONFERENCE HISTORY

In the Fall of 1996, former SWC competitors Texas, Texas A&M, Texas Tech and Baylor joined forces with Colorado, Iowa State, Kansas, Kansas State, Missouri, Nebraska, Oklahoma and Oklahoma State and officially began what is now known as the Big 12 Conference.



Boasting a wealth of tradition among its schools, the Big 12 has also been recognized as one of the nation's premier baseball conferences. In fact, during its first 14 years in existence, the Big 12 Conference has seen its clubs make a total of 79 appearances in NCAA Regional Championship play and had 13 teams reach the College World Series. In 2009, the Big 12 landed eight teams in the NCAA Regionals - a league best.

The top eight teams in the conference qualify to participate in the Phillips 66 Big 12 Baseball Championship at the end of the season. The tournament not only provides the winner with an automatic bid into the NCAA Regional Championships, but has become one of the top events in college baseball. This tournament returns to Oklahoma City's AT&T Bricktown Ballpark for the seventh consecutive year in 2011.

### CONFERENCE TOURNAMENT CHAMPIONS

YEAR	SITE	CHAMPION
<i>(Southwest Conference prior to the 1997 season)</i>		
1977	Austin, Texas	Baylor
1978	Austin, Texas	Baylor
1979	Austin, Texas	TEXAS
1980	College Station, Texas	TEXAS
1981	Austin, Texas	TEXAS
1982	College Station, Texas	TEXAS
1983	Austin, Texas	TEXAS
1984	Austin, Texas	TEXAS
1985	Fayetteville, Ark.	Arkansas
1986	College Station, Texas	Texas A&M
1987	Austin, Texas	TEXAS
1988	Fayetteville, Ark.	TEXAS
1989	College Station, Texas	Texas A&M
1990	Austin, Texas	TEXAS
1991	College Station, Texas	TEXAS
1992	no tournament held	
1993	Austin, Texas	Baylor
1994	Austin, Texas	TEXAS
1995	College Station, Texas	Texas Tech
1996	Lubbock, Texas	Rice
1997	Oklahoma City, Okla.	Oklahoma
1998	Oklahoma City, Okla.	Texas Tech
1999	Oklahoma City, Okla.	Nebraska
2000	Oklahoma City, Okla.	Nebraska
2001	Oklahoma City, Okla.	Nebraska
2002	Arlington, Texas	TEXAS
2003	Oklahoma City, Okla.	TEXAS
2004	Arlington, Texas	Oklahoma State
2005	Oklahoma City, Okla.	Nebraska
2006	Oklahoma City, Okla.	Kansas
2007	Oklahoma City, Okla.	Texas A&M
2008	Oklahoma City, Okla.	TEXAS
2009	Oklahoma City, Okla.	TEXAS
2010	Oklahoma City, Okla.	Texas A&M
2011	Oklahoma City, Okla.	Texas A&M
2012	Oklahoma City, Okla.	Missouri
2013	Oklahoma City, Okla.	Oklahoma



2009 Big 12 Tournament champions



## Conference Championship History

### SOUTHWEST CONFERENCE HISTORY

Southwest Conference competition officially ended on May 18, 1996, with the SWC postseason baseball tournament and outdoor track & field championships. Still, the success, tradition, and excellence of the circuit live on in such events as the Olympics, solid NCAA finishes and the futures of millions of student-athletes and undergraduates who were associated with the 12 universities which composed the conference from 1914-96.

A sound Olympic tradition with more than 350 first team All-America choices in the sports of football, basketball and baseball alone, over 200 GTE/SWC CoSIDA Academic All-America choices in the sports of basketball and football, and numerous Trophy winners – five Outland Trophy winners, three Vince Lombardi Trophy recipients, one Jim Thorpe Award victor and nine decades of excellence ... these are just some of the many-faceted fruits reaped by the Southwest Conference.

Little did this group know that it would leave a legacy that spanned many generations when the first organizational meeting of the proposed Southwest Conference was held at the Oriental Hotel in Dallas on May 6, 1914.

Following the 1995-96 competitive seasons of nine men's championships (the 81st consecutive year of SWC competition in two sports or more) and nine women's championships (in the SWC's 13th year of women's intercollegiate competition, starting in Sept., 1982), the SWC could boast of 64 NCAA or national wire service (football) championships in a total of 15 different men's and women's sports.



In its infancy the SWC had an even wider geographical area than the final, eight-university league. Present for the May 6 meeting were representatives from Baylor University, Southwestern University, Oklahoma A&M College (now Oklahoma State), Texas A&M College, Louisiana State University, the University of Arkansas and The University of Texas.

At a meeting of the group on Dec. 8, 1914, at the Rice Hotel in Houston, representatives from the University of Oklahoma and Rice Institute (now Rice University) entered discussions with the original seven schools. Arkansas, Baylor, Southwestern, Oklahoma, Oklahoma A&M, Texas

and Texas A&M then joined the two new colleges as charter members of what was called the Southwest Intercollegiate Athletic Conference. The nation's fifth-oldest surviving collegiate conference was off and running.

By March 1915, the SWC already had its first football All-America choice in Oklahoma back Forest Geyer (1915) and had crowned Texas its first basketball team champion after the 1914-15 campaign in which the Longhorns edged Rice by a half-game for the conference title.

In 1918, Rice returned to gridiron action while Southern Methodist University permanently replaced Southwestern in the football standings. Oklahoma, which had a composite SWC football record of 10-3-1 from 1915-19 and had captured the initial championship during the 1915 season, withdrew in 1920 and was replaced during that one season by Phillips University.

Oklahoma A&M lasted until 1925 before leaving the league, but Texas Christian University entered the scene during the 1923 season. When the conference began, the annual membership fee was a nominal \$10. By 1932, annual dues were fixed at \$100, and the conference has remained one of the nation's best athletics bargains for almost a century.

On Nov. 24, 1921, the first ex-officio "broadcast" of any sports event took place when the Texas A&M Cadets' W.A. "Doc" Tolson and Harry M. Saunders joined electrical maintenance staffer B. Lewis Wilson to produce a wireless account of a 0-0 tie between the Aggies and Texas Longhorns in football. That was followed by the first actual radio broadcast of an SWC game on Nov. 25, 1926, when General Ike Ashburn gave the play-by-play account of A&M's 28-0 victory over Texas at College Station.

As the conference moved into the 1930's and 1940's, growing and maturing programs in all areas – from track and field to baseball to tennis to swimming and diving – were taking shape for the seven teams who survived the comings and goings and formed the crux of the SWC until Texas Tech entered in 1958. Houston later gained admission into the SWC for the 1972-73 academic year (competing for the first time in football in 1976). The SWC would also enjoy some of its most nationally-successful football seasons (four wire service national championships from 1963-70) since SMU, TCU and Texas A&M captured American college grid titles from 1935-39.

The settling effect brought with it the need to have a full-time office, headed by an Executive Secretary (later re-titled Commissioner). In 1938, Dr. P.W. St. Clair assumed a part-time position as the SWC's first Executive Secretary and served in that position until May, 1945. He was followed by James H. Stewart (1945-50), the conference's first full-time Executive Secretary), Howard Grubbs (1950-73), Cliff Speegle (1973-82), Fred Jacoby (1982-93) and Steven J. Hatchell (1993-95). Kyle Kallander was named the sixth Commissioner of the SWC in June of 1995.



# Longhorns in the Major League Draft

*Since 1965 when Major League Baseball started its professional draft, Longhorn players have been drafted 301 times by major league teams*

Round Player, Position..... Team

### 1965 - 4

- 11 \*Samuel Scheschuk, c..... Reds
- 28 Gary Moore, of ..... Dodgers
- 49 Michael Thompson, c ..... Cardinals
- 59 Robert Oliver, lhp..... Mets

### 1966 - 3

#### June regular phase

- 14 Minton White, 1b..... Orioles
- 17 Richard Summers, c..... Mets

#### June secondary phase

- 2 \*Samuel Scheschuk, c..... Orioles

### 1967 - 5

#### January secondary phase

- 1 (9th) Samuel Scheschuk, c ..... Cardinals
- 10 Minton White, rhp..... Angels

#### June regular phase

- 47 Allan Clements, rhp ..... Mets

#### June secondary phase

- 1 (14th) \*Pat Brown, of..... Dodgers
- 5 Samuel Scheschuk, c ..... Dodgers

### 1968 - 2

#### January secondary phase

- 7 \*Pat Brown, of..... Red Sox

#### June secondary phase

- 2 Pat Brown, of ..... Indians

### 1969 - 2

#### June regular phase

- 24 Pat Brown, of ..... Yankees
- 25 Larry Hardy, of ..... Yankees

#### June secondary phase

- 1 (23rd) \*Gene Salmon, 1b..... Expos

### 1970 - 4

#### June regular phase

- 23 Larry Hardy, rhp..... Padres
- 31 James Street, rhp..... Indians

#### June secondary phase

- 1 (2nd) Tommy Harmon, c ..... Royals
- 7 Gene Salmon, 1b..... Orioles

### 1971 - 4

#### June regular phase

- 8 Walter Rothe, of ..... Expos

#### June secondary phase

- 1 (2nd) Burt Hooton, rhp..... Cubs
- 1 (18th) Mike Beard, lhp ..... Braves
- 3 John Langerhans, 1b ..... Brewers

Round Player, Position..... Team

### 1972 - 6

#### January regular phase

- 7 Gary Erskine, of ..... Reds

#### January secondary phase

- 3 John Langerhans, 1b ..... Cubs

#### June regular phase

- 1 (10th) Dave Chalk, 3b..... Angels
- 16 Mike Markl, 2b ..... Astros
- 18 Lonnie Salyers, rhp..... Reds

#### June secondary phase

- 2 John Langerhans, 1b..... Indians

### 1973 - 7

#### January regular phase

- 3 Zane Grubbs, p ..... Rangers

#### June regular phase

- 5 Ken Pape, ss..... Rangers
- 11 Ronald Roznovsky, rhp ..... Astros
- 16 Samuel Nicholson, rhp ..... Padres
- 21 Stephen Clancy, c ..... Cubs
- 29 Rudy Jaramillo, of..... Rangers
- 49 Jimmy Kelley, c ..... Royals

### 1974 - 3

- 4 James Reeves, of..... Reds
- 19 Terry Pyka, of..... Rangers
- 29 Bobby Cuellar, rhp..... Rangers

### 1975 - 8

- 1 (17th) Jim Gideon, rhp ..... Rangers
- 2 Richard Bradley, c ..... Giants
- 5 Blair Stouffer, 3b..... Rangers
- 7 Keith Moreland, 3b..... Phillies
- 14 Michael Anderson, of ..... Cubs
- 14 Rick Wortham, lhp..... Mets
- 23 Martin Flores, lhp..... Giants
- 31 Michael Reichenbach, 1b ..... Rangers

### 1976 - 6

#### January secondary phase

- 2 Rick Wortham, lhp..... White Sox

#### June regular phase

- 7 Ronald Jacobs, c..... Brewers
- 12 Garry Pyka, 2b ..... Brewers
- 20 Douglas Duncan, c..... Rangers
- 36 Steven Day, SS..... Giants

#### June secondary phase

- 1 (20th) Karl Pagel, 1b ..... Cubs

### 1977 - 6

- 2 Tony Brizzolara, rhp ..... Braves
- 8 Steven Day, ss..... Brewers
- 13 Don Kainer, rhp ..... Rangers
- 14 Bob Kearney, c ..... Giants
- 14 Michael Reichenbach, rhp..... Royals
- 19 Gary Hibbett, of..... Pirates

Round Player, Position..... Team

### 1978 - 3

- 18 Robert Heuck, lhp ..... Blue Jays
- 23 Jim McCoy, rhp ..... Royals
- 24 Ken Wright, rhp ..... Giants

### 1979 - 8

- 1 (17th) Jerry Don Gleaton, lhp ..... Rangers
- 4 Andre Robertson, 2b..... Blue Jays
- 5 Keith Walker, lhp ..... Blue Jays
- 6 Ron Gardenhire, if ..... Mets
- 12 Terrell Salazar, 1b..... Pirates
- 18 Russ Jones, of ..... Reds
- 30 Mark Chelette, 3b..... Mariners

#### June secondary phase

- 1 (13th) Ken Wright, rhp ..... Blue Jays

### 1980 - 7

#### January secondary phase

- 1 (2nd) Ricky Wright, lhp ..... Dodgers
- 1 (6th) Keith Creel, rhp ..... Pirates

#### June regular phase

- 1 (21st) Jim Acker, rhp..... Braves
- 13 Quinton Lloyd, of..... Braves
- 14 Kevin Shannon, c..... Yankees
- 28 \*Doug Laufer, rhp ..... Angels

#### June secondary phase

- 1 (4th) Keith Creel, rhp ..... Royals

### 1981 - 10

#### January secondary phase

- 2 \*Doug Laufer, rhp ..... Phillies

#### June regular phase

- 5 Burk Goldthorn, c ..... Padres
- 7 Mike Withrow, rhp ..... White Sox
- 8 Dave Seiler, lhp ..... Phillies
- 10 Tony Arnold, rhp ..... Orioles
- 29 Larry Long, of ..... Rangers
- 29 Jimmy Tompkins, rhp ..... Braves
- 30 Michael Hamer, rhp..... Braves
- 38 Chris Campbell, 1b..... Expos

#### June secondary phase

- 1 (17th) Doug Laufer, rhp ..... Rangers

### 1982 - 8

#### January secondary phase

- 1 (4th) Burk Goldthorn, c ..... Pirates

#### June regular phase

- 1 (6th) Spike Owen, ss ..... Mariners
- 3 Mike Konderla, rhp..... Reds
- 6 Rich Thompson, of..... Braves
- 12 Kirk Killingsworth, rhp ..... Mariners
- 13 Tracy Dophied, of ..... Astros
- 23 Rusty Uresti, c ..... Braves
- 23 Milo Choate, 3b ..... Phillies



## Longhorns in the Major League Draft

**Round Player, Position..... Team**

### 1983 - 8

1 (19th) Roger Clemens, rhp ..... Red Sox  
 1 (27th) Calvin Schiraldi, rhp ..... Mets  
 2 Mike Brumley, ss ..... Red Sox  
 4 Jeff Hearn, c ..... Blue Jays  
 7 Kirk Killingsworth, rhp ..... Rangers  
 7 Jose Tolentino, 1b ..... Athletics  
 13 Mike Capel, rhp ..... Cubs  
 33 Bryan Burrows, 3b ..... Pirates

### 1984 - 4

#### January regular phase

10 Edward McIvor, rhp ..... Braves

#### June regular phase

10 David Denny, 3b ..... Athletics  
 11 Darren Loy, c ..... Phillies  
 13 Jamie Doughty, ss ..... Rangers

### 1985 - 9

#### June regular phase

1 (9th) Michael Poehl, rhp ..... Indians  
 2 Bruce Ruffin, lhp ..... Phillies  
 4 Billy Bates, 2b ..... Brewers  
 16 Rick Parker, ss ..... Phillies  
 18 Dennis Cook, of ..... Giants  
 18 Michael Simon, of ..... Mariners  
 28 Charles Phillips, rhp ..... Angels  
 33 David Denny, 3b ..... Phillies

#### June secondary phase

1 (14th) Dodd Johnson, 3b ..... Braves

### 1986 - 6

#### January regular phase

15 \*Jay Searcy, 3b ..... Angels

#### June regular phase

1 (2nd) Greg Swindell, lhp ..... Indians  
 9 Wade Phillips, rhp ..... Tigers  
 12 Daniel Pena, lhp ..... Dodgers  
 14 Doug Hodo, of ..... Phillies

#### June secondary phase

1 (23rd) Jay Searcy, 3b ..... Giants

### 1987 - 9

1 (10th) Kevin Garner, rhp ..... Padres  
 1 (29th) Mark Petkovsek, rhp ..... Rangers  
 2 Curt Krippner, rhp ..... Brewers  
 3 Scott Coolbaugh, 3b ..... Rangers  
 24 Lenny Bell, 1b ..... Cubs  
 29 Brian Cisarik, of ..... Mariners  
 29 John Morton, rhp ..... Rangers  
 38 Todd Haney, 2b ..... Mariners  
 47 Elanis Westbrooks, ss ..... Giants

### 1988 - 9

2 Brian Johnson, c ..... Indians  
 3 Preston Watson, rhp ..... Braves  
 6 Greg Landry, rhp ..... Brewers  
 6 Eric Stone, rhp ..... Tigers  
 11 Joel Chimelis, ss ..... Athletics  
 14 Michael Patrick, c ..... Rangers  
 16 Brian Cisarik, 1b ..... Padres  
 30 John Jensen, of ..... Cubs  
 46 Rusty Crockett, ss ..... Cubs

**Round Player, Position..... Team**

### 1989 - 6

1 (11th) \*Calvin Murray, 3b ..... Indians  
 1 (20th) Scott Bryant, of ..... Reds  
 3 Shane Reynolds, rhp ..... Astros  
 20 Arthur Butcher, of ..... Brewers  
 26 Steve Bethea, ss ..... Padres  
 62 Mike Morland, c ..... Expos

### 1990 - 11

1 (36th) Kirk Dressendorfer, rhp ..... Athletics  
 4 John Walker, of ..... Braves  
 6 David Tollison, 2b ..... Blue Jays  
 10 \*Roger Luce, c ..... Tigers  
 10 Mark Smith, of ..... Cardinals  
 14 Scott Frederickson, rhp ..... Padres  
 31 Todd Hotz, lhp ..... White Sox  
 31 Michael Bradley, rhp ..... Padres  
 36 Brian Dare, lhp ..... Braves  
 36 \*Mike Morland, c ..... Expos  
 46 Lance Jones, of ..... Rangers

### 1991 - 7

2 Rod Pedraza, rhp ..... Expos  
 5 Shane Halter, ss ..... Royals  
 8 Roger Luce, c ..... Rangers  
 11 Scott Pugh, 1b ..... Padres  
 45 Mike Morland, c ..... Blue Jays  
 48 Kyle Moody, 2b ..... Padres  
 56 \*Scott Harrison, rhp ..... Royals

### 1992 - 7

1 (7th) Calvin Murray, of ..... Giants  
 5 Chris Abbe, c ..... Dodgers  
 10 John Dickens, lhp ..... Royals  
 24 Clay King, 3b ..... Giants  
 27 Scott Harrison, rhp ..... Expos  
 38 Roberto DeLeon, 2b ..... Padres  
 41 Doug Pettit, rhp ..... Marlins

### 1993 - 8

1 (10th) Brooks Kieschnick, of ..... Cubs  
 8 Tim Harkrider, ss ..... Angels  
 12 Darrick Duke, of ..... Padres  
 14 Braxton Hickman, 1b ..... Royals  
 22 Jay Vaught, rhp ..... Astros  
 29 Greg Hillman, lhp ..... Cubs  
 34 Joel Williamson, c ..... Pirates  
 57 Brian Carpenter, rhp ..... Dodgers

### 1994 - 7

6 Clint Koppe, rhp ..... Reds  
 10 Jay Vaught, rhp ..... Indians  
 10 Ryan Kjos, rhp ..... Tigers  
 10 Stephen Larkin, 1b ..... Rangers  
 34 Jose Flores, 3b ..... Phillies  
 37 Jeffrey Conway, of ..... Padres  
 38 Brandon Peters, lhp ..... Twins

**Round Player, Position..... Team**

### 1995 - 6

1 (27th) Shea Morenz, of ..... Yankees  
 4 J.D. Smart, rhp ..... Expos  
 18 Steve Randolph, lhp ..... Yankees  
 22 J.R. Webb, c ..... Tigers  
 27 Ryan Kjos, rhp ..... Athletics  
 36 Jerry Taylor, of ..... Indians

### 1996 - 9

1 (28th) Danny Peoples, 1b ..... Indians  
 7 Wylie Campbell, 2b ..... Reds  
 11 Jake O'Dell, rhp ..... Athletics  
 17 Roman Escamilla, c ..... Royals  
 21 Trey Salinas, c ..... Rays  
 28 Donny Barker, rhp ..... Rays  
 52 Mark Cridland, of ..... Indians  
 53 Matt Splawn, rhp ..... Mets  
 53 Scott Leon, rhp ..... Rays

### 1997 - 3

5 Kip Harkrider, ss ..... Dodgers  
 21 Mark Cridland, of ..... Brewers  
 38 Mike Scarborough, of ..... Pirates

### 1998 - 1

34 Curt Kautsch, rhp ..... Brewers

### 1999 - 2

4 Jason Moore, ss ..... Padres  
 10 Scott Dunn, rhp ..... Reds

### 2000 - 7

1 (14th) Beau Hale, rhp ..... Orioles  
 4 Charlie Thames, rhp ..... Angels  
 8 Phil Seibel, lhp ..... Expos  
 11 Tommy Nicholson, 2b ..... White Sox  
 14 Todd West, ss ..... Brewers  
 16 D.J. Jones, lhp ..... Orioles  
 24 Chris Houser, 3b ..... Indians

### 2001 - 2

5 Gerrit Simpson, rhp ..... Rockies  
 12 Albert Montez, rhp ..... Giants

### 2002 - 8

4 Alan Bomer, rhp ..... Yankees  
 8 Ryan Hubele, c ..... Orioles  
 8 Brad Halsey, lhp ..... Yankees  
 12 Brandon Fahey, 3b ..... Orioles  
 12 Dustin Majewski, of ..... Red Sox  
 14 Ray Clark, rhp ..... Yankees  
 20 Ben King, lhp ..... Yankees  
 41 Danny Muegge, rhp ..... Giants



# Longhorns in the Major League Draft

Round Player, Position..... Team

### 2003 - 10

- 1 (33rd) Omar Quintanilla, ss..... Athletics
- 3 Tim Moss, 2b..... Phillies
- 3 Dustin Majewski, of..... Athletics
- 6 Eric Sulzemeier, of..... Orioles
- 8 Josh Smith, rhp..... Yankees
- 18 Ryan Roberts, 3b..... Blue Jays
- 19 Danny Muegge, rhp..... Diamondbacks
- 29 B.J. Jordan, lhp..... Cardinals
- 47 Justin Simmons, lhp..... Cubs
- 49 Michael Hollimon, ss..... Twins

### 2004 - 9

- 1 (31st) J.P. Howell, lhp..... Royals
- 1 (40th) Huston Street, rhp..... Athletics
- 2 Curtis Thigpen, c..... Blue Jays
- 7 Seth Johnston, 2b..... Orioles
- 7 Buck Cody, lhp..... Cardinals
- 13 Kyle Yates, rhp..... Blue Jays
- 15 J.D. Reininger, 3b..... Reds
- 21 Justin Simmons, lhp..... Dodgers
- 23 Matt Goodson, rhp..... Red Sox

### 2005 - 6

- 2 J. Brent Cox, rhp..... Yankees
- 3 Taylor Teagarden, c..... Rangers
- 5 Seth Johnston, ss..... Padres
- 16 Buck Cody, lhp..... Giants
- 23 David Maroul, 3b..... Giants
- 28 Clayton Stewart, rhp..... Phillies

### 2006 - 5

- 1 (8th) Drew Stubbs, of..... Reds
- 1 (29th) Kyle McCulloch, rhp..... White Sox
- 14 Carson Kainer, of..... Reds
- 36 \*Adrian Alaniz, rhp..... Cardinals
- 38 \*Randy Boone, rhp..... Twins

### 2007 - 11

- 4 \*Kyle Russell, of..... Cardinals
- 4 Bradley Suttle, 1b..... Yankees
- 7 Randy Boone, rhp..... Mariners
- 8 Adrian Alaniz, rhp..... Nationals
- 14 James Russell, lhp..... Cubs
- 14 Joseph Krebs, lhp..... Reds
- 17 Chance Wheeler, 1b..... Diamondbacks
- 19 Nick Peoples, if..... Cardinals
- 33 Preston Clark, c..... Cubs
- 34 \*Kenn Kasperek, rhp..... Nationals
- 45 Clay Van Hook, if..... Mariners

### 2008 - 6

- 3 Kyle Russell, of..... Dodgers
- 7 Jordan Danks, of..... White Sox
- 11 Kyle Walker, lhp..... Rockies
- 12 Kenn Kasperek, rhp..... Mariners
- 30 Casey Whitmer, rhp..... Nationals
- 42 Riley Boening, lhp..... Twins

Round Player, Position..... Team

### 2009 - 2

- 5 Brandon Belt, 1b..... Giants
- 5 Austin Wood, lhp..... Tigers

### 2010 - 8

- 1 (48th) Chance Ruffin, rhp..... Tigers
- 2 Brandon Workman, rhp..... Red Sox
- 3 Cameron Rupp, c..... Phillies
- 4 Cole Green, rhp..... Tigers
- 7 Kevin Keyes, of..... Nationals
- 21 Connor Rowe, of..... Nationals
- 24 Russell Moldenhauer, dh..... Nationals
- 47 \*Tant Shepard, 1b..... Reds

### 2011 - 9

- 1 (12th) Taylor Jungmann, rhp..... Brewers
- 2 Sam Stafford, lhp..... Yankees
- 5 Brandon Loy, ss..... Tigers
- 9 Cole Green, rhp..... Reds
- 21 Andrew McKirahan, lhp..... Cubs
- 24 Tant Shepard, 1b..... Mets
- 41 \*Austin Dicharry, rhp..... Phillies
- 43 Stayton Thomas, rhp..... Rays
- 45 Kevin Lusson, c..... Rays

### 2012 - 4

- 7 Hoby Milner, lhp..... Phillies
- 11 Jonathan Walsh, of..... Angels
- 13 Sam Stafford, lhp..... Rangers
- 24 Austin Dicharry, rhp..... Nationals

### 2013 - 4

- 1 (39th) Corey Knebel, rhp..... Tigers
- 11 Erich Weiss, if..... Pirates
- 16 \*Mark Payton, of..... Indians
- 24 \*Nathan Thornhill, rhp..... Astros

\*Drafted player who did not sign.

Number in parentheses following first-round pick indicates the overall draft selection.





# All-Time Longhorns in the Major Leagues (Chronological Listing)

<b>Name.....</b>	<b>Year(s) Played at UT ....</b>	<b>ML Debut</b>	<b>Name.....</b>	<b>Year(s) Played at UT ....</b>	<b>ML Debut</b>
Morris, Walter.....	1900 .....	8/31/1908	Schiraldi, Clavin .....	1981-83 .....	9/1/1984
Cone, Robert E.....	1912-15 .....	7/25/1915	Hearron, Jeff.....	1982-83 .....	8/25/1985
Massey, William H. ....	1913-14 .....	4/12/1917	Ruffin, Bruce .....	1983, 85 .....	6/28/1986
Falk, Bibb A.....	1918-20 .....	9/17/1920	Arnold, Tony Dale.....	1978-79, 81 .....	8/9/1986
Fitzgerald, Howard C.....	1920 .....	9/17/1922	Swindell, Greg.....	1984-86 .....	8/21/1986
Falk, C.O.....	1924-26 .....	4/20/1925	Brumley, Mike.....	1981-83 .....	6/16/1987
Odom, H.B. ....	1922-24 .....	4/22/1925	Capel, Mike .....	1982-83 .....	5/7/1988
Kibbie, H.K.....	1923-24 .....	6/13/1925	Cook, Dennis .....	1985 .....	9/12/1988
Cox, Leslie .....	1925 .....	9/11/1926	Bates, Bill .....	1983-85 .....	8/17/1989
Baker, Neal.....	1926-27 .....	6/26/1927	Coolbaugh, Scott .....	1986-87 .....	9/2/1989
Williamson, N. Howard..	1925-26 .....	7/7/1928	Richards, Rusty .....	1985-86 .....	9/20/1989
Higgins, M. Frank .....	1928-30 .....	6/25/1930	Parker, Richard A. ....	1985 .....	5/4/1990
Hughes, Tom .....	1928-29 .....	9/9/1930	Dressendorfer, Kirk.....	1988-90 .....	4/13/1991
Eckhart, Oscar.....	1922 .....	4/16/1932	Petkovosek, Mark .....	1985-87 .....	6/8/1991
Hopkins, Meredith .....	1927-29 .....	4/17/1934	Tolentino, Jose.....	1983 .....	7/28/1991
Ankenman, Fred. ....	1932-34 .....	4/16/1936	Reynolds, Shane.....	1989 .....	7/20/1992
Koy, Ernie .....	1931-33 .....	4/18/1938	Haney, Todd .....	1986-87 .....	9/9/1992
Midkiff, Richard.....	1935-36 .....	4/24/1938	Fredrickson, Scott.....	1990 .....	4/30/1993
Preibisch, Melvin .....	1934-36 .....	9/17/1940	Kieschnick, Brooks.....	1991-93 .....	4/3/1996
Hughson, C.C.....	1937 .....	4/16/1941	Belk, Tim .....	1991 .....	6/25/1996
Branch, Norman .....	1934-36 .....	5/5/1941	Halter, Shane .....	1991 .....	4/6/1997
Conway, Jack Clements....	1937-39 .....	9/9/1941	Larkin, Stephen.....	1992-94 .....	9/27/1998
Hatton, Grady .....	1941-43 .....	4/16/1946	Smart, J.D.....	1993-95 .....	4/6/1999
Gorin, Charles P.....	1948-50 .....	5/29/1954	Murray, Calvin.....	1990-92 .....	6/22/1999
Taylor, Harry Evans.....	1956-57 .....	9/17/1957	Flores, Jose.....	1994 .....	9/7/20002
Reed, Howard Dean .....	1957 .....	9/13/1958	Randolph, Stephen .....	1995 .....	3/31/2003
Alvis, Roy Maxwell.....	1958 .....	9/11/1962	Seibel, Phil .....	1998-00 .....	4/15/2004
Graham, Wayne Leon .....	1956 .....	4/10/1963	Halsey, Brad.....	2002 .....	6/19/2004
Bethea, Bill.....	1961-63 .....	9/13/1964	Dunn, Scott .....	1997-99 .....	9/11/2004
Shirley, Barton A.....	1960 .....	9/14/1964	Street, Huston.....	2002-04 .....	4/6/2005
Hartenstein, Charles O. ..	1962-64 .....	9/11/1965	Howell, J.P.....	2003-04 .....	6/11/2005
Hague, Joe Clarence, Jr....	1964-65 .....	9/19/1968	Quintanilla, Omar .....	2001-03 .....	7/31/2005
Moore, Gary Douglas.....	1965-66 .....	5/3/1970	Fahey, Brandon .....	2002 .....	4/30/2006
Hooton, Burt .....	1969-71 .....	6/17/1971	Thigpen, Curtis .....	2002-04 .....	6/6/2007
Chalk, David .....	1969-72 .....	9/4/1973	Teagarden, Taylor .....	2003-05 .....	7/18/2008
Hardy, Larry .....	1968-70 .....	4/28/1974	Espineli, Eugene.....	2001-03 .....	7/20/2008
Beard, Mike .....	1970-71 .....	9/7/1974	Stubbs, Drew .....	2004-06 .....	8/19/2009
Gideon, Jim .....	1973-75 .....	9/14/1975	Russell, James .....	2007 .....	4/5/2010
Pape, Kenneth Wayne .....	1971-73 .....	5/17/1976	Belt, Brandon .....	2008-09 .....	3/31/2011
Cuellar, Robert.....	1972, 74 .....	9/9/1977	Ruffin, Chance .....	2008-10 .....	7/25/2011
Wortham, Richard.....	1973-76 .....	5/3/1978	Danks, Jordan .....	2006-08 .....	6/7/2012
Pagel, Karl Douglas .....	1976 .....	9/21/1978	Workman, Brandon.....	2008-10 .....	7/10/2013
Moreland, Keith.....	1973-75 .....	10/1/1978	Rupp, Cameron.....	2008-10 .....	9/10/2013
Brizzolara, Anthony J.....	1976-77 .....	5/19/1979			
Gleaton, Jerry Don .....	1978-79 .....	7/11/1979			
Kearney, Robert Henrey .....	1977 .....	9/25/1979			
Kainer, Donald Wayne.....	1975-77 .....	9/6/1980			
Gardenhire, Ron .....	1978-79 .....	9/1/1981			
Robertson, Andre .....	1977-79 .....	9/3/1981			
Creel, Steven Keith .....	1978-80 .....	5/25/1982			
Wright, J. Ricky.....	1978-79 .....	7/28/1982			
Acker, James J.....	1978-80 .....	4/7/1983			
Owen, Spike.....	1980-82 .....	6/25/1983			
Clemens, Roger.....	1982-83 .....	5/15/1984			



# All-Time Longhorns in the Major Leagues (Alphabetical Listing)

<b>Name.....</b>	<b>Year(s) Played at UT ....</b>	<b>ML Debut</b>	<b>Name.....</b>	<b>Year(s) Played at UT ....</b>	<b>ML Debut</b>
Acker, James J.....	1978-80 .....	4/7/1983	Jackson, Ransom.....	1946-47 .....	5/2/1950
Alvis, Roy Maxwell.....	1958 .....	9/11/1962	Kainer, Donald Wayne.....	1975-77 .....	9/6/1980
Ankenman, Fred N.....	1932-34 .....	4/16/1936	Kearney, Robert Henry.....	1977 .....	9/25/1979
Arnold, Tony Dale... 1978-79 & 81 .....	8/9/1986		Kibbie, H.K.....	1923-24 .....	6/13/1925
Baker, Neal.....	1926-1927 .....	6/26/1927	Kieschnick, Brooks.....	1991-93 .....	4/3/1996
Bates, Bill .....	1983-85 .....	8/17/1989	Koy, Ernie .....	1931-33 .....	4/18/1938
Beard, Mike .....	1970-71 .....	9/7/1974	Larkin, Stephen.....	1992-94 .....	9/27/1998
Belk, Tim .....	1991 .....	6/25/1996	Layden, Pete .....	1939-41 .....	4/28/1948
Belt, Brandon .....	2008-09 .....	3/31/2011	LeCure, Sam .....	2003-04 .....	5/28/2010
Branch, Norman .....	1934-36 .....	5/5/1941	Massey, William H.....	1913-14 .....	4/12/1917
Brizzolara, Anthony J.....	1976-77 .....	5/19/1979	Midkiff, Richard.....	1935-36 .....	4/24/1938
Brumley, Mike.....	1981-83 .....	6/16/1987	Moore, Gary Douglas.....	1965-66 .....	5/3/1970
Capel, Mike .....	1982-83 .....	5/7/1988	Moreland, Keith.....	1973-75 .....	10/1/1978
Chalk, David .....	1969-72 .....	9/4/1973	Morris, Walter.....	1900 .....	8/31/1908
Clemens, Roger.....	1982-83 .....	5/15/1984	Murray, Calvin.....	1990-92 .....	6/22/1999
Cone, Robert E.....	1912-15 .....	7/25/1915	Odom, H.B. ....	1922-24 .....	4/22/1925
Conway, Jack Clements ...	1937-39 .....	9/9/1941	Owen, Spike.....	1980-82 .....	6/25/1983
Cook, Dennis .....	1985 .....	9/12/1988	Pagel, Karl Douglas .....	1976 .....	9/21/1978
Coolbaugh, Scott .....	1986-87 .....	9/2/1989	Pape, Kenneth Wayne .....	1971-73 .....	5/17/1976
Cox, Leslie .....	1925 .....	9/11/1926	Parker, Richard A. ....	1985 .....	5/4/1990
Creel, Steven Keith .....	1978-80 .....	5/25/1982	Petkovsek, Mark .....	1985-87 .....	6/8/1991
Cuellar, Robert.....	1972, 74 .....	9/9/1977	Preibisch, Melvin.....	1934-36 .....	9/17/1940
Danks, Jordan .....	2006-08 .....	6/7/2012	Quintanilla, Omar .....	2001-03 .....	7/31/2005
Deutsch, Melvin.....	1939-41 .....	4/21/1946	Randolph, Stephen .....	1995 .....	3/31/2003
Dressendorfer, Kirk.....	1988-90 .....	4/13/1991	Reed, Howard Dean .....	1957 .....	9/13/1958
Dunn, Scott .....	1997-99 .....	9/11/2004	Reynolds, Shane.....	1989 .....	7/20/1992
Eckhardt, Oscar .....	1922 .....	4/16/1932	Richards, Rusty .....	1985-86 .....	9/20/1989
Espineli, Eugene.....	2001-03 .....	7/20/2008	Robertson, Andre .....	1977-79 .....	9/3/1981
Fahey, Brandon .....	2002 .....	4/30/2006	Ruffin, Bruce .....	1983, 85 .....	6/28/1986
Falk, Bibb A.....	1918-20 .....	9/17/1920	Ruffin, Chance .....	2008-10 .....	7/25/2011
Falk, C.O.....	1924-26 .....	4/20/1925	Rupp, Cameron.....	2008-10 .....	9/10/2013
Fitzgerald, Howard C.....	1920 .....	9/17/1922	Russell, James.....	2007 .....	4/5/2010
Flores, Jose.....	1994 .....	9/7/2002	Schiraldi, Calvin .....	1981-83 .....	9/1/1984
Fredrickson, Scott.....	1990 .....	4/30/1993	Segrist, Kal H. ....	1950 .....	7/16/1952
Gardenhire, Ron .....	1978-79 .....	9/1/1981	Seibel, Phil.....	1998-00 .....	4/15/2004
Gideon, Jim .....	1973-75 .....	9/14/1975	Shirley, Barton A.....	1960 .....	9/14/1964
Gleaton, Jerry Dom.....	1978-79 .....	7/11/1979	Smart, J.D.....	1993-95 .....	4/6/1999
Gorin, Charles P.....	1948-50 .....	5/29/1954	Street, Huston.....	2002-04 .....	4/6/2005
Graham, Wayne Leon .....	1956 .....	4/10/1963	Stubbs, Drew .....	2004-06 .....	8/19/2009
Hague, Joe Clarence, Jr....	1964-65 .....	9/19/1968	Swindell, Greg.....	1984-86 .....	8/21/1986
Halsey, Brad.....	2002 .....	6/19/2004	Taylor, Harry Evans.....	1956-57 .....	9/17/1957
Halter, Shane .....	1991 .....	4/6/1997	Teagarden, Taylor .....	2003-05 .....	7/18/2008
Hamilton, Tom.....	1947-49 .....	9/4/1952	Thigpen, Curtis.....	2002-04 .....	6/6/2007
Haney, Todd .....	1986-87 .....	9/9/1992	Tolentino, Jose.....	1983 .....	7/28/1991
Hardy, Larry .....	1968-70 .....	4/28/1974	Wall, Murray .....	1947-50 .....	7/4/1950
Hartenstein, Charles O. ...	1962-64 .....	9/11/19165	Williamson, N. Howard..	1925-26 .....	7/7/1928
Hatton, Grady .....	1941-43 .....	4/16/1946	Workman, Brandon.....	2008-10 .....	7/10/2013
Hearron, Jeff .....	1982-83 .....	8/25/1985	Wortham, Richard.....	1973-76 .....	5/3/1978
Higgins, M. Frank.....	1928-30 .....	6/25/1930	Wright, J. Ricky.....	1978-79 .....	7/28/1982
Hooton, Burt.....	1969-71 .....	6/17/1971			
Hopkins, Meredith .....	1927-29 .....	4/17/1934			
Howell, J.P.....	2003-04 .....	6/11/2005			
Hughes, Tom .....	1928-29 .....	9/9/1930			
Hughson, C.C.....	1937 .....	4/16/1941			



# Longhorns in the Pros (2013 Season)

- Former Longhorns who played and coached pro baseball in 2013



- **Brandon Belt**  
San Francisco Giants
- **Randy Boone**  
New Hampshire Fisher Cats  
(Toronto Blue Jays - Class AA)
- **Jordan Danks**  
Chicago White Sox
- **Jordan Etier**  
Edinburg Roadrunners  
(United League – Independent)
- **Ron Gardenhire**  
Minnesota Twins (Manager)
- **J.P. Howell**  
Los Angeles Dodgers
- **Taylor Jungmann**  
Huntsville Stars  
(Milwaukee Brewers – Class AA)
- **Kenn Kasperek**  
Altoona Curve  
(Pittsburgh Pirates – Class AA)
- **Kevin Keyes**  
Potomac Nationals  
(Washington Nationals – Class A Advanced)
- **Corey Knebel**  
West Michigan Whitecaps
- **Sam Lecure**  
Cincinnati Reds
- **Brandon Loy**  
Lakeland Flying Tigers  
(Detroit Tigers - Class A Advanced)
- **Andrew McKirahan**  
Kane County Cougars  
(Chicago Cubs - Class A)
- **Tim Maitland**  
Edinburg Roadrunners  
(United League – Independent)
- **Hoby Milner**  
Clearwater Threshers  
(Philadelphia Phillies - Class A Advanced)
- **Paul Montalbano**  
Rio Grande Valley White Wings  
(United League - Independent)
- **Omar Quintanilla**  
New York Mets
- **Chance Ruffin**  
Seattle Mariners
- **Cameron Rupp**  
Philadelphia Phillies
- **James Russell**  
Chicago Cubs
- **Sam Stafford**  
Hickory Crawdads  
(Texas Rangers - Class A)
- **Huston Street**  
San Diego Padres
- **Drew Stubbs**  
Cleveland Indians
- **Taylor Teagarden**  
Baltimore Orioles
- **Jonathan Walsh**  
Burlington Bees  
(Los Angeles Angels - Class A)
- **Erich Weiss**  
Jamestown Jammers  
(Pittsburgh Pirates - Class A)
- **Brandon Workman**  
Boston Red Sox



## Team Records Summary

### SEASON

Most Games, total	80	by 1983 team
Most Games, collegiate	80	by 1983 team
Most Victories, total	66	by 1983 team
Most Victories, collegiate	66	by 1983 team
Most Losses, total	32	by 1998 team
Most Losses, collegiate	32	by 1998 team

### HITTING

Most At Bats	2,512	by 1985 team
Most Runs Scored	663	by 1985 team
Most Hits	785	by 1985 team
Most Doubles	177	by 1989 team
Most Triples	51	by 1975 team
Most Home Runs	81	by 2010 team
Most Total Bases	1,186	by 2002 team
Most Runs Batted In	597	by 1985 team
Most Sacrifice Hits	126	by 2000 team ( <i>NCAA Record</i> )
Most Bases on Balls	548	by 1985 team
Most Strikeouts	482	by 2010 team
Most Stolen Bases	173	by 1982 team
Most Double Plays	80	by 2005 team
Longest Winning Streak	34	by 1977 team ( <i>NCAA Record</i> )
Highest Batting Average	.325	by 1975 team
Highest Slugging Percentage	.508	by 1974 team

### PITCHING AND FIELDING

Most Innings Pitched	669	by 1983 team
Most Saves	23	by 2002 and 2011 team
Lowest Earned Run Average	1.88	by 1970 team
Most Complete Games	40	by 1983 team
Most Shutouts	16	by 1975 team
Most Strikeouts of Opponent	618	by 1985 team
Fewest Hits per Nine Innings	6.33	by 1970 team
Fewest Runs per Nine Innings	2.48	by 1970 team
Fewest Walks per Nine Innings	2.25	by 2001 team
Highest Fielding Percentage	.982	by 2011 team

### GAME

Longest Game by Innings	25	5/30-31/2009, vs. Boston College (W, 3-2)
	20	4/9-10/2004, at Kansas State (W, 10-6)
Most At Bats	20	5/15-16/1981, vs. Rice (W, 7-6)
Most Runs Scored	91	5/30-31/2009, vs. Boston College
Most Runs Scored, Inning	29	2/8/1994, vs. St. Mary's (Texas)
Most Runs Scored, Opponent	16	5/3/1950, vs. Baylor (2nd inning)
Most Hits	31	4/11/2008, at Missouri
	25	3/10/1998, vs. Southern Illinois
	25	3/21/1953, vs. Baylor
Most Doubles	11	2/13/2007, vs. UT Pan American
Most Triples	6	3/10/1998, vs. Southern Illinois
Most Home Runs	6	4/25/1998, at Missouri
	6	3/24/1984, at Houston
	6	5/4/1997, at Nebraska
	6	3/21/1953, vs. Baylor
Most Consecutive Home Runs	4	4/8/1967, at Baylor (7th inning)
Most Total Bases	49	3/21/1953, vs. Baylor
Most Runs Batted In	28	2/8/1994, vs. St. Mary's (Texas)
Most Bases on Balls	24	2/8/1995, vs. St. Mary's (Texas)
Most Strikeouts	21	3/23/2011, at Oklahoma State
Most Strikeouts, of opponent	22	5/30-31/2009, vs. Boston College (25 inn.)
	20	3/12/2010, vs. Iowa
	19	3/18/1988, vs. SW Louisiana
	19	3/19/1971, vs. Texas Tech



## Individual Records Summary

### CAREER

Most Games	260	Jeff Ontiveros, 1999-2002
Highest Batting Average	.395	Dustin Majewski, 2002-03
Most At Bats	922	Jeff Ontiveros, 1999-2002
Most Runs Scored	250	Spike Owen, 1980-82
Most Hits	296	David Denny, 1982-85
Most Doubles	78	David Denny, 1982-85
Most Triples	20	Bill Bates, 1983-85
Most Home Runs	57	Kyle Russell, 2006-08
Most Total Bases	510	Jeff Ontiveros, 1999-2002
Most Runs Batted In	228	David Denny, 1982-85
Most Stolen Bases	139	Calvin Murray, 1990-92
Most Innings Pitched	456.2	Richard Wortham, 1973-76
Most Victories, pitcher	50	Richard Wortham, 1973-76
Most Conf. Victories, pitcher	28	Bobby Layne, 1944, 46-48
Highest Winning Percentage		
(min. 10 decisions)	1.000 (11-0)	Bobby Cuellar, 1971-74
	1.000 (11-0)	Tommy Moore, 1965-67
Highest Conf. Winning Percentage		
(min. 10 decisions)	1.000 (28-0)	Bobby Layne, 1944, 46-48
Most Saves	41	Huston Street, 2002-04
Lowest ERA (min. 100 IP)	1.14	Burt Hooton, 1969-71
Most Strikeouts	501	Greg Swindell, 1984-86

### SEASON

Most Games	80	Jose Tolentino, 1983
Highest Batting Average	.429	Brian Cisarik, 1987
Longest Hitting Streak	25	Michael Torres, 2008
Most At Bats	304	Seth Johnston, 2005
Most Runs Scored	100	Bill Bates, 1985
Most Hits	115	Seth Johnston, 2005
Most Doubles	32	Scott Bryant, 1989
Most Triples	13	Bill Bates, 1985
Most Home Runs	28	Kyle Russell, 2007
Highest Slugging Percentage	.878	Tom Hamilton, 1949
Most Total Bases	199	Scott Bryant, 1989
Most Runs Batted In	112	Scott Bryant, 1989
Most Sacrifice Hits	29	Todd West, 2000
		(NCAA Record)
Most Bases on Balls	112	Coby Kerlin, 1985
		(NCAA Record)
Most Strikeouts	126	Drew Stubbs, 2004
Most Stolen Bases	49	Calvin Murray, 1990
Most Games Pitched	42	Charlie Thames, 2000
Most Innings Pitched	172	Greg Swindell, 1985
Most Victories	19	Greg Swindell, 1985
	19	Jim Gideon, 1974
Most Losses	10	Harry Taylor, 1956
Lowest Earned Run Average	0.80	Kirk Killingsworth, 1982
		(67.2 IP)
	0.88	Burt Hooton, 1969 (102 IP)
Most Strikeouts, pitcher	204	Greg Swindell, 1985
Most Bases on Balls, pitcher	78	Curt Krippner, 1987
Most Complete games	15	Kirk Dressendorfer, 1989
	15	Greg Swindell, 1985
Most Shutouts	6	Greg Swindell, 1985
	6	Burt Hooton, 1971
Most Saves	19	Corey Knebel, 2011
	19	J. Brent Cox, 2005
	19	Charlie Thames, 2000

### GAME

Most At Bats	12	Michael Torres vs. Boston College (5/30/2009)
	12	Travis Tucker vs. Boston College (5/30/2009)
Most Runs Scored	5	Kevin Lusson vs. Texas State (4/28/2009)
	5	Ben Emond vs. Oklahoma State (3/26/2000)
	5	Jeff Ontiveros at Kansas State (3/19/2000)
	5	Brett Loeffler vs. Miami (Fla.) (3/1/1997)
	5	Danny Peoples at TCU (5/4/1996)
	5	Danny Peoples vs. Houston (3/17/1996)
	5	Kip Harkrider vs. UT Arlington (2/25/1996)
	5	Wylie Campbell vs. Louisiana Tech (2/4/1995)
	5	Joe Bruno vs. St. Mary's (Texas) (2/16/1978)
	5	Ward Summers vs. Sam Houston State
		(3/1/1965)
	5	Bob Towery vs. TCU (5/10/1952)
	5	Bobby Layne at McMurray College
		(3/30/1946)
Most Hits	6	Ruben Ortega at McMurray College
		(3/30/1946)
Most Doubles	4	Scott Bryant vs. Oklahoma (12 inn.)
		(3/10/1989)
Most Triples	3	Garry Pyka vs. Texas Lutheran (2/25/1975)
Most Home Runs	3	J.D. Reininger vs. TCU (4/30/2002)
	3	Brett Loeffler at Kansas (4/22/1997)
	3	David Denny at TCU (4/8/1984)
	3	Wendell Hibbett at Texas Tech (5/1/1976)
	3	David Chalk vs. Rice (4/4/1969 - Game #2)
Most RBI	10	Ron Gardenhire vs. Arkansas (3/5/1978)
Most Total Bases	13	J.D. Reininger vs. TCU (4/30/2002)
	12	Brett Loeffler at Kansas (4/22/1997)
	12	Braxton Hickman vs. Emporia State
		(3/22/1993)
	12	Braxton Hickman vs. Howard Payne
		(3/2/1993)
	12	David Denny at TCU (4/8/1984)
	12	Wendell Hibbett at Texas Tech (5/1/1976)
	12	Mike Anderson at Baylor (4/5/1975 - Game #2)
	12	Rick Bradley at Baylor (4/4/1975)
	12	David Chalk vs. Rice (4/4/1969 - Game #2)
	12	Roy Menge vs. TCU (4/30/1960)
	12	Max Alvis vs. Amarillo (pro)
		(4/3/1958 - Game #1)
	12	Travis Eckert vs. Baylor (4/25/1953)
Most Strikeouts	6	Cameron Rupp vs. Boston College (5/30/2009)
Most Bases on Balls	5	by several players, most recently by
		Kevin Pate vs. Dallas Baptist (4/8/1991)
Most Stolen Bases	5	MacGregor Byers vs. St. Mary's (Texas)
		(2/13/1996)
Most Innings Pitched	17	Tommy Jungman at SMU (5/6/1955)
Most Strikeouts,		
by pitcher	19	Eric Stone vs. SW Louisiana (3/18/1988)
	19	Burt Hooton vs. Texas Tech (13 inn.)
		(3/19/1971)
Most Bases on Balls,		
by pitcher	10	Rick Burley vs. USC (6/10/1973)



## Individual Season Records: Hitting

### BATTING AVERAGE

(min. 150 AB)

1.	Brian Cisarik (1987)	.429
2.	Tom Hamilton (1949)	*.417
3.	Woody Woodman (1958)	*.413
4.	Keith Moreland (1975)	.410
5.	John Langerhans (1971)	.408
6.	David Chalk (1971)	.405
7.	Dustin Majewski (2002)	.401
8.	Keith Moreland (1974)	.399
9.	Mike Patrick (1988)	.398
10.	Rick Bradley (1974)	.397

Sr. - .417 Hamilton (1949); Jr. - .429 Cisarik (1987);  
So. - .399 Moreland (1974); Fr. - .372 Chris Edelstein (1995)

### SLUGGING PERCENTAGE

(min. 150 AB)

1.	Tom Hamilton (1949)	*.878
2.	Kyle Russell (2007)	.807
3.	Charles Bigham (1951)	*.771
4.	John Langerhans (1971)	.743
5.	Danny Peoples (1996)	.741
6.	Scott Bryant (1989)	.718
7.	Brett Loeffler (1997)	.710
8.	Brooks Kieschnick (1993)	.708
9.	Brooks Kieschnick (1991)	.701
10.	Rick Bradley (1974)	.692

Sr. — .684 Cridland (1998); Jr. — .878 Hamilton (1949);  
So. — .807 Russell (2007); Fr. — .701 Kieschnick (1991)

### ON-BASE PERCENTAGE

(min. 150 AB)

1.	Brian Cisarik (1987)	.535
2.	Brian Cisarik (1988)	.531
3.	Spike Owen (1981)	.528
4.	Coby Kerlin (1985)	.519
5.	Coby Kerlin (1987)	.518
	Spike Owen (1980)	.518
7.	Danny Peoples (1996)	.517
8.	Brett Loeffler (1997)	.510
9.	John Langerhans (1971)	.508
10.	Dennis Cook (1985)	.500

Sr. — .491 Jerry Jones (1977); Jr. — .531 Cisarik (1988);  
So. — .535 Cisarik (1987); Fr. — .519 Kerlin (1985)

### AT BATS

1.	Seth Johnston (2005)	304
2.	Tim Moss (2002)	302
3.	David Denny (1985)	297
	David Denny (1984)	297
5.	Jose Tolentino (1983)	288
6.	Drew Stubbs (2005)	283
7.	Omar Quintanilla (2003)	282
8.	Bill Bates (1985)	280
9.	Curtis Thigpen (2004)	278
	Lance Jones (1989)	278

Sr. — 304 Johnston (2005); Jr. — 297 Denny (1984);  
So. — 302 Moss (2002); Fr. — 268 Calvin Murray (1990)

### RUNS SCORED

1.	Bill Bates (1985)	100
2.	Spike Owen (1980)	95
3.	Brian Cisarik (1987)	87
	Coby Kerlin (1985)	87
5.	Lance Jones (1989)	85
6.	Scott Bryant (1989)	83
7.	Tim Moss (2003)	82
8.	Brian Cisarik (1988)	81
9.	Scott Coolbaugh (1987)	80
10.	Bill Bates (1984)	79

Sr. — 81 Cisarik (1988); Jr. — 100 Bates (1985);  
So. — 87 Kerlin (1985); Fr. — 95 Owen (1980)

### HITS

1.	Seth Johnston (2005)	115
2.	Tim Moss (2002)	112
3.	Dustin Majewski (2003)	107
	Scott Bryant (1989)	107
5.	Mike Patrick (1988)	106
	Brian Cisarik (1987)	106
7.	Curtis Thigpen (2004)	105
8.	Keith Moreland (1974)	103
9.	David Denny (1984)	102
10.	Bill Bates (1985)	101

Sr. — 115 Johnston (2005); Jr. — 107 Bryant (1989);  
So. — 112 Moss (2002); Fr. — 80 Drew Stubbs (2004)

### DOUBLES

1.	Scott Bryant (1989)	32
2.	Omar Quintanilla (2003)	29
	David Denny (1984)	29
	Randy Day (1982)	29
5.	Curtis Thigpen (2004)	28
	Jose Tolentino (1983)	28
7.	Brooks Kieschnick (1993)	27
	Mike Patrick (1988)	27
9.	David Denny (1985)	26
10.	Carson Kainer (2006)	25
	Keith Moreland (1974)	25

Sr. — 29 Day (1982); Jr. — 32 Bryant (1989);  
So. — 25 Moreland (1974); Fr. — 22 Quintanilla (2001)

### TRIPLES

1.	Bill Bates (1985)	13
2.	Tim Moss (2003)	9
	Ron Gardenhire (1979)	9
4.	Mark Payton (2012)	8
	Jason Cox (1999)	8
	Shane Halter (1991)	8
	Brian Cisarik (1988)	8
	Garry Pyka (1975)	8
	Mickey Reichenbach (1975)	8
10.	Erich Weiss (2011)	7
	Jordan Danks (2008)	7
	Tim Moss (2002)	7
	Lance Jones (1990)	7
	Doug Duncan (1975)	7
	Travis Eckert (1953)	*7

Sr. — 9 Gardenhire (1979); Jr. — 13 Bates (1985);  
So. — 8 Pyka (1975) & Reichenbach (1975); Fr. — 7 Weiss (2011)



## Individual Season Records: Hitting

### HOME RUNS

1.	Kyle Russell (2007)	28
2.	Jeff Ontiveros (2002)	20
3.	Kyle Russell (2008)	19
	Brooks Kieschnick (1993)	19
5.	Scott Bryant (1989)	18
6.	Mark Cridland (1998)	17
	Danny Peoples (1996)	17
8.	Kevin Keyes (2010)	15
	Chris Abbe (1992)	15
	Scott Coolbaugh (1987)	15

*Sr. — 20 Ontiveros (2002); Jr. — 19 Kieschnick (1993) & Russell (2008);  
So. — 28 Russell (2007); Fr. — 14 Ontiveros (1999) & Kieschnick (1991)*

### RBI

1.	Scott Bryant (1989)	112
2.	David Denny (1985)	99
3.	Danny Peoples (1996)	86
4.	Dustin Majewski (2003)	85
5.	Brooks Kieschnick (1993)	81
6.	Scott Coolbaugh (1987)	80
7.	Jamie Doughty (1984)	78
8.	Omar Quintanilla (2003)	76
9.	Jason Layne (1996)	74
	Braxton Hickman (1993)	74

*Sr. — 99 Denny (1985); Jr. — 112 Bryant (1989);  
So. — 72 Keith Moreland (1974); Fr. — 66 Kieschnick (1991)*

### TOTAL BASES

1.	Scott Bryant (1989)	199
2.	Brooks Kieschnick (1993)	182
3.	Kyle Russell (2007)	180
4.	Dustin Majewski (2003)	177
5.	Bill Bates (1985)	175
6.	Seth Johnston (2005)	172
7.	Scott Coolbaugh (1987)	169
	David Denny (1984)	169
9.	Jose Tolentino (1983)	168
10.	Brian Cisarik (1987)	166

*Sr. — 177 Majewski (2003); Jr. — 199 Bryant (1989);  
So. — 180 Russell (2007); Fr. — 143 Kieschnick (1991)*

### BASES ON BALLS

1.	Coby Kerlin (1985)	NCAA Record 112
2.	Spike Owen (1981)	95
3.	Spike Owen (1980)	93
4.	Brian Cisarik (1988)	83
5.	Brian Cisarik (1987)	70
6.	Coby Kerlin (1987)	69
	Bill Bates (1985)	69
8.	Steve Bethea (1989)	66
	Lance Jones (1989)	66
10.	Coby Kerlin (1986)	65

*Sr. — 83 Cisarik (1988); Jr. — 70 Cisarik (1987);  
So. — 112 Kerlin (1985); Fr. — 93 Owen (1980)*

### HIT BY PITCH

1.	Jeff Ontiveros (2000)	23
2.	Nick Peoples (2007)	17
	Jeff Ontiveros (2002)	17
	Ryan Brooks (2001)	17
	Jeff Ontiveros (2001)	17
	Jeff Ontiveros (1999)	17
7.	Travis Tucker (2008)	16
8.	Matt Rosenberg (2001)	15
	Matt Rosenberg (2000)	15
	Jeff Conway (1993)	15

*Sr. — 17 Peoples (2007), Ontiveros (2002) & Brooks (2001);  
Jr. — 17 Ontiveros (2001); So. — 23 Ontiveros (2000);  
Fr. — 17 Ontiveros (1999)*

### STRIKEOUTS

1.	Drew Stubbs (2004)	75
2.	Jordan Etier (2010)	73
3.	Drew Stubbs (2005)	71
4.	Jeff Ontiveros (1999)	65
5.	Kyle Russell (2007)	64
6.	J.D. Reininger (2002)	62
7.	Cameron Rupp (2010)	61
8.	Kyle Russell (2008)	60
	Drew Stubbs (2006)	60
10.	Tant Shepherd (2011)	55
	Kevin Keyes (2009)	55
	Kyle Russell (2006)	55
	David Maroul (2005)	55
	Karl Pagel (1976)	55

*Sr. — 55 Maroul (2005); Jr. — 61 Rupp (2010);  
So. — 73 Etier (2010); Fr. — 75 Stubbs (2004)*

### SACRIFICE FLIES

1.	David Denny (1985)	19
2.	Brian Cisarik (1987)	12
3.	Taylor Teagarden (2004)	9
	Braxton Hickman (1993)	9
	Brooks Kieschnick (1992)	9
	Larry Long (1981)	9
7.	9 Players Tied	8

*Sr. — 19 Denny (1985); Jr. — 12 Cisarik (1987);  
So. — 9 Teagarden (2004) & Kieschnick (1992); Fr. — 6 Mark Payton  
(2011) & Kieschnick (1991)*

### SACRIFICE BUNTS

1.	Todd West (2000)	NCAA Record 29
2.	Brandon Loy (2009)	25
3.	Ben Emond (2000)	22
4.	Drew Stubbs (2005)	21
5.	Brandon Loy (2010)	17
6.	Nick Peoples (2006)	16
	Seth Johnston (2004)	16
	Curtis Thigpen (2003)	16
	Chris Houser (2000)	16
10.	4 Players Tied	15

*Sr. — 22 Emond (2000); Jr. — 29 West (2000);  
So. — 21 Stubbs (2005); Fr. — 25 Loy (2009)*



## Individual Season Records: Hitting/Fielding

### STOLEN BASES

1.	Calvin Murray (1990)	49
2.	Calvin Murray (1992)	47
3.	Wylie Campbell (1996)	43
	Calvin Murray (1991)	43
	Mike Brumley (1982)	43
6.	Tim Moss (2002)	40
7.	Spike Owen (1982)	39
8.	Bill Bates (1984)	36
9.	Lance Jones (1990)	34
	Bill Bates (1985)	34
	<i>Sr. — 34 Jones (1990); Jr. — 47 Murray (1992);</i>	
	<i>So. — 43 Murray (1991) &amp; Brumley (1982); Fr. — 49 Murray (1990)</i>	

### RECORDED HITTING STREAKS (GAMES)

1.	Michael Torres (2008)	25
2.	Rick Bradley (1974)	24
3.	MacGregor Byers (1995)	21
4.	Rusty Crockett (1988)	20
5.	Drew Stubbs (2005)	19
	Chris Edelstein (1995)	19
7.	Omar Quintanilla (2002-03)	18
	Kip Harkrider (1995)	18
9.	Tant Shepherd (2010)	17
	Chance Wheless (2007)	17
	Jason Aspito (1999)	17
	Craig Newkirk (1989)	17
	<i>Sr. — 20 Crockett (1988); Jr. — 25 Torres (2008);</i>	
	<i>So. — 19 Stubbs (2005); Fr. — 19 Edelstein (1995)</i>	

### FIELDING PERCENTAGE

*(min. 100 chances)*

1.	Jordan Danks (2007)	1.000
	Chance Wheless (2004)	1.000
	Shawn Schumacher (1998)	1.000
	Jerry Taylor (1995)	1.000
	Eddie Toledo (1988)	1.000
	Mike Zatopek (1980)	1.000
	Kevin Shannon (1978)	1.000
	Rick Burley (1973)	1.000
9.	Robby Byers (1985)	.998
10.	Braxton Hickman (1992)	.997
	Bill Berryhill (1973)	.997
	<i>Sr. — Taylor (1995); Jr. — 1.000 Schumacher (1998), Toledo (1988),</i>	
	<i>Zatopek (1980) &amp; Burley (1973); So. — 1.000 Danks (2007); Fr. —</i>	
	<i>1.000 Wheless (2004) &amp; Shannon (1978)</i>	

### CHANCES

1.	Tant Shepherd (2011)	727
2.	Chris Campbell (1981)	722
3.	Jeff Ontiveros (2000)	721
4.	Jose Tolentino (1983)	711
5.	Scott Pugh (1991)	697
6.	Tant Shepherd (2010)	662
7.	Jeff Ontiveros (2002)	651
8.	Taylor Teagarden (2004)	641
9.	Chance Wheless (2005)	640
10.	Braxton Hickman (1993)	639
	<i>Sr. — 727 Shepherd (2011); Jr. — 711 Tolentino (1983);</i>	
	<i>So. — 721 Ontiveros (2000); Fr. — 580 Ontiveros (1999)</i>	

### PUTOUTS

1.	Tant Shepherd (2011)	689
2.	Chris Campbell (1981)	685
3.	Jeff Ontiveros (2000)	669
4.	Jose Tolentino (1983)	659
5.	Scott Pugh (1991)	657
6.	Jeff Ontiveros (2002)	610
7.	Tant Shepherd (2010)	605
8.	Chance Wheless (2005)	594
9.	Chris Campbell (1980)	590
10.	Braxton Hickman (1993)	588
	<i>Sr. — 689 Shepherd (2011); Jr. — 659 Tolentino (1983);</i>	
	<i>So. — 669 Ontiveros (2000); Fr. — 544 Ontiveros (1999)</i>	

### ASSISTS

1.	Spike Owen (1981)	265
2.	Todd West (2000)	244
3.	Bill Bates (1984)	237
4.	Omar Quintanilla (2003)	234
5.	Spike Owen (1980)	230
6.	Seth Johnston (2005)	219
7.	Shane Halter (1991)	218
	Bill Bates (1985)	218
9.	Kip Harkrider (1996)	212
10.	Tim Harkrider (1992)	211
	Todd Haney (1987)	211
	<i>Sr. — 219 Johnston (2005); Jr. — 244 West (2000);</i>	
	<i>So. — 265 Owen (1981); Fr. — 230 Owen (1980)</i>	

### DOUBLE PLAYS TURNED

1.	Jeff Ontiveros (2000)	73
2.	Chance Wheless (2005)	59
3.	Seth Johnston (2005)	57
4.	Robby Hudson (2005)	56
5.	Jeff Ontiveros (1999)	55
	Jeff Ontiveros (2002)	55
7.	Brandon Belt (2008)	54
8.	Tant Shepherd (2010)	52
	Braxton Hickman (1993)	52
10.	Brandon Belt (2009)	51
	Omar Quintanilla (2003)	51
	Tommy Nicholson (2000)	51





## Individual Season Records: Pitching

### EARNED RUN AVERAGE

(min. 50 IP)

1. Kirk Killingsworth (1982)	0.80
2. Burt Hooton (1969)	0.88
3. Keith Walker (1978)	1.09
4. Burt Hooton (1971)	1.109
5. Robert Shaeffer (1977)	1.112
6. Chance Ruffin (2010)	1.113
7. Corey Knebel (2011)	1.13
8. Huston Street (2003)	1.33
9. James Street (1969)	1.34
10. Larry Hardy (1970)	1.36

*Sr. — 1.11 Shaeffer (1977); Jr. — 0.80 Killingsworth (1982);  
So. — 1.09 Walker (1978); Fr. — 0.88 Hooton (1969)*

### OPPONENT BATTING AVERAGE

(min. 50 IP)

1. Burt Hooton (1969)	.136
2. Corey Knebel (2011)	.151
3. Burt Hooton (1971)	.155
4. Ron Roznovsky (1972)	.157
5. Taylor Jungmann (2011)	.165
6. Richard Wortham (1976)	.171
7. Richard Wortham (1973)	.1736
8. James Street (1969)	.1737
9. James Street (1970)	.175
10. Rick Burley (1973)	.176

*Sr. — .171 Wortham (1976); Jr. — .155 Hooton (1971);  
So. — .181 H. Street (2003); Fr. — .136 Hooton (1969)*

### BASES ON BALLS

1. Curt Krippner (1987)	78
2. Richard Wortham (1976)	76
3. Eric Stone (1988)	72
4. Scott Dunn (1999)	69
Richard Wortham (1975)	69
6. Preston Watson (1988)	65
Keith Creel (1980)	65
8. Scott Dunn (1998)	64
Ron Roznovsky (1972)	64
10. Kirk Dressendorfer (1989)	63
Jerry Don Gleaton (1979)	63
Richard Wortham (1974)	63

*Sr. — 76 Wortham (1976); Jr. — 78 Krippner (1987);  
So. — 64 Dunn (1998); Fr. — 55 Wortham (1973)*

### BASES ON BALLS PER 9 INNINGS PITCHED

(min. 50 IP)

1. Albert Montes (2001)	0.77
2. Wade Phillips (1983)	1.14
3. Roger Clemens (1983)	1.19
4. David Burluson (1961)	1.22
5. Tony Arnold (1981)	1.30
6. Robert Culley (1981)	1.52
7. Huston Street (2003)	1.57
8. Cole Green (2011)	1.70
9. Don Kainer (1977)	1.73
10. John Collier (1965)	1.75

*Sr. — 1.52 Culley (1981); Jr. — 0.77 Montes (2001);  
So. — 1.57 H. Street (2003); Fr. — 1.14 Phillips (1983)*

### STRIKEOUTS

1. Greg Swindell (1985)	204
2. Greg Swindell (1986)	180
3. Kirk Dressendorfer (1989)	176
4. J.P. Howell (2004)	166
5. Burt Hooton (1971)	153
6. Kirk Dressendorfer (1990)	152
7. Roger Clemens (1983)	151
8. Curt Krippner (1987)	147
9. Richard Wortham (1976)	141
10. Eric Stone (1988)	140

*Sr. — 141 Wortham (1976); Jr. — 180 Swindell (1986);  
So. — 204 Swindell (1985); Fr. — 136 Hooton (1969)*

### STRIKEOUTS PER 9 INNINGS PITCHED

(min. 50 IP)

1. Burt Hooton (1971)	14.15
2. Chance Ruffin (2010)	13.50
3. Rick Burley (1974)	12.26
4. Burt Hooton (1969)	12.00
5. Greg Swindell (1986)	11.94
6. Rick Burley (1973)	11.54
7. James Street (1970)	11.20
8. Larry Hardy (1970)	11.18
9. J.P. Howell (2004)	11.04
10. Kirk Dressendorfer (1990)	10.91
Mike Beard (1970)	10.91

*Sr. — 12.26 Burely (1974); Jr. — 14.15 Hooton (1971);  
So. — 10.91 Beard (1970); Fr. — 12.00 Hooton (1969)*

### WINS

1. Greg Swindell (1985)	19
Jim Gideon (1974)	19
3. Kirk Dressendorfer (1989)	18
4. Tony Arnold (1981)	17
Jim Gideon (1975)	17
6. Justin Simmons (2002)	16
Brooks Kieschnick (1993)	16
Keith Creel (1980)	16
9. J.P. Howell (2004)	15
Kirk Dressendorfer (1988)	15
Eric Stone (1988)	15
Mark Petkovsek (1987)	15
Don Kainer (1977)	15
Richard Wortham (1975)	15

*Sr. — 14 Wortham (1976) & Ron Roznovsky (1973); Jr. — 17 Arnold (1981) & Gideon (1975); So. — 19 Swindell (1985) & Gideon (1974);  
Fr. — 15 Dressendorfer (1988)*

### WINNING PERCENTAGE

(min. 9 decisions)

1. Jim Gideon (1975)	1.000 (17-0)
2. Rick Burley (1974)	1.000 (13-0)
3. Burt Hooton (1969)	1.000 (12-0)
4. Richard Wortham (1973)	1.000 (11-0)
5. 6 players tied	1.000 (9-0)

*Sr. — 13-0 Burley (1974); Jr. — 17-0 Gideon (1975);  
So. — 9-0 Capel (1982); Fr. — 12-0 Hooton (1969)*



# Individual Season Records: Pitching

## LOSSES

(min. 50 IP)

1.	Harry Taylor (1956) *	10
2.	Cole Green (2008)	7
	D.J. Jones (1999)	7
	Rad Weaver (1997)	7
5.	11 players	6
	<i>Sr. — 6 Randy Boone (2007), Danny Muegge (2003) &amp; Clint Irby (1955);</i>	
	<i>Jr. — 7 Jones (1999) &amp; Weaver (1997);</i>	
	<i>So. — 10 Taylor (1956); Fr. — 7 (Green (2008))</i>	

## SAVES

(available only since 1979)

1.	Corey Knebel (2011)	19
	J. Brent Cox (2005)	19
	Charlie Thames (2000)	19
3.	Austin Wood (2009)	15
	Huston Street (2003)	15
5.	Chance Ruffin (2010)	14
	Randy Boone (2007)	14
	Huston Street (2002)	14
8.	Huston Street (2004)	12
	Mike Hamer (1981)	12
10.	Eric French (1997)	10
	<i>Sr. — 15 Wood (2009); Jr. — 19 Cox (2005) &amp; Thames (2000);</i>	
	<i>So. — 15 Street (2003); Fr. — 19 Knebel (2011)</i>	

## APPEARANCES

1.	J. Brent Cox (2005)	42
	Charlie Thames (2000)	42
3.	Austin Wood (2009)	41
	Randy Boone (2007)	41
	Clayton Stewart (2005)	41
6.	Buck Cody (2004)	40
7.	Huston Street (2003)	39
8.	Corey Knebel (2011)	38
9.	Chance Ruffin (2010)	37
	J. Brent Cox (2004)	37
11.	Joseph Krebs (2007)	35
	Austin Wood (2006)	35
	Huston Street (2002)	35
	<i>Sr. — 41 Wood (2009), Boone (2007) &amp; Stewart (2005);</i>	
	<i>Jr. — 42 Cox (2005) &amp; Thames (2000);</i>	
	<i>So. — 39 Street (2003); Fr. — 38 Knebel (2011)</i>	

## STARTS

1.	Kyle McCulloch (2005)	23
	Sam LeCure (2004)	23
3.	J.D. Smart (1995)	21
	Kirk Dressendorfer (1989)	21
5.	Cole Green (2009)	20
	J.P. Howell (2004)	20
	Justin Simmons (2002)	20
	Beau Hale (2000)	20
	Roger Clemens (1983)	20
10.	Nine Players	19
	<i>Sr. — 19 Green (2011), D.J. Jones (2000); Jr. — 20 Howell (2004), Hale (2000) &amp; Clemens (1983); So. — 23 McCulloch (2005) &amp; LeCure (2004);</i>	
	<i>Fr. — 18 Dressendorfer (1988)</i>	

## COMPLETE GAMES

1.	Kirk Dressendorfer (1989)	15
	Greg Swindell (1985)	15
3.	Tony Arnold (1981)	13
4.	Kirk Dressendorfer (1988)	12
	Curt Krippner (1987)	12
	Roger Clemens (1983)	12
	Ron Roznovsky (1973)	12
8.	Calvin Schiraldi (1983)	11
	Keith Creel (1980)	11
10.	Jim Acker (1980)	10
	Jerry Don Gleaton (1979)	10
	Ricky Wright (1979)	10
	Don Kainer (1977)	10
	Richard Wortham (1976)	10
	Richard Wortham (1975)	10
	Richard Wortham (1974)	10
	<i>Sr. — 12 Roznovsky (1973); Jr. — 13 Arnold (1981);</i>	
	<i>So. — 15 Dressendorfer (1989) &amp; Swindell (1985);</i>	
	<i>Fr. — 12 Dressendorfer (1988)</i>	

## SHUTOUTS

1.	Greg Swindell (1985)	6
	Burt Hooton (1971)	6
3.	Greg Swindell (1986)	5
	Calvin Schiraldi (1983)	5
	Jim Gideon (1975)	5
	Burt Hooton (1969)	5
7.	Roger Clemens (1982)	4
	Richard Wortham (1976)	4
	Bobby Layne* (1946)	4
	Bus Gillett* (1920)	4
	<i>Sr. — 4 Wortham (1976); Jr. — 6 Hooton (1971);</i>	
	<i>So. — 6 Swindell (1985); Fr. — 5 Hooton (1969)</i>	

## COMBINED SHUTOUTS

1.	J. Brent Cox (2005)	6
2.	Taylor Jungmann (2011)	5
	Kyle McCulloch (2005)	5
	Clayton Stewart (2005)	5
	Buck Cody (2004)	5
	J. Brent Cox (2004)	5
6.	Corey Knebel (2011)	4
	Nathan Thornhill (2011)	4
	Buck Cody (2005)	4
	Kyle Yates (2004)	4
	Huston Street (2002)	4
	<i>Sr. — 5 Stewart (2005); Jr. — 6 Cox (2005); So. — 5 McCulloch (2005) &amp; Cox (2004); Fr. — 4 Knebel (2011), Thornhill (2011) &amp; Street (2002)</i>	

## INNINGS PITCHED

1.	Greg Swindell (1985)	172.0
2.	Kirk Dressendorfer (1989)	168.2
3.	Roger Clemens (1983)	166.0
4.	Curt Krippner (1987)	151.1
5.	Brooks Kieschnick (1993)	149.2
6.	Tony Arnold (1981)	145.2
7.	Beau Hale (2000)	145.1
8.	Taylor Jungmann (2011)	141.0
9.	Calvin Schiraldi (1983)	140.0
	Keith Creel (1980)	140.0
	<i>Sr. — 137.0 D.J. Jones (2000); Jr. — 166.0 Clemens (1983);</i>	
	<i>So. — 172.0 Swindell (1985); Fr. — 135.2 Dressendorfer (1988)</i>	



## Individual Career Records: Hitting

(\* = Prior to 1960  
historical records)

### BATTING AVERAGE

(minimum 250 career AB)

PLAYER	H-AB	AVG.
1. Dustin Majewski (2002-03)	192-486	.395
2. Brian Cisarik (1984-88)	200-514	.389
3. Keith Moreland (1973-75)	274-706	.388
4. Mike Patrick (1987-88)	173-472	.367
5. MacGregor Byers (1994-96)	168-460	.365
6. David Chalk (1969-72)	219-605	.362
7. Brooks Kieschnick (1991-93)	237-658	.36018
8. Rick Bradley (1973-75)	170-472	.36017
9. Pat Rigby (1960-62)	116-327	.355
10. Scott Bryant (1987-89)	188-532	.353
11. Kip Harkrider (1995-97)	247-702	.352
12. Dennis Cook (1984-85)	149-424	.3514
13. Scott Coolbaugh (1985-87)	175-499	.3507
14. Joe Bruno (1978-79)	134-384	.349
15. Tom Hamilton* (1947-49)	91-262	.3473
16. Jose Tolentino (1983)	100-288	.34722
17. Omar Quintanilla (2001-03)	242-697	.34720
18. Woody Woodman* (1956-58)	108-313	.345
19. Bobby Behnsch (1985-86)	114-331	.344
20. Joel Chimelis (1988)	95-277	.3430
21. Chris Campbell (1980-81)	157-458	.3428
22. Lance Jones (1989-90)	180-258	.341
23. Scott Pugh (1990-91)	142-418	.340
24. Carson Kainer (2004-06)	203-600	.33833
25. Danny Peoples (1994-96)	182-538	.33829
26. Braxton Hickman (1992-93)	161-476	.33824
27. Curtis Thigpen (2002-04)	187-556	.33633
28. Ben Emond (1999-00)	153-455	.33626
29. Mike Markl (1969-72)	162-482	.3361
30. <b>Erich Weiss (2011- )</b>	<b>149-427</b>	<b>.3344</b>
31. David Denny (1982-85)	296-886	.3341
32. Chris Edelstein (1995-98)	171-512	.3340
33. Jason Cox (1998-99)	144-432	.333
Darren Loy (1983-84)	122-366	.333
35. Clay King (1989-92)	263-793	.332
36. Bradley Suttle (2006-07)	152-460	.3304
37. Mark Cridland (1996-98)	133-403	.3300
38. Wayne McDonald* (1958-60)	96-291	.3299
39. Jeff Hearn (1982-83)	131-399	.3283
40. Tony Vasut (1993-94)	96-293	.3276
41. Tommy Nicholson (1998-2000)	223-683	.327
42. Tim Moss (2001-03)	234-717	.3264
43. Seth Johnston (2002-05)	222-681	.3260
44. David Lowery (1989-90)	147-451	.3259
45. Brett Loeffler (1995-98)	113-347	.3256
46. John Langerhans (1969-72)	171-526	.3251
47. Jordan Danks (2006-08)	191-588	.3248
48. Spike Owen (1980-82)	213-657	.3242
49. Chuck Knutson (1961-63)	94-290	.3241
50. Jerry Good* (1956-58)	85-264	.322

### SLUGGING PERCENTAGE

(minimum 250 career AB)

PLAYER	TB-AB	SLG%
1. Kyle Russell (2006-08)	402-589	.683
2. Brooks Kieschnick (1991-93)	445-658	.676
3. Scott Bryant (1987-89)	352-532	.662
4. Mark Cridland (1996-98)	265-403	.658
5. Tom Hamilton* (1947-49)	171-262	.653
6. Dustin Majewski (2002-03)	316-486	.650
7. Danny Peoples (1994-96)	335-538	.623
8. Brian Cisarik (1984-88)	319-514	.621
9. Rick Bradley (1973-75)	284-472	.602
10. Brett Loeffler (1995-98)	206-347	.594
11. Chris Abbe (1990-92)	156-264	.591
12. John Langerhans (1969-72)	310-526	.589
13. Scott Coolbaugh (1985-87)	293-499	.587
14. Jose Tolentino (1983)	168-288	.583
15. Wayne McDonald* (1958-60)	168-291	.577
16. David Chalk (1969-72)	344-605	.569
17. Chuck Knutson (1961-63)	164-290	.566
18. Keith Moreland (1973-75)	396-706	.561
19. Travis Eckart* (1952-54)	188-336	.560
20. Jason Layne (1995-96)	146-262	.557
21. Jeff Ontiveros (1999-2002)	510-922	.553
22. Brian Johnson (1986-88)	264-481	.549
23. Kevin Keyes (2008-10)	147-272	.545
24. Rick Burley (1973-74)	223-412	.541
25. Jamie Doughty (1983-84)	163-302	.540
26. Terry Salazar (1978-79)	210-390	.538
27. Burk Goldthorn (1980-81)	186-348	.534
28. Randy Day (1981-82)	163-306	.533
29. Jason Moore (1998-99)	237-446	.5314
30. Kevin Garner (1985-87)	239-450	.5311
31. Darren Loy (1983-84)	194-366	.5301
32. Shea Morenz (1993-95)	266-502	.5299
33. Pat Rigby (1960-62)	173-327	.5291
34. Bobby Behnsch (1985-86)	175-331	.5287
35. Mark Reynolds (1981-82)	146-277	.527
36. Drew Stubbs (2004-06)	416-792	.525
37. Jordan Danks (2006-08)	306-588	.520
38. Jeff Hearn (1982-83)	207-399	.519
39. Omar Quintanilla (2001-03)	361-697	.518
40. Bradley Suttle (2006-07)	238-460	.5174
41. Bobby Clark (1972-74)	170-329	.5167
42. Scott Pugh (1990-91)	214-418	.512
43. MacGregor Byers (1994-96)	235-460	.511
44. Brandon Belt (2008-09)	241-473	.510
45. David Denny (1982-85)	451-886	.509
46. Curtis Thigpen (2002-04)	281-556	.5054
47. Russell Moldenhauer (2007-10)	289-572	.5052
48. Kip Harkrider (1995-97)	351-702	.500
49. Braxton Hickman (1992-93)	237-476	.498
50. Jeff Hearn (1982-83)	131-299	.494



## Individual Career Records: Hitting

### ON-BASE PERCENTAGE

(minimum 250 career AB)

1. Brian Cisarik (1984-88)	.533
2. Spike Owen (1980-82)	.509
3. Pat Rigby (1960-62)	.494
4. Coby Kerlin (1984-87)	.492
5. Tony Vasut (1993-94)	.490
6. Bobby Clark (1972-74)	.488
7. Joe Bruno (1978-79)	.482
8. Chuck Knutson (1961-63)	.480
9. Dennis Cook (1984-85)	.475
10. MacGregor Byers (1994-96)	.474

### GAMES PLAYED

1. Jeff Ontiveros (1999-2002)	260
2. David Denny (1982-85)	244
3. Preston Clark (2006-09)	223
4. Bill Bates (1983-85)	223
5. Nick Peoples (2004-07)	221
Clay King (1989-92)	221
7. Chance Wheeless (2004-07)	217
8. Coby Kerlin (1984-87)	216
9. Tant Shepherd (2008-11)	213
10. Drew Stubbs (2004-06)	205

### GAMES STARTED

1. Jeff Ontiveros (1999-2002)	253
2. Preston Clark (2006-09)	213
3. Drew Stubbs (2004-06)	204
4. Chance Wheeless (2004-07)	196
5. Brandon Loy (2009-11)	193
6. Tant Shepherd (2008-11)	191
Taylor Teagarden (2003-05)	191
8. Travis Tucker (2007-09)	189
9. Tommy Nicholson (1998-2000)	182
10. Nick Peoples (2004-07)	180

### AT BATS

1. Jeff Ontiveros (1999-2002)	922
2. David Denny (1982-85)	886
3. Clay King (1989-92)	793
4. Drew Stubbs (2004-06)	792
5. Preston Clark (2006-09)	796
6. Bill Bates (1983-85)	767
7. Chance Wheeless (2004-07)	762
8. Calvin Murray (1990-92)	760
9. David Tollison (1988-90)	738
10. Mickey Reichenbach (1974-77)	720

### RUNS SCORED

1. Spike Owen (1980-82)	250
2. Bill Bates (1983-85)	238
3. Coby Kerlin (1984-87)	231
4. David Denny (1982-85)	205
5. Calvin Murray (1990-92)	197
6. Wylie Campbell (1994-96)	190
7. Kip Harkrider (1995-97)	186
8. Jeff Ontiveros (1999-2002)	184
9. Drew Stubbs (2004-06)	183
10. David Chalk (1969-72)	182

### DOUBLES

1. David Denny (1982-85)	78
2. Brooks Kieschnick (1991-93)	67
3. Omar Quintanilla (2001-03)	66
Jeff Ontiveros (1999-2002)	66
5. David Tollison (1988-90)	57
6. Tant Shepherd (2008-11)	56
7. Scott Bryant (1987-89)	55
8. Bill Bates (1983-85)	54
9. Preston Clark (2006-09)	53
Keith Moreland (1973-75)	53

### TRIPLES

1. Bill Bates (1983-85)	20
2. David Chalk (1969-72)	18
3. Tim Moss (2001-03)	17
4. Jordan Danks (2006-08)	15
Kip Harkrider (1995-97)	15
6. Mark Payton (2011-13)	14
Erich Weiss (2011-13)	14
Calvin Murray (1990-92)	14
Brian Cisarik (1984-88)	14
Spike Owen (1980-82)	14



## Individual Career Records: Hitting

### HOME RUNS

1. Kyle Russell (2006-08) _____	57
2. Jeff Ontiveros (1999-2002) _____	55
3. Brooks Kieschnick (1991-93) _____	43
4. Scott Bryant (1987-89) _____	33
5. Danny Peoples (1994-96) _____	32
6. Drew Stubbs (2004-06) _____	31
7. John Langerhans (1969-72) _____	30
8. Mark Cridland (1996-98) _____	29
9. Kevin Keyes (2008-10) _____	28
10. Brian Johnson (1986-88) _____	27

### EXTRA-BASE HITS

1. Jeff Ontiveros (1999-2002) _____	125
2. Brooks Kieschnick (1991-93) _____	116
3. David Denny (1982-85) _____	108
4. Kyle Russell (2006-08) _____	97
5. Scott Bryant (1987-89) _____	93
6. Drew Stubbs (2002-05) _____	92
7. Omar Quintanilla (2001-03) _____	87
8. Bill Bates (1983-85) _____	85
9. Preston Clark (2006-09) _____	83
David Tollison (1988-90) _____	83

### RUNS BATTED IN

1. David Denny (1982-85) _____	228
2. Jeff Ontiveros (1999-2002) _____	218
3. Brooks Kieschnick (1991-93) _____	215
4. Mickey Reichenbach (1974-77) _____	193
5. Danny Peoples (1994-96) _____	186
6. David Tollison (1988-90) _____	184
7. Keith Moreland (1973-75) _____	183
8. Scott Bryant (1987-89) _____	181
9. Kyle Russell (2006-08) _____	169
10. Clay King (1989-92) _____	160
Craig Newkirk (1986-89) _____	160

### TOTAL BASES

1. Jeff Ontiveros (1999-2002) _____	510
2. David Denny (1982-85) _____	451
3. Brooks Kieschnick (1991-93) _____	445
4. Drew Stubbs (2004-06) _____	416
5. Kyle Russell (2006-08) _____	402
6. Keith Moreland (1973-75) _____	396
7. Bill Bates (1983-85) _____	366
8. Clay King (1989-92) _____	365
9. Omar Quintanilla (2001-03) _____	361
10. David Tollison (1988-90) _____	360

### BASES ON BALLS

1. Coby Kerlin (1984-87) _____	253
2. Spike Owen (1980-82) _____	247
3. Bill Bates (1983-85) _____	187
4. Brian Cisarik (1984-88) _____	169
5. Wylie Campbell (1994-96) _____	154
6. Mickey Reichenbach (1974-77) _____	150
7. Brooks Kieschnick (1991-93) _____	140
8. Calvin Murray (1990-92) _____	127
9. Danny Peoples (1994-96) _____	122
Lance Jones (1989-90) _____	122
Charles Proske (1974-77) _____	122

### HIT BY PITCH

1. Jeff Ontiveros (1999-2002) _____	74
2. Travis Tucker (2007-09) _____	41
3. Nick Peoples (2004-07) _____	34
4. Matt Rosenberg (1998-2002) _____	33
5. Kyle Russell (2006-08) _____	25
Taylor Teagarden (2003-05) _____	25
Curtis Thigpen (2002-04) _____	25
8. Preston Clark (2006-09) _____	24
9. Tant Shepherd (2008-11) _____	23
10. Ryan Brooks (1999-2001) _____	21

### STRIKEOUTS

1. Drew Stubbs (2004-06) _____	206
2. Jeff Ontiveros (1999-2002) _____	194
3. Kyle Russell (2006-08) _____	179
4. Cameron Rupp (2008-10) _____	158
5. J.D. Reininger (2002-04) _____	157
6. Presotn Clark (2006-09) _____	146
7. Tim Moss (2001-03) _____	141
8. David Denny (1982-85) _____	139
9. Tant Shepherd (2008-11) _____	137
10. Taylor Teagarden (2003-05) _____	130

### SACRIFICE FLIES

1. David Denny (1982-85) _____	25
2. Brooks Kieschnick (1991-93) _____	22
3. Jeff Ontiveros (1999-2002) _____	17
David Tollison (1988-90) _____	17
Bill Bates (1983-85) _____	17
6. Taylor Teagarden (2003-05) _____	16
Clay King (1989-92) _____	16
8. MacGregor Byers (1994-96) _____	15
9. Brian Cisarik (1984-88) _____	14
10. Jerry Taylor (1993-95) _____	13
Craig Newkirk (1986-89) _____	13



## Individual Career Records: Hitting/Fielding

(\* = Prior to 1960 historical records)

### SACRIFICE BUNTS

1.	Brandon Loy (2009-11)	56
2.	Tommy Nicholson (1998-2000)	38
3.	Nick Peoples (2004-07)	37
4.	Chance Wheeless (2004-07)	35
5.	Mark Payton (2011-13)	33
	Preston Clark (2006-09)	33
7.	Travis Tucker (2007-09)	32
8.	Drew Stubbs (2004-06)	29
	Todd West (2000)	29
10.	Taylor Teagarden (2003-05)	28

### STOLEN BASES

1.	Calvin Murray (1990-92)	139
2.	Wylie Campbell (1994-96)	96
3.	Spike Owen (1980-82)	95
4.	Drew Stubbs (2004-06)	86
	Bill Bates (1983-85)	86
6.	Mike Brumley (1981-83)	79
7.	Tim Moss (2001-03)	71
8.	Lance Jones (1989-90)	60
	Joe Bruno (1978-79)	60
10.	Travis Tucker (2006-09)	56

### FIELDING PERCENTAGE

(minimum 200 career chances)

1.	Shawn Schumacher (1998)	1.000
	Rick Burley (1973-74)	1.000
3.	Bill Berryhill (1971-73)	.997
4.	Charley Carter (1997)	.994
	Robby Byers (1985-86)	.994
6.	J.P. Webb (1993-95)	.993
	Chris Campbell (1980-81)	.993
8.	Eight Players Tied	.992

### CHANCES

1.	Jeff Ontiveros (1999-2002)	2,533
2.	Chance Wheelees (2004-07)	1,803
3.	Taylor Teagarden (2003-05)	1,558
4.	Cameron Rupp (2008-09)	1,439
5.	Tant Shepherd (2008-11)	1,410
6.	Chris Campbell (1980-81)	1,346
7.	Curtis Thigpen (2002-04)	1,270
8.	Preston Clark (2006-09)	1,230
9.	Braxton Hickman (1992-93)	1,229
10.	Brandon Belt (2008-09)	1,148

### PUTOUTS

1.	Jeff Ontiveros (1999-2002)	2,363
2.	Chance Wheeless (2004-07)	1,654
3.	Taylor Teagarden (2003-05)	1,412
4.	Tant Shepherd (2008-11)	1,372
5.	Cameron Rupp (2008-10)	1,308
6.	Chris Campbell (1980-81)	1,275
7.	Braxton Hickman (1992-93)	1,158
8.	Curtis Thigpen (2002-04)	1,139
9.	Brandon Belt (2008-09)	1,062
10.	Scott Pugh (1990-91)	1,058

### ASSISTS

1.	Spike Owen (1980-82)	679
2.	Bill Bates (1983-85)	660
3.	Coby Kerlin (1984-87)	574
4.	Kip Harkrider (1995-97)	559
5.	Brandon Loy (2009-11)	553
6.	Tommy Nicholson (1998-2000)	540
7.	Tim Moss (2001-03)	507
8.	Travis Tucker (2007-09)	498
9.	Omar Quintanilla (2001-03)	488
10.	Seth Johnston (2002-05)	454

### DOUBLE PLAYS TURNED

1.	Jeff Ontiveros (1999-2002)	219
2.	Chance Wheeless (2004-07)	161
3.	Tommy Nicholson (1998-2000)	131
4.	Travis Tucker (2007-09)	114
5.	Brandon Loy (2009-11)	112
6.	Seth Johnston (2002-05)	106
7.	Brandon Belt (2008-09)	105
8.	Tim Moss (2001-03)	96
9.	Tant Shepherd (2008-11)	90
10.	Omar Quintanilla (2001-03)	82



(\* = Prior to 1960  
historical records)

## Individual Career Records: Pitching

### EARNED RUN AVERAGE

(min. 100 career IP)

1.	Burt Hooton (1969-71)	1.14
2.	Huston Street (2002-04)	1.31
3.	Gary Gressett (1966-67)	1.52
4.	Nati Salazar (1968-71)	1.60
5.	Ron Roznovsky (1972-73)	1.72
6.	Kirk Killingsworth (1981-83)	1.76
7.	Taylor Jungmann (2009-11)	1.85
8.	James Street (1968-70)	1.86
9.	Greg Swindell (1984-86)	1.92
10.	J. Brent Cox (2003-05)	1.99

### OPPONENT BATTING AVERAGE

(min. 100 career IP)

1.	Burt Hooton (1969-71)	.158
2.	Ron Roznovsky (1972-73)	.171
3.	Huston Street (2002-04)	.172
4.	Corey Knebel (2011-13)	.175
5.	Sam Stafford (2009-11)	.183
6.	Taylor Jungmann (2009-11)	.188
7.	James Street (1968-70)	.198
8.	Hoby Milner (2010-present)	.200
9.	Gerrit Simpson (2001)	.205
10.	Chance Ruffin (2008-10)	.207

### BASES ON BALLS

1.	Richard Wortham (1973-76)	263
2.	Curt Krippner (1985-87)	187
	Bobby Layne* (1944, 46-48)	187
4.	Scott Dunn (1997-99)	163
5.	Keith Creel (1978-80)	143
6.	Ryan Kjos (1992-95)	134
	Martin Flores (1972-75)	134
8.	Kirk Dressendorfer (1988-90)	132
9.	Jim Gideon (1973-75)	130
10.	J.D. Smart (1993-95)	125

### BASES ON BALLS PER NINE INNINGS PITCHED

(min. 100 career IP)

1.	Albert Montes (2001)	0.77
2.	Huston Street (2002-04)	1.77
3.	Roger Clemens (1982-83)	1.83
4.	Joseph Krebs (2006-07)	1.99
5.	Wade Phillips (1983-86)	2.06
6.	Jesen Merle (2002-03)	2.12
	Steve Labay (1983-84)	2.12
8.	<b>Corey Knebel (2011- )</b>	<b>2.22</b>
9.	D.J. Jones (1999-2000)	2.23
	Burt Hooton (1969-71)	2.23

### STRIKEOUTS

1.	Greg Swindell (1984-86)	501
2.	Richard Wortham (1973-76)	481
3.	Kirk Dressendorfer (1988-90)	462
4.	Burt Hooton (1969-71)	386
	Bobby Layne* (1944, 46-48)	386
6.	Taylor Jungmann (2009-11)	356
7.	Curt Krippner (1985-87)	325
8.	Cole Green (2008-11)	308
9.	James Street (1968-70)	302
10.	Jim Gideon (1973-75)	297

### STRIKEOUTS PER NINE INNINGS PITCHED

(min. 100 IP)

1.	Burt Hooton (1969-71)	11.94
2.	Rick Burley (1973-74)	11.93
3.	Bobby Layne* (1944, 46-48)	10.78
4.	Mike Beard (1969-71)	10.67
5.	Sam Stafford (2009-11)	10.40
6.	James Street (1968-70)	10.39
7.	Greg Swindell (1984-86)	10.25
8.	Chance Ruffin (2008-10)	9.90
9.	Ryan Kjos (1992-95)	9.79
10.	J.P. Howell (2003-04)	9.77

### WINS

1.	Richard Wortham (1973-76)	50
2.	Kirk Dressendorfer (1988-90)	45
3.	Greg Swindell (1984-86)	43
4.	Jim Gideon (1973-75)	40
5.	Justin Simmons (2001-04)	38
	Keith Creel (1978-80)	38
7.	Burt Hooton (1969-71)	35
	Bobby Layne* (1944, 46-48)	35
9.	Brooks Kieschnick (1991-93)	34
10.	Taylor Jungmann (2009-11)	32

### WINNING PERCENTAGE

(min. 10 decisions)

1.	David Burluson (18-0) (1960-63)	1.000
	Terry Jackson (15-0) (1959-61)	1.000
	Bobby Cuellar (11-0) (1971-74)	1.000
	Tommy Moore (11-0) (1965-67)	1.000
5.	Mike Capel (22-1) (1982-83)	.957
	Rick Burley (22-1) (1973-74)	.957
7.	Curry Harden (13-1) (1987-90)	.929
8.	Burt Hooton (35-3) (1969-71)	.921
	Bobby Layne* (35-3) (1944, 46-48)	.921
10.	Mike Poehl (10-1) (1983-85)	.909



## Individual Career Records: Pitching

(\* = Prior to 1960  
historical records)

### LOSSES

1.	Cole Green (2008-11)	16
2.	Rad Weaver (1995-98)	15
3.	Randy Boone (2004-07)	13
	Justin Simmons (2001-03)	13
5.	D.J. Jones (1999-2000)	12
	Scott Dunn (1997-99)	12
7.	Beau Hale (1998-2000)	11
	Harry Taylor* (1956-57)	11
9.	Adrian Alaniz (2005-07)	10
	Ryan France (1999-2002)	10
	Ryan Kjos (1992-95)	10

### SAVES

1.	Huston Street (2002-04)	41
2.	Corey Knebel (2011-13)	37
3.	J. Brent Cox (2003-05)	24
4.	Austin Wood (2006-09)	23
5.	Chance Ruffin (2008-10)	19
	Charlie Thames (2000)	19
	Eric French (1995-97)	19
8.	Mike Hamer (1980-81)	18
9.	Chris Gaskill (1989-92)	17
10.	Randy Boone (2004-07)	16

### APPEARANCES

1.	Austin Wood (2006-09)	118
2.	Randy Boone (2004-07)	106
	J. Brent Cox (2003-05)	106
4.	Huston Street (2002-04)	105
5.	Jay Vaught (1991-94)	94
6.	Buck Cody (2002-05)	93
7.	Chris Gaskill (1989-92)	86
8.	Chance Ruffin (2008-10)	85
9.	Cole Green (2008-11)	82
10.	Stayton Thomas (2008-11)	80

### STARTS

1.	Justin Simmons (2001-04)	66
	Richard Wortham (1973-76)	66
3.	Cole Green (2008-11)	59
4.	Kirk Dressendorfer (1988-90)	57
5.	Greg Swindell (1984-86)	50
6.	Adrian Alaniz (2005-07)	49
	Kyle McCulloch (2004-06)	49
8.	Brooks Kieschnick (1991-93)	48
9.	Keith Creel (1978-80)	46
10.	Taylor Jungmann (2009-11)	45

### COMPLETE GAMES

1.	Richard Wortham (1973-76)	34
2.	Kirk Dressendorfer (1988-90)	33
3.	Greg Swindell (1984-86)	32
4.	Keith Creel (1978-80)	24
	Burt Hooton (1969-71)	24
6.	James Street (1968-70)	21
7.	Roger Clemens (1982-83)	20
	Kem Wright (1976-79)	20
	Ron Roznovsky (1972-73)	20
10.	Calvin Schiraldi (1982-83)	19

### SHUTOUTS

1.	Greg Swindell (1984-86)	14 (NCAA record)
2.	Burt Hooton (1969-71)	13
3.	Richard Wortham (1973-76)	12
4.	Bus Gillett* (1918-22)	9
5.	Bobby Layne* (1944, 46-48)	8
	Jim Gideon (1973-75)	8
7.	Brooks Kieschnick (1991-93)	7
	Calvin Schiraldi (1981-83)	7
9.	Roger Clemens (1982-83)	6
	Dick Bailey* (1913-15)	6

### INNINGS PITCHED

1.	Richard Wortham (1973-76)	456.2
2.	Greg Swindell (1984-86)	440.0
3.	Kirk Dressendorfer (1988-90)	429.2
4.	Cole Green (2008-11)	386.0
5.	Justin Simmons (2001-04)	376.1
6.	Taylor Jungmann (2009-11)	355.2
7.	Brooks Kieschnick (1991-93)	345.0
8.	Keith Creel (1978-80)	343.2
9.	Bobby Layne* (1944, 46-48)	322.1
10.	Jay Vaught (1991-94)	318.2





# TEXAS BASEBALL



## Yearly Statistics Leaders

### BATTING AVERAGE

(min. 2 AB per team game)

Year	Player/Position	Average
1920	Bibb Falk, P/1B	.400
1921	Maxey Hart, C	.438
1922	Jim Nowlin, 2B	.413
1923	Ed Carson, 1B	.386
1924	Heinie Odom, SS	.490
1925	Howard Williamson, OF	.475
1926	Howard Williamson, OF	.486
1927	W.B. Hooton, OF	.400
1928	Not Available	
1929	Tom Hughes, OF	.441
1930	O.O. Lewis, OF	.388
1931	Ernie Koy, OF	.324
1932	Not Available	
1933	E.J. Gannon, OF	.419
1934	Pat Ankenman, SS	.408
1935	Lloyd Rigby, SS	.425
1936	Luke Winborn, SS	.438
1937	Not Available	
1938	Bob Evans, OF	.381
1939	Charles Haas, OF	.431
1940	Not Available	
1941	Pete Layden, OF	.397
1942	Grady Hatton, SS	.410
1943	Bob Campbell, OF	.385
1944	Jack Avinger, C	.385
1945	Zeke Wilemon, OF	.451
1946	Ransom Jackson, 3B	.388
1947	Ransom Jackson, 3B	.330
1948	Chick Zomlefer, SS	.367
1949	Tom Hamilton, 1B	.417
1950	Kal Segrist, 2B	.366
1951	Chile Bigham, 1B	.386
1952	Joe Tanner, SS	.378
1953	Travis Eckert, OF	.357
1954	Frank Brock, OF	.329
1955	Tommy Snow, 1B	.343
1956	Woody Woodman, 2B	.310
1957	Jerry Good, 3B	.346
1958	Woody Woodman, 2B	.413
1959	Roy Enderlin, SS	.340
1960	Wayne McDonald, OF	.365
1961	Chuck Knutson, OF	.378
1962	Pat Rigby, 2B	.371
1963	Butch Thompson, 1B	.355
1964	Buddy Young, 1B	.379
1965	Joe Hague, OF	.343
1966	Don Johnson, 2B	.353
1967	Bob Snoddy, 1B	.357
1968	Pat Brown, OF	.314
1969	David Hall, 3B	.396
1970	David Chalk, 3B	.354
1971	John Langerhans, 1B/P	.413
1972	Bill Berryhill, C	.366
1973	Keith Moreland, 3B	.349
1974	Keith Moreland, 3B	.399
1975	Keith Moreland, 3B	.410
1976	Charles Proske, OF	.335
1977	Jerry Jones, OF	.353
1978	Joe Bruno, OF	.348
1979	Joe Bruno, OF	.350
1980	Chris Campbell, 1B	.374
1981	Burk Goldthorn, C	.354
1982	Tracy Dophied, OF	.343
1983	Jose Tolentino, 1B	.347
1984	David Denny, 3B	.343
1985	Dennis Cook, OF	.364
1986	Bobby Behnsch, 1B	.337
1987	Brian Cisarik, 1B	.429

### BATTING AVERAGE (cont.)

1988	Mike Patrick, DH	.398
1989	Scott Bryant, DH	.386
1990	Lance Jones, OF	.380
1991	Brooks Kieschnick, P/DH	.358
1992	Calvin Murray, OF	.351
1993	Braxton Hickman, 1B	.385
1994	Tony Vasut, 2B	.347
1995	MacGregor Byers, 3B	.379
1996	Kip Harkrider, SS	.381
1997	Kip Harkrider, SS	.376
1998	Jason Cox, C	.335
1999	Jason Cox, C/OF	.332
2000	Ben Emond, OF	.369
2001	Omar Quintanilla, IF	.367
2002	Dustin Majewski, OF	.401
2003	Dustin Majewski, OF	.391
2004	Curtis Thigpen, C/1B	.378
2005	Seth Johnston, SS	.378
2006	Carson Kainer, OF	.364
2007	Chance Wheelless, 1B	.376
2008	Russell Moldenhauer, OF/DH	.355
2009	Brandon Belt, 1B	.323
2010	Tant Shepherd, 1B	.337
2011	Erich Weiss, 3B	.348
2012	Erich Weiss, 3B	.350
2013	Mark Payton, OF	.393

### HITS

Year	Player/Position	Hits
1959	Pete Embry, P	27
	Wayne McDonald, OF	27
1960	Roy Menge, OF	33
1961	Pat Rigby, IF	43
1962	Pat Rigby, IF	43
1963	Bill Bethea, SS	41
1964	Ed Kasper, 3B	28
1965	Gary Moore, OF/P	33
1966	Don Johnson, 2B	42
1967	Bob Snoddy, 1B	35
1968	Pat Brown, OF	37
1969	David Hall, 3B	57
1970	John Langerhans, 1B	56
1971	David Chalk, 3B	70
1972	Mike Markl, 2B	68
1973	Keith Moreland, 3B	73
1974	Keith Moreland, 3B	103
1975	Keith Moreland, 3B	98
1976	Charles Proske, OF	67
1977	Wendell Hibbett, OF	63
1978	Joe Bruno, OF	62
1979	Terry Salazar, 1B	73
1980	Chris Campbell, 1B	82
1981	Spike Owen, SS	80
1982	Randy Day, 1B	78
1983	Jose Tolentino, 1B	67
1984	David Denny, 3B	69
1985	Bill Bates, 2B	101
1986	Bobby Behnsch, 1B	69
1987	Brian Cisarik, 1B	106
1988	Mike Patrick, DH	106
1989	Scott Bryant, DH/P	107
1990	Lance Jones, OF	95
1991	Scott Pugh, 1B	82
1992	Calvin Murray, OF	94
1993	Braxton Hickman, 1B	97
1994	Shea Morenz, OF	75
1995	Shea Morenz, OF	76
1996	Kip Harkrider, SS	99
1997	Kip Harkrider, SS	76
1998	Mike Cridland, OF	66
1999	Jason Cox, C/OF	86
2000	Tommy Nicholson, 2B	99
2001	Ryan Hubele, UT	77
2002	Tim Moss, 2B	112
2003	Dustin Majewski, OF	107
2004	Curtis Thigpen, C/1B	105
2005	Seth Johnston, SS	115
2006	Carson Kainer, OF	84
2007	Chance Wheelless, 1B	89
2008	Michael Torres, 2B/DH	85
2009	Travis Tucker, 2B	79
2010	Tant Shepherd, 1B	83
2011	Brandon Loy, SS	92
2012	Erich Weiss, 3B	71
2013	Mark Payton, OF	70

### DOUBLES

Year	Player/Position	Doubles
1959	Bart Shirley, SS	5
1960	Bart Shirley, SS	8
1961	Chuck Knutson, OF	7
	David Skinner, 3B/OF	7
1962	David Skinner, 3B/OF	10
1963	Bill Bethea, SS	10
1964	William Denman, IF	12
1965	William Denman, IF	9
1966	James Scheschuk, C	12
1967	Robert Snoddy, 1B	9
1968	George Nauert, OF	6
	Robert Snoddy, 1B	6
1969	David Hall, 3B	17
1970	John Langerhans, 1B	13
1971	John Langerhans, 1B/P	15
1972	Mike Markl, 2B	14
1973	Bill Berryhill, C	12
1974	Keith Moreland, 3B	25
1975	Rick Bradley, C	17
	Keith Moreland, 3B	17
1976	Gary Pyka, 2B	10
1977	Wendell Hibbett, OF	13
1978	Joe Bruno, OF	8
	Andre Robertson, 2B	8
1979	Keith Walker, DH	21
1980	Chris Campbell, 1B	11
	Quin Lloyd, OF	11
1981	Burk Goldthorn, C	23
1982	Randy Day, 1B	29
1983	Jose Tolentino, 1B	28
1984	David Denny, IF/OF	29
1985	David Denny, OF	26
1986	Scott Coolbaugh, OF	20
1987	Brian Cisarik, 1B	21
1988	Mike Patrick, DH	27
1989	Scott Bryant, DH/P	32
1990	David Tollison, 2B	21
1991	Scott Pugh, 1B	22
1992	Brooks Kieschnick, DH/P	20
1993	Brooks Kieschnick, DH/P	27
1994	Stephen Larkin, 1B	14
1995	Shea Morenz, OF	22
1996	Danny Peoples, 1B	18
1997	Brett Loeffler, OF	19
1998	Mark Cridland, OF	20
1999	Jason Moore, SS	24
2000	Jeff Ontiveros, 1B	22
2001	Omar Quintanilla, IF	22
2002	Ryan Hubele, C	22
2003	Omar Quintanilla, IF	29
2004	Curtis Thigpen, C/1B	28
2005	Taylor Teagarden, C	22
2006	Carson Kainer, OF	25
2007	Preston Clark, C	17
	Bradley Suttle, 3B	17
	Jordan Danks, OF	17
2008	Jordan Danks, OF	22
2009	Brandon Belt, 1B	17
	Kevin Keyes, OF	17
2010	Tant Shepherd, 1B	19
2011	Brandon Loy, SS	23
2012	Erich Weiss, 3B	17
2013	Mark Payton, OF	11



## Yearly Statistics Leaders

TRIPLES			TRIPLES (cont.)			HOME RUNS (cont.)			RBI		
Year	Player/Position	Triples	Year	Player/Position	Triples	Year	Player/Position	Home Runs	Year	Player/Position	RBI
1959	Jay Arnette, OF	2	2012	Erich Weiss, 3B	4	2009	Cameron Rupp, C	11	1959	Paul Hyatt, SS/OF	15
1960	Pat Rigby, 3B	3		Mark Payton, OF	4	2010	Kevin Keyes, OF	15	1960	Roy Menge, OF	40
1961	David Skinner, IF/OF	3	2013	Mark Payton, OF	8	2011	Tant Sheherd, 1B	5	1961	Phil Hipps, 2B	45
1962	Pat Rigby, IF	3				2012	Jonathan Walsh, OF	6	1962	Chuck Knutson, OF	32
1963	James Clark, IF	4				2013	Ben Johnson, OF	3	1963	Butch Thompson, 1B/C	38
1964	Forrest Boyd, SS	2							1964	Ward Summers, OF	16
1965	Don Johnson, IF	2							1965	Joe Hague, OF	23
1966	Joe Gideon, OF	2							1966	Joe Gideon, OF	21
1967	George Nauert, OF	4							1967	Bob Snoddy, 1B	22
1968	Tommy Harmon, C	2							1968	Tommy Harmon, C	21
1969	David Chalk, 3B	5							1969	David Hall, 3B	39
1970	David Hall, 3B	4							1970	John Langerhans, 1B	47
1971	David Chalk, 3B	5							1971	John Langerhans, 1B/P	60
1972	David Chalk, 3B	6							1973	Rick Burley, 1B	54
1973	Bill Berryhill, C	4							1972	Bill Berryhill, OF/C/1B	41
1974	Rick Bradley, C	5							1974	Keith Moreland, 3B	72
	David Reeves, OF	5							1975	Keith Moreland, 3B	69
1975	Gary Pyka, 2B	8							1976	Karl Pagel, OF	43
1976	Charles Proske, OF	4								Mickey Reichenbach, 1B	43
	Gary Pyka, 2B	4								Mickey Reichenbach, 1B	50
1977	Bob Kearney, C	3							1978	Terry Salazar, 1B/DH	46
	Charles Proske, OF	3							1979	Terry Salazar, 1B	59
	Mickey Reichenbach, 1B	3							1980	Chris Campbell, 1B	71
	Ricky Thompson, 3B	3							1981	Chris Campbell, 1B	65
1978	Mark Chelette, SS	4							1982	Randy Day, 1B	60
1979	Ron Gardenhire, SS	9							1983	Jose Tolentino, 1B	73
1980	Chris Campbell, 1B	5							1984	Jamie Doughty, SS	78
	Ricky Nixon, DH	5							1985	David Denny, 3B/OF	99
	Spike Owen, SS	5							1986	Jay Searcy, 3B	73
1981	Spike Owen, SS	5							1987	Scott Coolbaugh, OF	80
1982	Tracy Dophied, OF	4							1988	Mike Patrick, DH	69
	Spike Owen, SS	4							1989	Scott Bryant, DH/OF/P	112
1983	Mike Brumley, SS	5							1990	David Tollison, 2B	69
	Jeff Hearron, C	5							1991	Brooks Kieschnick, DH/P	66
1984	Bill Bates, 2B	4							1992	Brooks Kieschnick, DH/P	68
	David Denny, 3B	4							1993	Brooks Kieschnick, DH/P	81
	Russell Richards, 1B	4							1994	Shea Morenz, OF	53
	Elanis Westbrook, OF	4							1995	Kip Harkrider, SS	95
1985	Bill Bates, 2B	13							1996	Danny Peoples, 1B	86
1986	Doug Hodo, OF	5							1997	Mark Cridland, OF	53
1987	Brian Cisarik, 1B	6							1998	Mark Cridland, OF	63
1988	Brian Cisarik, 1B	8							1999	Jeff Ontiveros, 1B	55
1989	Steve Bethea, SS	5							2000	Jeff Ontiveros, 1B	67
	David Lowery, 1B	5							2001	Ben King, OF	49
1990	Lance Jones, OF	7							2002	Jeff Ontiveros, 1B	59
1991	Shane Halter, SS	8							2003	Dustin Majewski, OF	85
1992	Calvin Murray, OF	5							2004	Seth Johnston, 2B	51
1993	Stephen Larkin, 1B	5								Taylor Teagarden, C	51
1994	Stephen Larkin, 1B	4								Curtis Thigpen, C/1B	51
	Tony Vasut, 2B	4							2005	Seth Johnston, SS	66
1995	Kip Harkrider, SS	5							2006	Carson Kainer, OF	66
1996	Kip Harkrider, SS	5							2007	Kyle Russell, OF	71
	Danny Peoples, 1B	5							2008	Brandon Belt, 1B	65
	Trey Salinas, 3B	5							2009	Kevin Keyes, OF	46
1997	Kip Harkrider, SS	5								Cameron Rupp, C	46
1998	Jason Moore, SS	5							2010	Kevin Keyes, OF	59
1999	Jason Cox, C/OF	8							2011	Erich Weiss, 3B	45
2000	Ben Emond, OF	3							2012	Erich Weiss, 3B	38
2001	Ben King, OF	5							2013	Mark Payton, OF	29
2002	Tim Moss, 2B	7								C.J. Hinojosa, SS	29
2003	Tim Moss, 2B	9									
2004	Ryan Russ, OF	4									
2005	Seth Johnston, SS	5									
2006	Jordan Danks, OF	5									
2007	Kyle Russell, OF	5									
2008	Jordan Danks, OF	7									
2009	Brandon Belt, 1B	3									
2010	Connor Rowe, OF	3									
2011	Erich Weiss, 3B	7									



# TEXAS BASEBALL



## Yearly Statistics Leaders

### STOLEN BASES

Year	Player/Position	Stolen Bases
1963	Bill Bethea, SS	11
1964	Ron Bandy, OF	2
	Ed Denman, 2B	2
	Joe Gideon, OF	2
	Ed Kasper, 3B	2
1965	Forrest Boyd, SS	2
1966	Not Available	
1967	Not Available	
1968	Not Available	
1969	Not Available	
1970	Lou Bagwell, SS	22
1971	David Chalk, 3B	12
1972	Not Available	
1973	Rudy Jaramillo, OF	12
1974	Terry Pyka, OF	23
1975	Mike Anderson, OF	21
1976	Steve Day, SS	16
1977	Jerry Jones, OF	27
1978	Joe Bruno, OF	27
1979	Joe Bruno, OF	33
1980	Spike Owen, SS	27
1981	Spike Owen, SS	29
1982	Mike Brumley, OF/3B	43
1983	Mike Brumley, SS	31
1984	Bill Bates, 2B	36
1985	Bill Bates, 2B	34
1986	Coby Kerlin, SS	29
1987	Doug Hodo, OF	14
1988	Rusty Crockett, OF	30
1989	Lance Jones, OF	26
1990	Calvin Murray, OF	49
1991	Calvin Murray, OF	43
1992	Calvin Murray, OF	47
1993	Darrick Duke, OF	8
1994	Wylie Campbell, SS/2B	21
	Jose Flores, 2B/3B	21
	Stephen Larkin, OF	21
1995	Wylie Campbell, 2B	32
1996	Wylie Campbell, 2B	43
1997	Brett Loeffler, OF	13
1998	Mark Cridland, OF	19
1999	Jason Cox, C/OF	16
2000	Todd West, SS	23
2001	Ben King, OF	16
2002	Tim Moss, 2B	40
2003	Dustin Majewski, OF	21
	Tim Moss, 2B	21
	Eric Sultemeier, OF	21
2004	Drew Stubbs, OF	28
2005	Drew Stubbs, OF	32
2006	Drew Stubbs, OF	26
2007	Travis Tucker, 2B	21
2008	Travis Tucker, 2B	22
2009	Brandon Belt, 1B	15
2010	Jordan Etier, 2B	14
	Kevin Keyes, OF	14
	Tant Shepherd, 1B	14
	Cohl Walla, OF	14
2011	Brandon Loy, SS	19
2012	Jonathan Walsh, OF	12
2013	Weston Hall, OF	11
	Taylor Stell, OF	11

### WINS

Year	Pitcher	Victories
1959	Elmer Rod	6
1960	Tom Belcher	7
	Bob Callaway	7
1961	Tom Belcher	17
1962	Tom Belcher	16
1963	Bob Myer	17
1964	Bob Myer	13
1965	John Collier	12
1966	Gary Moore	15
1967	Tommy Moore	9
1968	James Street	9
1969	Burt Hooton	12
	James Street	12
1970	Burt Hooton	12
1971	Burt Hooton	11
1972	Ron Roznovsky	11
1973	Ron Roznovsky	14
1974	Jim Gideon	19
1975	Jim Gideon	17
1976	Richard Wortham	14
1977	Don Kainer	15
1978	Keith Creel	12
1979	Jerry Don Gleaton	13
1980	Keith Creel	16
1981	Tony Arnold	17
1982	Calvin Schiraldi	13
1983	Calvin Schiraldi	14
1984	Greg Swindell	14
1985	Greg Swindell	19
1986	Mark Petkovsek	12
1987	Mark Petkovsek	15
1988	Kirk Dressendorfer	15
	Eric Stone	15
1989	Kirk Dressendorfer	18
1990	Kirk Dressendorfer	12
1991	Scott Harrison	10
1992	Scott Harrison	11
	Brooks Kieschnick	11
1993	Brooks Kieschnick	16
1994	J.D. Smart	11
1995	J.D. Smart	14
1996	Jake O'Dell	7
1997	Chris Speerstra	7
1998	Frank Halter	7
1999	D.J. Jones	10
2000	Beau Hale	12
	D.J. Jones	12
2001	Albert Montes	7
	Justin Simmons	7
2002	Justin Simmons	16
2003	J.P. Howell	10
2004	J.P. Howell	15
2005	Kyle McCulloch	12
2006	Kyle McCulloch	8
2007	Adrian Alaniz	12
2008	Chance Ruffin	8
2009	Taylor Jungmann	11
2010	Brandon Workman	12
2011	Taylor Jungmann	13
2012	Hoby Milner	7
2013	Dillon Peters	6

### EARNED RUN AVERAGE

<i>(min. 1 IP per team game)</i>		
Year	Pitcher	ERA
1959	Elmer Rod	2.84
1960	Bob Callaway	2.60
1961	David Burleson	2.79
1962	Tom Belcher	1.84
1963	Bob Myer	2.71
1964	Bob Myer	2.27
1965	John Collier	1.85
1966	Gary Moore	2.21
1967	Tommy Moore	2.23
1968	James Street	2.58
1969	Burt Hooton	0.88
1970	Larry Hardy	1.36
1971	Burt Hooton	1.11
1972	Ron Roznovsky	1.47
1973	Rick Burley	1.55
1974	Jim Gideon	2.32
1975	Jim Gideon	1.80
1976	Don Kainer	2.03
1977	Don Kainer	1.94
1978	Keith Walker	1.09
1979	Jerry Don Gleaton	1.94
1980	Keith Creel	2.44
1981	Tony Arnold	2.84
1982	Kirk Killingsworth	0.80
1983	Calvin Schiraldi	1.74
1984	Greg Swindell	2.04
1985	Greg Swindell	1.67
1986	Greg Swindell	2.12
1987	John Morton	2.38
1988	Kirk Dressendorfer	2.26
1989	Kirk Dressendorfer	2.35
1990	Mike Bradley	2.87
1991	Brooks Kieschnick	2.58
1992	Scott Harrison	2.90
1993	Brooks Kieschnick	3.25
1994	Ryan Kjos	3.03
1995	Jake O'Dell	3.77
1996	Jake O'Dell	4.15
1997	Scott Dunn	3.88
1998	Scott Dunn	4.95
1999	D.J. Jones	4.73
2000	Charlie Thames	2.22
2001	Albert Montes	2.67
2002	Justin Simmons	2.52
2003	Huston Street	1.33
2004	J.P. Howell	2.13
2005	J. Brent Cox	1.73
2006	Kyle McCulloch	3.61
2007	Randy Boone	2.52
2008	Chance Ruffin	1.96
2009	Taylor Jungmann	2.00
2010	Chance Ruffin	1.11
2011	Taylor Jungmann	1.60
2012	Corey Knebel	2.08
2013	Dillon Peters	1.97

### INNINGS PITCHED

Year	Pitcher	Innings Pitched
1959	Elmer Rod	72.2
1960	Bob Callaway	69.1
1961	Bob Callaway	86.0
1962	Tom Belcher	122.1
1963	Bob Myer	122.2
1964	Bob Myer	95.1
1965	John Collier	87.1
1966	Gary Moore	110.0
1967	Tommy Moore	92.2
1968	James Street	104.2
1969	Burt Hooton	102.0
1970	Burt Hooton	66.0
1971	Burt Hooton	97.1
1972	Ron Roznovsky	110.1
1973	Ron Roznovsky	125.1
1974	Richard Wortham	121.2
1975	Jim Gideon	124.2
1976	Richard Wortham	131.2
1977	Don Kainer	130.0
1978	Keith Creel	92.1
1979	Keith Creel	111.1
	Jerry Don Gleaton	111.1
1980	Keith Creel	140.0
1981	Tony Arnold	145.2
1982	Roger Clemens	108.2
1983	Roger Clemens	166.0
1984	Greg Swindell	132.1
1985	Greg Swindell	172.0
1986	Greg Swindell	135.2
1987	Curt Krippner	151.1
1988	Kirk Dressendorfer	135.2
1989	Kirk Dressendorfer	168.2
1990	Kirk Dressendorfer	125.1
1991	Scott Harrison	104.1
1992	Brooks Kieschnick	115.0
1993	Brooks Kieschnick	149.2
1994	Ryan Kjos	110.0
1995	J.D. Smart	136.2
1996	Jake O'Dell	117.0
1997	Kendal Adare	88.2
1998	Scott Dunn	109.0
1999	D.J. Jones	121.2
2000	Beau Hale	145.1
2001	Gerrit Simpson	121.1
2002	Justin Simmons	128.1
2003	J.P. Howell	114.1
2004	J.P. Howell	135.1
2005	Kyle McCulloch	138.2
2006	Kyle McCulloch	109.2
2007	James Russell	109.2
2008	Austin Wood	85.1
2009	Chance Ruffin	124.2
2010	Taylor Jungmann	120.0
2011	Taylor Jungmann	141.0
2012	Corey Knebel	73.2
2013	Dillon Peters	86.2



## Yearly Statistics Leaders

### STRIKEOUTS

Year	Pitcher	Strikeouts
1959	Bob Sudderth	49
1960	Bob Callaway	38
	Tom Belcher	38
1961	Bob Callaway	65
	Tom Belcher	65
1962	Tom Belcher	96
1963	Bob Myer	102
1964	Bob Myer	72
1965	Gary Moore	80
1966	Gary Moore	98
1967	Tommy Moore	77
1968	James Street	125
1969	Burt Hooton	136
1970	James Street	69
1971	Burt Hooton	153
1972	Ron Roznovsky	107
1973	Ron Roznovsky	126
1974	Richard Wortham	135
1975	Jim Gideon	109
1976	Richard Wortham	141
1977	Tony Brizzolara	121
1978	Keith Creel	73
1979	Jerry Don Gleaton	121
1980	Keith Creel	91
1981	Tony Arnold	72
1982	Roger Clemens	90
1983	Roger Clemens	151
1984	Greg Swindell	117
1985	Greg Swindell	204
1986	Greg Swindell	180
1987	Curt Krippner	147
1988	Eric Stone	140
1989	Kirk Dressendorfer	176
1990	Kirk Dressendorfer	152
1991	Scott Harrison	71
1992	Brooks Kieschnick	81
1993	Brooks Kieschnick	126
1994	Ryan Kjos	128
1995	J.D. Smart	109
1996	Jake O'Dell	82
1997	Kendal Adare	41
1998	Scott Dunn	72
1999	Scott Dunn	97
2000	Beau Hale	129
2001	Gerrit Simpson	128
2002	Alan Bomer	82
	Brad Halsey	82
2003	J.P. Howell	105
2004	J.P. Howell	166
2005	Kyle McCulloch	99
2006	Kyle McCulloch	82
2007	Adrian Alaniz	91
	James Russell	91
2008	Chance Ruffin	82
2009	Chance Ruffin	115
2010	Taylor Jungmann	129
2011	Taylor Jungmann	126
2012	Corey Knebel	68
	Hoby Milner	68
2013	Nathan Thornhill	60

### SAVES

Year	Pitcher	Saves
1979	Jim Acker	2
	Keith Creel	2
1980	Mike Hamer	6
1981	Mike Hamer	12
1982	Kirk Killingsworth	6
1983	Kirk Killingsworth	7
1984	Eric Boudreaux	6
1985	Mark Petkovsek	3
	Mike Poehl	3
	Greg Swindell	3
1986	Greg Swindell	7
1987	John Morton	4
1988	Eric Stone	3
1989	Chris Gaskill	7
1990	Chris Gaskill	7
1991	Rodney Pedraza	7
1992	Doug Pettit	4
1993	Brooks Kieschnick	3
1994	J.D. Smart	5
1995	Brian Cravey	7
1996	Eric French	9
1997	Eric French	10
1998	Curt Kautsch	2
1999	Phil Seibel	5
2000	Charlie Thames	19
2001	Brantley Jordan	3
2002	Huston Street	14
2003	Huston Street	15
2004	Huston Street	12
2005	J. Brent Cox	19
2006	Austin Wood	7
2007	Randy Boone	14
2008	Cole Green	3
	Chance Ruffin	3
	Stayton Thomas	3
2009	Austin Wood	15
2010	Chance Ruffin	14
2011	Corey Knebel	19
2012	Corey Knebel	9
2013	Corey Knebel	9



# TEXAS BASEBALL



## Monster Shots

Since the opening of UFCU Disch-Falk Field in 1975, only 36 players have cleared the 20-foot high "Monster" in straightaway centerfield, 400 feet from home plate, a total of 41 times. Below is a list of those who have hit the ball out of the deepest part of UFCU Disch-Falk Field.

NAME	POSITION	SCHOOL	DATE	OPPONENT
1. Kevin McReynolds	OF	Arkansas	May 17, 1981	Houston^
2. Ron Henika	3B	Oral Roberts	Feb. 28, 1983	Texas
3. Jeff Hearron	C	Texas	Apr. 30, 1983	Houston
4. Randy Foyt	2B	Texas Wesleyan	Mar. 18, 1984	Texas
5. Dodd Johnson	3B	Texas	Apr. 2, 1985	Lubbock Christian
6. Dodd Johnson	3B	Texas	May 12, 1985	New Orleans
7. Bobby Behnsch	1B/DH	Texas	Mar. 16, 1986	Southwestern Louisiana
8. John Hernandez	CF	Emporia State	Mar. 16, 1987	Texas
9. Andy Skeels	C	Arkansas	May 15, 1987	Texas A&M^
10. Steve Bethea	2B	Texas	Feb. 21, 1988	UT Arlington
11. Brian Johnson	C	Texas	Mar. 16, 1988	Emporia State
12. Brian Johnson	C	Texas	Mar. 22, 1988	Cornell
13. Brian Cisarik	1B	Texas	Apr. 22, 1988	Texas A&M
14. John Hairston	DH	Southern	May 26, 1988	Texas+
15. Scott Bryant	DH	Texas	Apr. 1, 1989	Rice
16. Jeromy Burnitz	OF	Oklahoma State	May 26, 1989	Sam Houston State+
17. Rodd Hairston	1B	Stephen F. Austin	Apr. 3, 1991	Texas
18. Todd Stevenson	CF	Arizona State	Feb. 21, 1992	Texas
19. Pat O'Hara	DH	Pepperdine	Feb. 18, 1994	Texas
20. Damon Minor	DH	Oklahoma	May 29, 1994	Texas+
21. Josh Bard	C	Texas Tech	Mar. 9, 1997	Texas
22. Charley Carter	1B	Texas	Mar. 23, 1997	Kansas State
23. Mark Cridland	RF	Texas	Mar. 29, 1998	Rice
24. Matt McDonough	DH	Iowa State	Apr. 11, 1998	Texas
25. Greg Porter	DH	Texas A&M	May 1, 1999	Texas
26. Jeff Ontiveros	1B	Texas	May 7, 2000	Nebraska
27. Ryan Hubele	C	Texas	Feb. 19, 2002	UT San Antonio
28. Jeff Ontiveros	1B	Texas	Mar. 24, 2002	UT Pan American
29. Brian Hirschberg	RF	Bucknell	May 31, 2003	Arkansas+
30. Drew Stubbs	OF	Texas	Feb. 29, 2004	San Diego State
31. Travis Metcalf	3B	Kansas	May 9, 2004	Texas
32. Taylor Teagarden	C	Texas	June 11, 2004	Vanderbilt&
33. Drew Stubbs	OF	Texas	June 12, 2004	Vanderbilt&
34. Jon Still	DH	N.C. State	June 4, 2006	Texas+
35. Preston Clark	C	Texas	Feb. 23, 2007	Washington State
36. Kyle Russell	RF	Texas	Mar. 30, 2007	Oklahoma
37. Kevin Keyes	LF	Texas	Mar. 28, 2008	Nebraska
38. Kyle Russell	RF	Texas	Apr. 20, 2008	Oklahoma State
39. Rebel Ridling	1B	Oklahoma State	Apr. 20, 2008	Texas
40. Joey Henshaw	DH	Army	May 31, 2009	Texas+
41. Cameron Rupp	OF	Texas	April 24, 2010	Oklahoma State

^ = Southwest Conference Tournament    + = NCAA Regional    & = NCAA Super Regional



## Team Season Records

### GAMES (total)

1.	80	1983
2.	78	1985
3.	74	1984
	74	1981
5.	73	2004
6.	72	2005
	72	2002
	72	1989
	72	1987
10.	71	2003

### VICTORIES (OVERALL)

1.	66	1983
2.	64	1985
3.	62	1981
4.	61	1987
	61	1979
6.	60	1984
7.	59	1982
	59	1975
9.	58	2004
	58	1988

### LOSSES (OVERALL)

1.	32	1998
2.	26	2001
	26	1999
4.	24	2013
	24	1996
6.	22	2012
	22	2008
	22	1997
9.	21	2006
	21	2000
	21	1994

### WIN. PCT. (OVERALL)

1.	.967	1924	29-1
2.	.909	1948	20-2
3.	.908	1975	59-6
4.	.894	1982	59-7
5.	.885	1899	11-1-1
6.	.884	1979	61-8
7.	.877	1973	50-7
8.	.875	1960	21-3
9.	.871	1975	54-8
10.	.870	1969	40-6

### GAMES (collegiate)

1.	80	1983
2.	78	1985
3.	74	1984
	74	1981
5.	73	2004
6.	72	2005
	72	2002
	72	1989
	72	1987
10.	70	2003
	70	1988

### VICTORIES (COLLEGIATE)

1.	66	1983
2.	64	1985
3.	61	1987
	61	1981
5.	60	1984
6.	59	1982
7.	58	2004
	58	1988
9.	57	2002
10.	56	2005

### LOSSES (COLLEGIATE)

1.	32	1998
2.	26	2001
	26	1999
4.	24	2013
	24	1996
6.	22	2012
	22	2008
	22	1997
9.	21	2006
	21	2000
	21	1994

### WIN. PCT. (COLLEGIATE)

1.	.966	1924	28-1
2.	.947	1948	18-1
3.	.944	1918	17-1
	.944	1899	8-0-1
5.	.932	1919	20-1-1
6.	.917	1945	11-1
7.	.908	1982	59-6
8.	.905	1947	19-2
	.905	1946	19-2
10.	.903	1975	56-6

### AT BATS

1.	2,512	1985	78 GM
2.	2,491	2002	72
3.	2,441	2004	73
4.	2,437	1983	80
5.	2,432	2005	72
6.	2,416	1989	72
7.	2,405	1984	74
8.	2,357	1987	72
9.	2,339	2003	70
10.	2,315	1988	70

*At Bats per game:*  
36.57 (1946 - 768/12)

### RUNS

1.	663	1985	78
2.	615	1984	74
3.	614	1988	70
4.	610	1989	72
	610	1987	72
6.	579	1983	80
7.	567	1981	73
8.	548	1996	63
9.	545	1993	67
10.	524	1990	68

*Runs per game:*  
9.79 (1960 - 235/24)

### HITS

1.	785	1985	78
2.	758	2002	72
3.	752	1987	72
4.	746	1984	74
5.	734	2005	72
6.	733	1988	70
7.	732	1983	80
8.	729	1989	72
9.	719	1990	68
10.	709	2003	70

*Hits per game:*  
11.10 (1946 - 233/21)

### RUNS BATTED IN

1.	597	1985	78
2.	549	1989	72
3.	548	1984	74
4.	542	1988	70
5.	538	1987	72
6.	512	1981	73
7.	507	1983	80
8.	495	1996	63
9.	487	1993	67
10.	484	1974	62

*RBI per game:*  
8.67 (1961 - 260/30)

### DOUBLES

1.	177	1989	72
2.	172	1988	70
3.	164	2002	72
4.	161	1984	74
5.	157	1987	72
6.	154	1985	78
7.	148	1993	67
8.	142	1983	80
9.	140	2001	62
	140	1999	62
	140	1990	68

*Doubles per game:*  
2.46 (1989 - 177/72)

### TRIPLES

1.	51	1975	62
2.	42	1979	63
3.	41	1985	78
4.	37	2003	70
	37	1996	63
6.	36	1980	66
7.	35	1989	72
8.	34	1991	66
9.	33	1994	64
	33	1987	72
	33	1983	80

*Triples per game:*  
0.82 (1975 - 51/62)

### HOME RUNS

1.	81	2010	63
2.	69	2007	63
3.	68	2002	72
4.	67	1988	70
5.	66	1986	65
	66	1974	62
7.	64	1984	74
8.	63	1987	67
9.	60	2008	61
	60	1996	63

*Home Runs per game:*  
1.29 (1961 - 81/63)

### TOTAL BASES

1.	1,186	2002	72
2.	1,180	1985	78
3.	1,170	1988	70
4.	1,164	1987	72
5.	1,163	1984	74
6.	1,150	1989	72
7.	1,093	2003	70
8.	1,077	2005	72
9.	1,060	1996	63
10.	1,058	2007	63

*Total Bases per game:*  
16.87 (1961 - 506/30)



## Team Season Records

### BATTING AVG.

1.	.325	1975
2.	.3194	1987
3.	.3192	1974
4.	.318	1990
5.	.3173	1996
6.	.3166	1988
7.	.3157	2007
8.	.3155	1995
9.	.314	1997
10.	.3126	1971

### SLUGGING %

1.	.508	1974
2.	.505	1988
3.	.4993	2007
4.	.4985	1997
5.	.495	1996
6.	.494	1987
7.	.493	1961
8.	.484	1984
9.	.482	1975
10.	.479	2008

### BASES ON BALLS

1.	548	1985	78
2.	525	1981	73
3.	490	1989	72
4.	488	1983	80
5.	483	1993	67
6.	465	1980	66
7.	455	1987	72
8.	439	1994	64
	439	1988	70
10.	422	1982	66

*Bases On Balls per game:*  
8.77 (1961 - 263/30)

### STRIKEOUTS

1.	482	2010	63
2.	461	2004	73
3.	444	2003	70
4.	431	2005	72
5.	428	2002	72
6.	397	1998	56
7.	392	2009	67
8.	390	1999	62
	390	1994	64
10.	387	2006	62

*Strikeouts per game:*  
7.65 (2010 - 482/63)

### STOLEN BASES

1.	173	1982	65
2.	166	1990	68
3.	132	1988	70
4.	126	1987	72
5.	121	2003	70
6.	120	1992	65
7.	117	1994	64
8.	114	2004	73
9.	113	1981	73
10.	112	1989	72

*Stolen Bases per game:*  
2.66 (1982 - 173/65)

### PITCHING

#### EARNED RUN AVERAGE

1.	1.88	1970
2.	1.92	1975
3.	2.11	1972
4.	2.120	1973
5.	2.121	1977
6.	2.18	1969
7.	2.28	1968
8.	2.35	2011
9.	2.37	1976
10.	2.41	1971

#### STRIKEOUTS

1.	618	1985	78 GM	665.0 IP
2.	612	2004	73	663.0
3.	567	2011	68	616.2
4.	563	1989	72	623.0
	563	1988	70	591.0
6.	556	2009	67	613.0
7.	549	2010	63	569.0
8.	536	2002	72	645.1
9.	524	1990	68	583.0
10.	521	2005	72	646.0

*Strikeouts per 9 IP: 9.33 (1974 - 497 SO/ 479.1 IP)*

#### BASES ON BALLS

1.	328	1995	63 GM	542.2 IP
2.	320	1987	72	613.0
3.	312	1985	78	665.0
4.	311	1996	63	550.0
5.	294	1988	70	591.0
6.	293	1980	66	534.0
7.	284	1984	74	613.0
8.	283	1989	72	623.0
9.	269	1981	73	608.2
	269	1979	63	509.1

*Bases On Balls per 9 IP: 2.25 (2001 - 139 BB/556 IP)*







## The Last Time it Happened ...

### THE LAST TIME A TEXAS TEAM:

Won 20 consecutive games \_\_\_\_\_ 2010 (21)  
 Won 30 consecutive games \_\_\_\_\_ 1982 (33)  
 Scored 20 runs (or more) in a game \_\_\_\_\_  
 \_\_\_\_\_ May 23, 2010, at Missouri (20-11)  
 Allowed 20 runs (or more) in a game \_\_\_\_\_  
 \_\_\_\_\_ Apr. 11, 2008, at Missouri (31)  
 Had 20 hits (or more) in a game \_\_\_\_\_  
 \_\_\_\_\_ May 30, 2009, vs. Boston College (20)  
 Had 25 hits (or more) in a game \_\_\_\_\_  
 \_\_\_\_\_ March 10, 1998, vs. Southern Illinois (25)  
 Allowed 20 hits (or more) in a game \_\_\_\_\_  
 \_\_\_\_\_ Apr. 11, 2008, at Missouri (31)  
 Hit five (or more) HR in a game \_\_\_\_\_ June 22, 2009, vs. LSU (5)  
 Was shutout in a game \_\_\_\_\_ April 27, 2013 at Baylor (0-1)  
 Turned 4 double plays in a game \_\_\_\_\_ May 19, 2012, vs. Baylor (5)  
 Turned a triple play in a game \_\_\_\_\_ March 7, 1987, vs. Washington State (1)  
 Won 50 games in a season \_\_\_\_\_ 2010 (50-13)  
 Hit 60 home runs in a season \_\_\_\_\_ 2010 (81) (63 games)  
 Scored 600 runs in a season \_\_\_\_\_ 1989 (610) (72 games)  
 Had 700 hits in a season \_\_\_\_\_ 2005 (734) (72 games)  
 Had 35 triples in a season \_\_\_\_\_ 2003 (37) (70 games)  
 Had 150 doubles in a season \_\_\_\_\_ 2002 (164) (72 games)  
 Had a team average of .315 or better \_\_\_\_\_ 2007 (.316) (63 games)  
 Stole 100 bases in a season \_\_\_\_\_ 2005 (103) (72 games)

## Texas' Win Streaks

<u>STREAK</u>	<u>YEAR</u>	<u>ENDED BY</u>	<u>SCORE</u>
34 games*	1977	Rice	3-4 (14)
33 games	1982	Houston	3-4
28 games	1946-47	Baylor	2-6
23 games	1914	Missouri	0-2
22 games	1985	Arkansas	4-5
22 games	1924	Baylor	1-2
21 games	2010	Kansas State	1-2
20 games	1988	Oklahoma	8-11
20 games	1973	Baylor	2-3
20 games	1972	Texas Tech	4-5
19 games	1985	Arkansas	5-9
19 games	1947-48	Baylor	7-8
18 games	1979	Minnesota	4-11
18 games	1975	Texas A&M	8-9
17 games	1974	Rice	4-5
16 games	2005	Arizona	3-8
16 games	1989	Dallas Baptist	7-15
16 games	1983-84	Arizona State	0-4
16 games	1982	Miami	1-2
16 games	1979	Texas A&M	0-1

\*NCAA Record

### THE LAST TIME A UT PLAYER(S):

Pitched a no-hitter \_\_\_\_\_ March 1, 2009,  
 \_\_\_\_\_ by Brandon Workman vs. Penn State (9-0)  
 Pitched a combined no-hitter \_\_\_\_\_ May 11, 2013  
 \_\_\_\_\_ Parker French, Travis Duke and Corey Knebel vs. Texas Southern  
 \_\_\_\_\_ 7 innings, Game 1 of doubleheader  
 Pitched a perfect game \_\_\_\_\_ Apr. 3, 1970,  
 \_\_\_\_\_ by James Street vs. Texas Tech (4-0)  
 Pitched a complete game shutout \_\_\_\_\_ June 4, 2010,  
 \_\_\_\_\_ by Brandon Workman vs. Rider (11-0)  
 Had 10 strikeouts in a game \_\_\_\_\_ April 16, 2010,  
 \_\_\_\_\_ by Taylor Jungmann (11) vs. Texas A&M  
 Had 15 strikeouts in a game \_\_\_\_\_ Mar. 12, 2010,  
 \_\_\_\_\_ by Taylor Jungmann (17) vs. Iowa  
 Had 19 strikeouts in a game \_\_\_\_\_ Mar. 18, 1988,  
 \_\_\_\_\_ by Eric Stone (19) vs. Southwestern Louisiana  
 Won 10 games in a season \_\_\_\_\_ 2011 by Taylor Jungmann (13-3)  
 Won 15 games in a season \_\_\_\_\_ 2004, by J.P. Howell (15-2)  
 Had 100 strikeouts in a season \_\_\_\_\_ 2011, Taylor Jungmann (126)  
 \_\_\_\_\_ and Cole Green (104)  
 Had 150 strikeouts in a season \_\_\_\_\_ 2004, by J.P. Howell (166)  
 Had 175 strikeouts in a season \_\_\_\_\_ 1989, by Kirk Dressendorfer (176)  
 Had 200 strikeouts in a season \_\_\_\_\_ 1985, by Greg Swindell (204)  
 Had 10 saves in season \_\_\_\_\_ 2011, by Corey Knebel (19)  
 Had 5 complete games in a season \_\_\_\_\_ 2011, by Taylor Jungmann (5)  
 Had 10 complete games in a season \_\_\_\_\_ 1989, by Kirk Dressendorfer (15)  
 Had 40 appearances in a season \_\_\_\_\_ 2009, by Austin Wood (41)  
 Had 5 shutouts in a season \_\_\_\_\_ 1986, by Greg Swindell (5)  
 Hit 3 home runs in a game \_\_\_\_\_ Apr. 30, 2002, by J.D. Reininger (3) vs. TCU  
 Hit hit for the cycle in a game \_\_\_\_\_ Apr. 24, 2007, by Kyle Russell  
 \_\_\_\_\_ (Home Run, Triple, Double, Single)  
 \_\_\_\_\_ vs. UT Pan American  
 Scored 5 runs in a game \_\_\_\_\_ Apr. 28, 2009, by Kevin Lussion (5)  
 \_\_\_\_\_ vs. Texas State  
 Had 5 hits in a game \_\_\_\_\_ Mar. 20, 2008, by Michael Torres (5)  
 \_\_\_\_\_ at Texas Tech  
 Stole 5 bases in a game \_\_\_\_\_ Feb. 13, 1996, by MacGregor Byers (5)  
 \_\_\_\_\_ vs. St. Mary's (Texas)  
 Stole home in a game \_\_\_\_\_ March 25, 2011, by Mark Payton at Oklahoma State  
 Had 7 RBI in a game \_\_\_\_\_ Mar. 5, 2008,  
 \_\_\_\_\_ by Brandon Belt (8) vs. Texas A&M-Corpus Christi  
 Hit a grand slam home run in a game \_\_\_\_\_ May 12, 2012,  
 \_\_\_\_\_ by Mark Payton vs. Texas Southern (Game 2 of DH)  
 Hit an inside the park home run \_\_\_\_\_ May 14, 2008,  
 \_\_\_\_\_ by Michael Torres vs. Alabama A&M (Game 1)  
 Hit back-to-back home runs \_\_\_\_\_ May 9, 2010, by Russell  
 \_\_\_\_\_ Moldenhauer and Kevin Keyes at Kansas State  
 Had 100 hits in a season \_\_\_\_\_ 2005, by Seth Johnston (115)  
 Had 15 home runs in a season \_\_\_\_\_ 2008, by Kyle Russell (19)  
 Had 20 home runs in a season \_\_\_\_\_ 2007, by Kyle Russell (28)  
 Stole 40 bases in a season \_\_\_\_\_ 2002, by Tim Moss (40)  
 Had 25 doubles in a season \_\_\_\_\_ 2006, by Carson Kainer (25)  
 Had 8 triples in a season \_\_\_\_\_ 2013, by Mark Payton (8)  
 Had 80 RBI in a season \_\_\_\_\_ 2003, by Dustin Majewski (85)  
 Had 100 RBI in a season \_\_\_\_\_ 1989, by Scott Bryant (112)  
 Batted .400 in a season (min. 100 ABs) \_\_\_\_\_ 2002, by Dustin Majewski (.401)  
 Scored 80 runs in a season \_\_\_\_\_ 2003, by Tim Moss (82)  
 Scored 100 runs in a season \_\_\_\_\_ 1985, by Bill Bates (100)  
 Cleared the "Monster" in center field \_\_\_\_\_ Apr. 24, 2010, by Cameron Rupp  
 \_\_\_\_\_ vs. Oklahoma State



# National Honors

## BASEBALL AMERICA NATIONAL PLAYER OF THE YEAR

1985 \_\_\_\_\_ Greg Swindell, P  
1993 \_\_\_\_\_ Brooks Kieschnick, DH/UT

## DICK HOWSER TROPHY

1989 \_\_\_\_\_ Scott Bryant, DH/OF/P  
1992 \_\_\_\_\_ Brooks Kieschnick, P/DH/UT  
1993 \_\_\_\_\_ Brooks Kieschnick, P/DH/UT  
2011 \_\_\_\_\_ Taylor Jungmann, P

## NCBWA STOPPER OF THE YEAR AWARD

2005 \_\_\_\_\_ J. Brent Cox  
2010 \_\_\_\_\_ Chance Ruffin  
2011 \_\_\_\_\_ Corey Knebel

## NCBWA FRESHMAN PITCHER OF THE YEAR

2011 \_\_\_\_\_ Corey Knebel

## LOUISVILLE SLUGGER/ COLLEGIATE BASEBALL FRESHMAN PITCHER OF THE YEAR

2011 \_\_\_\_\_ Corey Knebel

## BASEBALL AMERICA FRESHMAN OF THE YEAR

1984 \_\_\_\_\_ Greg Swindell, P  
1988 \_\_\_\_\_ Kirk Dressendorfer, P  
1991 \_\_\_\_\_ Brooks Kieschnick, DH/

## GOLDEN SPIKES AWARD FINALISTS

1984 \_\_\_\_\_ Greg Swindell, P  
1985 \_\_\_\_\_ Greg Swindell, P  
1986 \_\_\_\_\_ Greg Swindell, P  
1989 \_\_\_\_\_ Scott Bryant, DH/OF/P  
1992 \_\_\_\_\_ Brooks Kieschnick, P/DH/UT  
1993 \_\_\_\_\_ Brooks Kieschnick, P/DH/UT  
2000 \_\_\_\_\_ Beau Hale, P  
2004 \_\_\_\_\_ Huston Street, P  
2006 \_\_\_\_\_ Drew Stubbs, OF  
2007 \_\_\_\_\_ Kyle Russell, OF  
2011 \_\_\_\_\_ Taylor Jungmann, P

## CLEMENS AWARD FINALISTS

2004 \_\_\_\_\_ J.P. Howell, P

## JOHNNY BENCH AWARD FINALISTS

2005 \_\_\_\_\_ Taylor Teagarden, C

## BROOKS WALLACE AWARD FINALISTS


2011 \_\_\_\_\_ Brandon Loy, SS

## NATIONAL COACHES OF THE YEAR


1975 \_\_\_\_\_ Cliff Gustafson  
1982 \_\_\_\_\_ Cliff Gustafson  
1983 \_\_\_\_\_ Cliff Gustafson  
2002 \_\_\_\_\_ Augie Garrido  
2005 \_\_\_\_\_ Augie Garrido

## ABCA REGIONAL COACHES OF THE YEAR

1975 \_\_\_\_\_ Cliff Gustafson  
1982 \_\_\_\_\_ Cliff Gustafson  
1983 \_\_\_\_\_ Cliff Gustafson  
1992 \_\_\_\_\_ Cliff Gustafson  
2002 \_\_\_\_\_ Augie Garrido  
2005 \_\_\_\_\_ Augie Garrido



*Brooks Kieschnick*



*Greg Swindell*



## National Honors

### ALL-AMERICANS

1932 _____ Ray Ater, SS (First Team)	1984 _____ David Denny, 3B (First Team)	2011 _____ Taylor Jungmann, SP (First Team)
_____ Ernie Koy, OF (First Team)	_____ Bill Bates, 2B (First Team)	_____ Corey Knebel, RP (First Team)
1933 _____ Pat Ankenman, SS (First Team)	_____ Greg Swindell, P (First Team)	_____ Brandon Loy, SS (Second Team)
1949 _____ Murray Wall, P (First Team)	1985 _____ Bill Bates, 2B (First Team)	_____ Erich Weiss, 3B (Second Team)
_____ Tom Hamilton, 1B (First Team)	_____ Greg Swindell, P (First Team)	
_____ Ed Kneuper, OF (Second Team)	1986 _____ Greg Swindell, P (First Team)	
1950 _____ Murray Wall, P (First Team)	1987 _____ Curt Krippner, P (First Team)	
_____ Charlie Gorin, P (Second Team)	_____ Kevin Garner, OF/P (First Team)	
_____ Bob Brock, OF (Second Team)	_____ Brian Cisarik, 1B (Second Team)	
1951 _____ Chile Bigham, 1B (Second Team)	_____ Coby Kerlin, SS (Third Team)	
1952 _____ Luther Scarbrough, P (Second Team)	1988 _____ Brian Johnson, C (First Team)	
_____ Joe Tanner, 3B (Third Team)	_____ Kirk Dressendorfer, P (First Team)	
1953 _____ Travis Eckert, OF (Second Team)	_____ Eric Stone, P (Second Team)	
_____ Paul Mohr, 1B (Second Team)	_____ Mike Patrick, DH (Third Team)	
1954 _____ Travis Eckert, OF (Third Team)	1989 _____ Kirk Dressendorfer, P (First Team)	
1957 _____ Harry Taylor, P (Second Team)	_____ Scott Bryant, DH (First Team)	
_____ Jerry Good, 1B (Third Team)	1990 _____ Kirk Dressendorfer, P (First Team)	
1958 _____ Roy Menge, OF (Third Team)	_____ David Tollison, IF (Second Team)	
_____ George Myers, P (Third Team)	1991 _____ Brooks Kieschnick, UT/P/DH (First Team)	
1960 _____ Roy Menge, OF (Second Team)	1992 _____ Brooks Kieschnick, UT/P/DH (First Team)	
1961 _____ Chuck Knutson, OF (First Team)	_____ Calvin Murray, OF (First Team)	
1962 _____ Pat Rigby, 2B (First Team)	_____ Chris Abbe, C (Third Team)	
_____ Chuck Knutson, OF (Second Team)	1993 _____ Brooks Kieschnick, UT/P/DH (First Team)	
1963 _____ Bill Bethea, SS (First Team)	_____ Braxton Hickman, 1B (Second Team)	
_____ Butch Thompson, 1B (First Team)	1996 _____ Kip Harkrider, SS (Second Team)	
1967 _____ Tommy Moore, P (Third Team)	_____ Danny Peoples, 1B (Second Team)	
1968 _____ James Street, P (Second Team)	_____ MacGregor Byers, OF (Third Team)	
1969 _____ Burt Hooton, P (First Team)	1997 _____ Kip Harkrider, SS (Third Team)	
_____ James Street, P (Second Team)	1999 _____ Jason Cox, C/OF (Honorable Mention)	
_____ Pat Brown, OF (Third Team)	_____ Jason Moore, SS (Honorable Mention)	
1970 _____ Burt Hooton, P (First Team)	_____ Jeff Ontiveros, 1B (Honorable Mention)	
_____ Tommy Harmon, C (First Team)	2000 _____ Charlie Thames, P (First Team)	
_____ David Chalk, 3B (Third Team)	_____ Beau Hale, P (Second Team)	
1971 _____ Burt Hooton, P (First Team)	2002 _____ Justin Simmons, P (First Team)	
_____ David Chalk, 3B (First Team)	_____ Tim Moss, 2B (Second Team)	
_____ John Langerhans, 1B (Second Team)	_____ Dustin Majewski, OF (Third Team)	
1972 _____ David Chalk, 3B (First Team)	_____ Huston Street, P (Third Team)	
_____ Bill Berryhill, C (Third Team)	2003 _____ Dustin Majewski, OF (First Team)	
1973 _____ Keith Moreland, 3B (First Team)	_____ Omar Quintanilla, SS (Second Team)	
_____ Ron Roznovsky, P (First Team)	_____ Huston Street, P (Second Team)	
1974 _____ Keith Moreland, 3B (First Team)	_____ J.P. Howell, P (Third Team)	
_____ Jim Gideon, P (First Team)	2004 _____ J.P. Howell, P (First Team)	
_____ David Reeves, OF (First Team)	_____ Huston Street, P (First Team)	
_____ Rick Bradley, C (Second Team)	2005 _____ J. Brent Cox, P (First Team)	
1975 _____ Keith Moreland, 3B (First Team)	_____ Seth Johnston, SS (First Team)	
_____ Jim Gideon, P (First Team)	_____ Drew Stubbs, OF (Third Team)	
1976 _____ Richard Wortham, P (First Team)	2006 _____ Drew Stubbs, OF (Second Team)	
_____ Charles Proske, OF (Third Team)	2007 _____ Kyle Russell, OF (First Team)	
1979 _____ Jerry Don Gleaton, P (First Team)	_____ Adrian Alaniz, P (Second Team)	
1980 _____ Keith Creel, P (Second Team)	_____ Bradley Suttle, 3B (Third Team)	
1981 _____ Tony Arnold, P (First Team)	2008 _____ Chance Ruffin, SP (Third Team)	
_____ Burk Goldthorn, C (Second Team)	2009 _____ Austin Wood, RP (Second Team)	
_____ Spike Owen, SS (Third Team)	2010 _____ Cole Green, SP (First Team)	
1982 _____ Spike Owen, SS (First Team)	_____ Taylor Jungmann, SP (First Team)	
1983 _____ Calvin Schiraldi, P (First Team)	_____ Chance Ruffin, RP (First Team)	
	_____ Brandon Workman, SP (Second Team)	



## National Honors

### FRESHMAN ALL-AMERICANS

- 1983 \_\_\_\_\_ Billy Bates\*, 2B (First Team)
- 1984 \_\_\_\_\_ Greg Swindell\*, P (First Team)
- 1985 \_\_\_\_\_ Curt Krippner\*, P (Second Team)
- 1988 \_\_\_\_\_ Kirk Dressendorfer\*, P (First Team)
- 1990 \_\_\_\_\_ Scott Pugh\*, DH (First Team)
- 1991 \_\_\_\_\_ Brooks Kieschnick\*, DH (First Team)
- 1995 \_\_\_\_\_ Kip Harkrider\*, SS (First Team)
- 1999 \_\_\_\_\_ Jeff Ontiveros\*#, 1B  
(Third Team/Honorable Mention)
- 2000 \_\_\_\_\_ Ryan Hubele\*, C (First Team)
- 2001 \_\_\_\_\_ Omar Quintanilla\*#&, IF (First Team)  
\_\_\_\_\_ Justin Simmons#, P (First Team)
- 2002 \_\_\_\_\_ J.D. Reininger#, DH (First Team)  
\_\_\_\_\_ Huston Street\*#, P (First Team)  
\_\_\_\_\_ Michael Hollimon#, SS  
(Honorable Mention)
- 2003 \_\_\_\_\_ Taylor Teagarden#&, C  
(First/Second Team)
- 2004 \_\_\_\_\_ Kyle McCulloch#, P (First Team)  
\_\_\_\_\_ Carson Kainer#, OF (First Team)  
\_\_\_\_\_ Drew Stubbs\*#&, OF (First Team)
- 2005 \_\_\_\_\_ Adrian Alaniz\*#, P (First Team)  
\_\_\_\_\_ Kenn Kasperek\*, P (Second Team)
- 2006 \_\_\_\_\_ Jordan Danks#, OF (First Team)  
\_\_\_\_\_ Kyle Russell\*#, OF (First Team)  
\_\_\_\_\_ Bradley Suttle#, 2B (First Team)  
\_\_\_\_\_ Austin Wood#, RP (First Team)
- 2007 \_\_\_\_\_ Josh Prince#, 3B (First Team)
- 2008 \_\_\_\_\_ Chance Ruffin\*#^, SP (First Team)  
\_\_\_\_\_ Cameron Rupp\*#^, C (Second Team)
- 2009 \_\_\_\_\_ Taylor Jungmann#^, SP (First Team)  
\_\_\_\_\_ Austin Dicharry^, C (Second Team)
- 2010 \_\_\_\_\_ Cohl Walla\*, OF (Second Team)
- 2011 \_\_\_\_\_ Corey Knebel\*#^, RP (First Team)  
\_\_\_\_\_ Erich Weiss\*#^, OF (Second Team)
- 2012 \_\_\_\_\_ Parker French#, SP (First Team)

\*Baseball America #Collegiate Baseball  
^NCBWA & USA Today/Baseball Weekly

### SUMMER ALL-AMERICANS

- 1990 \_\_\_\_\_ Calvin Murray\*, OF  
(Anchorage Bucs/Alaska) First Team
- 2002 \_\_\_\_\_ Huston Street, P  
(USA National Team) Second Team
- 2003 \_\_\_\_\_ Huston Street#, P  
(USA National Team) First Team
- 2005 \_\_\_\_\_ Kyle McCulloch, P  
(USA National Team) First Team

\*Baseball America Summer Player of the Year  
#USA Baseball Athlete of the Year

### ABCA ALL-REGION

- 1996 \_\_\_\_\_ MacGregor Byers, OF (First Team)  
\_\_\_\_\_ Eric French, P (First Team)  
\_\_\_\_\_ Kip Harkrider, SS (First Team)  
\_\_\_\_\_ Jake O'Dell, P (First Team)  
\_\_\_\_\_ Danny Peoples, 1B (First Team)
- 1999 \_\_\_\_\_ Jason Moore, SS (First Team)
- 2001 \_\_\_\_\_ Omar Quintanilla, SS (Second Team)
- 2002 \_\_\_\_\_ Tim Moss, 2B (First Team)  
\_\_\_\_\_ Justin Simmons, P (First Team)  
\_\_\_\_\_ Jeff Ontiveros, 1B (Second Team)  
\_\_\_\_\_ Omar Quintanilla, SS (Second Team)
- 2003 \_\_\_\_\_ J.P. Howell, P (First Team)  
\_\_\_\_\_ Dustin Majewski, OF (First Team)  
\_\_\_\_\_ Omar Quintanilla, SS (First Team)  
\_\_\_\_\_ Huston Street, P (First Team)
- 2004 \_\_\_\_\_ J.P. Howell, P (First Team)  
\_\_\_\_\_ Huston Street, P (First Team)
- 2005 \_\_\_\_\_ J. Brent Cox, P (First Team)  
\_\_\_\_\_ Seth Johnston, SS (First Team)  
\_\_\_\_\_ Drew Stubbs, OF (First Team)  
\_\_\_\_\_ Taylor Teagarden, C (First Team)
- 2006 \_\_\_\_\_ Drew Stubbs, OF (First Team)  
\_\_\_\_\_ Carson Kainer, OF (Second Team)
- 2007 \_\_\_\_\_ Adrian Alaniz, P (First Team)  
\_\_\_\_\_ Kyle Russell, OF (First Team)  
\_\_\_\_\_ Bradley Suttle, 3B (First Team)
- 2008 \_\_\_\_\_ Kyle Russell, OF (Second Team)
- 2009 \_\_\_\_\_ Austin Wood, RP (First Team)  
\_\_\_\_\_ Chance Ruffin, SP (Second Team)  
\_\_\_\_\_ Taylor Jungmann, SP (Second Team)
- 2010 \_\_\_\_\_ Cole Green, SP (First Team)  
\_\_\_\_\_ Taylor Jungmann, SP (First Team)  
\_\_\_\_\_ Chance Ruffin, RP (First Team)  
\_\_\_\_\_ Cameron Rupp, C (Second Team)  
\_\_\_\_\_ Brandon Workman, SP (Second Team)
- 2011 \_\_\_\_\_ Taylor Jungmann, SP (First Team)  
\_\_\_\_\_ Corey Knebel, RP (First Team)  
\_\_\_\_\_ Brandon Loy, SS (First Team)
- 2012 \_\_\_\_\_ Erich Weiss, 3B (Second Team)

### USA BASEBALL NATIONAL TEAM

- 1992 \_\_\_\_\_ Olympics-Calvin Murray, OF
- 1996 \_\_\_\_\_ Olympics-Kip Harkrider, SS
- 1999 \_\_\_\_\_ Phil Seibel, P
- 2001 \_\_\_\_\_ Ryan Hubele, C  
\_\_\_\_\_ Omar Quintanilla, IF
- 2002 \_\_\_\_\_ Huston Street, P
- 2003 \_\_\_\_\_ Huston Street, P
- 2004 \_\_\_\_\_ J. Brent Cox, P  
\_\_\_\_\_ Drew Stubbs, OF  
\_\_\_\_\_ Taylor Teagarden, C
- 2005 \_\_\_\_\_ Kyle McCulloch, P  
\_\_\_\_\_ Drew Stubbs, OF
- 2006 \_\_\_\_\_ Preston Clark, C
- 2007 \_\_\_\_\_ Jordan Danks, OF
- 2008 \_\_\_\_\_ Olympics-Taylor Teagarden, C
- 2011 \_\_\_\_\_ Pan-Am Games-Jordan Danks, OF  
\_\_\_\_\_ Hoby Milner, P  
\_\_\_\_\_ Corey Knebel, P  
\_\_\_\_\_ Erich Weiss, 3B
- 2013 \_\_\_\_\_ C.J. Hinojosa, SS

### CENTRAL TEXAS COLLEGE PLAYERS OF THE YEAR

- 2000 \_\_\_\_\_ Beau Hale\*, P
- 2001 \_\_\_\_\_ Omar Quintanilla\*, IF
- 2002 \_\_\_\_\_ Dustin Majewski\*, OF  
\_\_\_\_\_ Justin Simmons#, P  
\_\_\_\_\_ Huston Street#, P
- 2003 \_\_\_\_\_ Dustin Majewski\*, OF  
\_\_\_\_\_ Huston Street#, P
- 2004 \_\_\_\_\_ J.P. Howell#, P  
\_\_\_\_\_ Drew Stubbs#, OF
- 2006 \_\_\_\_\_ Drew Stubbs\*, OF  
\_\_\_\_\_ Kyle McCulloch#, P  
\_\_\_\_\_ Austin Wood#, P
- 2007 \_\_\_\_\_ Kyle Russell\*, OF
- 2008 \_\_\_\_\_ Michael Torres\*, 3B  
\_\_\_\_\_ Chance Ruffin#, SP

*Presented by the Round Rock Express*

*& the Round Rock Sertoma Club*

*\*Player of the Year #Pitcher of the Year*

*&Newcomer of the Year*



# TEXAS BASEBALL



## Longhorns Honors

### LONGHORN HALL OF HONOR

Name	Pos.	Year Inducted
William "Rooster" Andrews	OF	1966
Pat Ankenman	2B/SS	1986
Jay Arnette	OF	1973
Lou Bagwell	IF	2013
F. T. "Star" Baldwin	SS	1966
Bill Bates	2B	2000
Henry "Heine" Baumgarten	OF	1991
Bill Bethea	2B/SS/Asst. Coach	1986
W. Clark Brown	C	1985
Scott Bryant	OF	2009
David C. "Bobby" Cannon	OF	1974
David Chalk	3B/SS/2B	1983
Brian Cisarik	1B	2013
Roger Clemens	P	1994
O.J. "Jubilo" Clements	P	1971
Dennis Cook	P	2001
Mario J. "Mike" De La Fuente	P	1994
William "Uncle Billy" Disch	Head Coach	1957
John S. Douglass	1B	1986
Kirk Dressendorfer	P	2002
Travis Eckert	OF	2010
James A. "Pete" Edmond	3B	1959
James F. Ehrler	P	2007
Bibb Falk	OF/Head Coach	1962
Walter W. Fisher	SS	1968
Charles I. Francis	SS	1968
Tom Gambrell	OF	1986
Ron Gardenhire	SS	2010
Augie Garrido	Head Coach	2008
Jim Gideon	P	1992
Jerry Don Gleaton	P	1999
Charlie Gorin	P	2005
Cliff Gustafson	2B/SS/Head Coach	1983
Charles Haas	OF	1974
Tom Hamilton	1B/OF	1971
John Arlington Hargis	2B	1972
Henry B. "Hank" Harkins	OF	1989
Tommy Harmon	C/Asst. Coach	1993
Maxey Hart	C	1965
Charles O. "Chuck" Hartenstein	P	2004
Grady Hatton	3B/2B	1967
M. Frank "Pinky" Higgins	3B	1961
John Henry Hill	1B	1984
Bohn Evell Hilliard	2B/OF/P	1964
Burt Hooton	P/Asst. Coach	1981
Tom Hughes	OF	1983
C.C. "Tex" Hughson	P	1970
Ransom Jackson	3B	1989
James S. Jones	2B/3B	1983
Brooks Kieschnick	P/DH	2005
Chuck Knutson	OF	2003
Ernie Koy	OF	1960
Pete Layden	OF	1961
Bobby Layne	P	1963
F.F. Rube Leissner	OF/P	1975
Samuel F. Leslie	C	1983
Alan Dale Lowry	OF	1989
W. Wayne McDonald	OF	1979
Robert O. Moers	3B	1964
Keith Moreland	OF/3B/C/1B/DH/Asst. Coach	1985
J. Walter Morris	SS	1984
Charlie Munson	OF	2008
Calvin Murray	OF	2007
E.W. "Ed" Olle	3B	1963

### LONGHORN HALL OF HONOR (cont.)

Name	Pos.	Year Inducted
Spike Owen	SS	1992
H.C. Pfannkuche	C/OF	1982
Edwin Booth Price	1B/3B/Asst. Coach	1967
Lloyd L. "Pat" Rigby III	2B	2006
A.R. "Bob" Rochs	Manager	1979
Joe H. Russell	2B/3B	1975
Luther Scarborough	P	1999
Calvin Schiraldi	P	1997
James Street	P	1982
Greg Swindell	P	1996
Murray Wall	P	1978
Joe Henry Ward Sr.	C	1965
Dan Watson	C	2009
Frank J. Womack	OF/P	1981
J.A. "Woody" Woodman	2B/3B	2003
Richard Wortham	P	1994

### TEXAS SPORTS HALL OF FAME

Name	Pos.	Year Inducted
Roger Clemens	P	1998
William "Uncle Billy" Disch	Head Coach	1980
Bibb Falk	P/OF/Head Coach	1961
Augie Garrido	Head Coach	2005
Cliff Gustafson	2B/SS/Head Coach	1994
Burt Hooton	P	2010
M. Frank "Pinky" Higgins	3B	1965
C.C. "Tex" Hughson	P	1987
Ernie Koy	OF	1986
Bobby Layne	P	1960
J. Walter Morris	SS	1966
James Street	P	2000

### TEXAS BASEBALL HALL OF FAME

Name	Pos.	Year Inducted
David Chalk	3B/SS/2B	2002
Roger Clemens	P	1992
Wayne Graham	3B/1B	2003
Grady Hatton	3B/2B	1996
Burt Hooton	P	1998
Rudy Jaramillo	OF	2002
J. Walter Morris	SS	1988
Murray Wall	P	1980

### COLLEGE BASEBALL HALL OF FAME

Name	Pos.	Year Inducted
Kirk Dressendorfer	P	2009
Bibb Falk	P/OF/Head Coach	2007
Cliff Gustafson	2B/SS/Head Coach	2006
Burt Hooton	P	2008
Brooks Kieschnick	P/DH	2006
Keith Moreland	OF/3B/C/1B/DH	2009
Greg Swindell	P	2008
Richard Wortham	P	2010

### ABCA HALL OF FAME

Name	Year Inducted
Billy Disch	1966
Bibb Falk	1968
Cliff Gustafson	1992



# Academic Honors

## RHODES SCHOLARS

1999 \_\_\_\_\_ Sean Braswell, IF

## NCAA POST-GRADUATE SCHOLARSHIP AWARD

1970 \_\_\_\_\_ Lou Bagwell, SS

## JAMES KELLER SPORTSMANSHIP AWARD

1998 \_\_\_\_\_ Cliff Gustafson, Head Coach

2000 \_\_\_\_\_ D.J. Jones, P

## CoSIDA ACADEMIC ALL-AMERICANS

1970 \_\_\_\_\_ Lou Bagwell, IF (First Team)

1974 \_\_\_\_\_ Jim Gideon, P (Second Team)

1975 \_\_\_\_\_ Jim Gideon, P (First Team)

\_\_\_\_\_ Doug Duncan, DH/C (First Team)

1976 \_\_\_\_\_ Doug Duncan, DH/C (First Team)

1979 \_\_\_\_\_ Kevin Shannon, C (Second Team)

1980 \_\_\_\_\_ Ricky Nixon, DH (Second Team)

1988 \_\_\_\_\_ Mike Patrick, DH (First Team)

1996 \_\_\_\_\_ MacGregor Byers, OF (Third Team)

2005 \_\_\_\_\_ Drew Stubbs, OF (Third Team)

2006 \_\_\_\_\_ Drew Stubbs, OF (Second Team)

2007 \_\_\_\_\_ Bradley Suttle, 3B (Second Team)

2010 \_\_\_\_\_ Russell Moldenhauer, DH (First Team)

## CoSIDA ACADEMIC ALL-DISTRICT VI

2000 \_\_\_\_\_ Matt Rosenberg, OF

2001 \_\_\_\_\_ Matt Rosenberg, OF

2005 \_\_\_\_\_ Drew Stubbs, OF

2006 \_\_\_\_\_ Drew Stubbs, OF

2007 \_\_\_\_\_ Bradley Suttle, 3B

2009 \_\_\_\_\_ Russell Moldenhauer, DH

2010 \_\_\_\_\_ Taylor Jungmann, P (First Team)

\_\_\_\_\_ Russell Moldenhauer, DH (First Team)

\_\_\_\_\_ Austin Dicharry, P (Second Team)

## ACADEMIC ALL-BIG 12

1997 \_\_\_\_\_ Ryan Chapple, 1B (First Team)

\_\_\_\_\_ Brett Loeffler, CF (First Team)

\_\_\_\_\_ Dan Roth, C (First Team)

\_\_\_\_\_ Charlie Carter, 1B (Honorable Mention)

\_\_\_\_\_ Mark Cridland, RF (Honorable Mention)

\_\_\_\_\_ Scott Dunn, P (Honorable Mention)

\_\_\_\_\_ Joey Hart, C (Honorable Mention)

\_\_\_\_\_ Morgan Hull, 2B (Honorable Mention)

\_\_\_\_\_ Carl McClosky, P (Honorable Mention)

1998 \_\_\_\_\_ Brett Loeffler, CF (First Team)

1999 \_\_\_\_\_ Scott Dunn, P (First Team)

\_\_\_\_\_ Beau Hale, P (First Team)

\_\_\_\_\_ Mike Pumo, LF (First Team)

\_\_\_\_\_ Phil Seibel, P (First Team)

\_\_\_\_\_ Dax Leone, P (Honorable Mention)

\_\_\_\_\_ Jeff Ontiveros, 1B (Honorable Mention)

2000 \_\_\_\_\_ Ryan France, DH (First Team)

\_\_\_\_\_ Kevin Frizzell, P (First Team)

\_\_\_\_\_ Beau Hale, P (First Team)

\_\_\_\_\_ Mike Pumo, LF (First Team)

\_\_\_\_\_ Matt Rosenberg, RF (First Team)

\_\_\_\_\_ Ben Emond, CF (Second Team)

2002 \_\_\_\_\_ Ray Clark, P (First Team)

\_\_\_\_\_ Ryan France, DH (First Team)

\_\_\_\_\_ Matt Rosenberg, RF (First Team)

2003 \_\_\_\_\_ Kevin Frizzell, P (First Team)

\_\_\_\_\_ Dustin Majewski, RF (Second Team)

2004 \_\_\_\_\_ Michael Hollimon, SS (Second Team)

\_\_\_\_\_ Seth Johnston, 2B (Second Team)

\_\_\_\_\_ Justin Simmons, P (Second Team)

2005 \_\_\_\_\_ Drew Stubbs, OF (First Team)

\_\_\_\_\_ Carson Kainer, OF (Second Team)

\_\_\_\_\_ Dooley Prince, OF (Second Team)

2006 \_\_\_\_\_ Drew Stubbs, OF (First Team)

\_\_\_\_\_ Kyle McCulloch, P (Second Team)

2007 \_\_\_\_\_ Adrian Alaniz, P (First Team)

\_\_\_\_\_ Bradley Suttle, 3B (First Team)

2008 \_\_\_\_\_ Drew Bishop (First Team)

\_\_\_\_\_ Riley Boening (First Team)

\_\_\_\_\_ Russell Moldenhauer (First Team)

\_\_\_\_\_ Keith Shinaberry (First Team)

\_\_\_\_\_ Travis Tucker (First Team)

\_\_\_\_\_ Austin Wood (First Team)

\_\_\_\_\_ Preston Clark (Second Team)

\_\_\_\_\_ Pat McCrory (Second Team)

2009 \_\_\_\_\_ Russell Moldenhauer (First Team)

\_\_\_\_\_ Keith Shinaberry (First Team)

\_\_\_\_\_ Stayton Thomas (First Team)

\_\_\_\_\_ Chance Ruffin (Second Team)

\_\_\_\_\_ Travis Tucker (Second Team)

\_\_\_\_\_ Brandon Workman (Second Team)

2010 \_\_\_\_\_ Taylor Jungmann (First Team)

\_\_\_\_\_ Kyle Lusson (First Team)

\_\_\_\_\_ Russell Moldenhauer (First Team)

\_\_\_\_\_ Stayton Thomas (First Team)

\_\_\_\_\_ Kendal Carrillo (Second Team)

\_\_\_\_\_ Kevin Lusson (Second Team)

\_\_\_\_\_ Andrew McKirahan (Second Team)

2011 \_\_\_\_\_ Kendal Carrillo (First Team)

\_\_\_\_\_ Taylor Jungmann (First Team)

\_\_\_\_\_ Ben Kaplan (First Team)

\_\_\_\_\_ Andrew McKirahan (Second Team)

\_\_\_\_\_ Hoby Milner (Second Team)

\_\_\_\_\_ Stayton Thomas (First Team)

\_\_\_\_\_ Josh Urban (First Team)

\_\_\_\_\_ Jonathan Walsh (Second Team)

2012 \_\_\_\_\_ Austin Dicharry (First Team)

\_\_\_\_\_ Jacob Felts (First Team)

\_\_\_\_\_ Nathan Thornhill (First Team)

\_\_\_\_\_ Corey Knebel (Second Team)

\_\_\_\_\_ Kevin Lusson (Second Team)

\_\_\_\_\_ Mark Payton (Second Team)

\_\_\_\_\_ Alex Silver (Second Team)

\_\_\_\_\_ Erich Weiss (Second Team)

\_\_\_\_\_ Hunter Wilcox (Second Team)

2013 \_\_\_\_\_ Jacob Felts (First Team)

\_\_\_\_\_ Parker French (First Team)

\_\_\_\_\_ Corey Knebel (First Team)

\_\_\_\_\_ Dillon Peters (First Team)

\_\_\_\_\_ Taylor Stell (First Team)

\_\_\_\_\_ Josh Urban (First Team)

\_\_\_\_\_ Nathan Thornhill (Second Team)

\_\_\_\_\_ Erich Weiss (Second Team)



# Conference Honors

## SOUTHWEST CONFERENCE PLAYER OF THE YEAR

1986 \_\_\_\_\_ Greg Swindell, P  
 1987 \_\_\_\_\_ Brian Cisarik, 1B  
 1988 \_\_\_\_\_ Kirk Dressendorfer, P  
 1989 \_\_\_\_\_ Kirk Dressendorfer, P  
 1990 \_\_\_\_\_ Kirk Dressendorfer, P  
 1991 \_\_\_\_\_ Brooks Kieschnick, P/DH  
 1992 \_\_\_\_\_ Brooks Kieschnick, P/DH  
 1993 \_\_\_\_\_ Brooks Kieschnick, P/DH  
 1996 \_\_\_\_\_ Danny Peoples, 1B

## BIG 12 CONFERENCE YEARLY HONORS

2000 \_\_\_\_\_ Charlie Thames, P  
 Newcomer Pitcher of the Year  
 2001 \_\_\_\_\_ Omar Quintanilla, SS  
 Freshman Player of the Year  
 \_\_\_\_\_ Gerrit Simpson, P  
 Newcomer Pitcher of the Year  
 \_\_\_\_\_ Justin Simmons, P  
 Freshman Co-Pitcher of the Year  
 2002 \_\_\_\_\_ Justin Simmons, P  
 Pitcher of the Year  
 \_\_\_\_\_ J.D. Reininger, DH  
 Freshman Player of the Year  
 \_\_\_\_\_ Huston Street, P  
 Freshman Pitcher of the Year  
 \_\_\_\_\_ Augie Garrido  
 Coach of the Year  
 2003 \_\_\_\_\_ Taylor Teagarden, C  
 Freshman Player of the Year  
 2004 \_\_\_\_\_ J.P. Howell, P  
 Pitcher of the Year  
 \_\_\_\_\_ Drew Stubbs, OF  
 Freshman Player of the Year  
 2006 \_\_\_\_\_ Kyle McCulloch, P  
 Pitcher of the Year  
 \_\_\_\_\_ Drew Stubbs, OF  
 Co-Player of the Year  
 \_\_\_\_\_ Augie Garrido  
 Coach of the Year  
 2007 \_\_\_\_\_ Adrian Alaniz, P  
 Pitcher of the Year  
 \_\_\_\_\_ Kyle Russell, OF  
 Player of the Year  
 \_\_\_\_\_ Augie Garrido  
 Co-Coach of the Year  
 2008 \_\_\_\_\_ Chance Ruffin, P  
 Freshman of the Year  
 2010 \_\_\_\_\_ Cole Green, P  
 Pitcher of the Year

\_\_\_\_\_ Augie Garrido  
 Coach of the Year  
 2011 \_\_\_\_\_ Taylor Jungmann, P  
 Male Athlete of the Year  
 Pitcher of the Year  
 \_\_\_\_\_ Erich Weiss, 3B  
 Freshman of the Year  
 \_\_\_\_\_ Augie Garrido  
 Co-Coach of the Year  
 2012 \_\_\_\_\_ Parker French, P  
 Freshman of the Year



## Conference Honors

### ALL-SOUTHWEST CONFERENCE

- |  |  |  |
|--|--|--|
| <p><b>1922</b> _____ George Johnson, OF (First Team)<br/>Rube Leissner, OF (First Team)<br/>Jim Nowlin, 2B (First Team)<br/>Heinie Odom, SS (First Team)<br/>Manny Ponsford, P (First Team)</p> <p><b>1923</b> _____ Ed Carson, 1B (First Team)<br/>Rube Leissner, OF (First Team)<br/>Heinie Odom, SS (First Team)</p> <p><b>1924</b> _____ Ed Carson, 1B (First Team)<br/>Otto Clements, P (First Team)<br/>Oscar Eckhardt, P (First Team)<br/>H.W. Kibbie, 2B (First Team)<br/>A.L. Leissner, C (First Team)<br/>Heinie Odom, SS (First Team)<br/>M.E. Ponsford, P (First Team)<br/>Clyde Pratt, OF (First Team)</p> <p><b>1925</b> _____ Otto Clements, P (First Team)<br/>H.W. Kibbie, 2B (First Team)<br/>Dewey Smalley, 3B (First Team)<br/>Fred Thompson, OF (First Team)<br/>Howard Williamson, OF (First Team)</p> <p><b>1926</b> _____ Potsy Allen, C (First Team)<br/>Neal Baker, P (First Team)<br/>Ed Olle, 3B (First Team)<br/>Fred Thompson, OF (First Team)<br/>Howard Williamson, OF (First Team)</p> <p><b>1927</b> _____ Potsy Allen, C (First Team)<br/>Neal Baker, P (First Team)<br/>Heine Baumgarten, OF (First Team)<br/>R.P. Harris, SS (First Team)<br/>Meredith Hopkins, 2B (First Team)<br/>Ed Olle, 3B (First Team)</p> <p><b>1928</b> _____ Potsy Allen, C (First Team)<br/>Meredith Hopkins, 2B (First Team)<br/>Johnny Railton, P (First Team)<br/>Arvie Walker, 1B (First Team)</p> <p><b>1929</b> _____ Pinky Higgins, OF (First Team)<br/>Meredith Hopkins, 2B (First Team)<br/>Tom Hughes, OF (First Team)<br/>Johnny Railton, P (First Team)<br/>Arvie Walker, 1B (First Team)</p> <p><b>1930</b> _____ Raymond Ater, SS (First Team)<br/>Pinky Higgins, 2B (First Team)<br/>Johnny Railton, P (First Team)<br/>Minton White, OF (First Team)</p> <p><b>1931</b> _____ Raymond Ater, SS (First Team)<br/>M.J. de la Fuente, P (First Team)<br/>Ernie Koy, OF (First Team)<br/>Minton White, 2B (First Team)</p> <p><b>1932</b> _____ Raymond Ater, SS (First Team)<br/>Ernie Koy, OF (First Team)<br/>Vernon Taylor, P (First Team)</p> <p><b>1933</b> _____ Pat Ankenman, SS (First Team)<br/>Ernie Koy, OF (First Team)<br/>Rabbit McDowell, 2B (First Team)<br/>Vernon Taylor, P (First Team)<br/>Van Viebig, 3B (First Team)</p> | <p><b>1934</b> _____ Pat Ankenman, SS (First Team)<br/>Bohn Hilliard, OF (First Team)<br/>Rabbit McDowell, 2B (First Team)<br/>Van Viebig, 3B (First Team)</p> <p><b>1935</b> _____ Norman Branch, P (First Team)<br/>Joe Fitzsimmons, C (First Team)<br/>Aubrey Graham, 3B (First Team)<br/>Bohn Hilliard, OF (First Team)<br/>Lloyd Rigby, SS (First Team)</p> <p><b>1936</b> _____ Norman Branch, P (First Team)<br/>Aubrey Graham, 2B (First Team)<br/>Richard Midkiff, P (First Team)<br/>John Munro, 1B (First Team)<br/>Primo Preibisch, OF (First Team)<br/>Morris Sands, OF (First Team)</p> <p><b>1937</b> _____ Tex Hughson, P (First Team)<br/>John Munro, 1B (First Team)<br/>Lloyd Rigby, 3B (First Team)</p> <p><b>1938</b> _____ Jack Conway, SS (First Team)<br/>John Garnett, P (First Team)<br/>Johnny Hill, 1B (First Team)<br/>Joyce Rawe, C (First Team)<br/>Leroy Westerman, OF (First Team)</p> <p><b>1939</b> _____ Jack Conway, SS (First Team)<br/>Melvin Deutsch, P (First Team)<br/>Bob Evans, 2B (First Team)<br/>Charles Haas, OF (First Team)<br/>Johnny Hill, 1B (First Team)<br/>Bobby Moers, 3B (First Team)<br/>Clarence Pfeil, OF (First Team)</p> <p><b>1940</b> _____ Melvin Deutsch, P (First Team)<br/>Fred Everett, C (First Team)<br/>Charles Haas, OF (First Team)<br/>Johnny Hill, 1B (First Team)<br/>Bobby Moers, 3B (First Team)<br/>Clarence Pfeil, OF (First Team)<br/>Jack Stone, 2B (First Team)</p> <p><b>1941</b> _____ Alton Bostick, C (First Team)<br/>Melvin Deutsch, P (First Team)<br/>Grady Hatton, 3B (First Team)<br/>Pete Layden, OF (First Team)<br/>Udell Moore, P (First Team)<br/>Robert Smith, UT (First Team)<br/>Jack Stone, 2B (First Team)</p> <p><b>1942</b> _____ Bill Dumke, P (First Team)<br/>Grady Hatton, SS (First Team)<br/>Jack O'Reagan, C (First Team)<br/>Jack Stone, 2B (First Team)</p> <p><b>1943</b> _____ Bob Campbell, OF (First Team)<br/>Jim Collins, P (First Team)<br/>Clint Grell, OF (First Team)<br/>Grady Hatton, 3B (First Team)<br/>Tex Travis, C (First Team)</p> | <p><b>1944</b> _____ Jack Avinger, C (First Team)<br/>Bob Campbell, OF (First Team)<br/>Maurice Connor, SS (First Team)<br/>Billy Cox, 1B (First Team)<br/>Bobby Layne, P (First Team)<br/>Zeke Wilemon, OF (First Team)</p> <p><b>1945</b> _____ Leroy Anderson, UT (First Team)<br/>Bob Horneyer, 3B (First Team)<br/>Jack Lindsey, SS (First Team)<br/>Tom Milik, C (First Team)<br/>Zeke Wilemon, OF (First Team)<br/>Don Wooten, OF (First Team)</p> <p><b>1946</b> _____ Bob Ferguson, OF (First Team)<br/>Ransom Jackson, 3B (First Team)<br/>Bobby Layne, P (First Team)<br/>Jack O'Reagan, C (First Team)<br/>Ruben Ortega, UT (First Team)<br/>Hobbs Williams, OF (First Team)<br/>Chick Zomlefer, SS (First Team)</p> <p><b>1947</b> _____ Ransom Jackson, 3B (First Team)<br/>Bobby Layne, P (First Team)<br/>Dan Watson, C (First Team)<br/>Hobbs Williams, OF (First Team)<br/>Chick Zomlefer, SS (First Team)</p> <p><b>1948</b> _____ Charlie Gorin, P (First Team)<br/>Tom Hamilton, 1B (First Team)<br/>Al Joe Hunt, 3B (First Team)<br/>Bobby Layne, P (First Team)<br/>Dan Watson, C (First Team)<br/>Chick Zomlefer, SS (First Team)</p> <p><b>1949</b> _____ Tom Hamilton, 1B (First Team)<br/>Ed Kneuper, OF (First Team)<br/>Murray Wall, P (First Team)<br/>Dan Watson, C (First Team)<br/>Jim Shamblin, UT (First Team)</p> <p><b>1950</b> _____ Charlie Gorin, P (First Team)<br/>Kal Segrist, 2B (First Team)<br/>Ben Tomkins, 3B (First Team)<br/>Murray Wall, P (First Team)<br/>Frank Womack, OF (First Team)</p> <p><b>1951</b> _____ Chile Bigham, 1B (First Team)<br/>Eddie Burrows, 2B (First Team)<br/>Jim Ehrler, P (First Team)<br/>Frank Womack, OF (First Team)</p> <p><b>1952</b> _____ Jimmy Don Pace, 3B (First Team)<br/>Luther Scarbrough, P (First Team)<br/>Joe Tanner, SS (First Team)</p> <p><b>1953</b> _____ Randy Biesenbach, C (First Team)<br/>Travis Eckert, OF (First Team)<br/>Boyd Linker, P (First Team)<br/>Paul Mohr, 1B (First Team)<br/>Tommy Snow, OF (First Team)<br/>Ronald Spradlin, C (First Team)</p> |
|--|--|--|





## Conference Honors

### ALL-SOUTHWEST CONFERENCE

- |  |  |  |
|--|--|--|
| <p><b>1954</b> _____ Travis Eckert, OF (First Team)<br/>Boyd Linker, P (First Team)<br/>Paul Mohr, 1B (First Team)<br/>Tommy Snow, OF (First Team)<br/>Bob Towery, 2B (First Team)</p> <p><b>1955</b> _____ Stuart Benson, C (First Team)<br/>Tommy Jungman, P (First Team)</p> <p><b>1956</b> _____ Jerry Good, 3B (First Team)</p> <p><b>1957</b> _____ Jerry Good, 1B (First Team)<br/>Johnny Lowry, SS (First Team)<br/>Bill Moore, OF (First Team)<br/>George Myers, OF (First Team)<br/>Howard Reed, P (First Team)<br/>Harry Taylor, P (First Team)<br/>Woody Woodman, IF (First Team)</p> <p><b>1958</b> _____ Max Alvis, 3B (First Team)<br/>Wayne McDonald, OF (First Team)<br/>Roy Menge, OF (First Team)<br/>George Myers, P (First Team)<br/>Woody Woodman, 2B (First Team)</p> <p><b>1959</b> _____ Pete Embry, C (First Team)<br/>Wayne McDonald, OF (First Team)<br/>George Myers, OF (First Team)<br/>Elmer Rod, P (First Team)</p> <p><b>1960</b> _____ Jay Arnette, OF (First Team)<br/>Tom Belcher, P (First Team)<br/>Bob Callaway, P (First Team)<br/>Wayne McDonald, OF (First Team)<br/>Roy Menge, OF (First Team)<br/>Bart Shirley, SS (First Team)</p> <p><b>1961</b> _____ Tom Belcher, P (First Team)<br/>Bob Callaway, P (First Team)<br/>Chuck Knutson, OF (First Team)<br/>Pat Rigby, 3B (First Team)</p> <p><b>1962</b> _____ Pat Rigby, 2B (First Team)<br/>Tom Belcher, P (First Team)<br/>Ed Kasper, 3B (First Team)<br/>Chuck Knutson, OF (First Team)<br/>Gary London, C (First Team)</p> <p><b>1963</b> _____ Bill Bethea, SS (First Team)<br/>Chuck Knutson, OF (First Team)<br/>Gary London, C (First Team)<br/>Bob Myer, P (First Team)<br/>Butch Thompson, 1B (First Team)</p> <p><b>1964</b> _____ Bob Myer, P (First Team)<br/>Ward Summers, OF (First Team)</p> <p><b>1965</b> _____ Forrest Boyd, SS (First Team)<br/>John Collier, P (First Team)<br/>Joe Hague, OF (First Team)<br/>Gary Moore, OF (First Team)<br/>James Schlechuk, C (First Team)</p> <p><b>1966</b> _____ Gary Moore, P/OF (First Team)</p> <p><b>1967</b> _____ Pat Brown, OF (First Team)<br/>Don Johnson, 2B (First Team)<br/>Tommy Moore, P (First Team)<br/>Bob Snoddy, 1B (First Team)</p> <p><b>1968</b> _____ Pat Brown, OF (First Team)<br/>James Street, P (First Team)</p> | <p><b>1969</b> _____ Lou Bagwell, IF (First Team)<br/>Pat Brown, OF (First Team)<br/>David Chalk, OF (First Team)<br/>David Hall, 3B (First Team)<br/>Burt Hooton, P (First Team)<br/>James Street, P (First Team)</p> <p><b>1970</b> _____ Lou Bagwell, SS (First Team)<br/>David Chalk, 3B (First Team)<br/>David Hall, OF (First Team)<br/>Burt Hooton, P (First Team)<br/>John Langerhans, 1B (First Team)<br/>Jack Miller, OF (First Team)<br/>James Street, P (First Team)</p> <p><b>1971</b> _____ David Chalk, 3B (First Team)<br/>Burt Hooton, P (First Team)<br/>John Langerhans, 1B (First Team)<br/>Mike Markl, 1B (First Team)<br/>Walt Rothe, OF (First Team)</p> <p><b>1972</b> _____ Bill Berryhill, C (First Team)<br/>David Chalk, 3B (First Team)<br/>Mike Markl, 2B (First Team)<br/>Ken Pape, OF (First Team)<br/>Terry Pyka, OF (First Team)<br/>Ron Roznovsky, P (First Team)</p> <p><b>1973</b> _____ Bobby Clark, UT (First Team)<br/>Keith Moreland, 3B (First Team)<br/>Ron Roznovsky, P (First Team)<br/>Richard Wortham, P (First Team)</p> <p><b>1974</b> _____ Rick Bradley, C (First Team)<br/>Jim Gideon, P (First Team)<br/>Keith Moreland, UT (First Team)<br/>Terry Pyka, OF (First Team)<br/>Blair Stouffer, SS (First Team)</p> <p><b>1975</b> _____ Rick Bradley, C (First Team)<br/>Martin Flores, P (First Team)<br/>Jim Gideon, P (First Team)<br/>Keith Moreland, 3B (First Team)<br/>Garry Pyka, 2B (First Team)<br/>Mickey Reichenbach, 1B (First Team)</p> <p><b>1976</b> _____ Charles Proske, OF (First Team)<br/>Garry Pyka, IF (First Team)<br/>Mickey Reichenbach, 1B (First Team)<br/>Richard Wortham, P (First Team)</p> <p><b>1977</b> _____ Wendell Hibbett, OF (First Team)<br/>Don Kainer, P (First Team)</p> <p><b>1978</b> _____ Keith Creel, P (First Team)</p> <p><b>1979</b> _____ Joe Bruno, OF (First Team)<br/>Ron Gardenhire, SS (First Team)<br/>Jerry Don Gleaton, P (First Team)<br/>Terry Salazar, 1B (First Team)<br/>Rick Wright, P (First Team)</p> <p><b>1980</b> _____ Chris Campbell, 1B (First Team)<br/>Keith Creel, P (First Team)<br/>Dean David, 2B (First Team)<br/>Ricky Nixon, DH (First Team)<br/>Mike Zatopek, OF (First Team)</p> | <p><b>1981</b> _____ Tony Arnold, P (First Team)<br/>Robert Culley, 3B (First Team)<br/>Burk Goldthorn, C (First Team)<br/>Spike Owen, SS (First Team)</p> <p><b>1982</b> _____ Mike Brumley, OF (First Team)<br/>Mike Capel, P (First Team)<br/>Kirk Killingsworth, P (First Team)<br/>Spike Owen, SS (First Team)</p> <p><b>1983</b> _____ Mike Brumley, SS (First Team)<br/>Kirk Killingsworth, P (First Team)<br/>Calvin Schiraldi, P (First Team)<br/>Jose Tolentino, 1B (First Team)</p> <p><b>1984</b> _____ Bill Bates, 2B (First Team)<br/>Eric Boudreaux, P (First Team)<br/>Dennis Cook, OF (First Team)<br/>David Denny, 3B (First Team)<br/>Greg Swindell, P (First Team)</p> <p><b>1985</b> _____ Bill Bates, 2B (First Team)<br/>Dennis Cook, OF (First Team)<br/>David Denny, OF (First Team)<br/>Greg Swindell, P (First Team)</p> <p><b>1986</b> _____ Scott Coolbaugh, OF (First Team)<br/>Todd Haney, 2B (First Team)<br/>Coby Kerlin, SS (First Team)<br/>Greg Swindell, P (First Team)</p> <p><b>1987</b> _____ Brian Cisarik, 1B (First Team)<br/>Todd Haney, 2B (First Team)<br/>Coby Kerlin, IF (First Team)<br/>Curt Krippner, P (First Team)</p> <p><b>1988</b> _____ Scott Bryant, OF (First Team)<br/>Brian Cisarik, 1B (First Team)<br/>Rusty Crockett, OF (First Team)<br/>Kirk Dressendorfer, P (First Team)<br/>Brian Johnson, C (First Team)<br/>Mike Patrick, DH (First Team)<br/>Eric Stone, P (First Team)</p> <p><b>1989</b> _____ Scott Bryant, DH (First Team)<br/>Kirk Dressendorfer, P (First Team)</p> <p><b>1990</b> _____ David Tollison, 2B (First Team)<br/>Kirk Dressendorfer, P (First Team)<br/>Scott Pugh, 1B (First Team)</p> <p><b>1991</b> _____ Clay King, 3B (First Team)<br/>Shane Halter, SS (First Team)<br/>Brooks Kieschnick, P/DH (First Team)</p> <p><b>1992</b> _____ Chris Abbe, C (First Team)<br/>Charles Abernathy, OF (First Team)<br/>Robert DeLeon, 2B (First Team)<br/>Tim Harkrider, SS (First Team)<br/>Brooks Kieschnick, P/DH (First Team)<br/>Clay King, 3B (First Team)<br/>Calvin Murray, OF (First Team)</p> |
|--|--|--|



## Conference Honors

### ALL-SOUTHWEST CONFERENCE/ALL-BIG 12

- 1993** \_\_\_\_\_ Brooks Kieschnick, P/DH (First Team)  
Braxton Hickman, 1B (First Team)
- 1994** \_\_\_\_\_ Tony Vasut, 2B (First Team)  
Ryan Kjos, P (First Team)  
J.D. Smart, P (First Team)  
Stephen Larkin, OF/1B (First Team)  
Jeff Conway, OF (First Team)  
Shea Morenz, OF (First Team)  
Jay Vaught, P (First Team)  
Clint Koppe, P (First Team)  
Wylie Campbell, SS (First Team)
- 1995** \_\_\_\_\_ Kip Harkrider, SS (First Team)  
MacGregor Byers, IF (First Team)  
Shea Morenz, OF (First Team)  
Jake O'Dell, P (First Team)  
J.D. Smart, P (First Team)
- 1996** \_\_\_\_\_ MacGregor Byers, OF (First Team)  
Eric French, P (First Team)  
Kip Harkrider, SS (First Team)  
JoJo Hinojosa, P (First Team)  
Scott Leon, P (First Team)  
Jake O'Dell, P (First Team)  
Danny Peoples, 1B (First Team)  
Trey Salinas, 3B (First Team)

#### BIG 12

- 1997** \_\_\_\_\_ Mark Cridland, OF (Second Team)  
Kip Harkrider, UT (Second Team)  
Brett Loeffler, OF (Second Team)
- 1998** \_\_\_\_\_ Mark Cridland, OF (Second Team)  
Scott Dunn, SP (Hon. Mention)
- 1999** \_\_\_\_\_ Jason Moore, SS (First Team)  
Tommy Nicholson, 2B (Hon. Mention)  
Sam Anderson, C (Hon. Mention)  
Scott Dunn, SP (Hon. Mention)  
Phil Seibel, RP (Hon. Mention)
- 2000** \_\_\_\_\_ Ben Edmond, OF (First Team)  
Beau Hale, SP (First Team)  
Tommy Nicholson, 2B (First Team)  
Charlie Thames, RP (First Team)  
Todd West, SS (First Team)  
D.J. Jones, SP (Second Team)  
Jeff Ontiveros, 1B (Hon. Mention)
- 2001** \_\_\_\_\_ Omar Quintanilla, SS (First Team)  
Gerrit Simpson, SP (First Team)  
Ryan Hubele, UT (Second Team)  
Matt Rosenberg, OF (Second Team)  
Justin Simmons, SP (Second Team)  
Sam Anderson, C (Hon. Mention)  
Ryan Brooks, 3B (Hon. Mention)

- 2002** \_\_\_\_\_ Tim Moss, 2B (First Team)  
Justin Simmons, SP (First Team)  
Huston Street, RP (First Team)  
Brad Halsey, SP (Second Team)  
Michael Hollimon, SS (Second Team)  
Jeff Ontiveros, 1B (Second Team)  
Omar Quintanilla, 3B (Second Team)  
Eugene Espinelli, RP (Hon. Mention)  
Ryan Hubele, C (Hon. Mention)  
Dustin Majewski, OF (Hon. Mention)  
J.D. Reininger, DH (Hon. Mention)
- 2003** \_\_\_\_\_ J.P. Howell, SP (First Team)  
Dustin Majewski, OF (First Team)  
Omar Quintanilla, SS (First Team)  
Huston Street, RP (First Team)  
Eric Sultemeier, OF (Second Team)  
J. Brent Cox, SP (Hon. Mention)  
Joe Ferin, OF (Hon. Mention)  
Brantley Jordan, RP (Hon. Mention)  
Tim Moss, 2B (Hon. Mention)  
Danny Muegge, SP (Hon. Mention)  
Justin Simmons, SP (Hon. Mention)  
Taylor Teagarden, C (Hon. Mention)
- 2004** \_\_\_\_\_ J. Brent Cox, RP (First Team)  
J.P. Howell, SP (First Team)  
Carson Kainer, OF (First Team)  
Huston Street, RP (First Team)  
Drew Stubbs, OF (First Team)  
Curtis Thigpen, C/1B (First Team)  
Robby Hudson, SS (Second Team)  
Buck Cody, RP (Hon. Mention)  
Hunter Harris, OF (Hon. Mention)  
Seth Johnston, 2B (Hon. Mention)  
Sam LeCure, SP (Hon. Mention)  
Kyle McCulloch, SP (Hon. Mention)  
Ryan Russ, OF (Hon. Mention)  
Justin Simmons, SP (Hon. Mention)  
Taylor Teagarden, C (Hon. Mention)
- 2005** \_\_\_\_\_ J. Brent Cox, RP (First Team)  
Seth Johnston, IF (First Team)  
Kyle McCulloch, SP (First Team)  
Drew Stubbs, OF (First Team)  
Taylor Teagarden, C (First Team)  
Clay Van Hook, UT (Second Team)  
Adrian Alaniz, SP (Hon. Mention)  
Randy Boone, SP (Hon. Mention)  
Buck Cody, RP (Hon. Mention)  
Will Crouch, DH (Hon. Mention)  
Robby Hudson, 2B (Hon. Mention)  
Carson Kainer, OF (Hon. Mention)  
David Maroul, 3B (Hon. Mention)  
Nick Peoples, OF (Hon. Mention)  
Clayton Stewart, RP (Hon. Mention)  
Chance Wheelless, 1B (Hon. Mention)

- 2006** \_\_\_\_\_ Hunter Harris, DH (First Team)  
Kyle McCulloch, SP (First Team)  
Drew Stubbs, OF (First Team)  
Chance Wheelless, 1B (First Team)  
Carson Kainer, OF (Second Team)  
Austin Wood, RP (Second Team)
- 2007** \_\_\_\_\_ Adrian Alaniz, SP (First Team)  
Preston Clark, C (First Team)  
Kyle Russell, OF (First Team)  
Bradley Suttle, 3B (First Team)  
Chance Wheelless, 1B (First Team)  
Randy Boone, RP (Second Team)  
James Russell, SP (Second Team)  
Jordan Danks, OF (Hon. Mention)  
Russell Moldenhauer, DH (Hon. Mention)  
Travis Tucker, 2B (Hon. Mention)
- 2008** \_\_\_\_\_ Jordan Danks, OF (Second Team)  
Chance Ruffin, SP (Second Team)  
Brandon Belt, 1B (Hon. Mention)  
Preston Clark, UT (Hon. Mention)  
Cole Green, RP (Hon. Mention)  
David Hernandez, SS (Hon. Mention)  
Russell Moldenhauer, OF (Hon. Mention)  
Cameron Rupp, C (Hon. Mention)  
Kyle Russell, OF (Hon. Mention)  
Michael Torres, DH (Hon. Mention)
- 2009** \_\_\_\_\_ Chance Ruffin, SP (First Team)  
Austin Wood, RP (First Team)  
Connor Rowe, OF (Second Team)  
Brandon Belt, 1B (Hon. Mention)  
Kevin Keyes, OF (Hon. Mention)  
Brandon Loy, IF (Hon. Mention)  
Cameron Rupp, C (Hon. Mention)  
Michael Torres, IF (Hon. Mention)
- 2010** \_\_\_\_\_ Cole Green, SP (First Team)  
Russell Moldenhauer, DH (First Team)  
Chance Ruffin, RP (First Team)  
Cameron Rupp, C (First Team)  
Brandon Workman, SP (First Team)  
Taylor Jungmann, SP (Second Team)  
Kevin Keyes, OF (Second Team)  
Brandon Loy, SS (Second Team)  
Tant Shepherd, 1B (Second Team)  
Connor Rowe, OF (Hon. Mention)  
Cohl Walla, OF (Hon. Mention)



# Conference Honors

ALL-BIG 12

- 2011 \_\_\_\_ Taylor Jungmann, SP (First Team)  
Corey Knebel, RP (First Team)  
Brandon Loy, SS (First Team)  
Erich Weiss, 3B (First Team)  
Tant Shepherd, 1B (Second Team)  
Cole Green, SP (Hon. Mention)  
Paul Montalbano, OF (Hon. Mention)
- 2012 \_\_\_\_ Corey Knebel, RP (First Team)  
Erich Weiss, IF (First Team)  
Jacob Felts, C (Second Team)  
Hoby Milner, RP (Second Team)  
Mark Payton, OF (Second Team)  
Jordan Etier, IF (Hon. Mention)  
Parker French, SP (Hon. Mention)  
Jonathan Walsh, OF (Hon. Mention)
- 2013 \_\_\_\_ Mark Payton, OF (First Team)  
Dillon Peters, SP (Second Team)  
Ty Marlow, RP/1B (Hon. Mention)



## Team Awards

### TEAMMATE OF THE YEAR

1999	Sam Anderson, C
2000	Ryan Brooks, 3B
2001	Sam Anderson, C
2002	Chris Carmichael, OF
2003	Kevin Frizzell, P
2004	Pack Landfair, C
2005	Pack Landfair, C
2006	Hunter Harris, OF
2007	Drew Bishop, P
	Travis Tucker, 2B
2008	Drew Bishop, P
2009	Keith Shinaberry, P
2010	Riley Boening, P
2011	Kendal Carrillo, P
2012	Patrick Marsh, C

### LOWE'S MOST IMPROVED PLAYER

1999	Beau Hale, P
2000	Kevin Frizzell, P
2001	Tim Moss, 2B
2002	Tim Moss, 2B
2003	Joe Ferin, OF
2004	Seth Johnston, 2B
2005	Chance Wheelless, 1B
2006	Preston Clark, C
2007	Chance Wheelless, 1B
2008	Cameron Rupp, C
2009	Connor Rowe, OF
2010	Tant Shepherd, 1B
2011	Sam Stafford, P
2012	Jacob Felts, C

### MOST VALUABLE PITCHER

1999	D.J. Jones
2000	D.J. Jones
2001	Gerrit Simpson
2002	Justin Simmons
2003	J.P. Howell
2004	J.P. Howell
2005	J. Brent Cox
2006	Kyle McCulloch
2007	Adrian Alaniz
	Joseph Krebs
2008	Chance Ruffin
2009	Taylor Jungmann
2010	Cole Green
2011	Taylor Jungmann
2012	Parker French

### MOST VALUABLE PLAYER

1962	Tom Belcher, P
1963	Bill Bethea, SS
1964	Bob Meyer, P
1965	John Collier, P
1966	Gary Moore, P/OF
1967	Tommy Moore, P
1968	James Street, P
1969	James Street, P
1970	James Street, P
1971	Burt Hooton, P
1972	Mike Markl, 2B
1973	Ron Roznovsky, P
1974	Jim Gideon, P
1975	Jim Gideon, P
1976	Richard Wortham, P
1977	Jerry Jones, OF
1978	Keith Creel, P
1979	Jerry Don Gleaton, P
1980	Keith Creel, P
1981	Tony Arnold, P & Burk Goldthorn, C
1982	Spike Owen, SS
1983	Calvin Schiraldi, P
1984	Greg Swindell, P
1985	Greg Swindell, P
1986	Scott Coolbaugh, OF
1987	Brian Cisarik, 1B
1988	Brian Cisarik, 1B
1989	Scott Bryant, DH
1990	David Tollison, 2B
1991	Brooks Kieschnick, P/DH
1992	Brooks Kieschnick, P/DH
1993	Brooks Kieschnick, P/DH
1994	Shea Morenz, RF
1995	Jake O'Dell, P
1999	Jason Cox, C/OF
2000	Tommy Nicholson, 2B
2001	Omar Quintanilla, IF
2002	Tim Moss, 2B
2003	Dustin Majewski, OF
2004	Curtis Thigpen, C/1B
2005	Seth Johnston, SS
2006	Carson Kainer, OF & Drew Stubbs, OF
2007	Kyle Russell, OF
2008	Kyle Russell, OF
2009	Cameron Rupp, C
2010	Cameron Rupp, C
2011	Taylor Jungmann, P
2012	Mark Payton, OF



# Team Awards

## STUDENT SERVICES MOST INSPIRED PERFORMANCE

2006	Preston Clark
2007	Keith Shinaberry
	Travis Tucker
2008	Drew Bishop
2009	Keith Shinaberry
2010	Kendal Carrillo
2011	Alex Silver
2012	John Curtiss

## STUDENT SERVICES ACADEMIC ACHIEVEMENT

2006	Drew Stubbs
2007	Bradley Suttle
2008	Russell Moldenhauer
2009	Russell Moldenhauer
2010	Austin Dicharry
2011	Kendall Carrillo and Patrick Marsh
2012	Patrick Marsh and Austin Dicharry

## LONGHORN ACADEMIC SPIRIT

2006	Drew Bishop
2007	Drew Bishop
2008	Austin Wood
2009	Stayton Thomas
2010	Cole Green
2011	Jordan Etier
2012	Jacob Felts



# Postseason Tournament Honors

**1953**

**College World Series**  
J.L. Smith, P &

**1975**

**College World Series**  
Mickey Reichenbach, 1B &

**1979**

**SWC Tournament**  
Keith Creel, P &  
**NCAA Central Regional**  
Jerry Don Gleaton, P &

**1980**

**SWC Tournament**  
Robert Culley, 2B  
Spike Owen, SS  
Quin Lloyd, OF  
Keith Creel, P  
**NCAA Central Regional**  
Spike Owen, SS  
Mike Zatopek, OF  
Keith Creel, P

**1981**

**SWC Tournament**  
Burk Goldthorn, C &  
Tony Arnold, P  
Spike Owen, SS  
Mike Livermore, 3B  
Kirk Killingsworth, OF  
Tracy Dophied, OF  
**NCAA Central Regional**  
Burk Goldthorn, C  
Mark Reynolds, OF  
Mike Zatopek, OF  
Spike Owen, SS &  
Larry Long, OF  
Tony Arnold, P &

**1982**

**SWC Tournament**  
Jeff Hearn, C  
Randy Day, 1B  
Spike Owen, SS  
Randy Richards, OF  
Mike Brumley, 3B  
Roger Clemens, P  
Kirk Killingsworth, OF  
**NCAA Central Regional**  
Jeff Hearn, C  
Randy Day, 1B  
Milo Choate, 3B &  
Spike Owen, SS  
Mark Reynolds, OF  
Roger Clemens, P

**1983**

**SWC Tournament**  
Calvin Schiraldi, P  
Jeff Hearn, C  
Bryan Burrows, 2B  
Jose Tolentino, 1B &  
**NCAA Central Regional**  
Jeff Hearn, C  
Jose Tolentino, 1B  
Bill Bates, 2B  
Mike Brumley, SS  
Johnny Sutton, OF  
Steve Labay, P  
Doug Hodo, OF  
Roger Clemens, P  
Kirk Killingsworth, P  
**College World Series**  
Jeff Hearn, C  
Bill Bates, 2B  
Mike Brumley, SS  
Calvin Schiraldi, P &

**1984**

**NCAA Central Regional**  
Dennis Cook, P &  
Bill Bates, 2B  
Jamie Doughty, 3B  
David Denny, OF  
Steve Labay, OF  
Greg Swindell, P

**1985**

**SWC Tournament**  
David Wzresinski, OF  
Bill Bates, 2B  
Greg Swindell, P  
**College World Series**  
Bill Bates, 2B  
Dennis Cook, P  
Greg Swindell, P

**1986**

**NCAA Central Regional**  
Scott Coolbaugh, 3B

**1987**

**SWC Tournament**  
Lenny Bell, 1B  
Todd Haney, 2B  
Scott Coolbaugh, 3B  
Coby Kerlin, SS  
Brian Cisarik, OF  
Curt Krippner, P  
Mark Petkovsek, P  
**NCAA Central Regional**  
Brian Cisarik, 1B &  
Todd Haney, 2B  
Scott Coolbaugh, 3B  
Mike Patrick, DH

**1988**

**SWC Tournament**  
Brian Johnson, C  
Brian Cisarik, OF &  
Joel Chimelis, SS  
Mike Patrick, C  
Kirk Dressendorfer, P  
Preston Watson, P  
**NCAA Central Regional**  
Craig Newkirk, 3B &  
Joel Chimelis, SS  
Rusty Crockett, OF

**1989**

**SWC Tournament**  
Clay King, 3B  
David Tollison, 1B  
Arthur Butcher, OF  
Scott Bryant, OF  
Kirk Dressendorfer, P  
**NCAA Midwest Regional**  
Jon Prather, C  
Arthur Butcher, OF  
Kirk Dressendorfer, P &  
Brian Dare, P  
**College World Series**  
David Lowery, 2B  
Craig Newkirk, 3B  
Arthur Butcher, OF  
Scott Bryant, OF

**1990**

**SWC Tournament**  
David Tollison, 2B  
Lance Jones, OF  
Chris Gaskill, P  
Kirk Dressendorfer, P  
**NCAA Central Regional**  
Lance Jones, P &  
Mark Smith, OF

**1991**

**SWC Tournament**  
Roger Luce, C  
Clay King, 3B  
Scott Pugh, UT  
Charles Abernathy, OF &  
Tim Belk, OF  
Brooks Kieschnick, P  
**NCAA Central Regional**  
Scott Pugh, 1B  
Brooks Kieschnick, P &

**1992**

**NCAA Central Regional**  
Tim Harkrider, SS  
Clay King, 3B  
Calvin Murray, OF &  
Brooks Kieschnick, P  
Jay Vaught, P  
**College World Series**  
Brooks Kieschnick, P

**1993**

**SWC Tournament**  
Braxton Hickman, 1B  
Tim Harkrider, SS  
Mark Prather, OF  
Brooks Kieschnick, DH &  
Brooks Kieschnick, P &  
**NCAA Central Regional**  
Tim Harkrider, SS  
Mark Prather, OF  
Jerry Taylor, OF  
Brooks Kieschnick, DH &  
Brooks Kieschnick, P &

**1994**

**SWC Tournament**  
Stephen Larkin, 1B  
Shea Morenz, OF  
Jay Vaught, P  
Ryan Kjos, P &  
**NCAA Central Regional**  
Steve Heinrich, 2B  
Jose Flores, 3B  
Jerry Taylor, OF

**1995**

**SWC Tournament**  
Roman Escamilla, C  
Jake O'Dell, P  
**Midwest II Regional**  
Shea Morenz, OF  
Brett Loeffler, OF



# Postseason Tournament Honors

1996	2003	2006	2010
<p><b>SWC Tournament</b> Jake O'Dell, P Clint Kiemsteadt, OF</p>	<p><b>Big 12 Tournament</b> Joe Ferin, OF Seth Johnston, DH Dustin Majewski, OF &amp; Tim Moss, 2B Omar Quintanilla, SS Huston Street, P</p>	<p><b>Big 12 Tournament</b> Hunter Harris, DH Kenn Kasperek, P Drew Stubbs, OF</p>	<p><b>Big 12 Tournament</b> Connor Rowe, OF</p>
<p><b>1999</b></p> <p><b>NCAA Houston Regional</b> Jeff Ontiveros, 1B Mike Pumo, OF</p>	<p><b>NCAA Austin Regional</b> Joe Ferin, OF Dustin Majewski, OF &amp; Omar Quintanilla, SS Justin Simmons, P</p>	<p><b>NCAA Austin Regional</b> Carson Kainer, OF</p>	<p><b>NCAA Austin Regional</b> Taylor Jungmann, P Kevin Keyes, OF Brandon Loy, SS Russell Moldenhauer, DH Cameron Rupp, C</p>
<p><b>2000</b></p> <p><b>Big 12 Tournament</b> Beau Hale, P Ryan Hubele, C</p> <p><b>NCAA Tempe Regional</b> Beau Hale, P Ryan Hubele, C &amp; Tommy Nicholson, 2B Matt Rosenberg, OF Phil Seibel, P Todd West, SS</p>	<p><b>NCAA Austin Regional</b> Joe Ferin, OF Dustin Majewski, OF &amp; Omar Quintanilla, SS Justin Simmons, P</p> <p><b>College World Series</b> Curtis Thigpen, 1B</p>	<p><b>2007</b></p> <p><b>Big 12 Tournament</b> Chance Wheelless, 1B Jordan Danks, OF</p> <p><b>NCAA Austin Regional</b> Chais Fuller, SS Bradley Suttle, 3B Nick Peoples, OF Russell Moldenhauer, DH</p>	<p><b>2011</b></p> <p><b>Big 12 Tournament</b> Taylor Jungmann, P Brandon Loy</p> <p><b>NCAA Austin Regional</b> Cole Green, P Brandon Loy, SS Kevin Lusson, 3B Paul Montalbano, OF Mark Payton, OF Tant Shepherd, 1B</p>
<p><b>2001</b></p> <p><b>NCAA Palo Alto Regional</b> Sam Anderson, C Jeff Ontiveros, 1B Tim Moss, 2B Ben King, OF &amp; Matt Rosenberg, OF Gerrit Simpson, P</p>	<p><b>2004</b></p> <p><b>Big 12 Tournament</b> Curtis Thigpen, 1B</p> <p><b>NCAA Austin Regional</b> Seth Johnston, 2B Sam LeCure, P Dooley Prince, OF Drew Stubbs, OF Taylor Teagarden, C &amp; Curtis Thigpen, 1B</p> <p><b>College World Series</b> Seth Johnston, 2B</p>	<p><b>2008</b></p> <p><b>Big 12 Tournament</b> Brandon Belt, 1B &amp; Jordan Danks, OF Russell Moldenhauer, OF</p> <p><b>NCAA Houston Regional</b> Preston Clark, 3B Chance Ruffin, P Kyle Russell, OF &amp; Michael Torres, DH</p>	
<p><b>2002</b></p> <p><b>Big 12 Tournament</b> Jeff Ontiveros, 1B Dustin Majewski, OF &amp; J.D. Reininger, DH Ray Clark, P Huston Street, P</p> <p><b>NCAA Austin Regional</b> Tim Moss, 2B Omar Quintanilla, 3B Dustin Majewski, OF &amp; Kalani Napoleon, OF J.D. Reininger, DH Brad Halsey, P Alan Bomer, P</p> <p><b>College World Series</b> Tim Moss, 2B Omar Quintanilla, 3B Dustin Majewski, OF Justin Simmons, P Huston Street, P &amp;</p>	<p><b>2005</b></p> <p><b>Big 12 Tournament</b> Randy Boone, P Seth Johnston, SS Nick Peoples, OF</p> <p><b>NCAA Austin Regional</b> Adrian Alaniz, P Will Crouch, DH Robby Hudson, 2B Nick Peoples, OF Drew Stubbs, OF Taylor Teagarden, C &amp;</p> <p><b>College World Series</b> J. Brent Cox, P Will Crouch, DH Seth Johnston, SS David Maroul, 3B &amp; Kyle McCulloch, P Taylor Teagarden, C</p>	<p><b>2009</b></p> <p><b>Big 12 Tournament</b> Brandon Belt, 1B Brandon Loy, SS &amp; Chance Ruffin, P</p> <p><b>NCAA Austin Regional</b> Preston Clark, 1B Kevin Keyes, OF Cameron Rupp, C Travis Tucker, 2B Austin Wood, P &amp;</p> <p><b>College World Series</b> Taylor Jungmann Russell Moldenhauer Cameron Rupp</p>	



## T-Association/Letterwinners

### A

Abbe, Chris (1991-92)  
 Abernathy, Charles (1991-92)  
 Acker, James J. (1978-80)  
 Adams, Art (1959-61)  
 Adams, James Carroll (1955-56)  
 Adamson, Roy L. (1908-09)  
 Adare, Kendal (1996-97)  
 Ahrens, Troy (1994-95)  
 Alaniz, Adrian (2005-07)  
 Alcazar, Vince, Mgr. (1993-95, 98)  
 Allen, Arthur M., (1922-23)  
 Allen, Ben D. "Stookie" (1925)  
 Allen, Josh, Mgr. (2002)  
 Allen, Tim (1962)  
 Allen, Tommy, Trn. (1983-84)  
 Allen, Wilbur Price (1899-1900, 02)  
 Alvis, Roy Maxwell (1958)  
 Amos, Patrick John (1968-70)  
 Amsler, Walter S. (1901)  
 Andersen, Leroy Earle (1945)  
 Anderson, Michael Dean (1975)  
 Anderson, Sam (1999-2001)  
 Anderson, Tilden (1912-15)  
 Andrews, William "Rooster" (1944), Mgr. (1946)  
 Ankenman, Fred N. "Pat" (1932-34)  
 Ansley, Lucius Eddie (1956)  
 Ardrey, Herbert D. (1896, 1900)  
 Ardrey, J. Howard (1892-93)  
 Arnette, Jay (1958-60)  
 Arnold, O.C. (1934)  
 Arnold, Tony Dale (1978-79, 81)  
 Aspito, Jason (1998-99)  
 Ater, Raymond (1930-32)  
 Auler, Hugo A. (1921-23)  
 Avinger, John Magrill (1944-45)  
 Ayers, Joseph Anthony (1976)

### B

Baebel, A.K. (1933-35)  
 Bagwell, Louis Lee (1968-70)  
 Bailey, Carlton L. (1916)  
 Bailey, Richard F. (1913-15)  
 Baker, Kasey (2001)  
 Baker, Neal (1926-27)  
 Baker, Robby (1999)  
 Baldrige, Robert F. (1932)  
 Baldwin, F.T. "Star" (1911-12)  
 Ball, Thomas Henry (1972-74)  
 Bandy, Ronald Davis (1963-65)  
 Barker, Donny (1996, 98)  
 Barrow, Dave (1919)  
 Barry, Ralph W. (1918-20)  
 Baskin, C.L. (1993)  
 Bassett, Carter (1929)  
 Barton, James (2013)  
 Bates, Bill (1983-85)  
 Batsell, Charles W. (1897-98)  
 Baumgarten, Henry "Heine" (1926-27)  
 Baumgarten, Maurice (1930-32)  
 Baxter, Mitch (1959)  
 Beall, James (1918)  
 Beamon, Calvin (2005)  
 Beard, Mike (1970-71)

Beasley, John R. (1903-04)  
 Behnsh, Bobby Vincent (1985-86)  
 Belcher, Thomas F. (1960-62)  
 Belk, Tim (1991)  
 Bell, Francis Folsom (1963)  
 Bell, Howard Dewey (1945)  
 Bell, Lenny (1987)  
 Bellow, Kirby (2011-13)  
 Belt, Brandon (2008-09)  
 Bengtson, Harry Lenox (1951-52)  
 Bennett, Bill Tom (1934)  
 Benson, Stuart (1950-51, 55)  
 Berry, Thomas Eugene (1943)  
 Berryhill, Bill Hall (1971-73)  
 Bethea, Bill (1961-63)  
 Bethea, Steve (1988-89)  
 Bettis, K.K., Mgr. (1913)  
 Biesenbach, Randy (1951-53)  
 Bigham, Charles Dean (1951)  
 Bishop, Drew (2007-08)  
 Blacklock, A.G. (1898)  
 Blanton, Claude (1932-33)  
 Blessing, Chad (1993-95)  
 Blocker, William H., Mgr. (1945, 48-49, 51)  
 Bloebaum, Douglas (1931, 33)  
 Bloombaugh, Harry (1896-97)  
 Boening, Riley (2006, 08-10)  
 Boes, Jeffrey (2007)  
 Bolanz, Henry L. (1918)  
 Bomer, Alan (2002)  
 Bonner, Thomas D. (1902)  
 Boone, Randy (2004-07)  
 Borneman, Raymond T. (1943)  
 Bornemann, Brett, Mgr. (1999-2002)  
 Bostick, Alton F. (1941)  
 Boudreaux, Eric A. (1983-84)  
 Boyd, Forrest Paul (1964-66)  
 Boyd, W.D. (1922)  
 Brackenridge, John Adams (1898)  
 Bradley, James Richard (1974-75)  
 Bradley, Mike (1987-88, 90)  
 Branch, Norman (1934-36)  
 Braswell, Sean (1996, 99)  
 Brazelton, Lewis E. (1960-62)  
 Brent, Fred D. (1946)  
 Brewer, James Alfred (1955)  
 Brizzolara, Anthony J. (1976-77)  
 Brock, Frank Edgar (1954)  
 Brock, Robert F. (1948-50)  
 Brooks, Ryan (2000-01)  
 Brown, Alan W. (1983)  
 Brown, David Patrick (1967-69)  
 Brown, Earl A. (1913-14)  
 Brown, Harry K. (1897)  
 Brown, Hyder J. (1908)  
 Brown, James Ray (1972, 74)  
 Brown, W. Clark (1910-11, 13-14)  
 Browne, Calhoun Metz (1896)  
 Browne, James Gibbons (1906)  
 Browne, Marion S. (1895)  
 Browning, Milton (1928-29)  
 Brownlee, Charles H. (1908)  
 Brownlee, J. Houghton, Mgr. (1910)  
 Brumley, Mike (1981-83)  
 Bruno, Joe (1978-79)  
 Buckley, William, Mgr. (2007)

Bryant, Randolph W., Mgr. (1973)  
 Bryant, Scott (1987-89)  
 Brydson, Brandon (1994)  
 Buckellew, Cleveland O. (1955)  
 Burke, S.P. (1901)  
 Burleson, David W. (1961)  
 Burley, Rick (1973-74)  
 Burnett, C.E. (1924)  
 Burrows, Bryan (1981-83)  
 Burrows, Burton Kelly (1978-79)  
 Burrows, Eddie (1950-51)  
 Bushong, Howard F. (1976)  
 Butcher, Arthur (1988-89)  
 Byers, MacGregor (1994-96)  
 Byers, Robby Marshall (1985-86)  
 Byrd, Patrick, Mgr. (1991)

### C

Calhoun, Arthur Ludlow (1902-03)  
 Callaway, Robert E. (1960-61)  
 Campbell, Chris (1980-81)  
 Campbell, Robert Lee (1943-44)  
 Campbell, Wylie (1994-96)  
 Cannon, C.W. (1897)  
 Cannon, David C. "Bobby" (1916-17, 19)  
 Cantu, Steve (1987-88)  
 Capel, Mike (1982-83)  
 Caperton, James R. (1896)  
 Carmichael, Amos E. (1916)  
 Carmichael, Chris (2000, 02)  
 Carothers, H.W. (1899)  
 Carr, Robert I. (1929-30)  
 Carrillo, Danny, Trn. (1985)  
 Carrillo, Kendal (2009-11)  
 Carrington, Richard (1957)  
 Carson, J.E. (1922-24)  
 Carter, Madison (2013)  
 Cartwright, E.B. (1913-1915)  
 Cavness, Donald W. (1949-50)  
 Chalk, David (1969-72)  
 Chan, Derrick, Trn. (2007)  
 Chapman, Thomas R. (1901)  
 Chapple, Ryan (1997)  
 Chelette, Mark (1978-79)  
 Cherrone, Paul (1990-91)  
 Chimelis, Joel (1988)  
 Choate, Milo (1980-82)  
 Cisarik, Brian (1986-88)  
 Cisarik, James Allen (1978, 80)  
 Clancy, Steve Michael (1972-73)  
 Clark, James Weldon (1963)  
 Clark, Preston (2006-09)  
 Clark, Ray (2000-02)  
 Clark, Robert "Bobby" (1973-74)  
 Clauss, Miles (2006)  
 Clemens, Roger (1982-83)  
 Clements, Allen John (1966-67)  
 Clements, Kelly (1995-97)  
 Clements, O.J. "Jubilo" (1923-25)  
 Cobb, W. Moulton, Mgr. (1922)  
 Cody, Buck (2002-05)  
 Collier, John Calvin (1963-65)  
 Collins, Jeff, Trn. (2004)  
 Collins, Jim Parmele (1942-43)  
 Collins, W.H. (1918)  
 Cone, Robert E. (1912-15)

Connor, Ed. C., Mgr. (1901, 05)  
 Connor, Maurice F., Jr. (1944)  
 Conway, Jack Clements (1937-39)  
 Conway, Jeff (1993-94)  
 Cook, Dennis (1985)  
 Coolbaugh, Scott (1986-87)  
 Costa, Anthony (1935)  
 Cousins, William H. (1938)  
 Cox, Alex F. (1921)  
 Cox, Chris (1991)  
 Cox, J. Brent (2003-05)  
 Cox, Jason (1998-99)  
 Cox, Leslie (1925)  
 Cox, William Jessie (1944-47)  
 Cravey, Brian (1993-95)  
 Creel, Steven Keith (1978-80)  
 Crenshaw, Charlie E. (1971-73)  
 Creswell, Frank (1896-97)  
 Cridland, Mark (1997-98)  
 Crockett, Rusty (1987-88)  
 Crosby, Jack R. (1944)  
 Crosta, Nic (2002)  
 Crouch, James W. (1970-71)  
 Crouch, Will (2004-05)  
 Croucher, Leslie (1940-41)  
 Cuellar, Robert (1972, 74)  
 Culbreth, Ty (2013)  
 Culley, Robert (1980-81)  
 Curtis, Lee (1923)  
 Curtiss, John (2012)





## T-Association/Letterwinners

### D

Dallas, A. Denny, Mgr. (1926)  
 Dalton, C.T., Mgr. (1903)  
 Daly, James P. (1898)  
 Dalzell, Robert (1944)  
 Daniel, M.E. (1914)  
 Daniels, Eddie Joe (1954-55)  
 Daniels, Patrick B., Mgr. (1983-84)  
 Danks, Jordan (2006-08)  
 Dare, Brian (1988-90)  
 David, Dean (1980)  
 Davis, Blake (1996)  
 Davis, Bond (1935)  
 Davis, Tim (1987)  
 Day, Randall (1981-82)  
 Day, Steven Earl (1976-77)  
 De La Fuente, Mario J. "Mike" (1929-31)  
 Dealey, W.A., Mgr. (1912)  
 Deason, Milton (1951)  
 Decherd, Will T. (1897-99)  
 DeLeon, Robert (1992)  
 Demperio, Michael (2007)  
 Denman, William Edwin (1964-65)  
 Denny, David (1982-85)  
 Deutsch, Melvin (1939-41)  
 Deutsch, Wilson P. (1941-42)  
 DeSantiago, Nick (2010)  
 DeVincentis, Nick (1988-89)  
 DeViney, Al, Mgr. (1918)  
 Dicharry, Austin (2009-12)  
 Dickens, John (1992)  
 Diller, John C. (1916)  
 Dobbs, Joe E. (1928)  
 Dodge, Scott (2003)  
 Dophied, Tracy (1981-82)  
 Dorsey, Shannon (1989, 91-92)  
 Doughty, Jamie L. (1983-84)  
 Douglass, John S. (1896, 99, 1900)  
 Dreiling, Tyler, Mgr. (1999-2000)  
 Dressendorfer, Kirk (1988-90)  
 Drury, Ted D., Mgr. (1915)  
 Duke, Darrick (1993)  
 Duke, Jason (1995)  
 Duke, Travis (2013)  
 Dulak, Raymond R. (1965-66)  
 Dumke, William (1940, 42)  
 Dunaway, Enoch O. (1921-22)  
 Dunaway, Marvin R. (1956)  
 Duncan, Douglas Emmett (1974-76)  
 Dunn, Scott (1997-99)

### E

Eason, Joe (1925)  
 Eckert, Travis A. (1952-54)  
 Eckert, William A. (1940)  
 Eckhardt, Oscar (1922)  
 Edelstein, Chris (1995-98)  
 Edmond, James A. "Pete" (1913-16)  
 Edwards, A.P. (1927-28)  
 Edwards, Robert J. (1904-05)  
 Ehrler, James F. (1949-51)  
 Elam, Johnny Edward (1958)  
 Ellis, Joe F. (1920)  
 Embry, Pete (1957-59)  
 Emond, Ben (1999-2000)

Enderlin, Dennis D. (1968)  
 Enderlin, Roy R. (1959-60)  
 English, Dudley M. (1918, 20-21)  
 English, Walter C. (1916-18)  
 Erskine, Gary Wayne (1971)  
 Erwin, James W. (1945)  
 Escamilla, Roman (1995-96)  
 Espineli, Eugene (2001-03)  
 Etier, Jordan (2009-12)  
 Evans, Robert Eason (1938-39)  
 Everett, Fred (1939-40)  
 Ezzell, Richard L. (1916)

### F

Fahey, Brandon (2002)  
 Falk, Bibb A. (1918-20)  
 Falk, C.O. (1924-26)  
 Fant, George (1901)  
 Fell, Douglass Kirk (1968-69)  
 Felts, Jacob (2011-13)  
 Ferguson, Keith Owen (1977-79)  
 Ferguson, Robert L. (1946-47)  
 Ferin, Joe (2002-03)  
 Fernandez, Joe (1917)  
 Fisher, Walter W. (1895-96, 99)  
 Fitzgerald, Howard C. (1920)  
 Fitzsimmons, Joe L. (1935-36)  
 Flippen, William Henry (1899)  
 Flores, Jose (1994)  
 Flores, Martin F. (1972-75)  
 Follen, Victor (1945)  
 Fondren Jr., Robert E. (2009)  
 Forbes, Tom A. (1927)  
 Ford, William B. (1928-29)  
 Fowler, Jerry S. (1913-15)  
 France, Ryan (1999-2002)  
 Francis, Charles I. (1912-14)  
 Francis, W.H. (1904-06)  
 Franklin, Mark, Mgr. (2003-05)  
 Frazier, A.M., Mgr. (1904)  
 Fredrickson, Scott (1990)  
 French, Eric (1995-97)  
 French, Parker (2012-13)  
 Freytag, Dylan (2000-01)  
 Friend, W.N. (1899)  
 Fristoe, H.M. (1916)  
 Frizzell, Kevin (2000-03)  
 Fulcher, Roy G. (1905, 07)  
 Fuller, Chais K. (2006-07)  
 Fulton, Edward (1910-11)

### G

Gainley, George A., Jr. (1956-57)  
 Gallenkamp, Zach (2003, 05-06)  
 Gambrell, Tom (1912-15)  
 Gannon, E.J. III (1933)  
 Gardenhire, Ron (1978-79)  
 Gardere, Peter (1993)  
 Gardner, Dan N., Mgr. (1963)  
 Garland, W.R. (1901)  
 Garner, Kevin W. (1985-87)  
 Garnett, John W. (1938)  
 Garrett, P.B., Mgr. (1910-12)  
 Gaskill, Chris (1989-92)  
 Gauntt, Robert (1983)  
 Gault, Clay R. (1956-57)  
 Gay, Lance T., Mgr. (1991-92)  
 George, Scott (1986)  
 Getter, Russell Martin (1977-78)  
 Gideon, G.S. "Joe" (1964-66)  
 Gideon, Jim (1973-75)  
 Gilbert, Chris, Trn. (1996)  
 Gilfillan, Robert "Todd" (2005, 07)  
 Gillett, Irwin W. (1918, 20, 22)  
 Ginn, Gordon L. (1961)  
 Gleaton, Jerry Don (1978-79)  
 Glenn, Horace Lee (1941)  
 Godfrey, James A. (1946)  
 Goldthorn, Burk (1980-81)  
 Gonzales, Arnold (1998)  
 Gonzalez, Hondo (2006)  
 Gonzalez, Ruben (2003-04)  
 Good, Gerald Lewis (1956-58)  
 Goree, R.E., Mgr. (1897)  
 Gorin, Charles P. (1948-50)  
 Gottsacker, Mark (2013)  
 Graham, Aubrey (1935-36)  
 Graham, George Malcolm (1905-08)  
 Graham, Wayne Leon (1956)  
 Green, Alfred L. (1910)  
 Green, Mitch Coleman "Cole" (2008-11)  
 Greer, James M. (1918-19)  
 Gregg, Frank C. (1897)  
 Grell, Clinton Lewis (1942-43)  
 Gressett, Gary Alvin (1966-67)  
 Griffin, Marcus Ray (1975-76)  
 Groesbeck, H.S. (1908-10)  
 Grubbs, Zane (1972-73)  
 Gustafson, Cliff (1952)  
 Gustafson, Deron (1983)  
 Gutierrez, Milo (1997)

### H

Haas, Charles (1937, 39-40)  
 Haglund, Hunter, Mgr. (2003-06)  
 Hague, Joe Clarence, Jr. (1964-65)  
 Hajovsky, Jerome (1941)  
 Hale, Beau (1998-2000)  
 Hall, David Hestand (1968-70)  
 Hall, Weston (2013)  
 Halsell, John T. (1928)  
 Halsey, Brad (2002)  
 Halter, Frank (1998)  
 Halter, Shane (1991)  
 Hamer, Mike (1980-81)  
 Hamilton, Arthur J. (1946)  
 Hamilton, Tom (1947-49)  
 Hand, James Gordon (1951)  
 Haney, Todd (1986-87)  
 Harden, Curry (1987-90)  
 Hardie, Thornton, Jr., Mgr. (1937)  
 Hardy, Larry (1968-70)  
 Hargis, John A., III, Mgr. (1969)  
 Hargis, John Arlington (1943)  
 Harkins, Henry B. "Hank" (1942)  
 Harkins, R.L. (1942)  
 Harkrider, Kip (1995-97)  
 Harkrider, Tim (1991-93)  
 Harless, Kolter, Mgr. (2010-11)  
 Harmon, Tommy (1968-70)  
 Harrington, Ty (1986-87)  
 Harris, E. Hunter (2004, 06)  
 Harris, Hunter B. (2007-09)  
 Harris, James (1985)  
 Harris, R.P., Jr. (1926-27)  
 Harrison, Scott (1991-92)  
 Hart, Joey (1997)  
 Hart, Lamar (1916-18)  
 Hart, Maxey (1916-17, 19-20)  
 Hartenstein, Charles O. (1962-64)  
 Haskins, Dean (1991-92)  
 Hatton, Grady (1941-43)  
 Haven, James P. (1901)  
 Headrick, Walter P. (1947)  
 Hearron, Jeff (1982-83)  
 Hector, Herbert Neil (1942)  
 Heinrich, Steve (1993-94)  
 Heller, Justin, Trn. (2002)  
 Henderson, Brookes (1912, 17)  
 Hendry, Marcus, (1993-94, 96)  
 Hengst, Lanny (1985)  
 Hernandez, David (2008-09)  
 Herrera, Bryan (2005-06)  
 Herrera, Howard, Mgr. (1976-77)  
 Heuck, Robert Franklin (1976-77)  
 Heyser, S. (1911)  
 Hibbett, Wendell (1975-77)  
 Hickman, Braxton (1992-93)  
 Higgins, M. Frank "Pinky" (1928-30)  
 Highley, M.F., Mgr. (1901)  
 Hild, Scott (1999)  
 Hill, Blake, Mgr. (2004-07)  
 Hill, John Henry (1938-40)  
 Hilliard, Bohn Evell (1933-35)  
 Hilliard, Kyle (1943)  
 Hillman, Greg (1992-93)  
 Hinojosa, C.J. (2013)  
 Hinojosa, JoJo (1993-96)  
 Hippi, Phillip L. (1959-61)  
 Hodo, Doug (1983-86)  
 Holcomb, Roy E. (1911)  
 Holliday, Robert L., Mgr. (1909)  
 Hollimon, Michael (2002-04)  
 Hollingsworth, Chad (2013)  
 Holman, James N. (1901)  
 Holt, W.T., Jr. (1936)  
 Hooper, W.N. (1914-15)  
 Hooton, Burt (1969-71)  
 Hooton, W.B. (1927)  
 Hopkins, Meredith (1927-29)  
 Horne, Donald Curtis (1971)  
 Horneyer, Robert, Mgr. (1945)  
 Horsley, John, Trn. (2005)  
 Horton, Larry Elwood (1968-69)  
 Hotz, Todd (1989-90)  
 Houpt, W.D. (1942)  
 Houser, Chris (1999-2000)  
 Houy, Clinton L. (1955)  
 Howell, J.P. (2003-04)  
 Howle, Walter N. (1931)  
 Hrnrcir, Guss Vince (1950-51)  
 Hubbard, Christopher B. (1945)  
 Hubele, Ryan (2000-02)  
 Hudson, Robby (2004-05)  
 Hughes, Bill (1937)  
 Hughes, Tom (1928-29)  
 Hughes, David D. (1908-10)  
 Hughson, C.C. "Tex" (1937)  
 Hume, F. Charles, Mgr. (1896)



## T-Association/Letterwinners

Hunt, Al Joe (1944, 48-49)  
 Hunt, James F. (1967-68)  
 Huser, Verne Carl (1952)  
 Hutchins, Jared, Trnr. (2010)  
 Hutson, Thomas Alex, Mgr. (1980-81)

### I

Incaviglia, Thomas (2005)  
 Irby, Clint (1955)  
 Ivy, Brian (1998)

### J

Jackson, Ransom (1946-47)  
 Jackson, Terry (1960-61)  
 Jacoby, Louis (1904, 06-07)  
 James, Judson S. (1924)  
 January, Delbert (1934-35)  
 Jaramillo, Rudy (1973)  
 Jarl, Wallace G. (1951)  
 Jensen, John (1988)  
 Johnson, Ben (2013)  
 Johnson, Brian (1986-88)  
 Johnson, David (1997)  
 Johnson, Dodd W. (1985)  
 Johnson, Donald Mack (1965-67)  
 Johnson, Drew (2004)  
 Johnson, George W. (1921-22)  
 Johnson, Kade (1998)  
 Johnson, Roy (1907-09)  
 Johnson, Scott (1991-92)  
 Johnson, Tom C., Jr. (1909)  
 Johnston, Seth (2002-05)  
 Jones, D.J. (1999-2000)  
 Jones, James S. (1896-97)  
 Jones, Jerry D. (1977)  
 Jones, John Roland (1953)  
 Jones, Lance (1989-90)  
 Jones, Murray B. (1904, 09-10)  
 Jones, Robert H. (1911-12)  
 Jordan, Brantley (2001-03)  
 Juergens-Danhof, James (1993)  
 Jungman, Thomas Adolph (1955)  
 Jungmann, Taylor (2009-11)

### K

Kainer, Carson (2004-06)  
 Kainer, Donald Wayne (1975-77)  
 Kana, Frank F. (1949-51)  
 Kaplan, Benjamin K. (2009-10)  
 Kasperek, Kenn (2005-06, 08)  
 Kasper, Dennis Wayne (1968-69)  
 Kasper, Edward E. (1962-64)  
 Kautsch, Curt (1998-99)  
 Kearney, Robert Henry (1977)  
 Kebodeaux, Kevin, Mgr. (1985-86)  
 Keeble, Don (1916-17)  
 Keith, Benji (1996)  
 Keller, Ronald Cecil (1955)  
 Kelley, Joe B. (1912-13)  
 Kelly, Roy Ernest (1952-53)  
 Keltner, Edgar H. (1916-17)  
 Kennedy, Bill Edward (1959)  
 Kent, Luke Dean (1943)  
 Kephart, Lucas (2011)  
 Kerbey, Joe C., Mgr. (1904)

Kerlin, Coby (1985-87)  
 Keyes, Kevin (2008-10)  
 Kibbie, H.K. (1923-24)  
 Kidd, R.B. (1924)  
 Kiemsteadt, Clint (1995-97)  
 Kieschnick, Brooks (1991-93)  
 Killingsworth, Kirk (1981-83)  
 King, Ben (2001-02)  
 King, Clay (1989-92)  
 King, Newton (1923-24)  
 Kjos, Ryan (1992-95)  
 Klam, Josef (1996)  
 Klinec, James, Trn. (1993-94)  
 Knebel, Corey (2011-13)  
 Knebel, Ralph Werner, Mgr. (1962)  
 Kneuper, Ed., Jr. (1949)  
 Knutson, Charles A. (1961-63)  
 Koenig, Eric (1986)  
 Kolbach, Mike (1998)  
 Konderla, Mike (1982)  
 Koppe, Clint (1994)  
 Koschak, John K. (1941)  
 Koy, Ernie (1931-33)  
 Krebs, Joseph W. (2006-07)  
 Krippner, Curt L. (1985-87)

### L

Labay, Steve (1983-84)  
 Lakey, Gordon, Mgr. (1964-67)  
 Lambertson, R.F. (1899)  
 Lambin, Chase (2001)  
 Lamm, Van (1929-31)  
 Landfair, Pack (2003-05)  
 Langerhans, John D. (1969-72)  
 Langerhans, John E. (1939)  
 Lanham, Frank (1904)  
 LaPrelle, John, Sr. (1907)  
 Larkin, Stephen (1992-94)  
 Laufer, Douglas (1980)  
 Laughlin, A.J. (1930)  
 Lawhon, Zane B. (1937-38)  
 Lawson, Wallace D. (1937-39)  
 Lay, Samuel Edward (1945)  
 Layden, Pete (1939-41)  
 Layne, Bobby (1944, 46-48)  
 Layne, Jason (1995-96)  
 Lea, Joe (1931)  
 Leach, W.A. "Doc" (1929-30)  
 LeBleu, Thomas R. (1954-56)  
 LeCure, Sam (2003-04)  
 Leissner, A.L., Jr. (1924-25)  
 Leissner, F.F. Rube (1920, 24-25)  
 Leon, Scott (1996)  
 Leone, Dax (1999)  
 Leslie, Samuel F. (1901-02)  
 Lewis, Brett A. (2006-07)  
 Lewis, O.O. "Big Foot" (1930)  
 Lindauer, Doug (1986-87)  
 Lindsey, Jack Earl (1945)  
 Linker, Boyd (1953-54)  
 Lipschitz, Bryan, Trn. (2001)  
 Little, David, Mgr. (1988-89)  
 Livermore, Jon (1981-82)  
 Lloyd, Quin (1979-80)  
 Loeffler, Brett (1995, 1997-98)  
 London, Gary E. (1961-63)  
 Long, C.B. (1911-12)

Long, Larry (1981)  
 Lopez, Joe Luis (1996)  
 Lowery, David (1989-90)  
 Lowry, Alan Dale (1971)  
 Lowry, Johnny Harold (1955-57)  
 Loy, Brandon (2009-11)  
 Loy, Darren (1983-84)  
 Lucas, John P., Mgr. (1947)  
 Luce, Roger J. (1990-91)  
 Luksovsky, Kyle, Mgr. (1986)  
 Lummus, Mark (1993-94)  
 Lussion, Kevin (2009-12)  
 Lussion, Kyle (2007-10)

### M

Machin, John (1981)  
 Maedgen, James R. (1937-38)  
 Magro, Dennis George (1971-72)  
 Maitland, Tim (2009-12)  
 Majewski, Dustin (2002-03)  
 Mardirosian, John, Mgr. (2008-12)  
 Markl, Michael Charles (1969-72)  
 Marlow, Brooks (2012-13)  
 Marlow, Ty (2013)  
 Maroul, David (2004-05)  
 Marsh, Patrick (2011-13)  
 Martin, Frank (1921)  
 Martin, Grant (2012-13)  
 Martin, Greg Newton (1959-60)  
 Martinez, Roger (1994)  
 Maruchau, Edwin C. (1914)  
 Massey, William H. (1913-14)  
 Massingill, M.L. (1911)  
 Matthews, G.E., Mgr. (1914)  
 Mayer, John Ernst (1959-60)  
 Mays, A.P. (1915)  
 McBride, John Earl (1967)  
 McCalla, Kenneth B. (1921-23)  
 McCrory, Pat (2007-08)  
 McCulloch, Kyle (2004-06)  
 McCullough, George W. (1918-20)  
 McCutchin, James L. "Jim" (1972)  
 McDonald, Ned (1938-40)  
 McDonald, W. Wayne (1958-60)  
 McDowell, Clyde (1934)  
 McFarland, John W. (1934)  
 McGee, Thomas (1988)  
 McGill, W.L., Mgr. (1920)  
 McGough, Tim (2001-02)  
 McKinney, Brian (1995, 1997)  
 McKinney, William S. (1954-55)  
 McKirahan, Andrew (2009-11)  
 McMahan, Winston (1906-07)  
 McMurray, J. Richard, Mgr. (1927)  
 McMurrey, Vernon M. (1937-38)  
 McNamara, Carl (1919)  
 McRae, Hamilton E. (1928)  
 Meade, Paul F. (1990)  
 Meitzen, Robert A. (1939)  
 Mejia, Pete, Mgr. (1996-98)  
 Menge, Roy (1957-58, 60)  
 Merle, Jesen (2002-03)  
 Merrell, Greg (1992-93)  
 Messer, Judd, Mgr. (2011)  
 Metting, Keith, Mgr. (1980-81)  
 Michalson, J.E. (1895)  
 Mickan, Morgan (2009)

Midkiff, Richard (1935-36)  
 Milik, Thomas (1945)  
 Miller, Allen (1933)  
 Miller, Emmett Jackson "Jack" (1968-70)  
 Miller, John, Mgr. (1921)  
 Milner, Hoby (2010-12)  
 Minton, Jesse, Mgr. (1994)  
 Mitchell, Paul Leon (1946)  
 Moers, Robert O. (1938-40)  
 Mohr, Paul Covey (1952-54)  
 Moldenhauer, Russell (2007-10)  
 Monning, Ben P. (1915)  
 Montalbano, Jeremy (2013)  
 Montalbano, Paul (2010-11)  
 Montes, Albert (2001)  
 Moody, Dan Frazier (1977-78)  
 Moody, Kyle L. (1990-91)  
 Moore, Billy Tom (1956-58)  
 Moore, Frosty Doyle R. (1974-75)  
 Moore, Edward T., Mgr. (1900)  
 Moore, Frank (1911-12)  
 Moore, Gary Douglas (1965-66)  
 Moore, Henry I. (1895)  
 Moore, Herbert P. (1911-13)  
 Moore, James Maxey (1920)  
 Moore, Jason (1998-99)  
 Moore, Thomas E. (1966-67)  
 Moore, Victor (1896)  
 Moore, William Udell (1940-41)  
 Moreland, Keith (1973-75)  
 Morenz, Shea (1993-95)  
 Morgan, George W. (1895)  
 Morland, Mike J. (1990-91)  
 Morris, J. Walter (1900)  
 Morton, John (1987)  
 Moses, Johnny (1980)  
 Moss, Tim (2001-03)  
 Moynihan, Matt (2013)  
 Muegge, Danny (2002-03)  
 Mueller, Steven (1978-80)  
 Munro, John C. (1934, 36-37)  
 Munroe, Jim (1998-99)  
 Munson, Charles E. (1947-49)  
 Murray, Calvin (1990-92)  
 Myer, Robert Willis, Jr. (1962-64)  
 Myer, Sewall, Mgr. (1906)  
 Myers, George E. (1957-59)

### N

Napoleon, Kalani (2001-02)  
 Nauert, George Henry (1967-68)  
 Neblett, W. T., Jr. (1911)  
 Neuman, Chris (2001-02)  
 New, Walter (1961-62)  
 Newkirk, Craig (1987-89)  
 Newton, T.J. (1895)  
 Newton, Tyler (2006-07)  
 Nguyen, Donald (2004)  
 Nicholson, Samuel (1972)  
 Nicholson, Tommy (1998-2000)



## T-Association/Letterwinners

Nixon, P. I. (1904-05)  
 Nixon, Rick G. (1980)  
 Nixon, Zebulon V. (1909-10)  
 Nowlin, Gordon (1923)  
 Nowlin, James F. (1921-22)  
 Nuncio, Keifer (2010-11)  
 Nunn, Robert (1917)  
 Nunnenkamp, David C. (1962)  
 Nutt, Ryan, Trn. (2000)

### O

O'Dell, Jake (1995-96)  
 O'Keefe, J.A., Mgr. (1895)  
 O'Reagan, Jack (1942, 46)  
 Oden, Walter Eugene (1952-53)  
 Odom, H.B. (1922-24)  
 Oertli, Charles H. (1985-86)  
 Ogelsby, Robert, Mgr. (1930)  
 Ohlausen, Gordon, Mgr. (1970-71)  
 Ohnheiser, Derral, Trn. (1982)  
 Oliver, Charles (1915)  
 Olle, E.W. "Ed" (1926)  
 Olvera, Juan Manuel (1976)  
 Ontiveros, Jeff (1999-2002)  
 Ortega, Ruben F. (1946)  
 Owen, Spike (1980-82)

### P

Pace, Jimmy Dan (1952-53)  
 Pace, Will (1919)  
 Pagel, Karl Douglas (1976)  
 Palm, O.H. (1897-99)  
 Pape, Kenneth Wayne (1971-73)  
 Parigi, Joey (2006)  
 Parker, Richard A. (1985)  
 Parkinson, Mike, Mgr. (1991-95)  
 Pate, Kevin (1989-91)  
 Patrick, Mike (1987-88)  
 Patterson, George W., Jr. (1950)  
 Payton, Mark (2011-13)  
 Pearce, J. M. (1942)  
 Pedraza, Rodney (1989-91)  
 Peebles, Michael Allen (1968)  
 Peeples, Oscar (1929-31)  
 Pena, Daniel, Jr. (1985-86)  
 Penick, Danile A. (1888-90)  
 Penn, Albert "Grip" (1920)  
 Peoples, Danny (1994-96)  
 Peoples, Nicholas J. (2004-06)  
 Peschel, Randal C. (1968-69)  
 Peterman, Mitja, Mgr. (1995)  
 Peters, Brannon (1994)  
 Peters, Dillon (2012-13)  
 Peters, Justin (2012)  
 Peterson, Gary Stephen (1973)  
 Peterson, Richard, Mgr. (1985-87)  
 Petkovsek, Mark (1985-87)  
 Pettit, Doug (1989-92)  
 Pfannkuche, H.C. (1924-25)  
 Pfeil Clarence W. (1938-40)  
 Philley, Eli David (1945)  
 Phillips, Nelson (1919)  
 Phillips, Wade (1983-84, 86)  
 Pick, Justin, Video (1995-96)  
 Pickard, Steve, Mgr. (1987-90)  
 Piel, Ryan, Mgr. (1998-2001)

Pierce, Dylan, Trn. (2007)  
 Pinckney, John M. (1960-62)  
 Pinson, J. F. (1897-98, 1900)  
 Platter, H. L., Mgr. (1911)  
 Platter, Herbert L. (1939)  
 Poehl, Michael W. (1985)  
 Ponsford, Emanuel (1922, 24)  
 Pool, Barry Miller (1943)  
 Porter, James Winston (1959)  
 Porter, Randon (1900, 02-03)  
 Porterfield, Brad (1991)  
 Posey, Alex H. (2007)  
 Pounds, Russell David (1975)  
 Powell, Dax (1996)  
 Prather, Jon (1988-89)  
 Prather, Mark (1992-93)  
 Pratt, Clyde (1924-26)  
 Preibisch, Melvin (1934-36)  
 Price, Edwin Booth (1932-33)  
 Prince, Dooley (2004-05)  
 Prince, Joshua (2007)  
 Proske, Charles F. (1975-77)  
 Pugh, Scott L. (1990-91)  
 Pumo, Mike (1999-2000)  
 Purvis, John Michael (1990)  
 Pyka, Garry Edward (1975-76)  
 Pyka, Terry Joseph (1972-74)

### Q

Quintanilla, Omar (2001-03)

### R

Radford, J.A. (1925, 28)  
 Railton, John H. (1928-30)  
 Ramsey, Charles S. (1924-26)  
 Ramsey, Henry (1935-37)  
 Randerson, Joe Mullins (1942, 47-48)  
 Randle, Zach (1994)  
 Randolph, R.J. (1902)  
 Randolph, Stephen (1995)  
 Raper, Christopher Lee (1977-78)  
 Raup, Jim (1967)  
 Rawe, Joyce F. (1938, 40)  
 Ray, Jeffery (1987)  
 Ray, Lewis E. "Bud" (1983, 85)  
 Ray, Terry Don (1975)  
 Rector, Arthur James (1899)  
 Rector, G.T. (1910)  
 Redfean, Maurice (1926)  
 Redman, Hunter (2012)  
 Reed, Howard Dean (1957)  
 Rees, F.A. (1929-30)  
 Reese, Andy (2007)  
 Reeves, Horace B. (1942)  
 Reeves, James David (1974)  
 Reichenbach, Mickey (1974-77)  
 Reifler, Don Israel (1954)  
 Reiningger, J.D. (2002-04)  
 Reynolds, Mark (1981-82)  
 Reynolds, Shane (1989)  
 Reynolds, Tim (1981-82)  
 Rhoads, Orval E. (1928-29)  
 Richards, Randy (1980-82)  
 Richards, Rusty (1985-86)  
 Richardson, Corey (1998)  
 Richey, Harvey M. (1906)

Rigby, Lloyd L., Jr. (1935-37)  
 Rigby, Lloyd L. "Pat", III (1960-62)  
 Ripper, Stephen (2003)  
 Risenhoover, W. E. Jr., (1950)  
 Roberson, Dick (1952)  
 Robertson, A.D. (1902-05)  
 Robertson, Andre (1977-79)  
 Robertson, Harlan (1982)  
 Robertson, Huling P. (1908-09)  
 Robertson, Marvin (1930)  
 Robertson, Sawnie (1918-20)  
 Rochs, A.R. "Bob", Mgr. (1941-42)  
 Rod, Elmer Frederick (1959)  
 Rodriguez, David (1939)  
 Rogers, William R. (1900)  
 Romprey, Eddie (2001)  
 Rosenberg, Matt (1999-2002)  
 Ross, Abner A. (1918)  
 Ross, Edward P. (1919)  
 Ross, Robert Eugene (1963-65)  
 Rosson, Samuel Jr. (1961)  
 Rothe, Walter S. (1970-71)  
 Roznovsky, Ronald Louis (1972-73)  
 Rowe, Connor (2009-10)  
 Ruffin, Bruce (1983, 85)  
 Ruffin, Chance (2008-10)  
 Rumfield, Brock (1997)  
 Rundell, Bennie W. (1933)  
 Rupp, Cameron (2008-10)  
 Russ, Ryan (2003-04) (2010 - Mgr)  
 Russell, Don A. (1948-49)  
 Russell, Joe H. (1911-1913)  
 Russell, James (2007)  
 Russell, Kyle D. (2006-08)  
 Ryan, John C., Jr. (1910)

### S

Sadberry, Russell, Trn. (1987-89)  
 Salazar, Natividad (1968-71)  
 Salazar, Terrell (1978-79)  
 Salinas, Trey (1995-96)  
 Salmon, Gene McNeil (1969)  
 Samuell, E.W. (1906)  
 Sands, Morris (1935-36)  
 Saner, John C. (1896, 98)  
 Scarborough, Luther (1951-52)  
 Scheschuk, Samuel J. (1965-67)  
 Schiraldi, Calvin (1981-83)  
 Schmid, Jerry (1979-80)  
 Schumacher, Shawn (1998)  
 Schwartz, Logan, Trn. (2001)  
 Scott, Gerald (1929)  
 Scott, John T. (1917)  
 Scott, Kelly (1966-67)  
 Seale, Jeff A. (1990)  
 Searcy, Jay Kirk (1986)  
 Sears, George D. (1906-07)  
 Secor, Joe W. (1916-17)  
 Secrist, Reed (1991)  
 Segrist, Kal H. (1950)  
 Seibel, Phil (1998-2000)  
 Seiler, David (1980-81)  
 Selensky, Brian (1992)  
 Senterfitt, Mark (1993, 95)  
 Sepulveda, Carlos (1998)  
 Shaeffer, Robert Keith (1977)  
 Shamblin, Jim (1947-49)

Shands, N.D. (1902, 04-05)  
 Shannon, Kevin M. (1978-80)  
 Shaw, Collin (2012-13)  
 Shaw, Sam (2012)  
 Shelton, Vernon, Mgr. (1959-61)  
 Shepherd, William "Tant" (2008-11)  
 Shinaberry, Keith M. (2006-09)  
 Shirley, Barton A. (1960)  
 Shults, Jeff (1989)  
 Sikes, P.R. (1934)  
 Silver, Alex (2011-13)  
 Simmons, Justin (2001-04)  
 Simon, Mike (1981-85)  
 Simpson, Gerrit (2001)  
 Simpson, Matt (1997-98)  
 Singleton, Albert O. (1903)  
 Skinner, David Taylor (1960-62)  
 Slavik, Albert Thomas (1940)  
 Sledge, Jack (1923)  
 Smalley, Dewey (1923-25)  
 Smart, J.D. (1993-95)  
 Smith, Chad (1992-94, 96)  
 Smith, Jack D. (1924-25)  
 Smith, Jesse L. (1953, 57)  
 Smith, Josh (2003)  
 Smith, Mark (1989-90)  
 Smith, R. Wilson (1938-39, 41)  
 Snoddy, Robert C. (1967-68)  
 Snow, Thomas M. (1953-55)  
 Soden, Doyle Scott (1977-79)  
 Speerstra, Chris (1997)  
 Spiker, Seth (1997)  
 Spradlin, Ronald E. (1952-53)  
 Spurck, Todd (1992-93)  
 Stacy, Harwood (1908-11)  
 Stafford, Samuel E. (2009-12)  
 Stanridge, Gerald (1978)  
 Starcich, Brian (1997-98)  
 Stathakos, James F. (1939)  
 Stauffacher, Raymond (1957)  
 Steinhagen, Landon (2012-13)  
 Stell, Taylor (2012-13)  
 Stephens, Frank Homer (1944)  
 Stevens, Robert Doyle (1978)  
 Stevenson, Buddy (1953, 55)  
 Stewart, Clayton (2005)  
 Still, Charles W. (1939-40)  
 Stone, Eric (1988)  
 Stone, Jack P. (1940-42)  
 Stone, Tom H. (1895)  
 Stoneroad, Thomas (1898)  
 Stouffer, Blair Todd (1974-75)  
 Stramp, William Robert (1976)  
 Street, Huston (2002-04)  
 Street, James (1968-70)  
 Street, Jordon (2005)  
 Street, Juston (2007-08)  
 Strelsky, Robert Earl (1942)  
 Stubbs, Drew (2004-06)  
 Stubbs, James "Clint" (2007)  
 Sudderth, Robert B. (1957-59)



## T-Association/Letterwinners

Suggs, Terry (1987)  
 Sullivan, Gordon (1930-32)  
 Sultmeier, Eric (2001-03)  
 Summers, Christian (2011-12)  
 Summers, Letcher Ward (1964-65)  
 Summers, Richard B. (1966)  
 Suttle, Bradley K. (2006-07)  
 Sutton, Johnny (1982-83)  
 Swindell, Greg (1984-86)

### T

Tankersley, Charles W. (1942,46-47)  
 Tanner, Joe Henry (1952)  
 Tarlton, B. Dudley, Mgr. (1908)  
 Tate, Teddy Westbrook (1951)  
 Taylor, Harry Evans (1956-57)  
 Taylor, James (1899-1901)  
 Taylor, Jerry (1993-95)  
 Taylor, Vernon (1932-33)  
 Taylor, Volney (1909-10)  
 Teagarden, Taylor (2003-05)  
 Terrell, Chester (1902-04)  
 Teykl, Trevor (2012)  
 Thames, Charlie (2000)  
 Thigpen, Curtis (2002-04)  
 Thomas, Don (1936)  
 Thomas, Milton (1916-18)  
 Thomas, R.E. (1901)  
 Thomas, Sellers J. (1916-17)  
 Thomas, Stayton (2008-11)  
 Thompson, Fred (1925-26)  
 Thompson, M.R. "Butch" (1963-65)  
 Thompson, M.S. "Rocky" (1976-77)  
 Thompson, Patrick D. (1970-71)  
 Thompson, Robert E. (1978)  
 Thornhill, Nathan (2011-13)  
 Thrash, Michael Emmett (1962)  
 Thrasher, K.M. (1903-04)  
 Tijerina, Amador G. (1971-72)  
 Tipton, Kenny (1993)  
 Tjader, Jim (1979)  
 Tobin, John W. (1896)  
 Todd, Chris, Mgr. (1996-98)  
 Todd, Clark (2000-01)  
 Toledo, Eddie (1988-89)  
 Tolentino, Jose (1983)  
 Tollison, David (1988-90)  
 Tomlinson, Crystal, Trn. (2006)  
 Tomlinson, Eric (2000)  
 Tompkins, Ben (1950)  
 Tompkins, Jimmy D. (1980-81)  
 Torres, Michael (2008-09)  
 Towery, Robert L. (1952-54)  
 Townsend, Albert W., Jr. (1905)  
 Travis, Lloyd Rex (1943, 47)  
 Trent, Mike (1982-83)  
 Tucker, Travis (2007-09)  
 Tumey, Wes (1987)  
 Turman, John, Mgr. (1982-83)

Turman, Troy (1992)  
 Turner, Bill Lamond, Mgr. (1958)  
 Turner, Ted E., Mgr. (1933)  
 Turner, Trent (1987, 90)

### U

Urban, Josh (2010-13)  
 Uresti, Rusty (1982)

### V

Van Arsdale, Corby, Mgr. (1992)  
 Van Hook, Clayton B. (2005-07)  
 Vann, W.W. (1901-03)  
 Vasut, Tony (1993-94)  
 Vaughn, Clifford D. (1943)  
 Vaught, Jay (1991-94)  
 Venner, Gary (1979)  
 Verdine, Riley (1952)  
 Verplank, Bobby (1959)  
 Viebig, Van Richard (1932-34)  
 Von Rosenberg, Glenn A. (1957-58)  
 Vondemkamp, Scott A. (1985)

### W

Waghalter, Sigmund I. (1950-51)  
 Wakeland, Justin M. (1961)  
 Walker, Arvie (1927-29)  
 Walker, Johnny (1990)  
 Walker, Brandon "Kyle" (2006-08)  
 Walker, Newman C. (1906-08)  
 Walker, William Keith (1978-79)  
 Wall, Murray (1947-50)  
 Walla, Steven Cohl (2010-12)  
 Walsh, Jonathan (2010-12)  
 Walsh, Patrick (1997)  
 Ward, Joe Henry, Sr. (1922)  
 Wathen, Thomas Neal (1907-08)  
 Watson, Elmo L. "Shorty" (1932)  
 Watson, Joel F. (1906)  
 Watson, John Daniel (1947-49)  
 Watson, John Dudley (1955)  
 Weatherred, Preston A. (1906-08)  
 Weaver, Rad (1995-98)  
 Webb, Harry C. (1927-28)  
 Webb, J.P. (1993-95)  
 Webb, Jack G. (1948-49)  
 Webb, Richard Clark (1954-55)  
 Weiss, Erich (2011-13)  
 Welch, Justin (1999)  
 Weller Clarence (1902-05)  
 Wellman, Todd, Mgr. (1991, 93)  
 Wells, Robert Ellis (1964-66)  
 Wendlandt, Ted L. (1977-78)  
 Werkenthin, Conrad P. (1954-55)  
 West, Todd (2000)  
 Westbrooks, Elanis R. (1986-87)  
 Westerman, Leroy (1937-38)  
 Weymouth, Jordan (2010)  
 Wheelless, Evan "Chance" (2004-07)  
 Wheelless, Ellis Joe (1947)  
 White, Minton, Jr. (1965-67)  
 White, Minton, Sr. (1930-31)  
 Wieruscheske, Hollis (1978)  
 Wiginton, Martin A. (1953-54)  
 Wilbanks, John R. (1899)  
 Wilcox, Hunter S. (2009, 2011-12)

Wilemon, Ernest J. (1944-45)  
 Williams, Hobbs (1946-48)  
 Williams, J.T., Jr. (1926-27)  
 Williams, Knox (1919)  
 Williams, Raworth (1915-16)  
 Williams, Roger (1930-31)  
 Williamson, Joel (1993)  
 Williamson, N. Howard (1925-26)  
 Wimmer, Coke (1914)  
 Winborn, Walten Luke (1935-36)  
 Winston, G.P. (1913, 15)  
 Winston, Patrick Henry (1899)  
 Winters, Allen R. (1948)  
 Winton, Charles R. (1932-33)  
 Wiseman, Reagan, Mgr. (1936)  
 Witherspoon, Ford C. (1900)  
 Witherspoon, Horace T. (1907)  
 Withrow, Michael (1980-81)  
 Wolseley, J. Douglas, Mgr. (1925)  
 Womack, Frank J. (1949-51)  
 Womble, Austin, Mgr. (1999-2003)  
 Wood, Austin (2006-09)  
 Woodman, J.A. "Woody" (1956-58)  
 Woodward, Steve (1999)  
 Woody, Erik (2008)  
 Wooten, Don (1945)  
 Workman, Brandon (2008-10)  
 Wortham, Richard (1973-76)  
 Wright, J. Ricky (1978-79)  
 Wright, Terry Kem (1976-79)  
 Wright, Travis, Mgr. (2006-09)  
 Wrzensinski, David R. (1985)  
 Wynne, Angus, Mgr. (1907)

### Y

Yates, Kyle (2004)  
 Yium, Thomas J. (1953-54)  
 Young, Josh, Mgr. (2003)  
 Young, Reginald G. (1964-66)

### Z

Zamarripa, Tony (1996-97)  
 Zatopek, Michael (1980-81)  
 Zavorskis, Paul A. (1958-59)  
 Zomlefer, Sidney (1946-48)  
 Zunker, Edward H. (1943)



## All-Time Jersey Numbers

Since 1968 (lettermen only)

### #1

Bagwell, Louis Lee (1968-70)  
Tijerina, Amador G. (1971-72)  
Pyka, Garry Edward (1975-76)  
Bruno, Joe (1978)  
Owen, Spike (1980-82)  
Bates, Bill (1983-85)  
Lindauer, Doug (1987)  
Betha, Steve (1988-89)  
Moody, Kyle L. (1990-91)  
Williamson, Joel (1993)  
Campbell, Wylie (1994-96)  
Walsh, Patrick (1997)  
Nicholson, Tommy (1998-2000)  
Moss, Tim (2001-03)  
Peoples, Nick (2004-07)  
Walla, Cohl (2010-12)

### #2

Hunt, James F. (1967-68)  
Markl, Michael Charles (1969-72)  
Jaramillo, Rudy (1973)  
Olvera, Juan Manuel (1976)  
Raper, Christopher Lee (1977-78)  
Soden, Doyle Scott (1977-79)  
Burrows, Bryan (1981-83)  
Kerlin, Coby (1985-87)  
Shults, Jeff (1989)  
Meade, Paul F. (1990)  
Pate, Kevin (1991)  
DeLeon, Robert (1992)  
Vasut, Tony (1993-94)  
Keith, Benji (1996)  
Sepulveda, Carlos (1998)  
West, Todd (2000)  
Napoleon, Kalani (2001-02)  
Johnston, Seth (2003-05)  
Lewis, Brett (2006-07)  
Tucker, Travis (2008)  
**Payton, Mark (2012- )**

### #3

Harmon, Tommy (1968)  
Chalk, David (1969-72)  
Pape, Kenneth Wayne (1973)  
Moreland, Keith (1974-75)  
Ayers, Joseph Anthony (1976)  
Robertson, Andre (1977-79)  
David, Dean (1980)  
Brumley, Mike (1982-83)  
Westbrooks, Elanis R. (1986-87)  
Chimelis, Joel (1988)  
Lowery, David (1989-90)  
Harkrider, Tim (1991-93)  
Byers, MacGregor (1994)  
Harkrider, Kip (1995-97)  
Aspito, Jason (1998-99)  
Alaniz, Adrian (2005-07)  
Rupp, Cameron (2008-10)

### #4

Enderlin, Dennis D. (1968)  
Beard, Mike (1970-71)  
Pyka, Terry Joseph (1972-74)  
Day, Steven Earl (1976-77)  
Tjader, Jim (1979)  
Choate, Milo (1980-82)  
Doughty, Jamie L. (1983-84)

Parker, Richard A. (1985)  
Lindauer, Doug (1986)  
Crockett, Rusty (1987-88)  
Jones, Lance (1989-90)  
Halter, Shane (1991)  
Gutierrez, Camilo (1997)  
Ivy, Brian (1998)  
Emond, Ben (1999-2000)  
Baker, Kasey (2001)  
Fahey, Brandon (2002)  
Maroul, David (2004)  
Gilfillan, Todd (2005, 07-08)  
Mickan, Morgan (2009)  
**Shaw, Collin (2012- )**

### #5

Street, James (1968-70)  
Cuellar, Robert (1972, 74)  
Duncan, Douglas Emmett (1974-76)  
Mueller, Steven (1978-80)  
Brumley, Mike (1981)  
Sutton, Johnny (1982-83)  
Harrington, Ty (1986-87)  
Merrell, Greg (1992-93)  
Flores, Jose (1994)  
Byers, MacGregor (1995-96)  
France, Ryan (1999-02)  
Russ, Ryan (2003-04)  
Street, Jordon (2005)  
Demperio, Michael (2007)  
Summers, Christian (2011-12)

### #6

Kasper, Dennis Wayne (1968-69)  
Clark, Robert "Bobby" (1973-74)  
Stanridge, Gerald (1978)  
Schmid, Jerry (1979-80)  
Long, Larry (1981)  
Denny, David (1982-85)  
Newkirk, Craig (1987-89)  
Blessing, Chad (1993-95)  
Moore, Jason (1998-99)  
Ferin, Joe (2002-03)  
Hudson, Robby (2004-05)  
Lusson, Kyle (2007-10)  
Weiss, Erich (2011-13 )

### #7

Langerhans, John D. (1969-72)  
Burley, Rick (1973-74)  
Bushong, Howard F. (1976)  
Ferguson, Keith Owen (1977)  
Gardenhire, Ron (1978-79)  
Culley, Robert (1980-81)  
Gustafson, Deron (1983)  
Murray, Calvin (1992)  
Taylor, Jerry (1993-95)  
Johnson, David (1997)  
Schumacher, Shawn (1998)  
Anderson, Sam (1999-2001)  
Muegge, Danny (2002-03)  
Prince, Dooley (2004-05)  
Clark, Preston (2006-09)  
Etier, Jordan (2010-12)  
**Hall, Weston (2013- )**

### #8

Amos, Patrick John (1970)  
Horne, Donald Curtis (1971)  
Flores, Martin F. (1972-75)  
Stevens, Robert Doyle (1978)  
Chelette, Mark (1978-79)  
Hamer, Mike (1980-81)  
Trent, Mike (1982-83)  
Coolbaugh, Scott (1986-87)  
Tollison, David (1988-90)  
Hendry, Marcus (1993-94)  
Salinas, Trey (1995-96)  
Welch, Justin (1999)  
Rosenberg, Matt (2000-02)  
Thigpen, Curtis (2003-04)  
Maroul, David (2005)  
Fuller, Chais (2006-07)  
Maitland, Tim (2009-11)  
**Marlow, Brooks (2012- )**

### #9

Amos, Patrick John (1968-69)  
Pape, Kenneth Wayne (1972)  
Stouffer, Blair Todd (1974-75)  
Thompson, M.S. "Rocky" (1976-77)  
Thompson, Robert E. (1978)  
Salazar, Terrell (1978-79)  
Campbell, Chris (1980-81)  
Robertson, Harlan (1982)  
Brown, Alan W. (1983)  
Byers, Robby Marshall (1985-86)  
Tumey, Wes (1987)  
McGee, Thomas (1988)  
King, Clay (1989-92)  
Heinrich, Steve (1993-94)  
Randolph, Stephen (1995)  
Braswell, Sean (1996)  
Rumfield, Brock (1997)  
Johnson, Kade (1998)  
Leone, Dax (1999)  
Quintanilla, Omar (2001)  
Merle, Jesen (2002-03)  
Van Hook, Clay (2005-07)  
Torres, Michael (2008-09)  
Shepard, Tant (2010-11)  
Maitland, Tim (2012)  
**Hinojosa, C.J. (2013- )**

### #10

Salazar, Natividad (1968-71)  
Roznovsky, Ronald Louis (1972-73)  
Pounds, Russell David (1975)  
Jones, Jerry D. (1977)  
Shannon, Kevin M. (1978-80)  
Uresti, Rusty (1982)  
Loy, Darren (1983-84)  
Krippner, Curt L. (1985-87)  
Dressendorfer, Kirk (1988-90)  
Haskins, Dean (1991-92)  
Gardere, Peter (1993)  
Martinez, Roger (1994)  
Edelstein, Chris (1996-98)  
Woodward, Steve (1999)  
Clark, Ray (2000-02)  
LeCure, Sam (2003-04)  
Suttle, Bradley (2006-07)  
Rowe, Connor (2009-10)

Loy, Brandon (2011)

### #11

Fell, Douglass Kirk (1968-69)  
Erskine, Garry Wayne (1971)  
Peterson, Gary Stephen (1973)  
Kearney, Robert Henry (1977)  
Ferguson, Keith Owen (1978-79)  
Livermore, Mike (1981-82)  
Simon, Mike (1983-85)  
Haney, Todd (1986-87)  
Dare, Brian (1989-90)  
Cox, Chris (1991)  
Larkin, Stephen (1992-94)  
Escamilla, Roman (1995-96)  
Simpson, Matt (1997-98)  
Houser, Chris (1999-2000)  
Sultemeier, Eric (2002-03)  
Harris, Hunter (2004, 06)  
Boes, Jeff (2007)  
Loy, Brandon (2009-10)  
**Silver, Alex (2011- )**

### #12

Hall, David Hestand (1968-70)  
Brown, James Ray (1972, 74)  
Stramp, William Robert (1976)  
Wendlandt, Ted L. (1977-78)  
Goldthorn, Burk (1980-81)  
Hearron, Jeff (1982-83)  
Davis, Tim (1987)  
Prather, Jon (1988-89)  
Belk, Tim (1991)  
Morenz, Shea (1993-95)  
Cridland, Mark (1997-98)  
Pumo, Mike (1999-2000)  
Ripper, Stephen (2003)  
Workman, Brandon (2008-10)  
**Felts, Jacob (2011- )**

### #13

Miller, Emmett Jackson "Jack" (1968-70)  
Ball, Thomas Henry (1972-74)  
Lloyd, Quin (1979-80)  
Reynolds, Mark (1981-82)  
Ray, Lewis E. "Bud" (1983)  
Vondemkamp, Scott A. (1985)  
Johnson, Brian (1986-88)  
Harden, Curry (1988-90)  
Prather, Mark (1992-93)  
Peters, Brannon (1994)  
Layne, Jason (1995)  
Munroe, Jim (1998-99)  
Brooks, Ryan (2000-01)  
Stubbs, Drew (2004-06)  
Belt, Brandon (2008-09)  
Bellow, Kirby (2011-13 )



## All-Time Jersey Numbers

### #14

Crenshaw, Charlie E. (1971-73)  
Griffin, Marcus Ray (1975-76)  
Getter, Russell Martin (1977-78)  
Venner, Gary (1979)  
Killingsworth, Kirk (1981-83)  
Oertli, Charles H. (1985-86)  
Patrick, Mike (1987-88)  
Luce, Roger J. (1990-91)  
Hickman, Braxton (1992-93)  
Peoples, Danny (1994-96)  
Hollimon, Michael (2002-03)  
Parigi, Joey (2006)  
Moldenhauer, Russell (2007-08)  
Lusson, Kevin (2009-12)  
**Johnson, Ben (2013- )**

### #15

Magro, Dennis George (1971-72)  
Kainer, Donald Wayne (1975-77)  
Burrows, Burton Kelly (1978-79)  
Zatopek, Michael (1980-81)  
Hodo, Doug (1983-86)  
Johnson, Dodd W. (1985)  
Bell, Lenny (1987)  
Jensen, John (1988)  
Pate, Kevin (1989-90)  
Conway, Jeff (1993-94)  
Loeffler, Brett (1995-98)  
Todd, Clark (2000-01)  
Beamon, Calvin (2005)  
Danks, Jordan (2006-08)  
Moldenhauer, Russell (2009-10)  
Payton, Mark (2011)  
**Peters, Justin (2012, )**

### #16

Crouch, James W. (1970-71)  
Clancy, Steve Michael (1972-73)  
Ray, Terry Don (1975)  
Heuck, Robert Franklin (1976-77)  
Laufer, Douglas (1980)  
George, Scott (1986)  
Hotz, Todd (1989-90)  
Vaught, Jay (1991-94)  
O'Dell, Jake (1995-96)

### #17

Hardy, Larry (1968-70)  
Grubbs, Zane (1972-73)  
Proske, Charles F. (1975-77)  
Arnold, Tony Dale (1978-79, 81)  
Moses, Johnny (1980)  
Hengst, Lanny (1985)  
Koenig, Eric (1986)  
Cherrone, Paul (1990-91)  
Hinojosa, JoJo (1993-96)  
Zamarripa, Tony (1997)  
Hale, Beau (1998-2000)  
Howell, J.P. (2003-04)  
Prince, Josh (2007)  
Etier, Jordan (2009)  
Urban, Josh (2010-13)

### #19

Horton, Larry Elwood (1968-69)  
Berryhill, Bill Hall (1971-73)  
Shaeffer, Robert Keith (1977)

Creel, Steven Keith (1978-80)  
Capel, Mike (1982-83)  
Pena, Daniel, Jr. (1985-86)  
Seale, Jeff A. (1990)  
Porterfield, Brad (1991)  
Tipton, Kenny (1993)  
Zamarripa, Tony (1996)  
Jones, D.J. (1999-2000)  
Rompney, Eddie (2001)  
Russell, Kyle (2006-08)  
Stafford, Sam (2009-12)

### #20 (retired in 2009)

Hooton, Burt (1969-71)  
Hibbett, Wendell (1975-77)  
Acker, James J. (1978-80)  
Phillips, Wade (1983-84, 86)  
Johnson, Brian (1987-88)  
Pettit, Doug (1989-92)  
Duke, Jason (1995)  
Leon, Scott (1996)  
Lambin, Chase (2001)  
Johnston, Seth (2002)  
Harris, Hunter (2007-08)

### #21 (retired in 1993 & 2009)

Rothe, Walter S. (1970-71)  
Gideon, Jim (1973-75)  
Wright, Terry Kem (1976-79)  
Withrow, Michael (1980-81)  
Clemens, Roger (1982-83)  
Swindell, Greg (1984-86)  
Cantu, Steve (1987-88)  
Reynolds, Shane (1989)  
Pedraza, Rodney (1990-91)  
Kjos, Ryan (1992-93)

### #22

Peebles, Michael Allen (1968)  
Harmon, Tommy (1969-70)  
Nicholson, Samuel (1972)  
Reichenbach, Mickey (1974-77)  
Wright, J. Ricky (1978-79)  
Reynolds, Tim (1981-82)  
Boudreaux, Eric A. (1983-84)  
Harris, James (1985)  
Watson, Preston (1988)  
Pedraza, Rodney (1989)

### #23 (retired in 2009)

Peschel, Randal C. (1968-69)  
Brizzolara, Anthony J. (1976-77)  
Seiler, David (1980-81)  
Konderla, Mike (1982)  
Labay, Steve (1983-84)  
Garner, Kevin W. (1985-87)  
Smith, Mark (1989-90)  
Kieschnick, Brooks (1991-93)  
Weaver, Rad (1995-98)  
Majewski, Dustin (2002-03)  
McCulloch, Kyle (2004-06)  
Stubbs, Clint (2007)

### #24

Thompson, Patrick D. (1970-71)  
McCutchin, James L. "Jim" (1972)  
Wortham, Richard (1973-76)  
Gleaton, Jerry Don (1978-79)  
Day, Randall (1981-82)

Tolentino, Jose (1983)  
Richards, Rusty (1985-86)  
Spurck, Todd (1992-93)  
Fredrickson, Scott (1990)  
Morland, Mike J. (1991)  
Barker, Donny (1996)  
Richardson, Corey (1998)  
Baker, Robby (1999)  
Tomlinson, Eric (2000)  
Montes, Albert (2001)  
Quintanilla, Omar (2002-03)  
Herrera, Bryan (2005-06)  
Tucker, Travis (2007)  
Green, Cole (2008-11)  
**French, Parker (2012- )**

### #25 (retired in 2009)

Salmon, Gene McNeil (1969)  
Bradley, James Richard (1974-75)  
Pagel, Karl Douglas (1976)  
Moody, Dan Frazier (1977-78)  
Schiraldi, Calvin (1981-83)  
Wrzesinski, David R. (1985)  
Searcy, Jay Kirk (1986)  
Bryant, Scott (1987)  
Pugh, Scott L. (1990-91)  
Lummus, Mark (1993-94)  
Hart, Joey (1997)  
Kautsch, Curt (1998-99)  
Street, Huston (2002-04)  
Bishop, Drew (2007-08)

### #26

Abbe, Chris (1991-92)  
French, Eric (1995-97)  
Rosenberg, Matt (1999)  
Jordan, Brantley (2001-03)  
Crouch, Will (2004-05)  
Walker, Kyle (2006-08)  
Jungmann, Taylor (2009-11)

### #27

Anderson, Michael Dean (1975)  
Walker, William Keith (1978-79)  
Cook, Dennis (1984-85)  
DeVincentis, Nick (1988-89)  
Dickens, John (1992)  
Senterfitt, Mark (1993, 95)  
Speerstra, Chris (1997)  
Thigpen, Curtis (2002)  
Street, Juston (2007-08)  
Harris, Hunter (2009)  
Nuncio, Keifer (2010-11)  
**Duke, Travis (2013- )**

### #28

Richards, Randy (1980-82)  
Poehl, Michael W. (1985)  
Bradley, Mike (1987-88, 90)  
Randle, Zach (1994)  
McKinney, Brian (1995)  
Cox, Jason (1998-99)  
McGough, Tim (2001-02)  
Gallenkamp, Zach (2003, 05-06)  
McCrory, Pat (2007-08)  
Dicharry, Austin (2009-12)

### #29

Moore, Frosty Doyle R. (1974-75)  
Wieruscheske, Hollis (1978)  
Nixon, Rick G. (1980)  
Machin, John (1981)  
Ruffin, Bruce (1983, 85)  
Suggs, Terry (1987)  
Selensky, Brian (1992)  
Kjos, Ryan (1994-95)  
Klam, Josef (1996)  
Sultemeier, Eric (2001)  
Bomer, Alan (2002)  
Incaviglia, Thomas (2005)  
Posey, Alex (2007)  
Keyes, Kevin (2009-10)  
Knebel, Corey (2011-13)

### #30

Moreland, Keith (1973)  
Abernathy, Charles (1991-92)  
Davis, Blake (1996)  
Starcich, Brian (1997-98)  
Hild, Scott (1999)  
Simmons, Justin (2001-04)  
Kasperek, Kenn (2005-06, 08)  
Steinhagen, Landon (2012-13)

### #31

Cisarik, James Allen (1978, 80)  
Dophied, Tracy (1981-82)  
Petkovsek, Mark (1985-87)  
Stone, Eric (1988)  
Gaskill, Chris (1989-92)  
Cravey, Brian (1993-95)  
Lopez, Joe Luis (1996)  
Dunn, Scott (1997-99)  
Carmichael, Chris (2000, 02)  
Teagarden, Taylor (2003-05)  
Russell, James (2007)  
Ruffin, Chance (2008-10)  
**Hollingsworth, Chad (2013- )**

### #32

Cisarik, Brian (1986-88)  
Dorsey, Shannon (1989, 91-92)  
Seibel, Phil (1998-2000)  
Neuman, Chris (2001-02)  
Smith, Josh (2003)  
Kainer, Carson (2004-06)  
Carrillo, Kendal (2009-11)  
**Peters, Dillon (2012- )**

### #33

Simon, Mike (1981-82)  
Morton, John (1987)  
Secrist, Reed (1991)  
Hillman, Greg (1992-93)  
Kiemsteadt, Clint (1995-97)  
Kolbach, Mike (1998)  
Thames, Charlie (2000)  
Johnson, Drew (2004)  
Walsh, Jonathan (2010-12)  
**Montalbano, Jeremy (2013- )**



# All-Time Jersey Numbers

## #34

Tompkins, Jimmy D. (1980-81)  
Butcher, Arthur (1988-89)  
Walker, Johnny (1990)  
Juergens-Danhof, James (1993)  
Frizzell, Kevin (2000-03)  
Wheless, Chance (2004-07)  
Thomas, Stayton (2008-11)  
Moynihan, Matt (2013)

## #35

Behnsch, Bobby Vincent (1985-86)  
Turner, Trent (1987, 90)  
Webb, J.P. (1993-95)  
Layne, Jason (1996)  
Halsey, Brad (2002)  
Landfair, Pack (2003-05)  
Shinaberry, Keith (2006-09)  
Montalbano, Paul (2010-11)  
**Carter, Madison (2013- )**

## #36

Gauntt, Robert (1983)  
Ray, Lewis E. "Bud" (1985)  
Ray, Dale (1987)  
Toledo, Eddie (1988-89)  
Morland, Mike J. (1990)  
Harrison, Scott (1991-92)  
Adare, Kendal (1996-97)  
Braswell, Sean (1999)  
Simpson, Gerrit (2001)  
Boone, Randy (2004-07)  
Shepherd, Tant (2008-09)  
**Thornhill, Nathan (2011- )**

## #37

Koppe, Clint (1994)  
Clements, Kelly (1995-97)  
Crosta, Nic (2002)  
Newton, Tyler (2006-07)  
Boardman, Toller (2012)

## #38

Dare, Brian (1988)  
Baskin, C.L. (1993)  
**Culbreth, Ty (2013- )**

## #39

Johnson, Scott (1991-92)  
Hubele, Ryan (2000-02)  
Yates, Kyle (2004)  
Hernandez, David (2008-09)  
Kephart, Lucas (2011)

## #40

Duke, Darrick (1993)  
Brydson, Brandon (1994)  
Powell, Dax (1996)  
Ontiveros, Jeff (1999-2002)  
Boening, Riley (2006, 08)  
**Stell, Taylor (2011- )**

## #41

Smith, Chad (1992-94, 96)  
Espineli, Eugene (2001-03)  
Woody, Erik (2008)  
Milner, Hoby (2010-12)

## #42

Harden, Curry (1987)  
Purvis, John Michael (1990)  
Turman, Troy (1992)  
Smart, J.D. (1993-95)  
Barker, Donny (1998)  
Dodge, Scott (2003)  
Marsh, Patrick (2010-13)

## #43

Keyes, Kevin (2008)  
Fondren, Robert (2009)  
**Curtiss, John (2012, )**

## #44

Ahrens, Troy (1994-95)  
Halter, Frank (1998)  
King, Ben (2001-02)  
Cox, J. Brent (2003-05)  
Wood, Austin (2006-09)

## #45

Gonzales, Arnold (1998)  
Freytag, Dylan (2000-01)  
Gonzalez, Ruben (2003-04)  
Gonzalez, Hondo (2006)  
Kaplan, Ben (2009-10)  
**Martin, Grant (2013- )**

## #46

Edelstein, Chris (1995)  
Cody, Buck (2002-05)  
Krebs, Joseph (2006-07)  
Wilcox, Hunter (2009-12)  
**Barton, James (2013- )**

## #47

Stewart, Clayton (2005)  
**Gottsacker, Mark (2013)**

## #48

Reininger, J.D. (2002-04)  
Reese, Andy (2008)  
**Marlow, Ty (2013- )**

## #57

McKirahan, Andrew (2009-11)