



THE UNIVERSITY *of* EDINBURGH

Edinburgh Research Explorer

The water-hopping kinematics of the tree-climbing fish, *Periophthalmus variabilis*

Citation for published version:

Wicaksono, A, Hidayat, S, Retnoaji, B & Alam, P 2020, 'The water-hopping kinematics of the tree-climbing fish, *Periophthalmus variabilis*', *Zoology*, vol. 139, 125750. <https://doi.org/10.1016/j.zool.2020.125750>

Digital Object Identifier (DOI):

[10.1016/j.zool.2020.125750](https://doi.org/10.1016/j.zool.2020.125750)

Link:

[Link to publication record in Edinburgh Research Explorer](#)

Document Version:

Peer reviewed version

Published In:

Zoology

General rights

Copyright for the publications made accessible via the Edinburgh Research Explorer is retained by the author(s) and / or other copyright owners and it is a condition of accessing these publications that users recognise and abide by the legal requirements associated with these rights.

Take down policy

The University of Edinburgh has made every reasonable effort to ensure that Edinburgh Research Explorer content complies with UK legislation. If you believe that the public display of this file breaches copyright please contact openaccess@ed.ac.uk providing details, and we will remove access to the work immediately and investigate your claim.



The water-hopping kinematics of the tree-climbing fish, *Periophthalmus variabilis*

Adhityo Wicaksono^{a, (b)}, Saifullah Hidayat^c, Bambang Retnoaji^d, Parvez Alam^{e, (a), *}

^a Laboratory of Paper Coating and Converting, Centre for Functional Materials, Abo Akademi University, Porthaninkatu 3, 20500 Turku, Finland

^b Division of Biotechnology, Generasi Biologi Indonesia (Genbinesia) Foundation, Jl. Swadaya Barat no. 4, Gresik Regency 61171, Indonesia

^c Department of Biology Education, Faculty of Science and Technology, Universitas Islam Negeri Walisongo, Jl. Prof. Dr. Hamka No.2 Km, Semarang 50185, Indonesia

^d Laboratory of Animal Structure and Development, Faculty of Biology, Universitas Gadjah Mada, Jl. Teknik Selatan, Yogyakarta 55281, Indonesia

^e School of Engineering, Institute for Materials and Processes, The University of Edinburgh, Sanderson Building, Robert Stevenson Road, Scotland EH9 3FB, UK

Corresponding author:

* Parvez Alam, School of Engineering, Institute for Materials and Processes, The University of Edinburgh, UK

Email: parvez.alam@ed.ac.uk

ABSTRACT

In this communication, we describe the water-hopping kinematics of the dusky-gilled mudskipper (*Periophthalmus variabilis*), and by doing so elucidate an entirely new form of fish locomotion that has yet to be reported in the public domain. Water-hopping is defined herein as an ability to hop once, or in succession, on the surface of water without full submergence and without a fin-guided glide. We find that taxiing on the water surface is the predominating kinematic movement used for the execution of successful water-hops. We observe that an initial concentric ripple forms as the mudskipper impacts the water, and that subsequent taxiing on the water surface generates a sinusoid-like ripple pattern in the water prior to take off. Interestingly whilst airborne, the pectoral fins of *P. variabilis* appear to remain stationary, only to be deployed immediately upon contact with the water. When landing back onto the surface of the water, *P. variabilis* makes the initial contact via its pelvic region, occasionally extending its pectoral fins during its descent. The reasons for pectoral and pelvic fin extension are unclear, however, there may be either aerodynamic or hydrodynamic benefits in its doing so. This motion furthermore prepares the mudskipper for either, a follow-on water-hop, or a discontinuation of movement altogether, as the body of the mudskipper becomes aligned in a way conducive to either. *P. variabilis* will launch and land using both, horizontal surfaces such as littorals, and inclined-to-vertical surfaces such as rocks and trees.


Key words: Mudskipper, *Periophthalmus variabilis*, Kinematics, Gobiidae, Water-Hopping

36 **1. INTRODUCTION**

37 A large number of fish species are able to launch into the air from water. These include the common
38 carp (*Cyprinus carpio*; Stuart et al., 2011), the African butterfly fish (*Pantodon buchholzi*; Saidel et al.,
39 2004), salmon (Lauritzen et al., 2005), the Trinidadian guppy (*Poecilia reticulata*; Soares and Bierman,
40 2013), and flying fish (Exocoetidae), which are also able to glide (Davenport, 1994). A much larger
41 sized aruana (arowana) fish of the Amazon (*Osteoglossum bicirrhosum*) (ca. 1 m long and 3 kg weight)
42 (Verba et al., 2018) captures small birds and snakes (e.g. two thread-snakes, *Leptotyphlops*
43 *macrolepis*) by launching itself above the water surface (Goulding, 1989). However, to the best of
44 our knowledge, there are no records of fishes hopping repeatedly across the water surface as a
45 means of locomotion. This paper concerns our observations of fish hopping on the water surface
46 (hereinafter: water-hopping) between launches and landings upon trees, mangrove roots, rocks or
47 littorals. Water-hopping, as is reported in this paper, may have developed through a need to evade
48 predatorial attack, or as a migratory push to reach environmentally superior habitats. Killifishes
49 (Cyprinodontiformes) for example, launch themselves from the water onto lily pads to evade
50 predators (Baylis, 1982). The African butterfly fish (*Pantodon buchholzi*) launches vertically from the
51 water (a vertical startle response) to escape predatory attack (Berra, 2001; Saidel et al., 2004).
52 Salmon (genera *Oncorhynchus* and *Salmo*) and rainbow trout (*Oncorhynchus mykiss*) launch themselves
53 from the water during their migration from the sea to rivers to spawn their eggs. According to
54 Lauritzen et al. (2005), the jump that salmon perform to leave lower waters to higher waters (often
55 via a waterfall or rapid), is achieved by an initial accelerated swim, which is then followed by the
56 jump. The jump itself is generated by a spring-like response to the release of stored energy after
57 the fish retracts from a bent body configuration at high speed. Certain fish species remain airborne
58 for relatively long periods of time. One example is the flying fish (Exocoetidae) which has a strong,
59 rigid vertebral column and ossified caudal complexes that allow this fish to stiffen-up while
60 airborne (Dasilao and Yamaoka, 1998). The elongated lower lobe of the fish tail is a primary
61 contributor to power during both taxiing on the water surface and take-off. Taxiing is essentially a
62 behaviour whereby the fish propels itself across the surface of the water, in the case of Exocoetidae,
63 to accelerate for an airborne ascent. The pectoral fins of this fish support its glide, while its pelvic
64 fins behave similarly to the tail-wing of a plane by controlling lift (Davenport, 1994). Speed and
65 body strength during a caudal undulation seem therefore, to be important factors that enable an
66 airborne ascent from water.

67 A fish may also hop terrestrially by means of a tail-flip, Figure 1. Tail-flips have been observed in
68 small teleost fishes including mosquitofish (*Gambusia affinis*, Cyprinodontiformes) and zebrafish
69 (*Danio rerio*, Cypriniformes). The tail-flip is essentially a fast movement resulting in an extreme
70 curvature of the body with the head bending towards the tail. The centre of mass then transfers to
71 the tail, which is in contact with the ground, and the fish manages to hop (the tail-flip). There are
72 nevertheless variations of this fundamental tail-flip movement that can be observed in other fishes.
73 Quasi-terrestrial blennies (Blenniidae) and tidepool gobies (Gobiidae) hop using a laterally-oriented
74 axial bend where the tail (resting on its ventral surface) is flexed towards the head and presses the
75 caudal peduncle towards the substrate for launch (Gibb et al., 2011). Mudskippers have adapted
76 tail movements that form a J-shape, a prone jump (Swanson and Gibb, 2004), when escaping in a
77 terrestrial environment. During a prone jump, a mudskipper bends its tail towards its body, lifts its
78 head slightly at an angle off the ground in preparation for a terrestrial launch (take-off). Its tail

79 rotates before the jump becoming parallel with the substrate, and thus allowing it to push against
80 the substrate for the jump. The mudskipper take-off is reported to be different to that of blennies
81 and tidepool gobies, in that the mudskipper retains ventral contact with the ground during this
82 initial bend, rather than the lateral contact as observed in blennies and tidepool gobies. Moreover,
83 unlike blennies and tidepool gobies, the mudskipper uses both its pectoral fins and pelvic fins to
84 stabilise itself (Gibb et al., 2011). The mudskipper prone jump take-off is finally achieved through
85 the rapid unfolding of its body, which includes a lateral-ventral straightening of its tail coupled to
86 a lift of its centre of mass off the ground, which in combination launches its body into the air. The
87 take-off angle of the mudskipper during a prone jump is reported to vary between 27° and 59°
88 (Swanson and Gibb, 2004).



89
90 Figure 1. Dorsal view (with its ventral surface on the substrate) of the locomotive behaviour of
91 *Periophthalmus argentilineatus* on solid substrates. Dorsal views of *Danio rerio* and *Gambusia affinis* (with
92 their lateral surfaces on the solid substrate) show these fishes ascend into the air to move across a solid
93 substrate. Numbers indicate sequence of time (in ms). Figure inspired by the works of Swanson and Gibb
94 (2004) and Gibb et al. (2011).

95 Mudskippers are amphibious fishes that have developed a locomotor ability on land, by which
96 means conduct continuous movements known as 'crutching' (Pace and Gibb, 2009). To improve
97 their locomotive abilities on land, they use their pectoral fins antagonistically with their pelvic fins,
98 such that their pelvic fins are deployed as their pectoral fins are pulled back towards the body, and
99 *vice versa* (Wicaksono et al., 2017). In some cases, mudskippers, such as *Periophthalmus variabilis* have
100 adapted fin-morphologies enabling them to climb on inclined surfaces, vertical trees trunks and
101 igneous rock faces (Wicaksono et al., 2016). Prone jumps, crutching and tree-climbing (a specialised
102 form of crutching), are essentially fully terrestrial behaviours. Besides these terrestrial behaviours,
103 we have recently observed that *P. variabilis* also has a curious part-aquatic, part-terrestrial behaviour,
104 whereby it hops rapidly across the surface of water (water-hopping) between different terrestrial
105 locations. Water-hopping, is a rare kinematic behaviour observed in only a few animals such as
106 skittering frogs (*Euphlyctis cyanophlyctis*, *Euphlyctis hexadactylus*) (Gans, 1976; Nauwelaerts et al., 2004).
107 This behaviour has not yet been reported as being a kinematic characteristic of mudskippers, or

indeed any fish. This paper provides, to the best of our knowledge, the first record of the water-hopping kinematics of mudskippers.

2. MATERIALS AND METHODS

2.1 Filming and video editing

Mudskippers (*Periophthalmus variabilis*) were observed during the month of June between 10 am and 2 pm at their natural habitats in the Mangkang region, Western Semarang, Central Java, Indonesia. The recorded temperature ranged between 31 - 33 °C and relative humidity ranged between 48 - 51%. The act of water-hopping in *P. variabilis* was filmed following gentle encouragement using a tree branch with which we approached the fish from a terrestrial starting point. The terrestrial start-points included littoral zones, the sides of tree trunks, mangrove roots, rock faces and on some occasions, man-made objects such as wooden piles. The entire water-hopping sequences (for kinetic and kinematic analyses were filmed using a GoPro Hero 7 Black (240 fps, 960-pixel, HEVC video setting). The hopping distances were measured by image analysis (ImageJ) of still frames from the video footage, using the actual length of the fish (measured after capture) as a distance scale. Other footage taken using a lower frame-rate camera was not used for calculations within this study but provide useful supplemental video footage. Throughout the length of the hopping sequences, the camera was kept in a flexible handheld tripod to make it easier to follow the fish movements. Filming was conducted in both the plan-view (at *ca.* 50 cm above the fish) and in the lateral view from a distance of *ca.* 10 cm. To reduce measurement errors from out-of-plane fish motion, we rescale every image frame against the measured fish length and interpolate between the measured lengths from consecutive frames. Fish were captured after the filming and their total body lengths (from the tip of the snout to the tip of caudal fin) and weights recorded. Both Adobe Premiere CS5 and VideoPad Video Editor were used to postprocess the video footage, including the different patterns of movement during water-hopping, and the times taken for each hop. Photographs were also taken from the plan (dorsal) and lateral (side) views as an additional aid to capturing the kinematics of motion using a Canon EOS 550D. Photos were taken using the burst mode to ensure that a continuous sequence of images was captured for each individual hopping event.

2.2 Fish length and weight measurements

Mudskippers were captured using a net after which they were transferred to an aquarium with small volumes of water (to prevent damage to the fish exterior through drying and friction). The collected fishes were rinsed from mud using seawater from their original habitats. Neither anaesthesia nor euthanasia were necessary. All fishes were released back into their original habitats after measurements and weights were taken. We followed the National Research Council (2010) protocol: On Handling Fish and Amphibians protocol.

2.3 Kinetics calculations

The mudskipper researched in this work repeatedly contacts the water to take-off most commonly by taxiing on the water surface, which generates kinetic energy and produces the acceleration needed for a subsequent hop. By following the consecutive water-hops of *P. variabilis*, we can better understand how prolonged hopping can affect the airborne kinematics, the energy lost by

148 contacting water, and the impact forces of the fish against water (assuming no compliance for the
149 initial impact).

150 The kinetic energy during both airborne and water-contact stages is expressed as a function of
151 distance, d , travelled, $K_e(d)$ [J/m], Equation 1. In this equation, m is the mass of the mudskipper and
152 v is its velocity.

$$153 \quad K_e(d) = \frac{1}{2}mv^2 \cdot d^{-1} \quad (1)$$

154 The loss in kinetic energy, K_{e_LOSS} [dimensionless], Equation 2, through contact with water is
155 calculated as the kinetic energy as a function of distance during an airborne stage, $K_{e_AIR}(d)$, divided
156 by the kinetic energy as a function of distance during the following water-contact period,
157 $K_{e_WATER}(d)$. If $K_{e_LOSS} = 1$, there is no energy lost during a water-contact period directly following
158 an airborne period. Ratios of $K_{e_LOSS} > 1$ indicate that energy is lost during a water-contact period
159 directly following an airborne period. The higher the value of K_{e_LOSS} , the greater the energy lost.
160 Values of $K_{e_LOSS} < 1$ indicate that energy is gained during a water-contact period directly following
161 an airborne period.

$$162 \quad K_{e_LOSS} = \frac{K_{e_AIR}(d)}{K_{e_WATER}(d)} \quad (2)$$

163 The impulse, J [N·s], is calculated according to Equation 3, and is the momentum of airborne flight
164 (mv) less the momentum during a water-contact period (mu).

$$165 \quad J = (mv - mu) \quad (3)$$

166 The acceleration or deceleration from a water-air transition (Equation 4) or air-water transition
167 (Equation 5) is simply calculated as the differences in velocity with respect to time. A positive value
168 of either A_{WA} or A_{AW} indicates that the fish decelerates, while a negative value indicates the fish is
169 accelerating.

$$170 \quad A_{WA} = (v_{AIR} - v_{WATER})/0.5t_{WATER} \quad (4)$$

$$171 \quad A_{AW} = (v_{WATER} - v_{AIR})/0.5t_{AIR} \quad (5)$$

172

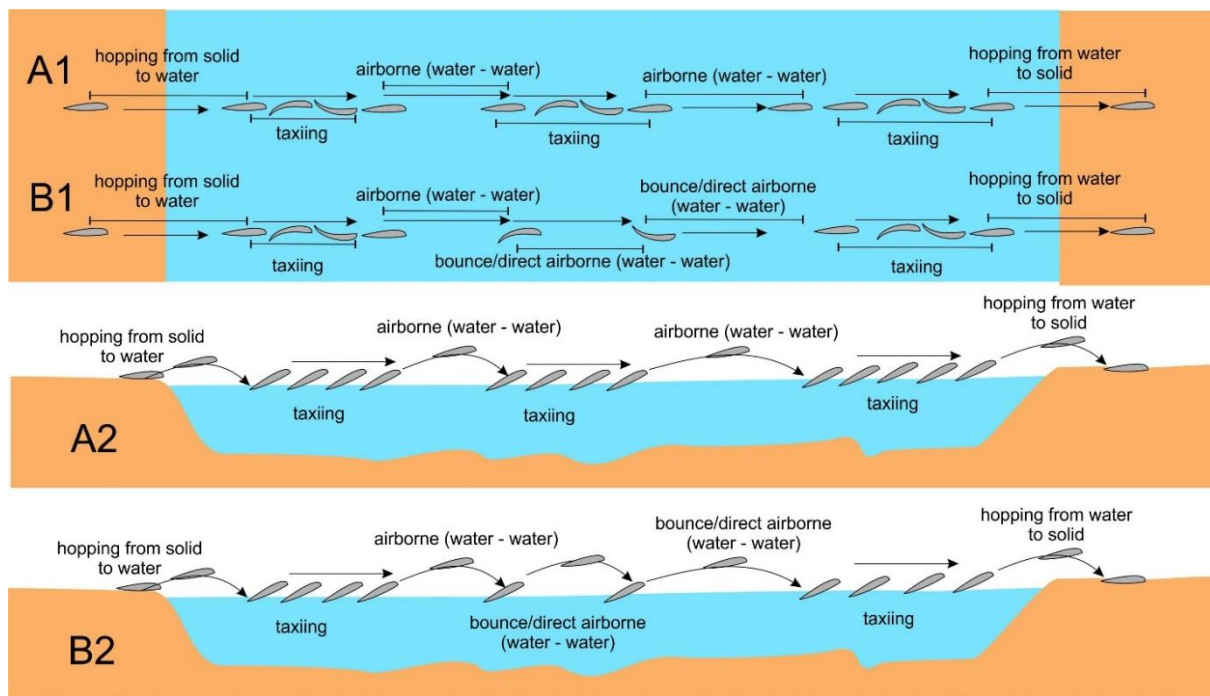
173 3. RESULTS

174 During our daylight observations of *P. variabilis* water-hopping, we noted that these mudskippers
175 would generally avoid complete submergence into water, even if being chased. We did note
176 nevertheless, a few instances where mudskippers would enter their burrows after hopping events.
177 From our observations, we note that the mudskippers appeared to use water-hopping as a means
178 coming closer to their burrows when threatened. In the vast majority of water-hopping events,
179 mudskippers would begin on a solid substrate and end on a solid substrate, hopping upon the water
180 surface in between. The solid substrates could be at any inclination (i.e. from horizontal to vertical)
181 and mudskippers were observed launching from and landing on tree trunks, mangrove roots,
182 littorals, rock faces and man-made structures such as wooden piles. The generic method of water-

183 hopping involved an initial launch from a stationary solid substrate into an airborne ascent. After
184 this, the mudskipper would descend and make contact with the water surface, after which it would
185 water-hop to ascend from the water surface into the air once again. This water-hopping behaviour
186 could continue for either shorter (3 hop) or longer (5 hop) sequences and would end when the fish
187 water-hopped from the water surface back to a solid substrate. In the following sections, we shall
188 describe the different stages of water-hopping in greater detail.

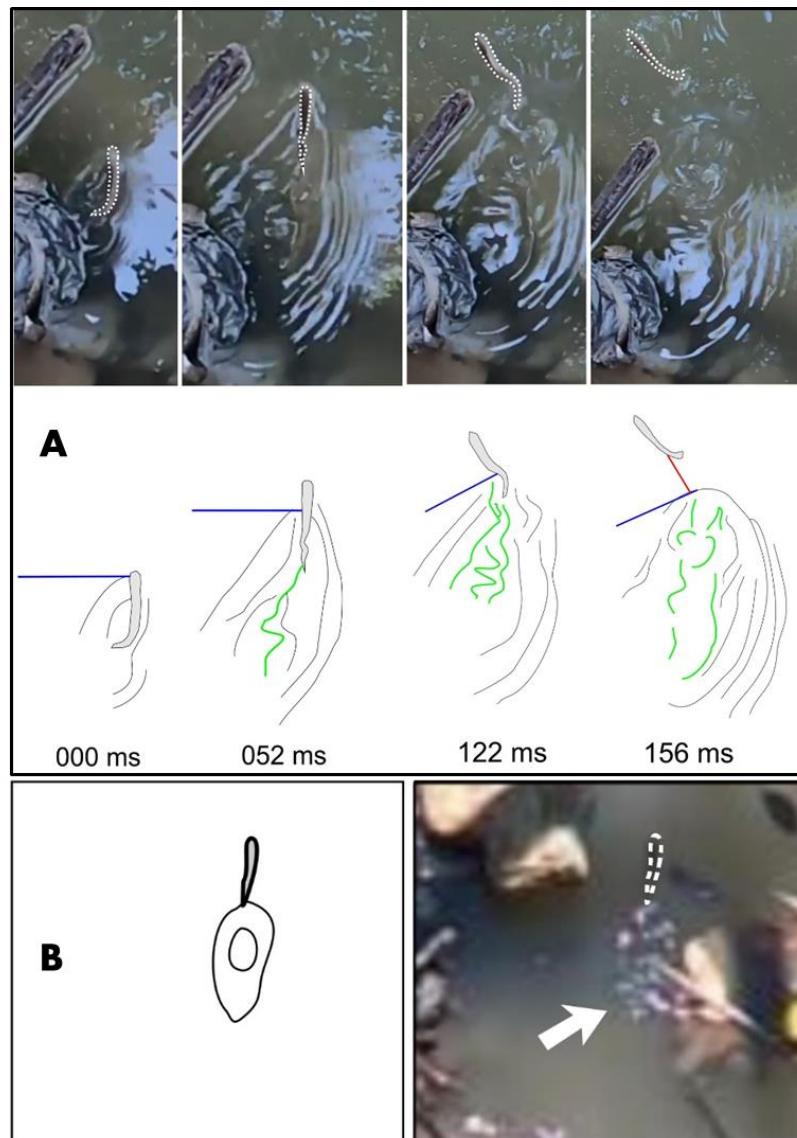
189 3.1 Water-hopping: periods in contact with the water surface

190 Figure 2 shows schematics of generic water-hopping events, starting and ending on a solid surface.
191 There were two different water-hopping techniques observed for the periods spent on the water
192 surface. The first and more common of the two, involved taxiing on the water surface
193 (Supplementary Video S1) prior to an airborne ascent (Fig. 2A1 plan view, and A2 side view). In
194 the second (more rarely observed) technique, the fish simply bounced (Supplementary Video S2)
195 off the surface of the water into an airborne ascent without any taxiing on the water surface (Fig.
196 2B1 plan view, and B2 side view). Taxiing refers to a process of movement across the water surface,
197 which we note is most commonly used to build up the speed needed to for an airborne ascent.
198 Upon contact with the water, *P. variabilis* taxis by cyclically undulating its tail (caudal fin and caudal
199 end of the body) from side to side (i.e. laterally) in similitude to the taxiing behaviour of the flying
200 fish (Exocoetidae) (Franzisket, 1965 *cit.* Davenport, 1994), albeit for shorter periods of time than the flying
201 fish. *P. variabilis* conducts a taxi rapidly on the water surface to enable sufficient acceleration for an
202 airborne ascent (as depicted in Figs. A1 and B1 (plan view) and Figs. A2 and B2 (lateral view)).



203
204 Figure 2. Schematics of the two different water-hopping techniques used by *P. variabilis* for periods spent in
205 contact with the water-surface. In A1 (plan) and A2 (lateral), the mudskipper hops from a solid substrate and
206 then taxis to accelerate into an airborne hop. On landing, it taxis again before an airborne ascent. In B1 (plan)
207 and B2 (lateral) the fish has a sufficiently high kinetic energy coupled to a favourable angle of incidence to
208 allow it to bounce off the water into an airborne ascent (without taxiing on the water-surface).

209 On observing the wake patterns that develop on the water surface for the more common of the
210 two techniques described above, we find that water-hopping results in two distinctly separate zones
211 of ripple formation, Figure 3 (Supplemental Video S3). The first zone has an undulating ripple
212 pattern (Fig. 3, green lines), which is a consequence of taxiing prior to take off, involving rapid
213 movements of the caudal part of its body and tail. The second zone (Fig. 3, black lines) sees an
214 emerging concentric ripple pattern, which is an aftershock ripple caused by the initial impact of the
215 mudskipper on the water surface. During a water 'bounce' technique as described above (i.e. no
216 taxiing), we only observe these concentric ripples (in black) caused by mudskipper impaction with
217 the water.



218

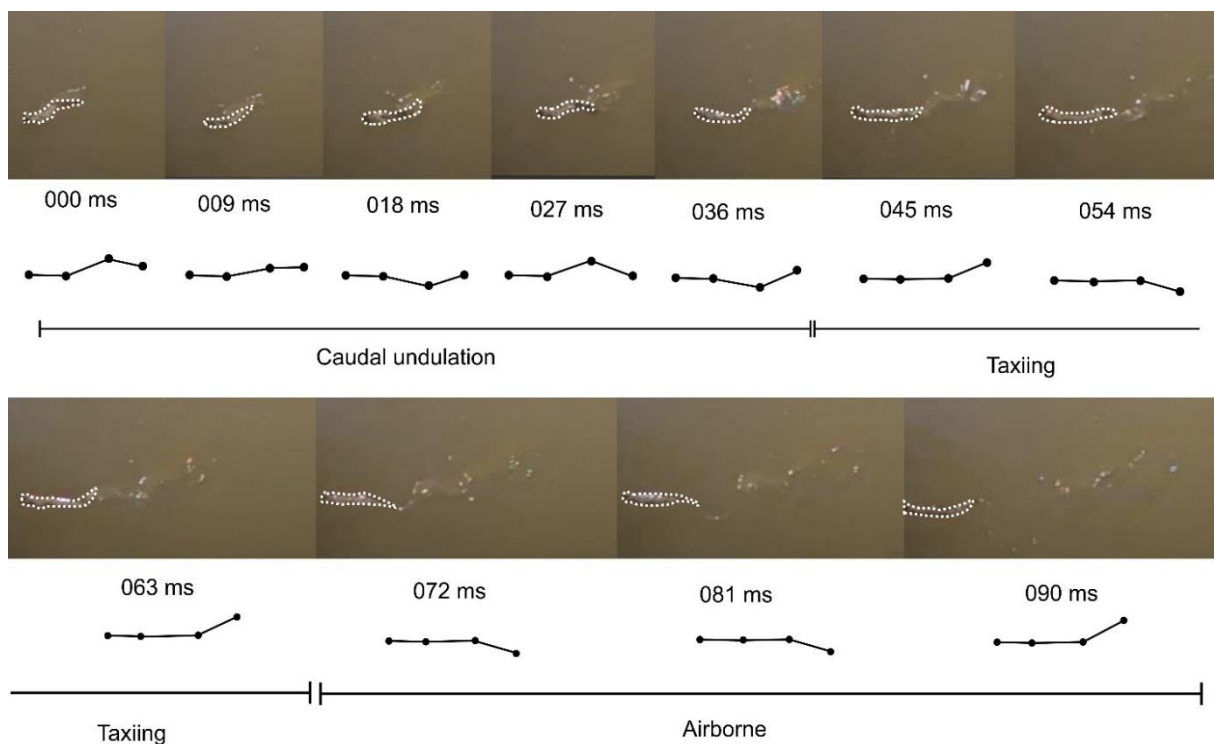
219 Figure 3. (A). Video stills and accompanying qualitative schematics of ripple patterns generated by *P.*
220 *variabilis* (outlined by white dots in the video stills) during a water-hop for the period that the mudskipper
221 impacts and taxis on the water surface. Blue lines in the schematics indicate the final position of body contact
222 with the water surface (body parts posterior to this line are still in contact with the water). The maroon
223 coloured line indicates the distance of the mudskipper's body from the water after its airborne ascent. Green
224 lines indicate the ripples that result from taxiing, which is used to accelerate to an airborne ascent. Black
225 lines show the concentric ripples that form after initial impact with the water surface. (B). For a water-bounce

226 (i.e. no taxiing), only these black concentric lines are observed (schematic on left placed image in B is taken
227 from the video still on the right placed image in B).

228

229 3.2 Water-hopping: airborne periods and landing


230 A build up to a taxi followed by an airborne ascent is shown in Figures 4 (also cf. Figure 2). In this
231 figure, the body angles are depicted using dots and lines under each still frame. After hopping from
232 a solid substrate, or, following a previous hop, the mudskipper bends its caudal segment into a
233 small J-shape (0 - 27 ms). After this, the body bends caudally into a J-shape (27 - 36 ms), after
234 which the J-bend undulates toward its caudal fin, pushing the water behind it using a strong stroke
235 of its tail (63 - 72 ms).



236

237 **Figure 4. Caudal body postures during taxiing into an airborne ascent. The black dot-line figures indicate**
238 **the body shape in each still frame and line segmentation is based on the more prominent bends observed**
239 **along the length of the body in each of the still images. The mudskipper's head is on the left (first black dot**
240 **on left) and the tip of the caudal is on the right (first black dot on right). The mudskipper is outlined with**
241 **white dots for clarity in the still images.**


242 When landing either onto a solid substrate or onto the surface of the water, we noted that there
243 were a few instances where the pectoral fins were extended Figures 5 - 6. Fig. 5(A) provides a
244 scheme of the relative positions of pectoral and pelvic fins on *P. variabilis*. In Fig. 5 (B1) we note
245 the pectoral fins are extended after *P. variabilis* hops onto a tree and in Fig. 5 (B2) the pectoral fins
246 are observed as extended when landing onto a littoral. It also appears that the mudskipper
247 occasionally extends its pectoral fins when landing back onto the surface of the water (Fig. 5 (C -
248 E); Fig. 6 (A - B); Supplementary Video S1).



249

250 Figure 5. (A) Schematic of the underside of *P. variabilis*, specifically highlighting (black arrows) the pectoral
 251 fin radial (PcF-Rd), the pectoral fin ray (PcF-Ry; not spread/extended), and the pelvic fin (PvF), all as seen
 252 from a ventral perspective. (B1) A photographic lateral view of *P. variabilis* grabbing onto a root and (B2)
 253 perching on land. (C - E) *P. variabilis* water-hopping with extended pectoral fins (dorsal view C, D & dorso-
 254 lateral view E). Some fin parts are outlined with white dots for greater clarity.

255



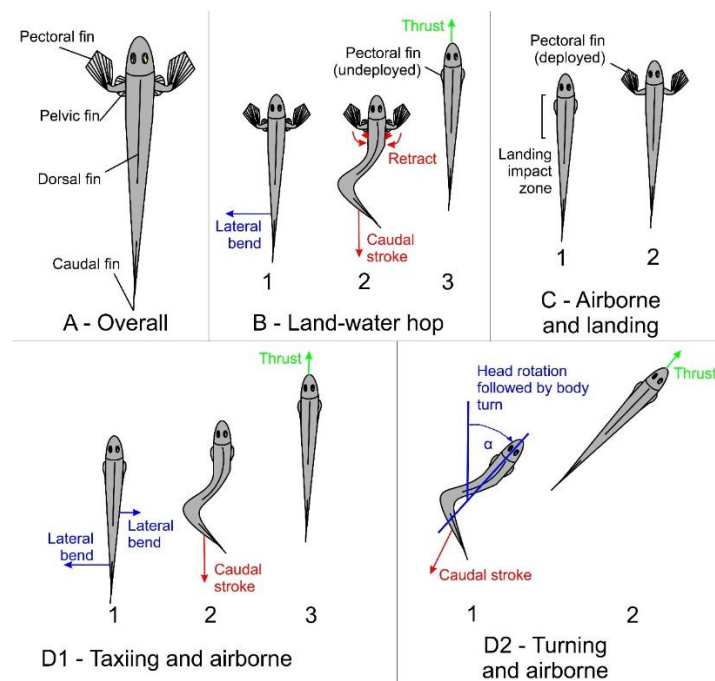
256

257 Figure 6. Examples of pectoral fin extensions (white arrow) prior to landing on the water (A1 and B) – see
 258 also Supplementary Video S1. Note: In (A1) the red box within the still frame at 203 ms is enlarged on the
 259 right hand side of the figure (A2) for clarity.

260

261 3.3 Body postures during a generic water-hopping sequence

262 The body postures through each of the stages of water-hopping are shown in Figure 7. The pectoral
263 and pelvic fins are typically extended when the fish is at rest on land (Fig. 7A). As the mudskipper
264 hops from the land towards the water surface, it bends its tail laterally into a prone jump posture
265 (J-start), subsequently thrusting it rapidly back into position, with a ventral lean, thereby initiating
266 its airborne ascent (Fig. 7B). While in the air, the pectoral and pelvic fins retract to the body (Fig.
267 7B3, C1), just before the fish lands back onto either the water surface or a solid substrate, it deploys
268 its pectoral fins (Fig. 7C2). After landing onto water, the body then contacts the water surface
269 pelvis first (on its ventral surface) in a straight-bodied position, after which the fish bends the
270 caudal part of its body (Fig. 7D1). Following the caudal bend, the fish starts to taxi to generate
271 thrust for an airborne ascent, this time from the water surface. The fish is also able to redirect its
272 motion from the water-hop by bending its head to a new direction whilst simultaneously bending
273 its tail into a subsequent propulsive thrust from taxiing (Fig. 7D2). This ability to switch directions
274 while water-hopping, will be detailed further in Section 3.5.



275

276 Figure 7. Detailed illustration of *P. variabilis* postures during water-hopping (as illustrated in Figure 2). (A)
277 depicts the mudskipper with both pectoral and pelvic fins fully extended while resting on a solid substrate
278 (e.g. tree face or littoral zone). To hop from land onto the water surface (B), the mudskipper shifts its tail
279 sideways (B1, tail movement indicated by the blue arrow) posturing for a prone jump (J-start), after which it
280 rapidly extends its tail (caudal direction) while retracting its pectoral and pelvic fins (B2, direction of tail and
281 fin movements shown by the red arrows) resulting in the mudskipper launching into the air (B3, airborne
282 thrust force shown in green arrow). While airborne, the mudskipper prepares itself for a landing onto its
283 pelvic region (C1) and before reaching the land/water surface, it deploys both of its pectoral fins (C2). As it
284 lands onto the water surface (or sometimes just before), the mudskipper retracts its pectoral fins and starts to
285 taxi on the water surface (D1-1, caudal undulations indicated by the blue arrows leading into D1-2). The final
286 thrust from taxiing involves a strong caudal stroke to launch the mudskipper from the water surface into the
287 air (D1-3, airborne thrust force shown in green arrow). Occasionally, the mudskipper changes direction on
288 the water surface while taxiing by initially bending its head. The rest of the body (D2-1) follows as it
289 completes its final thrust from taxiing, launching itself from the water surface into the air once again (D2-2,
290 airborne thrust force shown in green arrow).

291 3.4 The kinetics of generic water-hopping events

292 Mudskipper water-hopping events exhibited notable variations in terms of the velocities, distances,
 293 and durations measured. There were also variations noticed between different periods of a water-
 294 hopping event. These differences are shown for different individuals (some individuals being
 295 observed and recorded on more than one occasion) in Table 1, averages and standard deviations
 296 are provided in this table.

297 **Table 1. Average values recorded for different stages of a water-hopping event including airborne periods**
 298 **(after taxiing), airborne periods from a water-bounce, hops to the water from a solid substrate, hops to a solid**
 299 **substrate from the water, and the periods of taxiing. Standard deviations are provided in parentheses. Videos**
 300 **were recorded at 240 fps. Information on the number of times each fish was recorded for each behaviour is**
 301 **provided in the Electronic Supplemental Material SM1.**

Behaviour	Number of fish filmed	Total No. recorded hops	Distance travelled (cm)	Duration (ms)	Velocity (m/s)
Hopping from solid substrate to water	14	30	11.3 (± 6.8)	158.8 (± 143.1)	0.9 (± 0.6)
Taxiing	16	52	10.7 (± 5.2)	106.1 (± 77)	1.2 (± 0.7)
Airborne (after taxiing)	19	60	20.6 (± 7.4)	126.9 (± 46)	1.7 (± 0.5)
Water bounce (no taxiing)	7	11	3.5 (± 0.7)	79 (± 43.6)	0.6 (± 0.2)
Airborne (after bounce)	7	11	19.8 (± 6.5)	174.5 (± 59.3)	1.2 (± 0.5)
Hopping to solid substrate from water	18	21	13.7 (± 7.8)	149.5 (± 85)	1.17 (± 1.0)

302

303 As can be seen in Table 1, when water-hopping, the highest calculated velocities, 1.7 ± 0.5 m/s
 304 occur when the fish is airborne, and most notably after taxiing. The taxiing itself is slightly lower
 305 in velocity (1.2 ± 0.7 m/s), however it is interesting to note that taxiing results in a higher velocity
 306 than the water contact period of a bounce, which is on average the slowest (0.6 ± 0.2 m/s) of all
 307 the water-hopping behaviours in this table. The average airborne hopping velocity that originates
 308 from a water-bounce is twice as high (1.2 ± 0.5 m/s) as the bounce upon the water. Hopping from
 309 a solid substrate onto the water surface is the second slowest of all the water-hopping stages (0.9
 310 ± 0.6 m/s) and is the only stage that does not benefit from the momentum of a previous kinetic
 311 stage. Importantly, we find that *P. variabilis* does on average appear to slow down when hopping
 312 from water to land (1.17 ± 1.0 m/s). Nevertheless, the high standard deviation negates any firm
 313 conclusions that can be made in this regard.

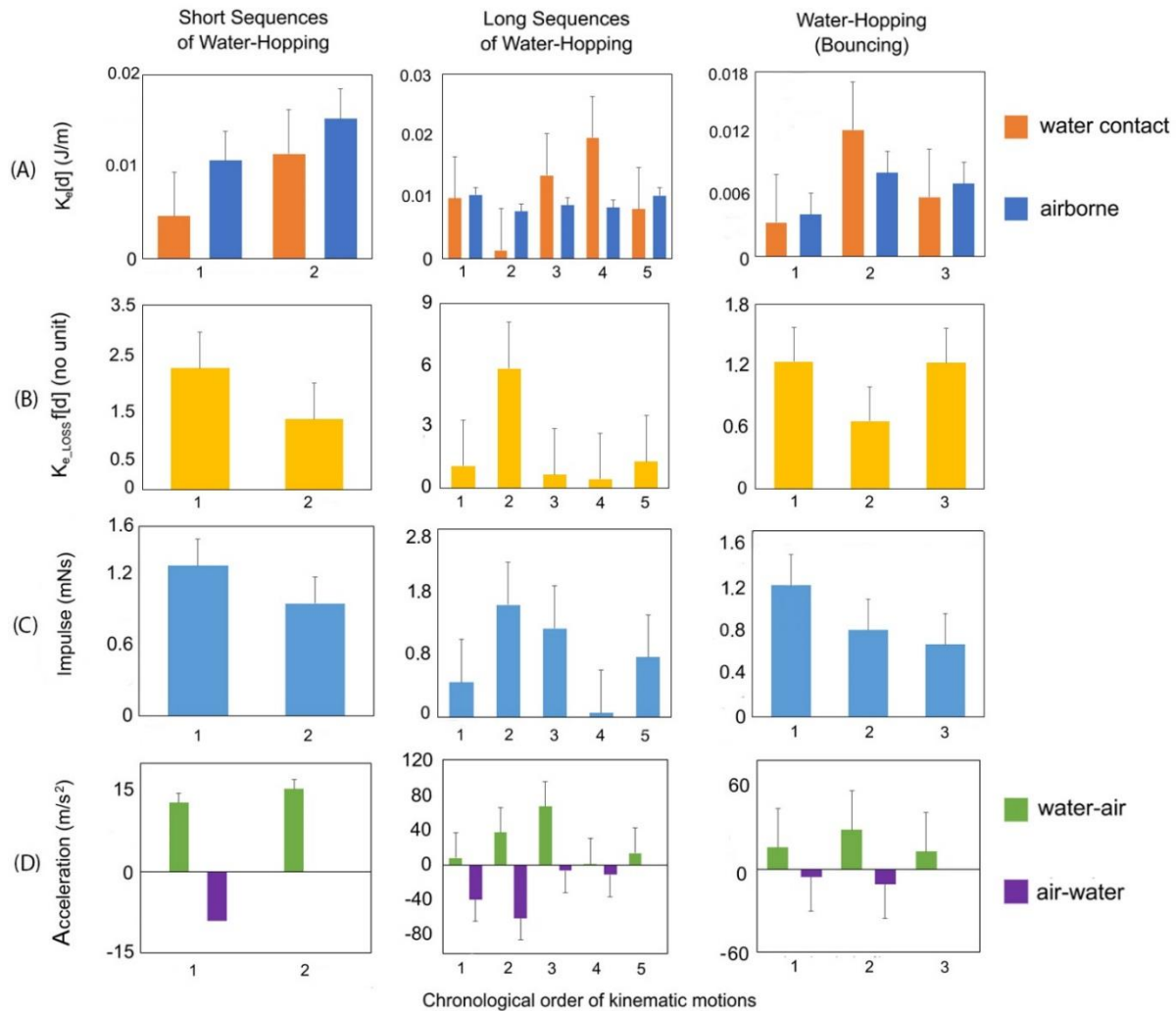
314 $K_e(d)$ values are plotted as histograms for short water-hopping sequences, longer water-hopping
 315 sequences, and water bounces, Figure 8 (*cf.* Figure 2). The average mass of 8 mudskippers captured
 316 by net was recorded as 1.375 g (SD ± 0.276 g). $K_e(d)$ in the short hop sequence (Fig. 8A, left) can
 317 be seen to increase over each consecutive airborne and taxiing period, which indicates that the
 318 most powerful hops occur after taxiing, and generate greater momentum for a subsequent airborne
 319 ascent. However, during longer sequences of water-hops (Fig. 8A, middle), $K_e(d)$ is seemingly more
 320 random, increasing and decreasing without any observable pattern. This is also evident in the cases
 321 where the fish bounces on the water surface without taxiing, (Fig. 8A, right).

322 When considering K_{e_Loss} (energy lost), we note in the short water-hopping sequence Fig. 8 (B, left)
323 that we can see energy is lost from air to water between consecutive jumps, with the first hop losing
324 more energy than the second. In both, the longer hopping sequences (Fig. 8 B, middle) and the
325 bounces, Figure 8 (B, right), the majority of cases see a loss in energy when the fish contacts the
326 water. Generally, water bounces result in the lowest energy losses from airborne to water-contact
327 periods. This is most likely to be because the fish, when bouncing, experiences less hydrodynamic
328 drag than when taxiing, as it spends less time on the water surface.

329 Results for impulse (J) are shown in Figure 8 (C) and we note that in the cases of short water-
330 hopping, Figure 8 (C, left), and water bouncing, Figure 8 (C, right), sequences, there is a gradual
331 decrease in the momentum lost from the first to the last water-hop. The longer water-hopping
332 sequences, Figure 8 (C, middle), show greater randomness in the impulse values for each
333 consecutive water-hop.

334 Air-to-water and water-to-air accelerations and decelerations are shown in Fig. 8 (D). Importantly,
335 we note that in all cases, the fishes accelerate during water-air transitions, while they decelerate
336 during air-water transitions. The deceleration from air-water transitions is due to the hydrodynamic
337 drag forces working against the mudskipper in motion, which are considerably more detrimental
338 than aerodynamic drag forces. The acceleration from water to air is a result of the fish taxiing in
339 both long and short sequences of the more commonly observed taxiing water-hop. However, in
340 the cases of water water-bounce, we postulate that this may be due to the immediate switch from
341 a hydrodynamic to aerodynamic environment, which reduces the effect of drag forces on the fish.

342



343

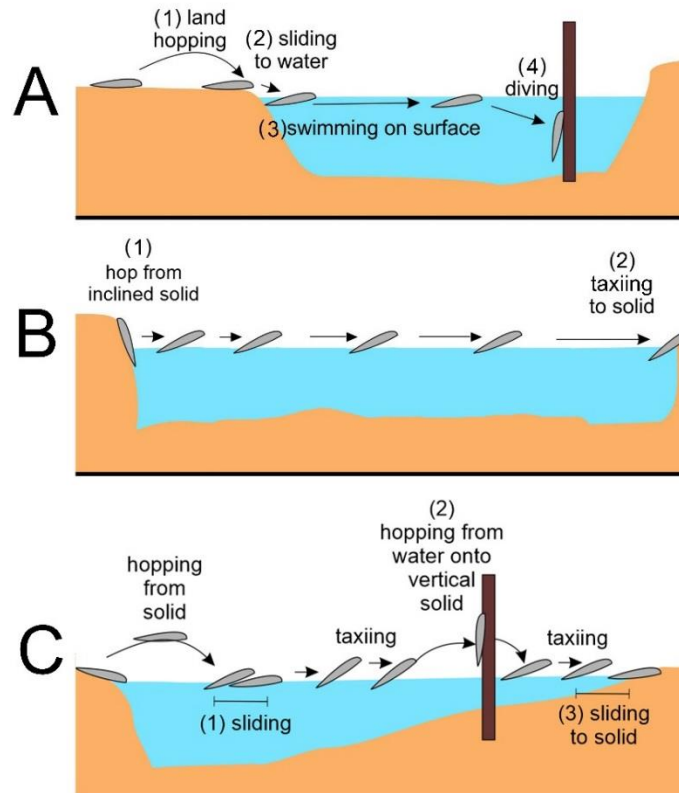
344 Figure 8. Histogram showing the kinetics of water-hopping mudskippers as measured over a shorter period
 345 of water-hops ($n = 8$), longer period of water-hops ($n = 4$) and from water-bounces ($n = 2$). (A) Kinetic energy
 346 as a function of distance plotted against each water-hop (split into airborne and taxiing/bouncing periods –
 347 *cf.* Figure 2) shown in chronological order. (B) Kinetic energy gained as a function of distance plotted against
 348 taxiing or bouncing periods during water-hops and shown in chronological order. (C) Impulse of each water-
 349 hop where the transition is from an airborne period to a taxiing/bouncing period, and (D) the acceleration
 350 of the fish from water-to-airborne stages (green bars) adjacent to its subsequent deceleration (negative
 351 acceleration) from airborne-to-water stages (purple bars). Standard deviations are shown using y-error bars.

352

353 3.5 Less frequently observed behaviours and their kinetics

354 While filming, we noted a few less frequently observed behaviours (Figs. 9 - 16). The prone jump
 355 for example, enables terrestrial locomotion, as the mudskipper is able to hop on land (Figs. 9A1;
 356 16B). The mudskipper was also occasionally seen to enter the body of water by sliding in under its
 357 own body weight (Figs. 9A2; 16E). If the mudskipper was already on an incline (e.g. near vertical
 358 on the surface of a tree or mangrove root), it would hop directly from a vertical or inclined position
 359 to the water and commence water-hopping therefrom (Figs 9B1; 15; 16H), returning to either an
 360 inclined, vertical/near-vertical (c.f. Supplemental Video S8) or horizontal solid substrate (Figs. 9B2;
 361 16G). Sliding on the water surface (Figs. 9C1; 16C) was also observed prior to taxiing, and we

362 occasionally noted that *P. variabilis* would slide to a littoral (Figs. 9C2; 16E). On a few occasions
363 after already performing a number of consecutive water-hops, we noticed that *P. variabilis* would
364 stop hopping and either opt to swim at the water surface (Figs. 9A3; 11; 16F; Supplemental Videos
365 S4 and S5) or, dive under water, possibly to a solid substrate, or to a nearby burrow (Figs. 9A4; 12;
366 16A; Supplemental Videos S4 and S5).

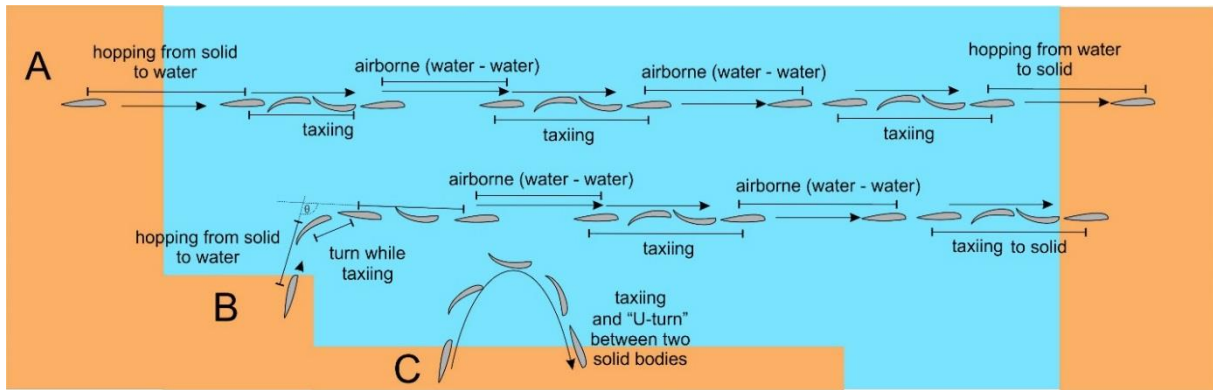


367


368 **Figure 9. Illustration of less commonly observed behaviours of *P. variabilis*. (A1) Hopping on a solid substrate**
369 **(A2) sliding from the ground into the water (A3) swimming on the water surface (A4) diving to a solid**
370 **substrate (rarely observed) (B1) taxiing directly off an inclined (vertical or near-vertical) surface into the water**
371 **(B2) taxiing from the water onto an inclined solid (C1) sliding on the water surface before taxiing prior to an**
372 **airborne ascent (C2) landing on a vertical solid surface from a water-hop (c.f. Supplemental Video S8) and**
373 **(C3) sliding to the land after landing on the water surface following a water-hop.**

374 From our field observations, we noted that *P. variabilis* displays two general escape trajectories that
375 directly involve water-hopping between areas of land, Figure 10. The path angle (θ) is the angle
376 relative to the original direction of travel. When escaping, the path angle typically lies between 0°
377 and 100° , sometimes retaining a continuous path closer to 0° (near-linear escape), Figure 10A, and
378 sometimes turning sharply on the water at an angle closer to 90° (non-linear escape), Figure 10B
379 (Fig. 13; see also Supplemental Video S6). The non-linear escape involves a sharp turn on the water
380 surface, following which the mudskipper starts water-hopping in the direction to which it turns.
381 The path typically follows a bend of some form with a distinguishable angle of turn, which we
382 observed was often close to 90° . Occasionally, the fish made a U-turn using a short taxi to return
383 to the same littoral from where it left, Figure 10C, see also Fig. 14 and Supplemental Video S7.
384 Table 2 provides kinetic details on these alternative, less often observed behaviours described in


385 this section (3.5), while Fig. 16 provides plan-view kinematic sketches of each behaviour mentioned
 386 in Table 2, based on our video footage.




387
 388 Figure 10. Illustration of (A) normal water-hopping in water as in Fig. 2, (B) water-hopping with an angular
 389 turn (Supplementary Video S6), and (C) a U-turn followed by a short taxi to return to the same littoral
 390 (Supplementary Video S7).



391
 392 Figure 11. *P. variabilis* swimming on the water surface (Supplemental Video S4). This was a very rarely
 393 observed behaviour. The mudskipper employs carangiform type swimming whereby lateral caudal fin
 394 undulations occur cyclically to propel the fish forwards. The white dots indicate the parts of the body that
 395 are above water.



396
 397 Figure 12. *P. variabilis* diving after it swims on the water surface (Supplemental Video S5), the least frequently
 398 observed behaviour. The mudskipper tilts its head to pitch down below the water surface. The mudskipper
 399 is outlined with white dots.



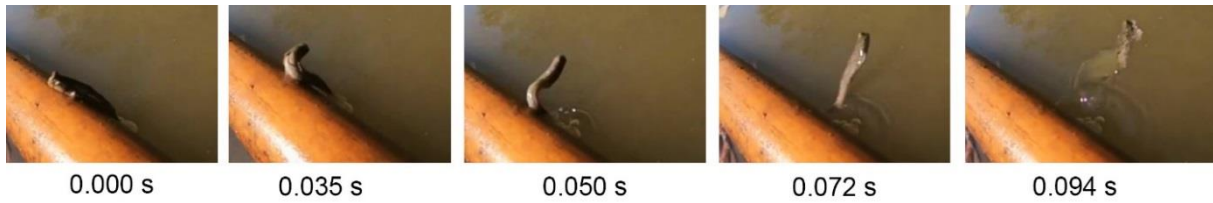
400

401 Figure 13. Directional change (white arrow) of *P. variabilis* during a water-hopping sequence (Supplementary
402 Video S6). Sharp changes in direction initiate with the turning of the head, which is followed by a tight caudal
403 bend, after which the mudskipper straightens its caudal by shifting its caudal to the tip, in line with its head.
404 The mudskipper is outlined with white dots.



405

406 Figure 14. *P. variabilis* making a short U-turn (white arrow to return to the littoral zone from where it started
407 (Supplementary Video S7). Sharp changes in direction initiate with the turning of the head, which is followed
408 by a tight caudal bend, after which the mudskipper straightens its caudal by shifting its caudal to the tip, in
409 line with its head. The mudskipper is outlined with white dots.



410

411 **Figure 15. *P. variabilis* hopping from a vertical position onto the water to initiate a water-hopping sequence.**
 412 **The mudskipper first tilts its head in the direction it will hop while its caudal body remains in contact with**
 413 **the substrate, resulting in a > 90° bend of the body. The mudskipper then presses the lateral surface of its**
 414 **caudal fin against the vertical surface and extends it to complete the hop onto the water (see Supplemental**
 415 **Videos S3 and S6 for hops from vertical/inclined surfaces and Supplemental Video S8 for hops from the water**
 416 **onto a vertical surface).**

417 **Table 2. Average kinetic measurements of other behaviours as observed from the video footage. Standard**
 418 **deviations are provided in parentheses. Note: Recording was at 240 fps. Information on the number of times**
 419 **each fish was recorded for each behaviour is provided in the Electronic Supplemental Material SM1.**

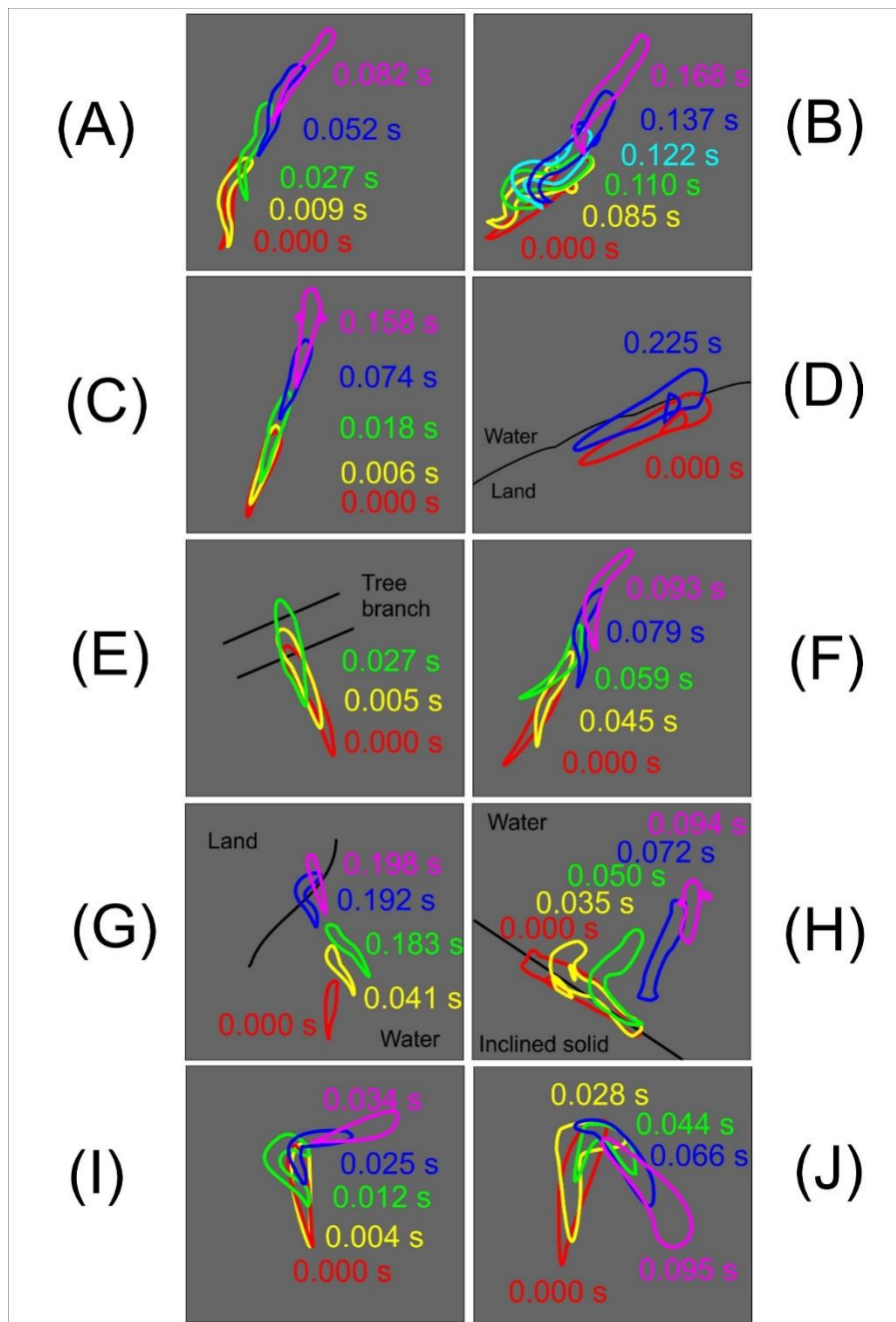
ID (c.f. Fig. 16)	Observed behaviour	Number of fish filmed	Total number of events observed	Distance travelled (cm)	Duration (ms)	Velocity (m/s)
A	Dive to submerged solid substrate	1	1	11.5 (NA)*	174 (NA)*	0.7 (NA)*
B	Hopping on land	3	5	10.3 (± 4.8)	211.8 (± 62.7)	0.5 (± 0.1)
C	Sliding on water surface	4	5	6.9 (± 2.6)	87 (± 56.2)	1 (± 0.5)
D	Sliding from solid substrate into water	6	6	8.6 (± 4.8)	165.8 (± 137.7)	0.9 (± 0.7)
E	Sliding to solid substrate from water	2	2	5.7 (± 4.1)	228 (± 14.1)	0.3 (± 0.2)
F	Swimming at water surface	6	12	18.2 (± 13.4)	393.4 (± 287.7)	0.5 (± 0.3)
G	Taxiing from water to solid substrate	7	9	16.9 (± 8.2)	237.9 (± 140.4)	0.8 (± 0.3)
H	Hopping from a vertical or inclined solid substrate to water	2	3	26.8 (± 8.8)	258.3 (± 64.5)	1 (± 0.1)
I	Taxiing to a change in direction	9	14	13.5 (± 9.1)	169.5 (± 78.7)	0.9 (± 0.5)
J	Taxiing to a U turn returning to littoral	2	5	25.3 (± 5.1)	340.6 (± 63.1)	0.8 (± 0.1)

420

***Note: There is no standard deviation available for single observations.**

421 Diving was the least frequently observed behaviour which was noted to follow swimming
 422 behaviour (the initial caudal undulation for swimming can be seen in Fig. 16A; t = 0.000 - 0.052 s,
 423 after which the mudskipper would submerge underwater (Fig. 16A; t = 0.082 s; Supplemental
 424 Video S5 at time 00:06) by initially tilting its head to pitch down under the water. Terrestrial-
 425 hopping (Fig. 16B) matches the description of a prone jump in Gibb et al. (2013) in that the
 426 mudskipper performs an axial bend by pulling its caudal region laterally towards its head, with the
 427 side of caudal region parallel with the solid substrate (Fig. 16B; t = 0.000 - 0.110 s). After this, the
 428 mudskipper presses its caudal peduncle onto the substrate (Fig. 16B; t = 0.122 - 0.137 s) to initiate
 429 an airborne ascent (Fig. 16B; t = 0.137 - 0.168 s). Other than hopping, the mudskipper occasionally
 430 drifts or slides. Sliding is a result of momentum from a previous hop and occurs on the water
 431 surface (Fig. 16C). When surface sliding, the mudskipper's body remains straight (Fig. 16C; t =

432 0.000 - 0.074 s) after which the pectoral fins were noted to extend (Fig. 16C; $t = 0.158$ s). The
433 mudskipper was also noted to slide from a solid substrate by using one of its pectoral fins to
434 instigate the body slide towards the water (Fig. 16D). The mudskipper was also noted to slide to a
435 stop, from the water to a solid substrate (e.g. tree branch; Fig. 16E) after taxiing or hopping. While
436 sliding to a solid substrate, the mudskipper body posture remained the same through the duration
437 of the slide until it reaches the solid substrate (Fig. 16E; $t = 0.000 - 0.027$ s). Swimming (Fig. 16F)
438 was a rarely observed behaviour since the mudskipper tended to favour water-hopping. The
439 mudskipper performed carangiform type swimming (Budi et al., 2018), in that the mudskipper
440 relies on lateral cyclical body-caudal fin (BCF) undulation using two-thirds of its body, beginning
441 at the posterior region of its cranium and ending at the tip of its caudal fin (Sfakiotakis et al., 1999).
442 Occasionally we noticed the mudskipper taxiing from water directly to a solid substrate (Fig. 16G).
443 The mudskipper would initially align its body towards the solid substrate while taxiing (Fig. 16G; t
444 $= 0.000 - 0.183$ s) and would decrease in speed on approach the solid substrate by performing an
445 axial bend (Fig. 16G; $t = 0.192 - 0.198$ s). We noticed on occasion, the mudskipper hopping from
446 a vertical or inclined surface. It conducted this by initially tilting its head towards the water first
447 (Fig. 16H – 0.035 s) before the rest of the anterior body followed the head while its caudal body
448 remained in contact with the surface (Fig. 16H – 0.050 s). This results in a very tight bend in the
449 body of the mudskipper. The mudskipper then pushes the ventral surface of its caudal body against
450 the solid substrate, which launches the mudskipper from the substrate and is followed immediately
451 by the straightening of its caudal body in line with the anterior portion of the fish (Fig. 16H –
452 0.072 s). When it contacts the water (Fig. 16H – 0.094 s), it immediately commences water-
453 hopping. Hops to a vertical or inclined solid substrate were more rarely observed and one example
454 can be viewed in Supplementary Video S8. Occasionally, during water surface taxiing, mudskippers
455 were observed either performing sharp lateral turns (Fig. 16I) or sharp U-turns (Fig. 16J). Both
456 types of turns involved a headfirst redirection followed by a sharp turn or a sharp U-turn (Fig. 16I;
457 $t = 0.012 - 0.025$ s and Fig. 16J; $t = 0.028 - 0.044$ s, for a sharp turn and sharp U-turn, respectively).
458 After this, the rest of the body would follow as the mudskipper would develop a tight bend in its
459 caudal, which was then straightened out from the bend to the caudal fin tip in the direction of the
460 head (Fig. 16I; $t = 0.025$ s and Fig. 16J; $t = 0.044$ s, for a sharp turn and sharp U-turn, respectively).
461 Once straightened the mudskipper would continue water-hopping in its new direction (Fig. 16I; t
462 $= 0.034$ s and Fig. 16J; $t = 0.066$ s, for a sharp turn and sharp U-turn, respectively).



463

464 Figure 16. Representative examples of the kinematics of the less frequently observed behaviours of *P.*
 465 *variabilis* as referred to in Table 2 (plan views only). (A) dive to submerged solid substrate (B) hopping on
 466 land (C) sliding on water surface (D) sliding from solid substrate into water (E) sliding to solid substrate
 467 from water (F) swimming at water surface (G) taxiing from water to solid substrate (H) hopping from a
 468 vertical or inclined solid substrate onto water surface (I) taxiing to a change in direction and (J) taxiing to a
 469 U turn returning to littoral. Each kinematic step is colour-tagged differently and the times they were recorded
 470 are rendered in the same colour.

471 **4. DISCUSSION**

472 During the periods of water-hopping in contact with the water surface, we find that *P. variabilis* will
 473 most commonly initiate acceleration by taxiing. This builds up the speed needed to allow them to
 474 continue water-hopping. Nevertheless, we also note instances where *P. variabilis* merely bounces
 475 off the surface of the water to return to an airborne ascent. The propulsive burst from taxiing

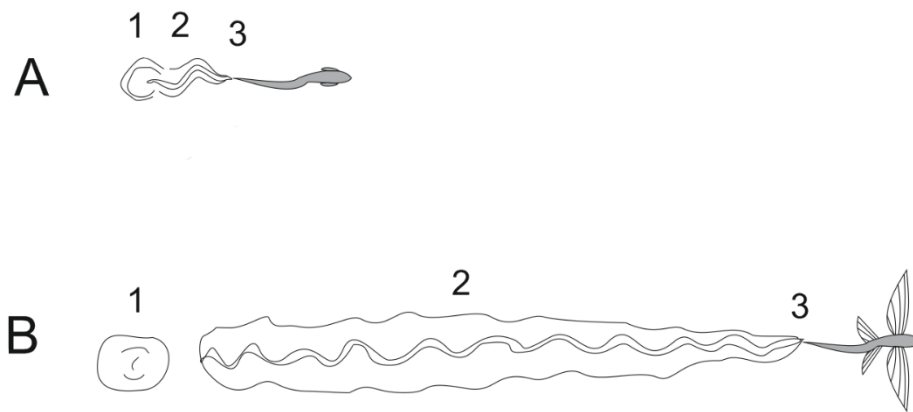
476 results in an increase in velocity when the fish is airborne, which presumably is due to the transition
477 from a hydrodynamic to aerodynamic environment where drag is lower. Taxiing is the primary
478 source of speed for an airborne ascent. It seems plausible to suggest that retraction of the pectoral
479 fins when airborne serves to reduce aerodynamic drag. Interestingly, the lowest velocities are noted
480 for the water bounces on the water surface, indicating that hydrodynamic drag plays a critical role
481 (more so than aerodynamic drag) in slowing the fish down. From a perspective of preserving kinetic
482 energy for a non-taxiing fish (i.e. only bounces), there is therefore an obvious benefit in spending
483 less time on the water surface. This may also be a means of preserving energy.

484 On a few occasions, the mudskipper makes a sharp turn by taxiing for a short period on the surface
485 of the water, by which means it is able to redirect its path (Fig. 10B and 13; as seen in two out of
486 four fishes, Table 2). A similar ability to change direction during terrestrial jump sequences has also
487 been observed in the intertidal killifish (mummichogs), *Fundulus heteroclitus*, as part of its visual
488 navigation response on land (Bressman et al., 2016). It is possible that directional changes during
489 water-hopping may also be part of a visual navigational response for a mudskipper, indicating the
490 mudskippers possess biologically advanced escape tactics. We observed that mudskippers also keep
491 their heads above water during water turns and when they swim (Fig. 11; Supplemental Videos S4
492 and S5), as opposed to submerging fully, and we assume that this relates to a reliance on vision.
493 The taxi to take off behaviour observed in *P. variabilis* is somewhat similar to the taxi to take off
494 behaviour of flying fish (Exocoetidae). The flying fish takes a longer time than *P. variabilis* to build-
495 up speed using its tail on the water surface (Franzisket, 1965 *cit.* Davenport, 1994). Its large pectoral
496 fins are used for sliding and the process is supported by the long size of the lower lobe (hypocaudal
497 lobe) of its caudal fin, which helps the fish take off from the water to slide (Dasilao et al., 1997).
498 However, the airborne duration of flying fish depends on a wind-stream (Hubbs, 1937 *cit.*
499 Davenport, 1994) created by the pectoral and pelvic fins. These fins have an angle of incidence of
500 12° and 5°, respectively, and are used to control the lift while the tail movements generate a forward
501 thrust, which subsequently enables an airborne ascent (Park and Choi, 2010). The kinematics of
502 this behaviour might be similar to the pre-hop taxiing behaviour observed in *P. variabilis*, though
503 flying fish taxi are airborne for longer durations than mudskippers. In this study, *P. variabilis* took
504 on average, 158.8 ms for land-to-water-hopping, 126.9 ms for water-to-water-hopping (normal,
505 with taxiing), and 149.5 ms for water to land, over distances of 11.3 cm, 20.6 cm, and 13.7 cm,
506 respectively (*cf.* Table 1). In comparison, flying fish (*Cypselurus sp.*) remain airborne for 20-30 m
507 over a period of 7-9 seconds (Kawachi et al., 1993). The flying fish flies *ca.* 100 times farther than
508 *P. variabilis*, and for a 70 times longer duration.

509 The tail movements of *P. variabilis* are similar to those of the flying fish prior to a take-off from the
510 water surface, Figure 17. Both the tail and the caudal fins appear to be of importance for both of
511 these fishes during the take-off that allows them to ascend into the air. The internal musculature
512 of the caudal fin provides a spring-like propulsion during take-off by moving laterally (Fig. 4),
513 which allows the fish to move forward whilst gaining lift for an airborne ascent. The difference is
514 that unlike the flying fish, the mudskipper conducts taxis for only a short period prior to entering
515 an airborne ascent, Figure 15. When the mudskipper lands, the ventral to pelvic region touches
516 down first, either to land on water or onto a solid surface such as a littoral, a tree face, a rock face
517 or a root. The extension of pectoral fins during part of the airborne process is similar to the flying
518 fish. The main difference is that the flying fish uses its wide pectoral fins to sustain its glide when

519 airborne, while *P. variabilis* uses its narrow pectoral fins as it descends from an airborne stage, just
520 prior to contacting the water surface, or a solid substrate. We hypothesise that this may either (a)
521 cushion the mudskipper's landing or (b) enable the mudskipper with a better control of its airborne
522 descent. When taking off from a solid substrate, *P. variabilis* typically uses a J-start (J-shaped launch).
523 The J-shape is potentially a modified C-start (Perlman and Ashley-Ross, 2016) and we presume it
524 is less pronounced in shape than a C-start as the fish needs to propel itself into the air at an angle
525 closer to 30°– see also Supplementary Video S1.

526



527

528 **Figure 17. Dorsal view comparison of ripple patterns leading up to take off for *P. variabilis* (A) and a flying**
529 **fish (B). Initially, concentric ripples are created by the mudskipper as it hops from land to the water (after**
530 **which it taxis on the surface), whereas for the flying fish these ripples form as the fish emerges from the water**
531 **(1). The tail for both fish then forms continuous sinuous ripples that essentially propel the fish forward. The**
532 **mudskipper exhibits a significantly shorter burst during taxiing than the flying fish (2). Finally, the fish takes-**
533 **off at the end of its taxi (3). The flying fish model shown here is inspired by the work of Franzisket, 1965 *cit.***
534 **Davenport, 1994. Supplementary Video S8 shows a longer mudskipper run where ripples patterns are visible.**

535 According to experiments by Rosellini et al. (2005), a flat stone under certain speeds and angles
536 will either skip across the water (bouncing on the water surface), will surf (sliding on the water
537 surface), or will dive (submerge on impact with the water). Using aluminium discs (radius 2.5 cm
538 and height 2.75 cm) and a translation velocity (speed on impact with water) of 3.5 m/s, the disc
539 skips at a 20° angle of impact (ascending angle from the water surface) and a 20° trajectory angle
540 (descending angle from the water surface). The disc surfs at a 30° angle of impact and a 35°
541 trajectory angle. The disc dives at a 35° angle of impact and a 20° trajectory angle. Swanson and
542 Gibb (2004) noted that mudskippers hop (on solid surfaces) at a 35° angle of take-off. Through
543 the image analysis of our video stills, we estimate that *P. variabilis* (analogously) also 'surfs' the water
544 upon impact, reducing its angle while surfing from 28° to 13°. This drop of 15° may increase the
545 contact surface of the fish with water. Unlike a skipping stone, which cannot increase or maintain
546 its speed after contact with the water surface, *P. variabilis* is able to control subsequent hops to
547 some extent through taxiing behaviour. Nevertheless, analogously to the surfing stone, *P. variabilis*
548 does also occasionally bounce on the water surface. During these water bouncing events, the fish
549 reduces its contact time on the water (as compared to a taxi), which in turn decreases the effects
550 of hydrodynamic drag. There are several possible reasons for why during a water bounce, there are
551 variations from hop-to-hop in $K_e(d)$ and K_{e_LOSS} . These might include; *P. variabilis*' entry and exit

552 angles from the water surface for each water-bounce, the depth of water penetration on impact
553 during each bounce, shape factors and their effects on hydrodynamic drag (Bocquet 2003), and of
554 course non-physical factors such as the type and intensity of the escape response exhibited by *P.*
555 *variabilis*, Domenici et al. (2011a, 2011b).

556 The pectoral fins are located farther away from the body midline than the pelvic fins, which are
557 closer to the body midline (c.f. Fig. 5A). This location may benefit the mudskipper when landing
558 onto a solid substrate such as a tree trunk, mangrove roots or a rock face, as we presume the
559 mudskipper can more effectively hold onto the substrate when using its pectoral fins, c.f. Figure 5
560 (B1) in conjunction with its pelvic fins. This benefit is derived from the obvious increase in contact
561 area and a lateral muscular input into the hold, alongside the already beneficial pelvic fin attachment
562 (Wicaksono et al., 2016). When landing onto a littoral, c.f. Figure 5 (B2), we hypothesise that
563 pectoral fin extension may either stabilise the mudskipper on landing, or better prepare it for a
564 subsequent terrestrial movement. It is possible that fin-extension during the airborne period of a
565 water-hop (c.f. Fig. 5 (C-E); Fig. 6 (A-B); Supplementary Video S1), may additionally have an
566 aerodynamic benefit, though we are unsure what the actual purpose for fin extension for a water-
567 to-water hop is, especially since fin-extension was observed in only a few instances.

568 Mudskippers use water-hopping at least as a means of escape as was evident in this study. The
569 mudskippers studied herein, escaped from us by water-hopping *on almost every occasion*. Logically, it
570 would seem easier for fish to escape a terrestrial threat by submergence and swimming. Rather, *P.*
571 *variabilis* prefers to hop across the water to another area of land (Supplemental Videos S6, S7 and
572 S8). This may derive from an inherent territorial behaviour (Stebbins and Kalk, 1961; Clayton and
573 Vaughan, 1986) or from the extremely shallow intertidal environments that may not be sufficiently
574 deep to enable escape from terrestrial predators by swimming to depth. Mudskippers live in
575 subterranean mud burrows (Ishimatsu et al., 2007; Larson and Lim, 1997; Graham, 1997), Fig. 18,
576 and as such, instead of escaping by swimming away, we inferred that mudskippers will enter their
577 burrows to escape, particularly if the burrow is nearby. We saw this happen in a few instances, and
578 indeed noted that the mudskippers would tend towards a particular direction, possibly their
579 burrows, even if it meant hopping towards a tree branch with which we approached the fish
580 (threat). Mudskippers retreat to their burrows for protection, but water-hopping is not always
581 followed by a burrow hiding behaviour. Water-hopping allows the mudskipper to get in closer
582 proximity to its burrow, where it can hide if it feels an imminent threat.

583



584

585 **Figure 18.** *P. variabilis* next to a burrow opening/entrance (indicated by the white arrow).

586

5. CONCLUSION

587

Mudskippers (family Gobiidae) are often considered extant examples of how fish have transitioned from water to land. Here, we also reveal a degree of convergence between mudskipper and flying fish (family Exocoetidae) kinematics in terms of water to air transitions. Both will taxi as an effective means to generating the thrust required for an airborne ascent from the water. The flying fish nevertheless will taxi for longer and remains airborne for longer periods. The mudskipper contrarily will most commonly taxi into a short hop, which could be considered a miniature version of the flying fish glide, however there are notable differences. Although *P. variabilis*' water-hopping converges conceptually with the flying fish glide, its kinematic movements occur over a considerably shorter duration and additionally unlike the flying fish, *P. variabilis* does not facilitate a glide using its fins. As such, we consider water-hopping to be an alternative, new form of fish locomotion. Water-hopping has most commonly been observed as initiating from a hop from a solid substrate into the water. As the mudskipper lands on the water surface it thrusts its caudal fin laterally to generate forward momentum, taking it into the air once again. This process of water-hopping (airborne to taxiing to airborne) continues until it reaches another solid substrate. Importantly, we provide evidence that *P. variabilis* is able to initiate a water-hopping sequence from a vertical or inclined solid substrate, and is also able to land onto a vertical or inclined surface from a water-hopping sequence. We postulate that this mudskipper's escape behaviour allows it to remain within an accessible range of its burrow, where it can hide if there is an imminent threat.

605

606

607 ONLINE SUPPLEMENTARY VIDEOS

608 We have uploaded a number of slow motion videos for the use of Zoology's readership. All videos
609 have been slowed down to 10% of the original speed with the exception of S2 and S8 which are at
610 5% of the original video speed. Each video is accompanied by a descriptive caption as shown
611 below:

612 S1– This video shows a sequence of *P. variabilis* taxiing taxiing on the water surface (undulating its
613 caudal body) while water-hopping. The fish starts its sequence from a vertical start position on the
614 side of a mangrove root. The fish can be seen deploying its pectoral fins upon landing on the water
615 surface. Ripple formation can be observed to some extent during some of the hops (filmed at
616 240fps).

617 S2– This video shows *P. variabilis* bounce on the surface of the water while water-hopping. We only
618 observed this twice while filming. The fish can be seen slightly left of centre near the top of the
619 screen (filmed at 240 fps).

620 S3– This video shows *P. variabilis* water-hop from a vertical start position (using a C-start) on the
621 side of a pile. The ripples that form from its contact with the rapidly, leaving behind ripples which
622 are more easily observable than in S1 due to the darker water (filmed at 240fps).

623 S4 – This video shows *P. variabilis* swim at the water surface before diving and re-emerging from
624 the water into a taxi eventually ascending to the air (filmed at 240fps).

625 S5 – This video shows *P. variabilis* swimming at the water surface after landed from a water-hop,
626 which is then followed by a dive (filmed at 240fps).

627 S6 – This video shows *P. variabilis* launch into a water-hopping sequence from an initially vertical
628 position on the side of a fallen bamboo pile. The fish proceeds to water-hop in a zig-zag pattern
629 with radical angular turns, leaving relatively clear ripple formation each time it contacts the water
630 and taxis. The fish eventually hops back onto an inclined pile (filmed at 240fps).

631 S7 – This video shows perform a U-turn from starting and ending on the same littoral zone (filmed
632 at 240fps).

633 S8 – This video shows *P. variabilis* launch from a pile into a water-hopping sequence, zig-zagging
634 with less radical angular turns than as seen in S6. Ripples form as described in this paper, though
635 they are harder to see than in S3 (due to contrast and film quality). Importantly, the fish water-hops
636 back into a vertical position onto the side of a wooden pile, which again, indicates that this tree-
637 climbing fish is able to both launch from, and land onto, vertical/inclined terrain such as trees,
638 roots, rock faces, piles (filmed at 60fps).

639 ELECTRONIC SUPPLEMENTAL MATERIAL

640 SM1 – This online file provides details on the number of fish filmed and the number of times
641 each fish was filmed for different kinematic behaviours.

642

643 **ACKNOWLEDGEMENTS**

644 We thank CIMO, Finland for their financial support. We also thank Anargha Setiadi (Research
645 Center of Climate Change, Universitas Indonesia) for the insight on his expertise on marine biology
646 and for the discussion for this paper. We thank Immanuel Sanka, Andi Raharjo, Puspa Restu
647 Sayekti, and Erly Sintya for their help with the fieldwork. We also thank Dwiki Mahendra Putra for
648 his help with filming the fish.

649 **REFERENCES**

- 650 Baylis, J.R., 1982. Unusual escape response by two Cyprinodontiform fishes, and a bluegill
651 predator's counter-strategy. *Copeia*, 1982(2), pp.455-457. doi: 10.2307/1444631.
- 652 Berra, T.M., 2001. Freshwater Fish Distribution. Academic Press, San Diego. pp.56-57.
- 653 Bocquet, L., 2003. The physics of stone skipping. *Am. J. Phys.*, 71, pp.150-155.
- 654 Bressman, N.R., Farina, S.C. and Gibb, A.C., 2016. Look before you leap: Visual navigation and
655 terrestrial locomotion of the intertidal killifish *Fundulus heteroclitus*. *J. Exp. Zool. A Ecol. Genet.*
656 *Physiol.*, 325(1), pp.57-64.
- 657 Bressman, N.R., Gibb, A.C., Farina, S.C., 2018. A walking behavior generates functional overland
658 movements in the tidepool sculpin, *Oligocottus maculosus*. *Zoology*, 131, 20-28.
- 659 Budi, A.S., Widiyani, T. and Budiharjo, A., 2018, August. Daily behavior of the mudskippers at
660 Wonorejo Mangrove Forest Surabaya. In *AIP Conf. Proc.* (Vol. 2002, No. 1, p. 020003). AIP
661 Publishing.
- 662 Clayton, D.A., and Vaughan, T.C., 1986. Territorial acquisition in the mudskipper *Boleophthalmus*
663 *boddarti* (Teleostei, Gobiidae) on the mudflats of Kuwait. *J. Zool.*, 209(4), pp.501-519. doi:
664 10.1111/j.1469-7998.1986.tb03607.x.
- 665 Dasilao, J.C., Sasaki, K., and Okamura, O., 1997. The hemiramphid, *Oxyporhamphus*, is a flyingfish
666 (Exocoetidae). *Ichthyol. Res.*, 44(2-3), pp.101-107. doi: 10.1007/BF02678688
- 667 Dasilao, J.C. and Yamaoka, K., 1998. Development of the vertebral column and caudal complex
668 in a flyingfish, *Parexocoetus mento mento* (Teleostei: Exocoetidae). *Ichthyol. Res.*, 45(3), pp.303-308.
669 doi: 10.1007/BF02673928.
- 670 Davenport, J., 1994. How and why do flying fish fly?. *Rev. Fish. Biol. Fisher.*, 4(2), pp.184-214. doi:
671 10.1007/BF00044128.
- 672 Domenici, P., Blagburn, J.M. and Bacon, J.P., 2011a. Animal escapology I: theoretical issues and
673 emerging trends in escape trajectories. *J. Exp. Biol.*, 214, pp.2463-2473
- 674 Domenici, P., Blagburn, J.M. and Bacon, J.P., 2011b. Animal escapology II: escape trajectory case
675 studies. *J. Exp. Biol.*, 214, pp. 2474-2494
- 676 Gans, C. 1976. The process of skittering in frogs. *Ann. Zool.*, Agra 12 (2): 37-40.

- 677 Graham, J.B. ed., 1997. Air-Breathing Fishes: Evolution, Diversity, and Adaptation. San Diego,
678 Academic Press, pp.53.
- 679 Gibb, A.C., Ashley-Ross, M.A., & Hsieh, S.T., 2013. Thrash, flip, or jump: the behavioral and
680 functional continuum of terrestrial locomotion in teleost fishes. *Integr. Comp. Biol.*, 53(2), pp.295–
681 306
- 682 Gibb, A.C., Ashley-Ross, M.A., Pace, C.M. and Long, J.H., 2011. Fish out of water: terrestrial
683 jumping by fully aquatic fishes. *J. Exp. Zool. A Ecol. Genet. Physiol.*, 315(10), pp.649-653. doi:
684 10.1002/jez.711.
- 685 Goulding, M., 1980. The Fishes and The Forest: Explorations in Amazonian Natural History.
686 University of California Press, Berkeley, CA. p.240.
- 687
- 688 Ishimatsu, A., Yoshida, Y., Itoki, N., Takeda, T., Lee, H.J. and Graham, J.B., 2007. Mudskippers
689 brood their eggs in air but submerge them for hatching. *J. Exp. Biol.*, 210(22), pp.3946-3954. doi:
690 10.1242/jeb.010686
- 691 Kawachi, K., Inada, Y. and Azuma, A., 1993. Optimal flight path of flying fish. *J. Theor. Biol.*, 163(2),
692 pp.145-159.
- 693 Larson, H.K, and Lim, K.P., 1997. A Guide to Gobies of Singapore. Singapore Science Center,
694 Singapore.
- 695 Lauritzen, D.V., Hertel, F. and Gordon, M.S., 2005. A kinematic examination of wild sockeye
696 salmon jumping up natural waterfalls. *J. Fish Biol.*, 67(4), pp.1010-1020. doi: 10.1111/j.0022-
697 1112.2005.00799.x.
- 698 National Research Council, 2010. Guide for The Care and Use of Laboratory Animals. National
699 Academies Press, Washington, US.
- 700
- 701 Nauwelaerts, S., Scholliers, J., Aerts, P., 2004. A functional analysis of how frogs jump out of water.
702 *Biol. J. Linn. Soc.*, 83(3), pp. 413–420.
- 703
- 704 Pace, C.M. and Gibb, A.C., 2009. Mudskipper pectoral fin kinematics in aquatic and terrestrial
705 environments. *J. Exp. Biol.*, 212: 2279-2286.
- 706
- 707 Park, H., and Choi, H., 2010. Aerodynamic characteristics of flying fish in gliding flight. *J. Exp.*
708 *Biol.*, 213(19), pp.3269-3279. doi: 10.1242/jeb.046052.
- 709 Perlman, B.M. and Ashley-Ross, M.A., 2016. By land or by sea: a modified C-start motor pattern
710 drives the terrestrial tail-flip. *J. Exp. Biol.*, 219(12), pp.1860-1865.
- 711 Rosellini, L., Hersen, F., Clanet, C. and Bocquet, L., 2005. Skipping stones. *J. Fluid Mech.*, 543,
712 pp.137-146. doi: 10.1017/S0022112005006373.
- 713 Saidel, W.M., Strain, G.F., and Fornari, S.K., 2004. Characterization of the aerial escape response
714 of the African Butterfly Fish, *Pentodon buchholzi* Peters. *Environ. Biol. Fish.*, 71(1), pp.63-72.
715 doi:10.1023/B:EBFI.0000043153.38418.cd

- 716 Sfakiotakis, M., Lane, D.M. and Davies, J.B.C., 1999. Review of fish swimming modes for aquatic
717 locomotion. *IEEE J. Oceanic Eng.*, 24(2), pp.237-252.
- 718 Soares, D. and Bierman, H.S., 2013. Aerial jumping in the Trinidadian guppy (*Poecilia reticulata*). *PLoS*
719 *one*, 8(4), e61617.
- 720
- 721 Stebbins, R.C., and Kalk, M., 1961. Observation on the natural history of the mudskipper,
722 *Periophthalmus sobrinus*. *Copeia*, 1961(1), pp.18-27. doi: 10.2307/1440166
- 723 Stuart, I.G., Williams, A., McKenzie, J., and Holt T., 2011. Managing a migratory pest species: a
724 selective trap for common carp. *N. Am. J. Fish. Manage.* 26(4), pp.888-893. doi: 10.1577/M05-
725 205.1
- 726 Swanson, B.O. and Gibb, A.C., 2004. Kinematics of aquatic and terrestrial escape responses in
727 mudskippers. *J. Exp. Biol.*, 207(23), pp.4037-4044. doi: 10.1242/jeb.01237.
- 728 Verba, J.T., Lima de Oliveira Borges, M., Ferreira da Silva, M.N., Costa Pinto, L. and Rabello Neto,
729 J.G., 2018. Mice on menu: opportunistic feeding behaviour of the Amazonian silver arowana
730 *Osteoglossum bicirrhosum*. *J. Fish Biol.*, 93(1), pp.132-133. doi: 10.1111/jfb.13665.
- 731 Wicaksono, A., Hidayat, S., Damayanti, Y., Jin, D.S.M., Sintya, E., Retnoaji, B., and Alam, P., 2016.
732 The significance of pelvic fin flexibility for tree climbing fish. *Zoology*, 119(6), pp.511-517. doi:
733 10.1016/j.zool.2016.06.007.
- 734 Wicaksono, A., Hidayat, S., Retnoaji, B., Rivero-Müller, A. and Alam, P., 2017. A mechanical piston
735 action may assist pelvic-pectoral fin antagonism in tree-climbing fish. *J. Mar. Biol. Assoc. U.K.*,
736 pp.1-11. doi: 10.1017/S0025315417001722
- 737