

RESULTS BOOK



Finswimming






	Finswimming	1
1	Table of Contents	2
2	Competition Schedule	5
3	Entry List by Country	6
4	Records Set by Event	10
5	Records Set by Record Type	11
6	Records Set by Date	12
7	Medallists by Event	13
8	Medal Standings	15
9	Men's Apnoea 50m	16
9.1	Entry List by Event	17
9.2	Medallists	18
9.3	Start List	19
9.4	Results	20
10	Men's Bi Fins 50m	21
10.1	Entry List by Event	22
10.2	Medallists	23
10.3	Start List	24
10.4	Results	25
11	Men's Bi Fins 100m	26
11.1	Entry List by Event	27
11.2	Medallists	28
11.3	Start List	29
11.4	Results	30
12	Men's Surface 100m	31
12.1	Entry List by Event	32
12.2	Medallists	33
12.3	Start List	34
12.4	Results	35
13	Men's Surface 200m	36
13.1	Entry List by Event	37
13.2	Medallists	38
13.3	Start List	39
13.4	Results	40
14	Men's Surface 400m	41
14.1	Entry List by Event	42
14.2	Medallists	43

14.3	Start List	44
14.4	Results	45
15	Men's Surface Relay 4x50m	46
15.1	Entry List by Event	47
15.2	Medallists	48
15.3	Start List	49
15.4	Results	50
16	Men's Surface Relay 4x100m	51
16.1	Entry List by Event	52
16.2	Medallists	53
16.3	Start List	54
16.4	Results	55
17	Women's Apnoea 50m	56
17.1	Medallists	57
17.2	Start List	58
17.3	Results	59
18	Women's Bi Fins 50m	60
18.1	Entry List by Event	61
18.2	Medallists	62
18.3	Start List	63
18.4	Results	64
19	Women's Bi Fins 100m	65
19.1	Entry List by Event	66
19.2	Medallists	67
19.3	Start List	68
19.4	Results	69
20	Women's Surface 100m	70
20.1	Entry List by Event	71
20.2	Medallists	72
20.3	Start List	73
20.4	Results	74
21	Women's Surface 200m	75
21.1	Entry List by Event	76
21.2	Medallists	77
21.3	Start List	78
21.4	Results	79
22	Women's Surface 400m	80
22.1	Entry List by Event	81
22.2	Medallists	82
22.3	Start List	83
22.4	Results	84
23	Women's Surface Relay 4x50m	85
23.1	Entry List by Event	86
23.2	Medallists	87

RESULTS BOOK
TABLE OF CONTENTS

23.3	Start List	88
23.4	Results	89
24	Women's Surface Relay 4x100m	90
24.1	Entry List by Event	91
24.2	Medallists	92
24.3	Start List	93
24.4	Results	94



Swimming Competition Schedule

As of WED 6 JUL 2022

Date	Start Time	Event Number	Event	Phase	
FRI 8 JUL	15:18	1	Women's Fin Swimming Apnoea 50m	Final	
	15:24	2	Women's Fin Swimming Bi Fins 50m	Final	
	15:26	1	Women's Fin Swimming Apnoea 50m	Victory Ceremony	
	15:38	3	Men's Fin Swimming Surface 100m	Final	
	15:39	2	Women's Fin Swimming Bi Fins 50m	Victory Ceremony	
	15:51	4	Women's Fin Swimming Surface 200m	Final	
	15:54	3	Men's Fin Swimming Surface 100m	Victory Ceremony	
	16:06	5	Men's Fin Swimming Bi Fins 100m	Final	
	16:08	4	Women's Fin Swimming Surface 200m	Victory Ceremony	
	16:20	6	Men's Fin Swimming Surface 400m	Final	
	16:25	5	Men's Fin Swimming Bi Fins 100m	Victory Ceremony	
	16:40	7	Women's Fin Swimming Surface Relay 4x100m	Final	
	16:45	6	Men's Fin Swimming Surface 400m	Victory Ceremony	
	16:57	8	Men's Fin Swimming Surface Relay 4x50m	Final	
	16:59	7	Women's Fin Swimming Surface Relay 4x100m	Victory Ceremony	
	17:08	8	Men's Fin Swimming Surface Relay 4x50m	Victory Ceremony	
	17:09			<i>End time of session</i>	
	SAT 9 JUL	15:18	9	Men's Fin Swimming Apnoea 50m	Final
		15:24	10	Men's Fin Swimming Bi Fins 50m	Final
15:26		9	Men's Fin Swimming Apnoea 50m	Victory Ceremony	
15:38		11	Women's Fin Swimming Surface 100m	Final	
15:39		10	Men's Fin Swimming Bi Fins 50m	Victory Ceremony	
15:51		12	Men's Fin Swimming Surface 200m	Final	
15:54		11	Women's Fin Swimming Surface 100m	Victory Ceremony	
16:06		13	Women's Fin Swimming Bi Fins 100m	Final	
16:08		12	Men's Fin Swimming Surface 200m	Victory Ceremony	
16:20		14	Women's Fin Swimming Surface 400m	Final	
16:25		13	Women's Fin Swimming Bi Fins 100m	Victory Ceremony	
16:40		15	Men's Fin Swimming Surface Relay 4x100m	Final	
16:45		14	Women's Fin Swimming Surface 400m	Victory Ceremony	
16:57		16	Women's Fin Swimming Surface Relay 4x50m	Final	
16:59		15	Men's Fin Swimming Surface Relay 4x100m	Victory Ceremony	
17:08		16	Women's Fin Swimming Surface Relay 4x50m	Victory Ceremony	
17:08				<i>End time of session</i>	

Timing and Results provided by 





Entry List by Country

As of WED 6 JUL 2022

Country	Date of Birth	Height m / ft in	Event	Entry Time
CHN - People's Republic of China				
CHEN Sijia	27 AUG 1999	-	Women's Fin Swimming Surface 400m	3:20.81
HU Yaoyao	27 JUL 2000	-	Women's Fin Swimming Apnoea 50m	16.03
SHAN Yongan	23 MAR 1999	-	Men's Fin Swimming Surface 100m	35.78
SHU Chengjing	10 JUL 1996	-	Women's Fin Swimming Surface 100m	39.51
			Women's Fin Swimming Apnoea 50m	16.46
TONG Zhenbo	22 SEP 1996	-	Men's Fin Swimming Apnoea 50m	14.27
WANG Zhihao	9 MAY 2002	-		
XU Yichuan	16 MAY 1992	-	Women's Fin Swimming Surface 100m	39.15
			Women's Fin Swimming Surface 200m	1:30.20
ZHANG Siqian	14 JUN 2002	-	Men's Fin Swimming Apnoea 50m	14.05
COL - Colombia				
AGUIRRE JOYA PA	24 OCT 1999	-	Women's Fin Swimming Surface 100m	40.06
			Women's Fin Swimming Apnoea 50m	16.56
DIAGO MEJIA Valentina	9 APR 1997	-		
DUQUE JIMENEZ Juan David	15 MAY 1990	-		
FERNANDEZ Mauricio	15 JAN 1987	-	Men's Fin Swimming Apnoea 50m	14.28
FERNANDEZ CASTILLO Grace	25 MAY 1995	-	Women's Fin Swimming Surface 100m	40.71
MORENO ALEGRIA DP	1 DEC 1991	-	Women's Fin Swimming Bi Fins 50m	22.55
OCAMPO LOZADA JF	5 JAN 1994	-	Men's Fin Swimming Surface 200m	1:22.07
RETAMOZO OLAYA VP	23 JUN 1998	-		
RODRIGUEZ LOPEZ JC	9 MAR 1996	-	Men's Fin Swimming Surface 100m	35.65
CRO - Croatia				
BASSI Dora	30 JAN 1993	-	Women's Fin Swimming Surface 100m	39.99
			Women's Fin Swimming Surface 200m	1:32.30
			Women's Fin Swimming Apnoea 50m	16.73
STRIKINAC Filip	25 JAN 1993	-	Men's Fin Swimming Surface 100m	35.62
CZE - Czech Republic				
LATAL Filip	23 AUG 2002	-	Men's Fin Swimming Surface 200m	1:22.49
ECU - Ecuador				
BIRKETT William	5 OCT 2002	-	Men's Fin Swimming Bi Fins 50m	19.75
EGY - Egypt				
ALY SABER Gamila	18 OCT 2005	-	Women's Fin Swimming Surface 200m	1:33.27
			Women's Fin Swimming Surface 400m	3:23.20
EHAB EBRAHIM Ahmed	8 JAN 2004	-	Men's Fin Swimming Bi Fins 100m	43.74
FRA - France				
GERARD-RENISSAC Pauline	28 JUL 1998	-	Women's Fin Swimming Surface 200m	1:32.91
GHIRARDI Adrien	12 JUL 1997	-	Men's Fin Swimming Bi Fins 100m	43.87
HAMON Maiwenn	11 AUG 2003	-	Women's Fin Swimming Apnoea 50m	16.74
HEITZ Camille	19 MAR 1986	-		
LECOEUR Maelle	20 MAY 1997	-	Women's Fin Swimming Apnoea 50m	16.59
MEYER Hugo	4 NOV 1998	-	Men's Fin Swimming Surface 200m	1:21.34
			Men's Fin Swimming Surface 400m	3:01.63
VERGER Anais	24 SEP 2000	-		

Timing and Results provided by  TISSOT






Entry List by Country

As of WED 6 JUL 2022

Country	Date of Birth	Height m / ft in	Event	Entry Time
GER - Germany				
BARTHEL Nadja	8 SEP 2004	-		
GOLENIA Robert	4 MAY 2000	-	Men's Fin Swimming Surface 400m	3:02.15
MORSTEDT Justus	19 JUN 2001	-		
MORSTEDT Justus	19 JUN 2001	-		
POSCHART Elena	18 OCT 1993	-	Women's Fin Swimming Surface 400m	3:21.71
POSCHART Max	14 SEP 1994	-	Men's Fin Swimming Surface 100m	34.15
			Men's Fin Swimming Surface 200m	1:21.15
			Men's Fin Swimming Apnoea 50m	14.45
RUTZE Michele	24 APR 2000	-		
SCHIKORA Johanna	6 JAN 2002	-	Women's Fin Swimming Surface 400m	3:20.32
STRIEGLER Malte	4 SEP 1993	-		
GRE - Greece				
BONIAS Christos Ioannis	23 APR 1998	-	Men's Fin Swimming Bi Fins 50m	18.91
			Men's Fin Swimming Bi Fins 100m	42.05
CHATZIILIADIS Stylianos	28 DEC 1996	-	Men's Fin Swimming Bi Fins 50m	19.00
			Men's Fin Swimming Bi Fins 100m	41.93
DELIGIANNI Eirini	14 JUL 1992	-	Women's Fin Swimming Surface 200m	1:32.76
KALTSOUKALAS Georgios	9 APR 2005	-		
MANIATI Aikaterini	18 JAN 2005	-	Women's Fin Swimming Bi Fins 100m	49.10
MYLONAKIS Anastasios	15 JUN 1996	-	Men's Fin Swimming Surface 100m	35.37
			Men's Fin Swimming Apnoea 50m	14.34
PANAGIOTIDIS Georgios	28 DEC 2001	-		
TSOUROUNAKIS Antonios	26 JUN 1988	-	Men's Fin Swimming Surface 400m	3:03.66
HUN - Hungary				
BLASZAK Lilla	7 SEP 2000	-	Women's Fin Swimming Surface 400m	3:23.42
BUKOR Adam	22 JAN 1999	-	Men's Fin Swimming Surface 200m	1:20.44
			Men's Fin Swimming Surface 400m	3:01.37
CSEPLO Kelen	14 MAR 2003	-	Men's Fin Swimming Bi Fins 100m	42.83
HAMLIN Matthew	24 APR 1997	-		
HOLODA Peter	9 JAN 1996	-	Men's Fin Swimming Bi Fins 50m	19.04
			Men's Fin Swimming Bi Fins 100m	42.27
KAROLYI Csilla	21 APR 1989	-	Women's Fin Swimming Surface 200m	1:32.58
KISS Nandor	7 OCT 2005	-		
MOZSAR Alex	27 DEC 2000	-	Men's Fin Swimming Surface 200m	1:21.59
			Men's Fin Swimming Surface 400m	2:59.54
SENANSZKY Petra	10 JAN 1994	-	Women's Fin Swimming Bi Fins 50m	20.99
			Women's Fin Swimming Bi Fins 100m	45.42
SINCKI Adam	8 AUG 1989	-	Men's Fin Swimming Bi Fins 50m	18.90
SUBA Sara	22 SEP 2004	-	Women's Fin Swimming Surface 100m	40.71
SZABO Anita	14 JAN 2001	-	Women's Fin Swimming Surface 400m	3:20.53
VARGA Krisztina	27 FEB 1996	-	Women's Fin Swimming Bi Fins 50m	21.71
			Women's Fin Swimming Bi Fins 100m	47.23
ITA - Italy				
FIGINI Stefano	14 JUN 1987	-	Men's Fin Swimming Surface 100m	36.29
			Men's Fin Swimming Surface 200m	1:22.78

Timing and Results provided by  TISSOT






Entry List by Country

As of WED 6 JUL 2022

Country	Date of Birth	Height m / ft in	Event	Entry Time
JPN - Japan				
UENO Kohki	12 JAN 1995	-	Men's Fin Swimming Surface 100m	35.85
KOR - Republic of Korea				
CHOI Min Ji	22 MAY 1992	-	Women's Fin Swimming Bi Fins 50m	21.94
JANG Ye Sol	14 NOV 1988	-	Women's Fin Swimming Apnoea 50m	16.32
KIM Chanyeong	27 JUL 1998	-	Men's Fin Swimming Apnoea 50m	14.31
KIM Minjeong	17 MAY 2000	-		
LEE Dong Jin	19 MAY 1993	-	Men's Fin Swimming Apnoea 50m	13.95
MOON Ye Jin	21 FEB 2001	-	Women's Fin Swimming Surface 100m	40.07
SEO Uijin	12 DEC 2000	-	Women's Fin Swimming Apnoea 50m	16.22
YOON Youngjoong	9 DEC 1984	-	Men's Fin Swimming Surface 400m	3:01.64
POL - Poland				
DUDEK Antonina	15 DEC 2005	-	Women's Fin Swimming Bi Fins 50m	22.18
			Women's Fin Swimming Bi Fins 100m	50.08
KROPIDLOWSKI Szymon	10 DEC 2002	-	Men's Fin Swimming Bi Fins 50m	18.93
			Men's Fin Swimming Bi Fins 100m	42.06
SVK - Slovakia				
HRASKOVA Zuzana	25 JAN 1999	-	Women's Fin Swimming Bi Fins 100m	49.31
TPE - Chinese Taipei				
HE Pin Li	13 MAR 1996	-	Women's Fin Swimming Bi Fins 50m	22.64
			Women's Fin Swimming Bi Fins 100m	48.45
TUR - Turkey				
SAYDAM Omer Faruk	5 OCT 1999	-		
TOPARLAK Derin	12 MAR 1997	-	Men's Fin Swimming Surface 400m	3:04.33
YILMAZ Yigit	3 JAN 2003	-		
YILMAZ Yunus Cenkey	1 AUG 2001	-		
UKR - Ukraine				
ANTONIAK Anastasiia	21 JUN 1997	-	Women's Fin Swimming Surface 400m	3:17.52
GAPONENKO Dmytro	12 OCT 1997	-		
HRECHKO Sofia	21 JUN 2005	-	Women's Fin Swimming Surface 200m	1:31.61
			Women's Fin Swimming Surface 400m	3:18.08
MAKARENKO Anastasiia	19 MAY 2006	-	Women's Fin Swimming Surface 200m	1:31.80
ODYNOKOV Oleksandr	11 JUN 1993	-		
PIKINER Iryna	9 MAR 1990	-	Women's Fin Swimming Bi Fins 50m	22.32
			Women's Fin Swimming Bi Fins 100m	48.23
POCHEPETSKYI Artem	16 APR 2004	-		
RIEPIN Viktor	29 DEC 1999	-	Men's Fin Swimming Bi Fins 50m	19.64
			Men's Fin Swimming Bi Fins 100m	42.90
SMISHCHENKO Serhii	20 JAN 2000	-	Men's Fin Swimming Surface 100m	36.28
			Men's Fin Swimming Apnoea 50m	14.64
TYMOSHENKO Yevheniia	10 JAN 2002	-	Women's Fin Swimming Bi Fins 50m	22.98
			Women's Fin Swimming Bi Fins 100m	49.26
UVAROVA Viktoriia	30 JUN 2001	-	Women's Fin Swimming Surface 100m	39.53
ZAKHAROV Oleksii	8 JAN 2001	-	Men's Fin Swimming Surface 200m	1:20.89
			Men's Fin Swimming Surface 400m	2:59.33

Timing and Results provided by  TISSOT






Entry List by Country

As of WED 6 JUL 2022

Country	Date of Birth	Height m / ft in	Event	Entry Time
USA - United States of America				
	GOLOVINA Julia Andriivna	14 JUL 2004	-	
	HERNANDEZ Sofia Isabel	20 JUL 2005	-	
	MCLAWSON Edward Sukura	8 JUL 1984	-	
	MODROV Drew Addison	17 NOV 1989	-	
	MORA Santiago	15 JUN 2001	-	
	ORDONEZ RESTREPO Nicolas	28 SEP 2001	-	
	OSORIO GOMEZ Sofia	12 APR 2004	-	
	PEREZ RUBIO AV	29 AUG 1980	-	
			Men's Fin Swimming Bi Fins 50m	19.71

Legend:

- Information not available

Timing and Results provided by 





Records Set by Event

As of SAT 9 JUL 2022

Event		Name	Country Code	Time	Record Type
Women's 400m Surface	Final	SCHIKORA Johanna	GER	3:14.22	WG
Women's 4x50m Surface	Final	People's Republic of China	CHN	1:08.95	WR,WG
Men's 200m Surface	Final	POSCHART Max	GER	1:19.87	WG
Men's 400m Surface	Final	MOZSAR Alex	HUN	2:56.87	WG
Men's 4x50m Surface	Final	Colombia	COL	1:01.13	WR,WG

Legend:

WG World Games Record **WR** World Record

Timing and Results provided by  **TISSOT**



Records Set by Record Type

As of SAT 9 JUL 2022

WORLD RECORD

Total number of World Records set: 2

Event	Name	Country Code	Time	Date
Women's 4x50m Surface Final	China	CHN	1:08.95	9 JUL
Men's 4x50m Surface Final	Colombia	COL	1:01.13	8 JUL

WORLD GAMES RECORD

Total number of World Games Records set: 5

Event	Name	Country Code	Time	Date
Women's 400m Surface Final	SCHIKORA Johanna	GER	3:14.22	9 JUL
Women's 4x50m Surface Final	China	CHN	1:08.95	9 JUL
Men's 200m Surface Final	POSCHART Max	GER	1:19.87	9 JUL
Men's 400m Surface Final	MOZSAR Alex	HUN	2:56.87	8 JUL
Men's 4x50m Surface Final	Colombia	COL	1:01.13	8 JUL

Timing and Results provided by  TISSOT






Records Set by Date

As of SAT 9 JUL 2022

Date	Event		Name	Country Code	Time	Record Type
8 JUL	Men's 400m Surface	Final	MOZSAR Alex	HUN	2:56.87	Games Record
	Men's 4x50m Surface	Final	Colombia	COL	1:01.13	World
		Final	Colombia	COL	1:01.13	Games Record
9 JUL	Women's 400m Surface	Final	SCHIKORA Johanna	GER	3:14.22	Games Record
	Women's 4x50m Surface	Final	China	CHN	1:08.95	World
		Final	China	CHN	1:08.95	Games Record
	Men's 200m Surface	Final	POSCHART Max	GER	1:19.87	Games Record

Timing and Results provided by  TISSOT






Medallists by Event

As of SAT 9 JUL 2022 at 17:00

After 16 of 16 Events

Event	Date	Medal	Name	Country Code
Women's Fin Swimming Surface 100m	9 JUL 2022	GOLD	SHU Chengjing	CHN
		SILVER	XU Yichuan	CHN
		BRONZE	FERNANDEZ CASTILLO Grace	COL
Women's Fin Swimming Surface 200m	8 JUL 2022	GOLD	HRECHKO Sofiia	UKR
		SILVER	BASSI Dora	CRO
		BRONZE	KAROLYI Csilla	HUN
Women's Fin Swimming Surface 400m	9 JUL 2022	GOLD	SCHIKORA Johanna	GER
		SILVER	HRECHKO Sofiia	UKR
		BRONZE	ANTONIAK Anastasiia	UKR
Women's Fin Swimming Apnoea 50m	8 JUL 2022	GOLD	HU Yaoyao	CHN
		SILVER	SHU Chengjing	CHN
		BRONZE	AGUIRRE JOYA Paula Alejandra	COL
Women's Fin Swimming Bi Fins 50m	8 JUL 2022	GOLD	SENANSZKY Petra	HUN
		SILVER	CHOI Min Ji	KOR
		BRONZE	VARGA Krisztina	HUN
Women's Fin Swimming Bi Fins 100m	9 JUL 2022	GOLD	SENANSZKY Petra	HUN
		SILVER	VARGA Krisztina	HUN
		BRONZE	HRASKOVA Zuzana	SVK
Women's Fin Swimming Surface Relay 4x50m	9 JUL 2022	GOLD	SHU Chengjing HU Yaoyao CHEN Sijia XU Yichuan	CHN
		SILVER	AGUIRRE JOYA Paula Alejandra MORENO ALEGRIA Diana Paola RETAMOZO OLAYA Viviana Paola FERNANDEZ CASTILLO Grace	COL
		BRONZE	MOON Ye Jin KIM Minjeong JANG Ye Sol SEO Uijin	KOR
Women's Fin Swimming Surface Relay 4x100m	8 JUL 2022	GOLD	SHU Chengjing HU Yaoyao CHEN Sijia XU Yichuan	CHN
		SILVER	SUBA Sara SENANSZKY Petra KAROLYI Csilla VARGA Krisztina	HUN
		BRONZE	FERNANDEZ CASTILLO Grace RETAMOZO OLAYA Viviana Paola MORENO ALEGRIA Diana Paola AGUIRRE JOYA Paula Alejandra	COL

 Timing and Results provided by 

Medallists by Event

As of SAT 9 JUL 2022 at 17:00

After 16 of 16 Events

Event	Date	Medal	Name	Country Code
Men's Fin Swimming Surface 100m	8 JUL 2022	GOLD	POSCHART Max	GER
		SILVER	STRIKINAC Filip	CRO
		BRONZE	MYLONAKIS Anastasios	GRE
Men's Fin Swimming Surface 200m	9 JUL 2022	GOLD	POSCHART Max	GER
		SILVER	MOZSAR Alex	HUN
		BRONZE	BUKOR Adam	HUN
Men's Fin Swimming Surface 400m	8 JUL 2022	GOLD	MOZSAR Alex	HUN
		SILVER	YOON Youngjoong	KOR
		BRONZE	BUKOR Adam	HUN
Men's Fin Swimming Apnoea 50m	9 JUL 2022	GOLD	ZHANG Siqian	CHN
		SILVER	TONG Zhenbo	CHN
		BRONZE	KIM Chanyeong	KOR
Men's Fin Swimming Bi Fins 50m	9 JUL 2022	GOLD	KROPIDLOWSKI Szymon	POL
		SILVER	CHATZIILIADIS Stylianos	GRE
		BRONZE	BONIAS Christos Ioannis	GRE
Men's Fin Swimming Bi Fins 100m	8 JUL 2022	GOLD	HOLODA Peter	HUN
		SILVER	KROPIDLOWSKI Szymon	POL
		BRONZE	BONIAS Christos Ioannis	GRE
Men's Fin Swimming Surface Relay 4x50m	8 JUL 2022	GOLD	RODRIGUEZ LOPEZ Juan Camilo DUQUE JIMENEZ Juan David FERNANDEZ Mauricio OCAMPO LOZADA Juan Fernando	COL
		SILVER	ZHANG Siqian SHAN Yongan WANG Zhihao TONG Zhenbo	CHN
		BRONZE	MORSTEDT Justus STRIEGLER Malte GOLENIA Robert POSCHART Max	GER
Men's Fin Swimming Surface Relay 4x100m	9 JUL 2022	GOLD	GOLENIA Robert STRIEGLER Malte MORSTEDT Justus POSCHART Max	GER
		SILVER	RODRIGUEZ LOPEZ Juan Camilo DUQUE JIMENEZ Juan David FERNANDEZ Mauricio OCAMPO LOZADA Juan Fernando	COL
		BRONZE	WANG Zhihao TONG Zhenbo ZHANG Siqian SHAN Yongan	CHN

Timing and Results provided by  TISSOT





Medal Standings

As of SAT 9 JUL 2022 at 17:00

After 16 of 16 Events

Rank	Country	Men				Women				Total				Rank by Total
		G	S	B	Tot	G	S	B	Tot	G	S	B	Tot	
1	CHN - People's Republic of China	1	2	1	4	4	2		6	5	4	1	10	2
2	HUN - Hungary	2	1	2	5	2	2	2	6	4	3	4	11	1
3	GER - Germany	3		1	4	1			1	4		1	5	4
4	COL - Colombia	1	1		2		1	3	4	1	2	3	6	3
5	UKR - Ukraine					1	1	1	3	1	1	1	3	7
6	POL - Poland	1	1		2					1	1		2	=8
7	KOR - Republic of Korea		1	1	2		1	1	2		2	2	4	=5
8	CRO - Croatia		1		1		1		1		2		2	=8
9	GRE - Greece		1	3	4						1	3	4	=5
10	SVK - Slovakia							1	1			1	1	10
Total:		8	8	8	24	8	8	8	24	16	16	16	48	

Note:

Rank by Total is calculated by the total number of gold, silver and bronze medals.

"Mixed" is used for events in which male and female athletes are required to compete together as a team

Legend:

 = Equal sign indicates that two or more Countries share the same rank by total
 S Silver

B Bronze
Tot. Total
G Gold


 Timing and Results provided by 




Finswimming

Men's Apnoea 50m





Entry List by Event

As of FRI 8 JUL 2022

Event Number 9

	Record	Name	Country	Location	Date
WR	13.70	KABANOV Pavel	RUS	Ioannina (GRE)	30 JUN 2019
WG	13.87	KABANOV Pavel	RUS	Wroclaw (POL)	22 JUL 2017


Number of entries: 8

Name	Country Code	Date of Birth	Location of Performance	Date of Performance	Qualifying Time
LEE Dong Jin	KOR	19 MAY 1993			13.95
ZHANG Siqian	CHN	14 JUN 2002			14.05
TONG Zhenbo	CHN	22 SEP 1996			14.27
FERNANDEZ Mauricio	COL	15 JAN 1987			14.28
KIM Chanyeong	KOR	27 JUL 1998			14.31
MYLONAKIS Anastasios	GRE	15 JUN 1996			14.34
POSCHART Max	GER	14 SEP 1994			14.45
SMISHCHENKO Serhii	UKR	20 JAN 2000			14.64

Legend:


WG World Games Record **WR** World Record


Timing and Results provided by 



Medallists

Medal	Name	Country
GOLD	ZHANG Siqian	CHN - People's Republic of China
SILVER	TONG Zhenbo	CHN - People's Republic of China
BRONZE	KIM Chanyeong	KOR - Republic of Korea

Timing and Results provided by 




Start List

Event Number 9

	Record	Name	Country	Location	Date
WR	13.70	KABANOV Pavel	RUS	Ioannina (GRE)	30 JUN 2019
WG	13.87	KABANOV Pavel	RUS	Wroclaw (POL)	22 JUL 2017

Lane	Name	Country	Date of Birth	Qualifying Time	Time	Rank
1	POSCHART Max	GER	14 SEP 1994	14.45		
2	KIM Chanyeong	KOR	27 JUL 1998	14.31		
3	TONG Zhenbo	CHN	22 SEP 1996	14.27		
4	LEE Dong Jin	KOR	19 MAY 1993	13.95		
5	ZHANG Siqian	CHN	14 JUN 2002	14.05		
6	FERNANDEZ Mauricio	COL	15 JAN 1987	14.28		
7	MYLONAKIS Anastasios	GRE	15 JUN 1996	14.34		
8	SMISHCHENKO Serhii	UKR	20 JAN 2000	14.64		

Legend:
WG World Games Record **WR** World Record

Timing and Results provided by 



Results


Event Number 9

	Record	Name	Country	Location	Date
WR	13.70	KABANOV Pavel	RUS	Ioannina (GRE)	30 JUN 2019
WG	13.87	KABANOV Pavel	RUS	Wroclaw (POL)	22 JUL 2017

Rank	Lane	Name	Country Code	R.T.	Time	Time Behind
1	5	ZHANG Siqian	CHN	0.79	14.02	
2	3	TONG Zhenbo	CHN	0.90	14.20	0.18
3	2	KIM Chanyeong	KOR	0.79	14.23	0.21
4	1	POSCHART Max	GER	0.87	14.34	0.32
5	6	FERNANDEZ Mauricio	COL	0.88	14.48	0.46
6	4	LEE Dong Jin	KOR	0.81	14.54	0.52
7	7	MYLONAKIS Anastasios	GRE	0.84	14.75	0.73
8	8	SMISHCHENKO Serhii	UKR	0.89	14.99	0.97

Legend:

R.T. Reaction Time **WG** World Games Record **WR** World Record

Timing and Results provided by  **TISSOT**



Finswimming

Men's Bi Fins 50m





Entry List by Event

As of FRI 8 JUL 2022


Event Number 10

	Record	Name	Country	Location	Date
WR	18.41	ARBUZOV Andrey	RUS	Volos (GRE)	26 JUN 2016
WG	18.55	ARBUZOV Andrey	RUS	Wroclaw (POL)	22 JUL 2017


Number of entries: 8

Name	Country Code	Date of Birth	Location of Performance	Date of Performance	Qualifying Time
SINCKI Adam	HUN	8 AUG 1989			18.90
BONIAS Christos Ioannis	GRE	23 APR 1998			18.91
KROPIDLOWSKI Szymon	POL	10 DEC 2002			18.93
CHATZIILIADIS Stylianos	GRE	28 DEC 1996			19.00
HOLODA Peter	HUN	9 JAN 1996			19.04
RIEPIN Viktor	UKR	29 DEC 1999			19.64
MODROV Drew Addison	USA	17 NOV 1989			19.71
BIRKETT William	ECU	5 OCT 2002			19.75

Legend:	WG World Games Record	WR World Record
----------------	------------------------------	------------------------


Timing and Results provided by 






Medallists

Medal	Name	Country
GOLD	KROPIDLOWSKI Szymon	POL - Poland
SILVER	CHATZIILIADIS Stylianos	GRE - Greece
BRONZE	BONIAS Christos Ioannis	GRE - Greece

Timing and Results provided by  **TISSOT**





Start List


Event Number 10


	Record	Name	Country	Location	Date
WR	18.41	ARBUZOV Andrey	RUS	Volos (GRE)	26 JUN 2016
WG	18.55	ARBUZOV Andrey	RUS	Wroclaw (POL)	22 JUL 2017

Lane	Name	Country	Date of Birth	Qualifying Time	Time	Rank
1	MODROV Drew Addison	USA	17 NOV 1989	19.71		
2	HOLODA Peter	HUN	9 JAN 1996	19.04		
3	KROPIDLOWSKI Szymon	POL	10 DEC 2002	18.93		
4	SINCKI Adam	HUN	8 AUG 1989	18.90		
5	BONIAS Christos Ioannis	GRE	23 APR 1998	18.91		
6	CHATZIILIADIS Stylianos	GRE	28 DEC 1996	19.00		
7	RIEPIN Viktor	UKR	29 DEC 1999	19.64		
8	BIRKETT William	ECU	5 OCT 2002	19.75		

Legend:

WG World Games Record **WR** World Record

Timing and Results provided by  **TISSOT**



Results

Event Number 10

	Record	Name	Country	Location	Date
WR	18.41	ARBUZOV Andrey	RUS	Volos (GRE)	26 JUN 2016
WG	18.55	ARBUZOV Andrey	RUS	Wroclaw (POL)	22 JUL 2017

Rank	Lane	Name	Country Code	R.T.	Time	Time Behind
1	3	KROPIDLOWSKI Szymon	POL	0.83	18.71	
2	6	CHATZILIADIS Stylianos	GRE	0.76	18.74	0.03
3	5	BONIAS Christos Ioannis	GRE	0.84	18.99	0.28
4	2	HOLODA Peter	HUN	0.86	19.29	0.58
=5	4	SINCKI Adam	HUN	0.73	19.58	0.87
=5	7	RIEPIN Viktor	UKR	0.88	19.58	0.87
7	1	MODROV Drew Addison	USA	0.88	19.66	0.95
8	8	BIRKETT William	ECU	0.85	19.70	0.99

Legend:

R.T. Reaction Time **WG** World Games Record **WR** World Record


Timing and Results provided by  **TISSOT**



Finswimming

Men's Bi Fins 100m





Entry List by Event

As of FRI 8 JUL 2022

Event Number 5


	Record	Split	Name	Country	Location	Date
WR	41.44		SERYAKOV Dmitry	RUS	Volos (GRE)	24 JUN 2016
WG	41.65	20.04	GAVRILOV Dmitry	BLR	Wroclaw (POL)	21 JUL 2017

Number of entries: 8

Name	Country Code	Date of Birth	Location of Performance	Date of Performance	Qualifying Time
CHATZIILIADIS Stylianos	GRE	28 DEC 1996			41.93
BONIAS Christos Ioannis	GRE	23 APR 1998			42.05
KROPIDLOWSKI Szymon	POL	10 DEC 2002			42.06
HOLODA Peter	HUN	9 JAN 1996			42.27
CSEPLO Kelen	HUN	14 MAR 2003			42.83
RIEPIN Viktor	UKR	29 DEC 1999			42.90
EHAB EBRAHIM Ahmed	EGY	8 JAN 2004			43.74
GHIRARDI Adrien	FRA	12 JUL 1997			43.87

Legend:
WG World Games Record WR World Record

Timing and Results provided by  **TISSOT**




Medallists

Medal	Name	Country
GOLD	HOLODA Peter	HUN - Hungary
SILVER	KROPIDLOWSKI Szymon	POL - Poland
BRONZE	BONIAS Christos Ioannis	GRE - Greece

Timing and Results provided by





Start List


Event Number 5

	Record	Split	Name	Country	Location	Date
WR	41.44		SERYAKOV Dmitry	RUS	Volos (GRE)	24 JUN 2016
WG	41.65	20.04	GAVRILOV Dmitry	BLR	Wroclaw (POL)	21 JUL 2017

Lane	Name	Country	Date of Birth	Qualifying Time	Time	Rank
1	EHAB EBRAHIM Ahmed	EGY	8 JAN 2004	43.74		
2	CSEPLO Kelen	HUN	14 MAR 2003	42.83		
3	KROPIDLOWSKI Szymon	POL	10 DEC 2002	42.06		
4	CHATZILIADIS Stylianos	GRE	28 DEC 1996	41.93		
5	BONIAS Christos Ioannis	GRE	23 APR 1998	42.05		
6	HOLODA Peter	HUN	9 JAN 1996	42.27		
7	RIEPIN Viktor	UKR	29 DEC 1999	42.90		
8	GHIRARDI Adrien	FRA	12 JUL 1997	43.87		

Legend:

WG World Games Record **WR** World Record

Timing and Results provided by  **TISSOT**





Results


Event Number 5

	Record	Split	Name	Country	Location	Date
WR	41.44		SERYAKOV Dmitry	RUS	Volos (GRE)	24 JUN 2016
WG	41.65	20.04	GAVRILOV Dmitry	BLR	Wroclaw (POL)	21 JUL 2017

Rank	Lane	Name	Country Code	R.T.	50m	Time	Time Behind
1	6	HOLODA Peter	HUN	1.00	(3) 19.95	42.35 22.40	
2	3	KROPIDLOWSKI Szymon	POL	1.00	(4) 20.01	42.41 22.40	0.06
3	5	BONIAS Christos Ioannis	GRE	0.85	(2) 19.67	42.59 22.92	0.24
4	4	CHATZIILIADIS Stylianos	GRE	0.84	(1) 19.56	42.68 23.12	0.33
5	2	CSEPLO Kelen	HUN	0.91	(5) 20.23	42.92 22.69	0.57
6	7	RIEPIN Viktor	UKR	0.91	(6) 20.49	43.12 22.63	0.77
7	8	GHIRARDI Adrien	FRA	0.81	(7) 20.72	43.70 22.98	1.35
8	1	EHAB EBRAHIM Ahmed	EGY	0.81	(8) 20.83	44.81 23.98	2.46

Legend:

R.T. Reaction Time **WG** World Games Record **WR** World Record


Timing and Results provided by  **TISSOT**



Finswimming

Men's Surface 100m





Entry List by Event

As of FRI 8 JUL 2022

Event Number 3

	Record	Split	Name	Country	Location	Date
WR	33.71		POSCHART Max	GER	Leipzig (GER)	24 APR 2022
WG	34.22	15.96	KABANOV Pavel	RUS	Wroclaw (POL)	22 JUL 2017

Number of entries: 8

Name	Country Code	Date of Birth	Location of Performance	Date of Performance	Qualifying Time
POSCHART Max	GER	14 SEP 1994			34.15
MYLONAKIS Anastasios	GRE	15 JUN 1996			35.37
STRIKINAC Filip	CRO	25 JAN 1993			35.62
RODRIGUEZ LOPEZ Juan Camilo	COL	9 MAR 1996			35.65
SHAN Yongan	CHN	23 MAR 1999			35.78
UENO Kohki	JPN	12 JAN 1995			35.85
SMISHCHENKO Serhii	UKR	20 JAN 2000			36.28
FIGINI Stefano	ITA	14 JUN 1987			36.29

Legend:

WG World Games Record **WR** World Record

Timing and Results provided by  **TISSOT**

FSWM100MSF-----_32C1 1

Report Created FRI 8 JUL 2022 17:34

Page 1/1




Medallists

Medal	Name	Country
GOLD	POSCHART Max	GER - Germany
SILVER	STRIKINAC Filip	CRO - Croatia
BRONZE	MYLONAKIS Anastasios	GRE - Greece

Timing and Results provided by





Start List

Event Number 3

	Record	Split	Name	Country	Location	Date
WR	33.71		POSCHART Max	GER	Leipzig (GER)	24 APR 2022
WG	34.22	15.96	KABANOV Pavel	RUS	Wroclaw (POL)	22 JUL 2017

Lane	Name	Country	Date of Birth	Qualifying Time	Time	Rank
1	SMISHCHENKO Serhii	UKR	20 JAN 2000	36.28		
2	SHAN Yongan	CHN	23 MAR 1999	35.78		
3	STRIKINAC Filip	CRO	25 JAN 1993	35.62		
4	POSCHART Max	GER	14 SEP 1994	34.15		
5	MYLONAKIS Anastasios	GRE	15 JUN 1996	35.37		
6	RODRIGUEZ LOPEZ Juan Camilo	COL	9 MAR 1996	35.65		
7	UENO Kohki	JPN	12 JAN 1995	35.85		
8	FIGINI Stefano	ITA	14 JUN 1987	36.29		

Legend:

WG World Games Record **WR** World Record

Timing and Results provided by  **TISSOT**



Results

Event Number 3

	Record	Split	Name	Country	Location	Date
WR	33.71		POSCHART Max	GER	Leipzig (GER)	24 APR 2022
WG	34.22	15.96	KABANOV Pavel	RUS	Wroclaw (POL)	22 JUL 2017

Rank	Lane	Name	Country Code	R.T.	50m	Time	Time Behind
1	4	POSCHART Max	GER	0.89	(2) 16.11	34.50 18.39	
2	3	STRIKINAC Filip	CRO	0.86	(1) 16.09	34.90 18.81	0.40
3	5	MYLONAKIS Anastasios	GRE	0.93	(6) 17.17	36.39 19.22	1.89
4	7	UENO Kohki	JPN	0.90	(4) 16.96	36.45 19.49	1.95
5	1	SMISHCHENKO Serhii	UKR	0.90	(5) 16.98	36.75 19.77	2.25
6	6	RODRIGUEZ LOPEZ Juan Camilo	COL	0.97	(3) 16.61	36.77 20.16	2.27
7	8	FIGINI Stefano	ITA	1.10	(7) 18.08	37.00 18.92	2.50
8	2	SHAN Yongan	CHN	1.08	(8) 22.02	47.04 25.02	12.54

Legend:

R.T. Reaction Time **WG** World Games Record **WR** World Record

Timing and Results provided by  **TISSOT**






Finswimming

Men's Surface 200m





Entry List by Event

As of FRI 8 JUL 2022

Event Number 12


	Record	Splits			Name	Country	Location	Date
WR	1:18.65				OCAMPO LOZADA JF	COL	Volos (GRE)	26 JUN 2016
WG	1:20.25	19.11	39.82	1:00.17	ZHURMAN Dmitrii	RUS	Wroclaw (POL)	22 JUL 2017

Number of entries: 8

Name	Country Code	Date of Birth	Location of Performance	Date of Performance	Qualifying Time
BUKOR Adam	HUN	22 JAN 1999			1:20.44
ZAKHAROV Oleksii	UKR	8 JAN 2001			1:20.89
POSCHART Max	GER	14 SEP 1994			1:21.15
MEYER Hugo	FRA	4 NOV 1998			1:21.34
MOZSAR Alex	HUN	27 DEC 2000			1:21.59
OCAMPO LOZADA Juan Fernando	COL	5 JAN 1994			1:22.07
LATAL Filip	CZE	23 AUG 2002			1:22.49
FIGINI Stefano	ITA	14 JUN 1987			1:22.78

Legend:

WG World Games Record **WR** World Record


Timing and Results provided by  **TISSOT**





Medallists

Medal	Name	Country
GOLD	POSCHART Max	GER - Germany
SILVER	MOZSAR Alex	HUN - Hungary
BRONZE	BUKOR Adam	HUN - Hungary

Timing and Results provided by  TISSOT





Start List

Event Number 12

	Record	Splits			Name	Country	Location	Date
WR	1:18.65				OCAMPO LOZADA JF	COL	Volos (GRE)	26 JUN 2016
WG	1:20.25	19.11	39.82	1:00.17	ZHURMAN Dmitrii	RUS	Wroclaw (POL)	22 JUL 2017

Lane	Name	Country	Date of Birth	Qualifying Time	Time	Rank
1	LATAL Filip	CZE	23 AUG 2002	1:22.49		
2	MOZSAR Alex	HUN	27 DEC 2000	1:21.59		
3	POSCHART Max	GER	14 SEP 1994	1:21.15		
4	BUKOR Adam	HUN	22 JAN 1999	1:20.44		
5	ZAKHAROV Oleksii	UKR	8 JAN 2001	1:20.89		
6	MEYER Hugo	FRA	4 NOV 1998	1:21.34		
7	OCAMPO LOZADA Juan Fernando	COL	5 JAN 1994	1:22.07		
8	FIGINI Stefano	ITA	14 JUN 1987	1:22.78		

Legend:
WG World Games Record **WR** World Record

Timing and Results provided by 





Results

Event Number 12

	Record	Splits			Name	Country	Location	Date
WR	1:18.65				OCAMPO LOZADA JF	COL	Volos (GRE)	26 JUN 2016
WG	1:20.25	19.11	39.82	1:00.17	ZHURMAN Dmitrii	RUS	Wroclaw (POL)	22 JUL 2017

Rank	Lane	Name	Country Code	R.T.	50m	100m	150m	Time	Time Behind
1	3	POSCHART Max	GER	0.90	(3) 18.64	(2) 38.00 19.36	(2) 58.32 20.32	1:19.87 21.55	WG
2	2	MOZSAR Alex	HUN	0.98	(5) 18.99	(3) 38.76 19.77	(3) 59.25 20.49	1:20.03 20.78	0.16
3	4	BUKOR Adam	HUN	0.84	(1) 17.83	(1) 37.35 19.52	(1) 58.19 20.84	1:20.12 21.93	0.25
4	6	MEYER Hugo	FRA	0.96	(7) 19.51	(7) 39.54 20.03	(5) 1:00.49 20.95	1:21.54 21.05	1.67
5	1	LATAL Filip	CZE	0.96	(8) 19.88	(8) 40.55 20.67	(8) 1:01.37 20.82	1:21.78 20.41	1.91
6	5	ZAKHAROV Oleksii	UKR	0.90	(2) 18.63	(4) 39.13 20.50	(4) 1:00.34 21.21	1:21.96 21.62	2.09
7	7	OCAMPO LOZADA Juan Fernando	COL	1.04	(6) 19.00	(5) 39.22 20.22	(6) 1:00.97 21.75	1:23.95 22.98	4.08
8	8	FIGINI Stefano	ITA	0.92	(4) 18.90	(6) 39.40 20.50	(7) 1:01.13 21.73	1:24.10 22.97	4.23

Legend:

R.T. Reaction Time **WG** World Games Record **WR** World Record

Timing and Results provided by  **TISSOT**





Finswimming

Men's Surface 400m





Entry List by Event

As of FRI 8 JUL 2022

Event Number 6

	Record	Splits	Name	Country	Location	Date
WR	2:55.57		ZAKHAROV Oleksii	UKR	Lignano Sabbiadoro (ITA)	21 FEB 2021
WG	2:58.00		MAX WALTER Lauschus	GER	CALI (COL)	26 JUL 2013

Number of entries: 8


Name	Country Code	Date of Birth	Location of Performance	Date of Performance	Qualifying Time
ZAKHAROV Oleksii	UKR	8 JAN 2001			2:59.33
MOZSAR Alex	HUN	27 DEC 2000			2:59.54
BUKOR Adam	HUN	22 JAN 1999			3:01.37
MEYER Hugo	FRA	4 NOV 1998			3:01.63
YOON Youngjoong	KOR	9 DEC 1984			3:01.64
GOLENIA Robert	GER	4 MAY 2000			3:02.15
TSOUROUNAKIS Antonios	GRE	26 JUN 1988			3:03.66
TOPARLAK Derin	TUR	12 MAR 1997			3:04.33

Legend:

WG World Games Record **WR** World Record

Timing and Results provided by  **TISSOT**





Medallists

Medal	Name	Country
GOLD	MOZSAR Alex	HUN - Hungary
SILVER	YOON Youngjoong	KOR - Republic of Korea
BRONZE	BUKOR Adam	HUN - Hungary

Timing and Results provided by



Start List

Event Number 6

	Record	Splits	Name	Country	Location	Date
WR	2:55.57		ZAKHAROV Oleksii	UKR	Lignano Sabbiadoro (ITA)	21 FEB 2021
WG	2:58.00		MAX WALTER Lauschus	GER	CALI (COL)	26 JUL 2013

Lane	Name	Country	Date of Birth	Qualifying Time	Time	Rank
1	TSOURONAKIS Antonios	GRE	26 JUN 1988	3:03.66		
2	YOON Youngjoong	KOR	9 DEC 1984	3:01.64		
3	BUKOR Adam	HUN	22 JAN 1999	3:01.37		
4	ZAKHAROV Oleksii	UKR	8 JAN 2001	2:59.33		
5	MOZSAR Alex	HUN	27 DEC 2000	2:59.54		
6	MEYER Hugo	FRA	4 NOV 1998	3:01.63		
7	GOLENIA Robert	GER	4 MAY 2000	3:02.15		
8	TOPARLAK Derin	TUR	12 MAR 1997	3:04.33		

Legend:

WG World Games Record **WR** World Record

Timing and Results provided by  **TISSOT**





Results

Event Number 6

	Record	Splits	Name	Country	Location	Date
WR	2:55.57		ZAKHAROV Oleksii	UKR	Lignano Sabbiadoro (ITA)	21 FEB 2021
WG	2:58.00		MAX WALTER Lauschus	GER	CALI (COL)	26 JUL 2013

Rank	Lane	Name	Country Code	R.T.	Time	Time Behind
1	5	MOZSAR Alex	HUN	0.99	2:56.87	WG
50m (3) 20.28	100m (2) 41.97 21.69	150m (2) 1:04.09 22.12	200m (1) 1:26.61 22.52	250m (1) 1:49.25 22.64	300m (2) 2:12.10 22.85	350m (2) 2:34.74 22.64
2	2	YOON Youngjoong	KOR	0.96	2:57.76	0.89
50m (6) 20.83	100m (4) 42.42 21.59	150m (3) 1:04.74 22.32	200m (=2) 1:27.07 22.33	250m (2) 1:49.42 22.35	300m (1) 2:11.98 22.56	350m (1) 2:34.48 22.50
3	3	BUKOR Adam	HUN	0.93	2:57.83	0.96
50m (1) 19.86	100m (3) 42.19 22.33	150m (6) 1:05.22 23.03	200m (6) 1:27.89 22.67	250m (6) 1:51.02 23.13	300m (4) 2:13.89 22.87	350m (4) 2:36.40 22.51
4	6	MEYER Hugo	FRA	1.11	2:58.13	1.26
50m (8) 21.20	100m (8) 43.16 21.96	150m (5) 1:05.14 21.98	200m (4) 1:27.14 22.00	250m (3) 1:49.75 22.61	300m (3) 2:12.47 22.72	350m (3) 2:35.42 22.95
5	4	ZAKHAROV Oleksii	UKR	1.01	2:58.31	1.44
50m (4) 20.56	100m (5) 42.51 21.95	150m (4) 1:05.13 22.62	200m (5) 1:27.78 22.65	250m (5) 1:50.59 22.81	300m (5) 2:14.04 23.45	350m (5) 2:37.24 23.20
6	7	GOLENIA Robert	GER	0.91	3:03.09	6.22
50m (2) 20.02	100m (1) 41.57 21.55	150m (1) 1:03.92 22.35	200m (=2) 1:27.07 23.15	250m (4) 1:50.51 23.44	300m (6) 2:15.07 24.56	350m (6) 2:39.69 24.62
7	8	TOPARLAK Derin	TUR	0.93	3:03.14	6.27
50m (5) 20.79	100m (7) 43.14 22.35	150m (8) 1:06.00 22.86	200m (8) 1:28.87 22.87	250m (8) 1:52.16 23.29	300m (8) 2:16.46 24.30	350m (8) 2:40.16 23.70
8	1	TSOUROUNAKIS Antonios	GRE	1.14	3:06.57	9.70
50m (7) 21.12	100m (6) 43.01 21.89	150m (7) 1:05.37 22.36	200m (7) 1:28.22 22.85	250m (7) 1:51.85 23.63	300m (7) 2:15.30 23.45	350m (7) 2:40.13 24.83

Legend:						
=	Equal rank	R.T.	Reaction Time	WG	World Games Record	WR World Record


Timing and Results provided by  TISSOT



Finswimming

Men's Surface Relay 4x50m






Entry List by Event

As of FRI 8 JUL 2022


Event Number 8

Number of entries: 7

Country	Qualifying Time
GER - Germany	1:11.39
COL - Colombia	1:11.77
CHN - People's Republic of China	1:11.79
UKR - Ukraine	1:12.04
GRE - Greece	1:12.94
HUN - Hungary	1:13.65
USA - United States of America	1:25.00


Timing and Results provided by  **TISSOT**





Medallists

Medal	Country	Name
GOLD	COL - Colombia	RODRIGUEZ LOPEZ Juan Camilo DUQUE JIMENEZ Juan David FERNANDEZ Mauricio OCAMPO LOZADA Juan Fernando
SILVER	CHN - People's Republic of China	ZHANG Siqian SHAN Yongan WANG Zhihao TONG Zhenbo
BRONZE	GER - Germany	MORSTEDT Justus STRIEGLER Malte GOLENIA Robert POSCHART Max



Start List

REVISED
8 JUL 12:35

Event Number 8

Lane	Country	Name	Date of Birth	Qualifying Time	Time	Rank
1	USA - United States of America	MODROV Drew Addison	17 NOV 1989	1:25.00		
		MORA Santiago	15 JUN 2001			
		MCLAWSON Edward Sukura	8 JUL 1984			
		ORDONEZ RESTREPO Nicolas	28 SEP 2001			
2	GRE - Greece	MYLONAKIS Anastasios	15 JUN 1996	1:12.94		
		PANAGIOTIDIS Georgios	28 DEC 2001			
		TSOUROUNAKIS Antonios	26 JUN 1988			
		KALTSOUKALAS Georgios	9 APR 2005			
3	CHN - People's Republic of China	ZHANG Siqian	14 JUN 2002	1:11.79		
		SHAN Yongan	23 MAR 1999			
		WANG Zhihao	9 MAY 2002			
		TONG Zhenbo	22 SEP 1996			
4	GER - Germany	MORSTEDT Justus	19 JUN 2001	1:11.39		
		STRIEGLER Malte	4 SEP 1993			
		GOLENIA Robert	4 MAY 2000			
		POSCHART Max	14 SEP 1994			
5	COL - Colombia	RODRIGUEZ LOPEZ Juan Camilo	9 MAR 1996	1:11.77		
		DUQUE JIMENEZ Juan David	15 MAY 1990			
		FERNANDEZ Mauricio	15 JAN 1987			
		OCAMPO LOZADA Juan Fernando	5 JAN 1994			
6	UKR - Ukraine	GAPONENKO Dmytro	12 OCT 1997	1:12.04		
		ODYNOKOV Oleksandr	11 JUN 1993			
		ZAKHAROV Oleksii	8 JAN 2001			
		SMISHCHENKO Serhii	20 JAN 2000			
7	HUN - Hungary	MOZSAR Alex	27 DEC 2000	1:13.65		
		HAMLIN Matthew	24 APR 1997			
		KISS Nandor	7 OCT 2005			
		BUKOR Adam	22 JAN 1999			

Timing and Results provided by



Results

Event Number 8

Rank	Lane	Country / Name	R.T.	50m	Time	Time Behind
1	5	COL - Colombia			1:01.13	WR
		RODRIGUEZ LOPEZ Juan Camilo	0.88	15.87	(3) 15.87	
		DUQUE JIMENEZ Juan David	0.17	15.11	(=1) 30.98	
		FERNANDEZ Mauricio	0.11	14.54	(1) 45.52	
		OCAMPO LOZADA Juan Fernando	0.30	15.61	(1) 1:01.13	
2	3	CHN - People's Republic of China			1:01.33	0.20
		ZHANG Siqian	0.98	15.77	(2) 15.77	
		SHAN Yongan	0.11	15.21	(=1) 30.98	
		WANG Zhihao	0.20	15.37	(2) 46.35	
		TONG Zhenbo	0.08	14.98	(2) 1:01.33	
3	4	GER - Germany			1:01.54	0.41
		MORSTEDT Justus	0.83	16.11	(4) 16.11	
		STRIEGLER Malte	0.07	15.79	(4) 31.90	
		GOLENIA Robert	0.10	15.17	(3) 47.07	
		POSCHART Max	0.26	14.47	(3) 1:01.54	
4	2	GRE - Greece			1:02.87	1.74
		MYLONAKIS Anastasios	0.82	15.62	(1) 15.62	
		PANAGIOTIDIS Georgios	0.27	15.81	(3) 31.43	
		TSOUROUNAKIS Antonios	0.33	16.43	(4) 47.86	
		KALTSOUKALAS Georgios	0.41	15.01	(4) 1:02.87	
5	6	UKR - Ukraine			1:03.36	2.23
		GAPONENKO Dmytro	0.93	16.37	(5) 16.37	
		ODYNOKOV Oleksandr	0.09	15.88	(5) 32.25	
		ZAKHAROV Oleksii	0.26	16.09	(5) 48.34	
		SMISHCHENKO Serhii	-0.10	15.02	(5) 1:03.36	
6	7	HUN - Hungary			1:06.25	5.12
		MOZSAR Alex	0.95	17.01	(6) 17.01	
		HAMLIN Matthew	0.35	16.55	(6) 33.56	
		KISS Nandor	0.33	16.25	(6) 49.81	
		BUKOR Adam	0.26	16.44	(6) 1:06.25	
7	1	USA - United States of America			1:15.79	14.66
		MODROV Drew Addison	0.99	17.54	(7) 17.54	
		MORA Santiago	0.46	18.14	(7) 35.68	
		MCLAWSON Edward Sukura	0.21	21.20	(7) 56.88	
		ORDONEZ RESTREPO Nicolas	0.32	18.91	(7) 1:15.79	

Legend:

= Equal rank R.T. Reaction Time WR World Record

Timing and Results provided by 






Finswimming

Men's Surface Relay 4x100m





Entry List by Event

As of FRI 8 JUL 2022

Event Number 15

	Record	Splits			Country (Relay)	Location	Date
WR	2:16.54	34.22	1:08.94	1:42.83	RUS - Russian Federation	Wroclaw (POL)	22 JUL 2017
WG	2:16.54	34.22	1:08.94	1:42.83	RUS - Russian Federation	Wroclaw (POL)	22 JUL 2017


Number of entries: 7

Country	Qualifying Time
GER - Germany	2:22.78
COL - Colombia	2:23.54
CHN - People's Republic of China	2:23.58
UKR - Ukraine	2:24.07
GRE - Greece	2:25.88
HUN - Hungary	2:27.37
USA - United States of America	2:50.00

Legend:

WG World Games Record **WR** World Record

Timing and Results provided by  **TISSOT**



Medallists

Medal	Country	Name
GOLD	GER - Germany	GOLENIA Robert STRIEGLER Malte MORSTEDT Justus POSCHART Max
SILVER	COL - Colombia	RODRIGUEZ LOPEZ Juan Camilo DUQUE JIMENEZ Juan David FERNANDEZ Mauricio OCAMPO LOZADA Juan Fernando
BRONZE	CHN - People's Republic of China	WANG Zhihao TONG Zhenbo ZHANG Siqian SHAN Yongan

Timing and Results provided by 



BIRMINGHAM

Greater Birmingham Convention & Visitors Bureau



REGIONS Protective



BlueCross BlueShield of Alabama





Start List

REVISED
9 JUL 12:24

Event Number 15

	Record	Splits		Country (Relay)	Location	Date
WR	2:16.54	34.22	1:08.94	1:42.83	RUS - Russian Federation	Wroclaw (POL) 22 JUL 2017
WG	2:16.54	34.22	1:08.94	1:42.83	RUS - Russian Federation	Wroclaw (POL) 22 JUL 2017

Lane	Country	Name	Date of Birth	Qualifying Time	Time	Rank
1	USA - United States of America	MORA Santiago	15 JUN 2001	2:50.00		
		MODROV Drew Addison	17 NOV 1989			
		MCLAWSON Edward Sukura	8 JUL 1984			
		ORDONEZ RESTREPO Nicolas	28 SEP 2001			
2	GRE - Greece	KALTSOUKALAS Georgios	9 APR 2005	2:25.88		
		PANAGIOTIDIS Georgios	28 DEC 2001			
		TSOUROUNAKIS Antonios	26 JUN 1988			
		MYLONAKIS Anastasios	15 JUN 1996			
3	CHN - People's Republic of China	WANG Zhihao	9 MAY 2002	2:23.58		
		TONG Zhenbo	22 SEP 1996			
		ZHANG Siqian	14 JUN 2002			
		SHAN Yongan	23 MAR 1999			
4	GER - Germany	GOLENIA Robert	4 MAY 2000	2:22.78		
		STRIEGLER Malte	4 SEP 1993			
		MORSTEDT Justus	19 JUN 2001			
		POSCHART Max	14 SEP 1994			
5	COL - Colombia	RODRIGUEZ LOPEZ Juan Camilo	9 MAR 1996	2:23.54		
		DUQUE JIMENEZ Juan David	15 MAY 1990			
		FERNANDEZ Mauricio	15 JAN 1987			
		OCAMPO LOZADA Juan Fernando	5 JAN 1994			
6	UKR - Ukraine	SMISHCHENKO Serhii	20 JAN 2000	2:24.07		
		GAPONENKO Dmytro	12 OCT 1997			
		ODYNOKOV Oleksandr	11 JUN 1993			
		ZAKHAROV Oleksii	8 JAN 2001			
7	HUN - Hungary	MOZSAR Alex	27 DEC 2000	2:27.37		
		HAMLIN Matthew	24 APR 1997			
		KISS Nandor	7 OCT 2005			
		BUKOR Adam	22 JAN 1999			

Legend: WG World Games Record WR World Record

Timing and Results provided by 





Results

Event Number 15

	Record	Splits		Country (Relay)	Location	Date	
WR	2:16.54	34.22	1:08.94	1:42.83	RUS - Russian Federation	Wroclaw (POL)	22 JUL 2017
WG	2:16.54	34.22	1:08.94	1:42.83	RUS - Russian Federation	Wroclaw (POL)	22 JUL 2017

Rank	Lane	Country / Name	R.T.	50m	100m	Time	Time Behind
1	4	GER - Germany				2:18.13	
		GOLENIA Robert	0.90	17.27	35.50	(2) 35.50	
		STRIEGLER Malte	0.16	16.06	35.84	(3) 1:11.34	
		MORSTEDT Justus	-0.14	15.52	33.70	(2) 1:45.04	
		POSCHART Max	0.11	15.41	33.09	(1) 2:18.13	
2	5	COL - Colombia				2:19.01	0.88
		RODRIGUEZ LOPEZ Juan Camilo	0.87	16.02	35.24	(1) 35.24	
		DUQUE JIMENEZ Juan David	0.30	16.21	35.09	(1) 1:10.33	
		FERNANDEZ Mauricio	0.07	15.20	34.18	(1) 1:44.51	
		OCAMPO LOZADA Juan Fernando	0.24	15.98	34.50	(2) 2:19.01	
3	3	CHN - People's Republic of China				2:20.18	2.05
		WANG Zhihao	0.93	17.36	36.80	(6) 36.80	
		TONG Zhenbo	0.11	15.98	34.08	(2) 1:10.88	
		ZHANG Siqian	0.01	16.05	35.39	(3) 1:46.27	
		SHAN Yongan	0.04	15.37	33.91	(3) 2:20.18	
4	2	GRE - Greece				2:23.68	5.55
		KALTSOUKALAS Georgios	0.89	17.20	35.73	(3) 35.73	
		PANAGIOTIDIS Georgios	0.02	16.50	36.34	(4) 1:12.07	
		TSOUROUNAKIS Antonios	0.25	17.27	36.47	(4) 1:48.54	
		MYLONAKIS Anastasios	0.00	16.63	35.14	(4) 2:23.68	
5	7	HUN - Hungary				2:24.13	6.00
		MOZSAR Alex	0.96	17.62	36.25	(5) 36.25	
		HAMLIN Matthew	0.34	16.96	36.57	(6) 1:12.82	
		KISS Nandor	0.35	17.29	36.54	(6) 1:49.36	
		BUKOR Adam	0.24	16.73	34.77	(5) 2:24.13	
6	6	UKR - Ukraine				2:24.61	6.48
		SMISHCHENKO Serhii	0.88	16.84	35.90	(4) 35.90	
		GAPONENKO Dmytro	0.03	16.35	36.66	(5) 1:12.56	
		ODYNOKOV Oleksandr	0.08	16.99	36.72	(5) 1:49.28	
		ZAKHAROV Oleksii	0.24	16.38	35.33	(6) 2:24.61	
7	1	USA - United States of America				3:03.04	44.91
		MORA Santiago	1.05	19.76	43.01	(7) 43.01	
		MODROV Drew Addison	0.44	12.48	41.47	(7) 1:24.48	
		MCLAWSON Edward Sukura	0.28	22.80	49.77	(7) 2:14.25	
		ORDONEZ RESTREPO Nicolas	0.79		48.79	(7) 3:03.04	

Legend:
R.T. Reaction Time **WG** World Games Record **WR** World Record

Timing and Results provided by  **TISSOT**





Finswimming

Women's Apnoea 50m





Medallists

Medal	Name	Country
GOLD	HU Yaoyao	CHN - People's Republic of China
SILVER	SHU Chengjing	CHN - People's Republic of China
BRONZE	AGUIRRE JOYA Paula Alejandra	COL - Colombia

Timing and Results provided by



Start List


Event Number 1


	Record	Name	Country	Location	Date
WR	15.10	BAOZHEN Zhu	CHN	Kaohsiung (TPE)	23 JUL 2009
WG	15.10	BAOZHEN Zhu	CHN	Kaohsiung (TPE)	23 JUL 2009

Lane	Name	Country	Date of Birth	Qualifying Time	Time	Rank
1	BASSI Dora	CRO	30 JAN 1993	16.73		
2	AGUIRRE JOYA Paula Alejandra	COL	24 OCT 1999	16.56		
3	JANG Ye Sol	KOR	14 NOV 1988	16.32		
4	HU Yaoyao	CHN	27 JUL 2000	16.03		
5	SEO Uijin	KOR	12 DEC 2000	16.22		
6	SHU Chengjing	CHN	10 JUL 1996	16.46		
7	LECOEUR Maelle	FRA	20 MAY 1997	16.59		
8	HAMON Maiwenn	FRA	11 AUG 2003	16.74		

Legend:

WG World Games Record **WR** World Record

Timing and Results provided by  **TISSOT**



Results

Event Number 1

	Record	Name	Country	Location	Date
WR	15.10	BAOZHEN Zhu	CHN	Kaohsiung (TPE)	23 JUL 2009
WG	15.10	BAOZHEN Zhu	CHN	Kaohsiung (TPE)	23 JUL 2009

Rank	Lane	Name	Country Code	R.T.	Time	Time Behind
1	4	HU Yaoyao	CHN	0.86	15.75	
2	6	SHU Chengjing	CHN	0.92	15.90	0.15
3	2	AGUIRRE JOYA Paula Alejandra	COL	0.99	16.27	0.52
4	5	SEO Uijin	KOR	0.76	16.29	0.54
5	8	HAMON Maiwenn	FRA	0.87	16.53	0.78
6	1	BASSI Dora	CRO	0.96	16.54	0.79
7	7	LECOEUR Maelle	FRA	0.81	16.76	1.01
8	3	JANG Ye Sol	KOR	0.74	17.43	1.68

Legend:
R.T. Reaction Time **WG** World Games Record **WR** World Record

Timing and Results provided by **TISSOT**






Finswimming

Women's Bi Fins 50m





Entry List by Event

As of FRI 8 JUL 2022

Event Number 2

	Record	Name	Country	Location	Date
WR	20.52	SENANSZKY Petra	HUN	Wroclaw (POL)	21 JUL 2017
WG	20.52	SENANSZKY Petra	HUN	Wroclaw (POL)	21 JUL 2017

Number of entries: 8


Name	Country Code	Date of Birth	Location of Performance	Date of Performance	Qualifying Time
SENANSZKY Petra	HUN	10 JAN 1994			20.99
VARGA Krisztina	HUN	27 FEB 1996			21.71
CHOI Min Ji	KOR	22 MAY 1992			21.94
DUDEK Antonina	POL	15 DEC 2005			22.18
PIKINER Iryna	UKR	9 MAR 1990			22.32
MORENO ALEGRIA Diana Paola	COL	1 DEC 1991			22.55
HE Pin Li	TPE	13 MAR 1996			22.64
TYMOSHENKO Yevheniia	UKR	10 JAN 2002			22.98

Legend:

WG World Games Record **WR** World Record

Timing and Results provided by  **TISSOT**






Medallists

Medal	Name	Country
GOLD	SENANSZKY Petra	HUN - Hungary
SILVER	CHOI Min Ji	KOR - Republic of Korea
BRONZE	VARGA Krisztina	HUN - Hungary

Timing and Results provided by




Start List

Event Number 2

	Record	Name	Country	Location	Date
WR	20.52	SENANSZKY Petra	HUN	Wroclaw (POL)	21 JUL 2017
WG	20.52	SENANSZKY Petra	HUN	Wroclaw (POL)	21 JUL 2017

Lane	Name	Country	Date of Birth	Qualifying Time	Time	Rank
1	HE Pin Li	TPE	13 MAR 1996	22.64		
2	PIKINER Iryna	UKR	9 MAR 1990	22.32		
3	CHOI Min Ji	KOR	22 MAY 1992	21.94		
4	SENANSZKY Petra	HUN	10 JAN 1994	20.99		
5	VARGA Krisztina	HUN	27 FEB 1996	21.71		
6	DUDEK Antonina	POL	15 DEC 2005	22.18		
7	MORENO ALEGRIA Diana Paola	COL	1 DEC 1991	22.55		
8	TYMOSHENKO Yevheniia	UKR	10 JAN 2002	22.98		

Legend:
WG World Games Record **WR** World Record

Timing and Results provided by  **TISSOT**





Results

Event Number 2

	Record	Name	Country	Location	Date
WR	20.52	SENANSZKY Petra	HUN	Wroclaw (POL)	21 JUL 2017
WG	20.52	SENANSZKY Petra	HUN	Wroclaw (POL)	21 JUL 2017

Rank	Lane	Name	Country Code	R.T.	Time	Time Behind
1	4	SENANSZKY Petra	HUN	0.77	20.54	
2	3	CHOI Min Ji	KOR	0.81	21.59	1.05
3	5	VARGA Krisztina	HUN	0.84	21.64	1.10
4	6	DUDEK Antonina	POL	0.82	22.06	1.52
5	1	HE Pin Li	TPE	0.84	22.07	1.53
6	2	PIKINER Iryna	UKR	0.77	22.11	1.57
7	8	TYMOSHENKO Yevheniia	UKR	0.79	22.50	1.96
8	7	MORENO ALEGRIA Diana Paola	COL	1.02	22.82	2.28

Legend:
R.T. Reaction Time **WG** World Games Record **WR** World Record

Timing and Results provided by **TISSOT**






Finswimming

Women's Bi Fins 100m





Entry List by Event

As of FRI 8 JUL 2022

Event Number 13

	Record	Split	Name	Country	Location	Date
WR	45.16	21.53	SEANSZKY Petra	HUN	Wroclaw (POL)	22 JUL 2017
WG	45.16	21.53	SEANSZKY Petra	HUN	Wroclaw (POL)	22 JUL 2017


Number of entries: 8

Name	Country Code	Date of Birth	Location of Performance	Date of Performance	Qualifying Time
SEANSZKY Petra	HUN	10 JAN 1994			45.42
VARGA Krisztina	HUN	27 FEB 1996			47.23
PIKINER Iryna	UKR	9 MAR 1990			48.23
HE Pin Li	TPE	13 MAR 1996			48.45
MANIATI Aikaterini	GRE	18 JAN 2005			49.10
TYMOSHENKO Yevheniia	UKR	10 JAN 2002			49.26
HRASKOVA Zuzana	SVK	25 JAN 1999			49.31
DUDEK Antonina	POL	15 DEC 2005			50.08

Legend:


WG World Games Record **WR** World Record

Timing and Results provided by  **TISSOT**



Medallists

Medal	Name	Country
GOLD	SENANSZKY Petra	HUN - Hungary
SILVER	VARGA Krisztina	HUN - Hungary
BRONZE	HRASKOVA Zuzana	SVK - Slovakia

Timing and Results provided by  **TISSOT**





Start List

Event Number 13

	Record	Split	Name	Country	Location	Date
WR	45.16	21.53	SENANSZKY Petra	HUN	Wroclaw (POL)	22 JUL 2017
WG	45.16	21.53	SENANSZKY Petra	HUN	Wroclaw (POL)	22 JUL 2017

Lane	Name	Country	Date of Birth	Qualifying Time	Time	Rank
1	HRASKOVA Zuzana	SVK	25 JAN 1999	49.31		
2	MANIATI Aikaterini	GRE	18 JAN 2005	49.10		
3	PIKINER Iryna	UKR	9 MAR 1990	48.23		
4	SENANSZKY Petra	HUN	10 JAN 1994	45.42		
5	VARGA Krisztina	HUN	27 FEB 1996	47.23		
6	HE Pin Li	TPE	13 MAR 1996	48.45		
7	TYMOSHENKO Yevheniia	UKR	10 JAN 2002	49.26		
8	DUDEK Antonina	POL	15 DEC 2005	50.08		

Legend:

WG World Games Record **WR** World Record

Timing and Results provided by  **TISSOT**





Results


Event Number 13

	Record	Split	Name	Country	Location	Date
WR	45.16	21.53	SENANSZKY Petra	HUN	Wroclaw (POL)	22 JUL 2017
WG	45.16	21.53	SENANSZKY Petra	HUN	Wroclaw (POL)	22 JUL 2017

Rank	Lane	Name	Country Code	R.T.	50m	Time	Time Behind
1	4	SENANSZKY Petra	HUN	0.79	(1) 21.50	45.38 23.88	
2	5	VARGA Krisztina	HUN	0.87	(4) 23.01	47.80 24.79	2.42
3	1	HRASKOVA Zuzana	SVK	0.91	(7) 23.44	48.05 24.61	2.67
4	8	DUDEK Antonina	POL	0.81	(3) 22.65	48.11 25.46	2.73
5	3	PIKINER Iryna	UKR	0.79	(2) 22.50	48.23 25.73	2.85
6	6	HE Pin Li	TPE	0.83	(6) 23.33	48.46 25.13	3.08
7	7	TYMOSHENKO Yevheniia	UKR	0.81	(5) 23.13	48.85 25.72	3.47
8	2	MANIATI Aikaterini	GRE	0.85	(8) 23.58	49.90 26.32	4.52

Legend:

R.T. Reaction Time **WG** World Games Record **WR** World Record

Timing and Results provided by  **TISSOT**





Finswimming

Women's Surface 100m





Entry List by Event

As of FRI 8 JUL 2022

Event Number 11

	Record	Split	Name	Country	Location	Date
WR	38.02		MIKHAYLUSHKINA E.	RUS	Tomsk (RUS)	5 JUL 2021
WG	38.11		BAOZHEN Zhu	CHN	Kaohsiung	24 JUL 2009

Number of entries: 8

Name	Country Code	Date of Birth	Location of Performance	Date of Performance	Qualifying Time
XU Yichuan	CHN	16 MAY 1992			39.15
SHU Chengjing	CHN	10 JUL 1996			39.51
UVAROVA Viktoriia	UKR	30 JUN 2001			39.53
BASSI Dora	CRO	30 JAN 1993			39.99
AGUIRRE JOYA Paula Alejandra	COL	24 OCT 1999			40.06
MOON Ye Jin	KOR	21 FEB 2001			40.07
FERNANDEZ CASTILLO Grace	COL	25 MAY 1995			40.71
SUBA Sara	HUN	22 SEP 2004			40.71

Legend:

WG World Games Record **WR** World Record

Timing and Results provided by  **TISSOT**

FSWW100MSF-----_32C11

Report Created FRI 8 JUL 2022 17:35


Page 1/1






Medallists

Medal	Name	Country
GOLD	SHU Chengjing	CHN - People's Republic of China
SILVER	XU Yichuan	CHN - People's Republic of China
BRONZE	FERNANDEZ CASTILLO Grace	COL - Colombia

Timing and Results provided by 





Start List

Event Number 11

	Record	Split	Name	Country	Location	Date
WR	38.02		MIKHAYLUSHKINA E.	RUS	Tomsk (RUS)	5 JUL 2021
WG	38.11		BAOZHEN Zhu	CHN	Kaohsiung	24 JUL 2009

Lane	Name	Country	Date of Birth	Qualifying Time	Time	Rank
1	SUBA Sara	HUN	22 SEP 2004	40.71		
2	AGUIRRE JOYA Paula Alejandra	COL	24 OCT 1999	40.06		
3	UVAROVA Viktoriia	UKR	30 JUN 2001	39.53		
4	XU Yichuan	CHN	16 MAY 1992	39.15		
5	SHU Chengjing	CHN	10 JUL 1996	39.51		
6	BASSI Dora	CRO	30 JAN 1993	39.99		
7	MOON Ye Jin	KOR	21 FEB 2001	40.07		
8	FERNANDEZ CASTILLO Grace	COL	25 MAY 1995	40.71		

Legend:

WG World Games Record **WR** World Record

Timing and Results provided by  **TISSOT**



Results

Event Number 11

	Record	Split	Name	Country	Location	Date
WR	38.02		MIKHAYLUSHKINA E.	RUS	Tomsk (RUS)	5 JUL 2021
WG	38.11		BAOZHEN Zhu	CHN	Kaohsiung	24 JUL 2009

Rank	Lane	Name	Country Code	R.T.	50m	Time	Time Behind
1	5	SHU Chengjing	CHN	0.95	(1) 18.79	39.32 20.53	
2	4	XU Yichuan	CHN	0.94	(2) 19.00	40.05 21.05	0.73
3	8	FERNANDEZ CASTILLO Grace	COL	0.94	(5) 19.19	40.52 21.33	1.20
4	2	AGUIRRE JOYA Paula Alejandra	COL	1.03	(4) 19.13	40.55 21.42	1.23
5	7	MOON Ye Jin	KOR	0.77	(8) 19.35	40.67 21.32	1.35
6	3	UVAROVA Viktoriia	UKR	0.88	(6) 19.21	40.74 21.53	1.42
7	1	SUBA Sara	HUN	0.90	(7) 19.30	40.78 21.48	1.46
8	6	BASSI Dora	CRO	0.93	(3) 19.12	40.87 21.75	1.55

Legend:

R.T. Reaction Time **WG** World Games Record **WR** World Record


Timing and Results provided by 



Finswimming

Women's Surface 200m





Entry List by Event

As of FRI 8 JUL 2022


Event Number 4

	Record	Splits			Name	Country	Location	Date
WR	1:25.41	19.82	40.94	1:02.60	BARANOVSKAYA Valeriya	RUS	Wroclaw (POL)	21 JUL 2017
WG	1:25.41	19.82	40.94	1:02.60	BARANOVSKAYA Valeriya	RUS	Wroclaw (POL)	21 JUL 2017


Number of entries: 8

Name	Country Code	Date of Birth	Location of Performance	Date of Performance	Qualifying Time
XU Yichuan	CHN	16 MAY 1992			1:30.20
HRECHKO Sofia	UKR	21 JUN 2005			1:31.61
MAKARENKO Anastasiia	UKR	19 MAY 2006			1:31.80
BASSI Dora	CRO	30 JAN 1993			1:32.30
KAROLYI Csilla	HUN	21 APR 1989			1:32.58
DELIGIANNI Eirini	GRE	14 JUL 1992			1:32.76
GERARD-RENISSAC Pauline	FRA	28 JUL 1998			1:32.91
ALY SABER Gamila	EGY	18 OCT 2005			1:33.27

Legend:	WG World Games Record	WR World Record
----------------	------------------------------	------------------------

Timing and Results provided by 






Medallists

Medal	Name	Country
GOLD	HRECHKO Sofia	UKR - Ukraine
SILVER	BASSI Dora	CRO - Croatia
BRONZE	KAROLYI Csilla	HUN - Hungary

Timing and Results provided by





Start List

Event Number 4

	Record	Splits			Name	Country	Location	Date
WR	1:25.41	19.82	40.94	1:02.60	BARANOVSKAYA Valeriya	RUS	Wroclaw (POL)	21 JUL 2017
WG	1:25.41	19.82	40.94	1:02.60	BARANOVSKAYA Valeriya	RUS	Wroclaw (POL)	21 JUL 2017

Lane	Name	Country	Date of Birth	Qualifying Time	Time	Rank
1	GERARD-RENISSAC Pauline	FRA	28 JUL 1998	1:32.91		
2	KAROLYI Csilla	HUN	21 APR 1989	1:32.58		
3	MAKARENKO Anastasiia	UKR	19 MAY 2006	1:31.80		
4	XU Yichuan	CHN	16 MAY 1992	1:30.20		
5	HRECHKO Sofiia	UKR	21 JUN 2005	1:31.61		
6	BASSI Dora	CRO	30 JAN 1993	1:32.30		
7	DELIGIANNI Eirini	GRE	14 JUL 1992	1:32.76		
8	ALY SABER Gamila	EGY	18 OCT 2005	1:33.27		

Legend:

WG World Games Record **WR** World Record

Timing and Results provided by  **TISSOT**





Results

Event Number 4

	Record	Splits		Name	Country	Location	Date	
WR	1:25.41	19.82	40.94	1:02.60	BARANOVSKAYA Valeriya	RUS	Wroclaw (POL)	21 JUL 2017
WG	1:25.41	19.82	40.94	1:02.60	BARANOVSKAYA Valeriya	RUS	Wroclaw (POL)	21 JUL 2017

Rank	Lane	Name	Country Code	R.T.	50m	100m	150m	Time	Time Behind
1	5	HRECHKO Sofiia	UKR	0.99	(3) 21.04	(3) 43.18 22.14	(3) 1:06.72 23.54	1:29.57 22.85	
2	6	BASSI Dora	CRO	1.00	(6) 21.58	(4) 44.22 22.64	(4) 1:07.33 23.11	1:30.46 23.13	0.89
3	2	KAROLYI Csilla	HUN	0.90	(2) 20.54	(2) 43.11 22.57	(2) 1:06.51 23.40	1:30.54 24.03	0.97
4	4	XU Yichuan	CHN	0.97	(1) 20.28	(1) 42.37 22.09	(1) 1:05.63 23.26	1:30.59 24.96	1.02
5	7	DELIGIANNI Eirini	GRE	1.00	(8) 22.16	(7) 45.59 23.43	(7) 1:09.33 23.74	1:32.96 23.63	3.39
6	1	GERARD-RENISSAC Pauline	FRA	0.99	(5) 21.49	(5) 44.23 22.74	(5) 1:08.01 23.78	1:33.22 25.21	3.65
7	3	MAKARENKO Anastasiia	UKR	0.94	(4) 21.10	(6) 44.92 23.82	(6) 1:08.81 23.89	1:34.78 25.97	5.21
8	8	ALY SABER Gamila	EGY	1.06	(7) 22.14	(8) 46.13 23.99	(8) 1:11.74 25.61	1:36.18 24.44	6.61

Legend:

R.T. Reaction Time **WG** World Games Record **WR** World Record

Timing and Results provided by  **TISSOT**






Finswimming

Women's Surface 400m





Entry List by Event

As of FRI 8 JUL 2022

Event Number 14

	Record	Splits			Name	Country	Location	Date
WR	3:12.10				SUN Yiting	CHN	Belgrade (SRB)	16 JUL 2018
WG	3:14.47	44.22	1:34.91	2:26.29	SUN Yiting	CHN	Wroclaw (POL)	22 JUL 2017


Number of entries: 8

Name	Country Code	Date of Birth	Location of Performance	Date of Performance	Qualifying Time
ANTONIAK Anastasiia	UKR	21 JUN 1997			3:17.52
HRECHKO Sofiia	UKR	21 JUN 2005			3:18.08
SCHIKORA Johanna	GER	6 JAN 2002			3:20.32
SZABO Anita	HUN	14 JAN 2001			3:20.53
CHEN Sijia	CHN	27 AUG 1999			3:20.81
POSCHART Elena	GER	18 OCT 1993			3:21.71
ALY SABER Gamila	EGY	18 OCT 2005			3:23.20
BLASZAK Lilla	HUN	7 SEP 2000			3:23.42

Legend:


WG World Games Record **WR** World Record

Timing and Results provided by  **TISSOT**




Medallists

Medal	Name	Country
GOLD	SCHIKORA Johanna	GER - Germany
SILVER	HRECHKO Sofiiia	UKR - Ukraine
BRONZE	ANTONIAK Anastasiia	UKR - Ukraine

Timing and Results provided by 





Start List

Event Number 14

	Record	Splits			Name	Country	Location	Date
WR	3:12.10				SUN Yiting	CHN	Belgrade (SRB)	16 JUL 2018
WG	3:14.47	44.22	1:34.91	2:26.29	SUN Yiting	CHN	Wroclaw (POL)	22 JUL 2017

Lane	Name	Country	Date of Birth	Qualifying Time	Time	Rank
1	ALY SABER Gamila	EGY	18 OCT 2005	3:23.20		
2	CHEN Sijia	CHN	27 AUG 1999	3:20.81		
3	SCHIKORA Johanna	GER	6 JAN 2002	3:20.32		
4	ANTONIAK Anastasiia	UKR	21 JUN 1997	3:17.52		
5	HRECHKO Sofiia	UKR	21 JUN 2005	3:18.08		
6	SZABO Anita	HUN	14 JAN 2001	3:20.53		
7	POSCHART Elena	GER	18 OCT 1993	3:21.71		
8	BLASZAK Lilla	HUN	7 SEP 2000	3:23.42		

Legend:

WG World Games Record **WR** World Record

Timing and Results provided by  **TISSOT**



Results

Event Number 14

	Record	Splits			Name	Country	Location	Date
WR	3:12.10				SUN Yiting	CHN	Belgrade (SRB)	16 JUL 2018
WG	3:14.47	44.22	1:34.91	2:26.29	SUN Yiting	CHN	Wroclaw (POL)	22 JUL 2017

Rank	Lane	Name	Country Code	R.T.	Time	Time Behind
1	3	SCHIKORA Johanna	GER	1.00	3:14.22	WG
50m (2) 22.93	100m (2) 47.21 24.28	150m (2) 1:11.71 24.50	200m (1) 1:36.48 24.77	250m (1) 2:01.08 24.60	300m (1) 2:25.74 24.66	350m (1) 2:50.07 24.33
2	5	HRECHKO Sofiiia	UKR	0.97	3:16.22	2.00
50m (1) 22.21	100m (1) 46.31 24.10	150m (1) 1:11.51 25.20	200m (2) 1:36.58 25.07	250m (2) 2:01.70 25.12	300m (2) 2:27.13 25.43	350m (2) 2:51.83 24.70
3	4	ANTONIAK Anastasiia	UKR	0.96	3:18.84	4.62
50m (3) 23.11	100m (3) 47.45 24.34	150m (3) 1:11.99 24.54	200m (3) 1:37.02 25.03	250m (3) 2:02.26 25.24	300m (3) 2:27.86 25.60	350m (3) 2:53.06 25.20
4	8	BLASZAK Lilla	HUN	0.98	3:20.89	6.67
50m (7) 24.13	100m (5) 48.51 24.38	150m (6) 1:14.43 25.92	200m (6) 1:40.35 25.92	250m (5) 2:06.14 25.79	300m (4) 2:31.42 25.28	350m (4) 2:56.54 25.12
5	6	SZABO Anita	HUN	0.98	3:22.80	8.58
50m (5) 23.58	100m (6) 48.75 25.17	150m (5) 1:14.08 25.33	200m (4) 1:39.86 25.78	250m (4) 2:05.99 26.13	300m (5) 2:31.56 25.57	350m (5) 2:57.89 26.33
6	7	POSCHART Elena	GER	1.11	3:27.30	13.08
50m (4) 23.37	100m (4) 48.37 25.00	150m (4) 1:13.81 25.44	200m (5) 1:39.97 26.16	250m (6) 2:06.55 26.58	300m (6) 2:33.42 26.87	350m (6) 3:00.34 26.92
7	1	ALY SABER Gamila	EGY	1.06	3:33.23	19.01
50m (6) 23.86	100m (7) 49.57 25.71	150m (7) 1:16.82 27.25	200m (7) 1:44.78 27.96	250m (7) 2:12.22 27.44	300m (7) 2:40.24 28.02	350m (7) 3:07.07 26.83
8	2	CHEN Sijia	CHN	1.08	3:53.61	39.39
50m (8) 26.19	100m (8) 55.26 29.07	150m (8) 1:24.52 29.26	200m (8) 1:54.30 29.78	250m (8) 2:24.36 30.06	300m (8) 2:54.72 30.36	350m (8) 3:24.88 30.16

Legend:

R.T. Reaction Time **WG** World Games Record **WR** World Record

Timing and Results provided by  **TISSOT**






Finswimming

Women's Surface Relay 4x50m






Entry List by Event

As of FRI 8 JUL 2022


Event Number 16

Number of entries: 8

Country	Qualifying Time
UKR - Ukraine	1:18.81
CHN - People's Republic of China	1:19.39
HUN - Hungary	1:20.38
COL - Colombia	1:21.25
KOR - Republic of Korea	1:21.34
FRA - France	1:21.81
GER - Germany	1:24.68
USA - United States of America	1:30.00


Timing and Results provided by  TISSOT





Medallists

Medal	Country	Name
GOLD	CHN - People's Republic of China	SHU Chengjing HU Yaoyao CHEN Sijia XU Yichuan
SILVER	COL - Colombia	AGUIRRE JOYA Paula Alejandra MORENO ALEGRIA Diana Paola RETAMOZO OLAYA Viviana Paola FERNANDEZ CASTILLO Grace
BRONZE	KOR - Republic of Korea	MOON Ye Jin KIM Minjeong JANG Ye Sol SEO Uijin




Start List

REVISED
9 JUL 12:24

Event Number 16

Lane	Country	Name	Date of Birth	Qualifying Time	Time	Rank
1	GER - Germany	RUTZE Michele	24 APR 2000	1:24.68		
		BARTHEL Nadja	8 SEP 2004			
		POSCHART Elena	18 OCT 1993			
		SCHIKORA Johanna	6 JAN 2002			
2	KOR - Republic of Korea	MOON Ye Jin	21 FEB 2001	1:21.34		
		KIM Minjeong	17 MAY 2000			
		JANG Ye Sol	14 NOV 1988			
		SEO Uijin	12 DEC 2000			
3	HUN - Hungary	SENANSZKY Petra	10 JAN 1994	1:20.38		
		SZABO Anita	14 JAN 2001			
		KAROLYI Csilla	21 APR 1989			
		VARGA Krisztina	27 FEB 1996			
4	UKR - Ukraine	HRECHKO Sofiiia	21 JUN 2005	1:18.81		
		MAKARENKO Anastasiia	19 MAY 2006			
		ANTONIAK Anastasiia	21 JUN 1997			
		UVAROVA Viktoriia	30 JUN 2001			
5	CHN - People's Republic of China	SHU Chengjing	10 JUL 1996	1:19.39		
		HU Yaoyao	27 JUL 2000			
		CHEN Sijia	27 AUG 1999			
		XU Yichuan	16 MAY 1992			
6	COL - Colombia	AGUIRRE JOYA Paula Alejandra	24 OCT 1999	1:21.25		
		MORENO ALEGRIA Diana Paola	1 DEC 1991			
		RETAMOZO OLAYA Viviana Paola	23 JUN 1998			
		FERNANDEZ CASTILLO Grace	25 MAY 1995			
7	FRA - France	HAMON Maiwenn	11 AUG 2003	1:21.81		
		GERARD-RENISSAC Pauline	28 JUL 1998			
		VERGER Anais	24 SEP 2000			
		LECOEUR Maelle	20 MAY 1997			
8	USA - United States of America	PEREZ RUBIO Alix Victoria	29 AUG 1980	1:30.00		
		OSORIO GOMEZ Sofia	12 APR 2004			
		GOLOVINA Julia Andriivna	14 JUL 2004			
		HERNANDEZ Sofia Isabel	20 JUL 2005			

Timing and Results provided by 



Results

Event Number 16

Rank	Lane	Country / Name	R.T.	50m	Time	Time Behind
1	5	CHN - People's Republic of China			1:08.95	
		SHU Chengjing	0.89	17.47	(1) 17.47	
		HU Yaoyao	0.23	16.73	(1) 34.20	
		CHEN Sijia	-0.02	18.00	(1) 52.20	
		XU Yichuan	0.11	16.75	(1) 1:08.95	
2	6	COL - Colombia			1:10.11	1.16
		AGUIRRE JOYA Paula Alejandra	0.91	18.02	(2) 18.02	
		MORENO ALEGRIA Diana Paola	0.18	17.36	(3) 35.38	
		RETAMOZO OLAYA Viviana Paola	0.07	17.45	(2) 52.83	
		FERNANDEZ CASTILLO Grace	-0.01	17.28	(2) 1:10.11	
3	2	KOR - Republic of Korea			1:10.58	1.63
		MOON Ye Jin	0.75	18.07	(3) 18.07	
		KIM Minjeong	0.03	17.10	(2) 35.17	
		JANG Ye Sol	-0.05	18.27	(3) 53.44	
		SEO Ujin	0.02	17.14	(3) 1:10.58	
4	4	UKR - Ukraine			1:11.41	2.46
		HRECHKO Sofia	0.93	18.49	(5) 18.49	
		MAKARENKO Anastasiia	0.17	17.91	(4) 36.40	
		ANTONIAK Anastasiia	0.08	17.97	(4) 54.37	
		UVAROVA Viktoriia	0.38	17.04	(4) 1:11.41	
5	7	FRA - France			1:12.52	3.57
		HAMON Maiwenn	0.85	18.19	(4) 18.19	
		GERARD-RENISSAC Pauline	0.00	18.29	(5) 36.48	
		VERGER Anais	0.20	18.27	(5) 54.75	
		LECOEUR Maelle	0.15	17.77	(5) 1:12.52	
6	3	HUN - Hungary			1:12.60	3.65
		SENANSZKY Petra	0.84	18.76	(6) 18.76	
		SZABO Anita	0.25	18.20	(6) 36.96	
		KAROLYI Csilla	0.37	17.87	(6) 54.83	
		VARGA Krisztina	0.48	17.77	(6) 1:12.60	
7	1	GER - Germany			1:14.60	5.65
		RUTZE Michele	0.96	19.28	(8) 19.28	
		BARTHEL Nadja	0.22	17.91	(7) 37.19	
		POSCHART Elena	-0.22	18.15	(7) 55.34	
		SCHIKORA Johanna	0.21	19.26	(7) 1:14.60	
8	8	USA - United States of America			1:26.31	17.36
		PEREZ RUBIO Alix Victoria	0.85	19.26	(7) 19.26	
		OSORIO GOMEZ Sofia	0.48	22.82	(8) 42.08	
		GOLOVINA Julia Andriivna	0.70	22.41	(8) 1:04.49	
		HERNANDEZ Sofia Isabel	0.34	21.82	(8) 1:26.31	

Legend:

R.T. Reaction Time

Timing and Results provided by  **TISSOT**





Finswimming

Women's Surface Relay 4x100m





Entry List by Event

As of FRI 8 JUL 2022

Event Number 7


	Record	Splits			Country (Relay)	Location	Date
WR	2:34.54				RUS - Russian Federation	Volos (GRE)	27 JUN 2016
WG	2:34.78	39.30	1:17.27	1:57.47	RUS - Russian Federation	Wroclaw (POL)	21 JUL 2017

Number of entries: 8

Country	Qualifying Time
UKR - Ukraine	2:37.62
CHN - People's Republic of China	2:38.78
HUN - Hungary	2:40.75
COL - Colombia	2:42.49
KOR - Republic of Korea	2:42.67
FRA - France	2:43.61
GER - Germany	2:49.37
USA - United States of America	3:00.00

Legend:			
WG	World Games Record	WR	World Record

Timing and Results provided by  **TISSOT**



Medallists

Medal	Country	Name
GOLD	CHN - People's Republic of China	SHU Chengjing HU Yaoyao CHEN Sijia XU Yichuan
SILVER	HUN - Hungary	SUBA Sara SEANSZKY Petra KAROLYI Csilla VARGA Krisztina
BRONZE	COL - Colombia	FERNANDEZ CASTILLO Grace RETAMOZO OLAYA Viviana Paola MORENO ALEGRIA Diana Paola AGUIRRE JOYA Paula Alejandra

Timing and Results provided by





Start List

REVISED
8 JUL 13:05

Event Number 7

	Record	Splits			Country (Relay)	Location	Date
WR	2:34.54				RUS - Russian Federation	Volos (GRE)	27 JUN 2016
WG	2:34.78	39.30	1:17.27	1:57.47	RUS - Russian Federation	Wroclaw (POL)	21 JUL 2017

Lane	Country	Name	Date of Birth	Qualifying Time	Time	Rank
1	GER - Germany	RUTZE Michele	24 APR 2000	2:49.37		
		BARTHEL Nadja	8 SEP 2004			
		POSCHART Elena	18 OCT 1993			
		SCHIKORA Johanna	6 JAN 2002			
2	KOR - Republic of Korea	KIM Minjeong	17 MAY 2000	2:42.67		
		SEO Ujin	12 DEC 2000			
		CHOI Min Ji	22 MAY 1992			
		MOON Ye Jin	21 FEB 2001			
3	HUN - Hungary	SUBA Sara	22 SEP 2004	2:40.75		
		SEANANSZKY Petra	10 JAN 1994			
		KAROLYI Csilla	21 APR 1989			
		VARGA Krisztina	27 FEB 1996			
4	UKR - Ukraine	MAKARENKO Anastasiia	19 MAY 2006	2:37.62		
		HRECHKO Sofiia	21 JUN 2005			
		ANTONIAK Anastasiia	21 JUN 1997			
		UVAROVA Viktoriia	30 JUN 2001			
5	CHN - People's Republic of China	SHU Chengjing	10 JUL 1996	2:38.78		
		HU Yaoyao	27 JUL 2000			
		CHEN Sijia	27 AUG 1999			
		XU Yichuan	16 MAY 1992			
6	COL - Colombia	FERNANDEZ CASTILLO Grace	25 MAY 1995	2:42.49		
		RETAMOZO OLAYA Viviana Paola	23 JUN 1998			
		MORENO ALEGRIA Diana Paola	1 DEC 1991			
		AGUIRRE JOYA Paula Alejandra	24 OCT 1999			
7	FRA - France	LECOEUR Maelle	20 MAY 1997	2:43.61		
		GERARD-RENISSAC Pauline	28 JUL 1998			
		VERGER Anais	24 SEP 2000			
		HEITZ Camille	19 MAR 1986			
8	USA - United States of America	PEREZ RUBIO Alix Victoria	29 AUG 1980	3:00.00		
		HERNANDEZ Sofia Isabel	20 JUL 2005			
		GOLOVINA Julia Andriivna	14 JUL 2004			
		OSORIO GOMEZ Sofia	12 APR 2004			

Legend:

WG World Games Record **WR** World Record

Timing and Results provided by



Results

Event Number 7

	Record	Splits			Country (Relay)	Location	Date
WR	2:34.54				RUS - Russian Federation	Volos (GRE)	27 JUN 2016
WG	2:34.78	39.30	1:17.27	1:57.47	RUS - Russian Federation	Wroclaw (POL)	21 JUL 2017

Rank	Lane	Country / Name	R.T.	50m	100m	Time	Time Behind
1	5	CHN - People's Republic of China				2:38.30	
		SHU Chengjing	1.00	19.23	39.64	(1) 39.64	
		HU Yaoyao	0.03	18.21	39.26	(1) 1:18.90	
		CHEN Sijia	-0.01	19.28	40.83	(1) 1:59.73	
		XU Yichuan	0.08	18.10	38.57	(1) 2:38.30	
2	3	HUN - Hungary				2:39.37	1.07
		SUBA Sara	0.91	19.47	40.75	(4) 40.75	
		SENANSZKY Petra	0.16	18.41	40.33	(5) 1:21.08	
		KAROLYI Csilla	0.26	18.76	39.25	(2) 2:00.33	
		VARGA Krisztina	0.30	17.83	39.04	(2) 2:39.37	
3	6	COL - Colombia				2:39.93	1.63
		FERNANDEZ CASTILLO Grace	0.95	19.24	40.32	(3) 40.32	
		RETAMOZO OLAYA Viviana Paola	0.23	18.13	39.69	(2) 1:20.01	
		MORENO ALEGRIA Diana Paola	0.22	18.22	40.41	(3) 2:00.42	
		AGUIRRE JOYA Paula Alejandra	0.28	18.00	39.51	(3) 2:39.93	
4	4	UKR - Ukraine				2:40.65	2.35
		MAKARENKO Anastasiia	0.92	19.99	41.42	(5) 41.42	
		HRECHKO Sofia	0.22	18.42	39.53	(4) 1:20.95	
		ANTONIAK Anastasiia	0.01	19.24	40.92	(5) 2:01.87	
		UVAROVA Viktoriia	0.23	18.22	38.78	(4) 2:40.65	
5	2	KOR - Republic of Korea				2:41.15	2.85
		KIM Minjeong	0.93	19.24	39.73	(2) 39.73	
		SEO Uijin	0.29	19.02	40.82	(3) 1:20.55	
		CHOI Min Ji	0.14	19.03	40.67	(4) 2:01.22	
		MOON Ye Jin	0.43	19.11	39.93	(5) 2:41.15	
6	1	GER - Germany				2:45.35	7.05
		RUTZE Michele	1.00	19.90	41.90	(6) 41.90	
		BARTHEL Nadja	0.30	19.02	41.36	(6) 1:23.26	
		POSCHART Elena	-0.08	18.29	39.89	(6) 2:03.15	
		SCHIKORA Johanna	0.17	19.62	42.20	(6) 2:45.35	
7	7	FRA - France				2:45.77	7.47
		LECOEUR Maelle	0.83	20.09	43.40	(7) 43.40	
		GERARD-RENISSAC Pauline	0.21	19.52	40.90	(7) 1:24.30	
		VERGER Anais	0.16	19.03	40.43	(7) 2:04.73	
		HEITZ Camille	0.57	19.49	41.04	(7) 2:45.77	
8	8	USA - United States of America				3:27.33	49.03
		PEREZ RUBIO Alix Victoria	0.87	20.59	44.12	(8) 44.12	
		HERNANDEZ Sofia Isabel	0.48	22.84	49.51	(8) 1:33.63	
		GOLOVINA Julia Andriivna	0.60	24.07	50.92	(8) 2:24.55	
		OSORIO GOMEZ Sofia	0.29	23.73	1:02.78	(8) 3:27.33	

Legend:

R.T. Reaction Time **WG** World Games Record **WR** World Record

Timing and Results provided by  **TISSOT**