

Corcraft

PRODUCTS

PRICE & SPECIFICATION GUIDE

PRICES AND
TERMS EFFECTIVE
JULY 2020



Corrections and
Community Supervision

Corcraft is a NYS Preferred Source Vendor

Corcraft is designated a "preferred source" by New York State Law. Section 162 of the State Finance Law confers "preferred status" upon commodities produced by the New York State Department of Corrections and Community Supervision, Division of Industries (Corcraft), and thereby exempting purchases from Corcraft "from the competitive procurement provisions of Section 163 of this article and from other competitive procurement statutes." Customers can buy directly from Corcraft without having to go through a time-consuming bid process.

Mission Statement

The mission of Correctional Industries (Corcraft) is to employ inmates in substantive jobs that help teach good work habits and valuable work skills, to help offset the cost of incarceration, to help reduce disruption in the prison environment and to meet expectations of the citizens.

NYS Department of Corrections and Community Supervision Division of Industries

550 Broadway
Albany, New York 12204-2802

Order Services Phone	(800) 436-6321 ext. 2620 (518) 436-6321 ext. 2620
Order Services Email	orders.corcraft@doccs.ny.gov
Order Services FAX	(800) 898-5895 (518) 436-6007
Website	www.corcraft.org



TABLE OF CONTENTS

General Information	4
Ordering Information	6
Index	203

Seating

SEATING (OFFICE/CONFERENCE)

Eco Value.....	10
Eco Mesh.....	11
Future	12
Sync2	12
CXO, GXO.....	13
LXO, MXO, WXO	14
Ithaca.....	14
Breathe, Breathe, Jr.....	23
Alt3	23
Scurry	24
Pilot 24/7.....	24
Bradley	25
CXOti, CXOhd.....	25
Saxton	26
Stormville Executive	26
Cayuga	29
Sherwood	29
Alta	30

SEATING (LOUNGE/INSTITUTIONAL)

Fixed Seating—Conventional

Commander (butcher block).....	31
Commander (sled base).....	32
Stormville (sled base).....	33
Tara.....	34
Ashley.....	34

SEATING (CLASSROOM/EDUCATIONAL)

Stacking Chairs

Cornell.....	35
Dakota	36
Strive.....	38
Navigator	46
Sturdy Stack	51

Student Desks

Tablet Arm	48
Multi-Leg Student Desk.....	48
Sled-Base Double-Entry Desk.....	49
Alta Tablet Arm	49
Student Study Top Desk.....	50
Student Open Front Desk.....	50

Miscellaneous Seating

Student Stool.....	52
Benches.....	53

Case Goods/Storage

CASE GOODS/STORAGE (DESKS/CREDENZAS)

High Pressure Laminated Furniture

Rockefeller	54
Jamestown.....	60
Metal Furniture	
Contemporary.....	106

CASE GOODS/STORAGE (BOOKCASES)

High-Pressure Laminated (Rockefeller, Jamestown).....	58, 94
Metal	109

CASE GOODS/STORAGE (FILES)

High Pressure Laminated Furniture

Rockefeller	54
Jamestown.....	97

Metal

Vertical Files	111
Lateral Files	112
Mobile Pedestal Files	117

CASE GOODS/STORAGE (STORAGE CABINETS)

High Pressure Laminated Furniture

Jamestown Utilities.....	100
Telephone/Night Stand	118
Storage Cabinets	104, 118
Wardrobes	105, 118

Homefront Solid Wood Furniture

Five-Drawer Dresser	119
Night Stand.....	119
TV Stand.....	119
Single Twin Bed.....	120

Metal Furniture

Storage	120
Wardrobe.....	121
Wardrobe/Storage Combination	121
Counter Height Storage	121
Personal Storage Tower.....	122
Storage Cabinet-Compact Personal.....	122

Tables

OFFICE

Computer Tables

Tables	123
Workstations.....	124
Stands	125
WorkUp Crank Adjustable Tables.....	126
Adjustable Sit/Stand Workstations.....	126

Office Tables

Office Tables	56
---------------------	----

Conference Tables

Rockefeller	56
Jamestown.....	98

Miscellaneous Tables

General Purpose	128
Multi-Purpose	129
Folding	130
Navigator Nesting	131

Lounge Tables

Commander (butcher block).....	31
Commander (sled base).....	32
Stormville (sled base).....	33
Table Cart	131

CAFETERIA

Standard Cafeteria Tables	132
---------------------------------	-----

Continued on next page

Miscellaneous Office Products

BULLETIN BOARDS / WHITE BOARDS

Wood	134
Aluminum	135
Aluminum w/ Plastic Door	135
Framed White Boards	136
Hutch Tackboards	91

ACCESSORIES

Executive Clothing Rack	136
Costumer/Coat Rack	136
Wall Coat Rack	136

FREESTANDING PANELS

Freestanding Acoustic Panels	137
------------------------------------	-----

Dormitory/Institutional Furniture

BEDS

Bed with Folding Legs	139
Dormitory Ladder Strut Pallet Bed	139

BEDDING

Innerspring Mattresses	140
Gatch Mattress	143
Box Spring	143
Densified Polyester Mattress	144
Observation Mattress	144
Clinical/Hospital Mattress	145
Mattress/Pillow Combination	145
Pillows/Pillowcases	145
Sheets	145

Security Furnishings, Cell and Dormitory Type

SECURITY FURNISHINGS

Beds	146
Pillow	147
Cell Block Table	147
Cell Desk	147
Mess Hall Table	147
Observation Cell Pad	148
Observation Smock	148
Observation Cell Wrap	148
Shower Curtains	148
Tamperproof Security Locker	149
Security Locker	150
Storage Cabinet- Compact personal	150
Wall Hung Cabinet	150
Combination Security Storage Cabinet Wardrobe	151
Security Cell Locker	151
Therapy Restart Desk	152

Metal Goods

INDUSTRIAL SHELVING

Open Type	153
Closed Type	155
Ledge Type	156
Lightweight Commercial	156

LOCKERS

Tamperproof Security	149
Full-Length Institutional	158

Two-Tier	160
Box Locker	161
Custom-Made Locker	162
Mail Box Locker	162

Janitorial Supplies

FLOOR CARE

Green Line Floor Care	164
Floor Finish	164
Wax Remover	164
Neutral Floor Cleaner	164
Floor Care - Economy	165
Floor Finish	165
Floor Finish, Buffable	165
Floor Sealer	165
Spraybuff Floor Maintainer	165

CLEANING PRODUCTS

Green Line Cleaning Products	166
Cleaner/Degreaser	166
Glass Cleaner Concentrate	166
Hydrogen Peroxide Cleaner	166
Mold Inhibitor/Deodorizer	166
Glass Cleaner RTU	167
Green Meadow	167
Orange Grove	167
Cleaning Products	168
Germicidal 128	168
Mold and Mildew Remover	168

VEHICLE MAINTENANCE PRODUCTS

Diesel Exhaust Fluid (DEF)	169
Windshield Washer Fluid	169
Vehicle Wash	169

LAUNDRY PRODUCTS

Green Line Liquid Laundry Detergent	170
Green Line Liquid Fabric Softener	170
Oxygen Bleach	171
Liquid Bleach, 12.5%	171

FOOD SERVICE-GRADE PRODUCTS

Heavy Duty Degreaser/Cleaner	172
Lime Scale Remover	173
Pot and Pan Detergent	173
Dishwashing Detergent	173
Fast Drying Rinse Aid	173
Quaternary Sanitizer	173
12½% Liquid Chlorine Bleach	173
Enzymatic Trap Maintainer	173
Enzymatic Cleaner	173

RESTROOM PRODUCTS

Green Line Bathroom Cleaner	174
Toilet and Urinal Cleaner	174
Hydrogen Peroxide Cleaner	174
Hanging Toilet Tablets	175
Deodorizer Tablets	175
Flat Screen with Deodorizer Tablet	175
Flat Screen	175

PERSONAL CARE PRODUCTS

Personal Care Products	175
Free & Clear Hand Soap	175

Free & Clear Foaming Hand Soap	175
Hand Sanitizer	176
Deodorant Bar Soap	176
Liquid Soap	176
Scented Liquid Hand Soap	176
Toilet Bar Soap	176

ACCESSORIES

Hydro Systems Auto Dilution System	177
Applicator Spray Bottles	177
Spare Trigger Spray Tops	177
Hand Pumps for Gallons, Pails and Drums	178
Chemical Security Cabinets	178
Soap Dispensers	178

Signage

ENGRAVED PLASTIC LAMINATE

Award Kits	179
Name Tags	179
Desk Plaque Pyramids	181
Wall Plaques	181
Name Plates	181
Custom Made Engraved Signs	182
Special Symbols	182
Sign Brackets	183

MISCELLANEOUS

Flag Case	183
Book Clock	183

Textiles/Apparel

INSTITUTIONAL APPAREL

Slacks, Men's (Regular & Dress)	184
Jumpsuit, Men's	185
Clicker Coat, Men's	185
Work Shirts	185
Dress Shirts	185
Sweat Shirts	185
Jockey Shorts, Men's	185
Boxer Shorts, Men's	185
Tee Shirts, Men's	186
Thermal Underwear, Men's	186
Pajamas, Men's	186
Skort/Culotte, Female Inmate	187
Blouse, Female Inmate	187
Slacks, Female Inmate (Regular & Dress)	187
Pajamas, Women's	188
Night Gowns	188

MISCELLANEOUS

Apron	189
Handkerchief	189
Glove Pouch	189
Polyester Knit Utility Bags	189
Socks	189

SPECIAL APPLICATION GARMENTS

Knee Length Lab Coats	190
Staff Lab Coats	190
Bathrobes	190
Safety Parka	191
Bed-in-a-Bag	191
First Aid Bag	191

Miscellaneous Products

WASTE RECEPTACLES/SUPPLIES

Expanded Metal Wastebasket – NYC Model	192
Expanded Metal Wastebaskets	192
Garbage Cans	192
Perforated Metal Wastebasket	193
Dustpans	193

KEYBOARD TRAYS

Adjustable Keyboard Trays	194
---------------------------------	-----

STEEL FIREPLACE GRILLS

Grill	194
Pipe Supports	194

STEEL FABRICATED PRODUCTS

Crowd Control Barricade	195
Chain Storage Rack	195
Seven Tire Storage Rack	195
Snow Plow Storage	196
Vehicle Ramp	196

PAINT BRUSHES AND ROLLER COVERS

Paint Brushes	196
Paint Roller Covers	197

HIGHWAY SIGNS

Highway Signs	197
---------------------	-----

Services/Trades

PRINTING SERVICES

Printing Services	198
-------------------------	-----

FOUNDRY

Foundry	201
---------------	-----

ABATEMENT SERVICES

Abatement Services	202
--------------------------	-----

OTHER

Index	203
Engraved Signage Order Form	205

GENERAL INFORMATION, TERMS AND CONDITIONS OF SALE

PRICING

- This price list supersedes all previous lists.
- These prices are subject to change without notice, and some products and delivery services may involve additional charges. To avoid delays and misunderstandings, you may wish to confirm prices by calling Customer Service at 518- or 800-436-6321 Extension 2620 from 8 a.m. to 4 p.m. on any business day.
- Discounts from these prices may be granted based on volume and/or other extraordinary circumstances. Contact your Corcraft Sales Representative to see if your order qualifies.
- Corcraft prices, to the best of our knowledge, represent fair market value when compared to similar products available commercially. Corcraft reviews prices in this context regularly.

PAYMENT

Terms of Payment are **NET 30 DAYS**.

Credit Card Payments are accepted and encouraged from New York City, local governments, public schools, selected not for profits and other qualified buyers. Credit card payments are accepted from NYS agencies according to their own agency's purchasing guidelines. Corcraft accepts only VISA and MasterCard.

Electronic Payments are accepted from NYS agencies pursuant to OSC Accounting Bulletin A-591 "Payments to Department of Corrections and Community Supervision" issued May 20, 2008. It states: Effective immediately, all payments to Correctional Industries from NYS Agencies will be made electronically.

Past due accounts may be suspended and/or referred to the NYS Office of the Attorney General's Civil Recoveries Bureau for collection.

SHIPPING, HANDLING AND DELIVERY SERVICES

Shipping and handling is **free** for orders over **\$250.00** going to a single delivery location within New York State. For orders of less than \$250.00 per location, see the chart opposite for shipping and handling charges. These charges also appear on the individual product pages.

Inside Delivered and Inside & Set-In-Use

Prices shown include carrying the product up two flights of stairs from the building threshold (4-15 steps = 1 flight).

If you need product moved up additional flights, additional charges apply, depending upon the item delivered. Each additional flight will result in a charge of \$2.00 per step per item, and must be included on your purchase order.

Please contact us at 800-436-6321, ext. 2424 for additional information.

For overnight or express delivery on any size order, additional charges will apply. Please contact our Shipping Department at 800- or 518-436-6321 Ext. 2424 for more details.

Out of state shipping charges are based on standard common carrier freight rates for the level of service desired. Please contact our Shipping Department at 800- or 518-436-6321 Ext. 2424 for more details.

Corcraft offers the following delivery services:

- ✓ **Customer Dock Delivery.** Your shipment is placed on your shipping dock.
- ✓ **Customer Inside Delivery to place of use at time of initial delivery (but not unpacked or set up).** In addition to dock delivery, extra charges are applicable depending on the product and special delivery conditions as noted throughout this price guide.
- ✓ **Inside delivery & Set in Use** – means delivered to place of use, uncrated, set in place, and crating/packaging removed. In addition to dock delivery, extra charges are applicable as noted in this price guide. This service does not apply to products where there is significant assembly required, for example, industrial shelving or installed lockers. Charges for assembly or installation services are noted on the applicable product pages of this guide, and may require separate proposals.

Orders per shipping location for less than the minimum shown will be charged a shipping & handling fee as shown below. **Such shipping charges must be shown separately on your purchase order. Failure to do this will delay your order.**

Product Line	Min Order for Free Shipping	Shipping & Handling Fee
Replacement Keys	\$25.00	\$5.00
Engraved Signage	\$25.00	\$10.00
Janitorial/Laundry/Personal Care	\$250.00	\$10.00
Textiles & Apparel	\$250.00	\$10.00
Highway & Street Signs	\$250.00	\$10.00
Grill Pipe Supports	\$250.00	\$10.00
License Plates, non-DMV orders	\$250.00	\$10.00
Wastebaskets, Dustpans	\$250.00	\$10.00
Bulletin Boards	\$250.00	\$10.00
Furniture & all other Products	\$250.00	\$25.00

- Some products present special delivery problems, including products over 250 pounds or 96 inches in any direction. This is especially true with passenger elevators – or if no elevators – are involved for deliveries above a ground level floor. These conditions must be noted as special instructions on your purchase order and may involve charges over and above listed prices.
- Some products may be shipped UPS depending on weight and size at our discretion. UPS is dock delivery only.
- All weights in this guide are approximate.
- **Before accepting delivery, you must examine the shipment carefully, starting with the packaging. You must file a claim immediately on discovery.** Advice on how to file a claim is available from our Customer Service at 518- or 800-436-6321 Extension 2620 from 8 a.m. to 4 p.m. on any business day.
- **Receiving personnel who sign Corcraft shipping documents are confirming acceptance of the items and quantities shipped on the order on your organization's behalf.**

STORAGE

If you cannot take delivery of finished product for at least 45 days after our agreed upon delivery date, Corcraft needs to store the product for you. Storage charge is \$127.50 per week per 42-foot trailer (336 sq. ft.)



Stock Plan Products

Corcraft's stock plan enables shipment of our most popular products in the most popular fabric colors and other color selections with shorter lead times – a customer benefit. Corcraft accomplishes this by maintaining a limited quantity of finished goods in inventory, or maintaining a supply of all necessary parts to build and ship the products quickly.

A "Stock Planned" item is no guarantee of availability. It depends on the timing, number and size of incoming orders. Call Order Services for availability if you have a very short term need for a limited quantity. You can check availability on the Corcraft Web Site. The stock plan items are available ONLY in the fabrics and/or colors listed in each product section.

Stock Plan and Large Orders

The stock plan is meant to meet short-term need on small orders. Larger orders, for example, for projects, would be manufactured and delivered with typical industry lead times.

CUSTOMER RETURNS and ISSUES

To receive credit for returned items, the conditions below must be met, and any products to be returned must be reported to Corcraft Order Services no later than 14 days from receipt of order.

Efficient and fast resolutions start with having all the facts at hand. Please retain your Corcraft paperwork, especially the Corcraft Packing Slip or Corcraft Acknowledgement letters.

- **Facts we need to have to help resolve issues.** Having the following facts will help assure the fastest resolution to any problem. They are found on the Shipping Papers or Acknowledgement letter.
 - ✓ Original purchase order number
 - ✓ Corcraft shipping order number (starts with "CO...")
 - ✓ Your organization's/agency's account number or code
 - ✓ Any other facts surrounding an event

- **Return of Corcraft product occur for several reasons:**

Damaged during shipment – Customer must file a complaint immediately upon discovery. See above.

Order errors or other non-damage issues. Depending on the circumstances, returned orders that are not Corcraft's fault are subject to restocking charges:

Standard products restocking charges (Stock Plan Items)20%

Nonstandard products or quantities over 10 restocking charges.....up to 50%

Returns must be unused and must be shipped in Corcraft's original packaging and shipped no later than 14 days from receipt of order. Information on return packaging is available from Corcraft Shipping, at 518- or 800-436-6321 Extension 2620 from 8 a.m. to 4 p.m. on any business day.

- **Warranty Issues**

Corcraft has a long-standing tradition of backing our products regardless of formal warranties. Our primary goal is to satisfy you, our customer. We do have formal warranties on all of our products.

If you have questions regarding our formal warranties or if you have a problem with one of our products, please call our Customer Service Unit at 1-800-436-6321, extension 2620.

ORDERING FROM CORCRAFT

- Corcraft **requires a purchase order** or letter signed by an officer of the ordering organization. It must contain all information shown on page 6.
- You will get back from Corcraft an order **Acknowledgment** which has the following information:

- ✓ Ship to address from your PO
- ✓ Sold to (bill to) address from your PO
- ✓ Item code of product
- ✓ Description of product
- ✓ Request & ship dates (when applicable)
- ✓ Quantity
- ✓ Price
- ✓ Order total

The Acknowledgement letter is a critical document, which must be checked in detail to confirm that we have properly entered your order. Retain this document because it has key facts that will help us resolve any problems.

- FAX orders are acceptable, as long as the FAX is marked "This is a FAX Order. No hard copy to follow." If an original order has been sent by mail and a FAX sent also, or if your practice is to follow up a FAX with a mailed hard copy, the order will be duplicated, and is subject to a restocking charge.
- Web orders can be accepted by Corcraft.
- **Email Orders.** Orders may be emailed to Corcraft as long as they have all the information on purchase orders, or a purchase order is attached.

Email to Orders.Corcraft@doccs.ny.gov

- Packing Lists will arrive with the actual delivery – please retain them.

- **Cancelling An Order**

Cancellations of orders must be received in writing by Corcraft Customer Service no later than 10 working days after receipt of order. Orders not cancelled or orders returned from delivery without such a written cancellation are subject to restocking charges.

SPECIAL ORDERS

- The products listed in this guide are commonly available, but Corcraft has the capability of designing and manufacturing variations, or even special products based on quantities, delivery, specifications, etc. See your Corcraft Sales Representative.
- Some replacement parts are available for you to purchase. Please contact Customer Service for instructions and ordering information by calling 518- or 800-436-6321, extension 2620 from 8 a.m. to 4 p.m. on any business day.

SHIPPING INFORMATION

Special shipping instructions could include either a proposed deadline, some specific days for delivery, need for advance notice of delivery, or special circumstances (no elevators, etc.) **With any such request, it is important that Corcraft have the name and phone number, along with special instructions, of person at the Ship To location who will supervise the incoming deliveries and resolve delivery issues, along with special instructions.**

ORDERING INFORMATION

PLACING AN ORDER

Getting your Corcraft product delivered as accurately and promptly as possible requires an accurate purchase order. Please be sure that your order includes:

- Correct item number from this Guide, followed by the fabric color, wood finish, and paint color and number filled in. The item code numbers and color facts appear in each product section.
- A short text description of the item
- Correct price. If you are unsure, call at 518- or 800-436-6321 Extension 2620 from 8 a.m. to 4 p.m. on any business day.
- Name and phone numbers of main contact person who can answer questions about details of the order.
- **Name and phone number of contact person at the Ship To Location who has direct and detailed knowledge of the delivery.** Not having this information has delayed deliveries, and has caused serious problems.

Enter the date here.

Your purchase order number should appear here.

Enter your agency code here.

Corcraft address should appear here.

Enter the phone number and name of a contact person at your agency in case we need to get in touch with you.

The item number and color code of the product(s) you are ordering should appear here. Also put a brief description of the product you are ordering and any information which may be unique to that item.

Any special requests such as inside delivery, 24 hours' notice or requested delivery date should appear in this area. It is very important that you state any special requests clearly in writing so that we may deliver your product(s) in the manner in which you have requested.

PURCHASE ORDER

AC 100 (Rev. 5/98)
23

Orig. Agency Code		Date (MM) / (DD) / (YY)		Vendor: Show On All Bills and Correspondence			
Original Agency		Comptroller's Contract No.		Commodity Group No.		Document No.	
Vendor				Bill To			
Unless Otherwise Indicated, All Prices Are F.O.B. Destination				Ship To (if different than address above)			
Discount Terms % Days		Vendor: Direct Questions To					
Item No.	Description of Material/Service	Quantity	Unit	Price	Amount		
PO Number	Line	Act	Amount	Cost Center Code			Obj.
				Dept.	Cost Center Unit	Vbr.	Yr.

Your agency's billing address should appear here.

Your shipping address if different from your billing address

Enter ordering quantity for each product here.

Enter the unit price for the product you are ordering here.

Enter the total for each particular product being ordered here.

List total order value on purchase order.

Corcraft accepts the following credit cards:



PHONE
(518) 436-6321
(800) 436-6321

FAX
(518) 436-6007
(800) 898-5895

Email orders to: Orders.Corcraft@doccs.ny.gov

ECO VALUE SERIES



ECOMESH



SYNC2





FUTURE
CHAIR



FUTURE CHAIR
W/ HEAD REST

SEATING

SEATING (OFFICE/CONFERENCE)

ECO VALUE SERIES

The ECO Value Series' rugged design combines a waterfall seat, an adjustable lumbar support, pneumatic seat height control, and functional simplicity to provide comfortable ergonomic seating at an appealing price. This line meets the standard as required under ANSI/BIFMA X5.1-2002.

Seat:
19"W x 18"D. High density 3" foam. Waterfall contour seat front.

Back:
Contoured 2" foam with an additional 2" for lumbar support. Foam conforms to California Technical Bulletin 117 for flame retardancy. Outer backrest is injection molded ABS one piece plastic. Sizes: Basic, Task, Stool-Height Chairs: 16"W x 16"H. High Backrest Chair: 19"W x 18"H.

Optional Arms:
Molded polyurethane arm pad adjusts 2" laterally and 3/4" vertically.

Base:
25" star base. Dual-wheel 2" universal casters. Stools lock/brake.

Chair Controls:
Backrest adjusts in excess of 4." Pneumatic seat height adjustment: Basic, Task/High Backrest: 18" to 21½." Stool-Height: 24" to 34." Task and High Backrest models include synchronous lever for infinite seat pitch and tilt. Basic and Stool-Height include lever for infinite setting of backrest tilt.

Stool: Chrome plated tubular steel footring (18"D) that adjusts up to 6."

Standard Fabric Selections

FABRIC: Bangle / Berkeley / Cavalier / Crosscheck / Dapper / Equinox / Foundation / Hewitt / Jubilee / Maze / Meander / Orbit / Perk / Portal / Primary / Princeton / Quattro / Tradition

FAUX LEATHER: Durango / Phoenix

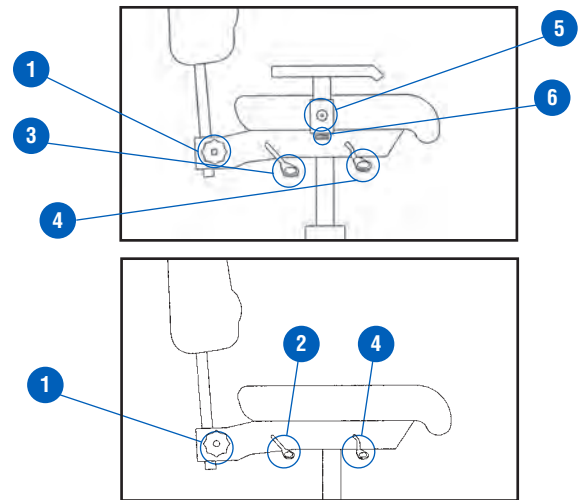
VINYL: Blocks / Colorguard / Marble / Muse / Natural Linen / Willow




Upholstery Upcharge

WOVEN CRYPTON: Oath / Pagoda / Synergy / Yara






Seating Adjustment Controls

- (1) BACKREST HEIGHT ADJUSTMENT KNOB**
Back adjusts up to four inches for proper lumbar support.
- (2) BACKREST ANGLE ADJUSTMENT PADDLE**
Pull-up paddle to lock backrest/lumbar support in position for maximum support.
- (3) BACKREST AND SEAT PITCH ANGLE PADDLE**
Pull-up paddle to adjust backrest and seat pitch.
- (4) PNEUMATIC SEAT-HEIGHT ADJUSTMENT PADDLE**
Pull-up paddle to adjust seat height to desired level.
- (5) ADJUSTABLE ARMS — VERTICAL ADJUSTMENT**
Turn knob for proper armrest height. Adjusts in seven positions and 3/4" vertical range.
- (6) ADJUSTABLE ARMS — LATERAL ADJUSTMENT**
Loosen knob — adjust arms laterally up to 1½" each. Tighten knob at desired arm position.



	DESCRIPTION	Dock Delivered	Inside Delivered	Inside Delivered & Setup
 <p>Stock Item Foundation Sapphire "350004" Foundation Ebony "350006" Foundation Cayenne "350009" Foundation Graphite "350026"</p>	ECO BASIC CHAIR, MEDIUM BACK, ARMLESS 24W X 24 to 29½D X 33 to 39½H Weight 25 lb			<i>Upholstery Upcharge</i>\$10
	ECOBCNA00- _____	145.00	152.25	159.50
 <p>Stock Item See above four fabrics</p>	ECO BASIC CHAIR, MEDIUM BACK, ADJUSTABLE ARMS 25 to 29W X 24 to 29½D X 33 to 39½H Height of seat 18 to 21½ Weight 32.5 lb			<i>Upholstery Upcharge</i>\$10
	ECOBCAA00- _____	168.00	176.40	184.80
 <p>Stock Item See above four fabrics</p>	ECO TASK CHAIR, MEDIUM BACK, ARMLESS 24W X 24 to 31½D X 34½ to 42½H Weight 26 lb			<i>Upholstery Upcharge</i>\$10
	ECOMBNA00- _____	168.00	176.40	184.80

SEATING (OFFICE/CONFERENCE)

DESCRIPTION	Dock Delivered	Inside Delivered	Inside Delivered & Setup
 ECO TASK CHAIR, MEDIUM BACK, ADJUSTABLE ARMS 25 to 29W X 24 to 31½D X 34½ to 42½H Weight 33.5 lb Foundation Sapphire "350004" Foundation Ebony "350006" Foundation Cayenne "350009" Foundation Graphite "350026" ECOMBAA00- _____		<i>Upholstery Upcharge</i>	\$10
	191.00	200.55	210.10
 ECO HIGH BACKREST CHAIR, ARMLESS 24W X 24 to 32D X 37 to 46H Weight 26.5 lb See above four fabrics ECOHBNA00- _____		<i>Upholstery Upcharge</i>	\$10
	191.00	200.55	210.10
 ECO HIGH BACKREST CHAIR, ADJUSTABLE ARMS 25 to 29W X 24 to 32D X 37 to 46H Weight 34 lb See above four fabrics ECOHBA00- _____		<i>Upholstery Upcharge</i>	\$10
	214.00	224.70	235.40
 ECO TASK STOOL-HEIGHT CHAIR, ARMLESS 24W X 24 to 34D X 39 to 54H Weight 28.5 lb See above four fabrics ECOSTNA00- _____		<i>Upholstery Upcharge</i>	\$10
	214.00	224.70	235.40
 ECO TASK STOOL-HEIGHT CHAIR, ADJUSTABLE ARMS 25 to 29W X 24 to 34D X 39 to 54H Weight 36 lb See above four fabrics ECOSTAA00- _____		<i>Upholstery Upcharge</i>	\$10
	231.00	242.55	254.10
ECO ADJUSTABLE ARMS, PAIR (FITS ALL STYLES) ECOARMKIT	55.00		

ECOMESH

ECOMesh is the high-value, low-priced solution for offices that want the benefits of mesh seating with economical prices.


Features

- 2½" high density foam, © Visco memory foam; waterfall design.
- 4-way stretch black breathable upholstery.
- Controls for seat height and synchronous tilt.
- Back is woven mesh, with 4" height adjustment to place the lumbar support.
- Molded polyurethane arms adjustable 1¾" laterally and 3¼" vertically.
- Conforms to Cal 117 for fire retardancy.
- Meets the standard as required under ANSI/BIFMA X5.1-2002.

Dimensions:

- Overall height with back all the way up: 45"
- Overall width: 29"
- Back adjustment height: 4"
- Width outside of arms (range): 24½" - 29"
- Width inside of arms (range): 18½" - 23"
- Width – seat: 19"
- Depth – seat: 19"
- Floor to seat height: 18"-21"

Seating Fabric Selection: Ebony

DESCRIPTION	Dock Delivered	Inside Delivered	Inside Delivered & Setup
 ECOMESH CHAIR Ebony Weight 38 lb ECOMSMBAABLK	231.00	242.55	254.10

SEATING (OFFICE/CONFERENCE)

FUTURE ALL-MESH SEATING

Features:

- Breathable mesh seat and back
- Waterfall-style seat
- Built-in lumbar support
- Adjustable seat and back height
- Adjustable, five-position tilt
- Adjustable tension
- Adjustable arms
- Synchronous knee tilt
- Universal casters
- Optional headrest



Dimensions:

Seat Width: 20"
 Seat Depth: 20½"
 Floor to Seat Height: 20" - 24½"

Seating Fabric Selection: Ebony

Shipping Charges:

The prices shown below are for orders totaling over \$250.00 to one location. See page 4 for details on shipping charges.

	DESCRIPTION	Dock Delivered	Inside Delivered	Inside Delivered & Setup
	FUTURE TASK CHAIR, W/OUT HEADREST Ebony 27W X 20½D X 46½H F54FUTBLK	340.00	357.00	374.00
	FUTURE TASK CHAIR, W/ HEADREST Ebony 27W X 20½D X 53H F54FUTHRBLK	365.00	383.25	401.50

SYNC2 MESH-BACK TASK

This dynamic chair cleverly combines design, clean lines and functionality while offering all the required features.

Features:

- Slender backrest in mesh
- Adjustable lumbar support
- Height- and width-adjustable arms with soft polyurethane pads
- Contoured seat with soft, waterfall edge
- Sliding seat for seat depth adjustment
- Synchronized movement with variable back lock and pneumatic seat height adjustment
- Infinite tension adjustment
- Durable nylon base
- Ebony seat fabric
- Carpet casters


Dimensions:

Floor to seat height range: 16"-21"
 Seat width: 19½"
 Seat depth: 19"
 Weight capacity: 275 lbs

Seating Fabric Selection: Ebony

Shipping Charges:

The prices shown below are for orders totaling over \$250.00 to one location. See page 4 for details on shipping charges.

	DESCRIPTION	Dock Delivered	Inside Delivered	Inside Delivered & Setup
	SYNC2 MESH-BACK TASK Ebony 27½W X 27½D X 38½ to 43½H Weight 45 lbs SYNC2TMLK	295.00	309.75	324.50



SEATING (OFFICE/CONFERENCE)

CXO

Features:


Pneumatic seat height adjustment. Adjustable seat depth. Fully adjustable arms. Synchronous knee tilt. Infinite position tilt back. Tension control. Fully-adjustable Enersorb™ foam lumbar support. Enersorb™ foam seat. Optional adjustable Enersorb™ foam headrest. Meets the standard as required under ANSI/BIFMA X5.1-2002. Carpet casters. Seating fabric is ebony only.

Dimensions: Seat Width: 21" • Seat Dept Range: 2½" • Seat Height: 16" - 21" • Arm Rotation: 30° • Arm Height Adj.: 4½" • Arm Width Adj.: 3½" • Arm Depth Adj.: 4"

	DESCRIPTION	Dock Delivered	Inside Delivered	Inside Delivered & Setup
	<p>CXO HIGH BACK, W/ HEADREST Ebony 26 to 29W X 22 to 24D X 46 to 48H Weight 72 lbs</p> <p>CXOHBLK</p>	715.00	750.75	786.50
	<p>CXO HIGH BACK, NO HEADREST Ebony 26 to 29W X 22 to 24D X 37½ to 42½H Weight 67 lbs</p> <p>CXOHBLK-NH</p>	660.00	693.00	726.00

GXO SIDE CHAIR

Curved back for proper ergonomic support and comfort. ENERSORB™ foam conforms to your body when you sit. Polyurethane arm pads. Waterfall seat design gently slopes away from the legs, minimizing pressure. Dimensions: Seat Height: 18" Seat Width: 20" Seat Depth: 18" Back Width: 20½"

	DESCRIPTION	Dock Delivered	Inside Delivered	Inside Delivered & Setup
	<p>GXO SIDE CHAIR WITH ARMS Ebony 24W X 25D X 35½H Weight 29 lbs</p> <p>GXOSCBLK</p>	345.00	362.25	379.50

SEATING (OFFICE/CONFERENCE)


LXO

Synchro tilt, swivel mechanism with multi-position lock, seat depth adjustment, tension control and pneumatic height adjustment. ENERSORB™ foam conforms to your body when you sit and reverts to its natural form when you get up. Waterfall seat design gently slopes away from the legs, minimizing pressure. Five-prong, heavy-duty nylon base. 2" Mag wheel carpet casters. Dimensions: Seat Height: 17" to 22½" • Seat Width: 19" • Seat Depth: 18½" to 19½" • Back Width: 19" • Back Height: 18"

	DESCRIPTION	Dock Delivered	Inside Delivered	Inside Delivered & Setup
	LXO Ebony 26W X 24D X 36½ to 41H Weight 50 lbs LXOHBBLK	340.00	357.00	374.00


MXO CONFERENCE

MXO offers a gas lift feature that always returns the chair to a uniform height and position. Features: memory-height and position gas lift. Swivel tilt. Height adjustment. ENERSORB™ foam, waterfall seat. Contoured, fixed-height arms. Five-prong, heavy-duty nylon base. 2" Mag wheel carpet casters. Dimensions: Seat Height: 17" to 20" • Seat Width: 19" • Seat Depth: 18½" • Back Width: 19" • Back Height: 18"

	DESCRIPTION	Dock Delivered	Inside Delivered	Inside Delivered & Setup
	MXO Ebony 25W X 24D X 35½ to 38½H Weight 35 lbs MXOWA00BLK	320.00	336.00	352.00

WXO

WXO offers a refined, sleek profile with ergonomic support and comfort. Features: ABLEX mesh back. ENERSORB foam, waterfall seat. Two-position tilt-lock adjustment. Pneumatic height adjustment. Height-adjustable arms with pivoting arm pads. Carpet casters. Dimensions: Seat Height: 16" to 20½" • Seat Width: 20" • Seat Depth: 19½" • Back Width: 20" • Back Height: 19½"

	DESCRIPTION	Dock Delivered	Inside Delivered	Inside Delivered & Setup
	WXO Ebony 26W X 25D X 35¼ to 40H Weight 44 lbs WXOMBBLKC	375.00	393.75	412.50

ITHACA SERIES

Corcraft's Ithaca seating line has become a top choice in office seating. With several models available, upholstered or mesh-back, a variety of arm styles and multiple ergonomic controls, Ithaca brings a sophisticated and contemporary look to your work environment.

The Ultra model comes in mid-back or high-back with optional headrest (high-back only). The stool and guest models are also available with both upholstered and mesh backs.

Seat:

- 20 ½"W (all models)
- Height: 17 ¾"-23" (task chairs)
23 ¼"-31" (stools)
- Constructed of ½" thick, saddle-shaped plywood with 2 ½" molded, high-resilient foam and upholstered with fabric

Base (black only):

Task Chairs: 25" diameter, reinforced nylon

Stools: 27" diameter, reinforced nylon
Sled-Base Guest: 1 ⅛" diameter, 13-gauge steel tubing

Casters (task chairs and stools):

Double 55mm diameter black wheels molded of high-impact thermoplastic housed in a high-impact frame. Available for carpets or hard floors.

Ithaca Back:

Injection-molded plastic board covered with contoured, molded foam and upholstered with fabric. A textured black shroud covers the rear side.

Ithaca Ultra Back:

Nylon with fiberglass-reinforced frame. Back mesh material is polyethylene elastomeric with polyester.

Ithaca Ultra Seat Slider (not available on guest chair):

- Comes standard on Ultra mid-back, high-back and stool models
- Double spring-loaded, side-mounted, easy-to-use control with 3.1" seat depth adjustment range

SEATING (OFFICE/CONFERENCE)

Adjustable 360° Pivot Arms:

- Black molded urethane arm cap pivots 360° and locks in place
- 3" height adjustment, 3" width adjustment

Adjustable "T" Arms:

- Black molded urethane arm cap
- 4.25" height adjustment, 3" width adjustment

Fixed Loop Arms:

- Black molded urethane arm

Adjustable Loop Arms:

- Black molded urethane arm cap
- 2.5" height adjustment, 2" width adjustment

Breakaway "T" Arms:

- 3" height adjustment

Optional Headrest (Ultra High-Back only):

- Black leather
- Adjustable height and angle

Weight Capacity: 400lbs

Standard Fabric Selections

FABRIC

Bangle / Berkeley / Cavalier / Crosscheck / Dapper / Equinox / Foundation / Hewitt / Jubilee / Maze / Meander / Orbit / Perk / Portal / Primary / Princeton / Quattro / Tradition

FAUX LEATHER

Durango / Phoenix

VINYL

Blocks / Colorguard / Marble / Muse / Natural Linen / Willow

Upholstery Upcharge

WOVEN CRYPTON

Oath / Pagoda / Synergy / Yara

Please refer to Corcraft Seating Upholstery Binder for available selections.

***FINISHING YOUR ITHACA ITEM CODE:**

Choice #	Choose the...	Options	Codes to use
1	Fabric	See Corcraft upholstery book for code	
2	Caster (task chairs and stools)	Carpet Soft (for hard floors)	C S

DESCRIPTION	Dock Delivered	Inside Delivered	Inside Delivered & Setup
ITHACA TASK CHAIR, NO ARMS 25W X 18D X 37 to 45H Weight 42 lb ITHNA-* _____	305.00	320.25	335.50
		Upholstery Upcharge.....	\$. 10
ITHACA TASK CHAIR, FIXED LOOP ARMS 25W X 18D X 37 to 45H Weight 51 lb ITHFL-* _____	325.00	341.25	357.50
		Upholstery Upcharge.....	\$.10
ITHACA TASK CHAIR, ADJUSTABLE "T" ARMS 25W X 18D X 37 to 45H Weight 51 lb ITHAA-* _____	375.00	393.75	412.50
		Upholstery Upcharge.....	\$.10
ITHACA TASK CHAIR, ADJUSTABLE LOOP ARMS 25W X 18D X 37 to 45H Weight 51 lb ITHAL-* _____	380.00	399.00	418.00
		Upholstery Upcharge.....	\$.10
ITHACA TASK CHAIR, PIVOT ARMS 25W X 18D X 37 to 45H Weight 51 lb ITHPA-* _____	400.00	420.00	440.00
		Upholstery Upcharge.....	\$.10
ITHACA TASK CHAIR, BREAKAWAY ARMS 25W X 18D X 37 to 45H Weight 51 lb ITHBA-* _____	475.00	498.75	522.50
		Upholstery Upcharge.....	\$.10



SEATING (OFFICE/CONFERENCE)

DESCRIPTION	Dock Delivered	Inside Delivered	Inside Delivered & Setup
ITHACA TASK STOOL, NO ARMS 26W X 18D X 43 1/2 TO 56 1/2H Weight 47 lb			<i>Upholstery Upcharge.....</i> \$10
ITHSTNA-* _____	365.00	383.25	401.50
ITHACA TASK STOOL, FIXED LOOP ARMS 26W X 18D X 43 1/2 TO 56 1/2H Weight 56 lb			<i>Upholstery Upcharge.....</i> \$10
ITHSTFL-* _____	385.00	404.25	423.50
ITHACA TASK STOOL, ADJUSTABLE "T" ARMS 26W X 18D X 43 1/2 TO 56 1/2H Weight 56 lb			<i>Upholstery Upcharge.....</i> \$10
ITHSTAA-* _____	445.00	467.25	489.50
ITHACA TASK STOOL, ADJUSTABLE LOOP ARMS 26W X 18D X 43 1/2 TO 56 1/2H Weight 56 lb			<i>Upholstery Upcharge.....</i> \$10
ITHSTAL-* _____	455.00	477.75	500.50
ITHACA TASK STOOL, PIVOT ARMS 26W X 18D X 43 1/2 TO 56 1/2H Weight 56 lb			<i>Upholstery Upcharge.....</i> \$10
ITHSTPA-* _____	460.00	483.00	506.00
ITHACA GUEST CHAIR, NO ARMS 24W X 18D X 38 1/2H Weight 37 lb			<i>Upholstery Upcharge.....</i> \$10
ITHSCNA-* _____	215.00	225.75	236.50
ITHACA GUEST CHAIR, FIXED LOOP ARMS 24W X 18D X 38 1/2H Weight 46 lb			<i>Upholstery Upcharge.....</i> \$10
ITHSCFL-* _____	281.00	295.05	309.10
ITHACA ULTRA, MID BACK, NO ARMS 26W X 18 to 20 1/2 D X 35 TO 43H Weight 46 lb			<i>Upholstery Upcharge.....</i> \$10
ITHUMBNA-* _____	325.00	341.25	357.50
ITHACA ULTRA, MID BACK, FIXED LOOP ARMS 26W X 18 to 20 1/2 D X 35 TO 43H Weight 54 lb			<i>Upholstery Upcharge.....</i> \$10
ITHUMBFL-* _____	350.00	367.50	385.00
ITHACA ULTRA, MID BACK, ADJUSTABLE "T" ARMS 26W X 18 to 20 1/2 D X 35 TO 43H Weight 54 lb			<i>Upholstery Upcharge.....</i> \$10
ITHUMBAA-* _____	385.00	404.25	423.50







Stock
Item

SEATING (OFFICE/CONFERENCE)

DESCRIPTION	Dock Delivered	Inside Delivered	Inside Delivered & Setup
ITHACA ULTRA, MID BACK, ADJUSTABLE LOOP ARMS Upholstery Upcharge..... \$10 26W X 18 to 20 ½ D X 35 TO 43H Weight 54 lb			
ITHUMBAL-* _____	400.00	420.00	440.00
ITHACA ULTRA, MID BACK, PIVOT ARMS Upholstery Upcharge..... \$10 26W X 18 to 20 ½ D X 35 TO 43H Weight 54 lb			
ITHUMBPA-* _____	415.00	435.75	456.50
ITHACA ULTRA, MID BACK, BREAKAWAY ARMS Upholstery Upcharge..... \$10 26W X 18 to 20 ½ D X 35 TO 43H Weight 54 lb			
ITHUMBBA-* _____	495.00	519.75	544.50
ITHACA ULTRA, HIGH BACK, NO ARMS Upholstery Upcharge..... \$10 26W X 18 to 20 ½ D X 36 ½ TO 41 ½H Weight 54 lb			
ITHUHBNA-* _____	340.00	357.00	374.00
ITHACA ULTRA, HIGH BACK, NO ARMS, HEADREST Upholstery Upcharge..... \$10 26W X 18 to 20 ½ D X 41 ½ TO 48 ½H Weight 62 lb			
ITHUHHNA-* _____	360.00	378.00	396.00
ITHACA ULTRA, HIGH BACK, FIXED LOOP ARMS Upholstery Upcharge..... \$10 26W X 18 to 20 ½ D X 36 ½ TO 41 ½H Weight 62 lb			
ITHUHBFL-* _____	355.00	372.75	390.50
ITHACA ULTRA, HIGH BACK, FXD LP ARMS, HEADREST Upholstery Upcharge..... \$10 26W X 18 to 20 ½ D X 41 ½ TO 48 ½H Weight 62 lb			
ITHUHHFL-* _____	375.00	393.75	412.50
ITHACA ULTRA, HIGH BACK, ADJUSTABLE "T" ARMS Upholstery Upcharge..... \$10 26W X 18 to 20 ½ D X 36 ½ TO 41 ½H Weight 62 lb			
ITHUHBAA-* _____	405.00	425.25	445.50
ITHACA ULTRA, HIGH BACK, ADJ "T" ARMS, HEADREST Upholstery Upcharge..... \$10 26W X 18 to 20 ½ D X 41 ½ TO 48 ½H Weight 62 lb			
ITHUHHAA-* _____	425.00	446.25	467.50
ITHACA ULTRA, HIGH BACK, ADJUSTABLE LOOP ARMS Upholstery Upcharge..... \$10 26W X 18 to 20 ½ D X 36 ½ TO 41 ½H Weight 62 lb			
ITHUHBAL-* _____	410.00	430.50	451.00
ITHACA ULTRA, HIGH BACK, ADJ LOOP ARMS, HEADREST Upholstery Upcharge..... \$10 26W X 18 to 20 ½ D X 41 ½ TO 48 ½H Weight 62 lb			
ITHUHHAL-* _____	430.00	451.50	473.00



SEATING (OFFICE/CONFERENCE)

	DESCRIPTION	Dock Delivered	Inside Delivered	Inside Delivered & Setup
<i>Foundation Ebony "350006"</i> 	ITHACA ULTRA, HIGH BACK, PIVOT ARMS 26W X 18 to 20 ½ D X 36 ½ TO 41 ½ H Weight 62 lb	<i>Upholstery Upcharge.....\$10</i>		
	ITHUHBPA-* _____	465.00	488.25	511.50
<i>Foundation Ebony "350006"</i> 	ITHACA ULTRA, HIGH BACK, PIVOT ARMS, HEADREST 26W X 18 to 20 ½ D X 41 ½ TO 48 ½ H Weight 62 lb	<i>Upholstery Upcharge.....\$10</i>		
	ITHUHHPA-* _____	485.00	509.25	533.50
	ITHACA ULTRA, HIGH BACK, BREAKAWAY ARMS 26W X 18 to 20 ½ D X 36 ½ TO 41 ½ H Weight 62 lb	<i>Upholstery Upcharge.....\$10</i>		
	ITHUHBBA-* _____	525.00	551.25	577.50
	ITHACA ULTRA, HIGH BACK, BRKAWY ARMS, HEADREST 26W X 18 to 20 ½ D X 41 ½ TO 48 ½ H Weight 62 lb	<i>Upholstery Upcharge.....\$10</i>		
	ITHUHHBA-* _____	545.00	572.25	599.50
	ITHACA ULTRA STOOL, NO ARMS 26W X 18 to 20 ½ D X 43 TO 57H Weight 58 lb	<i>Upholstery Upcharge.....\$10</i>		
	ITHUSTNA-* _____	375.00	393.75	412.50
	ITHACA ULTRA STOOL, FIXED LOOP ARMS 26W X 18 to 20 ½ D X 43 TO 57H Weight 66 lb	<i>Upholstery Upcharge.....\$10</i>		
	ITHUSTFL-* _____	400.00	420.00	440.00
	ITHACA ULTRA STOOL, ADJUSTABLE "T" ARMS 26W X 18 to 20 ½ D X 43 TO 57H Weight 66 lb	<i>Upholstery Upcharge.....\$10</i>		
	ITHUSTAA-* _____	455.00	477.75	500.50
	ITHACA ULTRA STOOL, ADJUSTABLE LOOP ARMS 26W X 18 to 20 ½ D X 43 TO 57H Weight 66 lb	<i>Upholstery Upcharge.....\$10</i>		
	ITHUSTAL-* _____	465.00	488.25	511.50
	ITHACA ULTRA STOOL, PIVOT ARMS 26W X 18 to 20 ½ D X 43 TO 57H Weight 66 lb	<i>Upholstery Upcharge.....\$10</i>		
	ITHUSTPA-* _____	470.00	493.50	517.00
	ITHACA ULTRA GUEST CHAIR, NO ARMS 24W X 19D X 40 TO 42H Weight 37 lb	<i>Upholstery Upcharge.....\$10</i>		
	ITHUSCNA-* _____	204.00	214.20	224.40
	ITHACA ULTRA GUEST CHAIR, FIXED LOOP ARMS 24W X 19D X 40 TO 42H Weight 46 lb	<i>Upholstery Upcharge.....\$10</i>		
	ITHUSCFL-* _____	270.00	283.50	297.00



CXO WITH
HEAD REST



GXO SIDE
CHAIR



LX0



MX0



WXO



ITHACA
TASK



ITHACA ULTRA
TASK



ITHACA GUEST



ITHACA ULTRA
GUEST



ITHACA
STOOL



ITHACA ULTRA
STOOL



ITHACA ULTRA
HIGH BACK W/
HEAD REST



BREATHE



BREATHE JR.



ALT3 MESH
TASK



ALT3 MESH
CONFERENCE

SEATING (OFFICE/CONFERENCE)

BREATHE & BREATHE JR.

Features for both:

- Contoured, waterfall seat
- Adjustable height, tilt, tension
- Breathable mesh back
- Adjustable lumbar
- Carpet casters
- Weight capacity is 300lbs

Features for Breathe:

- High-back

- Height- and width-adj. arms
- Aluminum base w/ anti-slip/ scuff protectors
- Optional head rest

Features for Breathe Jr.:

- Mid-back
- Height-adjustable arms
- Nylon base

FABRIC

Bangle / Berkeley / Cavalier / Crosscheck / Dapper / Equinox / Foundation / Hewitt / Jubilee / Maze / Meander / Orbit / Perk / Portal / Primary / Princeton / Quattro / Tradition

FAUX LEATHER




Durango / Phoenix

VINYL

Blocks / Colorguard / Marble / Muse / Natural Linen / Willow

Upholstery Upcharge




WOVEN CRYPTON
Oath / Pagoda / Synergy / Yara

	DESCRIPTION	Dock Delivered	Inside Delivered	Inside Delivered & Setup
	BREATHE, W/OUT HEADREST 27½W X 25D X 41¼ to 44¼H Seat height range: 18 to 21H BREATHE- _____	395.00	414.75	434.50
	BREATHE, W/ HEADREST 27½W X 25D X 47½ to 53½H Seat height range: 18 to 21H BREATHHR- _____	445.00	467.25	489.50
	BREATHE JR. Ebony seat only 27½W X 25D X 37 to 42H Seat height range: 17 to 22H BREATHEJRBLK	245.00	257.25	269.50

ALT3 MESH TASK & CONFERENCE

Task Chair: Black mesh back pocket provides constant contact and support. Height-and width adjustable arms that pivot. Adjustable tilt/tension. Adjustable height and seat depth. Black nylon base. Weight capacity is 300lbs. Optional headrest. Carpet (C) or soft floor (S) casters. *Insert seat fabric and caster choice.

Conference Chair: Auto-return feature returns chair to a uniform height and position. Back mesh pocket provides constant contact and support. Fixed loop arms (black poly). Swivel motion only. Adjustable height. Adjustable tilt. Black nylon base. Weight capacity is 250lbs. Carpet (C) or soft floor (S) casters. *Insert seat fabric and caster choice.

	DESCRIPTION	Dock Delivered	Inside Delivered	Inside Delivered & Setup
	ALT3 MESH TASK CHAIR, W/OUT HEADREST 29W X 26D X 38¾ to 43½H ALTMSAA-* _____	535.00	561.75	588.5
	ALT3 MESH TASK CHAIR, W/ HEADREST 29W X 26D X 38¾ to 43½H ALTMSAAH-* _____	570.00	598.50	627.00
	ALT3 MESH CONFERENCE CHAIR 24W X 24D X 35¼ to 38½H ALTCONAR-* _____	360.00	378.00	396.00

SEATING (OFFICE/CONFERENCE/HEAVY-DUTY)

HEAVY-DUTY SEATING

Pilot XL 24/7

Pilot XL is a heavy-duty, oversized chair that provides ergonomic support for the big and tall person. The seat width (24") provides ample space for the active user who carries holsters, work belts, etc.

- Exceeds ANSI/BIFMA test standards
- Accommodates weight up to 400 pounds, 24 hours/day, 7 days/week
- Ratcheting back height and built-in lumbar support
- Adjustable "T" arms • Adjustable seat slide
- Free-float or infinite lock function • Heavy-duty universal casters

Task chair: • Extra-wide, 27" composite base • Seat height: 18"-23"

Stool: • 32" heavy-duty black painted base • Seat height: 28"-34"

Standard Upholstery Selections

FABRIC

Bangle / Berkeley / Cavalier / Crosscheck / Dapper / Equinox / Foundation / Hewitt / Jubilee / Maze / Meander / Orbit / Perk / Portal / Primary / Princeton / Quattro / Tradition

FAUX LEATHER



Durango / Phoenix

VINYL

Blocks / Colorguard / Marble / Muse / Natural Linen / Willow

Upholstery Upcharge

WOVEN CRYPTON: Oath / Pagoda / Synergy / Yara

	DESCRIPTION	Dock Delivered	Inside Delivered	Inside Delivered & Setup
	PILOT XL 24/7 TASK CHAIR 26 1/2" W X 17 to 19 1/2" D X 43 to 52" H			
	CHR247AA- _____	760.00	798.00	836.00
	PILOT XL 24/7 STOOL 32" W X 17 to 19 1/2" D X 54 to 64 1/2" H			
	PLTXSTAA- _____	800.00	840.00	880.00
			Upholstery Upcharge.....\$10	

Bradley Heavy-Duty

The Bradley chair is a heavy-duty, ergonomic seating solution that provides comfort for people up to 350 pounds.

- Swivel-tilt mechanism seat depth adjustment, pneumatic height adjustment, and tension control
- Built-in lumbar support
- Extra-large back for greater back support
- Seat and back are made from high-density foam
- Waterfall seat design to reduce muscle fatigue and improve circulation
- Extra-large seat with molded foam for added comfort
- Height-adjustable "T" arms
- Outside back and seat shell are made of polypropylene plastic.
- 5-prong, heavy-duty base
- Carpet or soft casters
- ANSI/BIFMA
- Greenguard Approved
- Seat height: 16½-22" • Seat depth: 16½-22" • Seat width: 24½"

*Insert fabric code and "C" for carpet or "S" for soft casters

Standard Upholstery Selections

FABRIC

Bangle / Berkeley / Cavalier / Crosscheck / Dapper / Equinox / Foundation / Hewitt / Jubilee / Maze / Meander / Orbit / Perk / Portal / Primary / Princeton / Quattro / Tradition

FAUX LEATHER

Durango / Phoenix

VINYL

Blocks / Colorguard / Marble / Muse / Natural Linen / Willow


Upholstery Upcharge

WOVEN CRYPTON: Oath / Pagoda / Synergy / Yara

Please refer to Corcraft Seating Upholstery Binder for selections.

Shipping Charges:

The prices shown below are for orders totaling over \$250.00 to one location. See page 4 for details on shipping charges.

	DESCRIPTION	Dock Delivered	Inside Delivered	Inside Delivered & Setup
	BRADLEY CHAIR HIGH-BACK HEAVY-DUTY 26W X 26 to 28D X 40 to 45½ H Weight 46 lb			Upholstery Upcharge.....\$10
	BRADHBAA-* _____	405.00	425.25	445.50

CXO Task Intensive and Heavy-Duty



Features:

Pneumatic seat height adjustment. Adjustable seat depth. Fully adjustable arms. Synchronous knee tilt. Infinite position tilt back. Tension control. Fully-adjustable Enersorb™ foam lumbar support. Enersorb™ foam seat. Optional adjustable Enersorb™ foam headrest. Meets the standard as required under ANSI/BIFMA X5.1-2002. Carpet casters. Seating fabric is ebony only.

Dimensions: Seat Width: 21" • Seat Dept Range: 2½" • Seat Height: 16" - 21" • Arm Rotation: 30° • Arm Height Adj.: 4½" • Arm Width Adj.: 3½" • Arm Depth Adj.: 4"

Task Intensive: Designed for constant use, 3 shifts a day, 365 days per year. Rated for up to 350lbs.

Heavy-Duty: Designed for one standard, 8-hour a day shift. Rated for up to 450lbs.

	DESCRIPTION	Dock Delivered	Inside Delivered	Inside Delivered & Setup
	CXO TASK INTENSIVE HIGH BACK 26 to 29W X 22 to 24D X 46 to 48H			
	CXOTIHBLK (W/ HEADREST)	765.00	803.25	841.50
	CXOTIHBLKNH (NO HEADREST)	715.00	750.75	786.50
	CXO HEAVY-DUTY HIGH BACK 26 to 29W X 22 to 24D X 46 to 48H			
	CXOHDHBLK (W/ HEADREST)	801.00	841.05	881.10
	CXOHDHBLKNH (NO HEADREST)	770.00	808.50	847.00

SEATING (EXECUTIVE)

SAXTON

- ANSI / BIFMA certified
- Adjustable seat height: 17" - 22"
- Adjustable tilt tension control
- Two-inch medium density foam on seat and backrest.
- Loop arms (non adjustable); black only
- Star base with universal casters
- Seat Depth: 17½" Seat Width: 21"

Standard Seating Fabric Selections:

Bangle / Berkeley / Cavalier / Crosscheck / Dapper / Equinox / Foundation / Hewitt / Jubilee / Maze / Meander / Orbit / Perk / Portal / Primary / Princeton / Quattro / Tradition

FAUX LEATHER


Durango / Phoenix

VINYL

Blocks / Colorguard / Marble / Muse / Natural Linen / Willow

Upholstery

WOVEN CRYPTON: Oath / Pagoda / Synergy / Yara

DESCRIPTION	Dock Delivered	Inside Delivered	Inside Delivered & Setup
 <p>SAXTON HIGH BACK OFFICE/CONFERENCE CHAIR Upholstery Upcharge.....\$25 24W X 19D X 41½ to 46H; Seat height 17 - 22 inches Weight 34½ lb</p>			
<p>SAXHBLA-_____</p>	262.00	275.10	288.20



Foundation Ebony "350006"

STORMVILLE EXECUTIVE OFFICE SEATING

Frame: Dowelled hardwoods.

Arm:

- Screwed hardwood, upholstered on Deluxe Executive. Loop Hardwood Oak arms on Hi-Back and Lo-Back available in Light Oak and Dark Oak .

Seat:

- Foam-covered spring foundation on Hi-Back and Lo-Back.
- Deluxe Executive features a foam-covered plywood foundation.

Base:

- Cast aluminum, five star base with brushed chrome finish on Deluxe Executive. Hardwood Oak overlay on Hi-Back and Lo-Back five star base—available in Light Oak, Dark Oak, and Medium Red Cherry finish.

Casters:

- Hooded, soft urethane.




Seating Fabric Selections:

Standard Selections

FABRIC

Bangle / Berkeley / Cavalier / Crosscheck / Dapper / Equinox / Foundation / Hewitt / Jubilee / Maze / Meander / Orbit / Perk / Portal / Primary / Princeton / Quattro / Tradition

Please refer to Corcraft Upholstery Binder for available selections. **Cannot be made in Vinyl, Faux Leather, or Woven Crypton fabrics.**

DESCRIPTION	Dock Delivered	Inside Delivered	Inside Delivered & Setup
 <p>DELUXE EXECUTIVE SWIVEL/TILT Upholstery Upcharge.....\$60 26½W X 32½D X 44H Weight 80 lb</p>			
<p>F02-283300-_____</p>	505.00	530.25	555.50
 <p>HI-BACK SWIVEL/TILT Upholstery Upcharge.....\$35 26W X 33D X 44H Weight 60 lb</p>			
<p>DK OAK F02-2840WN-_____ LT OAK F02-2840KN-_____ MED RED CHERRY F02-2840MN-_____</p>	355.00	372.75	390.50
 <p>LO-BACK SWIVEL/TILT Upholstery Upcharge.....\$25 26W X 30D X 34H Weight 41 lb</p>			
<p>DK OAK F02-2841WN-_____ LT OAK F02-2841KN-_____ MED RED CHERRY F02-2841MN-_____</p>	270.00	283.50	297.00



SCURRY
STOOL



PILOT XL TASK



PILOT XL
STOOL



BRADLEY
HEAVY-DUTY

CX0 TI



CX0 HD



CAYUGA AND SHERWOOD

This product line meets the standard as required under ANSI/BIFMA X5.1-1993.

Species: Oak

Finishes: Dark Oak, Light Oak, and Medium Red Cherry

Exterior Frame:

- Mortise and tenon joinery method.

Interior Frame:

- Foam on plycurve foundation for both seats and backs.

Glides:

- Flat plated steel glides included.

Seat:

- Height 18" from floor.

Seating Fabric Selections:

Standard Selections

FABRIC

Bangle / Berkeley / Cavalier / Crosscheck / Dapper / Equinox / Foundation / Hewitt / Jubilee / Maze / Meander / Orbit / Perk / Portal / Primary / Princeton / Quattro / Tradition

FAUX LEATHER

Durango / Phoenix

VINYL

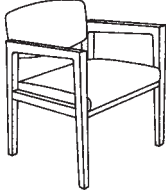
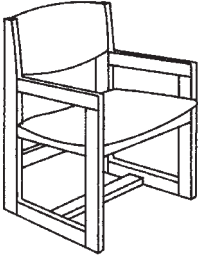
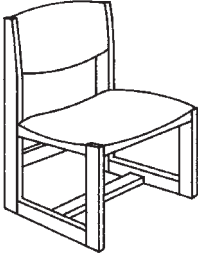
Blocks / Colorguard / Marble / Muse / Natural Linen / Willow

Upholstery Upcharge

WOVEN CRYPTON: Oath / Pagoda / Synergy / Yara

Please refer to Corcraft Seating Upholstery Binder for selections.

Note: Indicate your fabric and color choice by including the color code in the space provided to the right of the item code.

	DESCRIPTION	Dock Delivered	Inside Delivered	Inside Delivered & Setup
	CAYUGA CONFERENCE CHAIR 22½W X 22D X 28H Weight 30 lb			Upholstery Upcharge.....\$10
	WOVEN			
	LT OAK F02-2824K0-_____	165.00	173.25	181.50
	DK OAK F02-2824W0-_____			
	MRC F02-2824M0-_____			
	VINYL			
	LT OAK F02-2822K0-_____	165.00	173.25	181.50
	DK OAK F02-2822W0-_____			
	MRC F02-2822M0-_____			
		SHERWOOD ARM CHAIR 22W X 20½D X 30½H Weight 25 lb		
WOVEN				
LT OAK F02-1832KA-_____		163.00	171.15	179.30
DK OAK F02-1832WA-_____				
MRC F02-1832MA-_____				
VINYL				
LT OAK F02-1830KA-_____		163.00	171.15	179.30
DK OAK F02-1830WA-_____				
MRC F02-1830MA-_____				
		SHERWOOD SIDE CHAIR, ARMLESS 22W X 20½D X 31H Weight 25 lb		
	WOVEN			
	LT OAK F02-1832K0-_____	156.00	163.80	171.60
	DK OAK F02-1832W0-_____			
	MRC F02-1832M0-_____			
	VINYL			
	LT OAK F02-1830K0-_____	156.00	163.80	171.60
	DK OAK F02-1830W0-_____			
	MRC F02-1830M0-_____			

SEATING (LOUNGE)**ALTA STANDARD FOUR LEG CHAIRS**

This product line meets the standard as required under ANSI/BIFMA X5.1-2002

Frame:

- Round 13 gauge tubular steel legs.
- Powder coated paint, five colors available; also chrome finish.
- Kick-back rear leg style for stability.
- Easily stack.
- Nylon glides.

Seat/Back:

- Back and seat foam cushioned and upholstered.
- Contoured seat to alleviate pressure points under user legs.
- Backrest is compound curved with injection molded polypropylene shroud – same color as selected for frame.
- Seat height 17½”.

Arm Rest:

- Molded thermoplastic.

Frame/Backrest Shroud Colors Available:

Frame/Shroud Color	Designator	To designate the desired Frame/Shroud color, insert the corresponding number in the code position where “” is noted.
Black	0	
Blue Grey	1	
Warm Grey	2	
Sand	3	
Chrome	4	(Chrome Frame will have black shroud)
Cool Grey	5	

Standard Fabric Selections**FABRIC**

Bangle / Berkeley / Cavalier / Crosscheck / Dapper / Equinox / Foundation / Hewitt / Jubilee / Maze / Meander / Orbit / Perk / Portal / Primary / Princeton / Quattro / Tradition

FAUX LEATHER




Durango / Phoenix

VINYL

Blocks / Colorguard / Marble / Muse / Natural Linen / Willow

Upholstery Upcharge

WOVEN CRYPTON: Oath / Pagoda / Synergy / Yara

	DESCRIPTION	Dock Delivered	Inside Delivered	Inside Delivered & Setup
	ALTA STANDARD LEG, ARMLESS 19¾ W X 20¾ D X 31H Weight 15 lb F54-121 * _ - _____	110.00	115.50	121.00
			Upholstery Upcharge.....\$10	
	ALTA STANDARD LEG, W/ARMS 22½ W X 20¾ D X 31H Weight 16 lb F54-122 * _ - _____	127.00	133.35	139.70
			Upholstery Upcharge.....\$10	
	ALTA DOLLY (MAXIMUM CAPACITY 8 CHAIRS – STANDARD LEG CHAIR ONLY) 22¾W X 25½ D Weight 30 lb F54-1200AD	121.00	133.10	145.20

FIXED SEATING – CONVENTIONAL

Commander Series Butcher Block Furniture

Species: Kiln Dried Northern Oak

Finishes: Butcher Block available in Light Oak (K) only.

Exterior Frame:

- Butcher block style frame with cross rails.
- All permanent joints accomplished via mortise and tenon joinery.
- All frame edges are shaped to a radius.

Interior Frame:

- Hardwood frame with heavy gauge spring foundation is used for both seats and backs.
- Seat/Back insert utilizes glued and dowelled joinery.

Seat Back:

- Seat/Back consists of interior seat/back frame enclosed with foam within a staphchek liner and fabric cover.

Tables:

- 1¼" solid oak frame.
- Double dowelled glued joinery.
- High pressure color matching laminate top.
- Stained in light oak only.

Seating Fabric Selections:

Standard Selections

FABRIC

Bangle / Berkeley / Cavalier / Crosscheck / Dapper / Equinox / Foundation / Hewitt / Jubilee / Maze / Meander / Orbit / Perk / Portal / Primary / Princeton / Quattro / Tradition

FAUX LEATHER

Durango / Phoenix

VINYL

Blocks / Colorguard / Marble / Muse / Natural Linen / Willow

Upholstery Upcharge

WOVEN CRYPTON: Oath / Pagoda / Synergy / Yara


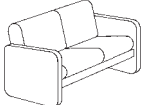
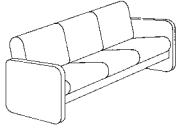
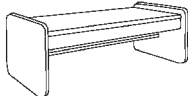
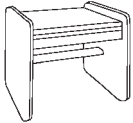
Please refer to Corcraft Seating Upholstery Binder for selections. **Note:** Indicate your fabric and color choice by including the color code in the space provided to the right of the item code.

Shipping Charges:

The prices shown below are for orders totaling over \$250.00 to one location. See page 4 for details on shipping charges.

DELIVERY NOTES

Products over 250 lb and/or products that equal or exceed 96 inches in any direction (conference tables, preassembled shelving, etc.) can present special delivery issues, especially if passenger elevators are involved. Often they do not fit on passenger elevators and may require that a crew use stairs. If this is the case, it must be noted on the purchase order and resolved before entering the Corcraft order.

	DESCRIPTION	Dock Delivered	Inside Delivered	Inside Delivered & Setup
	BUTCHER BLOCK CHAIR 28½ W X 30D X 32H Weight 90 lb CMDCHRBBK-_____			<i>Upholstery Upcharge</i>\$30
		273.00	300.30	327.60
	BUTCHER BLOCK SETTEE 53W X 30D X 32H Weight 120 lb CMDSETBBK-_____			<i>Upholstery Upcharge</i>\$50
		510.00	561.00	612.00
	BUTCHER BLOCK SOFA 78W X 30D X 32H Weight 150 lb CMDSOFBBK-_____			<i>Upholstery Upcharge</i>\$70
		690.00	759.00	828.00
	BUTCHER BLOCK COFFEE TABLE 51½ W X 24¾ D X 17½ H Weight 80 lb CMDTBLCOFBB02	231.00	254.10	277.20
	BUTCHER BLOCK END TABLE 27¾ W X 24¾ D X 22½ H Weight 70 lb CMDTBLENDBB02	214.00	235.40	256.80

SEATING (LOUNGE)

Commander Series Sled Base Furniture

Species: Kiln Dried Northern Oak

Finishes: Sled Base available in Dark Oak (W), Light Oak (K), and Medium Red Cherry (M).

Exterior Frame:

- Sled base style frame with cross rails.
- All permanent joints accomplished via mortise and tenon joinery.
- All frame edges are shaped to a radius.

Interior Frame:

• Hardwood frame with heavy gauge spring foundation is used for both seats and backs.

• Seat/Back insert utilizes glued and dowelled joinery.

Seat Back:

• Seat/Back consists of interior seat/back frame enclosed with foam within a staphchek liner and fabric cover.

Tables:

- 1 1/4" solid oak frame.
- Double dowelled glued joinery.
- High pressure color matching laminate top.
- Stained in light oak, dark oak or medium red che.

Seating Fabric Selections:

Standard Selections

FABRIC

Bangle / Berkeley / Cavalier / Crosscheck / Dapper / Equinox / Foundation / Hewitt / Jubilee / Maze / Meander / Orbit / Perk / Portal / Primary / Princeton / Quattro / Tradition

FAUX LEATHER

Durango / Phoenix

VINYL

Blocks / Colorguard / Marble / Muse / Natural Linen / Willow Upholstery

Upcharge

WOVEN CRYPTON: *Oath / Pagoda / Synergy / Yara*

Please refer to Corcraft Seating Upholstery Binder for selections.


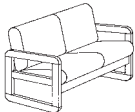
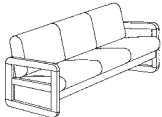
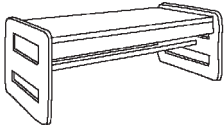
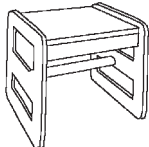
Note: Indicate your fabric and color choice by including the color code in the space provided to the right of the item code.

Shipping Charges:

The prices shown below are for orders totaling over \$250.00 to one location. See page 4 for details on shipping charges.

DELIVERY NOTES

Products over 250 lb and/or products that equal or exceed 96 inches in any direction (conference tables, preassembled shelving, etc.) can present special delivery issues, especially if passenger elevators are involved. Often they do not fit on passenger elevators and may require that a crew use stairs. If this is the case, it must be noted on the purchase order and resolved before entering the Corcraft order.

	DESCRIPTION	Dock Delivered	Inside Delivered	Inside Delivered & Setup
	SLED BASE CHAIR 27 1/2 W X 30 D X 32 H Weight 55 lb CMDCHRSB-_*-_____			Upholstery Upcharge.....\$30 228.00 250.80 273.60
	SLED BASE SETTEE 52 W X 30 D X 32 H Weight 95 lb CMDSETSB-_*-_____			Upholstery Upcharge.....\$50 425.00 467.50 510.00
	SLED BASE SOFA 77 W X 30 D X 32 H Weight 135 lb CMDSOFSB-_*-_____			Upholstery Upcharge.....\$70 575.00 632.50 690.00
	SLED BASE COFFEE TABLE 51 W X 24 3/4 D X 18 H Weight 60 lb DK OAK CMDTBLCOFSB-01 LT OAK CMDTBLCOFSB-02 CHERRY CMDTBLCOFSB-03	214.00	235.40	256.80
	SLED BASE END TABLE 27 1/4 W X 24 3/4 D X 22 1/2 H Weight 50 lb DK OAK CMDTBLENSB-01 LT OAK CMDTBLENSB-02 CHERRY CMDTBLENSB-03	174.00	191.40	208.80

*Note "K" for Light Oak Finish. *Note "W" for Dark Oak Finish. *Note "M" for Medium Red Cherry Finish.

Stormville Series Sled Base Furniture

Species: Kiln Dried Northern Oak

Finishes: Dark Oak, Light Oak, and Medium Red Cherry

Exterior Frame:

- Sled base style oak frame utilizing double dowelled and glued joints.
- Frame and cross rails utilize glue and screwed corner blocks.
- All arm frame edges are radiused with outer arm corners radiused a full 2 1/2 ".

Interior Frame:

- Hardwood interior supports spring foundations for foam and fabric.

Seat:

- Height 18" from floor.

Tables:

- Oak hardwood table frame utilizes dowelled and glued joinery. Surrounds and supports high pressure plastic laminate top.

Seating Fabric Selections:

Standard Selections

FABRIC

Bangle / Berkeley / Cavalier / Crosscheck / Dapper / Equinox / Foundation / Hewitt / Jubilee / Maze / Meander / Orbit / Perk / Portal / Primary / Princeton / Quattro / Tradition

FAUX LEATHER

Durango / Phoenix

VINYL

Blocks / Colorguard / Marble / Muse / Natural Linen / Willow

Upholstery Upcharge



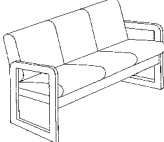
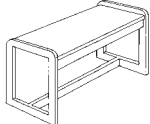
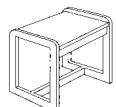
WOVEN CRYPTON: *Oath / Pagoda / Synergy / Yara*

Please refer to Corcraft Seating Upholstery Binder for selections.

Note: Indicate your fabric and color choice by including the color code in the space provided to the right of the item code.

Shipping Charges:

The prices shown below are for orders totaling over \$250.00 to one location. See page 4 for details on shipping charges.

	DESCRIPTION	Dock Delivered	Inside Delivered	Inside Delivered & Setup	
	SLED BASE CHAIR 23½ W X 27½ D X 33H, Weight 45 lb			Upholstery Upcharge.....\$20	
	WOVEN				
	LT OAK	F02-3825KN-_____	190.00	209.00	228.00
	DK OAK	F02-3825WN-_____			
	MED RED CHERRY	F02-3825MN-_____			
	VINYL				
	LT OAK	F02-3825KV-_____	190.00	209.00	228.00
DK OAK	F02-3825WV-_____				
MED RED CHERRY	F02-3825MV-_____				
	SLED BASE SETTEE 44½ W X 24 D X 33H, Weight 80 lb			Upholstery Upcharge.....\$40	
	WOVEN				
	LT OAK	F02-3826KN-_____	355.00	390.50	426.00
	DK OAK	F02-3826WN-_____			
	MED RED CHERRY	F02-3826MN-_____			
	VINYL				
	LT OAK	F02-3826KV-_____	355.00	390.50	426.00
DK OAK	F02-3826WV-_____				
MED RED CHERRY	F02-3826MV-_____				
	SLED BASE SOFA 65½ W X 24 D X 33H, Weight 105 lb			Upholstery Upcharge.....\$60	
	WOVEN				
	LT OAK	F02-3827KN-_____	480.00	528.00	576.00
	DK OAK	F02-3827WN-_____			
	MED RED CHERRY	F02-3827MN-_____			
	VINYL				
	LT OAK	F02-3827KV-_____	480.00	528.00	576.00
DK OAK	F02-3827WV-_____				
MED RED CHERRY	F02-3827MV-_____				
	SLED BASE COFFEE TABLE 44½ W X 26 D X 20H, Weight 55 lb				
	LT OAK	F03-3829A0-02	182.00	200.20	218.40
	DK OAK	F03-3829A0-01			
	MED RED CHERRY	F03-3829A0-03			
	SLED BASE END TABLE 23¼ W X 20 D X 26H, Weight 30 lb				
	LT OAK	F03-3828A0-02	154.00	169.40	184.80
	DK OAK	F03-3828A0-01			
	MED RED CHERRY	F03-3828A0-03			

SEATING (LOUNGE)

TARA

Seat is foam filled over foundation and upholstered. Back is foam and dacron filled over webbing and upholstered. Seat Height: 18"

Seat Depth: 18" Arm Height: 26"

Standard Seating Fabric Selections:

FABRIC

Bangle / Berkeley / Cavalier / Crosscheck / Dapper / Equinox / Foundation / Hewitt / Jubilee / Maze / Meander / Orbit / Perk / Portal / Primary / Princeton / Quattro / Tradition


FAUX LEATHER
Durango / Phoenix

VINYL
Blocks / Colorguard / Marble / Muse / Natural Linen / Willow

Upholstery Upcharge


WOVEN CRYPTON: Oath / Pagoda / Synergy / Yara

Refer to Corcraft Upholstery Binder for available selections. Indicate fabric choice by including the code in the space to the right of the item code.

	DESCRIPTION	Dock Delivered	Inside Delivered	Inside Delivered & Setup
	TARA SEATING 22½ W X 26¾ D X 33½ H Weight 28 lb			Upholstery Upcharge.....\$ 20
	F55-TARAM- _____ Cherry Stain	425.00	446.25	467.50
	F55-TARAW- _____ Walnut Stain	425.00	446.25	467.50

ASHLEY SEATING

An elegant chair that features an open-arm and delicate detailing. Seat is foam filled over foundation and upholstered. Back is foam filled over semi-flexible foundation and upholstered. Seat Height: 18½" Seat Depth: 18½" Arm Height: 26¾" **Standard Seating Fabric Selections: Please see above.**

	DESCRIPTION	Dock Delivered	Inside Delivered	Inside Delivered & Setup
	ASHLEY SEATING 22½ W X 25 D X 32¾ H Weight 31 lb			Upholstery Upcharge.....\$ 20
	F55-ASHM- _____ Cherry Stain	455.00	477.75	500.50
	F55-ASHW- _____ Walnut Stain	455.00	477.75	500.50

SEATING (CLASSROOM/EDUCATIONAL)

STACKING CHAIRS/STUDENT DESKS/MISCELLANEOUS SEATING

Cornell

Frame:

- 7/16" nickel chrome steel rod in arm and armless frames. Polyethylene non-marring. Floor glides and security frame standard.

Seat/Back:

- Molded polypropylene detached seats and backs are standard.
- Seat height 18" from floor.

Options:


- Chairs can be equipped with mar-resistant ganging glides.
- Tablet arms may be ordered separately and easily installed in the field.
- Tablet arms will not fit chairs with arms.
- Bookracks are sold and shipped separately.

Polypropylene Selections:

Flannel FN	Sand..... SA	Chocolate CT
Nordic ND	Nemo NE	Grass GreenGN
Warm Gray WG	Purple Haze..... PH	Zesty LimeZL
BlackBL	Splash..... SH	Surfs Up SP
Blue Gray BG	Misty Brown.... MY	Cool GreyCG
Rubber Ducky... RK	Light Tone LG	
Wet Sand..... WS	Cayenne..... CY	

Shipping Charges:

The prices shown below are for orders totaling over \$250.00 to one location. See page 4 for details on shipping charges.


	DESCRIPTION	Dock Delivered	Inside Delivered	Inside Delivered & Setup
	CORNELL STACKER, POLYPROPYLENE 19W X 21¼ D X 32½ H Weight 17 lb			
	F54-10250- ___	60.50	66.55	72.60
	With Ganging Glides			
	F54-1025G- ___	62.25	68.48	74.70


Tablet Arm:

- Tablet arm swings up for easy access.
- Easily removable for convenient storage.
- Left hand tablet arm is available. Add "LH" at the end of your item code.
- Optional bookracks are sold and shipped separately.

- Tablet arm must be removed in order to stack chairs.
- Tablet dimensions 21" Long X 12" Wide X 3½" Wide

Putty is the standard color for the tablet arm. Please contact your Corcraft sales representative for other available colors.

	DESCRIPTION	Dock Delivered	Inside Delivered	Inside Delivered & Setup
	CORNELL STACKER, POLYPROPYLENE W/TABLET ARM 21¾W X 20½ D X 32¼ H Weight 26 lb			
	F54-10260- _____	115.00	126.50	138.00
	With Ganging Glides			
	F54-1026G- _____	117.00	128.70	140.40

	STACKING CHAIR DOLLY (MAXIMUM CAPACITY 35 CHAIRS)* 22¾W X 25½D, Weight 30 lb			
	F54-1025CD	121.00	133.10	145.20
	<i>*Maximum capacity with arms is 15 chairs.</i>			

	OPTIONAL BOOKRACK 17W X 15D, Weight 3 lb			
	PMXBCH	21.00	31.00	41.00

SEATING (CLASSROOM/EDUCATIONAL)

	DESCRIPTION	Dock Delivered	Inside Delivered	Inside Delivered & Setup
	DAKOTA CHAIR, W/TABLET ARM RIGHT-HAND, BEIGE NEBULA FABRIC/CUSHIONED SEAT AND BACK INSERT 19½ W X 17¼ D X 32¼ H 25 lb F54-DK-3 - - - -			<i>Upholstery Upcharge.....</i> \$10 206.00 226.60 247.20
	DAKOTA CHAIR, W/TABLET ARM RIGHT-HAND, GRAPHITE NEBULA FABRIC/CUSHIONED SEAT AND BACK INSERT 19½ W X 17¼ D X 32¼ H 25 lb F54-DK-5 - - - -			<i>Upholstery Upcharge.....</i> \$10 206.00 226.60 247.20
	DAKOTA CHAIR, W/TABLET ARM LEFT-HAND, BEIGE NEBULA FABRIC/CUSHIONED SEAT AND BACK INSERT 19½ W X 17¼ D X 32¼ H 25 lb F54-DK-4 - - - -			<i>Upholstery Upcharge.....</i> \$10 206.00 226.60 247.20
	DAKOTA CHAIR, W/TABLET ARM LEFT-HAND, GRAPHITE NEBULA FABRIC/CUSHIONED SEAT AND BACK INSERT 19½ W X 17¼ D X 32¼ H 25 lb F54-DK-6 - - - -			<i>Upholstery Upcharge.....</i> \$10 206.00 226.60 247.20
	STACKING CHAIR DOLLY* Weight 30 lb F54-1025CD	121.00	133.10	145.20
	*Maximum capacity of chairs with arms is 15 or 22 fabric/cushioned chairs.			
	OPTIONAL BOOKRACK 17W X 15D Weight 3 lb PMXBCH	21.00	31.00	41.00

SEATING (CLASSROOM/EDUCATIONAL)**STRIVE SEATING LINE****TYPE – (2)**

Add these numbers for the desired type to complete the code:

- 1 = Nesting chair
- 2 = Stacking chair (4-leg)
- 3 = Stacking chair (sled base)
- 4 = Stacking chair (with casters)
- 5 = Task chair
- 6 = Task stool
- 7 = Cafe stool (24")
- 8 = Cafe stool (30")

ARMS – (3)

Add these numbers for the desired type to complete the code:

- 1 = No arms
- 2 = Loop arms
- 3 = Cantilever arms
- 4 = Adjustable "T" arms

FRAME COLOR – (4 & 5)

Add these numbers for the desired frame color to complete the code:

- | | |
|-----------------|--------------------------------|
| 00 = Black | 11 = Chocolate |
| 01 = Blue Grey | 12 = Misty Brown |
| 02 = Warm Grey | 13 = Nemo |
| 03 = Sand | 14 = Rubber Ducky |
| 04 = Chrome | 15 = Zesty Lime |
| 05 = Flannel | 16 = Green Grass |
| 06 = Nordic | 17 = Surfs Up |
| 07 = Wet Sand | 18 = Purple Haze |
| 08 = Light Tone | 19 = Starlight Silver Metallic |
| 09 = Cayenne | 20 = Cool Grey |
| 10 = Splash | |

S- - - - -
 2 3 4 5 6 7 8 9-14 15

BACK/SEAT – (6)

Add these numbers for the desired type to complete the code:

- P = Poly back/seat
- S = Upholstered seat/poly back
- B = Upholstered back/seat (*not available on nesting chairs*)

COLOR OPTIONS- FABRIC SEAT AND BACK SELECTIONS (9 - 14)**Standard Selections****FABRIC**

Bangle / Berkeley / Cavalier / Crosscheck / Dapper / Equinox / Foundation / Hewitt / Jubilee / Maze / Meander / Orbit / Perk / Portal / Primary / Princeton / Quattro / Tradition

FAUX LEATHER

Durango / Phoenix

VINYL

Blocks / Colorguard / Marble / Muse / Natural Linen / Willow

Upholstery Upcharge

WOVEN CRYPTON: Oath / Pagoda / Synergy / Yara

Please refer to Corcraft Seating Upholstery Selection for selections and codes.

COLOR OPTIONS: POLYPROPYLENE SEAT AND BACK SELECTIONS (7 & 8)

Add these letters for the desired color to complete the code:

- | | | |
|--------------------|---------------------|---------------------|
| Flannel..... FN | Sand..... SA | Chocolate CT |
| Nordic..... ND | Nemo NE | Green Grass..... GN |
| Warm Gray..... WG | Purple Haze..... PH | Zesty Lime ZL |
| Black..... BL | Splash..... SH | Surfs Up SP |
| Blue Gray..... GR | Misty Brown.... MY | Wet Sand WS |
| Rubber Ducky... RK | Light Tone..... LT | Cayenne..... CY |
| | | Cool Grey..... CG |

CASTERS/GLIDES– (15)

Add these numbers for the desired type to complete the code:

- S = Soft casters (*nesting, stacking caster, task, stools*)
- C = Carpet casters (*nesting, stacking caster, task, stools*)
- G = Nylon glides (*nesting*)
- 1 = 4 legs, metal glides (*stacking 4-leg, cafe stools*)
- 2 = 4 legs, plastic glides (*stacking 4-leg, cafe stools*)
- 3 = Sled-base, metal glides (*stacking sled base*)
- 4 = Sled-base, plastic glides (*stacking sled base*)

Strive Nesting Chairs

Versatile and mobile, Strive Nesting Chairs are ideal for fast-paced learning and training environments. This simple, yet elegant seating is also comfortable enough for conference rooms. Strive nesting combines the convenience of a nesting chair with affordable comfort. The simple flex-back design encourages movement, relaxation, and enhanced circulation. The slats permit flexing. The radiused back conforms to your back. The contoured seat dissipates pressure points. Available with a poly back and either a poly or upholstered seat.

Frame:

- The legs are 1", 13-gauge steel tubing. All frame joints are welded.
- Baked-on electrostatically-applied 30 gloss epoxy powder coating or bright nickel chrome plating.

Seat/Back:

- Seat is two-piece construction of injection-molded polypropylene, reinforced with internal steel channels.

- The seat is available in a poly version or upholstered. For the upholstered version, molded urethane foam (1" depth) is applied to the seat board. Fabric is then upholstered over the foam.
- Backrest is injection-molded polypropylene with integral steel cantilever springs.
- Seat flips up to allow chairs to nest for storage and transport.
- Poly is available in 19 colors.
- Seat height is 16 1/2" (add 1" with upholstery)

Arms:

- Optional cantilever arms. When frame finish is chrome or starlight silver metallic, armcaps match the seat and back color.

Casters:

- Double wheels (60mm) of high-impact thermoplastic. High-impact plastic frame. Casters are always black. Carpet or soft for hard floors.

SEATING (CLASSROOM/EDUCATIONAL)

DESCRIPTION	Dock Delivered	Inside Delivered	Inside Delivered & Setup
 <p>STRIVE NESTING CHAIR NO ARMS, POLY BACK/POLY SEAT 23W X 22³/₄D X 33³/₄H S11_P_000000_</p>		<i>Upholstery Upcharge</i>\$10	
	215.00	225.75	236.50
<p>STRIVE NESTING CHAIR NO ARMS, POLY BACK/UPHOLSTERED SEAT 23W X 22³/₄D X 33³/₄H S11_S_-----</p>	260.00	273.00	286.00
	<hr/>		
 <p>STRIVE NESTING CHAIR CANTILEVER ARMS, POLY BACK/POLY SEAT 23W X 22³/₄D X 33³/₄H S13_P_000000_</p>		<i>Upholstery Upcharge</i>\$10	
	244.00	256.20	268.40
<p>STRIVE NESTING CHAIR CANTILEVER ARMS, POLY BACK/UPHOLSTERED SEAT 23W X 22³/₄D X 33³/₄H S13_S_-----</p>	290.00	304.50	319.00

Strive Stacking Chairs

Strive stacking chairs are available in 4-leg, 4-leg with casters and sled-base variations. Chairs come in all poly, upholstered seat/poly back and upholstered seat/back versions. Multiple arm and leg options are available as well. Optional dolly available for 4-leg and sled-base stacking chairs only (not available for 4-leg caster-base chairs).

Frame:

- Legs are 7/8" O.D. x 13-gauge tubular steel. All frame joints are welded.
- Baked-on electrostatically-applied 30 gloss epoxy powder coating or bright nickel chrome plating.

Seat/Back:

- Injection-molded polypropylene with integral steel cantilever springs.
- Optional upholstered seat: Molded urethane foam is attached to an injection-molded polypropylene seat board, then upholstered.
- Optional upholstered back: 1/2" thick urethane foam is attached to an injection-molded polypropylene back board, then upholstered.
- Poly is available in 19 colors.
- Seat height for 4-leg is 17 1/2," sled base is 17 3/4," 4-leg caster base is 17 3/4" (add 1" with upholstery)

Arms:


- Optional cantilever or loop arms are available. When equipped with arms, the supporting structure is a continuation of the rear leg finished to match the frame color. The armcaps match the frame finish (when frame finish is chrome or starlight silver metallic, armcaps match the seat and back color).

Glides:




Upper and lower ends of leg tubes are capped with polypropylene end caps matching leg color (chrome frames match the seat and back color). Optional glide types are swivel plastic or swivel steel glides. The swivel function allows the bottom of the glide to correctly match un-even floor conditions, resulting in less wear. Plastic glides are available in stone color only. Optional glides for the sled base are co-extruded to provide a softer (non-skid) surface to protect the floor, but do not glide. Available in black plastic glides or stainless steel.

Casters:


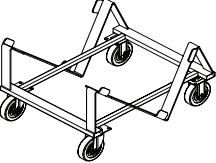


- Casters are double-wheel (60mm) high-impact thermoplastic and are available in black only. Carpet or soft for hard floors.

DESCRIPTION	Dock Delivered	Inside Delivered	Inside Delivered & Setup
 <p>STRIVE 4-LEG STACKING CHAIR NO ARMS, POLY BACK/POLY SEAT 20³/₄ W X 21³/₄ D X 33H S21_P_000000_</p>		<i>Upholstery Upcharge</i>\$10	
	132.00	138.60	145.20
<p>STRIVE 4-LEG STACKING CHAIR NO ARMS, POLY BACK/UPHOLSTERED SEAT 20³/₄ W X 21³/₄ D X 33H S21_S_-----</p>	175.00	183.75	192.50


SEATING (CLASSROOM/EDUCATIONAL)

	DESCRIPTION	Dock Delivered	Inside Delivered	Inside Delivered & Setup
	STRIVE 4-LEG STACKING CHAIR NO ARMS, UPHOLSTERED BACK/SEAT 20¾ W X 21¾ D X 33H S21 _ B _ _ _ _ _			<i>Upholstery Upcharge</i>\$10 220.00 231.00 242.00
	STRIVE 4-LEG STACKING CHAIR CANTILEVER ARMS, POLY BACK/POLY SEAT 25W X 21¾ D X 33H S23 _ P _ 000000 _			<i>Upholstery Upcharge</i>\$10 165.00 173.25 181.50
	STRIVE 4-LEG STACKING CHAIR CANTILEVER ARMS, POLY BACK/UPHOLSTERED SEAT 25W X 21¾ D X 33H S23 _ S _ _ _ _ _			<i>Upholstery Upcharge</i>\$10 190.00 199.50 209.00
	STRIVE 4-LEG STACKING CHAIR CANTILEVER ARMS, UPHOLSTERED BACK/SEAT 25W X 21¾ D X 33H S23 _ B _ _ _ _ _			<i>Upholstery Upcharge</i>\$10 240.00 252.00 264.00
	STRIVE 4-LEG STACKING CHAIR LOOP ARMS, POLY BACK/POLY SEAT 25W X 21¾ D X 33H S22 _ P _ 000000 _			<i>Upholstery Upcharge</i>\$10 171.00 179.55 188.10
	STRIVE 4-LEG STACKING CHAIR LOOP ARMS, POLY BACK/UPHOLSTERED SEAT 25W X 21¾ D X 33H S22 _ S _ _ _ _ _			<i>Upholstery Upcharge</i>\$10 205.00 215.25 225.50
	STRIVE 4-LEG STACKING CHAIR LOOP ARMS, UPHOLSTERED BACK/SEAT 25W X 21¾ D X 33H S22 _ B _ _ _ _ _			<i>Upholstery Upcharge</i>\$10 247.00 259.35 271.70
	STRIVE SLED-BASE STACKING CHAIR NO ARMS, POLY BACK/POLY SEAT 20¾ W X 21¾ D X 33¾ H S31 _ P _ 000000 _			<i>Upholstery Upcharge</i>\$10 160.00 168.00 176.00
	STRIVE SLED-BASE STACKING CHAIR NO ARMS, POLY BACK/UPHOLSTERED SEAT 20¾ W X 21¾ D X 33¾ H S31 _ S _ _ _ _ _			<i>Upholstery Upcharge</i>\$10 195.00 204.75 214.50
	STRIVE SLED-BASE STACKING CHAIR NO ARMS, UPHOLSTERED BACK/SEAT 20¾ W X 21¾ D X 33¾ H S31 _ B _ _ _ _ _			<i>Upholstery Upcharge</i>\$10 235.00 246.75 258.50

SEATING (CLASSROOM/EDUCATIONAL)

	DESCRIPTION	Dock Delivered	Inside Delivered	Inside Delivered & Setup
	STRIVE SLED-BASE STACKING CHAIR CANTILEVER ARMS, POLY BACK/POLY SEAT 25W X 21¼D X 33¼H S33_P_000000_		<i>Upholstery Upcharge</i>\$10	
		190.00	199.50	209.00
	STRIVE SLED-BASE STACKING CHAIR CANTILEVER ARMS, POLY BACK/UPHOLSTERED SEAT 25W X 21¼D X 33¼H S33_S_-----		<i>Upholstery Upcharge</i>\$10	
	255.00	267.75	280.50	
	STRIVE SLED-BASE STACKING CHAIR CANTILEVER ARMS, UPHOLSTERED BACK/SEAT 25W X 21¼D X 33¼H S33_B_-----		<i>Upholstery Upcharge</i>\$10	
	265.00	278.25	291.50	
	STRIVE STACKING CHAIR DOLLY Accommodates both the 4-leg and sled-base stacking chairs with and without arms. Holds up to 15 all-poly chairs and up to 8 upholstered chairs. Black only. STRIVESTCKDOLLY	195.00	204.75	214.50
	STRIVE 4-LEG CASTER-BASE STACKING CHAIR NO ARMS, POLY BACK/POLY SEAT 21¼W X 22½D X 33¼H S41_P_000000_		<i>Upholstery Upcharge</i>\$10	
		150.00	157.50	165.00
	STRIVE 4-LEG CASTER-BASE STACKING CHAIR NO ARMS, POLY BACK/UPHOLSTERED SEAT 21¼W X 22½D X 33¼H S41_S_-----		<i>Upholstery Upcharge</i>\$10	
	185.00	194.25	203.50	
	STRIVE 4-LEG CASTER-BASE STACKING CHAIR NO ARMS, UPHOLSTERED BACK/SEAT 21¼W X 22½D X 33¼H S41_B_-----		<i>Upholstery Upcharge</i>\$10	
	225.00	236.25	247.50	
	STRIVE 4-LEG CASTER-BASE STACKING CHAIR CANTILEVER ARMS, POLY BACK/POLY SEAT 25W X 22½D X 33¼H S43_P_000000_		<i>Upholstery Upcharge</i>\$10	
		180.00	189.00	198.00
	STRIVE 4-LEG CASTER-BASE STACKING CHAIR CANTILEVER ARMS, POLY BACK/UPHOLSTERED SEAT 25W X 22½D X 33¼H S43_S_-----		<i>Upholstery Upcharge</i>\$10	
	212.00	222.60	233.20	
	STRIVE 4-LEG CASTER-BASE STACKING CHAIR CANTILIVER ARMS, UPHOLSTERED BACK/SEAT 25W X 22½D X 33¼H S43_B_-----		<i>Upholstery Upcharge</i>\$10	
	253.00	265.65	278.30	

SEATING (CLASSROOM/EDUCATIONAL)

	DESCRIPTION	Dock Delivered	Inside Delivered	Inside Delivered & Setup
	STRIVE 4-LEG CASTER-BASE STACKING CHAIR LOOP ARMS, POLY BACK/POLY SEAT 25W X 22½ D X 33H¼ S42_P_000000_		<i>Upholstery Upcharge</i>\$10	
		188.00	197.40	206.80
	STRIVE 4-LEG CASTER-BASE STACKING CHAIR LOOP ARMS, POLY BACK/UPHOLSTERED SEAT 25W X 22½ D X 33H¼ S42_S_-----		<i>Upholstery Upcharge</i>\$10	
	220.00	231.00	242.00	
	STRIVE 4-LEG CASTER-BASE STACKING CHAIR LOOP ARMS, UPHOLSTERED BACK/SEAT 25W X 22½ D X 33H¼ S42_B_-----		<i>Upholstery Upcharge</i>\$10	
	262.00	275.10	288.20	

Strive Task Chairs

The Strive task chair's simple, yet elegant style delivers an able task chair solution for corporate interiors, education spaces and healthcare environments. Task stools are ideal for instructor and lab seating or as a seated option for higher work surfaces. Strive's unique slatted design (nothing mechanical) results in a flex back that encourages movement, relaxation and enhanced circulation. Its radiused shape conforms to the user's back for exceptional support, and the contoured seat dissipates pressure points for even greater comfort.

Frame:

- Baked-on electrostatically-applied 30 gloss epoxy powder coat paint.

Seat/Back:

- Injection-molded polypropylene seat and shroud.
- Optional upholstered seat: Molded urethane foam is attached to an injection-molded polypropylene seat board, then upholstered.
- Optional upholstered back: 1/2" thick urethane foam is attached to an injection-molded polypropylene back board, then upholstered.
- Poly is available in 19 colors.
- Seat height for task chair is 17 1/4" to 22 1/4. Stool seat height is 22" to 32 1/2." (add 1" with upholstery)

Arms:

- When equipped with optional cantilever arms, the supporting structure is 7/8" O.D. x 13-gauge tubular steel, welded directly to the seat support structure, and matching the seat and back color. The armcaps are injection-molded glass filled polypropylene, matching the seat and back color.

Base:


- Injection-molded, glass-reinforced nylon 5-blade base (black only). A single control paddle under the seat operates the height-adjusting pneumatic cylinder.

Casters:




- Casters are double-wheel (60mm) high-impact thermoplastic. High-impact plastic frame. Casters are monochromatic with base. Carpet or soft casters for hard floors are offered. Black only.

Task Stool:

- In addition to the standard-height unit described above, a stool-height version is available. Stools are equipped with a pneumatic cylinder, allowing adjustment of seat heights from 22" to 32 1/2." The 18" diameter, adjustable-height foot ring is made of die-cast aluminum with a chrome-plated tubular steel ring and black "spokes." Black bases only.

	DESCRIPTION	Dock Delivered	Inside Delivered	Inside Delivered & Setup
	STRIVE TASK CHAIR NO ARMS, POLY BACK/POLY SEAT 27½ W X 26½ D X 32¾ H to 37¾ H S51_P_000000_		<i>Upholstery Upcharge</i>\$10	
		205.00	215.25	225.50
	STRIVE TASK CHAIR NO ARMS, POLY BACK/UPHOLSTERED SEAT 27½ W X 26½ D X 32¾ H to 37¾ H S51_S_-----		<i>Upholstery Upcharge</i>\$10	
	240.00	252.00	264.00	
	STRIVE TASK CHAIR NO ARMS, UPHOLSTERED BACK/SEAT 27½ W X 26½ D X 32¾ H to 37¾ H S51_B_-----		<i>Upholstery Upcharge</i>\$10	
	280.00	294.00	308.00	

SEATING (CLASSROOM/EDUCATIONAL)

	DESCRIPTION	Dock Delivered	Inside Delivered	Inside Delivered & Setup
	STRIVE TASK CHAIR CANTILEVER ARMS, POLY BACK/POLY SEAT 27½W X 27½D X 32¾H to 37¾H			<i>Upholstery Upcharge</i>\$10
	S53_P_000000_	238.00	249.90	261.80
	STRIVE TASK CHAIR CANTILEVER ARMS, POLY BACK/UPHOLSTERED SEAT 27½W X 27½D X 32¾H to 37¾H			<i>Upholstery Upcharge</i>\$10
	S53_S_-----	273.00	286.65	300.30
	STRIVE TASK CHAIR CANTILEVER ARMS, UPHOLSTERED BACK/SEAT 27½W X 27½D X 32¾H to 37¾H			<i>Upholstery Upcharge</i>\$10
	S53_B_-----	315.00	330.75	346.50
	STRIVE TASK STOOL NO ARMS, POLY BACK/POLY SEAT 27½W X 27½D X 37¾H to 48H			<i>Upholstery Upcharge</i>\$10
	S61_P_000000_	250.00	262.50	275.00
	STRIVE TASK STOOL NO ARMS, POLY BACK/UPHOLSTERED SEAT 27½W X 27½D X 37¾H to 48H			<i>Upholstery Upcharge</i>\$10
	S61_S_-----	285.00	299.25	313.50
	STRIVE TASK STOOL NO ARMS, UPHOLSTERED BACK/SEAT 27½W X 27½D X 37¾H to 48H			<i>Upholstery Upcharge</i>\$10
	S61_B_-----	325.00	341.25	357.50
	STRIVE TASK STOOL CANTILEVER ARMS, POLY BACK/POLY SEAT 27½W X 27½D X 37¾H to 48H			<i>Upholstery Upcharge</i>\$10
	S63_P_000000_	280.00	294.00	308.00
	STRIVE TASK STOOL CANTILEVER ARMS, POLY BACK/UPHOLSTERED SEAT 27½W X 27½D X 37¾H to 48H			<i>Upholstery Upcharge</i>\$10
	S63_S_-----	310.00	325.50	341.00
	STRIVE TASK STOOL CANTILEVER ARMS, UPHOLSTERED BACK/SEAT 27½W X 27½D X 37¾H to 48H			<i>Upholstery Upcharge</i>\$10
	S63_B_-----	355.00	372.75	390.50

SEATING (CLASSROOM/EDUCATIONAL)

Strive Café Stools

Frame:

- Legs are 7/8" O.D. x 13-gauge tubular steel. Cross members are 1" O.D. x 14-gauge tubular steel and 7/16" diameter solid steel.
- Baked-on electrostatically-applied 30 gloss epoxy powder coating or bright nickel chrome plating.
- Equipped with a 1/2" diameter reinforcing foot ring, which is open in the back to allow stacking of armless and cantilever arm stools (up to four).

Seat/Back:

- Injection-molded polypropylene seat and shroud.
- Optional upholstered seat: Molded urethane foam is attached to an injection-molded polypropylene seat board, then upholstered.
- Optional upholstered back: 1/2" thick urethane foam is attached to an injection-molded polypropylene back board, then upholstered.


- Poly is available in 19 colors.
- Seat heights are 24" or 30" (add 1" with upholstery)

Arms:

- Optional cantilever or loop arms are available. When equipped with arms, the supporting structure is a continuation of the rear leg finished to match the frame color. The armcaps are injection-molded glass filled polypropylene matching the frame finish (when frame finish is chrome or starlight silver metallic, armcaps match the seat and back color).

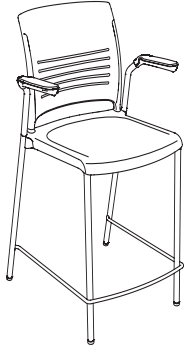
Glides:

- Upper and lower ends of legs are capped with polypropylene end caps matching leg color (chrome frames match the seat and back color). Optional glides: poly/nylon/plastic or steel/metal. Plastic glides available in stone color only.



DESCRIPTION	Dock Delivered	Inside Delivered	Inside Delivered & Setup
STRIVE CAFE STOOL, 24" SEAT HEIGHT NO ARMS, POLY BACK/POLY SEAT 25W X 23½D X 39¼H S71__P__000000__			<i>Upholstery Upcharge</i>\$10 180.00 189.00 198.00
STRIVE CAFE STOOL, 24" SEAT HEIGHT NO ARMS, POLY BACK/UPHOLSTERED SEAT 25W X 23½D X 39¼H S71__S_____			<i>Upholstery Upcharge</i>\$10 213.00 223.65 234.30
STRIVE CAFE STOOL, 24" SEAT HEIGHT NO ARMS, UPHOLSTERED BACK/SEAT 25W X 23½D X 39¼H S71__B_____			<i>Upholstery Upcharge</i>\$10 255.00 267.75 280.50
STRIVE CAFE STOOL, 30" SEAT HEIGHT NO ARMS, POLY BACK/POLY SEAT 25W X 25D X 45¼H S81__P__000000__			<i>Upholstery Upcharge</i>\$10 180.00 189.00 198.00
STRIVE CAFE STOOL, 30" SEAT HEIGHT NO ARMS, POLY BACK/UPHOLSTERED SEAT 25W X 25D X 45¼H S81__S_____			<i>Upholstery Upcharge</i>\$10 213.00 223.65 234.30
STRIVE CAFE STOOL, 30" SEAT HEIGHT NO ARMS, UPHOLSTERED BACK/SEAT 25W X 25D X 45¼H S81__B_____			<i>Upholstery Upcharge</i>\$10 255.00 267.75 280.50
STRIVE CAFE STOOL, 24" SEAT HEIGHT CANTILEVER ARMS, POLY BACK/POLY SEAT 25W X 23½D X 39¼H S73__P__000000__			<i>Upholstery Upcharge</i>\$10 210.00 220.50 231.00
STRIVE CAFE STOOL, 24" SEAT HEIGHT CANTILEVER ARMS, POLY BACK/UPHOLSTERED SEAT 25W X 23½D X 39¼H S73__S_____			<i>Upholstery Upcharge</i>\$10 245.00 257.25 269.50

SEATING (CLASSROOM/EDUCATIONAL)



**STRIVE CAFE STOOL, 24" SEAT HEIGHT
CANTILEVER ARMS, UPHOLSTERED BACK/SEAT**
25W X 23½ D X 39¼ H

S73 _ B _ _ _ _ _

Upholstery Upcharge.....**\$10**

285.00 299.25 313.50

**STRIVE CAFE STOOL, 30" SEAT HEIGHT
CANTILEVER ARMS, POLY BACK/POLY SEAT**
25W X 25D X 45¼ H

S83 _ P _ 000000 _

Upholstery Upcharge.....**\$10**

210.00 220.50 231.00

**STRIVE CAFE STOOL, 30" SEAT HEIGHT
CANTILEVER ARMS, POLY BACK/UPHOLSTERED SEAT**
25W X 25D X 45¼ H

S83 _ S _ _ _ _ _

Upholstery Upcharge.....**\$10**


245.00 257.25 269.50

**STRIVE CAFE STOOL, 30" SEAT HEIGHT
CANTILEVER ARMS, UPHOLSTERED BACK/SEAT**
25W X 25D X 45¼ H

S83 _ B _ _ _ _ _

Upholstery Upcharge.....**\$10**

285.00 299.25 313.50



**STRIVE CAFE STOOL, 24" SEAT HEIGHT
LOOP ARMS, POLY BACK/POLY SEAT**
25W X 23½ D X 39¼ H

S72 _ P _ 000000 _

Upholstery Upcharge.....**\$10**

218.00 228.90 239.80

**STRIVE CAFE STOOL, 24" SEAT HEIGHT
LOOP ARMS, POLY BACK/UPHOLSTERED SEAT**
25W X 23½ D X 39¼ H

S72 _ S _ _ _ _ _

Upholstery Upcharge.....**\$10**

255.00 267.75 280.50

**STRIVE CAFE STOOL, 24" SEAT HEIGHT
LOOP ARMS, UPHOLSTERED BACK/SEAT**
25W X 23½ D X 39¼ H

S72 _ B _ _ _ _ _

Upholstery Upcharge.....**\$10**

295.00 309.75 324.50

**STRIVE CAFE STOOL, 30" SEAT HEIGHT
LOOP ARMS, POLY BACK/POLY SEAT**
25W X 25D X 45¼ H

S82 _ P _ 000000 _

Upholstery Upcharge.....**\$10**

218.00 228.90 239.80

**STRIVE CAFE STOOL, 30" SEAT HEIGHT
LOOP ARMS, POLY BACK/UPHOLSTERED SEAT**
25W X 25D X 45¼ H

S82 _ S _ _ _ _ _

Upholstery Upcharge.....**\$10**

255.00 267.75 280.50

**STRIVE CAFE STOOL, 30" SEAT HEIGHT
LOOP ARMS, UPHOLSTERED BACK/SEAT**
25W X 25D X 45¼ H

S82 _ B _ _ _ _ _

Upholstery Upcharge.....**\$10**

295.00 309.75 324.50

SEATING (CLASSROOM/EDUCATIONAL)

NAVIGATOR SEATING GROUP

This product meets or exceeds the standards as required under ANSI/BIFMA X5.1.

Navigator is probably the most versatile of Corcraft's line of side and guest seating for offices, training conferences, and secondary and college classrooms. With numerous options for functionality and appearance, Navigator is useful in a wide range of seating situations. Navigator is an eminently comfortable side chair with sturdy four-leg design, upholstered foam seat, and articulating back with optional upholstered foam. Because of its casters and nesting capability, Navigators are easily moved from room to room as needed.

Features:

- Available with nylon arms, armless or Black right-arm tablet (only)
- Standard upholstered seat in wide range of Corcraft fabrics
- Seat flips up for nesting.
- Easy to use handle molded into back
- Optional upholstered, foam back
- Seat back articulates using unique torsion system
- Standard polypropylene back in 15 colors
- Frame is chrome plated or available in 18 powder coated frame colors
- Available with hard casters (carpet), soft casters (hard floors), or steel glides

BACK STYLE
(sixth position in code)

Add these letters for the desired back style to complete the code:
P = Polypropylene Back
U = Upholstered Back

COLOR OPTIONS: FABRIC SEAT AND BACK SELECTIONS
(ninth through fourteenth positions in code)

Standard Selections
FABRIC
Bangle / Berkeley / Cavalier / Crosscheck / Dapper / Equinox / Foundation / Hewitt / Jubilee / Maze / Meander / Orbit / Perk / Portal / Primary / Princeton / Quattro / Tradition

FAUX LEATHER
Durango / Phoenix

VINYL
Blocks / Colorguard / Marble / Muse / Natural Linen / Willow

Upholstery Upcharge
WOVEN CRYPTON: Oath / Pagoda / Synergy / Yara

GLIDE OR CASTER OPTIONS:
(last position in code)

Add these letters for the desired option to complete the code:
S = Soft Caster (hard surfaces)
C = Hard Caster (carpeted surfaces)

NAV- ○ - ○ - ○ - ○ - ○ - ○ - ○ - ○ - ○

ARM STYLE
(fourth position in code)

Add these numbers for the desired arm style to complete the code:
0 = No Arms
2 = With Arms
5 = Right Tablet

FRAME COLOR
(fifth position in code)

Add these numbers for the desired frame color to complete the code:

0 = Black	E = Nemo	N = Nordic
1 = Blue Grey	W = Wet Sand	S = Splash
2 = Warm Grey	Y = Cayenne	U = Surf's Up
3 = Sand	L = Light Tone	Z = Zesty Lime
4 = Chrome	P = Purple Haze	F = Flannel
5 = Cool Grey	C = Chocolate	
R = Rubber Ducky	M = Misty Brown	

POLYPROPYLENE COLOR OPTIONS: (seventh and eighth positions in code)

Add these letters for the desired color to complete the code:

Flannel..... FN	Sand..... SA	Zesty Lime.....ZL
Nordic.....ND	Nemo.....NE	Surfs Up.....SP
Warm Gray.....WG	Purple Haze.....PH	Wet Sand.....WS
Black.....BL	Cool Grey.....CG	
Blue Gray.....BG	Misty Brown....MY	
Rubber Ducky...RK	Light Tone.....LG	




Here is an example for a Navigator chair, no arms, with chrome frame, black polypropylene, upholstered seat and poly back, 123456 fabric, and steel glides:

Item Code	Arm Style	Frame Color	Back Style	Poly Color	Fabric Selection	Casters/ Glides
NAV-0-4-P-BL-123456-G						

Here is an example for a Navigator chair, with arms, blue grey frame, warm grey polypropylene, upholstered seat and back, 123456 fabric, and carpet casters (hard):

Item Code	Arm Style	Frame Color	Back Style	Poly Color	Fabric Selection	Casters/ Glides
NAV-2-1-U-WG-123456-C						

SEATING (CLASSROOM/EDUCATIONAL)

DESCRIPTION	Dock Delivered	Inside Delivered	Inside Delivered & Setup	
<p>NAVIGATOR CHAIR, NO ARMS Poly Back 23½ W X 24¼ D X 32¼ H 25½ lb NAV-0 - -P - - - - - - - - - - -</p>	<p><i>Upholstery Upcharge</i>.....\$10 206.00</p>	<p>216.30</p>	<p>226.60</p>	
<p>NAVIGATOR CHAIR, WITH ARMS Poly Back 23½ W X 24¼ D X 32¼ H 27 lb NAV-2 - -P - - - - - - - - - - -</p>	<p><i>Upholstery Upcharge</i>.....\$10 219.00</p>	<p>229.95</p>	<p>240.90</p>	
<p>NAVIGATOR CHAIR, TABLET ARM (RIGHT) Poly Back 27W X 31D X 32¼H 36 lb NAV-5 - -P - - - - - - - - - - -</p>	<p><i>Upholstery Upcharge</i>.....\$10 330.00</p>	<p>346.50</p>	<p>363.00</p>	
	<p>NAVIGATOR CHAIR, NO ARMS Upholstered Back 23½ W X 24¼ D X 32¼ H 26½ lb NAV-0 - -U - - - - - - - - - - -</p>	<p><i>Upholstery Upcharge</i>.....\$10 217.00</p>	<p>227.85</p>	<p>238.70</p>
	<p>NAVIGATOR CHAIR, WITH ARMS Upholstered Back 23½ W X 24¼ D X 32¼ H 28 lb NAV-2 - -U - - - - - - - - - - -</p>	<p><i>Upholstery Upcharge</i>.....\$10 231.00</p>	<p>242.55</p>	<p>254.10</p>
	<p>NAVIGATOR CHAIR, TABLET ARM (RIGHT) Upholstered Back 27W X 31D X 32¼H 37 lb NAV-5 - -U - - - - - - - - - - -</p>	<p><i>Upholstery Upcharge</i>.....\$10 345.00</p>	<p>362.25</p>	<p>379.50</p>

SEATING (CLASSROOM/EDUCATIONAL)

Tablet Arm Chair

This product line meets the standard as required under ANSI/BIFMA X5.1-1993.

Frame:

- Chromed 1" tubular 18-gauge steel frame with welded construction.
- Chrome-plated solid steel wire book rack.

Seat/Back:

- 5/8" Mar-resistant melamine.
- Six color selections.
- Seat height 18" from floor.

Tablet Arm:

- 5/8" Mar-resistant melamine surface (color: beige) fastened to tubular steel supports with tamper-resistant hardware. Pencil groove in top surface.



Glides:

- Nylon swivel-type glides are standard. For steel glides, add "SG" to item code; i.e., F54-1014BT12SG.

Melamine Seat and Back Color Selections:

Tablet Arm Chair, Chair Desk, and Sturdy Stack

Beige.....	15	Grey	12
Blue.....	41	Red.....	50
Burgundy	60	Teal	70

	DESCRIPTION	Dock Delivered	Inside Delivered	Inside Delivered & Setup
	Stock Item Beige "15" Blue "41" TABLET ARM CHAIR, RIGHT HAND W/BOOKRACK 26W X 30D X 32¼ H F54-1014BT-__	76.25	86.25	96.25
	WITHOUT BOOKRACK F54-1015BT-__	70.75	80.75	90.75
	TABLET ARM CHAIR, LEFT HAND W/BOOKRACK 26W X 30D X 32¼ H F54-1014BT-__ LH	76.25	86.25	96.25
	WITHOUT BOOKRACK F54-1015BT-__ LH	70.75	80.75	90.75

Multi-Leg Student Desk

This product line meets the standard as required under ANSI/BIFMA X5.1-1993.

- Durable, flexible design fits many classroom needs.
- 16-gauge, 1" chrome-plated steel side and back.
- Legs are 1¼" 16-gauge steel chrome-plated.
- 18" x 24" writing surface with pencil groove (1/8")
- Book rack is chrome-plated, 7mm dia. solid steel wire.
- Seat height is 18"
- Swivel-type nylon, linoleum/tile or steel glides (carpet)


- Thermoplastic seat and back available in six colors:

Beige	(15)	Red	(50)
Blue	(41)	Teal	(70)
Burgundy	(60)		
Grey	(12)		

* Indicates Color Code

Shipping Charges:

The prices shown below are for orders totaling over \$250.00 to one location. See page 4 for details on shipping charges.

	DESCRIPTION	Dock Delivered	Inside Delivered	Inside Delivered & Setup
	MULTI-LEG STUDENT DESK 24W X 36D X 33½ H F54-2011BT- * *	121.00	131.00	141.00
	F54-2011BT- * * SG	121.00	131.00	141.00



SEATING (CLASSROOM/EDUCATIONAL)

Sled-Base Double-Entry Desk

This product line meets or exceeds the standard as required under ANSI/BIFMA.

Frame:

- Base frame is chrome-plated, 11-gauge 1 1/8" steel tubing
- Back frame is chrome-plated, 16-gauge 1" steel tubing
- Book rack is chrome-plated, 7mm dia. solid steel wire

Seat/Back:

- 5/8" Mar-resistant melamine. • Six color selections
- Seat height is 18"
- Students can enter from either side

Tablet Arm:

- 5/8" Mar-resistant melamine (beige) 18" X 24" surface
- Pencil groove in top surface.

Glides:

- Nylon glides are standard. For steel glides, add "SG" to item code.

Melamine Seat and Back Color Selections:

- Beige.....15
- Blue.....41
- Burgundy.....60
- Grey.....12
- Red.....50
- Teal.....70

Shipping Charges:

The prices shown below are for orders totaling over \$250.00 to one location. See page 4 for details on shipping charges.

DESCRIPTION	Dock Delivered	Inside Delivered	Inside Delivered & Setup
 <p>SLED-BASE DOUBLE-ENTRY DESK 24W X 36D X 33 1/2H F54-1011BT-__</p>	96.00	106.00	116.00

DISCONTINUED

SEATING (CLASSROOM/EDUCATIONAL)

Student Study Top Desks

This product line meets or exceeds the standard as required under ANSI/BIFMA.

Frame:





- Chrome-plated, 18-gauge, 1" steel tubing
- Optional book basket is chrome-plated, 7mm dia. solid steel wire
- Swivel-type nylon glides are standard. For steel glides, add "SG" to item code.

Top:

- 5/8" Mar-resistant, beige melamine work surface, 17½"D X 23½"W
- Pencil groove in work surface.

Adjustable Leg Models (F54-1001AL1 and F54-1002AL1):

- Adjustable-height legs are chrome-plated, 7/8," 18-gauge tubing with seven holes for 6" of adjustment via Phillips head screw

	DESCRIPTION	Dock Delivered	Inside Delivered	Inside Delivered & Setup
	STUDENT STUDY TOP DESK 24W X 18D X 30H F54-1001001	53.00	63.00	73.00
	STUDENT STUDY TOP DESK WITH ADJUSTABLE LEGS 24W X 18D X 24 to 30H F54-1001AL1	59.50	69.50	79.50
	STUDENT STUDY TOP DESK W/CHROME WIRE BOOK BASKET 24W X 18D X 30H F54-1002001	69.50	79.50	89.50
	STUDENT STUDY TOP DESK W/CHROME WIRE BOOK BASKET AND ADJUSTABLE LEGS 24W X 18D X 24 to 30H F54-1002AL1	76.00	86.00	96.00

Student Open Front Desk, w/Adjustable Legs

This product line meets or exceeds the standard as required under ANSI/BIFMA.

Frame:


- Chrome-plated, 18-gauge, 1" steel tubing
- Adjustable-height legs are chrome-plated, 7/8," 18-gauge tubing with seven holes for 6" of adjustment via Phillips head screw
- Swivel-type nylon glides are standard. For steel glides, add "SG" to item code.

Top:

- 5/8" Mar-resistant, beige melamine surface (18" X 24")
- Pencil groove in top surface.

Book Box: Rugged 20 gauge steel book box.

- Putty color
- Fastened to melamine top with tamper-resistant hardware.
- 22¼"W X 15¼"D X 5"H.

	DESCRIPTION	Dock Delivered	Inside Delivered	Inside Delivered & Setup
	STUDENT OPEN FRONT DESK, ADJUSTABLE LEGS 24W X 18D X 24 to 30H F54-10030T-21	65.00	75.00	85.00

SEATING (CLASSROOM/EDUCATIONAL)

Sturdy Stack Chair (Stacking)

This product line meets or exceeds the standard as required under ANSI/BIFMA.

Frame:

- Chrome-plated, 18-gauge, 1" steel tubing

Seat/Back:

- 5/8" Mar-resistant melamine attached with tamperproof hardware.
- Six color selections

Glides:

- Swivel-type nylon glides are standard. For steel glides, add "SG" to item code.



***Note:** 14," 16" and 18" chairs can be stacked five (5) at a time on the floor. The 18" chair with book rack cannot be stacked.

Melamine Seat and Back Color Selections:

Tablet Arm Chair, Chair Desk, and Sturdy Stack

Beige.....	15	Red.....	50
Blue.....	41	Teal.....	70
Burgundy.....	60		
Grey.....	12		

Indicate your color choice by including the color code in the spaces provided to the right of the item code.

DESCRIPTION	Dock Delivered	Inside Delivered	Inside Delivered & Setup
 <p>18" STURDY STACK CHAIR 18½ W X 24D X 31H Seat Height 18" Weight 19 lb F54-10180T-__ __</p> <p>Stock Item Beige "15" Blue "41"</p>	52.25	62.25	72.25
<p>18" STURDY CHAIR WITH BOOK RACK* F54-10180TBR-__ __</p>	70.50	80.50	90.50
 <p>16" STURDY STACK CHAIR 17½ W X 19D X 29H Seat Height 16" Weight 18 lb F54-101806-__ __</p> <p>Stock Item Blue "41"</p>	51.00	61.00	71.00
<p>14" STURDY STACK CHAIR 16W X 19D X 27H Seat Height 14" Weight 15 lb F54-101804-__ __</p>	49.75	59.75	69.75

Stacking Chair Dolly for 18" Sturdy Stack Chairs Only

For those organizations with multi-use facility requirements, we offer stacking chair dollies to complement our Sturdy Stack Seating. When the chairs are not in use, they can easily be stored in virtually any available space.

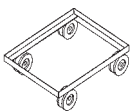
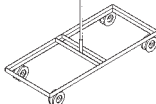
Construction Details:

- Heavy-duty angle and channel iron welded into a frame (color black).
- Tubular steel telescoping pole (on F54-1018DD) to secure Sturdy Stack chairs during movement.
- Telescoping pole (on F54-1018DD) can be quickly removed to permit stacking of dolly frames on each other for minimal storage requirements.

- Equipped with four 5" hard rubber wheels, two rigid, two swivel for easy maneuverability.
- **Available in single stack (8 chairs) and double stack (16 chairs) versions.**

Shipping Charges:

The prices shown below are for orders totaling over \$250.00 to one location. See page 4 for details on shipping charges.

DESCRIPTION	Dock Delivered	Inside Delivered	Inside Delivered & Setup
 <p>STURDY STACK 8 STACK DOLLY 20W X 25D X 7¼H With Chairs 20W X 25D X 71H F54-1018SD</p>	82.00	92.00	102.00
 <p>STURDY STACK 16 STACK DOLLY 20W X 48D X 7¼H With Chairs 19½"W X 48D X 71H F54-1018DD</p>	125.00	135.00	145.00

SEATING (CLASSROOM/EDUCATIONAL)

Student Stool

Ideal for labs and counter top workstations, the Student Stool is built to last, with rugged materials and quality construction.

Seat:

- 12¾" diameter, 5/8" thick thermoplastic, 24" or 18" seat height.

Frame:

- Made from two chrome-plated, 19-gauge, 1" steel tubing leg sections that are crossed and welded to a 7-gauge, 5¾" square plate. A footrest ring made of chrome-plated, 18-gauge, 5/8" steel tubing is welded to each leg.

Glides:

- Swivel-type nylon glides are standard. For steel glides, add "SG" to item code.

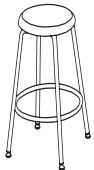
Melamine Seat Color Selections:

Beige.....	15	Red.....	50
Blue.....	41	Teal	70
Burgundy	60		
Grey	12		

Note: Indicate your color choice by including the color code in the spaces provided to the right of the item code.

Shipping Charges:

The prices shown below are for orders totaling over \$250.00 to one location. See page 4 for details on shipping charges.

	DESCRIPTION	Dock Delivered	Inside Delivered	Inside Delivered & Setup
	STUDENT STOOL 12W X 12D X 24½H Weight 40 lb F54-STOOL24- __ __ 12W X 12D X 18H F54-STOOL18- __ __	37.00	47.00	57.00
		37.00	47.00	57.00

DISCONTINUED

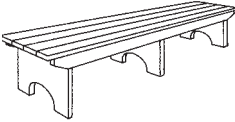
BENCHES

Locker Room Bench – Wood**Finishes:** Natural—02, Walnut—01.**Frame:**

- Wood slat design featuring premium hardwoods.
- Wood apron conceals joint with bench supports.

Shipping Charges:

The prices shown below are for orders totaling over \$250.00 to one location. See page 4 for details on shipping charges.

	DESCRIPTION	Dock Delivered	Inside Delivered	Inside Delivered & Setup
	LOCKER ROOM BENCH – WOOD			
	96W X 12D X 16H, Weight 75 lb F09-1028DZ-___	190.00	209.00	228.00
	72W X 12D X 16H, Weight 65 lb F09-1028CZ-___	150.00	165.00	180.00
	48W X 12D X 16H, Weight 52 lb F09-1028BZ-___	139.00	152.90	166.80

Locker Room Bench – Metal**Features:**

- Electrostatic powder painted steel. Add paint selection at end of code - see Metal Finish and Color Selection Guide at end of this Guide.
- Can be bolted to surface for security
- Available in other sizes - request a quote.

Shipping Charges:

The prices shown below are for orders totaling over \$250.00 to one location. See page 4 for details on shipping charges.


	DESCRIPTION	Dock Delivered	Inside Delivered	Inside Delivered & Setup
	LOCKER ROOM BENCH – METAL			
	60L X 12D X 16H, Weight 100 lb F10-LB601216-___	286.00	314.60	343.20

Court Bench

Solid hardwood bench for guest waiting areas.
Robust construction for heavy usage in public places.
Available in oak, natural finish.

Shipping Charges:

The prices shown below are for orders totaling over \$250.00 to one location. See page 4 for details on shipping charges.

	DESCRIPTION	Dock Delivered	Inside Delivered	Inside Delivered & Setup
	COURT BENCH NO ARMS			
	72L X 18D X 35H, Weight 117 lb COURTBENCHCZN02	655.00	720.50	786.00

Stainless Steel Bench (for heavy-duty usage)

Constructed of rolled stainless steel, this bench is designed for all weather use. It features:

- 10 gauge (heavy duty) stainless steel – no rust or corrosion issues
- Can be bolted to surface for security
- Available in other sizes – request a quote.

Shipping Charges:

The prices shown below are for orders totaling over \$250.00 to one location. See page 4 for details on shipping charges.

	DESCRIPTION	Dock Delivered	Inside Delivered	Inside Delivered & Setup
	STAINLESS STEEL BENCH			
	60L X 14D X 16H, Weight 95 lb F10-BSS601416	420.00	462.00	504.00



CASE GOODS/STORAGE

CASE GOODS/STORAGE (DESKS/CREDENZAS)

ROCKEFELLER LAMINATE DESKS

Desks (Laminated Particleboard)

Laminate: High Pressure Laminate

Finishes: Oak Pattern.....K
Walnut Pattern.....W
Medium Red Cherry Pattern.....M

Panels:

- Tops of 1 1/8" medium density particle board; vertical panels 3/4" particle board
- Full height modesty panel
- All panels edged with PVC molding matched to wood grain

Drawers:

- Rockefeller desks have center drawers except the Receptionist desk
- Matched laminate front with brass drawer handles
- Ball bearing suspension
- Top drawer only locks on the "2 box, 1 file" pedestal.

Pedestals:

- Single pedestal: 2 box, 1 file drawer for single pedestal desks
- Return: 2 box, 1 file drawer for returns (non locking)
- Double Pedestal Desk: Left ped.....3 box drawers
Right ped2 box, 1 file
- No file mechanism

Frame (Receptionist only):






- Steel
- Keyboard trays available in 24" deep return only

DELIVERY NOTES


Products over 250 lb and/or products that equal or exceed 96 inches in any direction (conference tables, preassembled shelving, etc.) can present special delivery issues, especially if passenger elevators are involved. Often they do not fit on passenger elevators and may require that a crew use stairs. If this is the case, it must be noted on the purchase order and resolved before entering the Corcraft order.

Shipping Charges:

The prices shown below are for orders totaling over \$250.00 to one location. See page 4 for details on shipping charges.

	DESCRIPTION	Dock Delivered	Inside Delivered	Inside Delivered & Setup
	DESK, RECEPTIONIST, RIGHT SINGLE PEDESTAL ONLY 30D X 42W X 29 1/2 H F01-3042RO-__	335.00	368.50	402.00
	DESK, LEFT SINGLE PEDESTAL DESK WITH 20 X 44 RIGHT FULL HEIGHT RETURN 30D X 60W X 29 1/2 H F01-3060LR-__	580.00	638.00	696.00
	DESK, RIGHT SINGLE PEDESTAL DESK WITH 20 X 44 LEFT FULL HEIGHT RETURN 30D X 60W X 29 1/2 H F01-3060RL-__	580.00	638.00	696.00
	DESK, DOUBLE PEDESTAL 30D X 60W X 29 1/2 H F01-3060DO-__	480.00	528.00	576.00
	DESK, DOUBLE PEDESTAL 30D X 72W X 29 1/2 H F01-3072DO-__	525.00	577.50	630.00

CASE GOODS/STORAGE (DESKS/CREDENZAS)

	Dock Delivered	Inside Delivered	Inside Delivered & Setup
DESK, LEFT SINGLE PEDESTAL WITH 24 X 48 RIGHT FULL HEIGHT RETURN 30D X 72W X 29½H F01-3072LR-__	700.00	770.00	840.00
DESK, RIGHT SINGLE PEDESTAL WITH 24 X 48 LEFT FULL HEIGHT RETURN 30D X 72W X 29½H F01-3072RL-__	700.00	770.00	840.00
 DESK, DOUBLE PEDESTAL 36D X 72W X 29½H F01-3672DO-__	550.00	605.00	660.00
DESK, LEFT SINGLE PEDESTAL WITH 24 X 48 RIGHT FULL HEIGHT RETURN 36D X 72W X 29½H F01-3672LR-__ __	770.00	847.00	924.00
DESK, RIGHT SINGLE PEDESTAL WITH 24 X 48 LEFT FULL HEIGHT RETURN 36D X 72W X 29½H F01-3672RL-__ __	770.00	847.00	924.00

ROCKEFELLER LAMINATE CREDENZAS

Credenzas (Laminated Particleboard)

Laminate: High Pressure Laminate

Finishes: Walnut Pattern 0W
 Oak Pattern 0K
 Medium Red Cherry Pattern..... 0M

Panels:

- 1½" thickness; top 1½" thickness medium density.
- Top panel edged in PVC vinyl molding (matched to woodgrain).
- 1½" adjustable floor glides on plynth design credenza base.

Bookcase in Credenza:

- Full height with 2 sliding doors.
- Contains 2 adjustable shelves.
- Sliding doors include lock.

Shipping Charges:

The prices shown below are for orders totaling over \$250.00 to one location. See page 4 for details on shipping charges.

 EXECUTIVE CREDENZA 63W X 21½D X 30H Weight 200 lb F05-295000-__ __	320.00	352.00	384.00
 EXECUTIVE CREDENZA 72W X 24D X 30H Weight 220 lb F05-295200-__ __	375.00	412.50	450.00
 EXECUTIVE CREDENZA 78W X 24D X 30H Weight 230 lb F05-295300-__ __	430.00	473.00	516.00

CASE GOODS/STORAGE (TABLES)

ROCKEFELLER LAMINATE OFFICE TABLES

Tables (Laminated Tops/Wood Base)

Laminate: High Pressure Laminate.

Finish: Walnut Pattern—OW, Oak Pattern—OK,
Medium Red Cherry Pattern—OM

Tops:

- High Density Laminated Particleboard with vinyl edge molding.

Construction:

- Office table models feature a hardwood oak frame and apron with tapered square legs.

Assembly:

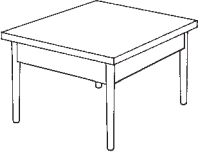
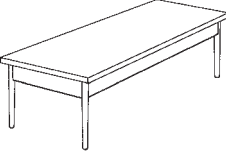
- All tables in this section require assembly.
- All necessary hardware is included.

Shipping Charges:

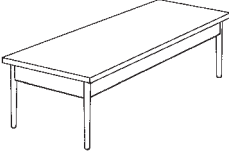
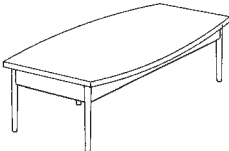
The prices shown below are for orders totaling over \$250.00 to one location. See page 4 for details on shipping charges.

DELIVERY NOTES

Products over 250 lb and/or products that equal or exceed 96 inches in any direction (conference tables, preassembled shelving, etc.) can present special delivery issues, especially if passenger elevators are involved. Often they do not fit on passenger elevators and may require that a crew use stairs. If this is the case, it must be noted on the purchase order and resolved before entering the Corcraft order.

	DESCRIPTION	Dock Delivered	Inside Delivered	Inside Delivered & Setup
	OFFICE TABLE 36W X 30D X 30H Weight 55 lb F03-2810A0- __ __	142.00	156.20	170.40
	OFFICE TABLE 36W X 36D X 30H Weight 65 lb F03-2811A0- __ __	155.00	170.50	186.00
	OFFICE TABLE 48W X 30D X 30H Weight 64 lb F03-2810B0- __ __	155.00	170.50	186.00
	OFFICE TABLE 48W X 36D X 30H Weight 70 lb F03-2811B0- __ __	180.00	198.00	216.00
	OFFICE TABLE 60W X 30D X 30H Weight 75 lb F03-2810C0- __ __	167.00	183.70	200.40
	OFFICE TABLE 60W X 36D X 30H Weight 75 lb F03-2811C0- __ __	192.00	211.20	230.40
	OFFICE TABLE 72W X 30D X 30H Weight 95 lb F03-2810D0- __ __	194.00	213.40	232.80
	OFFICE TABLE 72W X 36D X 30H Weight 110 lb F03-2811D0- __ __	213.00	234.30	255.60

CASE GOODS/STORAGE (TABLES)

	DESCRIPTION	Dock Delivered	Inside Delivered	Inside Delivered & Setup
	OFFICE TABLE 96W X 30D X 30H Weight 120 lb F03-2810E0-__ __	233.00	256.30	279.60
	OFFICE TABLE 96W X 36D X 30H Weight 160 lb F03-2811E0-__ __	258.00	283.80	309.60
	OFFICE TABLE 96W X 48D X 30H Weight 205 lb F03-2814A0-__ __	330.00	363.00	396.00
	OFFICE TABLE, BOAT SHAPE 96W X 48D X 30H Weight 185 lb F03-2814F0-__ __	330.00	363.00	396.00

**SHOP FOR SELECTED ITEMS ON OUR WEBSITE:
WWW.CORCRAFT.ORG**

Corcraft
PRODUCTS

PHONE
 (518) 436-6321
 (800) 436-6321

FAX
 (518) 436-6007
 (800) 898-5895

CASE GOODS/STORAGE (BOOKCASES)

ROCKEFELLER HIGH PRESSURE LAMINATED BOOKCASES

Bookcases (Laminated)

Laminate: High Pressure Laminate.

Finish: Oak Pattern—OK, Walnut Pattern—OW,
Medium Red Cherry Pattern—OM

Panels:

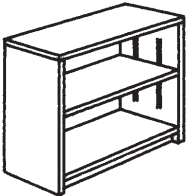


- $\frac{3}{4}$ " high density particleboard side panels used on all models.
- Top panels on 6225/6226 are $1\frac{1}{8}$ ".

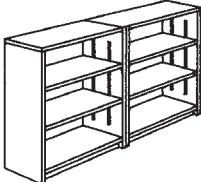
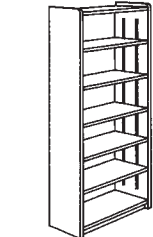
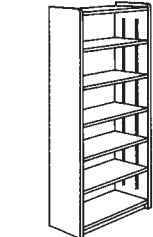
Shelving:

- $\frac{3}{4}$ " high density particleboard used on models with core numbers 6220, 6229, 6221, and 6222.
- $1\frac{1}{8}$ " high density particleboard used on all 84" height models.
- All shelving may be adjusted in $\frac{1}{2}$ " increments except 84" height where middle shelf is fixed for stability.

Shipping Charges:

The prices shown below are for orders totaling over \$250.00 to one location. See page 4 for details on shipping charges.

	DESCRIPTION	Dock Delivered	Inside Delivered	Inside Delivered & Setup
	BOOKCASE LAMINATE W/1 ADJUSTABLE SHELF 36W X 12D X 29H Weight 70 lb F04-6220A0- __ __	154.00	169.40	184.80
	BOOKCASE LAMINATE W/1 ADJUSTABLE SHELF 36W X 12D X 32H Weight 90 lb F04-6229A0- __ __	165.00	181.50	198.00
	BOOKCASE LAMINATE W/2 ADJUSTABLE SHELVES 36W X 12D X 42H Weight 95 lb F04-6221B0- __ __	193.00	212.30	231.60
	BOOKCASE LAMINATE W/3 ADJUSTABLE SHELVES 36W X 12D X 48H Weight 100 lb F04-6229B0- __ __	220.00	242.00	264.00
	BOOKCASE LAMINATE W/3 ADJUSTABLE SHELVES 36W X 12D X 60H Weight 110 lb F04-623000- __ __	275.00	302.50	330.00

DESCRIPTION	Dock Delivered	Inside Delivered	Inside Delivered & Setup	
	BOOKCASE LAMINATE W/4 ADJUSTABLE SHELVES 48W X 12D X 42H Weight 100 lb	242.00	266.20	290.40
F04-6222A0-__				
	BOOKCASE LAMINATE W/4 ADJUSTABLE SHELVES 72W X 12D X 42H Weight 200 lb	365.00	401.50	438.00
F04-6222B0-__				
	BOOKCASE LAMINATE W/4 ADJUSTABLE SHELVES AND A FIXED CENTER SHELF 36W X 12D X 84H Weight 180 lb	330.00	363.00	396.00
F04-6225B0-__				

**SHOP FOR SELECTED ITEMS ON OUR WEBSITE:
WWW.CORCRAFT.ORG**



PHONE
(518) 436-6321
(800) 436-6321

FAX
(518) 436-6007
(800) 898-5895

CASE GOODS/STORAGE (DESK AND OFFICE SUITE SYSTEM)

Jamestown Desk And Office Suite System

The Jamestown desk and office furnishing line is a handsome and versatile line that includes an array of desks and extensions, hutches, cabinets and credenzas, files and more that can be used self standing as single units or combined into a unique and stunning office suite. Jamestown is available in several contemporary laminates.

Setting Jamestown apart from other desk lines is the versatility to configure its many furnishings into a self-contained office suite. Assembly services, in addition to Inside Delivered and Set in Use, are available. Jamestown groupings for larger offices may require some design services and will be quoted by Corcraft.

The Jamestown Desk System is an ULTRA-FRAME® design.

The Jamestown line offers many options, and the following steps will help you select what you need quickly and accurately.

1. Select the **Product** – type and size (Note that if you are combining a desk and return, only single pedestal desks or shell desks can be ordered.)
2. Select the **Colors**, for both top and bottom

Surface Wood Grains and Colors

Jamestown heralds a selection of designer wood grains and colors that work well in a variety of office environments. Horizontal work components are laminates bonded to 1¹/₈" cores. Vertical surfaces are ThermoFused Melamine bonded to 3/4" cores. The Jamestown line offers the customer the option of choosing two different complimentary colors of surfaces – bases and tops – for more styling options.

Name	Code
Country Maple	C
Township Maple	T
Sunset	N
Wild Cherry	D
Slate	L

Top and bottom laminates must either match, or the top laminate can be selected from the list above with the bottom being slate.

Locks:

The following Jamestown products are equipped with locks:

- Desks
- Extension returns
- Credenzas
- File Cabinets
- Utility Cabinets
- Hutch Center Doors

Ordering Rules and Guidelines

There are several limitations to help prevent ordering mismatched components. See page 76.

Note: Jamestown components such as returns, extensions, hutches, reception counters, etc., are designed to be used only with other Jamestown products.

Shipping Charges:

The prices shown below are for orders totaling over \$250.00 to one location. See page 4 for details on shipping charges.

**SHOP FOR SELECTED ITEMS ON OUR WEBSITE:
WWW.CORCRAFT.ORG**

Corcraft
PRODUCTS

PHONE

(518) 436-6321
(800) 436-6321

FAX

(518) 436-6007
(800) 898-5895

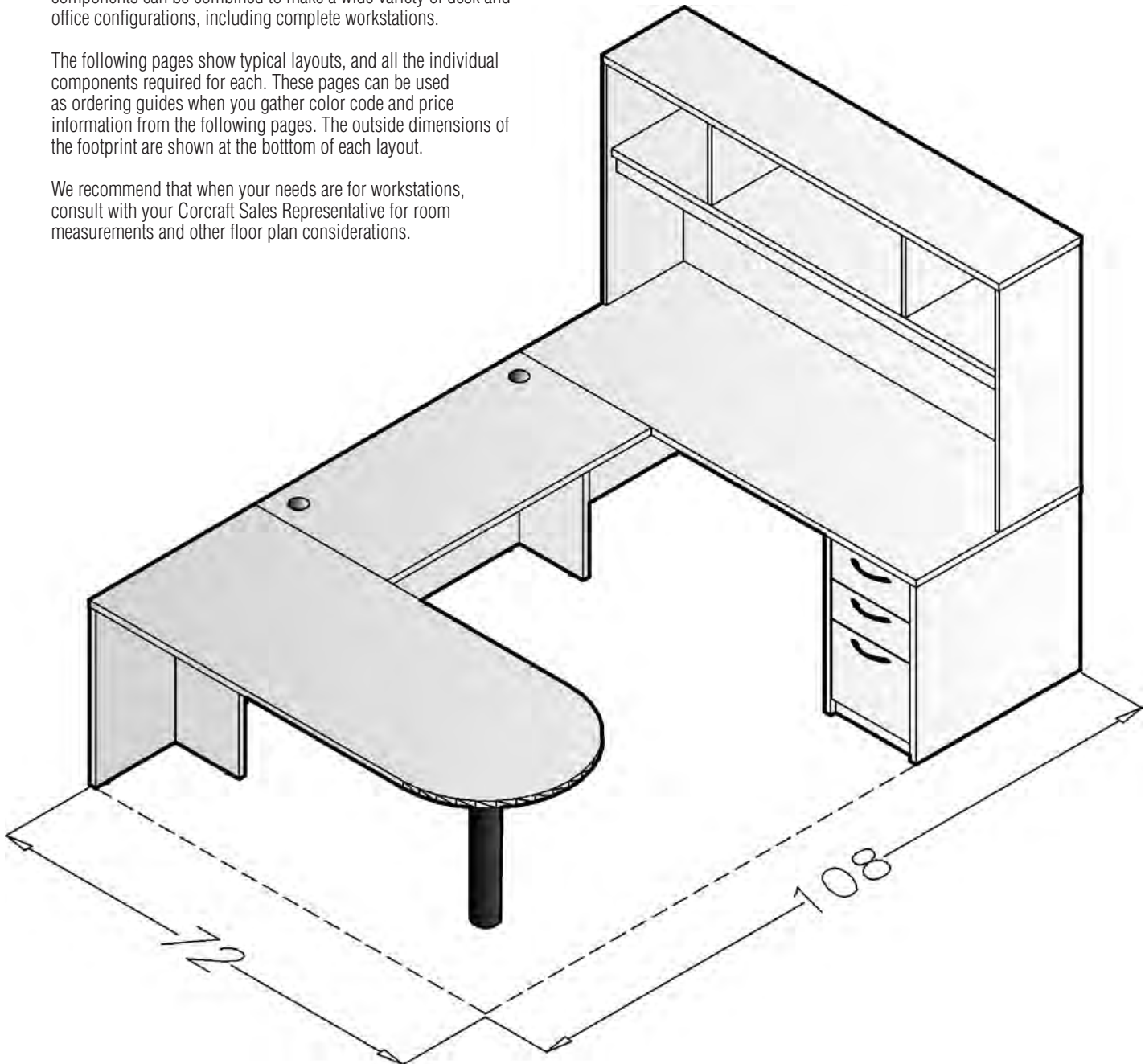
JAMESTOWN goes beyond free standing furniture.

Here are some typical design possibilities.

The following layouts demonstrate how the Jamestown components can be combined to make a wide variety of desk and office configurations, including complete workstations.

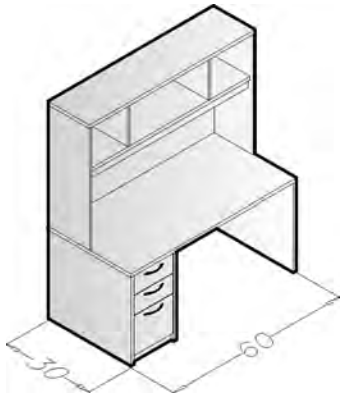
The following pages show typical layouts, and all the individual components required for each. These pages can be used as ordering guides when you gather color code and price information from the following pages. The outside dimensions of the footprint are shown at the bottom of each layout.

We recommend that when your needs are for workstations, consult with your Corcraft Sales Representative for room measurements and other floor plan considerations.



CASE GOODS/STORAGE (DESK AND OFFICE SUITE SYSTEM)

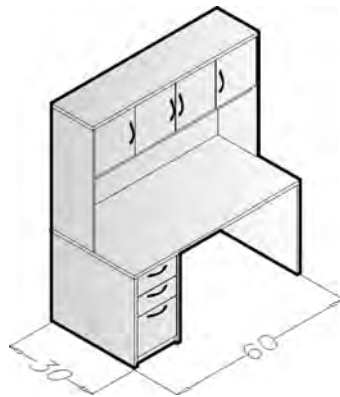
Desks With Hutches



Single Layout 001

Qty Needed	Description	Item Code
1	30 x 60 Standard Desk, Left Pedestal, Rectangular Top	JDSL3060
1	60 Hutch, Open, Rectangular Top	JHOSR0060

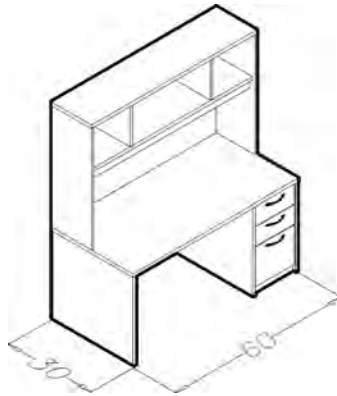
Overall Height 68.5



Single Layout 002

Qty Needed	Description	Item Code
1	30 x 60 Standard Desk, Left Pedestal, Rectangular Top	JDSL3060
1	60 Hutch, Closed, Rectangular Top	JHC4R0060

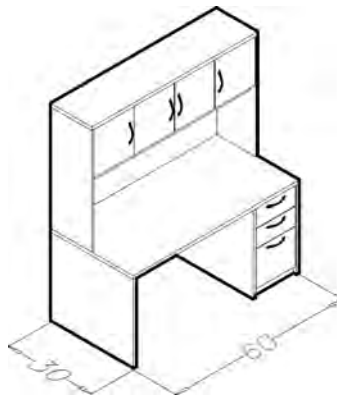
Overall Height 68.5



Single Layout 003

Qty Needed	Description	Item Code
1	30 x 60 Standard Desk, Right Pedestal, Rectangular Top	JDSRR3060
1	60 Hutch, Open, Rectangular Top	JHOSR0060

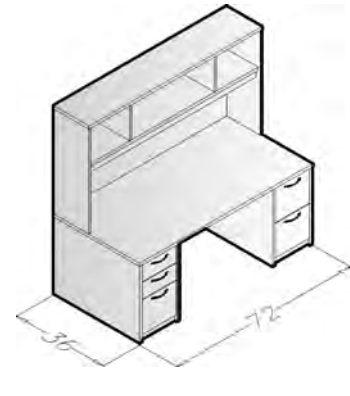
Overall Height 68.5



Single Layout 004

Qty Needed	Description	Item Code
1	30 x 60 Standard Desk, Right Pedestal, Rectangular Top	JDSRR3060
1	60 Hutch, Closed, Rectangular Top	JHC4R0060

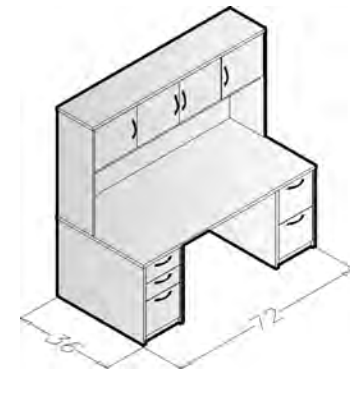
Overall Height 68.5



Single Layout 005

Qty Needed	Description	Item Code
1	36 x 72 Standard Desk, Double Pedestal, Rectangular Top	JSDSR3672
1	72 Hutch, Open, Rectangular Top	JHOSR0072

Overall Height 68.5



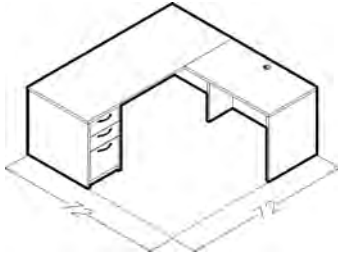
Single Layout 006

Qty Needed	Description	Item Code
1	36 x 72 Standard Desk, Double Pedestal, Rectangular Top	JSDSR3672
1	72 Hutch, Closed, Rectangular Top	JHC4R0072

Overall Height 68.5

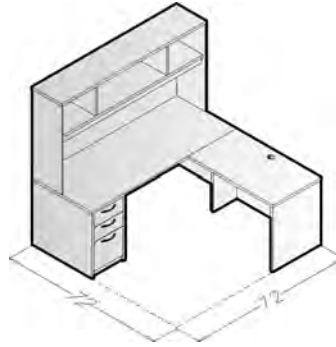
CASE GOODS/STORAGE (DESK AND OFFICE SUITE SYSTEM)

Desks With Hutches And Extensions



Single Layout 007

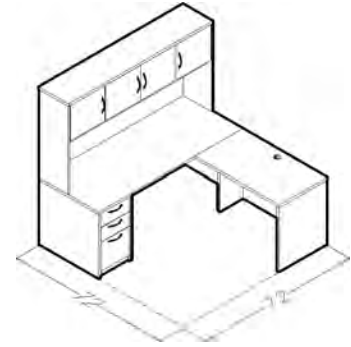
Qty Needed	Description	Item Code
1	30 x 72 Standard Desk, Left Pedestal, Rectangular Top	JDSL3072
1	24 x 42 Extension Shell, Right	JESR2442



Single Layout 009

Qty Needed	Description	Item Code
1	30 x 72 Standard Desk, Left Pedestal, Rectangular Top	JDSL3072
1	24 x 42 Extension Shell, Right	JESR2442
1	72 Hutch, Open, Rectangular Top	JHOSR0072

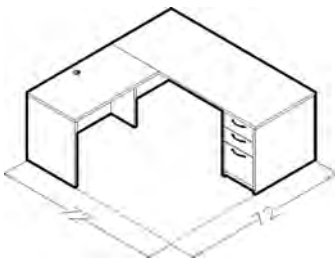
Overall Height 68.5



Single Layout 011

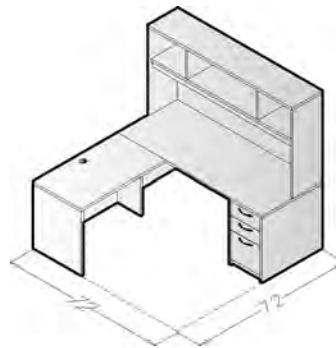
Qty Needed	Description	Item Code
1	30 x 72 Standard Desk, Left Pedestal, Rectangular Top	JDSL3072
1	24 x 42 Extension Shell, Right	JESR2442
1	72 Hutch, Closed, Rectangular Top	JHC4R0072

Overall Height 68.5



Single Layout 008

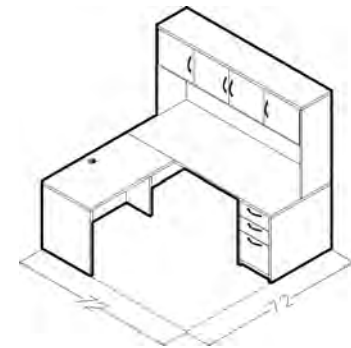
Qty Needed	Description	Item Code
1	30 x 72 Standard Desk, Right Pedestal, Rectangular Top	JDSRR3072
1	24 x 42 Extension Shell, Left	JESL2442



Single Layout 010

Qty Needed	Description	Item Code
1	30 x 72 Standard Desk, Right Pedestal, Rectangular Top	JDSRR3072
1	24 x 42 Extension Shell, Left	JESL2442
1	72 Hutch, Open, Rectangular Top	JHOSR0072

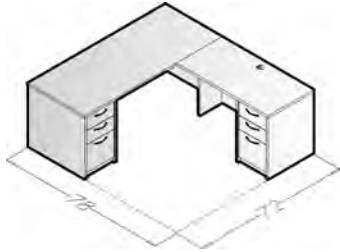
Overall Height 68.5



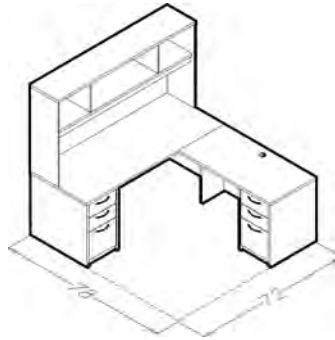
Single Layout 012

Qty Needed	Description	Item Code
1	30 x 72 Standard Desk, Right Pedestal, Rectangular Top	JDSRR3072
1	24 x 42 Extension Shell, Left	JESL2442
1	72 Hutch, Closed, Rectangular Top	JHC4R0072

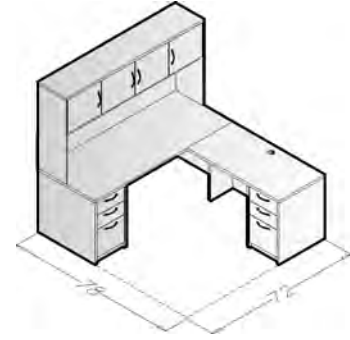
Overall Height 68.5

CASE GOODS/STORAGE (DESK AND OFFICE SUITE SYSTEM)
Desks With Hutches And Extensions, continued

Single Layout 013

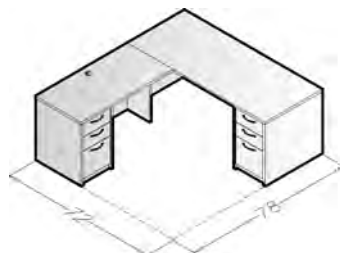
Qty Needed	Description	Item Code
1	30 x 72 Standard Desk, Left Pedestal, Rectangular Top	JDSL3072
1	24 x 48 Extension Return, Right Pedestal	JERR2448


Single Layout 015

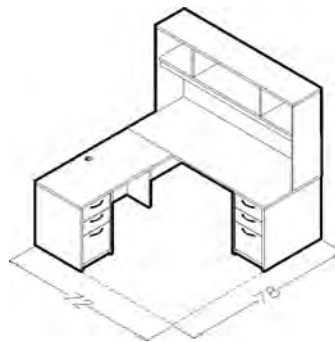
Qty Needed	Description	Item Code
1	30 x 72 Standard Desk, Left Pedestal, Rectangular Top	JDSL3072
1	24 x 48 Extension Return, Right Pedestal	JERR2448
1	72 Hutch, Open, Rectangular Top	JHOSR0072
Overall Height 68.5		


Single Layout 017

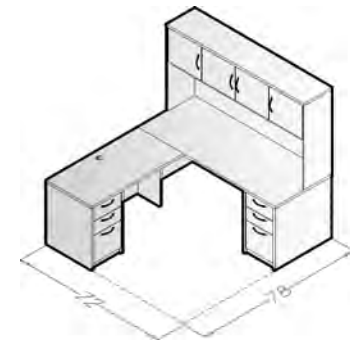
Qty Needed	Description	Item Code
1	30 x 72 Standard Desk, Left Pedestal, Rectangular Top	JDSL3072
1	24 x 48 Extension Return, Right Pedestal	JERR2448
1	72 Hutch, Closed, Rectangular Top	JHC4R0072
Overall Height 68.5		


Single Layout 014

Qty Needed	Description	Item Code
1	30 x 72 Standard Desk, Right Pedestal, Rectangular Top	JDSRR3072
1	24 x 48 Extension Return, Left Pedestal	JERL2448

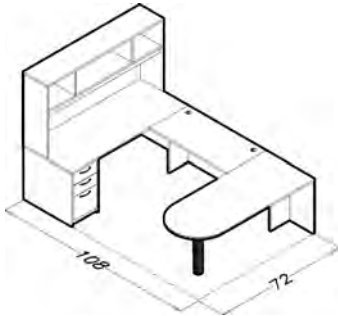

Single Layout 016

Qty Needed	Description	Item Code
1	30 x 72 Standard Desk, Right Pedestal, Rectangular Top	JDSRR3072
1	24 x 48 Extension Return, Left Pedestal	JERL2448
1	72 Hutch, Open, Rectangular Top	JHOSR0072
Overall Height 68.5		


Single Layout 018

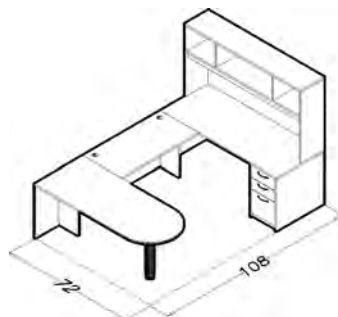
Qty Needed	Description	Item Code
1	30 x 72 Standard Desk, Right Pedestal, Rectangular Top	JDSRR3072
1	24 x 48 Extension Return, Left Pedestal	JERL2448
1	72 Hutch, Closed, Rectangular Top	JHC4R0072
Overall Height 68.5		

Desks With Hutches, Bridges And Various Extensions



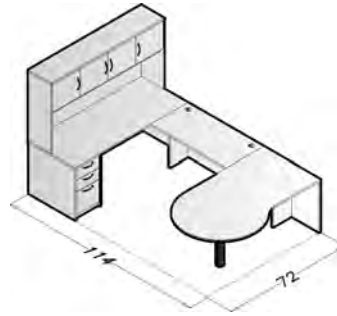
Single Layout 019

Qty Needed	Description	Item Code
1	30 x 72 Standard Desk, Left Pedestal, Rectangular Top	JDSL3072
1	24 x 48 Extension Bridge	JEB02448
1	30 x 72 Extension D-Shaped	JED03072
1	72 Hutch, Open, Rectangular Top	JHOSR0072



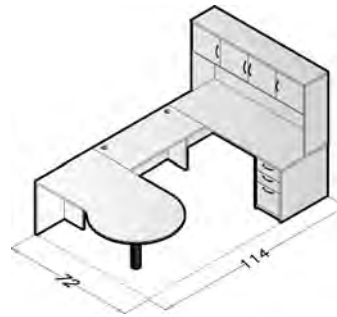
Single Layout 020

Qty Needed	Description	Item Code
1	30 x 72 Standard Desk, Right Pedestal, Rectangular Top	JDSRR3072
1	24 x 48 Extension Bridge	JEB02448
1	30 x 72 Extension D-Shaped	JED03072
1	72 Hutch, Open, Rectangular Top	JHOSR0072



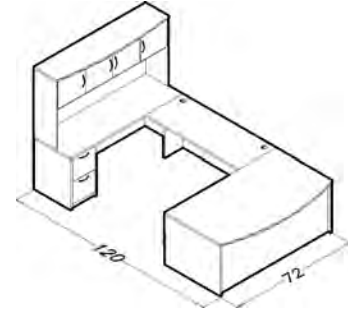
Single Layout 021

Qty Needed	Description	Item Code
1	30 x 72 Standard Desk, Left Pedestal, Rectangular Top	JDSL3072
1	24 x 48 Extension Bridge	JEB02448
1	42 x 72 Extension P-Shaped, Right	JEPR4272
1	72 Hutch, Closed, Rectangular Top	JHC4R0072



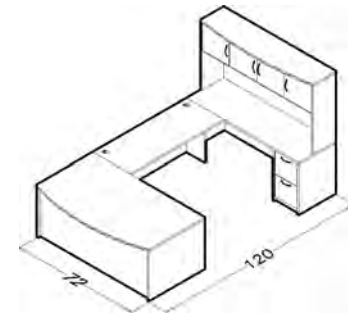
Single Layout 022

Qty Needed	Description	Item Code
1	30 x 72 Standard Desk, Right Pedestal, Rectangular Top	JDSRR3072
1	24 x 48 Extension Bridge	JEB02448
1	42 x 72 Extension P-Shaped, Left	JEPL4272
1	72 Hutch, Closed, Rectangular Top	JHC4R0072



Single Layout 023

Qty Needed	Description	Item Code
1	42 x 72 Standard Desk, Right Pedestal, Bowed Top	JDSRB4272
1	24 x 60 Extension Bridge	JEB02460
1	24 x 72 Credenza, Left Pedestal	JCOL2472
1	72 Hutch, Closed, Bowed Top	JHC4B0072

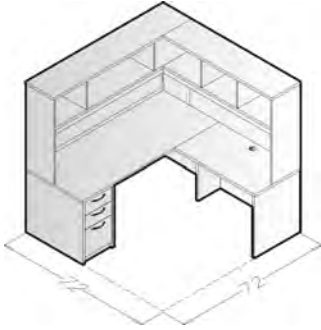


Single Layout 024

Qty Needed	Description	Item Code
1	42 x 72 Standard Desk, Left Pedestal, Bowed Top	JDSLB4272
1	24 x 60 Extension Bridge	JEB02460
1	24 x 72 Credenza, Right Pedestal	JCOR2472
1	72 Hutch, Closed, Bowed Top	JHC4B0072

CASE GOODS/STORAGE (DESK AND OFFICE SUITE SYSTEM)

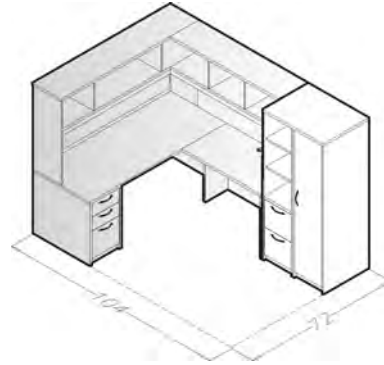
Hutch Return Layouts



Layout 100-1

Qty Needed	Description	Item Code
1	30 X 72 Standard Desk, Left Pedestal, B/B/F, Rectangular Top	JDSL3072
1	24 X 42 Extension Shell, Right	JESR2442
1	72 Hutch, Open, Rectangular Top	JHOSR0072
1	57 Hutch Return, Right, Open, Rectangular Top	JHORR0057
1	18 X 72 Hutch Tackboard	JHT1872

Overall Height 68.5



Layout 100-2

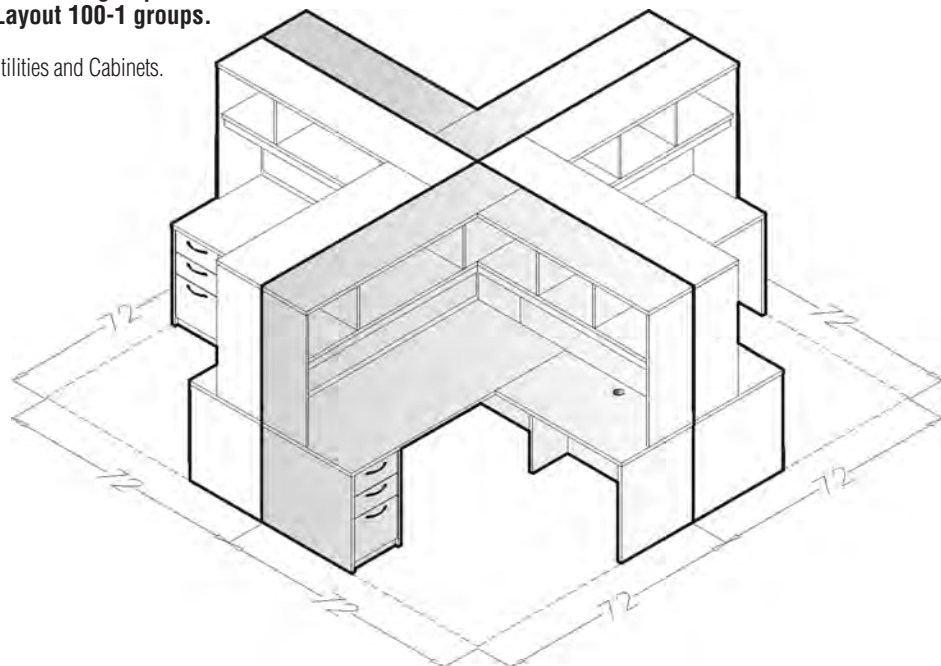
Consists of one, layout 100-1 group and

Qty Needed	Description	Item Code
1	Double Utility, File/File/Open Shelves - Closed Shelves Rectangular Top	JUDMSLR32

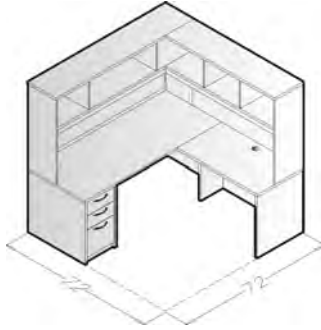
**Layout 100-4
Multi-Station**

Double Station: Consists of two, Layout 100-1 groups.
Quadruple Station: Consists of four, Layout 100-1 groups.

Customize your Layout by adding Jamestown Utilities and Cabinets.



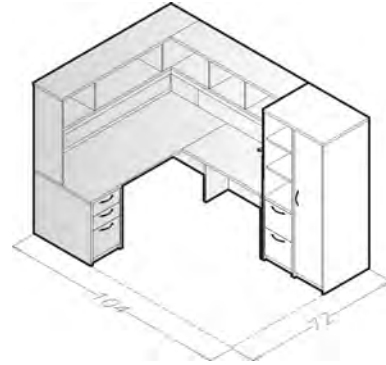
Hutch Privacy Divider Return Layouts



Layout 110-1

Qty Needed	Description	Item Code
1	30 X 72 Standard Desk, Left Pedestal, B/B/F, Rectangular Top	JDSL3072
1	24 X 42 Extension Shell, Right	JESR2442
1	72 Hutch, Closed, Rectangular Top	JHC4R0072
1	18 X 72 Hutch Tackboard	JHT1872
1	57 Hutch Privacy Divider Return, 20" High	JHPR0057

Overall Height 68.5



Layout 110-2

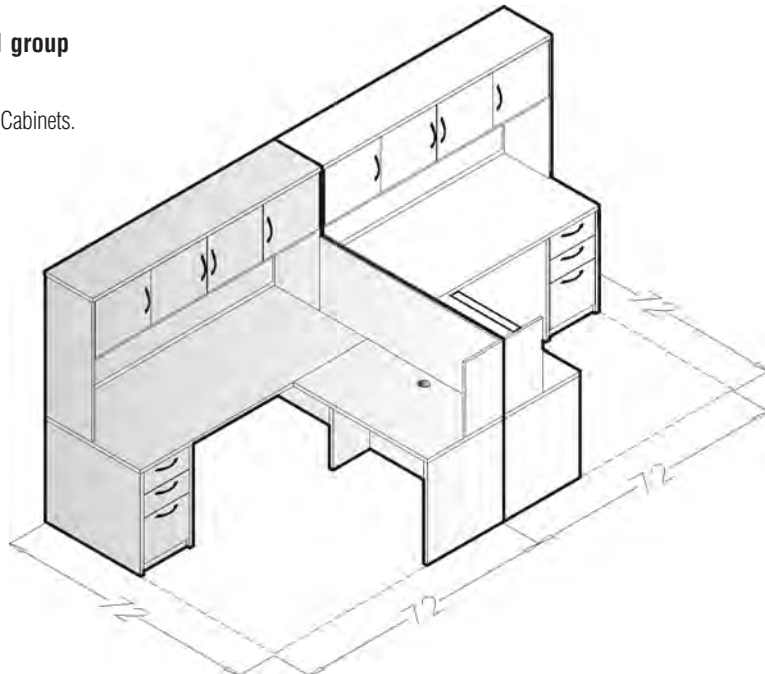
Qty Needed	Description	Item Code
1	30 X 72 Standard Desk, Right Pedestal, B/B/F, Rectangular Top	JDSRR3072
1	24 X 42 Extension Shell, Left	JESL2442
1	72 Hutch, Closed, Rectangular Top	JHC4R0072
1	18 X 72 Hutch Tackboard	JHT1872
1	57 Hutch Privacy Divider Return, 20" High	JHPR0057

Overall Height 68.5

Layout 110-3
Double-Station

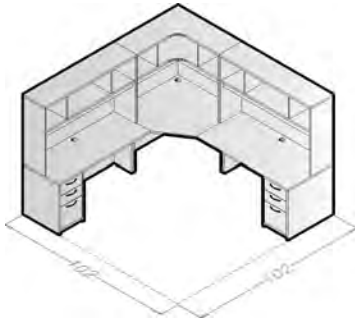
Double Station: Consists of one, Layout 110-1 group and one, Layout 110-2 group.

Customize your Layout by adding Jamestown Utilities and Cabinets.



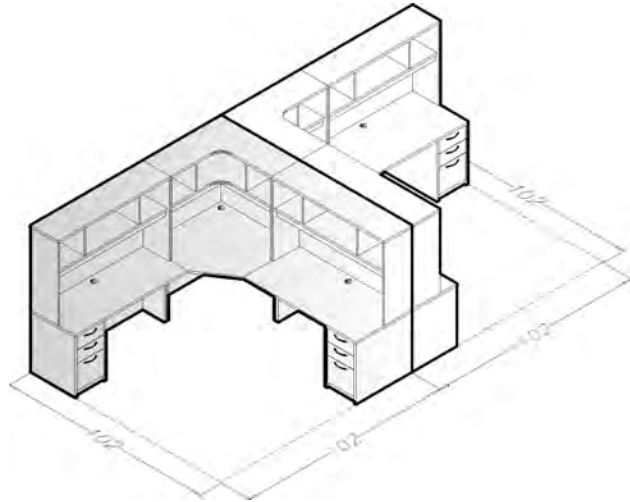
CASE GOODS/STORAGE (DESK AND OFFICE SUITE SYSTEM)

Corner Desk Layouts



**Layout 200-1
Single Station**

Qty Needed	Description	Item Code
1	24 x 30 Corner Desk	JDC02430
1	24 x 60 Extension Return, Left Pedestal, box box file	JERL2460
1	30 x 60 Extension Return, Right Pedestal, box box file	JERR3060
1	Corner Hutch, Open	JHOC0042
2	60 Hutch, Open, Rectangular Top	JHOSR0060

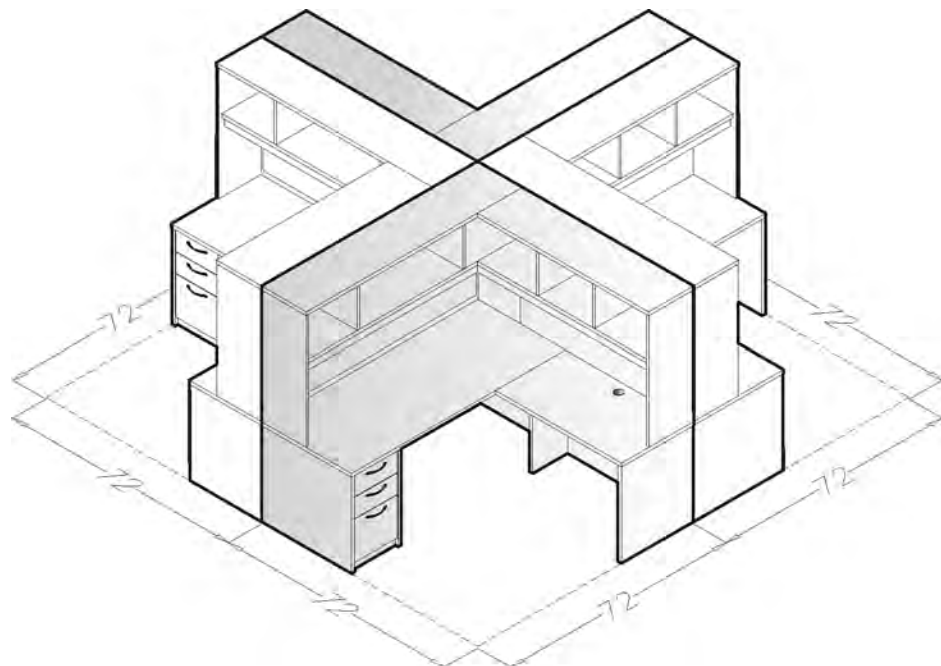


**Layout 200-2
Double Station**

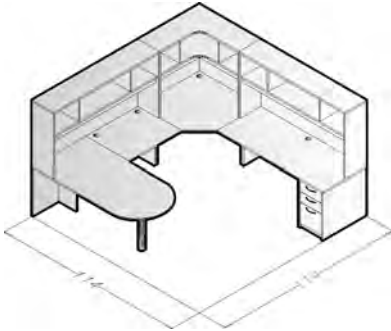
Consists of two, layout 200-1 groups

**Layout 200-4
Quadruple Station**

Consists of four, layout 200-1 groups

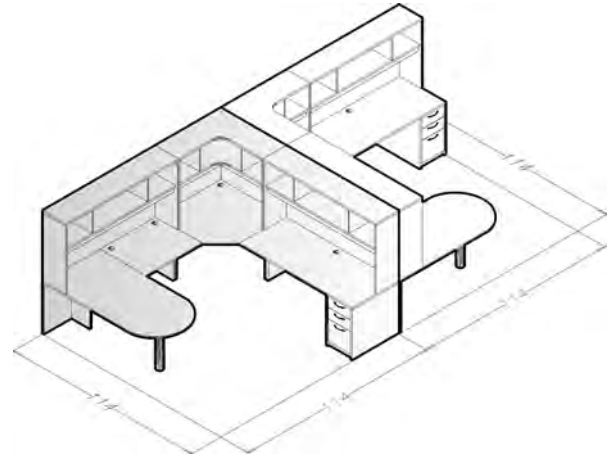


Corner Desk Layouts, continued



**Layout 201-1
Single Station**

Qty Needed	Description	Item Code
1	30 x 30 Corner Desk	JDC03030
1	30 x 72 Extension Return, Right Pedestal, BBF	JERR3072
1	30 x 36 Extension, Bridge	JEB03036
1	36 x 72 Extension, D-Shaped	JED03672
1	Corner Hutch, Open	JHOC0042
2	72 Hutch, Open, Rectangular Top	JHOSR0072

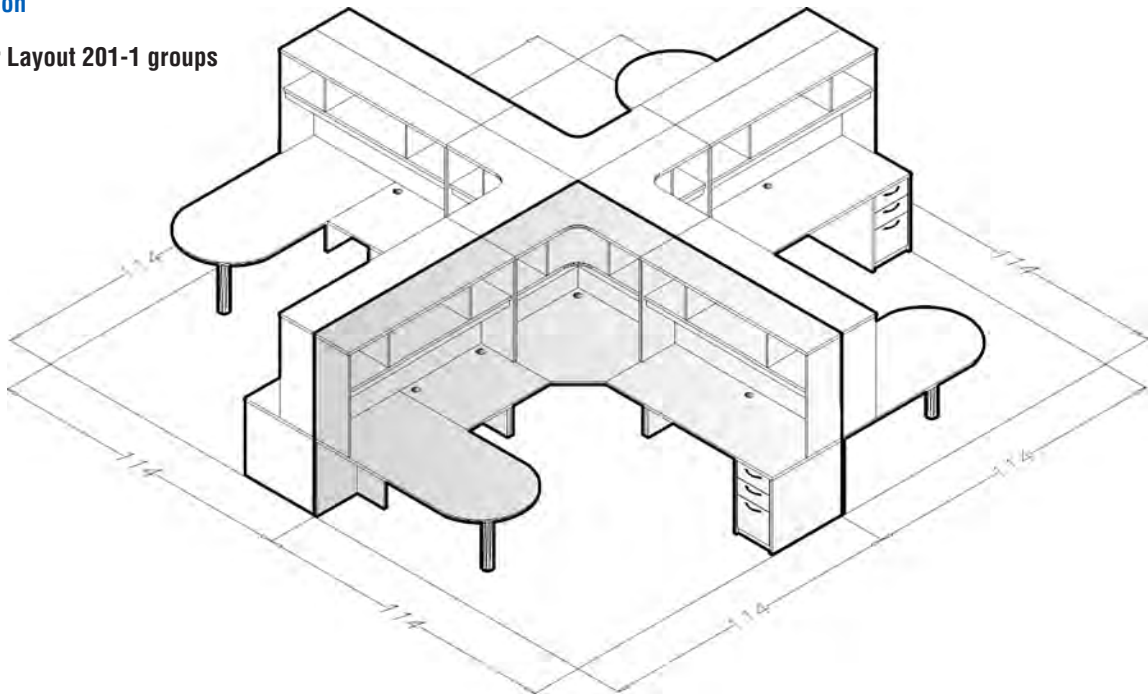


**Layout 201-2
Double Station**

Consists of two, Layout 201-1 groups

**Layout 201-4
Quadruple Station**

Consists of four Layout 201-1 groups

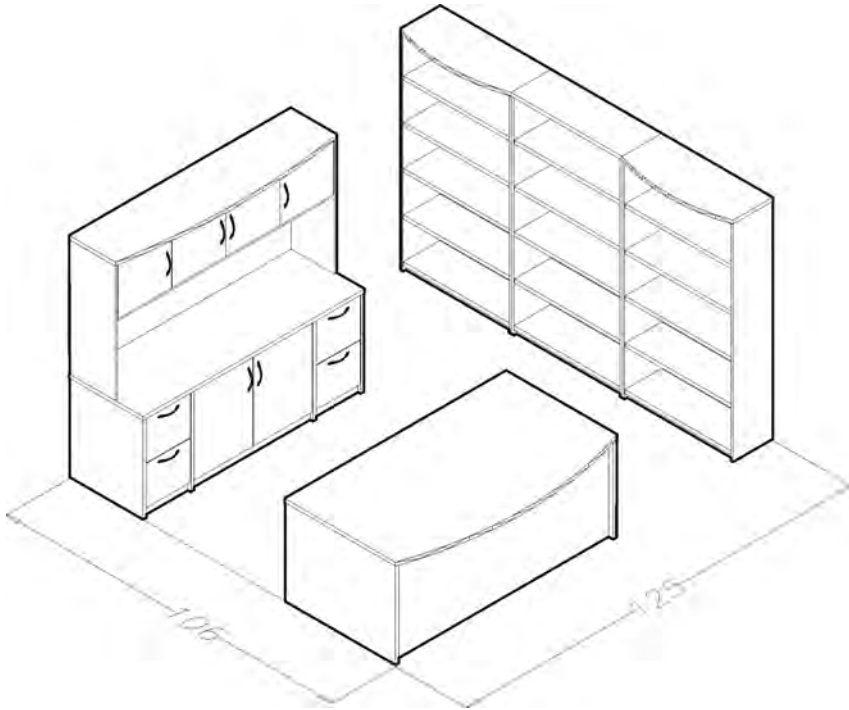


CASE GOODS/STORAGE (DESK AND OFFICE SUITE SYSTEM)

Executive Suite Layouts

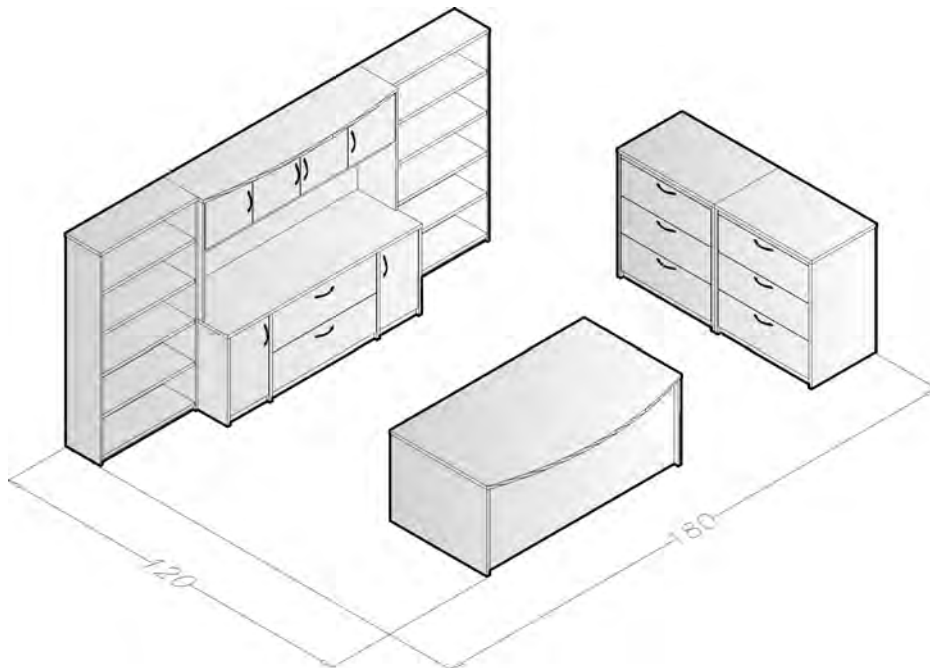
Suite 300

Qty Needed	Description	Item Code
1	42 x 72 Standard Desk, Double Pedestal, Bowed Top	JDSDB4272
1	24 x 72 Credenza, Full, File/File, Door Door, File/File	JCQ102472
2	68 Bookcase, Bowed Top	JBC5B3668
1	68 Bookcase, Rectangular Top	JBC5R3668
1	72 Hutch, Closed, Bowed Top	JHC4B0072



Suite 301

Qty Needed	Description	Item Code
1	42 x 72 Standard Desk, Double Pedestal, Bowed Top	JDSDB4272
1	24 x 72 Credenza, Full, Door/Lateral File/Door	JCQ202472
2	68 Bookcase, Rectangular Top	JBC5R3668
2	Lateral File, 3 drawer	JFL302436
1	72 Hutch, Closed, Bowed Top	JHC4B0072

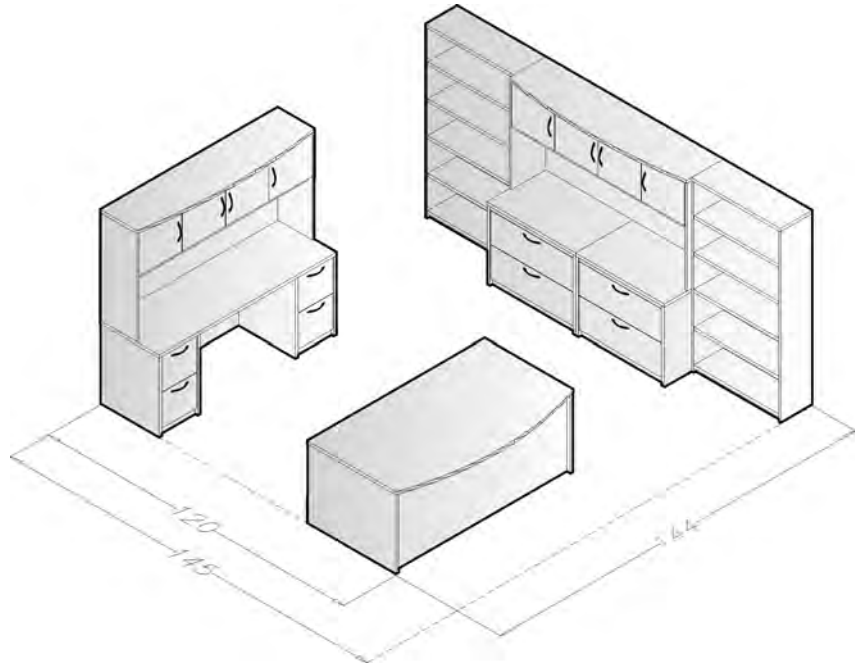


CASE GOODS/STORAGE (DESK AND OFFICE SUITE SYSTEM)

Executive Suite Layouts, continued

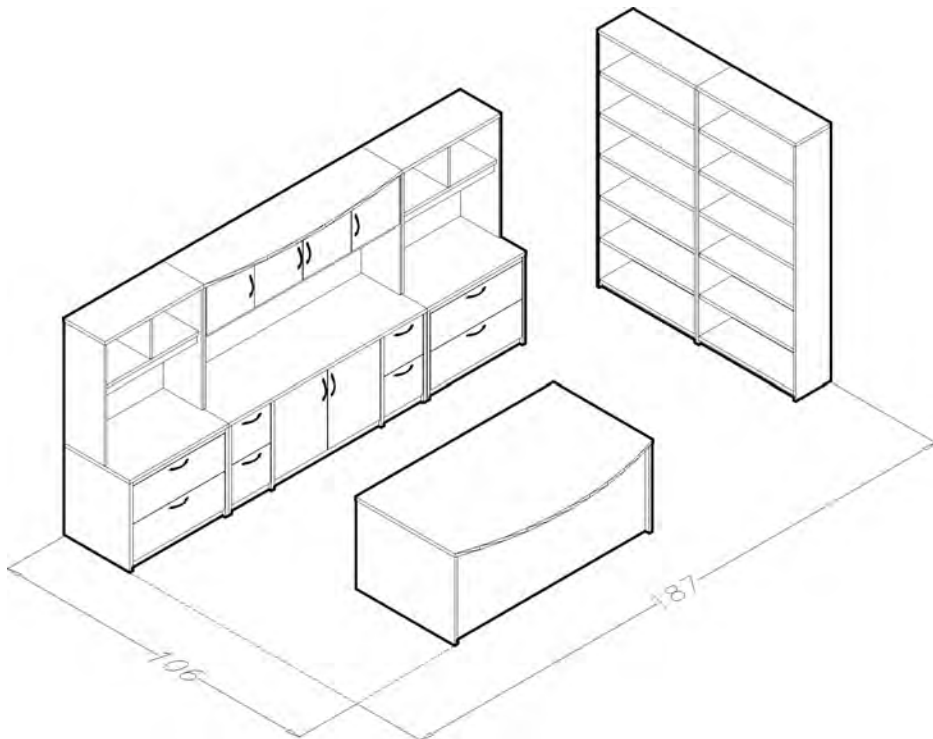
Suite 302

Qty Needed	Description	Item Code
1	42 x 72 Standard Desk, Double Pedestal, Bowed Top	JDSDB4272
1	24 x 72 Credenza, File/File, Kneehole, File/File	JCK202472
2	Lateral File, 2 drawer	JFL202436
2	68 Bookcase, Rectangular Top	JBC5R3668
2	72 Hutch, Closed, Bowed Top	JHC4B0072



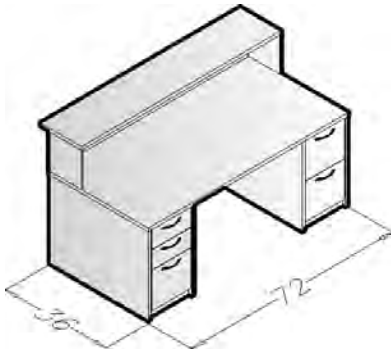
Suite 303

Qty Needed	Description	Item Code
1	42 x 72 Standard Desk, Double Pedestal, Bowed Top	JDSDB4272
1	24 x 72 Credenza, Full, File/File, Door/Door, File/File	JCQ102472
2	Lateral File, 2 drawer	JFL202436
2	81 Bookcase, Rectangular Top	JBC6R3681
1	72 Hutch, Closed, Bowed Top	JHC4B0072
2	36 Hutch, Open, Rectangular Top	JHOSR0036



CASE GOODS/STORAGE (DESK AND OFFICE SUITE SYSTEM)

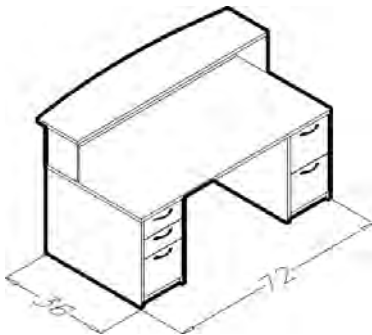
Reception Layouts



Reception Layout 400

Qty Needed	Description	Item Code
1	36 x 72 Standard Desk, Double Pedestal, Rectangular Top	JDSDR3672
1	72 Reception Counter, Rectangular Top	JHROR1572

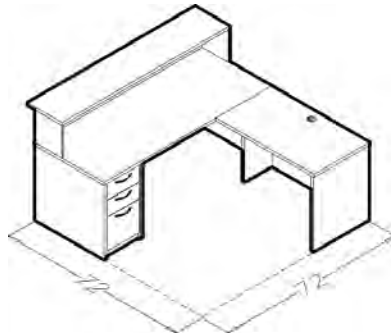
Overall Height 42.75



Reception Layout 401

Qty Needed	Description	Item Code
1	36 x 72 Standard Desk, Double Pedestal, Rectangular Top	JDSDR3672
1	72 Reception Counter, Bowed Top	JHROB1872

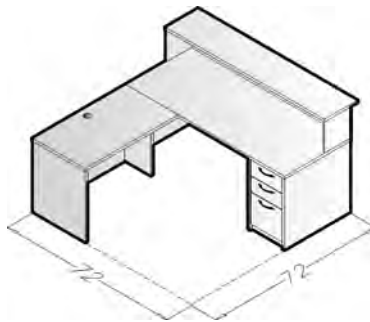
Overall Height 42.75



Reception Layout 402

Qty Needed	Description	Item Code
1	30 x 72 Standard Desk, Left Pedestal, Rectangular Top	JDSL3072
1	24 x 42 Extension Shell, Right	JESR2442
1	72 Reception Counter, Rectangular Top	JHROR1572

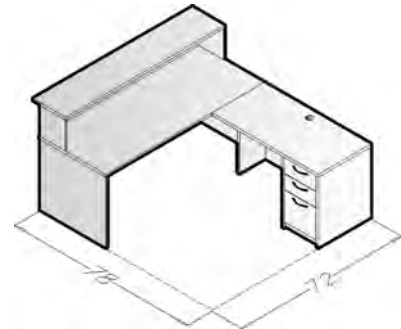
Overall Height 42.75



Reception Layout 403

Qty Needed	Description	Item Code
1	30 x 72 Standard Desk, Right Pedestal, Rectangular Top	JDSRR3072
1	24 x 42 Extension Shell, Left	JESL2442
1	72 Reception Counter, Rectangular Top	JHROR1572

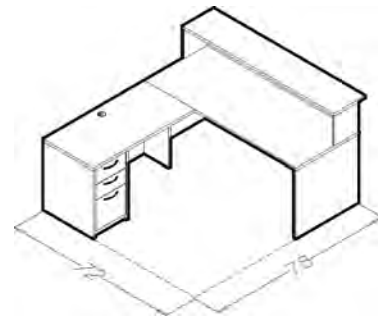
Overall Height 42.75



Reception Counter 404

Qty Needed	Description	Item Code
1	30 x 72 Standard Shell Desk Rectangular Top	JDSSR3072
1	24 x 48 Extension Return, Right Pedestal	JERR2448
1	72 Reception Counter, Rectangular Top	JHROR1572

Overall Height 42.75



Reception Counter 405

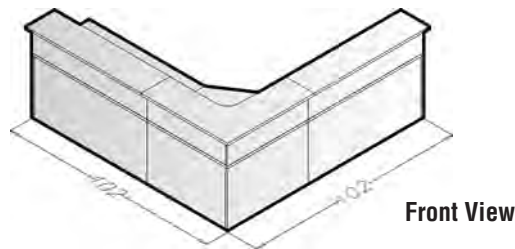
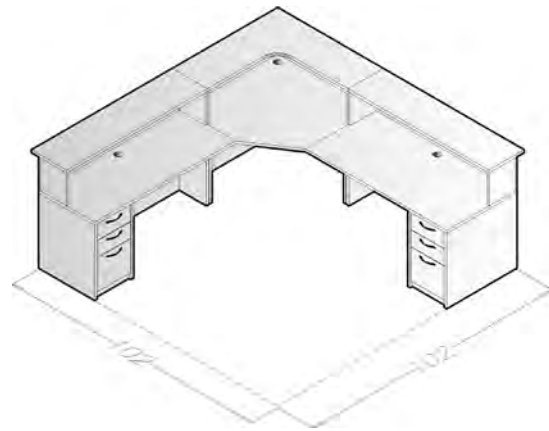
Qty Needed	Description	Item Code
1	30 x 72 Standard Shell Desk Rectangular Top	JDSSR3072
1	24 x 48 Extension Return, Left Pedestal	JERL2448
1	72 Reception Counter, Rectangular Top	JHROR1572

Overall Height 42.75

Reception Layouts, continued

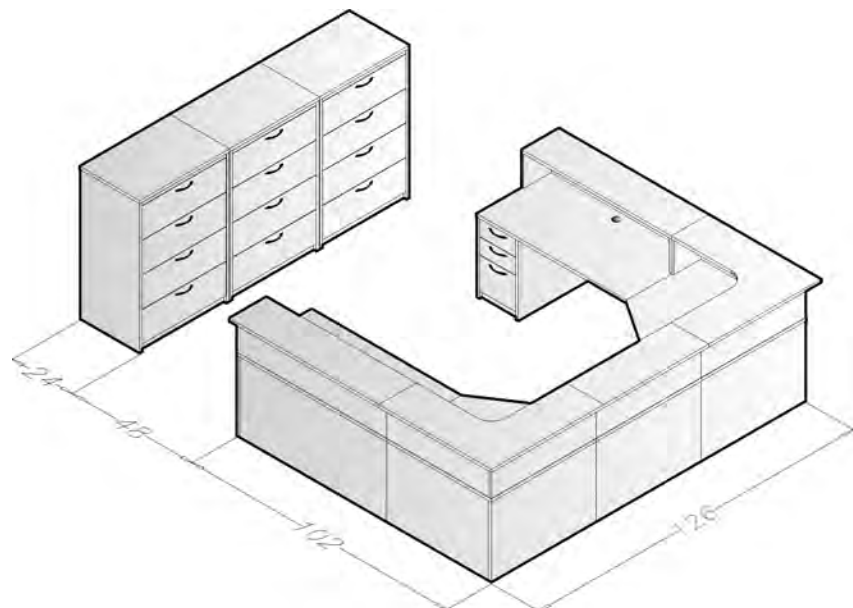
Reception Counter 406

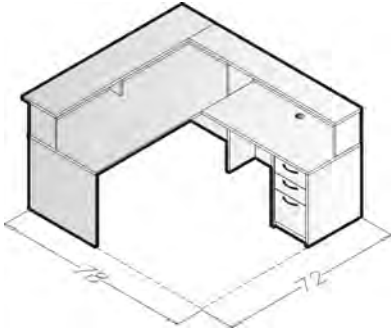
Qty Needed	Description	Item Code
1	24 x 30 Corner Desk	JDC02430
1	24 x 60 Extension Return, Left Pedestal	JERL2460
1	30 x 60 Extension Return, Right Pedestal	JERR3060
1	Corner Reception Counter	JHROC0045
2	60 Reception Counter Rectangular top	JHROR1560



Reception Layout 407

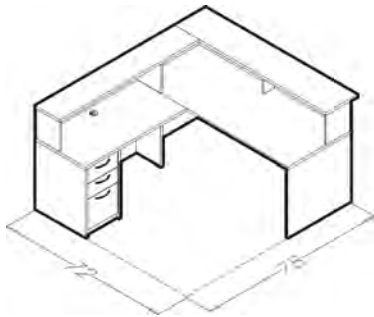
Qty Needed	Description	Item Code
1	24 x 30 Corner Desk	JDC02430
1	30 x 24 Corner Desk	JDC03024
1	30 x 60 Extension Return, Left Pedestal	JERL3060
1	30 x 60 Extension Return, Right Pedestal	JERR3060
1	24 x 42 Extension Bridge	JEB02442
2	Corner Reception Counter	JHROC0045
1	42 Reception Counter, Rectangular Top	JHROR1542
2	60 Reception Counter Rectangular top	JHROR1560
3	Lateral File, 4 drawer	JFL402436



CASE GOODS/STORAGE (DESK AND OFFICE SUITE SYSTEM)**Reception Counter Return Layouts****Reception Layout 408**

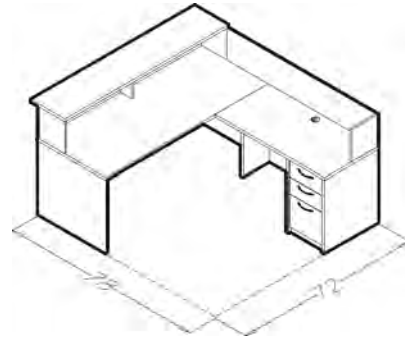
Qty Needed	Description	Item Code
1	30 X 72 Standard Desk, Shell, Rectangular Top	JDSSR3072
1	24 X 48 Extension Return, Right Pedestal	JERR2448
1	72 Reception Counter, Rectangular Top	JHROR1572
1	66 Reception Counter Return, Right	JHRRR1266

Overall Height 42.75

**Reception Layout 409**

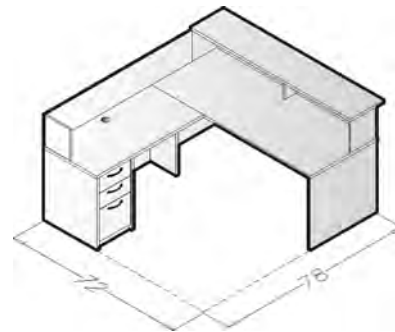
Qty Needed	Description	Item Code
1	30 X 72 Standard Desk, Shell, Rectangular Top	JDSSR3072
1	24 X 48 Extension Return, Left Pedestal	JERL2448
1	72 Reception Counter, Rectangular Top	JHROR1572
1	66 Reception Counter Return, Left	JHRLR1266

Overall Height 42.75

Reception Privacy Divider Return Layouts**Reception Layout 410**

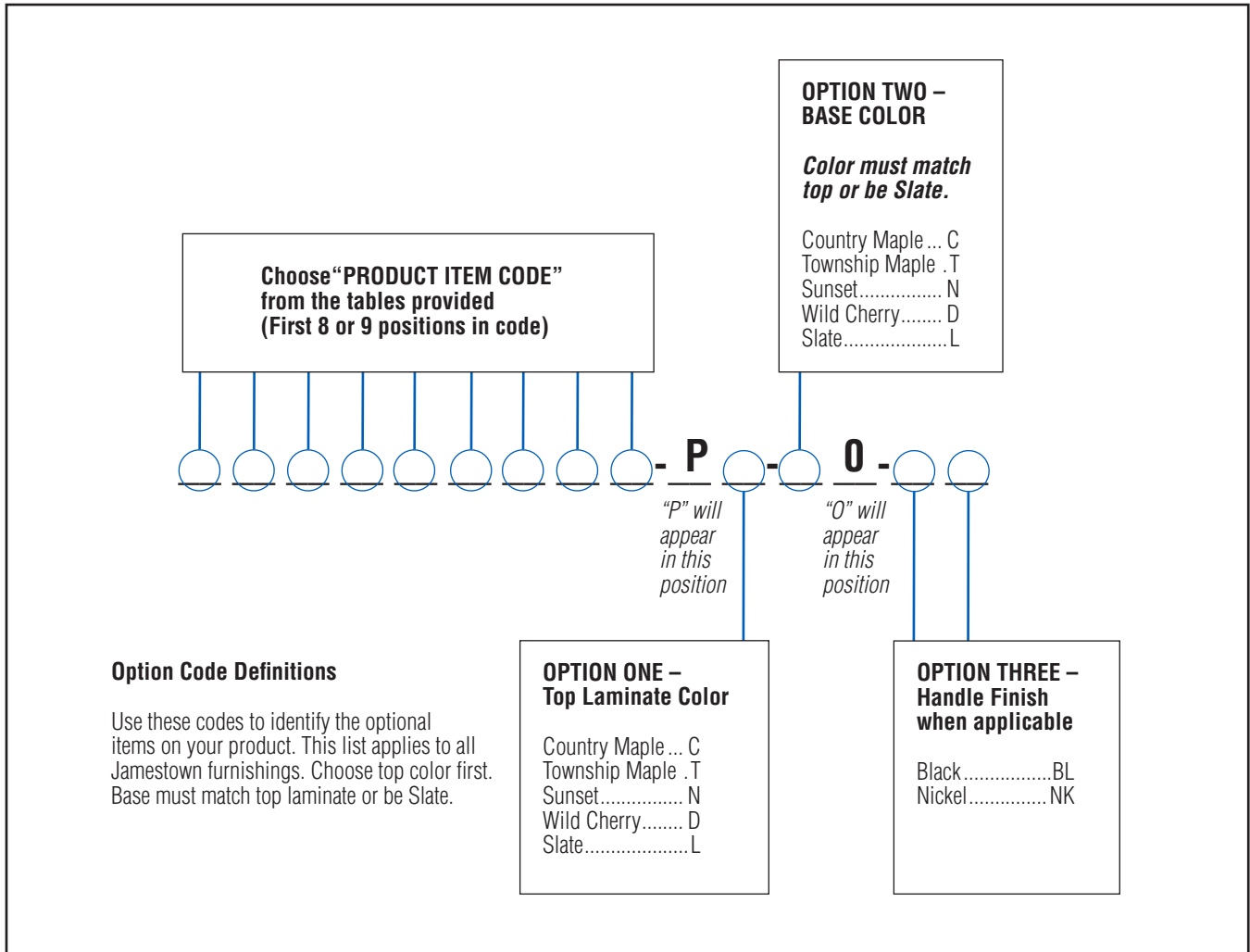
Qty Needed	Description	Item Code
1	30 X 72 Standard Desk, Shell, Rectangular Top	JDSSR3072
1	24 X 48 Extension Return, Right Pedestal	JERR2448
1	72 Reception Counter, Rectangular Top	JHROR1572
1	66 Reception Counter Privacy Divider Return	JHRPR1266

Overall Height 42.75

**Reception Layout 411**

Qty Needed	Description	Item Code
1	30 X 72 Standard Desk, Shell, Rectangular Top	JDSSR3072
1	24 X 48 Extension Return, Left Pedestal	JERL2448
1	72 Reception Counter, Rectangular Top	JHROR1572
1	66 Reception Counter Privacy Divider Return	JHRPR1266

Overall Height 42.75



Here is an example of a code for a *Jamestown Standard Desk, Left Pedestal, Box/Box/File, Rectangular Top, 30x60, Top Laminate Color: Sunset, Base Color: Sunset, Handle Finish: Black*

ITEM CODE	OPTION ONE	OPTION TWO	OPTION THREE
	Top Laminate	Base Color	Handle Finish

J D S L R 3 0 6 0 - P N - N O - B L

DELIVERY NOTES

Products over 250 lb and/or products that equal or exceed 96 inches in any direction (conference tables, preassembled shelving, etc.) can present special delivery issues, especially if passenger elevators are involved. Often they do not fit on passenger elevators and may require that a crew use stairs. If this is the case, it must be noted on the purchase order and resolved before entering the Corcraft order.

CASE GOODS/STORAGE (DESK AND OFFICE SUITE SYSTEM)

JAMESTOWN ORDERING RULES AND GUIDELINES

Desks and Extensions

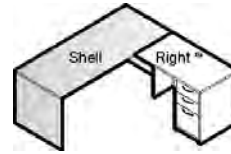
A desk extension is not a freestanding component. All extensions require permanent support by being attached to a desk. Do not order extensions as free standing units.

Which configurations of extension for which style desks . . .

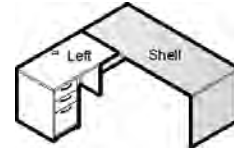
- Left and right extensions connect to all shell desks.
 - Left extensions connect only to right pedestal desks.
 - Right extensions connect only to left pedestal desks.
 - D- & P-Shaped extensions can only be attached to a bridge.
- See illustrations on following pages for correct application.

Which size extension for which size desk . . .

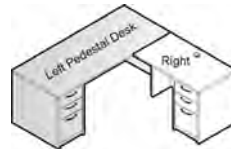
- 20" deep extensions will connect to all sizes of shell desks, and to 60", 66", and 72" wide left and right pedestal desks.
- 24" deep extensions will connect to 60" wide shell desks, and to 66" and 72" wide left and right pedestal desks, and to 24" corner desks.
- 30" extensions will connect to 60", 66", and 72" wide shell desks, and to 72" wide left and right pedestal desks, and to 30" corner desks.



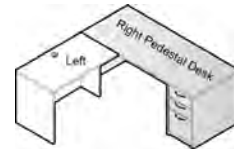
Standard shell desk with Return or Shell extension, right



Standard shell desk with Return or Shell extension, left



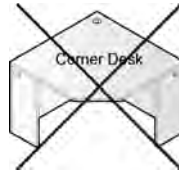
Standard left pedestal desk, Extension Return, Right



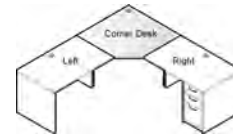
Standard right pedestal desk, Extension Shell, Left

Corner Desks

Corner desks must be supported by left and right extensions. Do not order corner desks as free standing units.




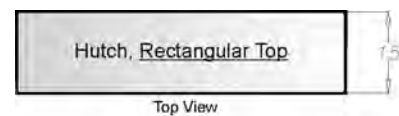
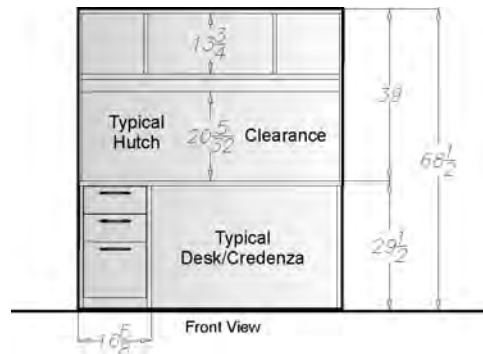
Free Standing Corner Desk example



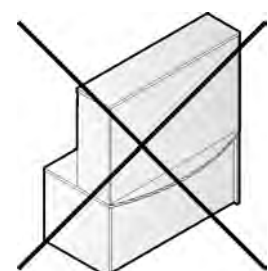
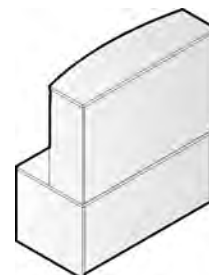
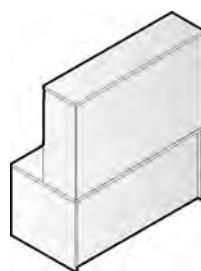
Corner Desk Extension Shell, Left; Extension Return, Right

Hutches – configurations, guidelines and dimensions

The following information will be useful in ordering these product layouts.



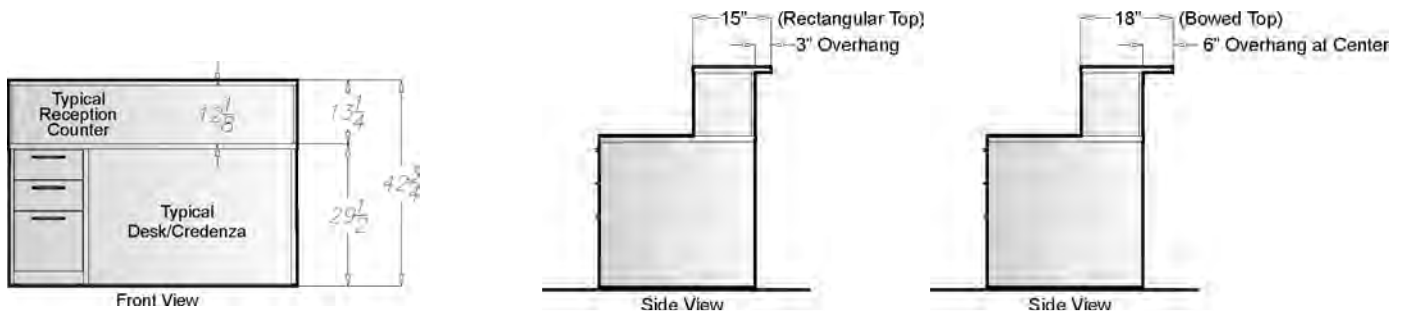
Do not install hutches on desks with bowed tops.



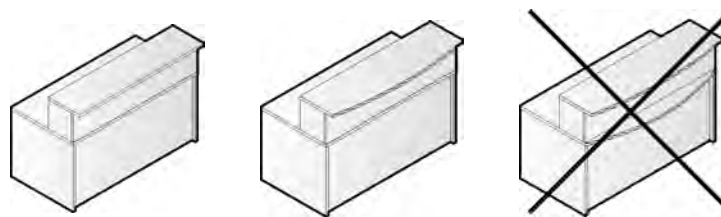
CASE GOODS/STORAGE (DESK AND OFFICE SUITE SYSTEM)

Reception Counters – configurations, guidelines and dimensions

The following information will be useful in ordering these product layouts.



Do not install reception counters on desks with bowed tops.



Rectangular and Bowed Top Desk Dimensions



Drawer Depths

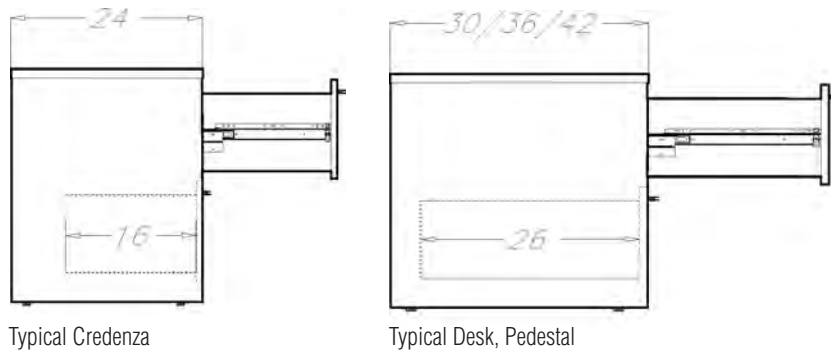
All Single Pedestal Desks, Double Pedestal Desks and 30" Deep Extension Returns have 26" deep drawers.

All 24" Deep Extension Returns have 16" deep drawers.

All Single Pedestal Credenzas, File/File Kneehole Credenzas and Full-F/F, Door/Door, F/F Credenzas have 16" deep drawers.

All 16" and 26" **Box Drawers** have regular (3/4) extension slides with 75 lbs load capacity.

All 16" and 26" **File Drawers** have full extension slides with 150 lbs load capacity.



CASE GOODS/STORAGE (DESK AND OFFICE SUITE SYSTEM)

JAMESTOWN DESKS

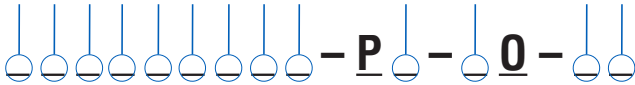
ON YOUR ORDER... Fill in the codes from the table below

Choose
PRODUCT ITEM CODE
from Table below

OPTION ONE
Top Laminate

OPTION TWO
Base Color

OPTION THREE
Handle Finish



Standard Desks, Rectangular Top

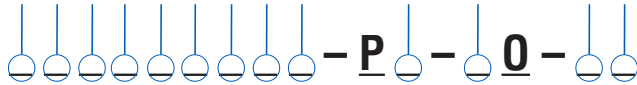
	DESCRIPTION	Dock Delivered	Inside Delivered	Inside Delivered & Setup
STANDARD DESK, SHELL, RECTANGULAR TOP				
	30 x 42 JDSSR3042- P _ - _ 0	238.00	262.00	286.00
	30 x 48 JDSSR3048- P _ - _ 0	250.00	275.00	300.00
	30 x 60 JDSSR3060- P _ - _ 0	275.00	303.00	330.00
	30 x 66 JDSSR3066- P _ - _ 0	300.00	330.00	360.00
	30 x 72 JDSSR3072- P _ - _ 0	325.00	358.00	390.00
	36 x 60 JDSSR3660- P _ - _ 0	300.00	330.00	360.00
	36 x 66 JDSSR3666- P _ - _ 0	325.00	358.00	390.00
	36 x 72 JDSSR3672- P _ - _ 0	350.00	385.00	420.00
STANDARD DESK, LEFT PEDESTAL, BOX/BOX/FILE, RECTANGULAR TOP				
	30 x 42 JDCLR3042- P _ - _ 0 - _ _	488.00	537.00	586.00
	30 x 48 JDCLR3048- P _ - _ 0 - _ _	500.00	550.00	600.00
	30 x 60 JDCLR3060- P _ - _ 0 - _ _	525.00	578.00	630.00
	30 x 66 JDCLR3066- P _ - _ 0 - _ _	550.00	605.00	660.00
	30 x 72 JDCLR3072- P _ - _ 0 - _ _	575.00	633.00	690.00
	36 x 60 JDCLR3660- P _ - _ 0 - _ _	550.00	605.00	660.00
	36 x 66 JDCLR3666- P _ - _ 0 - _ _	575.00	633.00	690.00
	36 x 72 JDCLR3672- P _ - _ 0 - _ _	600.00	660.00	720.00
STANDARD DESK, RIGHT PEDESTAL, BOX/BOX/FILE, RECTANGULAR TOP				
	30 x 42 JDSRR3042- P _ - _ 0 - _ _	488.00	537.00	586.00
	30 x 48 JDSRR3048- P _ - _ 0 - _ _	500.00	550.00	600.00
	30 x 60 JDSRR3060- P _ - _ 0 - _ _	525.00	578.00	630.00
	30 x 66 JDSRR3066- P _ - _ 0 - _ _	550.00	605.00	660.00
	30 x 72 JDSRR3072- P _ - _ 0 - _ _	575.00	633.00	690.00
	36 x 60 JDSRR3660- P _ - _ 0 - _ _	550.00	605.00	660.00
	36 x 66 JDSRR3666- P _ - _ 0 - _ _	575.00	633.00	690.00
	36 x 72 JDSRR3672- P _ - _ 0 - _ _	600.00	660.00	720.00
STANDARD DESK, DOUBLE PEDESTAL, BOX/BOX/FILE & FILE/FILE, RECTANGULAR TOP				
	30 x 60 JSDSR3060- P _ - _ 0 - _ _	775.00	853.00	930.00
	30 x 66 JSDSR3066- P _ - _ 0 - _ _	800.00	880.00	960.00
	30 x 72 JSDSR3072- P _ - _ 0 - _ _	825.00	908.00	990.00
	36 x 60 JSDSR3660- P _ - _ 0 - _ _	800.00	880.00	960.00
	36 x 66 JSDSR3666- P _ - _ 0 - _ _	825.00	908.00	990.00
	36 x 72 JSDSR3672- P _ - _ 0 - _ _	850.00	935.00	1020.00

JAMESTOWN DESKS

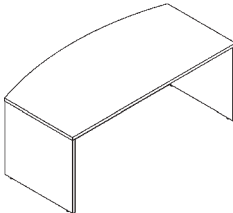
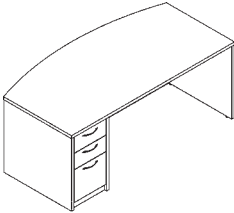
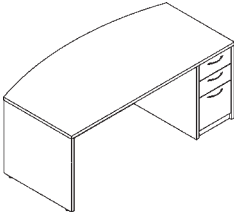
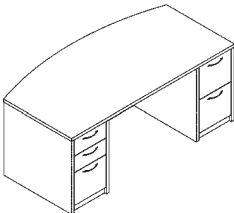
ON YOUR ORDER... Fill in the codes from the table below

Choose
PRODUCT ITEM CODE
from Table below

OPTION ONE	OPTION TWO	OPTION THREE
Top Laminate	Base Color	Handle Finish



Standard Desks, Bowed Top

DESCRIPTION	Dock Delivered	Inside Delivered	Inside Delivered & Setup
STANDARD DESK, SHELL, BOWED TOP			
			
36 X 48 JDSSB3648- P _ _ _ 0	313.00	344.00	376.00
36 X 60 JDSSB3660- P _ _ _ 0	338.00	372.00	406.00
36 X 66 JDSSB3666- P _ _ _ 0	363.00	399.00	436.00
36 X 72 JDSSB3672- P _ _ _ 0	388.00	427.00	466.00
42 X 60 JDSSB4260- P _ _ _ 0	363.00	399.00	436.00
42 X 66 JDSSB4266- P _ _ _ 0	388.00	427.00	466.00
42 X 72 JDSSB4272- P _ _ _ 0	413.00	454.00	496.00
STANDARD DESK, LEFT PEDESTAL, BOX/BOX/FILE, BOWED TOP			
			
36 X 48 JDSL B3648- P _ _ _ 0 _ _ _	563.00	619.00	676.00
36 X 60 JDSL B3660- P _ _ _ 0 _ _ _	588.00	647.00	706.00
36 X 66 JDSL B3666- P _ _ _ 0 _ _ _	613.00	674.00	736.00
36 X 72 JDSL B3672- P _ _ _ 0 _ _ _	638.00	702.00	766.00
42 X 60 JDSL B4260- P _ _ _ 0 _ _ _	613.00	674.00	736.00
42 X 66 JDSL B4266- P _ _ _ 0 _ _ _	638.00	702.00	766.00
42 X 72 JDSL B4272- P _ _ _ 0 _ _ _	663.00	729.00	796.00
STANDARD DESK, RIGHT PEDESTAL, BOX/BOX/FILE, BOWED TOP			
			
36 X 48 JDSRB3648- P _ _ _ 0 _ _ _	563.00	619.00	676.00
36 X 60 JDSRB3660- P _ _ _ 0 _ _ _	588.00	647.00	706.00
36 X 66 JDSRB3666- P _ _ _ 0 _ _ _	613.00	674.00	736.00
36 X 72 JDSRB3672- P _ _ _ 0 _ _ _	638.00	702.00	766.00
42 X 60 JDSRB4260- P _ _ _ 0 _ _ _	613.00	674.00	736.00
42 X 66 JDSRB4266- P _ _ _ 0 _ _ _	638.00	702.00	766.00
42 X 72 JDSRB4272- P _ _ _ 0 _ _ _	663.00	729.00	796.00
STANDARD DESK, DOUBLE PEDESTAL, BOX/BOX/FILE & FILE/FILE, BOWED TOP			
			
36 X 60 JDSDB3660- P _ _ _ 0 _ _ _	838.00	922.00	1006.00
36 X 66 JDSDB3666- P _ _ _ 0 _ _ _	863.00	949.00	1036.00
36 X 72 JDSDB3672- P _ _ _ 0 _ _ _	888.00	977.00	1066.00
42 X 60 JDSDB4260- P _ _ _ 0 _ _ _	863.00	949.00	1036.00
42 X 66 JDSDB4266- P _ _ _ 0 _ _ _	888.00	977.00	1066.00
42 X 72 JDSDB4272- P _ _ _ 0 _ _ _	913.00	1004.00	1096.00

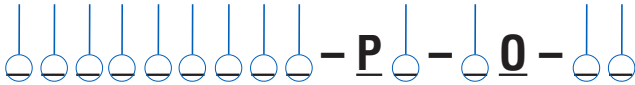
CASE GOODS/STORAGE (DESK AND OFFICE SUITE SYSTEM)

JAMESTOWN D-SHAPED DESKS

ON YOUR ORDER... Fill in the codes from the table below

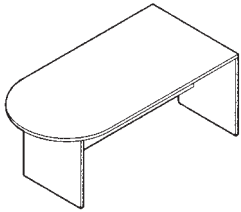
Choose
PRODUCT ITEM CODE
from Table below

OPTION ONE	OPTION TWO	OPTION THREE
Top Laminate	Base Color	Handle Finish



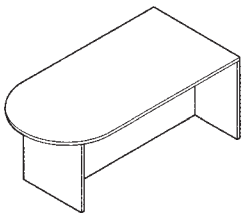
D-Shaped Desks, H-Base, 1/2 Modesty

DESCRIPTION	Dock Delivered	Inside Delivered	Inside Delivered & Setup
D-SHAPED DESK, H-BASE, 1/2 MODESTY			
30 x 60 JDDHH3060- <u>P</u> <u>-</u> <u>-</u> <u>Q</u>	338.00	372.00	406.00
30 x 66 JDDHH3066- <u>P</u> <u>-</u> <u>-</u> <u>Q</u>	363.00	399.00	436.00
30 x 72 JDDHH3072- <u>P</u> <u>-</u> <u>-</u> <u>Q</u>	388.00	427.00	466.00
36 x 66 JDDHH3666- <u>P</u> <u>-</u> <u>-</u> <u>Q</u>	388.00	427.00	466.00
36 x 72 JDDHH3672- <u>P</u> <u>-</u> <u>-</u> <u>Q</u>	413.00	454.00	496.00



D-Shaped Desks, H-Base, Full Modesty

DESCRIPTION	Dock Delivered	Inside Delivered	Inside Delivered & Setup
D-SHAPED DESK, H-BASE, FULL MODESTY			
30 x 60 JDDHF3060- <u>P</u> <u>-</u> <u>-</u> <u>Q</u>	338.00	372.00	406.00
30 x 66 JDDHF3066- <u>P</u> <u>-</u> <u>-</u> <u>Q</u>	363.00	399.00	436.00
30 x 72 JDDHF3072- <u>P</u> <u>-</u> <u>-</u> <u>Q</u>	388.00	427.00	466.00
36 x 66 JDDHF3666- <u>P</u> <u>-</u> <u>-</u> <u>Q</u>	388.00	427.00	466.00
36 x 72 JDDHF3672- <u>P</u> <u>-</u> <u>-</u> <u>Q</u>	413.00	454.00	496.00



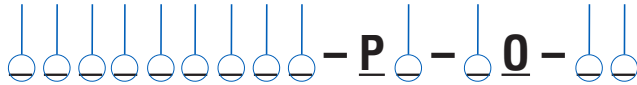
CASE GOODS/STORAGE (DESK AND OFFICE SUITE SYSTEM)

JAMESTOWN CORNER DESKS/HUTCH/RECEPTION COUNTER

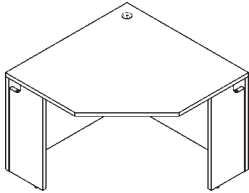
ON YOUR ORDER... Fill in the codes from the table below

Choose
PRODUCT ITEM CODE
from Table below

OPTION ONE	OPTION TWO	OPTION THREE
Top Laminates	Base Color	Handle Finish

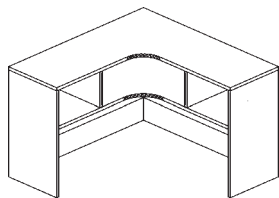


Corner Desks

DESCRIPTION	Dock Delivered	Inside Delivered	Inside Delivered & Setup
CORNER DESK 42-inch back edges. Side dimensions noted below.			
 24 x 24 (left edge, right edge) JDC02424- P _ - _ Q	313.00	344.00	376.00
24 x 30 (left edge, right edge) JDC02430- P _ - _ Q	313.00	344.00	376.00
30 x 24 (left edge, right edge) JDC03024- P _ - _ Q	313.00	344.00	376.00
30 x 30 (left edge, right edge) JDC03030- P _ - _ Q	313.00	344.00	376.00

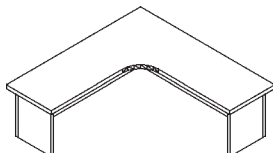
Corner Hutch

DESCRIPTION	Dock Delivered	Inside Delivered	Inside Delivered & Setup
CORNER HUTCH 42 x 42 x 39H JHOC0042- P _ - _ Q	500.00	550.00	600.00



Corner Reception Counter

DESCRIPTION	Dock Delivered	Inside Delivered	Inside Delivered & Setup
CORNER RECEPTION COUNTER 45 x 45 x 13¼H JHROC0045- P _ - _ Q	250.00	275.00	300.00



CASE GOODS/STORAGE (DESK AND OFFICE SUITE SYSTEM)

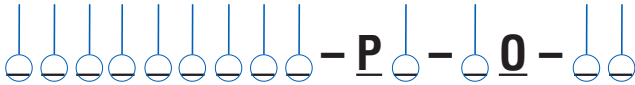
JAMESTOWN COMPUTER DESKS

ON YOUR ORDER... Fill in the codes from the table below

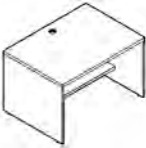
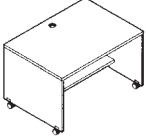
Choose
PRODUCT ITEM CODE
from Table below

OPTION ONE	OPTION TWO	OPTION THREE
Top Laminates	Base Color	Handle Finish

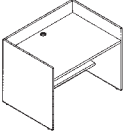
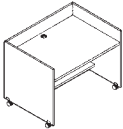
Note:
Computer desks are stand alone items. They do not accept extensions or hutches.



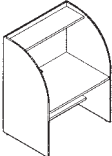
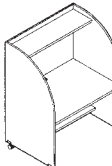
Computer Desks, Low Profile Available in Stationary and Mobile configurations, with 26½ high worksurfaces

DESCRIPTION	Dock Delivered	Inside Delivered	Inside Delivered & Setup
 <p>26½ H, LOW PROFILE with 26½ high worksurface</p> <p>30 x 42 x 26½, Low Profile, Stationary JDPL03042- P _ - _ 0</p>	450.00	495.00	540.00
 <p>30 x 42 x 26½, Low Profile, Mobile JDPLM3042- P _ - _ 0</p>	450.00	495.00	540.00

Computer Desks, Medium Profile Available in Stationary and Mobile configurations, with 26½ high worksurfaces

DESCRIPTION	Dock Delivered	Inside Delivered	Inside Delivered & Setup
 <p>32½ H, MEDIUM PROFILE with 26½ high worksurface</p> <p>30 x 42 x 32½, Medium Profile, Stationary JDPM03042- P _ - _</p>	475.00	523.00	570.00
 <p>30 x 42 x 32½, Medium Profile, Mobile JDPM3042- P _ - _ 0</p>	475.00	523.00	570.00

Computer Desks, High Profile Available in Stationary and Mobile configurations, with 26½ high worksurfaces

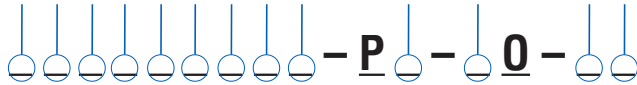
DESCRIPTION	Dock Delivered	Inside Delivered	Inside Delivered & Setup
 <p>55½ H, HIGH PROFILE with 26½ high worksurface</p> <p>30 x 42 x 55½, High Profile, Stationary JDPH03042- P _ - _ 0</p>	550.00	605.00	660.00
 <p>30 x 42 x 55½, High Profile, Mobile JDPHM3042- P _ - _ 0</p>	550.00	605.00	660.00

JAMESTOWN EXTENSIONS

ON YOUR ORDER... Fill in the codes from the table below

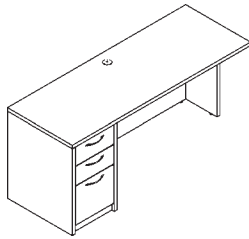
Choose
PRODUCT ITEM CODE
from Table below

OPTION ONE	OPTION TWO	OPTION THREE
Top Laminate	Base Color	Handle Finish

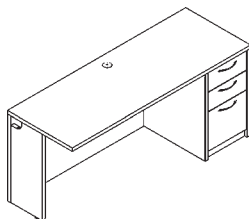


Extension, Return, with Left and Right Pedestals

DESCRIPTION	Dock Delivered	Inside Delivered	Inside Delivered & Setup	
EXTENSION, RETURN, LEFT PEDESTAL, BOX/BOX/FILE				
20 X 42	JERL2042- P _ _ _ 0 - _ _	438.00	482.00	526.00
20 X 48	JERL2048- P _ _ _ 0 - _ _	463.00	509.00	556.00
20 X 60	JERL2060- P _ _ _ 0 - _ _	488.00	537.00	586.00
20 X 66	JERL2066- P _ _ _ 0 - _ _	513.00	564.00	616.00
20 X 72	JERL2072- P _ _ _ 0 - _ _	538.00	592.00	646.00
24 X 42	JERL2442- P _ _ _ 0 - _ _	450.00	495.00	540.00
24 x 48	JERL2448- P _ _ _ 0 - _ _	475.00	523.00	570.00
24 x 60	JERL2460- P _ _ _ 0 - _ _	500.00	550.00	600.00
24 x 66	JERL2466- P _ _ _ 0 - _ _	525.00	578.00	630.00
24 x 72	JERL2472- P _ _ _ 0 - _ _	550.00	605.00	660.00
30 X 42	JERL3042- P _ _ _ 0 - _ _	475.00	523.00	570.00
30 x 48	JERL3048- P _ _ _ 0 - _ _	500.00	550.00	600.00
30 x 60	JERL3060- P _ _ _ 0 - _ _	525.00	578.00	630.00
30 x 66	JERL3066- P _ _ _ 0 - _ _	550.00	605.00	660.00
30 x 72	JERL3072- P _ _ _ 0 - _ _	575.00	633.00	690.00

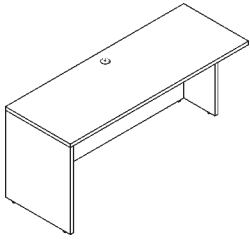
EXTENSION, RETURN, RIGHT PEDESTAL,
BOX/BOX/FILE

20 X 42	JERR2042- P _ _ _ 0 - _ _	438.00	482.00	526.00
20 X 48	JERR2048- P _ _ _ 0 - _ _	463.00	509.00	556.00
20 X 60	JERR2060- P _ _ _ 0 - _ _	488.00	537.00	586.00
20 X 66	JERR2066- P _ _ _ 0 - _ _	513.00	564.00	616.00
20 X 72	JERR2072- P _ _ _ 0 - _ _	538.00	592.00	646.00
24 X 42	JERR2442- P _ _ _ 0 - _ _	450.00	495.00	540.00
24 x 48	JERR2448- P _ _ _ 0 - _ _	475.00	523.00	570.00
24 x 60	JERR2460- P _ _ _ 0 - _ _	500.00	550.00	600.00
24 x 66	JERR2466- P _ _ _ 0 - _ _	525.00	578.00	630.00
24 x 72	JERR2472- P _ _ _ 0 - _ _	550.00	605.00	660.00
30 X 42	JERR3042- P _ _ _ 0 - _ _	475.00	523.00	570.00
30 x 48	JERR3048- P _ _ _ 0 - _ _	500.00	550.00	600.00
30 x 60	JERR3060- P _ _ _ 0 - _ _	525.00	578.00	630.00
30 x 66	JERR3066- P _ _ _ 0 - _ _	550.00	605.00	660.00
30 x 72	JERR3072- P _ _ _ 0 - _ _	575.00	633.00	690.00

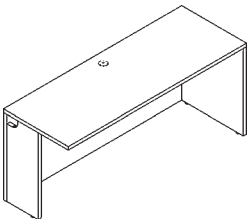


CASE GOODS/STORAGE (DESK AND OFFICE SUITE SYSTEM)**Extension, Shell, Left and Right**

DESCRIPTION	Dock Delivered	Inside Delivered	Inside Delivered & Setup
EXTENSION, SHELL, LEFT			
20 X 36 JESL2036- P _ - _ 0	163.00	179.00	196.00
20 X 42 JESL2042- P _ - _ 0	188.00	207.00	226.00
20 x 48 JESL2048- P _ - _ 0	213.00	234.00	256.00
20 x 60 JESL2060- P _ - _ 0	238.00	262.00	286.00
20 x 66 JESL2066- P _ - _ 0	263.00	289.00	316.00
20 x 72 JESL2072- P _ - _ 0	288.00	317.00	346.00
24 X 36 JESL2436- P _ - _ 0	175.00	193.00	210.00
24 X 42 JESL2442- P _ - _ 0	200.00	220.00	240.00
24 x 48 JESL2448- P _ - _ 0	225.00	248.00	270.00
24 x 60 JESL2460- P _ - _ 0	250.00	275.00	300.00
24 x 66 JESL2466- P _ - _ 0	275.00	303.00	330.00
24 x 72 JESL2472- P _ - _ 0	300.00	330.00	360.00
30 X 36 JESL3036- P _ - _ 0	200.00	220.00	240.00
30 X 42 JESL3042- P _ - _ 0	225.00	248.00	270.00
30 x 48 JESL3048- P _ - _ 0	250.00	275.00	300.00
30 x 60 JESL3060- P _ - _ 0	275.00	303.00	330.00
30 x 66 JESL3066- P _ - _ 0	300.00	330.00	360.00
30 x 72 JESL3072- P _ - _ 0	325.00	358.00	390.00

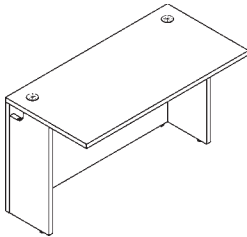
**EXTENSION, SHELL, RIGHT**

20 X 36 JESR2036- P _ - _ 0	163.00	179.00	196.00
20 X 42 JESR2042- P _ - _ 0	188.00	207.00	226.00
20 x 48 JESR2048- P _ - _ 0	213.00	234.00	256.00
20 x 60 JESR2060- P _ - _ 0	238.00	262.00	286.00
20 x 66 JESR2066- P _ - _ 0	263.00	289.00	316.00
20 x 72 JESR2072- P _ - _ 0	288.00	317.00	346.00
24 X 36 JESR2436- P _ - _ 0	175.00	193.00	210.00
24 X 42 JESR2442- P _ - _ 0	200.00	220.00	240.00
24 x 48 JESR2448- P _ - _ 0	225.00	248.00	270.00
24 x 60 JESR2460- P _ - _ 0	250.00	275.00	300.00
24 x 66 JESR2466- P _ - _ 0	275.00	303.00	330.00
24 x 72 JESR2472- P _ - _ 0	300.00	330.00	360.00
30 X 36 JESR3036- P _ - _ 0	200.00	220.00	240.00
30 X 42 JESR3042- P _ - _ 0	225.00	248.00	270.00
30 x 48 JESR3048- P _ - _ 0	250.00	275.00	300.00
30 x 60 JESR3060- P _ - _ 0	275.00	303.00	330.00
30 x 66 JESR3066- P _ - _ 0	300.00	330.00	360.00
30 x 72 JESR3072- P _ - _ 0	325.00	358.00	390.00

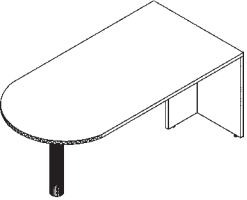
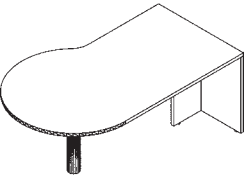
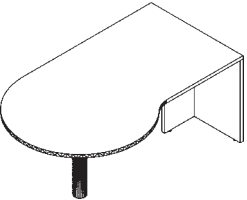


CASE GOODS/STORAGE (DESK AND OFFICE SUITE SYSTEM)

Extension, Bridge

	DESCRIPTION	Dock Delivered	Inside Delivered	Inside Delivered & Setup
	EXTENSION, BRIDGE			
	24 X 36 JEB02436- P _ - _ 0	175.00	193.00	210.00
	24 X 42 JEB02442- P _ - _ 0	200.00	220.00	240.00
	24 X 48 JEB02448- P _ - _ 0	225.00	248.00	270.00
	24 X 60 JEB02460- P _ - _ 0	250.00	275.00	300.00
	30 X 36 JEB03036- P _ - _ 0	200.00	220.00	240.00
	30 X 42 JEB03042- P _ - _ 0	225.00	248.00	270.00
	30 X 48 JEB03048- P _ - _ 0	250.00	275.00	300.00
	30 X 60 JEB03060- P _ - _ 0	275.00	303.00	330.00

Extension D-Shaped, and Extension P-Shaped Left and Right

	DESCRIPTION	Dock Delivered	Inside Delivered	Inside Delivered & Setup
	EXTENSION, D-SHAPED			
	30 x 60 JED03060- P _ - _ 0	400.00	440.00	480.00
	30 x 66 JED03066- P _ - _ 0	425.00	468.00	510.00
	30 x 72 JED03072- P _ - _ 0	450.00	495.00	540.00
	36 x 66 JED03666- P _ - _ 0	475.00	523.00	570.00
	36 x 72 JED03672- P _ - _ 0	500.00	550.00	600.00
	EXTENSION, P-SHAPED, LEFT			
	42 x 60 JEPL4260- P _ - _ 0	488.00	537.00	586.00
	42 x 66 JEPL4266- P _ - _ 0	513.00	564.00	616.00
	42 x 72 JEPL4272- P _ - _ 0	538.00	592.00	646.00
	EXTENSION, P-SHAPED, RIGHT			
	42 x 60 JEPR4260- P _ - _ 0	488.00	537.00	586.00
	42 x 66 JEPR4266- P _ - _ 0	513.00	564.00	616.00
	42 x 72 JEPR4272- P _ - _ 0	538.00	592.00	646.00

CASE GOODS/STORAGE (DESK AND OFFICE SUITE SYSTEM)

JAMESTOWN CREDENZAS

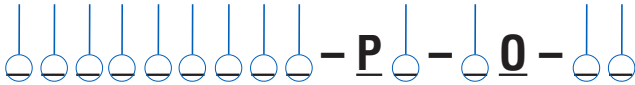
ON YOUR ORDER... Fill in the codes from the table below

Choose
PRODUCT ITEM CODE
from Table below

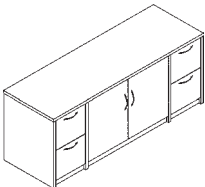
OPTION ONE
Top Laminates

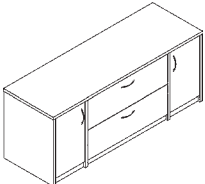
OPTION TWO
Base Color

OPTION THREE
Handle Finish

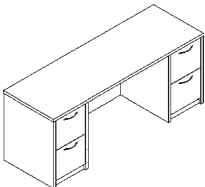


Credenza, Full

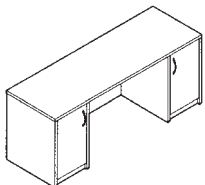
	DESCRIPTION	Dock Delivered	Inside Delivered	Inside Delivered & Setup
	CREDENZA, FILE/FILE, DOOR/DOOR, FILE/FILE OPTION			
	24 X 66 JCQ102466- P _ - _ 0 - _ _	913.00	1004.00	1096.00
	24 X 72 JCQ102472- P _ - _ 0 - _ _	938.00	1032.00	1126.00

	CREDENZA, DOOR, LATERAL FILE, DOOR OPTION			
	24 x 66 Jcq202466- P _ - _ 0 - _ _	913.00	1004.00	1096.00
	24 x 72 Jcq202472- P _ - _ 0 - _ _	938.00	1032.00	1126.00

Credenza, Kneehole

	DESCRIPTION	Dock Delivered	Inside Delivered	Inside Delivered & Setup
	CREDENZA, FILE/FILE, DOOR/DOOR, FILE/FILE OPTION			
	24 x 66 JCK202466- P _ - _ 0 - _ _	725.00	798.00	870.00
	24 x 72 JCK202472- P _ - _ 0 - _ _	750.00	825.00	900.00

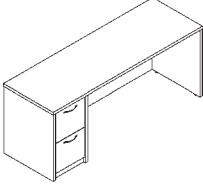
Credenza, Kneehole, Door/Door

	DESCRIPTION	Dock Delivered	Inside Delivered	Inside Delivered & Setup
	CREDENZA, KNEEHOLE, DOOR/DOOR			
	24 x 66 JCK102466- P _ - _ 0 - _ _	700.00	770.00	840.00
	24 x 72 JCK102472- P _ - _ 0 - _ _	725.00	798.00	870.00

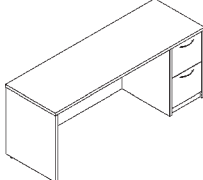
CASE GOODS/STORAGE (DESK AND OFFICE SUITE SYSTEM)

JAMESTOWN CREDENZAS

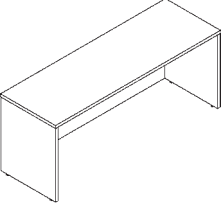
Credenza, Pedestal

	DESCRIPTION	Dock Delivered	Inside Delivered	Inside Delivered & Setup	
	CREDENZA, LEFT PEDESTAL, FILE/FILE				
	24 X 48	JCOL2448- P _ - _ 0 - _ _	450.00	495.00	540.00
	24 x 60	JCOL2460- P _ - _ 0 - _ _	475.00	523.00	570.00
	24 x 66	JCOL2466- P _ - _ 0 - _ _	500.00	550.00	600.00
	24 x 72	JCOL2472- P _ - _ 0 - _ _	525.00	578.00	630.00

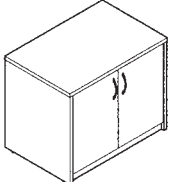
Credenza, Right Pedestal, File/File

	24 X 48	JCOR2448- P _ - _ 0 - _ _	450.00	495.00	540.00
	24 x 60	JCOR2460- P _ - _ 0 - _ _	475.00	523.00	570.00
	24 x 66	JCOR2466- P _ - _ 0 - _ _	500.00	550.00	600.00
	24 x 72	JCOR2472- P _ - _ 0 - _ _	525.00	578.00	630.00

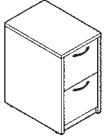
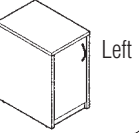
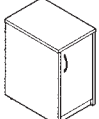
Credenza, Shell

	DESCRIPTION	Dock Delivered	Inside Delivered	Inside Delivered & Setup	
	CREDENZA, SHELL				
	24 x 48	JCOS2448- P _ - _ 0	225.00	248.00	270.00
	24 x 60	JCOS2460- P _ - _ 0	250.00	275.00	300.00
	24 x 66	JCOS2466- P _ - _ 0	275.00	303.00	330.00
	24 x 72	JCOS2472- P _ - _ 0	300.00	330.00	360.00

Credenza, Double Door

	DESCRIPTION	Dock Delivered	Inside Delivered	Inside Delivered & Setup
	CREDENZA, DOUBLE DOOR			
	24 x 36	JCD102436- P _ - _ 0	438.00	482.00

Credenza, Single

	DESCRIPTION	Dock Delivered	Inside Delivered	Inside Delivered & Setup	
	CREDENZA, SINGLE, FILE/FILE				
	24 x 16, File/File	JC1FF2416- P _ - _ 0	313.00	344.00	376.00
	CREDENZA, SINGLE, DOOR				
	24 x 16, Left	JC1LD2416- P _ - _ 0	282.00	310.00	338.00
	24 x 16, Right	JC1RD2416- P _ - _ 0	282.00	310.00	338.00

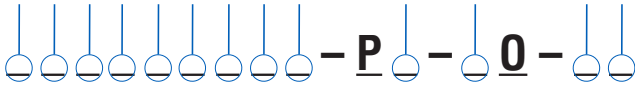
CASE GOODS/STORAGE (DESK AND OFFICE SUITE SYSTEM)

JAMESTOWN HUTCHES

ON YOUR ORDER... Fill in the codes from the table below

Choose
PRODUCT ITEM CODE
from Table below

OPTION ONE	OPTION TWO	OPTION THREE
Top Laminate	Base Color	Handle Finish



Hutches, Open, Rectangular Top

	DESCRIPTION	Dock Delivered	Inside Delivered	Inside Delivered & Setup
	HUTCH, OPEN RECTANGULAR TOP 15 x 36 JHOSR0036- P _ - _ 0	325.00	358.00	390.00
	15 X 42 JHOSR0042- P _ - _ 0	350.00	385.00	420.00

	HUTCH, OPEN RECTANGULAR TOP 15 x 48 JHOSR0048- P _ - _ 0	375.00	413.00	450.00
	15 x 60 JHOSR0060- P _ - _ 0	400.00	440.00	480.00
	15 x 66 JHOSR0066- P _ - _ 0	425.00	468.00	510.00
	15 x 72 JHOSR0072- P _ - _ 0	450.00	495.00	540.00

Hutches, Closed, Rectangular Top

	DESCRIPTION	Dock Delivered	Inside Delivered	Inside Delivered & Setup
	HUTCH, CLOSED (2-DOOR), RECTANGULAR TOP 15 x 36 JHC2R0036- P _ - _ 0 - _ _	375.00	413.00	450.00
	15 x 42 JHC2R0042- P _ - _ 0 - _ _	400.00	440.00	480.00

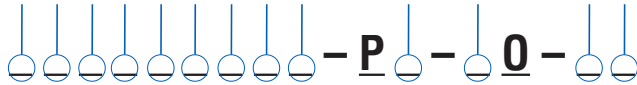
	HUTCH, CLOSED (4-DOOR), RECTANGULAR TOP 15 x 48 JHC4R0048- P _ - _ 0 - _ _	425.00	468.00	510.00
	15 x 60 JHC4R0060- P _ - _ 0 - _ _	450.00	495.00	540.00
	15 x 66 JHC4R0066- P _ - _ 0 - _ _	475.00	523.00	570.00
	15 x 72 JHC4R0072- P _ - _ 0 - _ _	500.00	550.00	600.00

JAMESTOWN HUTCHES

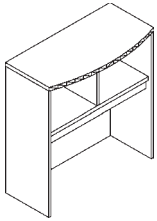
ON YOUR ORDER... Fill in the codes from the table below

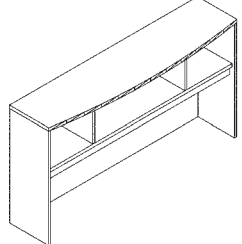
Choose
PRODUCT ITEM CODE
from Table below

OPTION ONE	OPTION TWO	OPTION THREE
Top Laminate	Base Color	Handle Finish

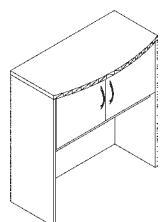


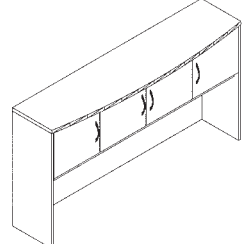
Hutches, Open, Bowed Top

	DESCRIPTION	Dock Delivered	Inside Delivered	Inside Delivered & Setup
	HUTCH, OPEN BOWED TOP			
	18 x 36 JHOSB0036- P__ - __Q	350.00	385.00	420.00
	18 X 42 JHOSB0042- P__ - __Q	375.00	413.00	450.00

	HUTCH, OPEN BOWED TOP			
	18 x 48 JHOSB0048- P__ - __Q	400.00	440.00	480.00
	18 x 60 JHOSB0060- P__ - __Q	425.00	468.00	510.00
	18 x 66 JHOSB0066- P__ - __Q	450.00	495.00	540.00
	18 x 72 JHOSB0072- P__ - __Q	475.00	523.00	570.00

Hutches, Closed, Bowed Top

	DESCRIPTION	Dock Delivered	Inside Delivered	Inside Delivered & Setup
	HUTCH, CLOSED (2-DOOR), BOWED TOP			
	18 x 36 JHC2B0036- P__ - __Q - ___	400.00	440.00	480.00
	18 x 42 JHC2B0042- P__ - __Q - ___	425.00	468.00	510.00

	HUTCH, CLOSED (4-DOOR), BOWED TOP			
	18 x 48 JHC4B0048- P__ - __Q - ___	450.00	495.00	540.00
	18 x 60 JHC4B0060- P__ - __Q - ___	475.00	523.00	570.00
	18 x 66 JHC4B0066- P__ - __Q - ___	500.00	550.00	600.00
	18 x 72 JHC4B0072- P__ - __Q - ___	525.00	578.00	630.00

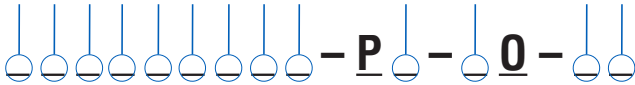
CASE GOODS/STORAGE (DESK AND OFFICE SUITE SYSTEM)

JAMESTOWN HUTCH RETURNS

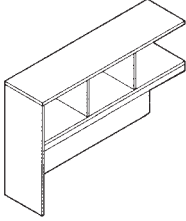
ON YOUR ORDER... Fill in the codes from the table below

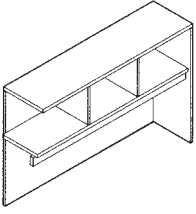
Choose
PRODUCT ITEM CODE
from Table below

OPTION ONE **OPTION TWO** **OPTION THREE**
Top Base Handle
Laminate Color Finish



Hutch Returns, Open, Rectangular Top

DESCRIPTION	Dock Delivered	Inside Delivered	Inside Delivered & Setup
 <p>HUTCH RETURN, LEFT, OPEN, RECTANGULAR TOP</p>	45" JHOLR0045- P _ - _ 0 375.00	413.00	450.00
	51" JHOLR0051- P _ - _ 0 388.00	427.00	466.00
	57" JHOLR0057- P _ - _ 0 400.00	440.00	480.00
	63" JHOLR0063- P _ - _ 0 413.00	454.00	496.00
	69" JHOLR0069- P _ - _ 0 425.00	468.00	510.00

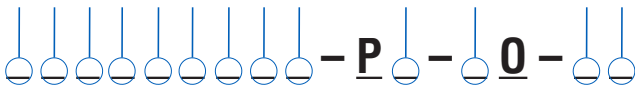
 <p>HUTCH RETURN, RIGHT, OPEN, RECTANGULAR TOP</p>	45" JHORR0045- P _ - _ 0 375.00	413.00	450.00
	51" JHORR0051- P _ - _ 0 388.00	427.00	466.00
	57" JHORR0057- P _ - _ 0 400.00	440.00	480.00
	63" JHORR0063- P _ - _ 0 413.00	454.00	496.00
	69" JHORR0069- P _ - _ 0 425.00	468.00	510.00

JAMESTOWN HUTCH PRIVACY DIVIDERS

ON YOUR ORDER... Fill in the codes from the table below

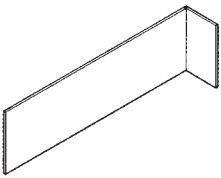
Choose
PRODUCT ITEM CODE
from Table below

OPTION ONE **OPTION TWO** **OPTION THREE**
Top Base Handle
Laminate Color Finish



Inside and setup price is only if installed when hutch is installed, NOT if purchased afterward.

Hutch Privacy Divider, Returns, 20" High

DESCRIPTION	Dock Delivered	Inside Delivered	Inside Delivered & Setup
 <p>HUTCH PRIVACY DIVIDER, RETURN, 20" HIGH</p>	45" JHPR0045- P _ - _ 0 135.00	149.00	162.00
	51" JHPR0051- P _ - _ 0 139.00	153.00	167.00
	57" JHPR0057- P _ - _ 0 143.00	157.00	172.00
	63" JHPR0063- P _ - _ 0 147.00	162.00	176.00
	69" JHPR0069- P _ - _ 0 150.00	165.00	180.00

CASE GOODS/STORAGE (DESK AND OFFICE SUITE SYSTEM)

JAMESTOWN HUTCH TACKBOARDS

ON YOUR ORDER... Fill in the codes from the table below

Choose
PRODUCT ITEM CODE
from Table below

OPTION ONE
Top Laminate

OPTION TWO
Base Color

OPTION THREE
Handle Finish

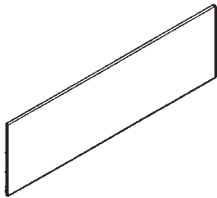
- P - Q -

Note:
Tackboards can be covered with all standard panel fabrics and standard seating fabrics. They cannot be covered in Vinyl, Faux Leather, or Woven Crypton fabrics.

Inside and setup price is only if installed when hutch is installed, NOT if purchased afterward.

Hutch Tackboards

DESCRIPTION	Dock Delivered	Inside Delivered	Inside Delivered & Setup
HUTCH TACKBOARD			
18 X 36 JHT1836- _ _	72.00	79.00	86.00
18 X 42 JHT1842- _ _	75.00	83.00	90.00
18 X 45 JHT1845- _ _	79.00	87.00	95.00
18 X 48 JHT1848- _ _	79.00	87.00	95.00
18 X 51 JHT1851- _ _	79.00	87.00	95.00
18 X 57 JHT1857- _ _	87.00	96.00	104.00
18 X 60 JHT1860- _ _	87.00	96.00	104.00
18 X 63 JHT1863- _ _	87.00	96.00	104.00
18 X 66 JHT1866- _ _	90.00	99.00	108.00
18 X 69 JHT1869- _ _	94.00	103.00	113.00
18 X 72 JHT1872- _ _	94.00	103.00	113.00



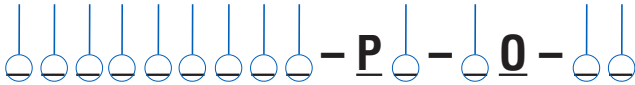
CASE GOODS/STORAGE (DESK AND OFFICE SUITE SYSTEM)

JAMESTOWN RECEPTION COUNTERS

ON YOUR ORDER... Fill in the codes from the table below

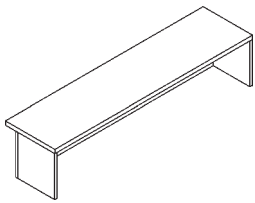
Choose
PRODUCT ITEM CODE
from Table below

OPTION ONE	OPTION TWO	OPTION THREE
Top Laminate	Base Color	Handle Finish



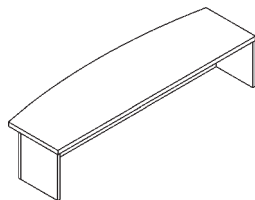
Reception Counters, Rectangular Top

DESCRIPTION	Dock Delivered	Inside Delivered	Inside Delivered & Setup
RECEPTION COUNTER, RECTANGULAR TOP - 36 13H x 15D X 36W JHROR1536- <u>P</u> <u> </u> - <u> </u> <u>0</u>	200.00	220.00	240.00
Reception Counter, Rectangular Top - 42 13 x 15 x 42 JHROR1542- <u>P</u> <u> </u> - <u> </u> <u>0</u>	213.00	234.00	256.00
Reception Counter, Rectangular Top - 48 13 x 15 x 48 JHROR1548- <u>P</u> <u> </u> - <u> </u> <u>0</u>	225.00	248.00	270.00
Reception Counter, Rectangular Top - 60 13 x 15 x 60 JHROR1560- <u>P</u> <u> </u> - <u> </u> <u>0</u>	250.00	275.00	300.00
Reception Counter, Rectangular Top - 66 13 x 15 x 66 JHROR1566- <u>P</u> <u> </u> - <u> </u> <u>0</u>	263.00	289.00	316.00
Reception Counter, Rectangular Top - 72 13 x 15 x 72 JHROR1572- <u>P</u> <u> </u> - <u> </u> <u>0</u>	275.00	303.00	330.00



Reception Counters, Bowed Top

DESCRIPTION	Dock Delivered	Inside Delivered	Inside Delivered & Setup
RECEPTION COUNTER, BOWED TOP - 36 13 x 18 x 36 JHROB1836- <u>P</u> <u> </u> - <u> </u> <u>0</u>	207.00	228.00	248.00
Reception Counter, Bowed Top - 42 13 x 18 x 42 JHROB1842- <u>P</u> <u> </u> - <u> </u> <u>0</u>	219.00	241.00	263.00
Reception Counter, Bowed Top - 48 13 x 18 x 48 JHROB1848- <u>P</u> <u> </u> - <u> </u> <u>0</u>	232.00	255.00	278.00
Reception Counter, Bowed Top - 60 13 x 18 x 60 JHROB1860- <u>P</u> <u> </u> - <u> </u> <u>0</u>	257.00	283.00	308.00
Reception Counter, Bowed Top - 66 13 x 18 x 66 JHROB1866- <u>P</u> <u> </u> - <u> </u> <u>0</u>	275.00	303.00	330.00
Reception Counter, Bowed Top - 72 13 x 18 x 72 JHROB1872- <u>P</u> <u> </u> - <u> </u> <u>0</u>	288.00	317.00	346.00



CASE GOODS/STORAGE (DESK AND OFFICE SUITE SYSTEM)

JAMESTOWN RECEPTION RETURNS

ON YOUR ORDER... Fill in the codes from the table below

Choose
PRODUCT ITEM CODE
from Table below

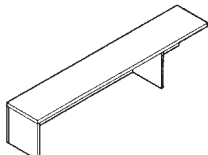
OPTION ONE
Top
Laminate

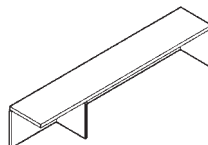
OPTION TWO
Base
Color

OPTION THREE
Handle
Finish

○ ○ ○ ○ ○ ○ ○ ○ ○ ○ ○ ○ ○ ○ - P ○ - ○ 0 - ○ ○

Reception Counter Return, Rectangular Top

DESCRIPTION	Dock Delivered	Inside Delivered	Inside Delivered & Setup
RECEPTION COUNTER RETURN, LEFT, RECTANGULAR TOP			
 66 JHRLR1266- P _ - _ 0	263.00	289.00	316.00
72 JHRLR1272- P _ - _ 0	275.00	303.00	330.00

RECEPTION COUNTER RETURN, RIGHT, RECTANGULAR TOP			
 66 JHRRR1266- P _ - _ 0	263.00	289.00	316.00
72 JHRRR1272- P _ - _ 0	275.00	303.00	330.00

JAMESTOWN RECEPTION DIVIDERS

ON YOUR ORDER... Fill in the codes from the table below

Choose
PRODUCT ITEM CODE
from Table below

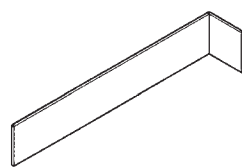
OPTION ONE
Top
Laminate

OPTION TWO
Base
Color

OPTION THREE
Handle
Finish

○ ○ ○ ○ ○ ○ ○ ○ ○ ○ ○ ○ ○ ○ - P ○ - ○ 0 - ○ ○

Reception Counter, Privacy Divider, Return

DESCRIPTION	Dock Delivered	Inside Delivered	Inside Delivered & Setup
RECEPTION COUNTER, PRIVACY DIVIDER, RETURN			
 66 JHRPR1266- P _ - _ 0	119.00	131.00	143.00
72 JHRPR1272- P _ - _ 0	125.00	138.00	150.00

CASE GOODS/STORAGE (DESK AND OFFICE SUITE SYSTEM)

JAMESTOWN BOOKCASES

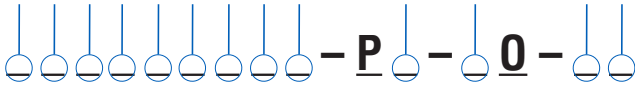
ON YOUR ORDER... Fill in the codes from the table below

Choose
PRODUCT ITEM CODE
from Table below

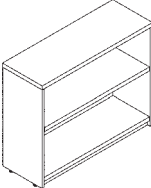
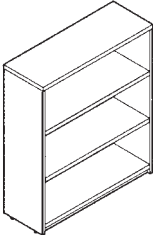
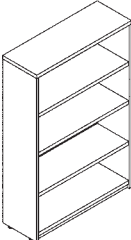
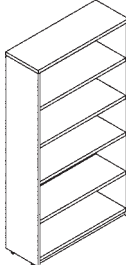
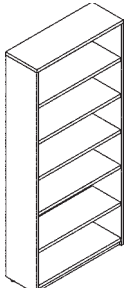
OPTION ONE
Top
Laminate

OPTION TWO
Base
Color

OPTION THREE
Handle
Finish



Bookcases, Rectangular Top

	DESCRIPTION	Dock Delivered	Inside Delivered	Inside Delivered & Setup
	<p>BOOKCASE, 2 SHELVES, RECTANGULAR TOP, 29½ H</p> <p>13 x 36 JBC2R3629- P _ - _ 0</p>	263.00	289.00	316.00
	<p>BOOKCASE, 3 SHELVES, RECTANGULAR TOP, 42½ H</p> <p>13 x 36 JBC3R3642- P _ - _ 0</p>	288.00	317.00	346.00
	<p>BOOKCASE, 4 SHELVES, RECTANGULAR TOP, 55½ H</p> <p>13 x 36 JBC4R3655- P _ - _ 0</p>	313.00	344.00	376.00
	<p>BOOKCASE, 5 SHELVES, RECTANGULAR TOP, 68½ H</p> <p>13 x 36 JBC5R3668- P _ - _ 0</p>	338.00	372.00	406.00
	<p>BOOKCASE, 6 SHELVES, RECTANGULAR TOP, 81½ H</p> <p>13 x 36 JBC6R3681- P _ - _ 0</p>	363.00	399.00	436.00

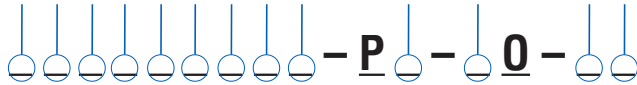
CASE GOODS/STORAGE (DESK AND OFFICE SUITE SYSTEM)

JAMESTOWN BOOKCASES / CORNER BOOKCASES


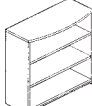
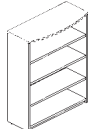
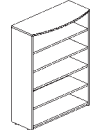

ON YOUR ORDER... Fill in the codes from the table below

Choose
PRODUCT ITEM CODE
from Table below

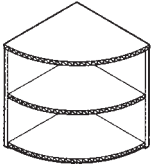

OPTION ONE	OPTION TWO	OPTION THREE
Top Laminate	Base Color	Handle Finish



Bookcases, Bowed Top

	DESCRIPTION	Dock Delivered	Inside Delivered	Inside Delivered & Setup
	BOOKCASE, 2 SHELVES, BOWED TOP, 29½ H 16 x 36 JBC2B3629- P _ - _ 0	288.00	317.00	346.00
	BOOKCASE, 3 SHELVES, BOWED TOP, 42½ H 16 x 36 JBC3B3642- P _ - _ 0	313.00	344.00	376.00
	BOOKCASE, 4 SHELVES, BOWED TOP, 55½ H 16 x 36 JBC4B3655- P _ - _ 0	338.00	372.00	406.00
	BOOKCASE, 5 SHELVES, BOWED TOP, 68½ H 16 x 36 JBC5B3668- P _ - _ 0	363.00	399.00	436.00
	BOOKCASE, 6 SHELVES, BOWED TOP, 81½ H 16 x 36 JBC6B3681- P _ - _ 0	388.00	427.00	466.00

Corner Bookcases

	DESCRIPTION	Dock Delivered	Inside Delivered	Inside Delivered & Setup
	CORNER BOOKCASE, 2 SHELVES, 29½ H 15 x 15 JBC2C1529- P _ - _ 0	263.00	289.00	316.00
	24 x 24 JBC2C2429- P _ - _ 0	288.00	317.00	346.00
	30 x 30 JBC2C3029- P _ - _ 0	300.00	330.00	360.00
	36 x 36 JBC2C3629- P _ - _ 0	325.00	358.00	390.00
	CORNER BOOKCASE, 5 SHELVES, 68½ H 15 x 15 JBC5C1568- P _ - _ 0	500.00	550.00	600.00

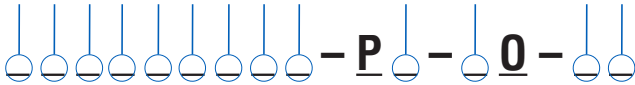
CASE GOODS/STORAGE (DESK AND OFFICE SUITE SYSTEM)

JAMESTOWN UPPER BOOKCASES

ON YOUR ORDER... Fill in the codes from the table below

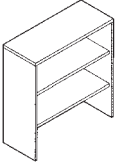
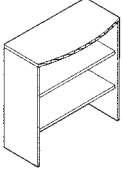
Choose
PRODUCT ITEM CODE
from Table below

OPTION ONE	OPTION TWO	OPTION THREE
Top Laminate	Base Color	Handle Finish

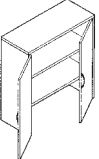
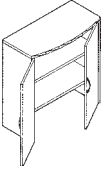


Note:
Jamestown upper bookcases are designed for placement on top of lateral files or credenzas, not for floor use.

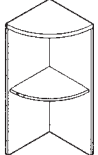
Upper Bookcases, Open

	DESCRIPTION	Dock Delivered	Inside Delivered	Inside Delivered & Setup
	UPPER BOOKCASE, OPEN, RECTANGULAR TOP 15 x 36 x 39 JBUOR1536- <u>P</u> - <u> </u> - <u> </u> <u>0</u>	300.00	330.00	360.00
	UPPER BOOKCASE, OPEN, BOWED TOP 18 x 36 x 39 JBUOB1836- <u>P</u> - <u> </u> - <u> </u> <u>0</u>	313.00	344.00	376.00

Upper Bookcases, Closed

	DESCRIPTION	Dock Delivered	Inside Delivered	Inside Delivered & Setup
	UPPER BOOKCASE, CLOSED, RECTANGULAR TOP 15 x 36 x 39 JBUCR1536- <u>P</u> - <u> </u> - <u> </u> <u>0</u>	400.00	440.00	480.00
	UPPER BOOKCASE, CLOSED, BOWED TOP 18 x 36 x 39 JBUCB1836- <u>P</u> - <u> </u> - <u> </u> <u>0</u>	413.00	454.00	496.00

Upper Bookcase, Corner

	DESCRIPTION	Dock Delivered	Inside Delivered	Inside Delivered & Setup
	UPPER BOOKCASE, CORNER 15 x 15 x 39 JBUOC1515- <u>P</u> - <u> </u> - <u> </u> <u>0</u>	263.00	289.00	316.00

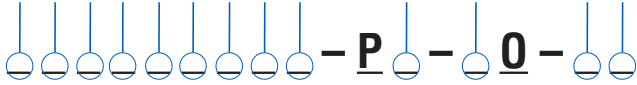
CASE GOODS/STORAGE (DESK AND OFFICE SUITE SYSTEM)

JAMESTOWN LATERAL FILES


ON YOUR ORDER... Fill in the codes from the table below

Choose
PRODUCT ITEM CODE
from Table below

OPTION ONE	OPTION TWO	OPTION THREE
Top Laminate	Base Color	Handle Finish



Lateral Files

	DESCRIPTION	Dock Delivered	Inside Delivered	Inside Delivered & Setup
	LATERAL FILE, 2 DRAWER 29½ H 24 x 36 JFL202436- P _ - _ Q - _ _	438.00	482.00	526.00
	LATERAL FILE, 3 DRAWER, 41½ H 24 x 36 JFL302436- P _ - _ Q - _ _	563.00	619.00	676.00
	LATERAL FILE, 4 DRAWER, 53½ H 24 x 36 JFL402436- P _ - _ Q - _ _	688.00	757.00	826.00

CASE GOODS/STORAGE (DESK AND OFFICE SUITE SYSTEM)

JAMESTOWN TABLES

ON YOUR ORDER... Fill in the codes from the table below

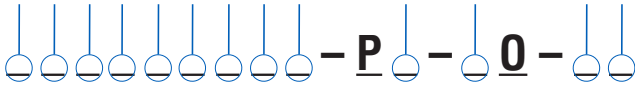
Choose
PRODUCT ITEM CODE
from Table below

OPTION ONE
Top Laminate

OPTION TWO
Base Color

OPTION THREE
Handle Finish

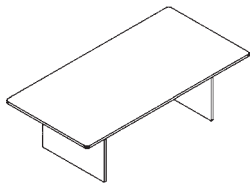
Note:
Jamestown tables are shipped unassembled.



Conference Tables

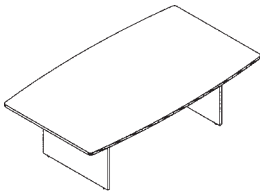
DESCRIPTION	Dock Delivered	Inside Delivered	Inside Delivered & Setup
-------------	----------------	------------------	--------------------------

CONFERENCE TABLE, RECTANGULAR WITH H-BASE



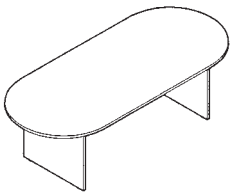
36 x 72	JTCR3672- P _ - _ 0	388.00	427.00	466.00
36 x 96	JTCR3696- P _ - _ 0	400.00	440.00	480.00
42 x 72	JTCR4272- P _ - _ 0	413.00	454.00	496.00
42 x 96	JTCR4296- P _ - _ 0	425.00	468.00	510.00
48 x 96	JTCR4896- P _ - _ 0	438.00	482.00	526.00

CONFERENCE TABLE, BOAT-SHAPE WITH H-BASE



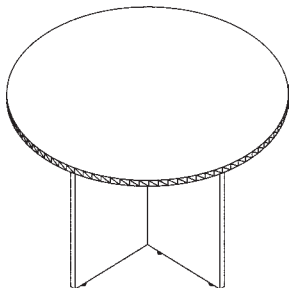
36 x 72	JTCB3672- P _ - _ 0	388.00	427.00	466.00
36 x 96	JTCB3696- P _ - _ 0	400.00	440.00	480.00
42 x 72	JTCB4272- P _ - _ 0	413.00	454.00	496.00
42 x 96	JTCB4296- P _ - _ 0	425.00	468.00	510.00
48 x 96	JTCB4896- P _ - _ 0	438.00	482.00	526.00
48 x 120	JTCB48120- P _ - _ 0	500.00	550.00	600.00

CONFERENCE TABLE, OVAL "RACETRACK" TOP WITH H-BASE



36 x 72	JTCO3672- P _ - _ 0	388.00	427.00	466.00
36 x 96	JTCO3696- P _ - _ 0	400.00	440.00	480.00
42 x 72	JTCO4272- P _ - _ 0	413.00	454.00	496.00
42 x 96	JTCO4296- P _ - _ 0	425.00	468.00	510.00
48 x 96	JTCO4896- P _ - _ 0	438.00	482.00	526.00

ROUND WITH X-BASE



24, Tab	JTCC24- P _ - _ 0	213.00	234.00	256.00
30, Tab	JTCC30- P _ - _ 0	225.00	248.00	270.00
36, Tab	JTCC36- P _ - _ 0	238.00	262.00	286.00
42, Tab	JTCC42- P _ - _ 0	250.00	275.00	300.00
48, Tab	JTCC48- P _ - _ 0	275.00	303.00	330.00
60, Tab	JTCC60- P _ - _ 0	313.00	344.00	376.00

CASE GOODS/STORAGE (DESK AND OFFICE SUITE SYSTEM)

JAMESTOWN TABLES

ON YOUR ORDER... Fill in the codes from the table below

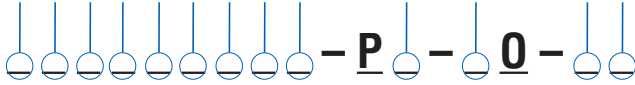
Choose
PRODUCT ITEM CODE
from Table below

OPTION ONE
Top Laminate

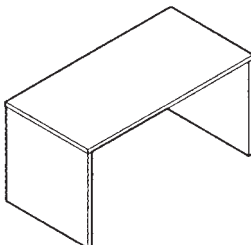
OPTION TWO
Base Color

OPTION THREE
Handle Finish

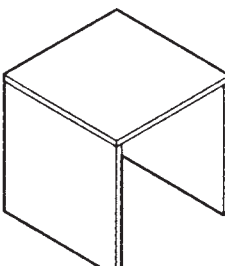
Note:
Jamestown tables are shipped unassembled.



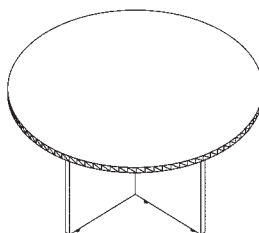
Occasional Coffee Tables, H-Base

DESCRIPTION	Dock Delivered	Inside Delivered	Inside Delivered & Setup
 <p>OCCASIONAL COFFEE TABLE, H-BASE</p> <p>24 X 42 X 16H JTOC2442H- P _ - _ Q 213.00 234.00 256.00</p> <p>24 X 48 X 16H JTOC2448H- P _ - _ Q 225.00 248.00 270.00</p>			

Occasional End Tables, H-Base

DESCRIPTION	Dock Delivered	Inside Delivered	Inside Delivered & Setup
 <p>OCCASIONAL END TABLE, H-BASE</p> <p>20 X 20 X 21H JTOE2020H- P _ - _ Q 188.00 207.00 226.00</p> <p>24 X 24 X 21H JTOE2424H- P _ - _ Q 200.00 220.00 240.00</p>			

Occasional Coffee Table, Round, 36", X-Base

DESCRIPTION	Dock Delivered	Inside Delivered	Inside Delivered & Setup
 <p>OCCASIONAL COFFEE TABLE, ROUND, 36", X-BASE</p> <p>Occasional Coffee Table, Round, 36", X-Base 18H JTOCR360018- P _ - _ Q 238.00 262.00 286.00</p>			

CASE GOODS/STORAGE (DESK AND OFFICE SUITE SYSTEM)

JAMESTOWN UTILITIES

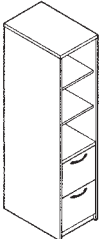
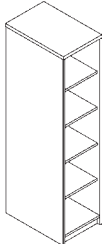
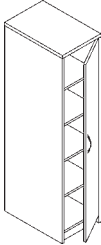
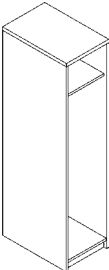
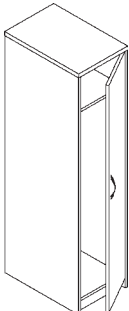
ON YOUR ORDER... Fill in the codes from the table below

Choose
PRODUCT ITEM CODE
from Table below

OPTION ONE	OPTION TWO	OPTION THREE
Top Laminate	Base Color	Handle Finish



Single Utilities, Rectangular Top

	DESCRIPTION	Dock Delivered	Inside Delivered	Inside Delivered & Setup
	SINGLE UTILITY, FILE/FILE/OPEN SHELVES, RECTANGULAR TOP 24 X 16 X 68 JUSOF0R16- P _ - _ 0	438.00	482.00	526.00
	SINGLE UTILITY, OPEN SHELVES, RECTANGULAR TOP 24 X 16 X 68 JUSOS0R16- P _ - _ 0	338.00	372.00	406.00
	SINGLE UTILITY, CLOSED SHELVES, RECTANGULAR TOP 24 X 16 X 68, LH Door JUSCSLR16- P _ - _ 0 24 X 16 X 68, LH Door (shown) JUSCSRR16- P _ - _ 0	400.00	440.00	480.00
	SINGLE UTILITY, OPEN WARDROBE, RECTANGULAR TOP 24 X 16 X 68 JUSOW0R16- P _ - _ 0	313.00	344.00	376.00
	SINGLE UTILITY, CLOSED WARDROBE, RECTANGULAR TOP 24 X 16 X 68, LH Door JUSCWLR16- P _ - _ 0 - _ _ 24 X 16 X 68, RH Door (Shown) JUSCWRR16- P _ - _ 0 - _ _	375.00	413.00	450.00

CASE GOODS/STORAGE (DESK AND OFFICE SUITE SYSTEM)

JAMESTOWN UTILITIES

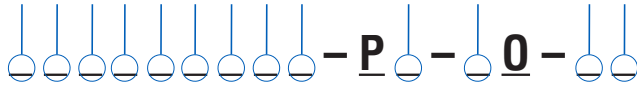
ON YOUR ORDER... Fill in the codes from the table below

Choose
PRODUCT ITEM CODE
from Table below

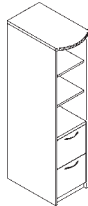
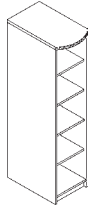
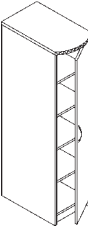

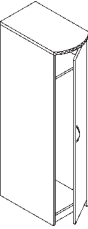
OPTION ONE
Top
Laminate

OPTION TWO
Base
Color

OPTION THREE
Handle
Finish



Single Utilities, Bowed Top

	DESCRIPTION	Dock Delivered	Inside Delivered	Inside Delivered & Setup
	<p>SINGLE UTILITY, FILE/FILE/OPEN SHELVES, BOWED TOP</p> <p>27 X 16 X 68 JUSOF0B16- P _ - _ Q - _ _</p>	450.00	495.00	540.00
	<p>SINGLE UTILITY, OPEN SHELVES, BOWED TOP</p> <p>27 X 16 X 68 JUSOS0B16- P _ - _ Q</p>	350.00	385.00	420.00
	<p>SINGLE UTILITY, CLOSED SHELVES, BOWED TOP</p> <p>27 X 16 X 68, LH Door JUSCSLB16- P _ - _ Q - _ _</p> <p>27 X 16 X 68, RH Door (Shown) JUSCSRB16- P _ - _ Q - _ _</p>	413.00	454.00	496.00
	<p>SINGLE UTILITY, OPEN WARDROBE, BOWED TOP</p> <p>27 X 16 X 68 JUSOW0B16- P _ - _ Q - _ _</p>	325.00	358.00	390.00
	<p>SINGLE UTILITY, CLOSED WARDROBE, BOWED TOP</p> <p>27 X 16 X 68, LH Door JUSCWLB16- P _ - _ Q - _ _</p> <p>27 X 16 X 68, RH Door (Shown) JUSCWRB16- P _ - _ Q - _ _</p>	388.00	427.00	466.00

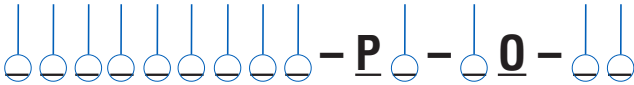
CASE GOODS/STORAGE (DESK AND OFFICE SUITE SYSTEM)

JAMESTOWN UTILITIES

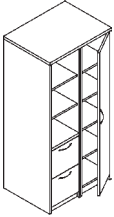
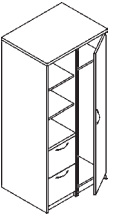
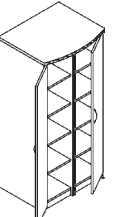
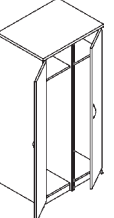
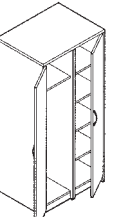
ON YOUR ORDER... Fill in the codes from the table below

Choose
PRODUCT ITEM CODE
from Table below

OPTION ONE	OPTION TWO	OPTION THREE
Top Laminate	Base Color	Handle Finish



Double Utilities, Rectangular Top

	DESCRIPTION	Dock Delivered	Inside Delivered	Inside Delivered & Setup
	DOUBLE UTILITY, FILE/FILE/OPEN SHELVES- CLOSED SHELVES, RECTANGULAR TOP 24 X 32 X 68, Left Door (Mirror Image, Not Shown) JUDMSLR32- P - - 0 - - - 24 X 32 X 68, Right Door (Shown) JUDMSRR32- P - - 0 - - -	838.00	922.00	1006.00
	DOUBLE UTILITY, FILE/FILE/OPEN SHELVES- CLOSED WARDROBE, RECTANGULAR TOP 24 X 32 X 68, Left Door (Mirror Image, Not Shown) JUDMWLR32- P - - 0 - - - 24 X 32 X 68, Right Door (Shown) JUDMWRR32- P - - 0 - - -	813.00	894.00	976.00
	DOUBLE UTILITY, CLOSED SHELVES, RECTANGULAR TOP 24 X 32 X 68 JUDCSDR32- P - - 0 - - -	800.00	880.00	960.00
	DOUBLE UTILITY, CLOSED WARDROBE, RECTANGULAR TOP 24 X 32 X 68 JUDCWDR32- P - - 0 - - -	750.00	825.00	900.00
	DOUBLE UTILITY, CLOSED SHELVES- CLOSED WARDROBE, RECTANGULAR TOP 24 X 32 X 68, (Shown) JUDCMR32- P - - 0 - - - 24 X 32 X 68 JUDCMRR32- P - - 0 - - -	763.00	839.00	916.00

CASE GOODS/STORAGE (DESK AND OFFICE SUITE SYSTEM)

JAMESTOWN UTILITIES

ON YOUR ORDER... Fill in the codes from the table below

Choose
PRODUCT ITEM CODE
from Table below

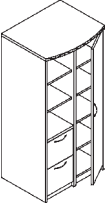
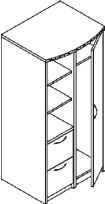
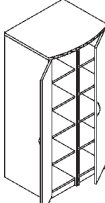
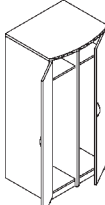
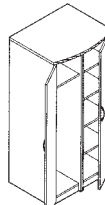
OPTION ONE
Top
Laminate

OPTION TWO
Base
Color

OPTION THREE
Handle
Finish



Double Utilities, Bowed Top

	DESCRIPTION	Dock Delivered	Inside Delivered	Inside Delivered & Setup
	<p>DOUBLE UTILITY, FILE/FILE/OPEN SHELVES- CLOSED SHELVES, BOWED TOP</p> <p>24 X 32 X 68, Left Door (Mirror Image, Not Shown) JUDMSLB32- P - - Q - - -</p> <p>24 X 32 X 68, Right Door (Shown) JUDMSRB32- P - - Q - - -</p>	<p>863.00</p> <p>863.00</p>	<p>949.00</p> <p>949.00</p>	<p>1036.00</p> <p>1036.00</p>
	<p>DOUBLE UTILITY, FILE/FILE/OPEN SHELVES- CLOSED WARDROBE, BOWED TOP</p> <p>24 X 32 X 68, Left Door (Mirror Image, Not Shown) JUDMWLB32- P - - Q - - -</p> <p>24 X 32 X 68, Right Door (Shown) JUDMWRB32- P - - Q - - -</p>	<p>838.00</p> <p>838.00</p>	<p>922.00</p> <p>922.00</p>	<p>1006.00</p> <p>1006.00</p>
	<p>DOUBLE UTILITY, CLOSED SHELVES, BOWED TOP</p> <p>24 X 32 X 68 JUDCSDB32- P - - Q - - -</p>	<p>825.00</p>	<p>908.00</p>	<p>990.00</p>
	<p>DOUBLE UTILITY, CLOSED WARDROBE, BOWED TOP</p> <p>24 X 32 X 68 JUDCWDB32- P - - Q - - -</p>	<p>775.00</p>	<p>853.00</p>	<p>930.00</p>
	<p>DOUBLE UTILITY, CLOSED SHELVES- CLOSED WARDROBE, BOWED TOP</p> <p>24 X 32 X 68, (Shown) JUDCMLB32- P - - Q - - -</p> <p>24 X 32 X 68, (Not Shown) JUDCMRB32- P - - Q - - -</p>	<p>788.00</p> <p>788.00</p>	<p>867.00</p> <p>867.00</p>	<p>946.00</p> <p>946.00</p>

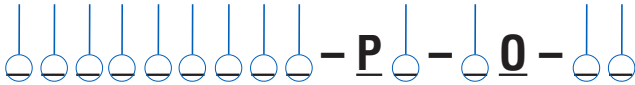
CASE GOODS/STORAGE (DESK AND OFFICE SUITE SYSTEM)

JAMESTOWN STORAGE CABINETS

ON YOUR ORDER... Fill in the codes from the table below

Choose
PRODUCT ITEM CODE
from Table below

OPTION ONE	OPTION TWO	OPTION THREE
Top Laminate	Base Color	Handle Finish



Storage Cabinets, Rectangular Top

	DESCRIPTION	Dock Delivered	Inside Delivered	Inside Delivered & Setup
	42" STORAGE CABINET, CLOSED SHELVES, RECTANGULAR TOP			
	18 X 36 X 42 JSCCR1842- P - - 0 - - -	482.00	530.00	578.00
	24 X 36 X 42 JSCCR2442- P - - 0 - - -	500.00	550.00	600.00

	68" STORAGE CABINET, CLOSED SHELVES, RECTANGULAR TOP			
	18 X 36 X 68 JSCCR1868- P - - 0 - - -	763.00	839.00	916.00
	24 X 36 X 68 JSCCR2468- P - - 0 - - -	800.00	880.00	960.00

Storage Cabinets, Bowed Top

	DESCRIPTION	Dock Delivered	Inside Delivered	Inside Delivered & Setup
	42" STORAGE CABINET, CLOSED SHELVES, BOWED TOP			
	21 X 36 X 42 JSCCB2142- P - - 0 - - -	507.00	558.00	608.00
	27 X 36 X 42 JSCCB2742- P - - 0 - - -	525.00	578.00	630.00

	68" STORAGE CABINET, CLOSED SHELVES, BOWED TOP			
	21 X 36 X 68 JSCCB2168- P - - 0 - - -	788.00	867.00	946.00
	27 X 36 X 68 JSCCB2768- P - - 0 - - -	825.00	908.00	990.00

CASE GOODS/STORAGE (DESK AND OFFICE SUITE SYSTEM)

JAMESTOWN WARDROBE CABINETS

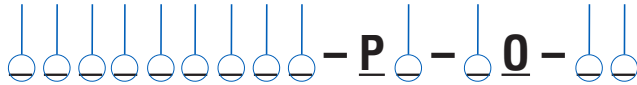
ON YOUR ORDER... Fill in the codes from the table below

Choose
PRODUCT ITEM CODE
from Table below

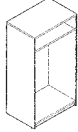
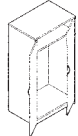
OPTION ONE
Top
Laminate

OPTION TWO
Base
Color


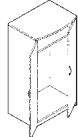
OPTION THREE
Handle
Finish



Wardrobe Cabinets, Rectangular Top




	DESCRIPTION	Dock Delivered	Inside Delivered	Inside Delivered & Setup
	68" WARDROBE CABINET, OPEN, RECTANGULAR TOP 24 X 36 X 68 JWCOR2468- P _ - _ Q - _ _	500.00	550.00	600.00
	68" WARDROBE CABINET, CLOSED, RECTANGULAR TOP 24 X 36 X 68 JWCCR2468- P _ - _ Q - _ _	625.00	688.00	750.00

Wardrobe Cabinets, Bowed Top

	DESCRIPTION	Dock Delivered	Inside Delivered	Inside Delivered & Setup
	68" WARDROBE CABINET, OPEN, BOWED TOP 27 X 36 X 68 JWCOB2768- P _ - _ Q - _ _	525.00	578.00	630.00
	68" WARDROBE CABINET, CLOSED, BOWED TOP 27 X 36 X 68 JWCCB2768- P _ - _ Q - _ _	650.00	715.00	780.00

JAMESTOWN MOBILE PEDESTAL

Mobile Pedestal, 20" Deep

	DESCRIPTION	Dock Delivered	Inside Delivered	Inside Delivered & Setup
	MOBILE PEDESTAL, FILE/FILE (12/12) 20 X 16 X 27 ³ / ₄ JMP121220- P _ - _ Q - _ _	313.00	344.00	376.00
	MOBILE PEDESTAL, BOX/BOX/FILE (6/6/12) 20 X 16 X 27 ³ / ₄ JMP661220- P _ - _ Q - _ _	288.00	317.00	346.00
	MOBILE PEDESTAL, PENCIL/BOX/FILE (3/9/12) 20 X 16 X 27 ³ / ₄ JMP391220- P _ - _ Q - _ _	288.00	317.00	346.00

CASE GOODS/STORAGE (DESKS/CREDENZAS)

METAL FURNITURE

**Contemporary, Metal Desks
(With Laminated Particleboard Tops)**

Laminate Top: High Pressure Plastic, 1¼" thick

Laminate Finish:

Walnut Pattern—W, Oak Pattern—K, Medium Red Cherry Pattern—M

Note: Other laminate finishes are available with longer delivery times.

See "Laminate Wood Grains and Standard Colors" at end of this Guide.

Metal Finish: Standard electrostatic powder paint selections:

White.....10	Surf Green.....24	Sand.....65
Black.....11	Thruway Blue...47	Light Grey.....68
Grey.....12	Lupin Blue.....48	Light Tone.....69
Mahogany Brown...13	Ceylon Blue.....49	Moss.....71
Misty Brown.....14	Fire Red.....56	Slate.....88
Ultra Tan.....16	Cool Grey.....60	Olive Green.....92
Driftwood Tan.....19	Warm Grey.....63	Baltic Blue.....93
Putty.....21	Blue Grey.....64	Dark Neutral....96

Construction:

- Sides/Front of 20-gauge steel.
- Top overhang — on 60" X 36" in back 6"; on 70" X 36" back and sides both approximately 6".
- Legs of 1" square steel, same color as selected for desk.

Single Pedestals:

- Reference Shelf (spring loaded, retractable).
- 1 Box, 1 File Drawer.
- Center Drawer with lock (locks pedestal).

Double Pedestals:

- Left Pedestal — Reference Shelf (spring loaded, retractable) — 1 Box Drawer — 1 File Drawer
- Right Pedestal — Reference Shelf (spring loaded, retractable) — 3 Box Drawers
- Center Drawer with lock (locks pedestal).
- Two models available without center drawer or locking pedestal features.
- Knee space between pedestals. 30 X 60 units — 27 ½", 30 X 54 units — 21 ½"

Drawers:

- File drawers constructed to accept letter size hanging files.
- Ball bearing slide suspensions.
- Center drawer locks pedestals.
- Recessed drawer pulls.
- Note:** Return drawers do not lock.

Machine-Height Return:

- Full Modesty Panel.
- Standard 26" height.
- Pull out stationery and pencil trays (6).
- Left or right side desk mounting. • Not lockable

Full-Height Return:

- Full Modesty Panel.
- Standard 29" height.
- 3 Box Drawers.
- Left or right side desk mounting. • Not lockable
- Note:** Returns can be installed on 60 X 30 single pedestal desks only.

Credenza Construction:

- Left and right end consist of — 1 Box Drawer, — 1 File Drawer
 - Center bookcase enclosed by two doors.
- Indicate your color choice by including the color code in the spaces provided to the right of the item code.

Optional Radius Corner Top:

- Radius corners are not available on desks with returns. To order desks with this feature, add "RAD" after color code in the item code line.

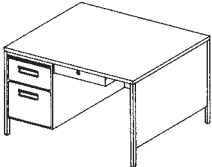
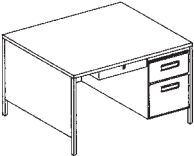


Shipping Charges:

The prices shown below are for orders totaling over \$250.00 to one location. See page 4 for details on shipping charges.

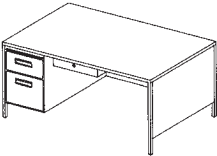
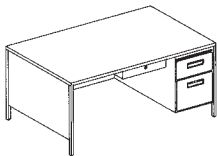
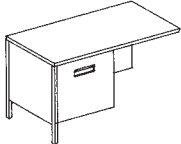
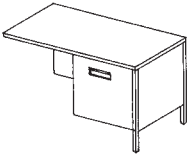
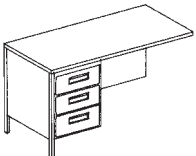

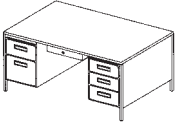


Open-Stock Planned Products:



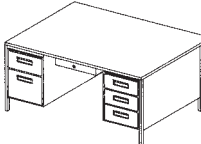
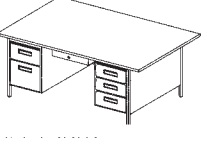
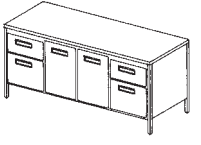
Products noted as Stock Items usually ship faster than others. Because a product is a Stock Item is no guarantee of off-the-shelf availability — call Order Services at (800) 436-6321 ext. 2620 to check availability at time of order.

	DESCRIPTION	Dock Delivered	Inside Delivered	Inside Delivered & Setup
	DESK, LEFT SINGLE PEDESTAL METAL, W/CENTER DRAWER <i>You cannot put a return on this desk.</i> 45W X 30D X 29H Weight 242 lb			
	WALNUT TOP F5051W-___	390.00	429.00	468.00
	OAK TOP F5051K-___			
	MEDIUM RED CHERRY TOP F5051M-___			
	DESK, RIGHT SINGLE PEDESTAL METAL, W/CENTER DRAWER <i>You cannot put a return on this desk.</i> 45W X 30D X 29H Weight 242 lb			
Black "11" only 	WALNUT TOP F5052W-___	390.00	429.00	468.00
Black "11" only 	OAK TOP F5052K-___			
	MEDIUM RED CHERRY TOP F5052M-___			

CASE GOODS/STORAGE (DESKS/CREDENZAS)

	DESCRIPTION		Dock Delivered	Inside Delivered	Inside Delivered & Setup
	DESK, LEFT SINGLE PEDESTAL METAL, W/CENTER DRAWER 60W X 30D X 29H Weight 257 lb				
	WALNUT TOP	F5053W-___	420.00	462.00	504.00
	OAK TOP	F5053K-___			
	MEDIUM RED CHERRY TOP	F5053M-___			
	DESK, RIGHT SINGLE PEDESTAL, METAL, W/CENTER DRAWER 60W X 30D X 29H Weight 257 lb				
	WALNUT TOP	F5054W-___	420.00	462.00	504.00
	OAK TOP	F5054K-___			
	MEDIUM RED CHERRY TOP	F5054M-___			
	MACHINE-HEIGHT RETURN, LEFT, METAL (FOR RIGHT PEDESTAL DESK) 42W X 18D X 26H Weight 133 lb				
	WALNUT TOP	F5067W-___	246.00	270.60	295.20
	OAK TOP	F5067K-___			
	MEDIUM RED CHERRY TOP	F5067M-___			
	MACHINE-HEIGHT RETURN, RIGHT, METAL (FOR LEFT PEDESTAL DESK) 42W X 18D X 26H Weight 133 lb				
	WALNUT TOP	F5068W-___	246.00	270.60	295.20
	OAK TOP	F5068K-___			
	MEDIUM RED CHERRY TOP	F5068M-___			
	FULL-HEIGHT RETURN, LEFT, METAL (FOR RIGHT PEDESTAL DESK) 48W X 18D X 29H Weight 147 lb				
	WALNUT TOP	F5065W-___	268.00	294.80	321.60
	OAK TOP	F5065K-___			
	MEDIUM RED CHERRY TOP	F5065M-___			
	FULL-HEIGHT RETURN, RIGHT, METAL (FOR LEFT PEDESTAL DESK) 48W X 18D X 29H Weight 147 lb				
	WALNUT TOP	F5066W-___	268.00	294.80	321.60
	OAK TOP	F5066K-___			
	MEDIUM RED CHERRY TOP	F5066M-___			
	DESK, DOUBLE PEDESTAL, METAL, W/CENTER DRAWER 60W X 30D X 29H Weight 351 lb				
<i>Black "11" only</i>	WALNUT TOP	F5057W-___	550.00	605.00	660.00
<i>Black "11" Putty "21"</i>	OAK TOP	F5057K-___			
	MEDIUM RED CHERRY TOP	F5057M-___			

CASE GOODS/STORAGE (DESKS/CREDENZAS)

	DESCRIPTION	Dock Delivered	Inside Delivered	Inside Delivered & Setup
	DESK, DOUBLE PEDESTAL, METAL, W/OUT CENTER DRAWER (PEDESTALS DO NOT LOCK) 54W X 30D X 29H Weight 332 lb			
	WALNUT TOP F5055W-__	455.00	500.50	546.00
	OAK TOP F5055K-__			
	MEDIUM RED CHERRY TOP F5055M-__			
	DESK, DOUBLE PEDESTAL, METAL, W/OUT CENTER DRAWER (PEDESTALS DO NOT LOCK) 60W X 30D X 29H Weight 341 lb			
	WALNUT TOP F5056W-__	475.00	522.50	570.00
	OAK TOP F5056K-__			
	MEDIUM RED CHERRY TOP F5056M-__			
	DESK, DOUBLE PEDESTAL, METAL, W/CENTER DRAWER 60W X 36D X 29H Weight 369 lb			
	WALNUT TOP F5058W-__	610.00	671.00	732.00
	OAK TOP F5058K-__			
	MEDIUM RED CHERRY TOP F5058M-__			
	DESK, DOUBLE PEDESTAL, METAL, W/CENTER DRAWER 70W X 36D X 29H Weight 404 lb			
	WALNUT TOP F5059W-__	645.00	709.50	774.00
	OAK TOP F5059K-__			
	MEDIUM RED CHERRY TOP F5059M-__			
	CREDENZA, TWO PEDESTAL 60W X 18D X 29H Weight 230 lb			
	WALNUT TOP F5060W-__	405.00	445.50	486.00
	OAK TOP F5060K-__			
	MEDIUM RED CHERRY TOP F5060M-__			

Bookcases (Metal)

Finish: Standard electrostatic powder paint selections:

White.....10	Surf Green.....24	Sand.....65
Black.....11	Thruway Blue...47	Light Grey.....68
Grey.....12	Lupin Blue.....48	Light Tone.....69
Mahogany Brown...13	Ceylon Blue.....49	Moss.....71
Misty Brown.....14	Fire Red.....56	Slate.....88
Ultra Tan.....16	Cool Grey.....60	Olive Green.....92
Driftwood Tan.....19	Warm Grey.....63	Baltic Blue.....93
Putty.....21	Blue Grey.....64	Dark Neutral....96

Construction:

- Premium quality cold rolled steel which is formed and welded. Tops/bottoms are 20 gauge, sides are 18 gauge and backs are 22 gauge.

Shelving:

- All formed 18 gauge steel reinforced shelves are adjustable.

Top Panels:

- All models in the series featuring a core number of 6321 include a 3/4" high density laminated particleboard top, available in oak (K), medium red cherry (M) and walnut (W).






Note: Other laminate finishes are available with longer delivery times. See "Laminate Wood Grains and Standard Colors" at end of this Guide.

- All models in the series featuring a core number of 6313 have metal tops.

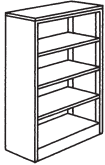
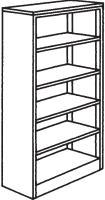
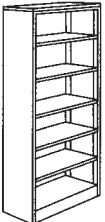
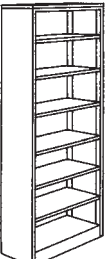
Indicate your paint color choice by including the color code in the spaces provided to the right of the item code.

Shipping Charges:

The prices shown below are for orders totaling over \$250.00 to one location. See page 4 for details on shipping charges.

	DESCRIPTION	Dock Delivered	Inside Delivered	Inside Delivered & Setup
	METAL BOOKCASE W/ LAMINATE TOP AND W/2 ADJUSTABLE SHELVES 36W X 9½D X 41¾H Weight 83 lb WALNUT TOP F52-6321AW-___ OAK TOP F52-6321AK-___ MEDIUM RED CHERRY TOP F52-6321AM-___	186.00	204.60	223.20
	METAL BOOKCASE W/ LAMINATE TOP AND W/3 ADJUSTABLE SHELVES 36W X 9½D X 47¾H Weight 97 lb WALNUT TOP F52-6321BW-___ OAK TOP F52-6321BK-___ MEDIUM RED CHERRY TOP F52-6321BM-___	207.00	227.70	248.40
	METAL BOOKCASE W/ LAMINATE TOP AND W/3 ADJUSTABLE SHELVES 36W X 12½D X 47¾H Weight 108 lb WALNUT TOP F52-6322AW-___ OAK TOP F52-6322AK-___ MEDIUM RED CHERRY TOP F52-6322AM-___	234.00	257.40	280.80
	METAL BOOKCASE W/ LAMINATE TOP AND W/4 ADJUSTABLE SHELVES 36W X 9½D X 59¾H Weight 112 lb WALNUT TOP F52-6321CW-___ OAK TOP F52-6321CK-___ MEDIUM RED CHERRY TOP F52-6321CM-___	262.00	288.20	314.40
	METAL BOOKCASE W/ LAMINATE TOP AND W/4 ADJUSTABLE SHELVES 36W X 12½D X 59¾H Weight 130 lb WALNUT TOP F52-6322BW-___ OAK TOP F52-6322BK-___ MEDIUM RED CHERRY TOP F52-6322BM-___	289.00	317.90	346.80

CASE GOODS/STORAGE (BOOKCASES)
Metal Bookcases with Metal Tops

	DESCRIPTION	Dock Delivered	Inside Delivered	Inside Delivered & Setup
	METAL BOOKCASE, W/2 ADJUSTABLE SHELVES 36W X 18D X 39H F52-6315B0- __ __	200.00	220.00	240.00
	METAL BOOKCASE, W/2 ADJUSTABLE SHELVES 42W X 18D X 39H F52-6314B0- __ __	227.00	249.70	272.40
	METAL BOOKCASE, W/3 ADJUSTABLE SHELVES 36W X 12½D X 48H Weight 91 lb F52-6313A0- __ __	193.00	212.30	231.60
	METAL BOOKCASE, W/3 ADJUSTABLE SHELVES 36W X 18D X 52H F52-6315C0- __ __	227.00	249.70	272.40
	METAL BOOKCASE, W/3 ADJUSTABLE SHELVES 42W X 18D X 52H F52-6314C0- __ __	262.00	288.20	314.40
	METAL BOOKCASE, W/4 ADJUSTABLE SHELVES 36W X 12½D X 60H Weight 110 lb F52-6313B0- __ __	220.00	242.00	264.00
	METAL BOOKCASE, W/4 ADJUSTABLE SHELVES 36W X 18D X 63H F52-6315D0- __ __	262.00	288.20	314.40
	METAL BOOKCASE, W/4 ADJUSTABLE SHELVES 42W X 18D X 63H F52-6314D0- __ __	296.00	325.60	355.20
	METAL BOOKCASE, W/5 ADJUSTABLE SHELVES 36W X 12½D X 72H Weight 144 lb F52-6313C0- __ __	241.00	265.10	289.20
	METAL BOOKCASE, W/6 ADJUSTABLE SHELVES 36W X 12½D X 84H Weight 162 lb F52-6313D0- __ __	262.00	288.20	314.40

CASE GOODS/STORAGE (FILES)

This product line meets or exceeds ANSI/BIFMA X5.2 test standards for safety and durability (1997 National Standards Criteria).

Cabinets (Metal), Vertical Files

Finish: Standard electrostatic powder paint selections:

White.....10	Surf Green.....24	Sand.....65
Black.....11	Thruway Blue...47	Light Grey.....68
Grey.....12	Lupin Blue.....48	Light Tone.....69
Mahogany Brown...13	Ceylon Blue.....49	Moss.....71
Misty Brown.....14	Fire Red.....56	Slate.....88
Ultra Tan.....16	Cool Grey.....60	Olive Green.....92
Driftwood Tan.....19	Warm Grey.....63	Baltic Blue.....93
Putty.....21	Blue Grey.....64	Dark Neutral....96

Construction:

- Premium quality cold rolled steel with 16-gauge base, 18-gauge top/bottom and 20-gauge sides/back. The drawer bodies are 22 gauge and the front of 20 gauge.
- Case consists of welded joints and upright braces for rigidity.

Drawers:

- Steel ball bearing drawer slides.
- Secured by 16 gauge positive follower plates for safety.
- Brushed aluminum drawer pulls.

- Label frames are standard on each drawer front.
- Master keyed plunger locks and hanging file racks are included in each drawer.

Configurations:

- 2 Drawer Letter and Legal sizes, 4 Drawer Letter and Legal sizes, 5 Drawer Letter and Legal sizes.

Keys:

- Two keys are furnished with each unit. Master keys and key blanks are available.
- Units may be keyed alike at no additional cost.

Indicate your paint color choice by including the color code in the spaces provided to the right of the item code.

Shipping Charges:

The prices shown below are for orders totaling over \$250.00 to one location. See page 4 for details on shipping charges.



Open-Stock Planned Products:

Products noted as Stock Items usually ship faster than others. Because a product is a Stock Item is no guarantee of off-the-shelf availability – call Order Services phone number on the inside of the front cover to check availability at time of order.

DELIVERY NOTES

Products over 250 lb and/or products that equal or exceed 96 inches in any direction (conference tables, preassembled shelving, etc.) can present special delivery issues, especially if passenger elevators are involved. Often they do not fit on passenger elevators and may require that a crew use stairs. If this is the case, it must be noted on the purchase order and resolved before entering the Corcraft order.

	DESCRIPTION	Dock Delivered	Inside Delivered	Inside Delivered & Setup
 <p>Stock Item Black "11" Putty "21"</p>	FILE CABINET, 2 DRAWER LETTER 15W X 28D X 29 ⁷ / ₈ H Weight 126 lb F53-740200- __ __	235.00	258.50	282.00
	FILE CABINET, 2 DRAWER LEGAL 18 ¹ / ₄ W X 28D X 29 ⁷ / ₈ H Weight 133 lb F53-741200- __ __	250.00	275.00	300.00
 <p>Stock Item Black "11" Putty "21"</p>	FILE CABINET, 4 DRAWER LETTER 15W X 28D X 51 ⁷ / ₈ H Weight 205 lb F53-740400- __ __	380.00	418.00	456.00
	FILE CABINET, 4 DRAWER LEGAL 18 ¹ / ₄ W X 28D X 51 ⁷ / ₈ H Weight 219 lb F53-741400- __ __	400.00	440.00	480.00
 <p>Stock Item Black "11" Putty "21"</p>	FILE CABINET, 5 DRAWER LETTER 15W X 28D X 57 ¹ / ₂ H Weight 234 lb F53-740500- __ __	465.00	511.50	558.00
	FILE CABINET, 5 DRAWER LEGAL 18 ¹ / ₄ W X 28D X 57 ¹ / ₂ H Weight 255 lb F53-741500- __ __	495.00	544.50	594.00

CASE GOODS/STORAGE (FILES)

This product line meets or exceeds ANSI/BIFMA X5.2 test standards for safety and durability (1997 National Standards Criteria).

Cabinets (Metal), Lateral Files

Finish: Standard electrostatic powder paint selections:

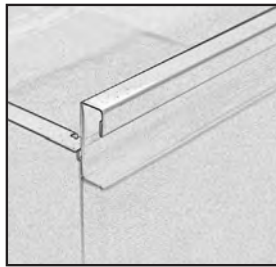
White.....10	Surf Green.....24	Sand.....65
Black.....11	Thruway Blue...47	Light Grey.....68
Grey.....12	Lupin Blue.....48	Light Tone.....69
Mahogany Brown...13	Ceylon Blue.....49	Moss.....71
Misty Brown.....14	Fire Red.....56	Slate.....88
Ultra Tan.....16	Cool Grey.....60	Olive Green.....92
Driftwood Tan.....19	Warm Grey.....63	Baltic Blue.....93
Putty.....21	Blue Grey.....64	Dark Neutral...96

Construction:

- Premium quality cold rolled steel.
- Tops and bottoms of 18-gauge steel.
- Sides of 20-gauge steel reinforced by 18 gauge secondary inner panels.

Drawers:

- All Corcraft lateral files use "Interlock" drawer mechanisms, which prevent more than one drawer from being opened at a time.
- Three part premium ball bearing suspensions.
- Recessed and centered drawer/door pulls.
- Brushed aluminum drawer pulls or optional Continuous Pull design for easier gripping. For this option, add CP to end of code.



- **Note:** There is no label holder on Continuous drawers.
- Flipper doors move on scissor brackets.
- Pin/tumbler random key locks standard.
- Retractable 18 gauge steel posting shelf on four and five tier models.
- File drawers include as standard two cross drawer rails for side to side lateral positioning of hanging folders.

Optional:

- Laminated tops, high density ¾" particleboard oak (K), medium red cherry (M) or walnut (W).

- **Note:** Other laminate finishes are available with longer delivery times. See "Laminate Wood Grains and Standard Colors" at end of this Guide.
- Letter and Legal hanging rods (set of 4) available to convert drawers for front to back filing.

Basic units consist of all file drawers. Four and five tier equipped with posting shelf above third tier.

Flip/Roll four- and five-tier units include lower three tier file drawers, a posting shelf above third tier and top tier(s) equipped with flipper door(s) and roll out drawer(s).

Flip/Store four- and five-tier units include lower three tier file drawers, a posting shelf above third tier and top tier(s) equipped with flipper door on fixed storage tier(s). Call for prices and availability on the Flip/Store file cabinets.

Keys:

- Two keys are furnished with each unit.
- Master keys and blank keys are available.
- Units may be keyed alike at no additional cost.

Indicate your paint color choice by including the color data in the spaces provided to the right of the item code.

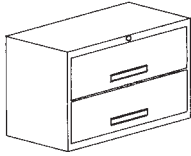
Note: The standard leveling glides have been replaced with new style leveling glides which allow the file to be leveled from inside the cabinet with a 7/32" wrench or socket while the file is loaded.

Shipping Charges:
The prices shown below are for orders totaling over \$250.00 to one location. See page 4 for details on shipping charges.

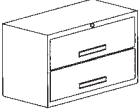
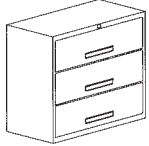
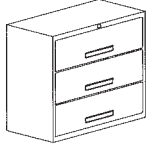


Open-Stock Planned Products:

Products noted as Stock Items usually ship faster than others. Because a product is a Stock Item is no guarantee of off-the-shelf availability – call Order Services phone number on the inside of the front cover to check availability at time of order.

DESCRIPTION	Dock Delivered	Inside Delivered	Inside Delivered & Setup
 <p>TWO-TIER LATERAL FILE BASIC 30 30W X 18D X 28H Weight 154 lb F53-23000-__ __</p>	298.00	327.80	357.60
<p>TWO-TIER LATERAL FILE BASIC 36 36W X 18D X 28H Weight 192 lb F53-23600-__ __</p>	325.00	357.50	390.00
<p>TWO-TIER LATERAL FILE BASIC 42 42W X 18D X 28H Weight 212 lb F53-24200-__ __</p>	350.00	385.00	420.00

CASE GOODS/STORAGE (FILES)

	DESCRIPTION	Dock Delivered	Inside Delivered	Inside Delivered & Setup
	BASIC 30 W/TOP 30W X 18D X 28¾H Weight 173 lb F53-2300 * - _ _ _	340.00	374.00	408.00
	TWO-TIER LATERAL FILE BASIC 36 W/TOP 36W X 18D X 28¾H Weight 215 lb F53-2360 * - _ _ _	375.00	412.50	450.00
	TWO-TIER LATERAL FILE BASIC 42 W/TOP 42W X 18D X 28¾H Weight 239 lb F53-2420 * - _ _ _	415.00	456.50	498.00
	THREE-TIER LATERAL FILE BASIC 30 30W X 18D X 39¼H Weight 201 lb F53-33000 - _ _ _	390.00	429.00	468.00
	THREE-TIER LATERAL FILE BASIC 36 36W X 18D X 39¼H Weight 233 lb F53-33600 - _ _ _	425.00	467.50	510.00
	THREE-TIER LATERAL FILE BASIC 42 42W X 18D X 39¼H Weight 260 lb F53-34200 - _ _ _	465.00	511.50	558.00
	THREE-TIER LATERAL FILE BASIC 30 W/TOP 30W X 18D X 40H Weight 220 lb F53-3300 * - _ _ _	425.00	467.50	510.00
	THREE-TIER LATERAL FILE BASIC 36 W/TOP 36W X 18D X 40H Weight 256 lb F53-3360 * - _ _ _	475.00	522.50	570.00
	THREE-TIER LATERAL FILE BASIC 42 W/TOP 42W X 18D X 40H Weight 287 lb F53-3420 * - _ _ _	525.00	577.50	630.00

Stock Item




Black "11"
Putty "21"

Stock Item

Black "11"
Putty "21"




*Laminate Codes: W—Walnut M—Medium Red Cherry K—Oak Insert letter where indicated.

CASE GOODS/STORAGE (FILES)

	DESCRIPTION	Dock Delivered	Inside Delivered	Inside Delivered & Setup
	FOUR-TIER LATERAL FILE BASIC 30 30W X 18D X 527/16H Weight 275 lb F53-43000- __ __	475.00	522.50	570.00
	FOUR-TIER LATERAL FILE BASIC 36 36W X 18D X 527/16H Weight 295 lb Black "11" Putty "21" F53-43600- __ __	525.00	577.50	630.00
	FOUR-TIER LATERAL FILE BASIC 42 42W X 18D X 527/16H Weight 328 lb Black "11" Putty "21" F53-44200- __ __	580.00	638.00	696.00
	FOUR-TIER LATERAL FILE FLIP/ROLL 30 30W X 18D X 527/16H Weight 280 lb F53-43020- __ __	500.00	550.00	600.00
	FOUR-TIER LATERAL FILE FLIP/ROLL 36 36W X 18D X 527/16H Weight 300 lb F53-43620- __ __	565.00	621.50	678.00
	FOUR-TIER LATERAL FILE FLIP/ROLL 42 42W X 18D X 527/16H Weight 333 lb F53-44220- __ __	630.00	693.00	756.00
	FOUR-TIER LATERAL FILE BASIC 30 W/TOP 30W X 18D X 533/16H Weight 294 lb F53-4300 * - __ __	515.00	566.50	618.00
	FOUR-TIER LATERAL FILE BASIC 36 W/TOP 36W X 18D X 533/16H Weight 318 lb F53-4360 * - __ __	580.00	638.00	696.00
	FOUR-TIER LATERAL FILE BASIC 42 W/TOP 42W X 18D X 533/16H Weight 355 lb F53-4420 * - __ __	640.00	704.00	768.00

*Laminate Codes: W—Walnut M—Medium Red Cherry K—Oak Insert letter where indicated.

CASE GOODS/STORAGE (FILES)

DESCRIPTION	Dock Delivered	Inside Delivered	Inside Delivered & Setup
	<p>FOUR-TIER LATERAL FILE FLIP/ROLL 30 W/TOP 30W X 18D X 53³/₁₆H Weight 285 lb F53-4302 * - _ _ _</p>		
	540.00	594.00	648.00
<hr/>			
	<p>FOUR-TIER LATERAL FILE FLIP/ROLL 36 W/TOP 36W X 18D X 53³/₁₆ H Weight 305 lb F53-4362 * - _ _ _</p>		
	615.00	676.50	738.00
<hr/>			
	<p>FOUR-TIER LATERAL FILE FLIP/ROLL 42 W/TOP 42W X 18D X 53³/₁₆ H Weight 338 lb F53-4422 * - _ _ _</p>		
	690.00	759.00	828.00
<hr/>			
	<p>FIVE-TIER LATERAL FILE BASIC 30 30W X 18D X 63³/₄H Weight 308 lb F53-53000- _ _ _</p>		
	565.00	621.50	678.00
<hr/>			
	<p>FIVE-TIER LATERAL FILE BASIC 36 36W X 18D X 63³/₄H Weight 337 lb F53-53600- _ _ _</p>		
	630.00	693.00	756.00
<hr/>			
	<p>FIVE-TIER LATERAL FILE BASIC 42 42W X 18D X 63³/₄H Weight 380 lb F53-54200- _ _ _</p>		
	690.00	759.00	828.00
<hr/>			
	<p>FIVE-TIER LATERAL FILE FLIP/ROLL 30 30W X 18D X 63³/₄H Weight 318 lb F53-53020- _ _ _</p>		
	590.00	649.00	708.00
<hr/>			
	<p>FIVE-TIER LATERAL FILE FLIP/ROLL 36 36W X 18D X 63³/₄H Weight 342 lb F53-53620- _ _ _</p>		
	655.00	720.50	786.00
<hr/>			
	<p>FIVE-TIER LATERAL FILE FLIP/ROLL 42 42W X 18D X 63³/₄H Weight 380 lb F53-54220- _ _ _</p>		
	715.00	786.50	858.00

Stock Item



Black "11"
Putty "21"

Stock Item

Black "11"
Putty "21"

*Laminate Codes: W—Walnut M—Medium Red Cherry K—Oak Insert letter where indicated.

CASE GOODS/STORAGE (FILES)

	DESCRIPTION	Dock Delivered	Inside Delivered	Inside Delivered & Setup
	FIVE-TIER LATERAL FILE BASIC 30 W/TOP 30W X 18D X 64½H Weight 327 lb F53-5300 * - _ _ _	605.00	665.50	726.00
	FIVE-TIER LATERAL FILE BASIC 36 W/TOP 36W X 18D X 64½H Weight 360 lb F53-5360 * - _ _ _	680.00	748.00	816.00
	FIVE-TIER LATERAL FILE BASIC 42 W/TOP 42W X 18D X 64½H Weight 407 lb F53-5420 * - _ _ _	755.00	830.50	906.00
	FIVE-TIER LATERAL FILE FLIP/ROLL 30 W/TOP 30W X 18D X 64½H Weight 318 lb F53-5302 * - _ _ _	630.00	693.00	756.00
	FIVE-TIER LATERAL FILE FLIP/ROLL 36 W/TOP 36W X 18D X 64½H Weight 347 lb F53-5362 * - _ _ _	705.00	775.50	846.00
	FIVE-TIER LATERAL FILE FLIP/ROLL 42 W/TOP 42W X 18D X 64½H Weight 385 lb F53-5422 * - _ _ _	780.00	858.00	936.00
	Lateral file hanging rod kit for conversion of lateral file drawers (to accommodate front to back storage).			
	HANGING RODS, LETTER, LEGAL, SET OF 4 LEGAL SIZE Weight 5 lb F53LEGG	11.00		
	FOLLOWER PLATE F53FP - _ _ _	23.25		

*Laminate Codes: W—Walnut M—Medium Red Cherry K—Oak Insert letter where indicated.

CASE GOODS/STORAGE (FILES)

Mobile Pedestal File Cabinets

Finish: Standard electrostatic powder paint selections:



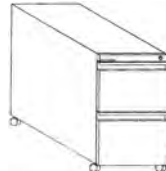


White.....10	Surf Green.....24	Sand.....65
Black.....11	Thruway Blue...47	Light Grey.....68
Grey.....12	Lupin Blue.....48	Light Tone.....69
Mahogany Brown...13	Ceylon Blue.....49	Moss.....71
Misty Brown.....14	Fire Red.....56	Slate.....88
Ultra Tan.....16	Cool Grey.....60	Olive Green.....92
Driftwood Tan.....19	Warm Grey.....63	Baltic Blue.....93
Putty.....21	Blue Grey.....64	Dark Neutral....96

- File File
- Box Box File
- Pencil Drawer, Box, File

The drawers are secured with a single lock; two keys are supplied with each cabinet. Cabinets are available in the standard colors listed here, or the paint color which matches the color of the office system.

Indicate your paint color choice by including the color code in the spaces provided to the right of the item code.

These personal storage metal cabinets are sized to fit under the work surfaces of office systems. They are available in three drawer configurations:

	DESCRIPTION	Dock Delivered	Inside Delivered	Inside Delivered & Setup
	MOBILE PEDESTAL 22”D FILE FILE 27H x 15¼W x 22D MP22FF-__ __	222.00	244.20	266.40
	MOBILE PEDESTAL 22”D 2 BOX 1 FILE 27H x 15¼W x 22D MP22BBF-__ __	249.00	273.90	298.80
	MOBILE PEDESTAL 22”D PENCIL/BOX/FILE 27H x 15¼W x 22D MP22PBF-__ __	249.00	273.90	298.80
	MOBILE PEDESTAL 28”D FILE FILE 27H x 15¼W x 28D MP28FF-__ __	251.00	276.10	301.20
	MOBILE PEDESTAL 28”D 2 BOX 1 FILE 27H x 15¼W x 28D MP28BBF-__ __	279.00	306.90	334.80
	MOBILE PEDESTAL 28”D PENCIL/BOX/FILE 27H x 15¼W x 28D MP28PBF-__ __	279.00	306.90	334.80

CASE GOODS/STORAGE**HIGH PRESSURE LAMINATED FURNITURE****Laminate:** High Pressure Laminate.

Finish: Walnut Pattern—OW, Oak Pattern—OK,
Medium Red Cherry Pattern—OM

Panels:

- Sides are ¾" high density particleboard.
- Telephone stand and storage cabinet tops are 1 ⅛" high density particleboard.

Doors:

- All cabinet doors include locking hardware.
- ¾" high density particleboard.
- Wardrobe unit doors include a mirror.

Shelving:


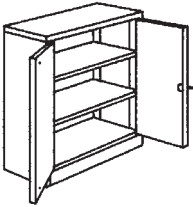
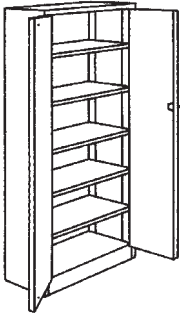

- Cabinets that contain shelving feature ¾" particleboard shelves.
- Shelving adjusts in ½" increments.
- Hat shelf featured above both sides of wardrobe unit.

Drawers:

- Drawers include ball bearing suspensions.
- Drawer fronts are faced in matching laminate.

Shipping Charges:

The prices shown below are for orders totaling over \$250.00 to one location. See page 4 for details on shipping charges.

	DESCRIPTION	Dock Delivered	Inside Delivered	Inside Delivered & Setup
	TELEPHONE STAND (NO DRAWER) 23W X 19D X 28H Weight 90 lb F07-292900- ___	149.00	163.90	178.80
	STORAGE CABINET (2 SHELVES) 36W X 18D X 42H Weight 165 lb F07-296000- ___	320.00	352.00	384.00
	STORAGE CABINET (5 SHELVES) 36W X 18D X 72H Weight 225 lb F07-296100- ___	475.00	522.50	570.00
	WARDROBE UNIT, DOUBLE DOOR 36W X 24D X 72H Weight 290 lb F18-262700- ___	670.00	737.00	804.00

SOLID WOOD FURNITURE

Homefront Series

This solid oak furniture line was designed and manufactured for both looks, durability and value.

- The dresser and night stand have wood drawers on ball bearing glides.
- The TV stand's double doors open to two compartments; left hand compartment has a single shelf; the right-hand is open full height.

- Twin bed has five support slats and a 1/2" plywood base.
- Bed fits a 35Wx75Lx6H mattress. See page 140 for Corcraft mattress B024653E0.
- Furniture available in light oak (natural) stain only.

	DESCRIPTION	Dock Delivered	Inside Delivered	Inside Delivered & Setup
	HOMEFRONT FIVE DRAWER DRESSER 32½W X 23½D X 45½H Weight 190 lb F165DRWRP0K	525.00	577.50	630.00
	HOMEFRONT NIGHT STAND 21½W X 18D X 23½H Weight 75 lb F16NSTD0K	455.00	500.50	546.00
	HOMEFRONT TV STAND 48W X 18½D X 23½H Weight 150 lb F16TVSTD0K	440.00	484.00	528.00
	HOMEFRONT COFFEE TABLE 44 ½W X 26D X 18 ¾H Weight 60 lb F16COFFTBLOK	286.00	314.60	343.20
	HOMEFRONT SOLID END TABLE 23 ½W X 21D X 24 7/8H Weight 33 lb F16ENDTBLOK	220.00	242.00	264.00
	HOMEFRONT SLED BASE END TABLE 26 ½W X 23 ¾D X 21 ¼H Weight 48 lb F16SLBENDTBLOK	193.00	212.30	231.60

CASE GOODS/STORAGE

DESCRIPTION	Dock Delivered	Inside Delivered	Inside Delivered & Setup
 <p>HOMEFRONT TWIN BED 81W X 40 1/2D X 36H F16TWINBED0K</p>	515.00	566.50	618.00

METAL FURNITURE

Storage/Wardrobe/Combination/ Counter Height Storage

Finish: Standard electrostatic powder paint selections:

White.....10	Surf Green.....24	Sand.....65
Black.....11	Thruway Blue...47	Light Grey.....68
Grey.....12	Lupin Blue.....48	Light Tone.....69
Mahogany Brown...13	Ceylon Blue.....49	Moss.....71
Misty Brown.....14	Fire Red.....56	Slate.....88
Ultra Tan.....16	Cool Grey.....60	Olive Green.....92
Driftwood Tan.....19	Warm Grey.....63	Baltic Blue.....93
Putty.....21	Blue Grey.....64	Dark Neutral....96

Construction:

- Premium quality cold rolled steel.
- Box brace reinforcement provided in door units.

Doors:

- Heavy-duty hinges.
- Locking door handles furnished in polished chrome.

Shelves:

- Adjustable 20 gauge steel reinforced shelving featured in 36" wide units.
- Hat shelf in wardrobe and combination units is 20 gauge.

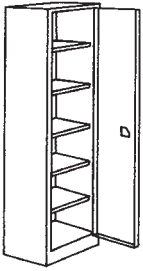
Storage:

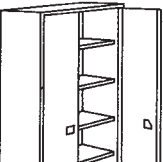
- Wardrobe units of dimensions 18 X 18 and above include a coat rod (located beneath the hat shelf).

Keys:

- Two keys are furnished with each unit. Master keys and key blanks are also available.

Indicate your paint color choice by including the color code in the spaces provided to the right of the item code.

DESCRIPTION	Dock Delivered	Inside Delivered	Inside Delivered & Setup
 <p>Stock Item Black "11" Putty "21"</p> <p>STORAGE CABINET, 1 DOOR 5 ADJUSTABLE SHELVES 18W X 18D X 78H Weight 110 lb F53-732100-__ __</p>	284.00	312.40	340.80

 <p>Stock Item Black "11" Putty "21"</p> <p>STORAGE CABINET, 2 DOOR 5 ADJUSTABLE SHELVES 36W X 18D X 78H Weight 209 lb F53-732200-__ __</p>	405.00	445.50	486.00
---	--------	--------	--------

 <p>Stock Item Black "11" Putty "21" Grey "12"</p> <p>STORAGE CABINET, 2 DOOR 5 ADJUSTABLE SHELVES 36W X 24D X 78H Weight 230 lb F53-732300-__ __</p>	425.00	467.50	510.00
---	--------	--------	--------

CASE GOODS/STORAGE (STORAGE CABINETS)

	DESCRIPTION	Dock Delivered	Inside Delivered	Inside Delivered & Setup
	<p>Stock Item Black "11" Putty "21"</p> <p>WARDROBE CABINET, 1 DOOR 18W X 18D X 78H Weight 116 lb F53-732500-__ __</p>	284.00	312.40	340.80
	<p>Stock Item Black "11" Putty "21"</p> <p>WARDROBE CABINET, 2 DOOR 36W X 18D X 78H Weight 175 lb F53-732600-__ __</p>	405.00	445.50	486.00
	<p>Stock Item Black "11" Putty "21"</p> <p>WARDROBE CABINET, 2 DOOR 36W X 24D X 78H Weight 188 lb F53-732700-__ __</p>	425.00	467.50	510.00
	<p>Stock Item Black "11" Putty "21"</p> <p>COMBINATION STORAGE WARDROBE 36W X 18D X 78H Weight 205 lb F53-733100-__ __</p>	400.00	440.00	480.00
	<p>COMBINATION STORAGE WARDROBE 36W X 24D X 78H Weight 240 lb F53-733200-__ __</p>	435.00	478.50	522.00
	<p>Stock Item Black "11" Putty "21"</p> <p>COUNTER HEIGHT STORAGE CABINET 2 ADJUSTABLE SHELVES 36W X 18D X 42H Weight 146 lb F53-734000-__ __</p>	320.00	352.00	384.00
	<p>Stock Item Putty "21"</p> <p>COUNTER HEIGHT STORAGE CABINET 2 ADJUSTABLE SHELVES 36W X 24D X 42H Weight 154 lb F53-734200-__ __</p>	355.00	390.50	426.00

CASE GOODS/STORAGE (STORAGE CABINETS)

Personal Storage Towers with Coat Storage, Three-Shelf Cabinet and File Drawers

Personal storage towers are a value-priced, secure storage solution for offices. Each unit features a full-length coat closet, cabinet with two adjustable shelves, and two file drawers with continuous pull handles. All storage spaces are lockable with the same key.

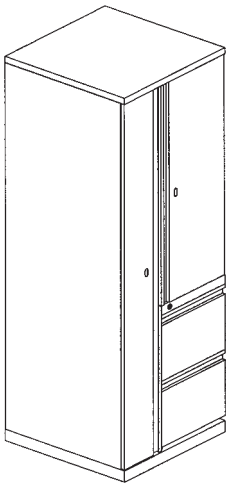
Available in two versions: right hand hanging compartment and left hand hanging compartment. Specify R or L and color in the item code when ordering.

Dimensions:

- 24W X 24D X 66H and 30W X 24D X 66H
- Coat: 9W x 66H
- Cabinet: 37½ x 15 with two shelves adjustable in 1 inch increments
- Files: Two standard letter-sized files, continuous pull drawers

Shipping Charges:

The prices shown below are for orders totaling over \$250.00 to one location. See page 4 for details on shipping charges.

DESCRIPTION	Dock Delivered	Inside Delivered	Inside Delivered & Setup
 <p>PERSONAL STORAGE TOWER COAT LOCKER, CABINET, 2 FILES</p> <p>24W X 24D X 66H Weight 224 lb F53-STFF ___ (R OR L) 2424-___</p> <p>30W X 24D X 66H Weight 244 lb F53-STFF ___ (R OR L) 3024-___</p>	598.00	657.80	717.60
	790.00	869.00	948.00

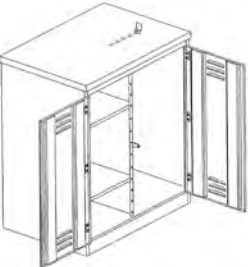
Compact Personal Storage Cabinet

Features:

- Two doors with tab for padlock
- Two compartments
 - Two shelves on left
 - Hanging area (48") with coat rod on right

Shipping Charges:

The prices shown below are for orders totaling over \$250.00 to one location. See page 4 for details on shipping charges.

DESCRIPTION	Dock Delivered	Inside Delivered	Inside Delivered & Setup
 <p>COMPACT PERSONAL STORAGE CABINET</p> <p>36W X 24D X 48H Weight 170 lb F53-735000-___</p>	420.00	462.00	504.00



TABLES

TABLES (OFFICE)

COMPUTER TABLES

Omega Computer Tables

Laminate: High Pressure Laminate.

Finish: Medium Red Cherry, Walnut, Oak Pattern, Putty

Worksurface:

- 1 1/8" thick laminated particle board.
- Black bullnose edgebanding for durability. Matches frame color.
- 26" worksurface height.

Frame:

- 14 gauge tubular steel.
- Black epoxy powder paint finish.

Standard Features:

- Modesty and side panels, black epoxy powder paint finish.
- Shelf.

- Rectangular wire management grommet in top work surface. Channel in side panel to conceal cables.
- Paper slot on 30 X 30 unit only.
- Right modules on 48 X 30 and 60 X 30 models include spring-loaded posting shelf, box drawer, file drawer designed for hanging files and random key lock (two keys provided).

Optional Features:

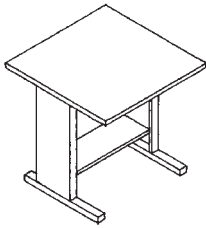
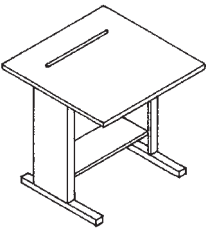
- Casters. Rear two are lockable. These add 2 1/2" to worksurface height.

Articulating Keyboard Tray

Corcraft offers an articulating keyboard tray with slide-tilt-rotate features. This is ideal for desk, work surface or work station applications. See page 194 or contact your Corcraft Sales Representative for details.

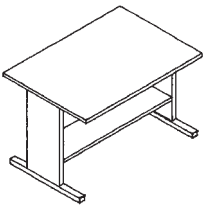
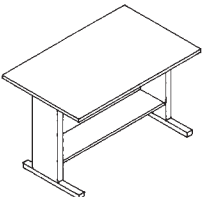
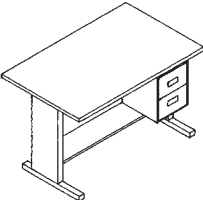
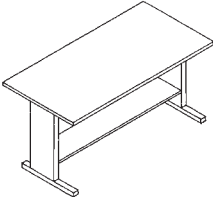
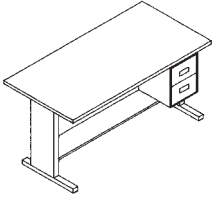
Shipping Charges:

The prices shown below are for orders totaling over \$250.00 to one location. See page 4 for details on shipping charges.

	DESCRIPTION		Dock Delivered	Inside Delivered	Inside Delivered & Setup
	OMEGA COMPUTER TABLE 30W X 30D X 26H Weight 65 lb				
	MEDIUM RED CHERRY	F25-3030E000M	208.00	228.80	249.60
	WALNUT	F25-3030E000W			
	OAK	F25-3030E000K			
	PUTTY	F25-3030E000P			
	OMEGA COMPUTER TABLE W/PAPER SLOT 30W X 30D X 26H Weight 65 lb				
	MEDIUM RED CHERRY	F25-3030S000M	220.00	242.00	264.00
	WALNUT	F25-3030S000W			
	OAK	F25-3030S000K			
	PUTTY	F25-3030S000P			

Continued on next page

TABLES (OFFICE)

	DESCRIPTION		Dock Delivered	Inside Delivered	Inside Delivered & Setup
	OMEGA COMPUTER TABLES 36W X 30D X 26H Weight 75 lb MEDIUM RED CHERRY WALNUT OAK PUTTY	F25-3036E000M F25-3036E000W F25-3036E000K F25-3036E000P	235.00	258.50	282.00
	OMEGA COMPUTER WORKSTATION 48W X 30D X 26H Weight 85 lb MEDIUM RED CHERRY WALNUT OAK PUTTY	F25-3048E000M F25-3048E000W F25-3048E000K F25-3048E000P	284.00	312.40	340.80
 (Right module shown)	OMEGA COMPUTER WORKSTATION W/RIGHT* MODULE 48W X 30D X 26H Weight 140 lb MEDIUM RED CHERRY WALNUT OAK PUTTY	F25-3048E0R0M F25-3048E0R0W F25-3048E0R0K F25-3048E0R0P	430.00	473.00	516.00
* To order left module, replace "R" in code with "L"					
	OMEGA COMPUTER WORKSTATION 60W X 30D X 26H Weight 100 lb MEDIUM RED CHERRY WALNUT OAK PUTTY	F25-3060E000M F25-3060E000W F25-3060E000K F25-3060E000P	315.00	346.50	378.00
 (Right module shown)	OMEGA COMPUTER WORKSTATION W/RIGHT*MODULE 60W X 30D X 26H Weight 155 lb MEDIUM RED CHERRY WALNUT OAK PUTTY	F25-3060E0R0M F25-3060E0R0W F25-3060E0R0K F25-3060E0R0P	455.00	500.50	546.00
* To order left module, replace "R" in code with "L"					
TO DESIGNATE CASTER OPTION: ADD "WC" SUFFIX TO DESIRED PRODUCT CODE AND ADD THE FOLLOWING COST TO THE PRICES NOTED:			25.00	27.50	30.00

Computer Workstations**Laminate:** High Pressure Laminate.**Finish:** Oak Pattern—OK, Walnut Pattern—OW, Medium Red Cherry—OM**Panels:**

- 1¹/₈" high density particleboard.
- Modesty panel is 3/4" height.
- Utility shelf may be included and is located under the work surface where applicable.
- End panels include rubber floor glides (nonadjustable).

Drawer:

- Matched laminate drawer front. Brushed chrome drawer pull. Ball bearing drawer suspension.

Computer Stands**Laminate:** High Pressure Laminate.**Finish:** Oak Pattern—OK, Walnut Pattern—OW, Medium Red Cherry—OM**Panels:**

- 3/4" high density particleboard.
- Paper slot and utility shelf featured on the component stand.
- Modesty panel feature on data stand.
- End panels on component stand include rubber floor glides.

Table Legs:

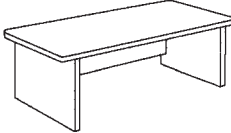
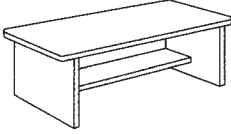
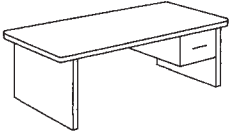
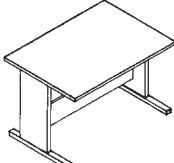
- Tubular steel base is 1" X 2" and connects to data stand table top with matching laminated panels supported and reinforced by tubular frame and angle iron.

Articulating Keyboard Tray

Corcraft offers an articulating keyboard tray with slide-tilt-rotate features. This is ideal for desk, work surface or work station applications. See page 194 or contact your Corcraft Sales Representative for details.

Shipping Charges:

The prices shown below are for orders totaling over \$250.00 to one location. See page 4 for details on shipping charges.

	DESCRIPTION	Dock Delivered	Inside Delivered	Inside Delivered & Setup
	COMPUTER WORKSTATION 48W X 30D X 26H Weight 145 lb F01-2620B1-__ __	198.00	217.80	237.60
	COMPUTER WORKSTATION 60W X 30D X 26H Weight 210 lb F01-2620B2-__ __	213.00	234.30	255.60
	COMPUTER WORKSTATION W/SHELF 48W X 30D X 26H F01-2620S1-__ __	215.00	236.50	258.00
	COMPUTER WORKSTATION W/SHELF 60W X 30D X 26H F01-2620S2-__ __	229.00	251.90	274.80
	COMPUTER WORKSTATION W/DRAWER 48W X 30D X 26H Weight 195 lb F01-2620D1-__ __	239.00	262.90	286.80
	COMPUTER WORKSTATION W/DRAWER 60W X 30D X 26H F01-2620D2-__ __	255.00	280.50	306.00
	COMPUTER STAND 30W X 30D X 27H Weight 55 lb F25-2730A0__ __	164.00	180.40	196.80

TABLES (OFFICE)




ADJUSTABLE TABLES

WORKUP - CRANK ADJUSTABLE-HEIGHT WORKSURFACES

Corcraft offers adjustable tables that allow a user to change the height of his/her work surface. The table features two, adjustable, metal T bases attached to a work surface. Height is adjusted using a retractable crank handle. Three sizes are available with an optional two-drawer, lockable, hanging pedestal (left or right). Height range: 27" to 45." Tops are available in standard Corcraft laminate colors. Bases are available in black or silver. Please note that on tables without pedestals, the crank handle is located on the right side.

Options:

- *1. Laminate color: Country Maple (C), Corporate Walnut (W), Township Maple (T), Putty (P), Slate (L), Folkstone Grey (S), Sunset (N), Wild Cherry (D), Mahogany/Medium Red Cherry (M), Castle Oak (K)
2. Black (B) or Silver (S) base
3. Glides (G) or Casters* (C) **Please note casters are on one base only*

	DESCRIPTION	Dock Delivered	Inside Delivered	Inside Delivered & Setup				
 <p>Shown at bottom height</p>	WORKUP CRANK ADJUSTABLE TABLE, NO PEDESTAL							
	30X48	WUCR3048	1	2	3*	860.00	946.00	1032.00
	30X54	WUCR3054	—	—	—	875.00	962.50	1050.00
	30X60	WUCR3060	—	—	—	890.00	979.00	1068.00
	30X66	WUCR3066	—	—	—	930.00	1023.00	1116.00
	30X72	WUCR3072	—	—	—	945.00	1039.50	1134.00
 <p>Shown at bottom height</p>	WORKUP CRANK ADJUSTABLE TABLE W/ LEFT PEDESTAL							
	30X60	WUCR3060	1	2	3* L	965.00	1061.50	1158.00
	30X66	WUCR3066	—	—	— L	1005.00	1105.50	1206.00
	30X72	WUCR3072	—	—	— L	1020.00	1122.00	1224.00
 <p>Shown at bottom height</p>	WORKUP CRANK ADJUSTABLE TABLE W/ RIGHT PEDESTAL							
	30X60	WUCR3060	1	2	3* R	965.00	1061.50	1158.00
	30X66	WUCR3066	—	—	— R	1005.00	1105.50	1206.00
	30X72	WUCR3072	—	—	— R	1020.00	1122.00	1224.00

ADJUSTABLE SIT/STAND WORKSTATIONS

Volante Sit/Stand Workstation

The Volante Sit/Stand desktop mechanism quickly and economically converts an existing desk to a sit/stand workstation. Ships fully assembled. Upper work surface is 35.4"W x 15.7"D. Keyboard tray is 26.4"W x 13"D. Supports 35 lbs. of technology. Rises up to 20" above work surface. 20-degree keyboard surface tilt. Two levers make for easy adjustment. Black only. Monitor pole/arms (KIC) sold separately.

KIC Sit/Stand Workstation

Desk/Table Mount:

The weighted platform base is compatible with most surfaces. Can be moved from one area to another. An easy-to-use lever lets you adjust monitors and keyboard platform from sitting to standing height. Load capacity is 28 pounds. Mechanism can support one or two monitors (support poles/arms sold separately). Platform size: 23.6"W x 15.74" D. Keyboard platform size: 23.6" W x 8.7" D. Height adj. range: 16.6."

Clamp Mount:

It can be attached to the back of a workstation 24"-30" deep or at the front of any surface up to 2 1/4" thick. In a seated position, it places the keyboard tray 3 1/8" below the desktop. An easy-to-use lever lets you adjust monitors and keyboard platform from sitting to standing height.

Tension control knob allows you to keep load balanced. Can support one or two monitors (support poles/arms sold separately). Platform size: 23.6"W x 15.74" D. Keyboard platform size: 23.6" W.

Altissimo Sit/Stand Workstation

The Altissimo Sit-Stand Workstation allows you to adjust the monitor, keyboard and mouse to a comfortable level whether you are sitting or standing at your existing work surface. Using a gas-assisted positioning mechanism, Altissimo offers a 22" range to accommodate every user.

Clamps to back of work surface up to 30" deep. Requires a minimum 3/4"-1" thick work surface. Cannot be used on desk with a flush back (can be clamped onto desk with min. 2" overhang). Single or dual monitor options. Monitors can be independently tilted up to 45° and rotated 90° in landscape or portrait orientation. Available with or without shelf and keyboard tray (keyboard tray flips up). Available in black, silver or white. Instructions included.

	DESCRIPTION	Dock Delivered	Inside Delivered & Setup
	VOLANTE SIT/STAND MECHANISM VLNTESTNDBLK	325.00	375.00
	KIC DESK/TABLE MOUNT WORKSTATION KICTBLMNTBLK	250.00	300.00
	KIC CLAMP MOUNT WORKSTATION KICCLMPMNTBLK	255.00	305.00
	KIC SINGLE MONITOR ARM KICSGLMONARM	71.00	121.00
	KIC DOUBLE MONITOR ARM KICDBLMONARM	95.00	145.00
	ALTISSIMO SINGLE MONITOR WORKSTATION NO KEYBOARD TRAY BLACK ALTSMOSINGNKBLK SILVER ALTSMOSINGNKSIL WHITE ALTSMOSINGNKWHT	450.00	500.00
	WITH KEYBOARD TRAY BLACK ALTSMOSINGWKBLK SILVER ALTSMOSINGWKSIL WHITE ALTSMOSINGWKWHT	480.00	530.00
	ALTISSIMO DOUBLE MONITOR WORKSTATION NO KEYBOARD TRAY BLACK ALTSMODUALNKBLK SILVER ALTSMODUALNKSIL WHITE ALTSMODUALNKWHT	495.00	545.00
	WITH KEYBOARD TRAY BLACK ALTSMODUALWKBLK SILVER ALTSMODUALWKSIL WHITE ALTSMODUALWKWHT	525.00	575.00

TABLES (OFFICE)

GENERAL PURPOSE TABLES

General Use Tables (Laminated Tops/Metal Base)

Laminate: High Pressure Laminate.

Finish:

Name	Code
Formal Mahogany (AKA Medium Red Cherry)	M
Castle Oak	K
Corporate Walnut	W

Note: Other laminate finishes are available with longer delivery times. See "Laminate Wood Grains and Standard Colors" at end of this Guide.

Tops:

- High Density Laminated Particleboard with black bullnose PVC edge molding.

Bases:

- General Purpose (1852/1866) Models feature durable black epoxy powder painted finish or chrome on 1" tubular steel leg assembly. Legs include self-leveling glides as standard and are adjustable in 2" increments from 22" to 30" heights.

- Multi-Purpose Stand features durable black epoxy powder painted 1" round tubular steel legs reinforced by brackets.

Assembly:

- All tables in this section require assembly.
- All necessary hardware is included.
- All tables are shipped knocked down.

Note: The adjustable feature of General Purpose Tables make them ideal for classroom use at all grade levels. They can also be equipped with wire management grommets and paper slots. Contact your Corcraft Sales Representative for specifics.

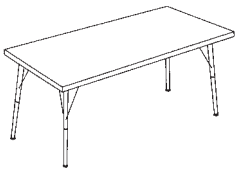
Shipping Charges:

The prices shown below are for orders totaling over \$250.00 to one location. See page 4 for details on shipping charges.



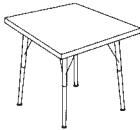

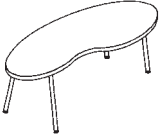




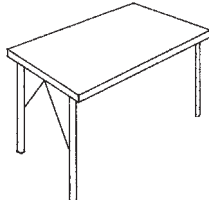
DELIVERY NOTES

Products over 250 lb and/or products that equal or exceed 96 inches in any direction (conference tables, preassembled shelving, etc.) can present special delivery issues, especially if passenger elevators are involved. Often they do not fit on passenger elevators and may require that a crew use stairs. If this is the case, it must be noted on the purchase order and resolved before entering the Corcraft order.

DESCRIPTION	Dock Delivered	Inside Delivered	Inside Delivered & Setup
GENERAL PURPOSE TABLE			
42W X 24D X 30H Weight 55 lb			
CHROME LEGS	F03-1852G00-__	138.00	151.80
PAINTED LEGS	F03-1852G00-__ P	116.00	127.60
GENERAL PURPOSE TABLE			
24W X 30D X 30H Weight 39 lb			
CHROME LEGS	F03-1852E00-__	127.00	139.70
PAINTED LEGS	F03-1852E00-__ P	105.00	115.50
GENERAL PURPOSE TABLE			
36W X 30D X 30H Weight 55 lb			
CHROME LEGS	F03-1852I00-__	125.00	137.50
PAINTED LEGS	F03-1852I00-__ P	103.00	113.30
GENERAL PURPOSE TABLE			
42W X 30D X 30H Weight 60 lb			
CHROME LEGS	F03-1852J00-__	140.00	154.00
PAINTED LEGS	F03-1852J00-__ P	118.00	129.80
GENERAL PURPOSE TABLE			
48W X 30D X 30H Weight 60 lb			
CHROME LEGS	F03-1852K00-__	140.00	154.00
PAINTED LEGS	F03-1852K00-__ P	118.00	129.80
GENERAL PURPOSE TABLE			
60W X 30D X 30H Weight 76 lb			
CHROME LEGS	F03-1852L00-__	147.00	161.70
PAINTED LEGS	F03-1852L00-__ P	125.00	137.50



TABLES (OFFICE)

	DESCRIPTION	Dock Delivered	Inside Delivered	Inside Delivered & Setup
	GENERAL PURPOSE TABLE 72W X 30D X 30H Weight 88 lb			
	CHROME LEGS F03-1852M00-__ PAINTED LEGS F03-1852M00-__ P	149.00 127.00	163.90 139.70	178.80 152.40
	GENERAL PURPOSE TABLE 72W X 36D X 30H Weight 60 lb			
	CHROME LEGS F03-1852N00-__ PAINTED LEGS F03-1852N00-__ P	167.00 145.00	183.70 159.50	200.40 174.00
	GENERAL PURPOSE TABLE (SQUARE) 36W X 36D X 30H Weight 60 lb			
	CHROME LEGS F03-1852D00-__ PAINTED LEGS F03-1852D00-__ P	127.00 105.00	139.70 115.50	152.40 126.00
	GENERAL PURPOSE TABLE (TRAPEZOID) 60W X 30D X 30H Weight 65 lb			
	CHROME LEGS F03-1866X00-__ PAINTED LEGS F03-1866X00-__ P	140.00 118.00	154.00 129.80	168.00 141.60
	GENERAL PURPOSE TABLE (KIDNEY) 72W X 48D X 30H Weight 97 lb			
	CHROME LEGS F03-1866KS0-__ PAINTED LEGS F03-1866KS0-__ P	186.00 164.00	204.60 180.40	223.20 196.80
	GENERAL PURPOSE TABLE (HORSESHOE) 66W X 60D X 30H Weight 95 lb			
	CHROME LEGS F03-1866HS0-__ PAINTED LEGS F03-1866HS0-__ P	206.00 184.00	226.60 202.40	247.20 220.80
	GENERAL PURPOSE TABLE 36 DIAMETER X 30H Weight 60 lb			
	CHROME LEGS F03-1852A00-__ PAINTED LEGS F03-1852A00-__ P	128.00 106.00	140.80 116.60	153.60 127.20
	GENERAL PURPOSE TABLE 42 DIAMETER X 30H Weight 65 lb			
	CHROME LEGS F03-1852B00-__ PAINTED LEGS F03-1852B00-__ P	145.00 123.00	159.50 135.30	174.00 147.60
	GENERAL PURPOSE TABLE 48 DIAMETER X 30H Weight 80 lb			
	CHROME LEGS F03-1852C00-__ PAINTED LEGS F03-1852C00-__ P	171.00 149.00	188.10 163.90	205.20 178.80
	MULTI-PURPOSE STAND 36W X 18D X 30H Weight 32 lb			
	CHROME LEGS F03-2821000-__ PAINTED LEGS F03-2821000-__ P	150.00 128.00	165.00 140.80	180.00 153.60

TABLES (OFFICE)

FOLDING TABLES

Folding Tables

Laminate: Panolam.

Available Finishes:	Code
Country Maple	C
Township Maple.....	T
Sunset.....	N
Wild Cherry.....	D
Slate.....	L
Formal Mahogany (AKA Medium Red Cherry)	M
Castle Oak.....	K
Corporate Walnut.....	W
Putty.....	P
Folkstone Grey (AKA Silver).....	S

Features:

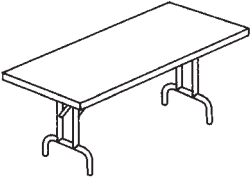

- Black enamel legs.
- Black bullnose edge.
- Heavy gauge tubular steel with polyethylene feet.
- Panolam thermo-fused melamine available in Oak, Mahogany and Walnut wood tones.
- Positive lock mechanisms for safety.

Assembly:

- Shipped assembled.

Shipping Charges:

The prices shown below are for orders totaling over \$250.00 to one location. See page 4 for details on shipping charges.

	DESCRIPTION	Dock Delivered	Inside Delivered	Inside Delivered & Setup
	FOLDING TABLE 60W X 30D X 30H Weight 66 lb F03-1854B00-__	125.00	137.50	150.00
	FOLDING TABLE 72W X 18D X 30H Weight 68 lb F03-1854D00-__	117.00	128.70	140.40
	FOLDING TABLE 72W X 30D X 30H Weight 77 lb F03-1854A00-__	127.00	139.70	152.40
	FOLDING TABLE 72W X 36D X 30H Weight 93 lb F03-1854C00-__	145.00	159.50	174.00
	ROUND FOLDING TABLE 42" DIAMETER Weight 52 lb F03-1854G00-__	177.00	194.70	212.40
	ROUND FOLDING TABLE 48" DIAMETER Weight 60 lb F03-1854J00-__	184.00	202.40	220.80
	ROUND FOLDING TABLE 60" DIAMETER Weight 74 lb F03-1854H00-__	268.00	294.80	321.60

Navigator Nesting Tables

These tables nest on their casters saving storage space and enabling fast movement and set up for meetings or classes. Black enamel legs. Available with the following Corcraft laminate finishes:

Shipping Charges:

The prices shown below are for orders totaling over \$250.00 to one location. See page 4 for details on shipping charges.

Name:	Code	Name:	Code
Country Maple	C	Sunset	N
Wild Cherry	D	Putty	P
Castle Oak	K	Township Maple	T
Slate	L	Corporate Walnut	W

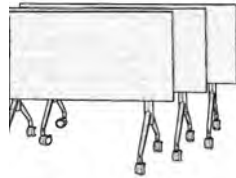
DESCRIPTION	Dock Delivered	Inside Delivered	Inside Delivered & Setup
NAVIGATOR TABLE 48W X 18D x 30H NAVTBL1848BL-__	550.00	605.00	660.00
NAVIGATOR TABLE 72W X 18D x 30H NAVTBL1872BL-__	595.00	654.50	714.00
 NAVIGATOR TABLE 48W X 24D x 30H NAVTBL2448BL-__	585.00	643.50	702.00
NAVIGATOR TABLE 60W X 24D x 30H NAVTBL6024BL-__	620.00	682.00	744.00
NAVIGATOR TABLE 60W X 30D x 30H NAVTBL6030BL-__	685.00	753.50	822.00
NAVIGATOR TABLE 66W X 24D x 30H NAVTBL6624BL-__	640.00	704.00	768.00
NAVIGATOR TABLE 84W X 36D x 30H NAVTBL8436BL-__	900.00	990.00	1080.00

Table Cart

Specifications:

- 16 gauge, 1" diameter square steel tubing.
- 5" heavy-duty rubber on steel centered casters.
- Pull-out side rails for quick assembly.
- Scratch-resistant black semi-gloss powder paint finish.
- Overall dimensions: 34½" wide X 47¾" deep.

Load Capabilities:

- 12 rectangular tables stacked flat.
- 10 round tables stacked on edge.

Shipping Charges:

The prices shown below are for orders totaling over \$250.00 to one location. See page 4 for details on shipping charges.

DESCRIPTION	Dock Delivered	Inside Delivered	Inside Delivered & Setup
-------------	----------------	------------------	--------------------------

TABLE CART

34½"W X 47¾"D

TABLECART11

* Minor assembly required.

** Includes complete assembly and removal of packaging material.

415.00*

456.50*

498.00**

TABLES (CAFETERIA)

CAFETERIA TABLES, SELF-LEVELING GLIDES

Laminate: High Pressure Laminate.

Finish:

Name	Code
Country Maple	C
Township Maple.....	T
Sunset.....	N
Wild Cherry.....	D
Slate.....	L
Formal Mahogany (AKA Medium Red Cherry)	M
Castle Oak.....	K
Corporate Walnut.....	W
Putty.....	P
Folkstone Grey (AKA Silver).....	S

Tops:

- High Density Laminated Particleboard with black bullnose PVC edge molding.

Bases:

- Cafeteria table models 2813 feature heavy-duty, 4" tubular, chrome-color metal column and 30" cast iron spider base (color black) for stability. Base comes equipped with self-leveling glides as standard.

Assembly of 2813 Tables:

- Assembly required
- All necessary hardware included


Shipping Charges:

The prices shown below are for orders totaling over \$250.00 to one location. See page 4 for details on shipping charges.



DELIVERY NOTES

Products over 250 lb and/or products that equal or exceed 96 inches in any direction (conference tables, preassembled shelving, etc.) can present special delivery issues, especially if passenger elevators are involved. Often they do not fit on passenger elevators and may require that a crew use stairs. If this is the case, it must be noted on the purchase order and resolved before entering the Corcraft order.

DESCRIPTION	Dock Delivered	Inside Delivered	Inside Delivered & Setup
24 DIAMETER X 30H Weight 64 lb F03-2813ALO-__	187.00	205.70	224.40
30 DIAMETER X 30H Weight 77 lb F03-2813BLO-__	198.00	217.80	237.60
36 DIAMETER X 30H Weight 81 lb F03-2813CLO-__	209.00	229.90	250.80
42 DIAMETER X 30H Weight 91 lb F03-2813DLO-__	220.00	242.00	264.00
48 DIAMETER X 30H Weight 105 lb F03-2813ELO-__	242.00	266.20	290.40



TABLES (CAFETERIA)

DESCRIPTION	Dock Delivered	Inside Delivered	Inside Delivered & Setup
30W X 30D X 30H Weight 70 lb F03-2813GLO- __	198.00	217.80	237.60
36W X 36D X 30H Weight 85 lb F03-2813HLO- __	209.00	229.90	250.80
 42W X 42D X 30H Weight 95 lb F03-2813ILO- __	220.00	242.00	264.00
24W X 30D X 30H Weight 56 lb F03-2813KLO- __	193.00	212.30	231.60
24W X 36D X 30H Weight 62 lb F03-2813LLO- __	198.00	217.80	237.60
24W X 48D X 30H Weight 72 lb F03-2813NLO- __	209.00	229.90	250.80
Double Base 60W X 30D X 30H Weight 120 lb F03-2813PLO- __	375.00	412.50	450.00
 Double Base 72W X 30D X 30H Weight 135 lb F03-2813TLO- __	385.00	423.50	462.00
Double Base 96W X 30D X 30H Weight 160 lb F03-2813ULO- __	410.00	451.00	492.00



MISCELLANEOUS OFFICE PRODUCTS

MISCELLANEOUS OFFICE PRODUCTS (BULLETIN BOARDS)

BULLETIN BOARDS

Corcraft bulletin boards are available in three styles: corkboard, white eraser board and split.

Code	Board Style
O	Corkboard
W	Whiteboard
S	Split (half corkboard - half whiteboard)

Note: Indicate your board style by including the code in the space provided.

All white boards come equipped with full width, 3-inch deep aluminum marker trays. To order a board without a tray, add the code "NPT" at the end of the item code.

Bulletin Boards (Wooden Frame)

Finish: Dark Oak Stain (appearance varies because of natural variations in wood grain).

- Standard design, wooden frame with 1/8" thickness cork adhered to 1/8" masonite.

Shipping Charges:

The prices shown below are for orders totaling over \$250.00 to one location. See page 4 for details on shipping charges.

White Eraser Boards:

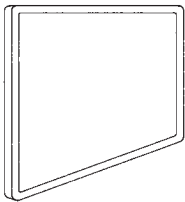
- Ideal for all types of planning, brainstorming and messages.
- They are available in eight sizes and two frame styles.

Split Boards:

- Natural of brushed aluminum frame with 1/8" thickness cork on left side and 1/8" thickness white melamine surface on the right side, adhered to an 1/8" thickness masonite.
- Available in eight sizes and two frame styles. Split evenly in the center with brushed aluminum tin.

DELIVERY NOTES

Products over 250 lb and/or products that equal or exceed 96 inches in any direction (conference tables, preassembled shelving, etc.) can present special delivery issues, especially if passenger elevators are involved. Often they do not fit on passenger elevators and may require that a crew use stairs. If this is the case, it must be noted on the purchase order and resolved before entering the Corcraft order.



DESCRIPTION	Dock Delivered	Inside Delivered (Not Set In Use)
BULLETIN BOARD (WOODEN)		
36W X 24H X 1 Weight 12 lb F08-1042A __	32.25	42.25
48W X 36H X 1 Weight 25 lb F08-1042C __	49.50	59.50
48W X 48H X 1 Weight 40 lb F08-1042D __	81.00	91.00
60W X 36H X 1 Weight 40 lb F08-1042N __	73.50	83.50
60W X 48H X 1 Weight 50 lb F08-1042E __	94.50	104.50
72W X 36H X 1 Weight 48 lb F08-1042P __	88.25	98.25
72W X 48H X 1 Weight 60 lb F08-1042F __	118.00	128.00
96W X 48H X 1 Weight 80 lb F08-1042G __	139.00	149.00

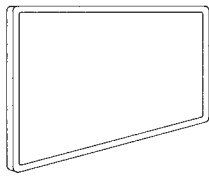
MISCELLANEOUS OFFICE PRODUCTS (BULLETIN BOARDS)

Bulletin Boards (Aluminum Frame)

- Standard design, brushed aluminum frame with 1/8" thickness cork adhered to 1/8" masonite.
- Aluminum frame precisely cut and mitered.

Shipping Charges:

The prices shown below are for orders totaling over \$250.00 to one location. See page 4 for details on shipping charges.



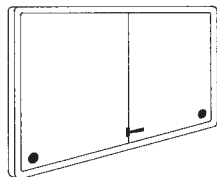
DESCRIPTION	Dock Delivered	Inside Delivered (Not Set In Use)
BULLETIN BOARD (ALUMINUM)		
36W X 24H X 1 Weight 12 lb F08-1041A	28.75	38.75
48W X 36H X 1 Weight 25 lb F08-1041C	46.25	56.25
48W X 48H X 1 Weight 40 lb F08-1041D	81.00	91.00
60W X 36H X 1 Weight 40 lb F08-1041N	73.50	83.50
60W X 48H X 1 Weight 50 lb F08-1041E	94.50	104.50
72W X 36H X 1 Weight 48 lb F08-1041P	88.25	98.25
72W X 48H X 1 Weight 60 lb F08-1041F	110.00	120.00
96W X 48H X 1 Weight 80 lb F08-1041G	126.00	136.00

Bulletins Board (Aluminum frame with plastic doors)

- A secure brushed aluminum framed bulletin board with sliding, locking plastic doors.
- 1/8" thickness cork adhered to 1/8" masonite.

Shipping Charges:

The prices shown below are for orders totaling over \$250.00 to one location. See page 4 for details on shipping charges.



DESCRIPTION	Dock Delivered	Inside Delivered (Not Set In Use)
BULLETIN BOARD (ALUMINUM W/PLASTIC DOORS)		
36W X 24H X 1 5/8 Weight 24 lb F08-1045H0	114.00	124.00
36W X 30H X 1 5/8 Weight 30 lb F08-1045J0	136.00	146.00
42W X 30H X 1 5/8 Weight 35 lb F08-1045K0	150.00	160.00
48W X 24H X 1 5/8 Weight 32 lb F08-1045A0	155.00	165.00
48W X 36H X 1 5/8 Weight 48 lb F08-1045L0	167.00	177.00
60W X 36H X 1 5/8 Weight 60 lb F08-1045B0	216.00	226.00
60W X 42H X 1 5/8 Weight 70 lb F08-1045M0	238.00	248.00
72W X 36H X 1 5/8 Weight 72 lb F08-1045C0	270.00	280.00

MISCELLANEOUS OFFICE PRODUCTS (WHITE BOARDS, OFFICE/SCHOOL ACCESSORIES)

Framed White Boards


White boards with 2-inch laminate frames with a full-width, 3-inch deep marker tray (**available without a tray by adding NPT to the end of the Item Code below**). Available in the following laminated wood tones or colors:

Tone	Code	Tone	Code
Country Maple	C	Sunset.....	N
Wild Cherry.....	D	Putty.....	P
Castle Oak.....	K	Township Maple.....	T
Slate.....	L	Corporate Walnut ...	W

Note: The adjustable feature of General Purpose Tables make them ideal for classroom use at all grade levels. They can also be equipped with wire management grommets and paper slots. Contact your Corcraft Sales Representative for specifics.

Shipping Charges:

The prices shown below are for orders totaling over \$250.00 to one location. See page 4 for details on shipping charges.

	DESCRIPTION	Dock Delivered	Inside Delivered (Not Set In Use)
	WHITE BOARD 24H X 36W AWB02436- *	62.00	72.00
	36H X 60W AWB03660- *	99.75	109.75

OFFICE/SCHOOL ACCESSORIES

Clothing Rack

Material: High Pressure Laminate

Finish: Walnut Pattern–W, Oak Pattern–K and Medium Red Cherry Pattern–M

Sides:

- High density particleboard.
- Edges finished in vinyl molded edging.
- Closet rod located below hatshelf.

Costumer & Coat Rack



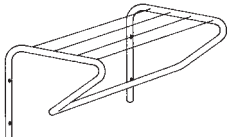
Frame:

- Chrome-colored, powder-painted 1" tubular steel.
- Costumer includes 6 aluminum hooks. Minimal assembly required.
- Coat rack frame is formed to include closet rod below hat rack.
- Coat rack is for flush wall mount.

* Installation quoted separately.

Shipping Charges:

The prices shown below are for orders totaling over \$250.00 to one location. See page 4 for details on shipping charges.

	DESCRIPTION	Dock Delivered	Inside Delivered	Inside Delivered & Setup
	EXECUTIVE CLOTHING RACK 15W X 23D X 72H Weight 105 lb F11-292600-0	165.00	181.50	198.00
	Stock Item COSTUMER 66" HEIGHT Weight 7 lb F57-230800	39.50	49.50	59.50
	COAT RACK FOR WALL, CHROME 33W X 16D X 12H Weight 7 1/2 lb F57-231000	22.00	32.00	*

MISCELLANEOUS OFFICE PRODUCTS (FREESTANDING PANELS)

FREESTANDING PANELS

Freestanding Acoustic Panels

Construction Features:

- 2½" Honeycomb Core with foam covering.
- Extruded PVC Frame.
- Edge Treatment options include:
 - Solid oak wood trim finished in Light Oak, Dark Oak, or Pickle
 - PVC trim, grey
 - Fabric over PVC to match panel covering
- Each standard panel comes equipped with two 18" wide, ¼" steel, low profile, feet to insure stability, durability, and strength. These are adjustable for close-to-floor panel use or up to a 5" gap for use with an optional snap on wire management channel for air circulation.
- Panels are easily moveable to provide for changing office situations.

Panel Fabrics:

- Available in four attractive Equal panel fabric coverings.

*Complete item code with panel fabric desired from the following Equal colors:

Code	Tone
QE	Blue Neutral
QH	Wedgewood
QI	Cherry Neutral
QK	Aquamarine

Metal Feet:


- Constructed ¼" thick steel. These 18" wide low profile feet ensure stability and durability. Two adjustments allow panel close to floor to provide for maximum privacy and acoustics or with a 5" gap above floor for air circulation or for wire management channels. Panel heights do not include the 5" gap.

Shipping and Setup:

- Panels are shipped in plastic wrap and a corrugated box.
- Feet are easily attached with two screws (provided).
- Should you need setup, please specify "Inside Delivery, Set in Use" on your purchase order.

DELIVERY NOTES



Products over 250 lb and/or products that equal or exceed 96 inches in any direction (conference tables, preassembled shelving, etc.) can present special delivery issues, especially if passenger elevators are involved. Often they do not fit on passenger elevators and may require that a crew use stairs. If this is the case, it must be noted on the purchase order and resolved before entering the Corcraft order.



DESCRIPTION	Dock Delivered	Inside Delivered	Inside Delivered & Setup
24W x 60H with feet Weight 14 lb			
PVC FSSP2460X__E	122.00	134.20	146.40
LIGHT OAK FSSP2460X__K	166.00	182.60	199.20
PICKLE FSSP2460X__P	166.00	182.60	199.20
DARK OAK FSSP2460X__T	166.00	182.60	199.20
FABRIC FSSP2460X__F	133.00	146.30	159.60
24W x 72H with feet Weight 17 lb			
PVC FSSP2472X__E	135.00	148.50	162.00
LIGHT OAK FSSP2472X__K	179.00	196.90	214.80
PICKLE FSSP2472X__P	179.00	196.90	214.80
DARK OAK FSSP2472X__T	179.00	196.90	214.80
FABRIC FSSP2472X__F	146.00	160.60	175.20
30W x 60H with feet Weight 18 lb			
PVC FSSP3060X__E	142.00	156.20	170.40
LIGHT OAK FSSP3060X__K	186.00	204.60	223.20
PICKLE FSSP3060X__P	186.00	204.60	223.20
DARK OAK FSSP3060X__T	186.00	204.60	223.20
FABRIC FSSP3060X__F	153.00	168.30	183.60
30W x 72H with feet Weight 21 lb			
PVC FSSP3072X__E	157.00	172.70	188.40
LIGHT OAK FSSP3072X__K	201.00	221.10	241.20
PICKLE FSSP3072X__P	201.00	221.10	241.20
DARK OAK FSSP3072X__T	201.00	221.10	241.20
FABRIC FSSP3072X__F	168.00	184.80	201.60

MISCELLANEOUS OFFICE PRODUCTS (FREESTANDING PANELS)

DESCRIPTION	Dock Delivered	Inside Delivered	Inside Delivered & Setup
36W x 60H with feet Weight 21 lb			
PVC FSSP3660X__E	155.00	170.50	186.00
LIGHT OAK FSSP3660X__K	199.00	218.90	238.80
PICKLE FSSP3660X__P	199.00	218.90	238.80
DARK OAK FSSP3660X__T	199.00	218.90	238.80
FABRIC FSSP3660X__F	166.00	182.60	199.20
36W x 72H with feet Weight 24 lb			
PVC FSSP3672X__E	163.00	179.30	195.60
LIGHT OAK FSSP3672X__K	207.00	227.70	248.40
PICKLE FSSP3672X__P	207.00	227.70	248.40
DARK OAK FSSP3672X__T	207.00	227.70	248.40
FABRIC FSSP3672X__F	174.00	191.40	208.80
42W x 60H with feet Weight 25 lb			
PVC FSSP4260X__E	162.00	178.20	194.40
LIGHT OAK FSSP4260X__K	206.00	226.60	247.20
PICKLE FSSP4260X__P	206.00	226.60	247.20
DARK OAK FSSP4260X__T	206.00	226.60	247.20
FABRIC FSSP4260X__F	173.00	190.30	207.60
42W x 72H with feet Weight 30 lb			
PVC FSSP4272X__E	176.00	193.60	211.20
LIGHT OAK FSSP4272X__K	220.00	242.00	264.00
PICKLE FSSP4272X__P	220.00	242.00	264.00
DARK OAK FSSP4272X__T	220.00	242.00	264.00
FABRIC FSSP4272X__F	187.00	205.70	224.40
48W x 60H with feet Weight 28 lb			
PVC FSSP4860X__E	170.00	187.00	204.00
LIGHT OAK FSSP4860X__K	215.00	236.50	258.00
PICKLE FSSP4860X__P	215.00	236.50	258.00
DARK OAK FSSP4860X__T	215.00	236.50	258.00
FABRIC FSSP4860X__F	181.00	199.10	217.20
48W x 72H with feet Weight 34 lb			
PVC FSSP4872X__E	179.00	196.90	214.80
LIGHT OAK FSSP4872X__K	224.00	246.40	268.80
PICKLE FSSP4872X__P	224.00	246.40	268.80
DARK OAK FSSP4872X__T	224.00	246.40	268.80
FABRIC FSSP4872X__F	192.00	211.20	230.40
60W x 60H with feet Weight 35 lb			
PVC FSSP6060X__E	187.00	205.70	224.40
LIGHT OAK FSSP6060X__K	233.00	256.30	279.60
PICKLE FSSP6060X__P	233.00	256.30	279.60
DARK OAK FSSP6060X__T	233.00	256.30	279.60
FABRIC FSSP6060X__F	199.00	218.90	238.80
60W x 72H with feet Weight 41 lb			
PVC FSSP6072X__E	194.00	213.40	232.80
LIGHT OAK FSSP6072X__K	240.00	264.00	288.00
PICKLE FSSP6072X__P	240.00	264.00	288.00
DARK OAK FSSP6072X__T	240.00	264.00	288.00
FABRIC FSSP6072X__F	207.00	227.70	248.40





DORMITORY/INSTITUTIONAL FURNITURE

DORMITORY/INSTITUTIONAL FURNITURE (BEDS)

BEDS

Bed with Folding Legs

Frame:

- Constructed of 1½" X 1½" X ¾" angle iron, painted brown.
- No sag springs.
- Plastic glides on legs.
- Headboard and footboard fold in under bed for minimal storage (30" X 74" X 2", less mattress).

Headboard and Footboard:

- Constructed of 1¼" X 1¼" X ⅛" angle iron.

Folding Bed with Casters

Frame:

- Constructed of 1" X 1" X ⅛" angle iron, painted black.
- Features no sag springs.
- Folds into U-shape with mattress in minimal space. Legs also fold.
- Rubber 2" tire casters for easy movement and to prevent floor scrapes.

Dormitory Ladder Strut Pallet Bed

Frame:

- Heavy duty 1½" X ¾" angle iron, welded.
- Pallet of ½" plywood.

Headboard and Footboard:

- Heavy duty 1½" X ¾" iron.
- Tubular square tube with 1½" vertical posts with 1¼" horizontal crossbars.

Frame Color:

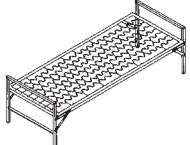
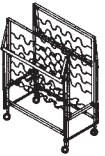
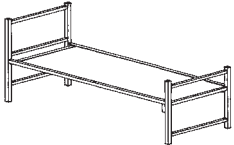
- Baked enamel, brown

Bunk Bed Adaptation Kit:

- Four 14 gauge steel collars, 1¼" X 1¼" X 4".
- 8 tamperproof screws.

Shipping Charges:

The prices shown below are for orders totaling over \$250.00 to one location. See page 4 for details on shipping charges.

	DESCRIPTION	Dock Delivered	Inside Delivered	Inside Delivered & Setup
	BED W/FOLDING LEGS 30W X 74L X 18H Weight 72 lb B01-497800	149.00	163.90	178.80
	FOLDING BED W/CASTERS 30W X 76L X 12H Weight 44 lb B01-497700	146.00	160.60	175.20
	DORMITORY LADDER STRUT PALLET BED 36W X 74L X 36H Weight 110 lb, brown B01-4974L	248.00	272.80	297.60
	36W X 80L X 36H Weight 160 lb, brown B01-4974LSP	281.00	309.10	337.20
	36W X 86L X 36H Weight 170 lb, brown B01-4974LSPL	286.00	314.60	343.20
	* Platform is constructed of 1/2" plywood.			
	To convert two B01-4974L to bunk application: BUNK ADAPTER, FOR B01-4974L BBALPAS	17.60	19.36	21.12

DORMITORY/INSTITUTIONAL FURNITURE (BEDDING)

BEDDING

Our mattress shop at Eastern CF makes mattresses from the inside out. Listed below are the most commonly-purchased mattresses, but the shop can make other sizes and variations. If you do not see what you want, please call us.

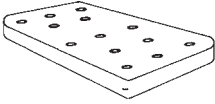
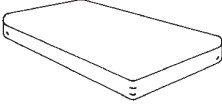




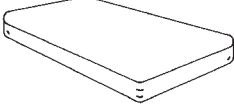
Mattresses — Innerspring

Cover Options:

Cover Options:

- 1) ACA ticking (cotton cover), white with blue stripes, flame retardant cotton.
- 2) PVC (polyvinylchloride), green, 12.5-ounce cover treated with flame retardant.

- Easy to clean.
- Meets 16 CFR Part 1633 – Federal Standard for the Flammability (Open Flame) of Mattress Sets.
- All mattresses are individually wrapped in plastic to ensure they are kept clean during shipment.
- Heavy-duty mattresses feature additional side springs for extra support.

	DESCRIPTION		Dock Delivered	Inside Delivered
	MATTRESS, INNERSPRING, ACA TICKING			
	32W X 75L X 6H	B02-4653KA	121.00	131.00
	35W X 75L X 6H	B02-4653CO	126.00	136.00
	35W X 80L X 6H	B02-4653FO	126.00	136.00
	38W X 75L X 6H	B02-4653HA	132.00	142.00
	38W X 80L X 6H	B02-4653JA	137.00	147.00
	MATTRESS, INNERSPRING, PVC TICKING			
	32W X 75L X 6H	B02-4653IP	121.00	131.00
	 35W X 75L X 6H	B02-4653EO	126.00	136.00
	 35W X 80L X 6H	B02-4653DO	132.00	142.00
	 36W X 74L X 6H	B02-4653EDHS	126.00	136.00
 38W X 75L X 6H	B02-4653HP	132.00	142.00	
	MATTRESS, INNERSPRING, PVC TICKING, HEAVY-DUTY			
	35W X 75L X 6H	B02-4653HE	126.00	136.00
	35W X 80L X 6H	B02-4653HD	132.00	142.00

Mattresses — Innerspring (cont.)

These mattresses passed the following standards: 1) CPSC Title 16 CFR 1633 2) Boston Fire Code BFD IX-11 3) California Technical Bulletin #129. All mattresses are individually wrapped in plastic to ensure they are kept clean during shipment.

Core Materials:

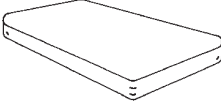
Inside working out: 1) innerspring 2) ¼" thick insulator pad 3) 5/8" thick densified polyester pad 4) 1" thick thermobonded polyester/cotton blend shoddy pad 5) knit interliner fire barrier (fire sock).

Cover Options:

- 1) Blue, 210 denier nylon with polyurethane coating
- 2) Gray & white striped polyester
- 3) Blue & white striped vinyl (PVC)

Shipping Charges:

The prices shown below are for orders totaling over \$250.00 to one location. See page 4 for details on shipping charges.

	DESCRIPTION		Dock Delivered	Inside Delivered
	BLUE NYLON COVER			
	33½W X 80L X 6H	B02-4683BDA	112.50	122.50
	GRAY/WHITE STRIPED POLYESTER COVER			
	33½W X 80L X 6H	B02-4683PDA	112.50	122.50
	BLUE/WHITE STRIPED VINYL (PVC) COVER			
	33½W X 80L X 6H	B02-4683SDA	112.50	122.50

INNERSPRING MATTRESS, ACA TICKING



INNERSPRING MATTRESS, PVC TICKING



INNERSPRING MATTRESS
BLUE NYLON COVER



INNERSPRING MATTRESS
GRAY/WHITE STRIPED POLYESTER COVER




INNERSPRING MATTRESS
BLUE/WHITE STRIPED VINYL (PVC) COVER



INNERSPRING GATCH MATTRESS



BOX SPRING, ACA COVER




BOX SPRING, PVC COVER



DENSIFIED POLYESTER MATTRESS



OBSERVATION MATTRESS



CLINICAL/HOSPITAL CONVOLUTED FOAM MATTRESS

SINGLE & DOUBLE PILLOW MATTRESSES

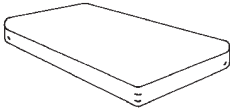


DORMITORY/INSTITUTIONAL FURNITURE (BEDDING)**Mattresses — Gatch**

- Hospital folding innerspring mattress.
- PVC, green, 12.5 ounce cover treated with flame retardant.
- Easy to clean.
- Meets 16 CFR Part 1633 – Federal Standard for the Flammability (Open Flame) of Mattress Sets.
- All mattresses are individually wrapped in plastic to ensure they are kept clean during shipment.

Shipping Charges:

The prices shown below are for orders totaling over \$250.00 to one location. See page 4 for details on shipping charges.

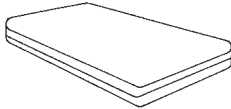
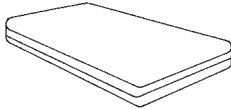
DESCRIPTION	Dock Delivered	Inside Delivered
MATTRESS, INNERSPRING, GATCH, PVC TICKING		
 35W X 75L X 6H B02-4653AG	89.25	99.25
35W X 80L X 6H B02-4653BG	93.50	103.50
36W X 83L X 6H B02-4653CG	132.00	142.00

Box Spring

- ACA Ticking covered, white with blue stripes.
- All box springs are individually wrapped in plastic to ensure they are kept clean during shipment.
- Meets 16 CFR Part 1633 – Federal Standard for the Flammability (Open Flame) of Mattress Sets.

Shipping Charges:

The prices shown below are for orders totaling over \$250.00 to one location. See page 4 for details on shipping charges.

DESCRIPTION	Dock Delivered	Inside Delivered
BOX SPRING UNIT		
 35W X 75L ACA COVER B02-4650AB	66.25	76.25
PVC COVER B02-4650AV	66.25	76.25
 38W X 75L ACA COVER B02-4650HB	68.25	78.25
PVC COVER B02-4650HV	68.25	78.25
38W X 80L ACA COVER B02-4650JB	70.50	80.50
PVC COVER B02-4650JV	70.50	80.50

DORMITORY/INSTITUTIONAL FURNITURE (BEDDING)

Mattresses — Densified Polyester

These mattresses are ideal for security settings, whether correctional or institutional.

Cover:

- 12.5-ounce flame-retardant green PVC vinyl
- Extremely Durable
- Bacteria Resistant
- Static Resistant
- Fluid Repellent
- Stain Resistant


Core:

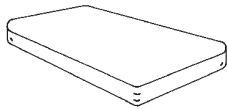
- 100 percent densified polyester
- Mildew/Mold Resistant

- Hypo-Allergenic
- Odor Free
- Moisture Resistant
- All mattresses are individually wrapped in plastic to ensure they are kept clean during shipment.
- Meets 16 CFR Part 1633 – Federal Standard for the Flammability (Open Flame) of Mattress Sets.

Shipping Charges:

The prices shown below are for orders totaling over \$250.00 to one location. See page 4 for details on shipping charges.

DESCRIPTION		Dock Delivered	Inside Delivered
MATTRESS, DENSIFIED POLYESTER			
25W X 75L X 4H	B02-4682Y0	47.25	57.25
25W X 80L X 4H	B02-4682J0	57.75	67.75
 30W X 75L X 4H <i>(DOCCS Std Issue)</i>	B02-4682GP	68.00	78.00
30W X 80L X 4H	B02-4682K0	67.25	77.25
30W X 86L X 4H	B02-4682P0	73.50	83.50
35W X 75L X 4H	B02-4682E0	68.25	78.25
35W X 80L X 4H	B02-4682L0	73.50	83.50
35W X 86L X 4H	B02-4682H0	84.00	94.00
38W X 80L X 4H	B02-4682R0	86.25	96.25



Observation Mattress

Durable observation cell mattress for mental health offenders or clients.

- Densified polyester from recyclable materials; 100% post-use recyclable.
- Cover: 1000 denier nylon cordura fabric ticking, emerald green.
- White stitching: for inspection, double stitched inside for strength.

- Flame Test: meets CFR 16 Part 1633 Federal Standard for the Flammability of Mattress Sets. Cleaning: use Corcraft Germicidal Cleaner.

Shipping Charges:

The prices shown below are for orders totaling over \$250.00 to one location. See page 4 for details on shipping charges.

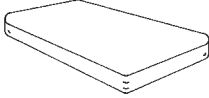

DESCRIPTION		Dock Delivered	Inside Delivered
OBSERVATION MATTRESS			
 30W X 75L X 4H	B02-4672G0	105.00	115.00

DORMITORY/INSTITUTIONAL FURNITURE (BEDDING)

Mattresses — Clinical/Hospital

- Hypoallergenic and washable – 210 denier dark blue nylon with PVC coating
- Core is 12/lbs in density.

- Top and bottom layers of convoluted foam for comfort (useable two sides)
- Meets 16 CFR Part 1633 – Federal Standard for the Flammability (Open Flame) of Mattress Sets.



	DESCRIPTION	Dock Delivered	Inside Delivered
	MATTRESS, CLINICAL/HOSPITAL		
	35W X 75L X 6H B02-4666ACC	165.00	175.00
	35W X 80L X 6H B02-4666AFC	176.00	186.00

Mattress/Pillow Combinations





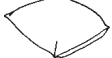
Cores and Ticking:

- Single Pillow densified polyester core 12.5 oz PVC green ticking
- Double Pillow densified polyester core 12.5 oz PVC green ticking

- Mildew resistant, hypoallergenic, stain and fluid resistant.
- Mattresses have additional 3" thick x 10" long pillow, full width of mattress. Single pillow one side; double pillow both sides.
- Meets 16 CFR Part 1633 Federal Standard for the Flammability (Open Flame) of Mattress Sets.

	DESCRIPTION	Dock Delivered	Inside Delivered
	MATTRESS PILLOW COMBINATION		
	Double Pillow Densified Polyester 30W X 74L X 5H B02-4682DPG	62.00	72.00
	Single Pillow Densified Polyester 30W X 74L X 4H B02-4682SPG	62.00	72.00

Sheets, Pillows, Pillow Cases

	DESCRIPTION	Dock Delivered	Inside Delivered
	PILLOW	Blue/White Cotton Ticking, Polyester Fill, Fire Retardant	
	16oz 18W X 27L B03-465500	87.25/DOZEN	97.25/Dozen
	22oz 21W X 27L B03-4655AO	111.00/DOZEN	121.00/Dozen
	WATERPROOF PILLOW	Non-Ventilating green vinyl	
	16oz 18W X 27L B03-4656BO	88.75/DOZEN	98.75/Dozen
	VINYL MICROVENT PILLOW	Ventilated white Vinyl	
	22oz 18W X 24L B03-MV1824	101.00/DOZEN	111.00/DOZEN
	SHEETS	White, 50/50 Cotton/Polyester, Wash/Wear	
	54W X 99L B04-4658B0	63.00/DOZEN	73.00/dozen
	PILLOWCASE	White, 50/50 Cotton/Polyester, Wash/Wear	
	20W X 32L Finished Size B05-441000	30.00/DOZEN	40.00/dozen



SECURITY FURNISHINGS CELL AND DORMITORY TYPE

SECURITY FURNISHINGS — CELL AND DORMITORY TYPE (CELL)

SECURITY FURNISHINGS — CELL

Ladder Strut Security Bed

Frame:

- Formed bed plate of 10 gauge steel with 1" vent holes.

Headboard and Footboard:

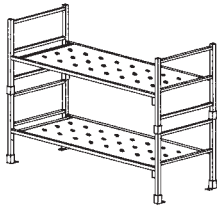
- Tubular square tube with 1½" vertical posts with two 1¼" horizontal crossbars.
- Bunkable adaptor set.
- Secures to floor using Security Bed adapters provided with Bunk adapter set. Includes bunk adapters (4) tamperproof screws and floor mounting adapters (4).

Frame Color:

- Baked enamel, brown.

Shipping Charges:

The prices shown below are for orders totaling over \$250.00 to one location. See page 4 for details on shipping charges.

DESCRIPTION	Dock Delivered	Inside Delivered	Inside Delivered & Setup
LADDER STRUT SECURITY BED 30W X 76½L X 36H Weight 130 lb B01-4971LPS	237.00	260.70	*
 30W X 80L X 36H Weight 130 lb B01-4971LPSL	248.00	272.80	*
30W X 86L X 36H Weight 145 lb B01-4971LPSLS	259.00	284.90	*
36W X 80L X 36H Weight 160 lb B01-4972LPAS	270.00	297.00	324.00
SECURITY BUNK ADAPTER SET (Bunk adapters, floor mounting adapters, hardware) BBALPS	27.50	*	*
NOTE: Two Ladder Strut Security Beds required for bunking.			

Security Bed

Frame:

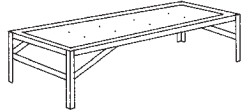
- Heavy duty 1½ " X ¾" angle iron, welded.
- Bolt holes in pad feet for permanent installation to floor.
- Bed plate of 10-gauge steel with 1" vent holes.
- Frame painted brown.

Optional:

- Steel adapters available to convert to bunk bed applications.

Shipping Charges:

The prices shown below are for orders totaling over \$250.00 to one location. See page 4 for details on shipping charges.

DESCRIPTION	Dock Delivered	Inside Delivered	Inside Delivered & Setup
 SECURITY BED 30¼W X 75L X 18H, Weight 108 lb B01-499200	220.00	242.00	*
To convert B01-499200 Security Bed to Bunk application: BUNK ADAPTER, SECURITY BED (SET OF 4) 1½W X 38H, Weight 38 lb M99-F00285	77.00	84.70	*

*Installation quoted separately.

SECURITY FURNISHINGS — CELL AND DORMITORY TYPE (CELL)

Pillow

- White Cotton Ticking.
- Fire retardant polyester fill.
- Sold in multiples of one dozen only.

Shipping Charges:

The prices shown below are for orders totaling over \$250.00 to one location. See page 4 for details on shipping charges.

	DESCRIPTION	Dock Delivered	Inside Delivered
	PILLOW, BLUE/WHITE COTTON TICKING POLYESTER FILL, FIRE RETARDANT 22oz 21W X 27L B03-4655A0	111.00	121.00

Stock
Item

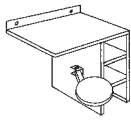
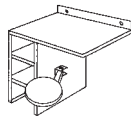
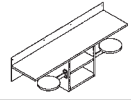
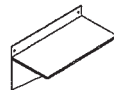
Cell Desk

- Constructed primarily of 10-gauge steel.
- Single pedestal has three openings for inmate storage and visibility of contents.
- Pivoting seat returns to under desk when not in use.
- Bolts to floor and wall.
- Grey electrostatic powder paint.

Note: Installation quoted separately.

Shipping Charges:

The prices shown below are for orders totaling over \$250.00 to one location. See page 4 for details on shipping charges.

	DESCRIPTION	Dock Delivered	Inside Delivered	Inside Delivered & Setup
	CELL DESK, 10-GAUGE STEEL Shelves on right side 30W X 18D X 30½H, Weight 125 lb F50-737000-12	370.00	407.00	*
	CELL DESK, 10-GAUGE STEEL Shelves on left side 30W X 18D X 30½H, Weight 125 lb F50-737100-12	370.00	407.00	*
	DOUBLE CELL DESK, 10-GAUGE STEEL 59½W X 18D X 20¾H, Weight 167 lb F50-737200-12	410.00	451.00	*
	CELL BLOCK TABLE, 10-GAUGE STEEL 24½W X 12½D F50-31225-12	48.50	53.35	*

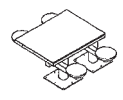
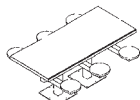

Security Mess Hall Table

- Approved by NYS Department of Corrections.
- 10 gauge, stainless steel top.
- Set on 3" square ¾" carbon steel beams for durability.
- Top supported by one (on four seat model) or two (on six seat and wheelchair accessible models) 4" square, ¾" carbon steel posts, each secured to floor by a 16" square ¾" carbon steel mounting plate (8 screws each).

- Table edge ends include three holes to facilitate bolting of table together for added stability, security, and space conservation.
- Center post seat beams and mounting plate painted black.
- Compact, easy to clean.

Shipping Charges:

The prices shown below are for orders totaling over \$250.00 to one location. See page 4 for details on shipping charges.

	DESCRIPTION	Dock Delivered	Inside Delivered
	FOUR SEAT SECURITY MESS HALL TABLE 32D X 48W, Two 12"D, 14 gauge, stainless steel seats per side, four per table Weight 290 lb F56-S3248SS	1925.00	2117.50
	SIX SEAT SECURITY MESS HALL TABLE 32D X 72W, Three 12"D, 14 gauge, stainless steel seats per side, six per table Weight 435 lb F56-S3272SS	2750.00	3025.00
	ADA SECURITY MESS HALL TABLE/WHEELCHAIR ACCESSIBLE 37D X 72W, Three 12"D, 14 gauge, stainless steel seats on one side, second side accommodates two wheelchairs. Weight 405 lb F56-S3272SS4S	2715.00	2986.50

SECURITY FURNISHINGS — CELL AND DORMITORY TYPE (CELL)


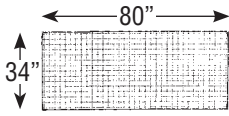



Observation Cell Pad, Smocks and Wrap

Durable observation pad, smocks and wrap for special offenders or mental health clients. Features an emerald green, 1000 denier nylon cordura and a 6-oz. Dacron inner liner. White heavy-duty stitching (additional stitching around edges on pad, neck and arm areas on smock, and Velcro pads on wrap).

- Flame resistant – meets California Test 117
- Normal laundering with little or no shrinkage

Shipping Charges:

The prices shown below are for orders totaling over \$250.00 to one location. See page 4 for details on shipping charges.

	DESCRIPTION	Dock Delivered	
	OBSERVATION CELL PAD 34W X 80H Weight 8 lb B02-C00040	121.00	
	OBSERVATION SMOCK Small B02-C00050S0 171.00 Medium B02-C00050M0 171.00 Large B02-C00050L0 171.00 XLarge B02-C00050XL 171.00 2X B02-C000502X 183.00 3X B02-C000503X 183.00 4X B02-C000504X 183.00 5X B02-C000505X 183.00 6X B02-C000506X 183.00		
	OBSERVATION CELL WRAP 75L X 36½W B02-C00060	171.00	

Front

Back

Shower Curtains


Shower curtains are made by Coxsackie Industries to meet security criteria as well as offer some modesty. All materials are anti-microbial and meet NFPA701.

- Male version has a translucent upper panel and transparent bottom panel
- Female version has a 56-inch green upper panel and transparent bottom panel


Both have five securely-fastened Velcro straps at top allowing 3" of adjustment.

Shipping Charges:

The prices shown below are for orders totaling over \$250.00 to one location. See page 4 for details on shipping charges.

	DESCRIPTION	Dock Delivered
	VINYL CURTAIN, MALE 36W X 70 to 73H Sold by dozen SHWRCURTAM	98.50
	38W X 80 to 83H Sold by dozen SHWRCURTAMSP	112.00

SECURITY FURNISHINGS — CELL AND DORMITORY TYPE (CELL)

DESCRIPTION	Dock Delivered
 <p>VINYL CURTAIN, FEMALE 36W X 70 to 73H Sold by dozen SHWRCURTA</p>	98.50

PREA-Compliant Shower Curtains

Corcraft offers a shower curtain that will help facilities meet DOCCS' PREA (Prison Rape Elimination Act) standards.

- Top section is clear vinyl (meets NFPA 701 flammability standards).

- Middle section is green, poly vinyl (meets NFPA 701 and Cal 117 flammability standards).
- Bottom section is clear vinyl.
- Curtain attaches via Velcro straps.
- Sold in dozens.

DESCRIPTION	Dock Delivered
<p>PREA SHOWER CURTAIN 32W X 36H Sold by dozen SHWRPREA3236</p>	50.00
<p>30W X 80H Sold by dozen SHWRPREA3080</p>	98.50
<p>36W X 80H Sold by dozen SHWRPREA3680</p>	112.00
<p>38W x 80H (<i>Female Only</i>) Sold by dozen SHWRPREA3880F</p>	150.00
<p>52W X 96H Sold by dozen SHWRPREA5296</p>	162.00

Security Locker

Paint Finish: Standard electrostatic powder paint selections:

White.....10	Surf Green.....24	Sand.....65
Black.....11	Thruway Blue...47	Light Grey.....68
Grey.....12	Lupin Blue.....48	Light Tone.....69
Mahogany Brown...13	Ceylon Blue.....49	Moss.....71
Misty Brown.....14	Fire Red.....56	Slate.....88
Ultra Tan.....16	Cool Grey.....60	Olive Green.....92
Driftwood Tan.....19	Warm Grey.....63	Baltic Blue.....93
Putty.....21	Blue Grey.....64	Dark Neutral....96

Frame:

- Cold rolled steel formed, welded and riveted.
- Designed for security applications.
- Sides and back are 18-gauge steel.

Door Assembly:


- 16-gauge steel with 3 louvres, top and bottom, for ventilation.
- Tamperproof locker has door with hasp lock.
- F51-484500 locker has two-point locking system with lift bar and combination lock and number plate.

Interior:

- Three shelves on right side, each 9¾" wide.
- Wardrobe unit on left side, 6¼" wide.

Optional Writing Tablet attachment connects to left side of locker.

***Installation quoted separately.**

DESCRIPTION	Dock Delivered	Inside Delivered	Inside Delivered & Setup
 <p>TAMPERPROOF SECURITY LOCKER (WALL) 16W X 14D X 26H Weight 45 lb F51-483500-__ __</p>	129.00	141.90	154.80

SECURITY FURNISHINGS — CELL AND DORMITORY TYPE (CELL)

	DESCRIPTION	Dock Delivered	Inside Delivered	Inside Delivered & Setup
	TAMPERPROOF SECURITY LOCKER (floor) 16W X 14D X 26H Weight 45 lb F51-484000- __ __	125.00	137.50	150.00
	SECURITY LOCKER (Specified by NYC Corrections) 16W X 21¼D X 42H Weight 96 lb F51-484500- __ __	284.00	312.40	340.80
	SECURITY LOCKER, WRITING TABLET ATTACHMENT 16 GAUGE, GREY 20W X 15D X 10H Weight 12 lb F50-485000-12	80.50	88.55	*

**Installation quoted separately.*

Compact Personal Storage Cabinet

Features:

- Two doors with tab for padlock
- Two compartments:
 - Two shelves on left
 - Hanging area (48") with coat rod on right

Shipping Charges:

The prices shown below are for orders totaling over \$250.00 to one location. See page 4 for details on shipping charges.

	DESCRIPTION	Dock Delivered	Inside Delivered	Inside Delivered & Setup
	COMPACT PERSONAL STORAGE CABINET 36W X 24D X 48H Weight 170 lb F53-735000- __ __	420.00	462.00	504.00

Wall Hung Cabinet

Paint Finish: Standard electrostatic powder paint selections:

White.....10	Surf Green.....24	Sand.....65
Black.....11	Thruway Blue...47	Light Grey.....68
Grey.....12	Lupin Blue.....48	Light Tone.....69
Mahogany Brown...13	Ceylon Blue.....49	Moss.....71
Misty Brown.....14	Fire Red.....56	Slate.....88
Ultra Tan.....16	Cool Grey.....60	Olive Green.....92
Driftwood Tan.....19	Warm Grey.....63	Baltic Blue.....93
Putty.....21	Blue Grey.....64	Dark Neutral....96

Frame:

- Cold rolled steel formed, welded and riveted, 12 and 18-gauge steel.
- Wall mountable.
- Designed for security.

Door Assembly:

- 18-gauge steel.

Note: Installation quoted separately.

	DESCRIPTION	Dock Delivered	Inside Delivered	Inside Delivered & Setup
	WALL HUNG CABINET 30W X 15D X 24H Weight 181 lb F53-734500- __ __	269.00	295.90	*

**Installation quoted separately.*

SECURITY FURNISHINGS — CELL AND DORMITORY TYPE (CELL)

Combination Security Storage Wardrobe

Paint Finish: Standard electrostatic powder paint selections:

White.....10	Surf Green.....24	Sand.....65
Black.....11	Thruway Blue...47	Light Grey.....68
Grey.....12	Lupin Blue.....48	Light Tone.....69
Mahogany Brown...13	Ceylon Blue.....49	Moss.....71
Misty Brown.....14	Fire Red.....56	Slate.....88
Ultra Tan.....16	Cool Grey.....60	Olive Green.....92
Driftwood Tan.....19	Warm Grey.....63	Baltic Blue.....93
Putty.....21	Blue Grey.....64	Dark Neutral....96

Frame:

- Premium cold-rolled steel, 12- and 18-gauge.

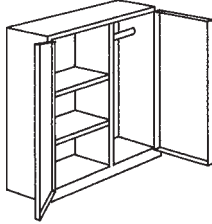
Doors:

- Heavy-duty hinges. Box brace reinforced.
- Doors of 18-gauge steel equipped with pulls and includes rollers to secure shut.

Shelves:

- Two adjustable 20-gauge shelves in storage section.
- Coat rod in wardrobe section.

* Installation quoted separately.

DESCRIPTION	Dock Delivered	Inside Delivered	Inside Delivered & Setup
 <p>COMBINATION SECURITY STORAGE WARDROBE 36W X 18D X 42H Weight 154 lb F53-734900-__ __</p>	330.00	363.00	*
<p>COMBINATION SECURITY STORAGE WARDROBE 36W X 24D X 42H Weight 154 lb F53-734700-__ __</p>	380.00	418.00	*

Security Cell Locker

Paint Finish: Standard electrostatic powder paint selections:

White.....10	Surf Green.....24	Sand.....65
Black.....11	Thruway Blue...47	Light Grey.....68
Grey.....12	Lupin Blue.....48	Light Tone.....69
Mahogany Brown...13	Ceylon Blue.....49	Moss.....71
Misty Brown.....14	Fire Red.....56	Slate.....88
Ultra Tan.....16	Cool Grey.....60	Olive Green.....92
Driftwood Tan.....19	Warm Grey.....63	Baltic Blue.....93
Putty.....21	Blue Grey.....64	Dark Neutral....96

- Sides/back of 24 gauge sheet steel.
- Equipped with sloping top.
- No legs.
- Includes mounting plate to secure unit to wall.



Door Assembly:

- 16 gauge sheet steel.
- Hinges on left.
- Finger pull latch.

Note: Installation quoted separately.

Exterior Frame:

- Cold rolled steel, formed, welded and riveted.
- Constructed for heavy duty use and approved for double bunking applications.

DESCRIPTION	Dock Delivered	Inside Delivered	Inside Delivered & Setup
 <p>SECURITY CELL LOCKER 12W X 15D X 78H Weight 67 lb F51-1272SC-__ __</p>	166.00	182.60	199.20
 <p>SECURITY CELL LOCKER, GANG OF 2 24W X 15D X 78H Weight 134 lb F51-1272SC2-__ __</p>	305.00	335.50	366.00

SECURITY FURNISHINGS — CELL AND DORMITORY TYPE (CELL)


Therapy (RESTART) Desk and Transporter Dolly

- Reduced Security Therapy And Recreation Table
- Designed to secure potentially disruptive inmates during therapy sessions in classroom environments.
- Provides the inmate with more freedom of movement while maintaining safety and security for corrections and mental health personnel.
- Floor level locking device secures ankle restraints; the locking device is operated with a waist level handle and is padlocked during use.
- Optional screen with Plexi-glass isolates one desk from neighboring desk.
- Designed to be bolted to floor.

* Installation quoted separately.

Shipping Charges:

The prices shown below are for orders totaling over \$250.00 to one location. See page 4 for details on shipping charges.


DESCRIPTION	Dock Delivered	Inside Delivered	Inside Delivered & Setup
 RESTART DESK WITHOUT SCREEN 38½L X 20W X 34H Weight 130 lb RED-SK1620	1420.00	1562.00	*
RESTART DESK WITH 3X3 PROTECTIVE SCREEN 38½L X 20W X 56H Weight 240 lb RED-SK1620WS	1595.00	1754.50	*
RESTART DESK WITHOUT SCREEN 38½L X 33W X 34H Weight 160 lb RED-SK2628	1595.00	1754.50	*
RESTART DESK WITH 3X3 PROTECTIVE SCREEN 38½L X 33W X 56H Weight 270 lb RED-SK2628WS	1795.00	1974.50	*
RESTART DESK WITH 5X5 PROTECTIVE SCREEN 38½L X 33W X 77H RED-SK2628WLS	1895.00	2084.50	*

Therapy Desk Dolly (Transporter)

Two-component dolly to move all sizes of the restart desks (without the screens) between training areas. Dolly bolts to front and rear of the desk. Front and rear levers allow the desk to be lowered off the casters to rest in place.

Shipping Charges:

The prices shown below are for orders totaling over \$250.00 to one location. See page 4 for details on shipping charges.

DESCRIPTION	Dock Delivered	Inside Delivered	Inside Delivered & Setup
 Restart Desk Dolly RED-SKD011	800.00	880.00	*

DELIVERY NOTES

Products over 250 lb and/or products that equal or exceed 96 inches in any direction (conference tables, preassembled shelving, etc.) can present special delivery issues, especially if passenger elevators are involved. Often they do not fit on passenger elevators and may require that a crew use stairs. If this is the case, it must be noted on the purchase order and resolved before entering the Corcraft order.



METAL GOODS

METAL GOODS (INDUSTRIAL SHELVING)

INDUSTRIAL SHELVING

Corcraft maintains an inventory of popular-sized shelving. For availability and colors please contact our Customer Service Unit at (800) 436-6321, ext. 2620. **Note: Hardware adds 5/8" to the width of each open-type unit and 7/16" to each closed-type unit.**

Industrial Shelving—Open Type, Closed Type, and Ledge

Finish: Baked Enamel standard paint colors available

Black.....	11	Driftwood Tan	19	Ceylon Blue.....	49
Grey	12	Putty.....	21		
Ultra Tan.....	16	Surf Green	24		

Exterior Frame:

- Cold rolled steel, formed and bolted.
- Construction geared for heavy/industrial usage.
- 1/8" steel bracing strips used to reinforce open type shelving.
- Closed shelving units utilize 22-gauge steel for sides and back.

Shelves:

- Cold-rolled steel, bolted within open and closed units.
- Heavy 12-gauge steel is used to reinforce 18-gauge shelf.
- Shelves 42" and wider include box bracing for added strength and stability.
- Seven shelves standard on each unit.
- Shelves adjustable in 1 1/2" increments.
- Each shelf rated for 500-pound capacity, evenly distributed.

Assembly:

- Products are available **knocked down** or **preassembled at the factory**.

Notes: Indicate your paint color choice by including the color code in the spaces to the right of the item code.

DELIVERY NOTES

Products over 250 lb and/or products that equal or exceed 96 inches in any direction (conference tables, preassembled shelving, etc.) can present special delivery issues, especially if passenger elevators are involved. Often they do not fit on passenger elevators and may require that a crew use stairs. If this is the case, it must be noted on the purchase order and resolved before entering the Corcraft order.

DELIVERY & INSTALLATION

Delivery:

Shelving is delivered several ways:

- 1. Dock Delivered:** Placed on shipping dock for customer movement to other space. This price is listed in the guide below.
- 2. Inside Delivered (Not set in use):** Brought to the space where they will be installed, cartons remain on product. This price is listed in guide below.
- 3. Inside Delivery (Set in Use):** Brought to the space where they will be installed, cartons and other packing material removed.

Several factors influence product choice and delivery. If there are issues with access via elevators or stairs, it may be wise to purchase shelving disassembled (knocked down). You will incur an onsite assembly charge as described in Installation. If Corcraft is providing installation services (especially promptly after delivery) you will need to choose #3, (Inside Delivery and Set in use). Delivery charges in this case may be part of a quote.

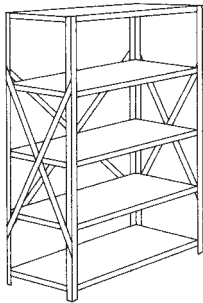
Installation:

Corcraft provides installation services for our industrial shelving products. All Corcraft installation services require Inside Delivered (Set in Use) delivery services: shelving is delivered to the space where it will be installed and debris removed prior to the installation.

Installation service includes bolting the assembled shelves to each other and to either a wall or a floor.

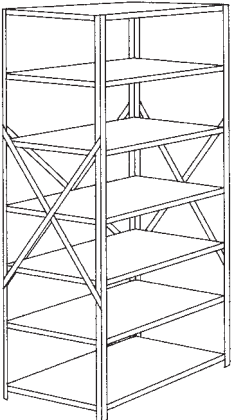
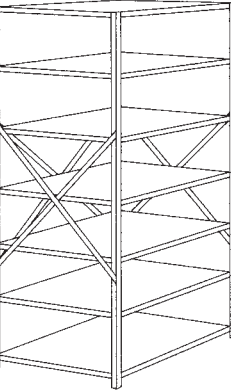
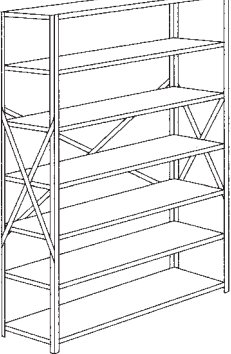


- Installation for a single, standard sized **preassembled** shelving unit is \$75.00. To purchase this service, use Item Code A99999910. Larger sizes may cost more and require a quote.
- Installation for an **unassembled (knocked down)** shelving unit is \$150.00 a unit because unassembled units require assembly on site. To purchase this service use Item Code A9999991A.

These prices and conditions apply to simple installations. When the installation involves a complex configuration, or a large number of shelves, call your Sales Representative for a quote.

DESCRIPTION		Dock Delivered	Inside Delivered (Not Set In Use)	Inside Delivered (Set In Use)
 <p>INDUSTRIAL SHELVING—STEEL CONSTRUCTION OPEN TYPE 36W X 9D X 84H (Actual width is 36 5/8) Weight 81 lb</p>	UNASSEMBLED	F52-6336AK-___	96.75	106.43
	ASSEMBLED	F52-6336AS-___	124.00	136.40
				116.10
<p>INDUSTRIAL SHELVING—STEEL CONSTRUCTION OPEN TYPE 36W X 12D X 84H (Actual width is 36 5/8) Weight 88 lb</p>	UNASSEMBLED	F52-6336BK-___	112.00	123.20
	ASSEMBLED	F52-6336BS-___	140.00	154.00
				134.40

Note: Products are available knocked down or preassembled at the factory.

METAL GOODS (INDUSTRIAL SHELVING)

DESCRIPTION		Dock Delivered	Inside Delivered (Not Set In Use)	Inside Delivered (Set In Use)
 <p>INDUSTRIAL SHELVING—STEEL CONSTRUCTION OPEN TYPE 36W X 16D X 84H (Actual width is 36 5/8) Weight 108 lb</p>	UNASSEMBLED	F52-6336CK-___ 123.00	135.30	147.60
	ASSEMBLED	F52-6336CS-___ 153.00	168.30	183.60
 <p>INDUSTRIAL SHELVING—STEEL CONSTRUCTION OPEN TYPE 36W X 18D X 84H (Actual width is 36 5/8) Weight 117 lb</p>	UNASSEMBLED	F52-6336DK-___ 126.00	138.60	151.20
	ASSEMBLED	F52-6336DS-___ 156.00	171.60	187.20
 <p>INDUSTRIAL SHELVING—STEEL CONSTRUCTION OPEN TYPE 36W X 20D X 84H (Actual width is 36 5/8) Weight 124 lb</p>	UNASSEMBLED	F52-6336EK-___ 138.00	151.80	165.60
	ASSEMBLED	F52-6336ES-___ 167.00	183.70	200.40
 <p>INDUSTRIAL SHELVING—STEEL CONSTRUCTION OPEN TYPE 36W X 24D X 84H (Actual width is 36 5/8) Weight 135 lb</p>	UNASSEMBLED	F52-6336FK-___ 140.00	154.00	168.00
	ASSEMBLED	F52-6336FS-___ 170.00	187.00	204.00
 <p>INDUSTRIAL SHELVING—STEEL CONSTRUCTION OPEN TYPE 36W X 27D X 84H (Actual width is 36 5/8) Weight 144 lb</p>	UNASSEMBLED	F52-6336GK-___ 157.00	172.70	188.40
	ASSEMBLED	F52-6336GS-___ 185.00	203.50	222.00
<p>INDUSTRIAL SHELVING—STEEL CONSTRUCTION OPEN TYPE 36W X 30D X 84H (Actual width is 36 5/8) Weight 148 lb</p>	UNASSEMBLED	F52-6336HK-___ 164.00	180.40	196.80
	ASSEMBLED	F52-6336HS-___ 194.00	213.40	232.80
<p>INDUSTRIAL SHELVING—STEEL CONSTRUCTION OPEN TYPE 36W X 36D X 84H (Actual width is 36 5/8) Weight 179 lb</p>	UNASSEMBLED	F52-6336IK-___ 194.00	213.40	232.80
	ASSEMBLED	F52-6336IS-___ 223.00	245.30	267.60
<p>INDUSTRIAL SHELVING—STEEL CONSTRUCTION OPEN TYPE 42W X 18D X 84H (Actual width is 42 5/8) Weight 180 lb</p>	UNASSEMBLED	F52-6328BK-___ 176.00	193.60	211.20
	ASSEMBLED	F52-6328BS-___ 204.00	224.40	244.80



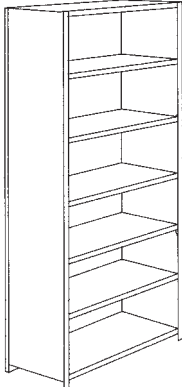
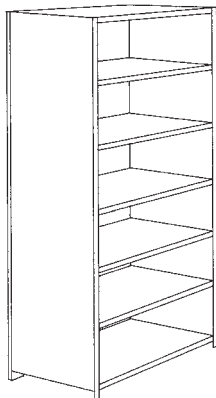
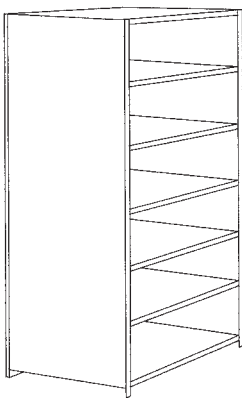


Grey "12"
Putty "21"

**Open-Stock
Planned Products:**

Products noted as Stock Items usually ship faster than others. Because a product is a Stock Item is no guarantee of off-the-shelf availability – call Order Services at (800) 436-6321 x2620 to check availability at time of order.

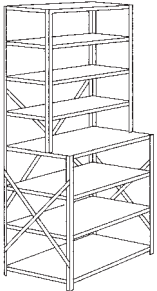
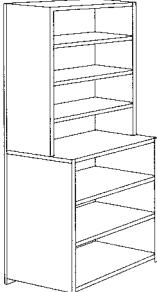
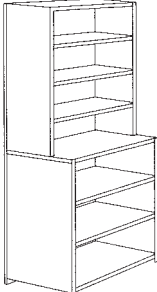
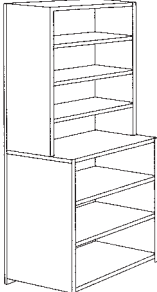
Note: Products are available knocked down or preassembled at the factory.

METAL GOODS (INDUSTRIAL SHELVING)

	DESCRIPTION	Dock Delivered	Inside Delivered (Not Set In Use)	Inside Delivered (Set In Use)
	INDUSTRIAL SHELVING—STEEL CONSTRUCTION CLOSED TYPE 36W X 9D X 84H (Actual width is 36 7/16) Weight 119 lb			
	UNASSEMBLED F52-6338AK-__ __	119.00	130.90	142.80
	ASSEMBLED F52-6338AS-__ __	149.00	163.90	178.80
	INDUSTRIAL SHELVING—STEEL CONSTRUCTION CLOSED TYPE 36W X 12D X 84H (Actual width is 36 7/16) Weight 130 lb			
	UNASSEMBLED F52-6338BK-__ __	141.00	155.10	169.20
	ASSEMBLED F52-6338BS-__ __	171.00	188.10	205.20
	INDUSTRIAL SHELVING—STEEL CONSTRUCTION CLOSED TYPE 36W X 16D X 84H (Actual width is 36 7/16) Weight 152 lb			
	UNASSEMBLED F52-6338CK-__ __	154.00	169.40	184.80
	ASSEMBLED F52-6338CS-__ __	182.00	200.20	218.40
	INDUSTRIAL SHELVING—STEEL CONSTRUCTION CLOSED TYPE 36W X 18D X 84H (Actual width is 36 7/16) Weight 163 lb			
	UNASSEMBLED F52-6338DK-__ __	161.00	177.10	193.20
	ASSEMBLED F52-6338DS-__ __	191.00	210.10	229.20
	INDUSTRIAL SHELVING—STEEL CONSTRUCTION CLOSED TYPE 36W X 20D X 84H (Actual width is 36 7/16) Weight 174 lb			
	UNASSEMBLED F52-6338EK-__ __	171.00	188.10	205.20
	ASSEMBLED F52-6338ES-__ __	200.00	220.00	240.00
	INDUSTRIAL SHELVING—STEEL CONSTRUCTION CLOSED TYPE 36W X 24D X 84H (Actual width is 36 7/16) Weight 193 lb			
	UNASSEMBLED F52-6338FK-__ __	179.00	196.90	214.80
	ASSEMBLED F52-6338FS-__ __	207.00	227.70	248.40
	INDUSTRIAL SHELVING—STEEL CONSTRUCTION CLOSED TYPE 36W X 27D X 84H (Actual width is 36 7/16) Weight 202 lb			
	UNASSEMBLED F52-6338GK-__ __	199.00	218.90	238.80
	ASSEMBLED F52-6338GS-__ __	227.00	249.70	272.40
	INDUSTRIAL SHELVING—STEEL CONSTRUCTION CLOSED TYPE 36W X 30D X 84H (Actual width is 36 7/16) Weight 214 lb			
	UNASSEMBLED F52-6338HK-__ __	202.00	222.20	242.40
	ASSEMBLED F52-6338HS-__ __	230.00	253.00	276.00
	INDUSTRIAL SHELVING—STEEL CONSTRUCTION CLOSED TYPE 36W X 36D X 84H (Actual width is 36 7/16) Weight 257 lb			
	UNASSEMBLED F52-6338IK-__ __	236.00	259.60	283.20
	ASSEMBLED F52-6338IS-__ __	264.00	290.40	316.80

Note: Products are available knocked down or preassembled at the factory.

METAL GOODS (INDUSTRIAL SHELVING/LIGHTWEIGHT COMMERCIAL SHELVING)

DESCRIPTION	Dock	Inside	Inside	Dock	Inside	Inside
	Delivered	Delivered (Not Set In Use)	Delivered (Set In Use)	Delivered	Delivered (Not Set In Use)	Delivered (Set In Use)
KNOCKED DOWN						
 <p>LEDGE TYPE SHELVING STEEL CONSTRUCTION OPEN TYPE 24W X 24D-30D X 84H (Actual width is 24 5/8) Weight 145 lb F52-6346AS-___ F52-6346AK-___</p>				205.00	225.50	246.00
	168.00	184.80	201.60			
 <p>LEDGE TYPE SHELVING STEEL CONSTRUCTION CLOSED TYPE 24W X 16D-27D X 84H (Actual width is 24 7/16) Weight 195 lb F52-6363BS-___</p>				212.00	233.20	254.40
 <p>LEDGE TYPE SHELVING STEEL CONSTRUCTION CLOSED TYPE 24W X 16D-30D X 84H (Actual width is 24 7/16) Weight 195 lb F52-6363CS-___</p>				217.00	238.70	260.40
 <p>LEDGE TYPE SHELVING STEEL CONSTRUCTION CLOSED TYPE 36W X 24D-30D X 84H (Actual width is 36 7/16) Weight 205 lb F52-6379AS-___</p>				246.00	270.60	295.20

Note: Open-type ledge shelving is available knocked down or preassembled at the factory. Closed-type ledge shelving is only available preassembled.

Lightweight Commercial Shelving

Corcraft offers a lightweight version of our industrial shelving line.

Specifications:

- Open design—no sides or back walls.
- 16 gauge cold rolled steel uprights.
- 18 gauge steel shelves.
- 11 gauge cross braces for strength (1/8" thick).
- Each shelf is rated for 250 lb load bearing capability.
- Seven standard colors to choose from (see page 153).
- 5 shelves per unit are adjustable in 1 1/2" increments.

Sizes:

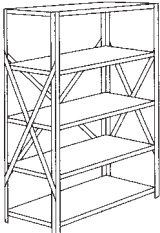
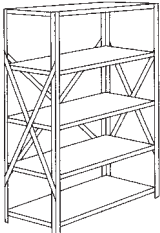
- Two standard sizes—Available either fully assembled or knocked down for onsite construction. 18x36x75, 18x42x75

If you require **on-site assembly and installation** (assemble the shelving, bolt together, bolt to wall or floors), the charge is \$150.00 per unit. Use **Item code A9999991A** on your order. [See page 153 for more information about delivery and installation.](#)

If you require installation only (shelving is delivered already assembled), the charge is \$75.00. Use **Item Code A99999910** on your order.

Shipping Charges:

The prices shown below are for orders totaling over \$250.00 to one location. See page 4 for details on shipping charges.

DESCRIPTION		Dock	Inside	Inside
		Delivered	Delivered (Not Set In Use)	Delivered (Set In Use)
 <p>LIGHTWEIGHT COMMERCIAL SHELVING 36W X 18D X 75H (Actual width is 36 5/8), Weight 58 lb</p>	UNASSEMBLED	F52-LW1836DK-___	82.00	90.20
	ASSEMBLED	F52-LW1836DS-___	92.50	101.75
 <p>LIGHTWEIGHT COMMERCIAL SHELVING 42W X 18D X 75H (Actual width is 42 5/8), Weight 64 lb</p>	UNASSEMBLED	F52-LW1842BK-___	93.50	102.85
	ASSEMBLED	F52-LW1842BS-___	107.00	117.70
				128.40

LOCKERS

Corcraft designs and manufactures lockers in multiple sizes and configurations. They can be customized, sold in gangs for large installations, and come in 24 standard colors. Ordering lockers is a detail-oriented process, and the information below is important to know before you order. Ordering lockers with any accessories or in gangs requires assistance from Corcraft. Call your Corcraft Sales Representative.

Construction

- Exterior frame: cold-rolled steel, formed and welded – for heavy duty usage and handling
- Sides and back: 24-gauge steel in lockers less than 21" deep; 22-gauge steel in lockers 21"+ deep.
- Hat shelf: 24-gauge steel in lockers less than 21" deep; 22-gauge in lockers 21"+ deep.
- Standard lockers are 78 inches high.
- Door assembly:
 - 16-gauge steel.
 - Key lockable mechanism standard. Combination lock optional.
 - Surface mounted lift handle or recessed handle available. Both accept padlocks.
 - Door handle actuates three-point locking system on full length lockers; two point on tiered lockers, single point on box lockers.
 - Hinges: three on lockers less than 21" wide; four on lockers over 21" wide; two on tier and box lockers.
 - Doors are vented for air circulation.
- Standard accessories:
 - 3 coat hooks.
 - Lockers 12" x 18" and larger (series 1072 and 1073) include a coat rod in addition to the hat shelf.
 - Lockers 21 x 21, 21 x 24 and 24 x 24 come standard with four baseplates. On smaller lockers baseplates are optional. See below.
- Optional accessories and choices:
 - Sloping tops: 22-gauge steel tops (three panel) angled to prevent unwanted storage on top of locker. Sloping tops add 6 inches to overall height of locker (total 84 inches).
 - Base plates: Base plates prevent storage under lockers. On lockers smaller than 21 inches there are three 18-gauge steel base plates: front and two sides. Four baseplates on smaller lockers are available as a special.
 - No legs: Bottom of locker sits directly on floor. This option takes 6 inches off the overall height (total 72 inches).
 - Number plates: Number plates can be supplied affixed to the doors at the factory or sent separately with the order for installers or the customers to affix. Purchasing plates separately saves installation time. Most customers expect lockers to be numbered sequentially. If plates are already affixed, staging can take longer.
 - Mirrors: Plastic door mirrors (8 x 10 inches) are available for a nominal cost.
 - Combination locks: Available for a nominal cost.

Ganging Lockers

Ganging lockers means fabricating them in multiples of two or three at the Corcraft factory and shipping them in those sizes. Because ganged lockers share their internal walls (or base plate, or sloping tops) there are cost savings for large orders.

Ganging lockers adds complexity to an order:

1. When lockers are ganged in twos or threes, Corcraft will want to send a representative to measure the room and layout locations to ensure the gangs are ordered to fit the space.
2. Locker ganging size limits:
 - a. Lockers up to and including 15 x 18: gangs of two or three.
 - b. Lockers 18 x 18 and 18 x 21: gangs of two only.
 - c. Lockers 21 x 21, 21 x 24, and 24 x 24 cannot be ganged.
3. Baseplates on ganged lockers are available for the front and each side. On 24 x 24 lockers, baseplates can go on all four sides.
4. Sloping tops are available on ganged lockers.

Locker Delivery and Installation

Delivery services are described on page 4 of this Guide. Installation services require *Inside Delivery/ Debris Removed* services.

Installation Services are quoted separately. Call 800-436-6321, ext. 2656 if you would like a quote.

Regardless of who installs lockers, for safety, they should be bolted to the floor or to the wall.

Colors

Lockers are available in 24 colors. Most common colors do not extend the lead time for delivery, however some colors require more lead time. Call your Corcraft Sales Representative to check.

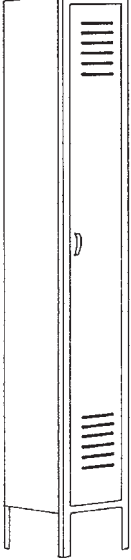
Paint Finish: Standard electrostatic powder paint selections:

White.....	10	Surf Green.....	24	Sand.....	65
Black.....	11	Thruway Blue ...	47	Light Grey.....	68
Grey.....	12	Lupin Blue.....	48	Light Tone.....	69
Mahogany Brown ...	13	Ceylon Blue.....	49	Moss.....	71
Misty Brown.....	14	Fire Red.....	56	Slate.....	88
Ultra Tan.....	16	Cool Grey.....	60	Olive Green.....	92
Driftwood Tan.....	19	Warm Grey.....	63	Baltic Blue.....	93
Putty.....	21	Blue Grey.....	64	Dark Neutral....	96

Shipping Charges:

The prices shown below are for orders totaling over \$250.00 to one location. See page 4 for details on shipping charges.

METAL GOODS (LOCKERS)

DESCRIPTION	Dock Delivered	Inside Delivered (Not Set In Use)	Inside Delivered/Debris Removed	
Institutional Lockers				
	LOCKER 12W X 12D X 78H Weight 60 lb LIFT HANDLE F51-1072A0-__ __	135.00	148.50	162.00
	RECESSED HANDLE F51-1073A0-__ __	142.00	156.20	170.40
	LOCKER 12W X 15D X 78H Weight 65 lb LIFT HANDLE F51-1072B0-__ __	139.00	152.90	166.80
	RECESSED HANDLE F51-1073B0-__ __	145.00	159.50	174.00
	LOCKER 12W X 18D X 78H Weight 73 lb LIFT HANDLE F51-1072C0-__ __	144.00	158.40	172.80
	* RECESSED HANDLE F51-1073C0-__ __	150.00	165.00	180.00
	LOCKER 15W X 15D X 78H Weight 70 lb LIFT HANDLE F51-1072D0-__ __	148.00	162.80	177.60
	RECESSED HANDLE F51-1073D0-__ __	154.00	169.40	184.80
	LOCKER 15W X 18D X 78H Weight 80 lb LIFT HANDLE F51-1072E0-__ __	152.00	167.20	182.40
	RECESSED HANDLE F51-1073E0-__ __	158.00	173.80	189.60
LOCKER 18W X 18D X 78H Weight 90 lb LIFT HANDLE F51-1072F0-__ __	158.00	173.80	189.60	
RECESSED HANDLE F51-1073F0-__ __	164.00	180.40	196.80	

Black "11"

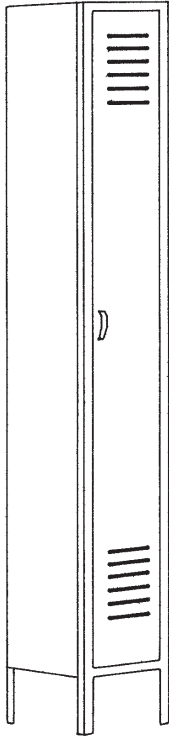
Stock Item

Open-Stock Planned Products:

Products noted as Stock Items usually ship faster than others. Because a product is a Stock Item is no guarantee of off-the-shelf availability – call Order Services at (800) 436-6321 x2620 to check availability at time of order.

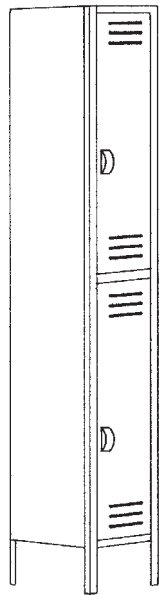
***Note: Maximum ganging is three lockers up to size 15 x 18. Lockers 18 x 18 and 18 x 21 can only be ganged in units of 2. Lockers 21 x 21, 21 x 24, and 24 x 24 cannot be ganged, and come standard with four base plates. Inside Delivery, Set In Use installation arrangements quoted separately.**

METAL GOODS (LOCKERS)

DESCRIPTION	Dock Delivered	Inside Delivered (Not Set In Use)	Inside Delivered/Debris Removed
 <p>LOCKER 18W X 21D X 78H Weight 87 lb LIFT HANDLE F51-1072H0-__ __</p> <p>RECESSED HANDLE F51-1073H0-__ __</p> <hr/> <p>LOCKER 21W X 21D X 78H Weight 105 lb LIFT HANDLE F51-1072I0-__ __</p> <p>RECESSED HANDLE F51-1073I0-__ __</p> <hr/> <p>LOCKER 21W X 24D X 78H Weight 127 lb LIFT HANDLE F51-1072K0-__ __</p> <p>RECESSED HANDLE F51-1073K0-__ __</p> <hr/> <p>LOCKER 24W X 24D X 78H Weight 117 lb LIFT HANDLE F51-1072G0-__ __</p> <p>RECESSED HANDLE F51-1073G0-__ __</p> <hr/> <p>LOCKER 9W X 21D X 78H Weight 78 lb LIFT HANDLE F51-1072Z0-__ __</p> <p>RECESSED HANDLE F51-1073Z0-__ __</p>	184.00	202.40	220.80
	190.00	209.00	228.00
	192.00	211.20	230.40
	198.00	217.80	237.60
	205.00	225.50	246.00
	211.00	232.10	253.20
215.00	236.50	258.00	
221.00	243.10	265.20	
119.00	130.90	142.80	
125.00	137.50	150.00	

Note: Inside Delivery, Set In Use installation arrangements quoted separately.

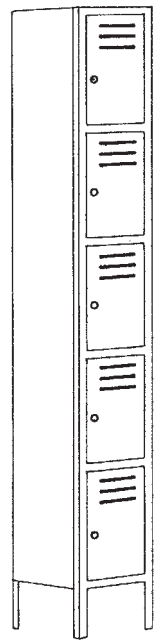
METAL GOODS (LOCKERS)



DESCRIPTION	Dock Delivered	Inside Delivered (Not Set In Use)	Inside Delivered/Debris Removed
TIER LOCKER W/LEGS 2 DOORS 12W X 12D X 78H Weight 58 lb LIFT HANDLE F51-1236A0-__ __	140.00	154.00	168.00
RECESSED HANDLE F51-1237A0-__ __	147.00	161.70	176.40
TIER LOCKER W/LEGS 2 DOORS 12W X 15D X 78H Weight 70 lb LIFT HANDLE F51-1236B0-__ __	145.00	159.50	174.00
RECESSED HANDLE F51-1237B0-__ __	152.00	167.20	182.40
TIER LOCKER W/LEGS 2 DOORS 12W X 18D X 78H Weight 87 lb LIFT HANDLE F51-1236C0-__ __	152.00	167.20	182.40
RECESSED HANDLE F51-1237C0-__ __	158.00	173.80	189.60
TIER LOCKER W/LEGS 2 DOORS 15W X 15D X 78H Weight 70 lb LIFT HANDLE F51-1236D0-__ __	155.00	170.50	186.00
RECESSED HANDLE F51-1237D0-__ __	161.00	177.10	193.20
TIER LOCKER W/LEGS 2 DOORS 15W X 18D X 78H Weight 81 lb LIFT HANDLE F51-1236E0-__ __	160.00	176.00	192.00
RECESSED HANDLE F51-1237E0-__ __	166.00	182.60	199.20
TIER LOCKER W/LEGS 2 DOORS 18W X 18D X 78H Weight 85 lb LIFT HANDLE F51-1236F0-__ __	168.00	184.80	201.60
RECESSED HANDLE F51-1237F0-__ __	174.00	191.40	208.80

Note: Inside Delivery, Set In Use installation arrangements quoted separately.

METAL GOODS (LOCKERS)



* For padlock capability contact your sales rep.

DESCRIPTION	Dock Delivered	Inside Delivered (Not Set In Use)	Inside Delivered/Debris Removed
BOX LOCKER W/LEGS 5 DOORS 12W X 12D X 78H Weight 58 lb F51-1572A0- __ __	176.00	193.60	211.20
BOX LOCKER W/LEGS 5 DOORS 12W X 15D X 78H Weight 72 lb F51-1572B0- __ __	181.00	199.10	217.20
BOX LOCKER W/LEGS 5 DOORS 12W X 18D X 78H Weight 75 lb F51-1572C0- __ __	186.00	204.60	223.20
BOX LOCKER W/LEGS 5 DOORS 15W X 15D X 78H Weight 80 lb F51-1572D0- __ __	198.00	217.80	237.60
BOX LOCKER W/LEGS 5 DOORS 15W X 18D X 78H Weight 87 lb F51-1572E0- __ __	203.00	223.30	243.60
BOX LOCKER W/LEGS 5 DOORS 18W X 18D X 78H Weight 92 lb F51-1572F0- __ __	215.00	236.50	258.00

Note: Inside Delivery, Set In Use installation arrangements quoted separately.

METAL GOODS (LOCKERS)

Custom-Made Lockers

Corcraft has the expertise to design new lockers based on our present products. Options are listed in prior pages. Working closely with the customer, sizes and internal configurations can be adjusted to application needs. Minimum quantities are usually required. Below are two examples of custom lockers with internal dividers and other options.

Shipping Charges:

The prices shown below are for orders totaling over \$250.00 to one location. See page 4 for details on shipping charges.

DESCRIPTION		Dock Delivered	Inside Delivered (Not Set In Use)	Inside Delivered/Debris Removed
	30W X 24D X 78H Weight 180 lb			
	RECESSED HANDLE F51-1073LO-__MNP	360.00	396.00	432.00
	24W X 24D X 78H Weight 141 lb			
	RECESSED HANDLE F511074GO-__MNP	241.00	265.10	289.20

Mail Box Locker (Installation quoted separately)

Paint Finish: Standard electrostatic powder paint selections:

White.....10	Surf Green.....24	Sand.....65
Black.....11	Thruway Blue...47	Light Grey.....68
Grey.....12	Lupin Blue.....48	Light Tone.....69
Mahogany Brown...13	Ceylon Blue.....49	Moss.....71
Misty Brown.....14	Fire Red.....56	Slate.....88
Ultra Tan.....16	Cool Grey.....60	Olive Green.....92
Driftwood Tan.....19	Warm Grey.....63	Baltic Blue.....93
Putty.....21	Blue Grey.....64	Dark Neutral...96

- Construction geared for heavy/industrial usage.
- 16-gauge sheet steel base plates on front and sides.

Sides/Back/Shelves:

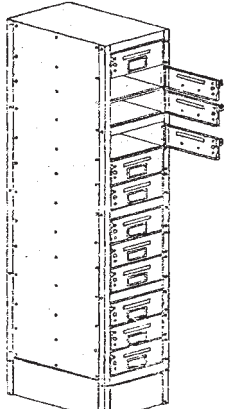
- 24-gauge sheet steel.

Door Assembly:

- 16-gauge sheet steel.
- Finger pull latch.
- Label holder.
- Each door equipped with hasp.
- Padlock not included.

Exterior Frame:

- Cold-rolled steel formed, welded and riveted.

DESCRIPTION		Dock Delivered	Inside Delivered (Not Set In Use)	Inside Delivered/Debris Removed
	MAIL BOX LOCKER W/12 DOORS 12W X 18D X 66H Weight 81 lb			
	F51-126000-__	335.00	368.50	402.00

Note: Inside Delivery, Set In Use installation arrangements quoted separately.



JANITORIAL SUPPLIES

FLOOR CARE PRODUCTS

CLEANING PRODUCTS

VEHICLE MAINTENANCE PRODUCTS

LAUNDRY PRODUCTS

FOOD SERVICE-GRADE PRODUCTS

RESTROOM PRODUCTS

PERSONAL CARE PRODUCTS

ACCESSORIES

FLOOR CARE PRODUCTS: *GREEN* (ENVIRONMENTALLY-PREFERABLE)

GREEN LINE FLOOR CARE PRODUCTS

Safety Data Sheets are available online at www.corcraft.org. Ask your Sales Representative or call (888) NYS-MADE.

Green Line Floor Finish

- Use on vinyl, resilient tile, linoleum, rubber and terrazzo flooring.
- Formulated with the latest zinc-free polymer chemistry and performs as well as its metal cross-linked competitors.
- Contains 22% solids compared to others containing only 15% solids, producing a tougher, more durable finish.
- Can be spray-buffed and burnished to touch up tread-worn areas.
- In general, one gallon covers about 1200 square feet. Customers should experiment to see what is best for their floors.

Certification:

Green Seal Certified under GS 40. Complies with Executive Order #4.

Dilution for use:

None. Floor finish is used full strength.

Green Line Floor Finish *OGS-Approved*

- Meets rigorous wear standards set by OGS.
- Designed for maximum durability under severe conditions.
- High-quality finish that is easy to clean without powdering.
- Floor finish should last three years or more between strippings.

Green Line Wax Remover *OGS-Approved*

- Removes even tough finishes.
- Performs as well as its butyl-based competitors.

Certification:

Green Seal Certified under GS 40. Complies with Executive Order #4.

Green Line Neutral Floor Cleaner *OGS-Approved*








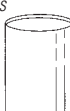







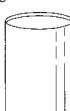
- Formulated to remove tough soils, and performs as well as its NPE competitors.

Certification:

Green Seal Certified. Complies with Executive Order #4.

Dilution for use:

- Depends on application.
- For everyday cleaning, mix 1 oz in 1 gallon of cold water (1:128).
- For heavy-duty cleaning, mix 2 ounces in 1 gallon of cold water (1:64).

	DESCRIPTION	Dock Delivered	Inside Delivered
 All three sizes   	GREEN LINE FLOOR FINISH 4 1-gallon jugs per case, Weight 36 lb U01-GRFF004	62.00/CASE	72.00/CASE
	5-gallon pail w/spout, Weight 45 lb U01-GRFF005	73.75	83.75
	55-gallon drum, Weight 500 lb U01-GRFF055	660.00	670.00
 All three sizes   	GREEN LINE FLOOR FINISH - OGS APPROVED 4 1-gallon jugs per case, Weight 36 lb U01-GRNYFF004	59.00/CASE	69.00/CASE
	5-gallon pail w/spout, Weight 45 lb U01-GRNYFF005	73.75	83.75
	55-gallon drum, Weight 500 lb U01-GRNYFF055	660.00	670.00
 All three sizes   	GREEN LINE WAX REMOVER 4 1-gallon jugs per case, Weight 36 lb U01-GRWR004	67.00/CASE	77.00/CASE
	5-gallon pail w/spout, Weight 45 lb U01-GRWR005	77.50	87.50
	55-gallon drum, Weight 500 lb U01-GRWR055	797.50	807.50
 All three sizes   	GREEN LINE NEUTRAL FLOOR CLEANER 4 1-gallon jugs per case, Weight 36 lb U01-GRNFC004	39.00/CASE	49.00/CASE
	5-gallon pail w/spout, Weight 45 lb U01-GRNFC005	49.00	59.00
	55-gallon drum, Weight 500 lb U01-GRNFC055	490.00	500.00

FLOOR CARE PRODUCTS: *ECONOMY*

ECONOMY FLOOR CARE PRODUCTS

Safety Data Sheets are available online at www.corcraft.org. Ask your Sales Representative or call (888) NYS-MADE.

Floor Finish (Original Formula U035585)

- High gloss, wear and slip-resistant.
- Zinc cross-link, acrylic polymer emulsion and 22 percent solids.
- For best results, use Corcraft Floor Sealer prior to applying the floor finish.
- Specially formulated to yield high gloss without the necessity of buffing.
- May be buffed at low speeds (up to 500 RPM) using polishing pads (white).
- For use in higher humidity.

Floor Finish: Buffable (U035586)

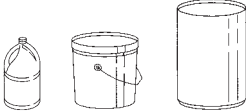
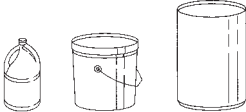
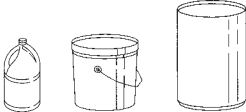
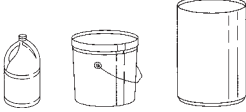
- High gloss, low maintenance, wear and slip-resistant.
- Zinc cross-link, acrylic polymer emulsion and 22 percent solids.
- Responds well to buffing (up to 2000 RPM) with standard buffing pads.
- Specially formulated for moderate to heavy traffic areas where buffing is the preferred method of maintenance.

Floor Sealer

- For use as a preapplication before Corcraft Floor Finish.
- Prior to first application, thoroughly strip the floor with Corcraft Green Line Wax Remover (page 164).
- Zinc cross-link, acrylic polymer emulsion and 17-18 percent solids.

Spraybuff Floor Maintainer

- A mix of polymers, polyethylene and other critical elements.
- Spray on affected area ahead of buffer.
- Use with low-speed (up to 500 RPMs) buffers.

	DESCRIPTION	Dock Delivered	Inside Delivered
	FLOOR FINISH 4 1-gallon jugs per case, Weight 36 lb U03-5585004	31.25/CASE	41.25/CASE
	5-gallon pail w/spout, Weight 45 lb U03-5585005	39.00	49.00
	55-gallon drum, Weight 500 lb U03-5585055	385.00	395.00
	FLOOR FINISH, BUFFABLE 4 1-gallon jugs per case, Weight 36 lb U03-5586004	33.00/CASE	43.00/CASE
	5-gallon pail w/spout, Weight 45 lb U03-5586005	41.00	51.00
	55-gallon drum, Weight 500 lb U03-5586055	423.00	433.00
	FLOOR SEALER 4 1-gallon jugs per case, Weight 36 lb U04-5595004	26.00/CASE	36.00/CASE
	5-gallon pail w/spout, Weight 45 lb U04-5595005	32.00	42.00
	55-gallon drum, Weight 500 lb U04-5595055	320.00	330.00
	SPRAYBUFF FLOOR MAINTAINER 4 1-gallon jugs per case, Weight 36 lb U03-5580004	16.80/CASE	26.80/CASE
	5-gallon pail w/spout, Weight 45 lb U03-5580005	21.00	31.00
	55-gallon drum, Weight 500 lb U03-5580055	135.00	145.00

JANITORIAL SUPPLIES

CLEANING PRODUCTS: GREEN (ENVIRONMENTALLY-PREFERABLE)

GREEN LINE CLEANERS

Green Line All Purpose Cleaner/Degreaser OGS-Approved

- Powerful, versatile cleaner for a wide range of soil types on most surfaces.
- Concentrated – must be diluted to use.
- Dispense into spray bottle.

Certification: Green Seal Certified. Complies with Executive Order #4.

Dilution for use: Depends on application.

- Top scrubbing (light): mix 2 ounces per gallon.
- Normal Soil: mix 2-4 ounces per gallon.
- Heavy soil: 4-8 ounces per gallon.
- Extreme soil: 8-12 ounces per gallon.

Green Line Glass Cleaner Concentrate OGS-Approved

- Cleans glass, bright work, desktops, counters, light fixtures and other light-duty applications. Performs as well as ammonia-based cleaners.

Certification:

Green Seal Certification. Complies with Executive Order #4

Dilution for use: Depends on application.

- Normal use: mix 3 oz per gallon
- Light Soil: mix 4 oz per gallon
- Heavy soil: mix 8 oz per gallon

Hydrogen Peroxide Cleaner OGS-Approved

- A powerful oxidizing cleaner that works in a wide range of applications: carpets, degreaser, and multi-purpose hard surface cleaner.
- Formulated with a surfactant and a citrus solvent for soft acid cleaning.
- Helps neutralize odors.
- Green Seal Certified.

Dispenser Only Formulation:






- For use with our dilution control dispensing systems.
- End users will not have any contact with the undiluted product.
- Contains a blue indicator dye so users can see the product flowing.

Mold Inhibitor/Deodorizer

This product neutralizes odors and prevents mold and mildew in moist and damp areas. It is not a masking agent for odors. It will eliminate the odor at the source, not just cover it. Great for:

- Mold/mildew, carpets, sewer gas, garbage collection, rendering plants, agricultural odors, industrial waste.
- Organic, clear, odorless. Water-soluble. No perfumes. Non-allergenic. Non-flammable. Long-lasting.

Note: Inside Delivery, Set In Use is not available.

	DESCRIPTION	Dock Delivered	Inside Delivered
 All three sizes   	GREEN LINE ALL PURPOSE CLEANER/DEGREASER 4 1-gallon jugs per case, Weight 36 lb U01-GRCD004	43.00/CASE	53.00/CASE
	5-gallon pail w/spout, Weight 45 lb U01-GRCD005	54.00	64.00
	55-gallon drum, Weight 500 lb U01-GRCD055	577.00	587.00
 All three sizes   	GREEN LINE GLASS CLEANER-CONCENTRATE 4 1-gallon jugs per case, Weight 36 lb U01-GRGC004	38.00/CASE	48.00/CASE
	5-gallon pail w/spout, Weight 45 lb U01-GRGC005	47.50	57.50
	55-gallon drum, Weight 500 lb U01-GRGC055	495.00	505.00
 	HYDROGEN PEROXIDE CLEANER 4 1-gallon jugs per case, 4% conc., Weight 36 lb U01-GRHP4004	70.00/CASE	80.00/CASE
	(FOR DILUTION CONTROL DISPENSING SYSTEMS ONLY) 5-gallon pail 4% conc., Weight 45 lb U01-GRHP4D005	83.12	93.12
  	MOLD INHIBITOR/DEODORIZER 12 32-ounce bottles per case U01-GRMID32	27.00/CASE	37.00/CASE
	4 1-gallon jugs per case U01-GRMID004	32.00	42.00
	55-gallon drum U01-GRMID055	330.00	340.00

CLEANING PRODUCTS: GREEN (ENVIRONMENTALLY-PREFERABLE)

GREEN LINE CLEANERS

Safety Data Sheets are available online at www.corcraft.org. Ask your Sales Representative or call (888) NYS-MADE.

Green Line Glass Cleaner – Ready To Use

- A green, nonstreaking formula used to clean all glass surfaces.
- Also used as an effective general cleaning solution on chrome, stainless steel, ceramic tile or porcelain.
- Standard glass cleaner is made from our Green Seal (™) certified glass cleaner concentrate, but is sold in a ready-to-use solution.

Green Line Green Meadow Concentrated Cleaner

- Reflective surfaces (glass, mirrors): 3 to 4 ounces cleanser per gallon of water.
- Light cleaning (ceramic tile, chrome, woodwork): 2 to 4 ounces cleanser per gallon of water.
- All-purpose cleaning (appliances, toilets, canvas): 4 to 12 ounces cleanser per gallon of water.
- Heavy-duty (grills, ovens, concrete).


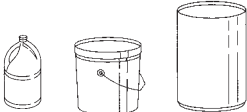
Green Line Orange Grove Citrus-Based Cleaner, Concentrated

- Reflective surfaces (glass, mirrors): 1 to 2 ounces cleaner per gallon of water.
- Light cleaning (ceramic tile, chrome, woodwork): 2 to 4 ounces cleaner per gallon of water.
- All-purpose cleaning (appliances, toilets, canvas): 4 to 10 ounces cleaner per gallon of water.
- Heavy-duty (grills, ovens, concrete): 10 to 16 ounces cleaner per gallon of water.
- Sold ready-to-use in case of 12, 32-ounce bottles.

Note: Inside Delivery, Set In Use is not available.

Shipping Charges:

The prices shown below are for orders totaling over \$250.00 to one location. See page 4 for details on shipping charges.

DESCRIPTION	Dock Delivered	Inside Delivered
 GREEN LINE GLASS CLEANER-RTU 4 1-gallon jugs per case, Weight 36 lb 5-gallon pail, Weight 45 lb 55-gallon drum, Weight 500 lb <i>All three sizes</i>	U01-GRGCRTU004 9.50/CASE	19.50/CASE
	U01-GRGCRTU005 10.50	20.50
	U01-GRGCRTU055 67.20	77.20
 GREEN LINE GREEN MEADOW CONCENTRATED CLEANER 4 1-gallon jugs per case, Weight 35 lb 5-gallon jug with spout, Weight 45 lb 55-gallon drum, Weight 500 lb	U01GRGM004 36.50/CASE	46.50/CASE
	U01GRGM005 43.00	53.00
	U01GRGM055 335.00	345.00
GREEN LINE ORANGE GROVE CITRUS CLEANER 4 1-gallon jugs per case, Weight 35 lb 5-gallon jug with spout, Weight 45 lb 55-gallon drum, Weight 500 lb	U01-GRRG004 53.00/CASE	63.00/CASE
	U01-GRRG005 61.00	71.00
	U01-GRRG055 484.00	494.00

CLEANING PRODUCTS

GERMICIDAL 128 AND MOLD/MILDEW REMOVER

Safety Data Sheets are available online at www.corcraft.org. Ask your Sales Representative or call (888) NYS-MADE.

Germicidal 128 Disinfectant Cleaner

- Staphylocidal, pseudomonacidal, virucidal, fungicidal and mildewcidal. It is effective against HIV-1 (Aids virus), HBV (Hepatitis B Virus) HCV (Hepatitis C virus) and a broad range of pathogenic organisms including Methicillin Resistant Staphylococcus Aureus (MRSA).
- Hospital-grade disinfectant with multiple cleaning applications.
- Formulation is soft-acid-based.
- Can be used for general cleaning of hard surfaces.
- Can be used as a laundry sanitizer –16 ounces of concentrate per 100 pounds of dry laundry weight at rinse cycle.

Certification:

Germicidal 128 is registered with the EPA as a hospital-grade disinfectant.

Dilution for use:

Dilution of disinfectant is critical to performance.

- For general cleaning and disinfecting of non viral organisms, mix 1 ounce per gallon of water.
- **For disinfecting viruses HIV and HBV, mix 1.5 ounces per gallon of water.**

Germicidal Testing Strips

- These strips (peeled off a roll) are used to check the effectiveness (in parts per million) of the diluted (ready to use) germicidal disinfectant.
- Instructions are provided.

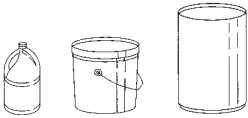


Mold & Mildew Remover

- This powerful, multi-surface cleaner dissolves mold and mildew stains on contact for faster cleaning. Helps prevent future mold build up if used regularly.
- Product contains bleach.
- Sold ready to use in a case of 12, 32-ounce bottles.

Note: Inside Delivery, Set In Use is not available.

Shipping Charges:

The prices shown below are for orders totaling over \$250.00 to one location. See page 4 for details on shipping charges.

	DESCRIPTION	Dock Delivered	Inside Delivered
	GERMICIDAL CLEANER - CONCENTRATED 4 1- gallon jugs, Weight 35 lb/case U00-GERM128004	50.00/CASE	60.00/CASE
	5 gallon pail, Weight 45 lb U00-GERM128005	57.00	67.00
	15 gallon pail, Weight 135 lb U00-GERM128015	156.75	166.75
	30 gallon drum, Weight 270 lb U00-GERM128030	313.50	323.50
	55 gallon drum, Weight 500 lb U00-GERM128055	575.00	585.00
	GERMICIDAL CLEANER – Ready To Use 12 32-ounce bottles per case, Weight 25 lb/case U00-GERMRTU32	31.50/CASE	41.50/CASE
	4 1-gallon jugs per case, Weight 35 lb/case U00-GERMRTU004	34.00/CASE	44.00/CASE
	GERMICIDAL TESTING STRIPS 15-ft roll (90 strips) U00-GERMQC1001	5.00	15.00
	MOLD & MILDEW REMOVER 12, 32-ounce bottles U06-55MSR32	15.75	17.33

VEHICLE MAINTENANCE PRODUCTS

VEHICLE MAINTENANCE PRODUCTS

Safety Data Sheets are available online at www.corcraft.org. Ask your Sales Representative or call (888) NYS-MADE.

Diesel Exhaust Fluid (DEF)

- Diesel Exhaust Fluid is a green additive that helps meet regulations set by the Clean Air Act for diesel powered vehicles. The law applies to all diesel engines manufactured after 2010.
- Manufacture, dispensing, and reuse of containers is strictly regulated according to ISO standards. Containers 55 gallon and above are equipped with or without Closed Dispensing Systems (CDS). A Closed Dispensing System consists of a special cap for drum or tote, and a valve assembly. Together they ensure the process of both filling and dispensing is isolated from contamination, which is critical to DEF performance and standards. When the container is emptied and all tamper evident seals are intact, it can be reused and refilled without cleaning or reconditioning.
- New York State Division of Industries (Corcraft) was the first NYS manufacturer licensed by the American Petroleum Institute (API) to use the DEF Certification Seal. Corcraft is also designated a NYS Preferred Source.

Containers and Deposits

- Deposits are charged on each purchase as noted below. When the containers and CDS systems are returned, the deposit is issued a credit.

To receive the credit, the containers must be empty and bungs intact. Containers returned in poor condition are subject to loss of deposit.

Windshield Washer Fluid

- Standard blue windshield washer fluid, available in two concentrations of methanol: 34% (to -30°F) and 49% for further dilution by customer to meet their needs.




Vehicle Wash

- Vehicle Wash is a green, concentrated detergent formulated to remove tough soils from buses, trucks and other heavy-use vehicles. It is sold concentrated and must be diluted with water. While the formula is strong enough to remove soils, it will not harm: metals (painted and unpainted) glass, plastic, Neoprene rubber, 3M vehicle decals.

Note: Inside Delivery, Set In Use is not available.

Shipping Charges:

The prices shown below are for orders totaling over \$250.00 to one location. See page 4 for details on shipping charges.

DESCRIPTION	Dock Delivered	Deposit	Total
DIESEL EXHAUST FLUID			
 One gallon jug			
 2.5 gallon jug			
 275 gallon tote			
4 one gallon jugs, 42 lb/case	U01-GRDEF004 24.00		24.00
5 gallon pail, 45 lbs	U01-GRDEF005 25.00		25.00
55 gallon drum, 510 lbs	U01-GRDEF055 165.00	50.00	215.00
55 gal with CDS, 510 lbs	U01-GRDEF055CDS 165.00	50.00	215.00
275 gallon tote, 2650 lbs	U01-GRDEF275 720.00	200.00	920.00
275 with CDS, 2650 lbs.	U01-GRDEF275CDS 720.00	200.00	920.00
330 gallon tote, 3150 lbs	U01-GRDEF330 864.00	200.00	1,064.00
330 tote with CDS, 3150 lbs	U01-GRDEF330CDS 864.00	200.00	1,064.00
	Dock Delivered	Inside Delivered	
WINDSHIELD WASHER FLUID			
Ready-to-Use (34% Methyl alcohol concentration by weight)			
Four 1-gallon jugs, RTU	U08WWFRTU004 12.00	22.00	
Six 1-gallon jugs, RTU	U08WWFRTU006 17.50	27.50	
55-gallon drum, RTU	U08-WWFRTU055 111.10	121.10	
Concentrate (49% methyl alcohol concentration by weight)			
Four 1-gallon jugs	U08-WWFSC004 15.00	25.00	
Six 1-gallon jugs	U08-WWFSC006 20.00	30.00	
55-gallon drum	U08-WWFSC055 132.00	142.00	
VEHICLE WASH			
4 1-gallon jugs per case, Weight 36 lb	U01GRVW004 18.00/CASE	28.00/CASE	
5-gallon pail, Weight 45 lb	U01GRVW005 20.00	30.00	
15-gallon drum, Weight 135 lb	U01GRVW015 58.00	68.00	
30-gallon drum, Weight 270 lb	U01GRVW030 115.00	125.00	
55-gallon drum, Weight 490 lb	U01GRVW055 166.10	176.10	
265-gallon tote, Weight 2,382 lb	U01GRVW265 1018.08	1028.08	

JANITORIAL SUPPLIES

LAUNDRY PRODUCTS: GREEN (ENVIRONMENTALLY-PREFERABLE)**GREEN LINE LAUNDRY DETERGENT**

Safety Data Sheets are available online at www.corcraft.org. Ask your Sales Representative or call (888) NYS-MADE.

Green Line Liquid Laundry Detergent

- Formulated to work in cold and hot water; removes most soils.
- Can be used with manual-loading, injection and HE washing machines.
- For standard size washers (typically 18 lb. top loaders), use ¼ cup.
- For commercial machines, a starting point of 8 to 12 ounces per 100 pounds of laundry is recommended.

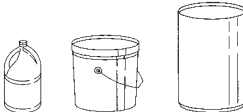
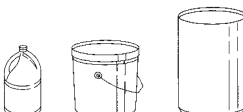
Note: Inside Delivery, Set In Use is not available.

Green Line Liquid Fabric Softener

Green Line Liquid Fabric Softener is formulated using renewable vegetable-based raw materials. Can be used in hot or cold water and high-efficiency washers.

Shipping Charges:

The prices shown below are for orders totaling over \$250.00 to one location. See page 4 for details on shipping charges.

	DESCRIPTION	Dock Delivered	Inside Delivered
GREEN LINE LIQUID LAUNDRY DETERGENT			
	4 1-gallon jugs per case, Weight 36 lb/case U01-GRLLD004	27.00/CASE	37.00/CASE
	5-gallon pail, Weight 45 lb U01-GRLLD005	32.60	42.60
	15-gallon pail, Weight 135 lb U01-GRLLD015	94.00	104.00
	30-gallon drum, Weight 270 lb U01-GRLLD030	187.00	197.00
	55-gallon drum, Weight 490 lb U01-GRLLD055	338.25	348.25
	265-gallon tote, Weight 2,382 lb U01-GRLLD265	1200.00	1210.00
GREEN LINE LIQUID FABRIC SOFTENER			
	4 1-gallon jugs per case, Weight 36 lb U01-GRLFS004	27.00	37.00
	5 gallon pail, Weight 45 lb U01-GRLFS005	32.60	42.60
	2 2.5-gallon jugs, Weight 45 lb U01-GRLFS0225	32.60	42.60
	15 gallon pail, Weight 135 lb U01-GRLFS015	94.00	104.00
	30 gallon drum, Weight 270 lb U01-GRLFS030	187.00	197.00
55 gallon drum, Weight 490 lb U01-GRLFS055	300.00	310.00	

LAUNDRY PRODUCTS: BLEACH

BLEACH

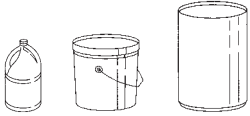
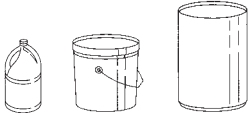
Green Line Oxygen Bleach

This is a chlorine-free, green laundry bleach based on hydrogen peroxide (also called an oxygen cleaner). Oxygen bleach performs as well as chlorine-based bleaches but without the fumes. This product is for use with automatic injection systems only.

12.5% Liquid Chlorine Bleach

- 12.5 percent concentrate.
- For injection use only.

Note: Inside Delivery, Set In Use is not available.

	DESCRIPTION	Dock Delivered	Inside Delivered
	GREEN LINE OXYGEN BLEACH		
	4 1-gallon jugs U01-GRXB004	36.00	46.00
	5-gallon pail U01-GRXB005	33.00	43.00
	15-gallon pail U01-GRXB015	90.00	100.00
	30-gallon drum U01-GRXB030	170.00	180.00
	55-gallon drum U01-GRXB055	275.00	285.00
		12.5 % LIQUID CHLORINE BLEACH	
	Four 1-gallon jugs U05-CB125004	15.00	25.00
	2 2.5-gallon jugs U05-CB1250225	27.00	37.00
	5-gallon pail w/spout, Weight 50 lb U05-CB125005	27.00	37.00
	15-gallon drum, Weight 150 lb U05-CB125015	59.00	69.00
	30-gallon drum, Weight 300 lb U05-CB125030	115.00	125.00
	55-gallon drum U05-CB125055	200.00	210.00

FOOD SERVICE-GRADE PRODUCTS

FOOD SERVICE-GRADE PRODUCTS

Safety Data Sheets are available online at www.corcraft.org. Ask your Sales Representative or call (888) NYS-MADE.

Corcraft developed a Food Service Program that includes a complete line of products designed for institutional needs and paired with industry-proven dispensing equipment. The program is tailored for correctional facilities, jails and lockups, schools, hospitals, nursing homes and any location with institutional kitchens. The program was developed with DOCCS Food Production "Cook Chill" Operation, and it is available to any agency or institution.

We offer the following products:

- Heavy Duty Degreaser
- Lime Scale Remover
- Pot and Pan Detergent
- Automatic Dishwasher Detergent
- Fast Dry Rinse Aid
- Quat-based Sanitizer
- Chlorine Bleach (as a sanitizer)
- Enzymatic Drain/Grease Trap Maintainer

The dishwashing and other chemicals are automatically dispensed at the proper dilution. *Corcraft installs and maintains these dispensers at no charge to the customer.*

The cleaning chemicals, designed for daily use, may be housed in stainless steel cabinets if security concerns warrant them. These cabinets are designed and manufactured by Corcraft at Fishkill CF. See page 178.

Food Service-Grade Heavy-Duty Degreaser/Cleaner

Use Food Service Degreaser for quick removal of greasy deposits and carbonized grease from such surfaces as: ovens, grills, stove hoods, broilers, greasy vents, and deep fat fryers. For food plant and industrial use only.

Multi Purpose Lime Scale Remover

Deliming plays a critical role in dish machine maintenance. Corcraft offers a Lime Scale Remover to effectively de-lime dish machines and other stainless steel surfaces or equipment.

Liquid Pot and Pan Detergent

Super-concentrated, premium pot and pan detergent dispensed by our closed dispensing system. It can be dispensed manually to sinks. Installed dispensing equipment is included in the price.

Automatic Dishwashing Detergent

High-performance detergent for use in commercial machines only. Not for use in household-type dishwashers. Product should be used with water no harder than 10 grains per gallon. Not recommended for use on aluminum or other soft metals. Installed dispensing equipment is included in the price.

Fast Drying Rinse Aid

High performance liquid rinse additive for fast drying results on plastics and other dishware. When used with Corcraft automatic dishwashing detergent, it delivers improved sheeting and drying results. Installed dispensing equipment is included in the price.

Quaternary Food Service Sanitizer EPA Registered

When used as directed, eliminates (kills in 60 seconds) 99.999% of bacteria commonly found on institutional kitchen surfaces. Can be used for sanitizing food-contact or other non-porous surfaces. It also can be used on china, glassware, stainless steel and flatware. Meets USDA standards for sanitizers for all surfaces. Installed dispensing equipment is included in the price.

12½% Liquid Chlorine Bleach

As a substitute for Quat Based Sanitizer, when used as directed, this product can be used for sanitizing non-porous surfaces, such as food processing and dairy equipment. It can be used on institutional china, glassware, stainless steel and silver flatware and plasticware. Installed dispensing equipment is included in the price.

Enzymatic Drain/Septic/Grease Trap Maintainer

Enzymatic Drain/Septic/Grease Trap Maintainer is an environmentally preferable biological product designed to treat drain lines, septic systems and grease traps. Corcraft Enzymatic Drain Maintainer contains naturally occurring live bacteria and enzymes that effectively degrade drain system waste. It helps keep septic and drain systems operating properly by breaking down organic waste, paper, detergent, grease, hair, fats and other common wastes found in drain systems while also reducing the production of rancid drain odors.




Enzymatic Cleaner

Corcraft Enzymatic Cleaner is our first environmentally friendly cleaner to incorporate a novel biodegradable blend of surfactants and a natural blend of enzymes (bacteria) that provide a safe, natural solution for many types of organic waste, odor, and stain problems. Enzymatic Cleaner can be used as a glass cleaner, all-purpose spray and wipe cleaner, floor cleaner, kitchen and restroom cleaner etc. The product also aids in keeping drains clean and deodorized when it is poured down the drain.

Note: Inside Delivery, Set In Use is not available.




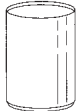





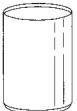





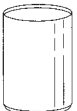


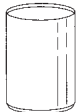


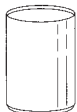
Shipping Charges:

The prices shown below are for orders totaling over \$250.00 to one location. See page 4 for details on shipping charges.

DESCRIPTION		Dock Delivered	Inside Delivered
FOOD SERVICE-GRADE HEAVY-DUTY DEGREASER/CLEANER			
	2 1-gallon jugs	25.00	35.00
	4 1-gallon jugs	40.00	50.00
	5 gallon pail	48.00	58.00
	15 gallon drum	140.00	150.00
	30 gallon drum	255.00	265.00
	55 gallon drum	425.00	435.00
	U01-FSDGR002		
	U01-FSDGR004		
	U01-FSDGR005		
	U01-FSDGR015		
	U01-FSDGR030		
	U01-FSDGR055		

FOOD SERVICE-GRADE PRODUCTS

FOOD SERVICE-GRADE PRODUCTS

	DESCRIPTION		Dock Delivered	Inside Delivered
	LIME SCALE REMOVER 4 1-gallon jugs	U01-FSDLR004	30.00	40.00
  	POT & PAN DETERGENT 4 1-gallon jugs 2 2.5-gallon jugs 5 gallon pail 15 gallon drum 30 gallon drum 55 gallon drum	U01-FSPPD004 U01-FSPPD0225 U01-FSPPD005 U01-FSPPD015 U01-FSPPD030 U01-FSPPD055	41.00 50.00 50.00 150.00 288.00 475.00	51.00 60.00 60.00 160.00 298.00 485.00
  	AUTOMATIC DISH WASH DETERGENT 2 2.5-gallon jugs 4 1-gallon jugs 5 gallon pail 15 gallon drum 30 gallon drum 55 gallon drum	U01-FSDWD0225 U01-FSDWD004 U01-FSDWD005 U01-FSDWD015 U01-FSDWD030 U01-FSDWD055	85.00 70.00 85.00 250.00 485.00 865.00	95.00 80.00 95.00 260.00 495.00 875.00
  	FAST-DRYING RINSE AID 2 2.5-gallon jugs 4 1-gallon jugs 5 gallon pail 15 gallon drum 30 gallon drum 55 gallon drum	U01FSDWR0225 U01FSDWR004 U01FSDWR005 U01FSDWR015 U01FSDWR030 U01FSDWR055	182.00 147.00 182.00 540.00 1,070.00 1,925.00	192.00 157.00 192.00 550.00 1080.00 1935.00
  	FOOD SERVICE QUATERNARY SANITIZER 4 1-gallon jugs 2 2.5-gallon jugs 5 gallon pail 15 gallon drum 30 gallon drum 55 gallon drum	U01-FSSAN004 U01-FSSAN0225 U01-FSSAN005 U01-FSSAN015 U01-FSSANR030 U01-FSSAN055	75.00 65.00 65.00 172.50 345.00 632.50	85.00 75.00 75.00 182.50 355.00 642.50
  	12½% LIQUID CHLORINE BLEACH 4 1-gallon jugs 2 2.5-gallon jugs 5 gallon pail 15 gallon drum 30 gallon drum 55 gallon drum	U05-CB125004 U05-CB1250225 U05-CB125005 U05-CB125015 U05-CB125030 U05-CB125055	15.00 27.00 27.00 59.00 115.00 200.00	25.00 37.00 37.00 69.00 125.00 210.00
  	ENZYMATIC DRAIN/SEPTIC/GREASE TRAP MAINTAINER 12 32-ounce bottles 4 1-gallon jugs 5 gallon pail 15 gallon drum 30 gallon drum 55 gallon drum	U01-GRDSGT32 U01-GRDSGT004 U01-GRDSGT005 U01-GRDSGT015 U01-GRDSGT030 U01-GRDSGT055	29.00 29.00 32.50 90.00 175.00 330.00	39.00 39.00 42.50 100.00 185.00 340.00
  	ENZYMATIC CLEANER 4 1-gallon jugs 2 2.5-gallon jugs 5 gallon pail 55 gallon drum	U01-GREC004 U01-GREC0225 U01-GREC005 U01-GREC055	33.50 63.25 41.00 350.00	43.50 73.25 51.00 360.00

RESTROOM PRODUCTS: *GREEN* (ENVIRONMENTALLY-PREFERABLE)

RESTROOM CLEANERS AND DEODORIZERS

Green Line Bathroom Cleaner

An organic salt formulation specifically for bathroom surfaces like grout, stainless steel and other surfaces; removes hard water scale, rust, soap scum, mold and mildew. Concentrated – must be diluted for use – instructions on containers.

- Organic salt that activates on contact to clean bathroom soap scum, lime and other residues on tile, grout, and hard surfaces.
- Safe for skin and surfaces. No harsh fumes.
- Green Seal (™) Certified.

Dilution for use: This product must be diluted for use. Using a proportioning dispenser, like a Corcraft Streamline Unit, is recommended.

- Normal cleaning: 4 ounces per gallon (1:32)
- Heavy-duty cleaning: 8 ounces per gallon (1:16)

Green Line Toilet and Urinal Cleaner

- Green Seal (™) Certified Bathroom Cleaner.
- Sold as Ready-to-Use in 32 oz bottles and in gallons.

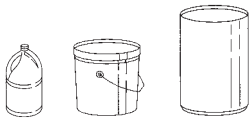


- Specific instructions for effective use come with the product.

Hydrogen Peroxide Cleaner *OGS-Approved*

- A powerful oxidizing cleaner that works in a wide range of applications: carpets, degreaser, and multi-purpose hard surface cleaner.
- Formulated with a surfactant and a citrus solvent for soft acid cleaning.
- Helps neutralize odors
- Green Seal Certified.

Dispenser Only Formulation:

- For use with our dilution control dispensing systems.
- End users will not have any contact with the undiluted product.
- Contains a blue indicator dye so users can see the product flowing.

	DESCRIPTION	Dock Delivered	Inside Delivered
	GREEN LINE BATHROOM CLEANER 4 1-gallon jugs, Weight 36 lb U01-GRBC004	85.00/CASE	95.00/CASE
	5-gallon pail, Weight 45 lb U01-GRBC005	95.00	105.00
	55-gallon drum, Weight 490 lb U01-GRBC055	900.00	910.00
	GREEN LINE TOILET AND URINAL CLEANER 12 32-ounce bottles per case, Weight 25 lb U01-GRBCRTU32	50.00/CASE	60.00/CASE
	4 1-gallon jugs, Weight 36 lb U01-GRBCRTU004	40.00/CASE	50.00/CASE
	HYDROGEN PEROXIDE CLEANER 4 1-gallon jugs per case, 4% conc. Weight 36 lb U01-GRHP4004	70.00/CASE	80.00/CASE
	(FOR DILUTION CONTROL DISPENSING SYSTEMS ONLY) 5-gallon pail 4% conc., Weight 45 lb U01-GRHP4D005	83.12	93.12

RESTROOM AND PERSONAL CARE PRODUCTS

RESTROOM AND PERSONAL CARE PRODUCTS

Safety Data Sheets are available online at www.corcraft.org. Ask your Sales Representative or call (888) NYS-MADE.

Restroom Deodorizers

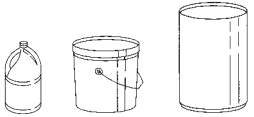
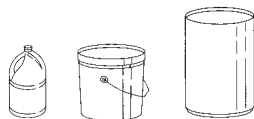
- Restroom deodorizers provide some odor control benefits.
- This product does not contain the hazardous chemical Para-dichlorobenze. Our enzyme-based non-para blocks are the environmentally-preferable solution.
- Scented.

Free & Clear Hand Soap

- GS-41 Green Seal (™) Certified liquid hand soap.
- Effective and easy on the hands.
- Use with non foaming wall mounted dispensers: U01-SOAPDISP4112 or U01-SOAPDISP9346 (see "Accessories")

Free & Clear Foaming Hand Soap

- The same active ingredients as the Free & Clear Hand Soap.

	DESCRIPTION	Dock Delivered	Inside Delivered
	HANGING TOILET TABLETS (Deodorizer clips to underside of toilet rim) U05RS	84.00/ CASE (4 DOZEN)	94.00/CASE
	DEODORIZER TABLETS (For direct usage in standing wall urinals) U05URT	88.00/ CASE (12 DOZEN)	98.00/CASE
	FLAT SCREEN WITH DEODORIZER TABLETS (Screen prevents foreign objects from clogging urinals) U05URST	97.00/ CASE (4 DOZEN)	107.00/CASE
	FLAT SCREEN (Does not include tablet but releases pleasant fragrance) U05URS	99.00/ CASE (6 DOZEN)	109.00/CASE
	FREE & CLEAR HAND SOAP 4 1-gallon jugs per case Weight 36 lb U01-GRHS004	50.00/CASE	60.00/CASE
	5-gallon pail Weight 45 lb U01-GRHS005	56.25	66.25
	55-gallon drum Weight 490 lb U01-GRHS055	550.00	560.00
	FREE & CLEAR FOAMING HAND SOAP 4 1-gallon jugs per case Weight 36 lb U01-GRFHS004	50.00/CASE	60.00/CASE
	5-gallon pail Weight 45 lb U01-GRFHS005	56.25	66.25
	55-gallon drum Weight 490 lb U01-GRFHS055	550.00	560.00

PERSONAL CARE PRODUCTS

PERSONAL CARE PRODUCTS

Deodorant Bar Soap

- Basic scented bar soap.

Liquid Soap

- For household or commercial use.
- Basically a hand soap, but useful for other general cleaning purposes.
- Concentration of potassium in water: 15%.

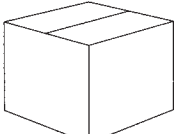
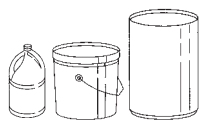

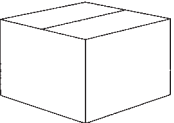
Toilet Soaps (Scented)

- All-purpose hand and bath bar soap. Pleasant scent.
- Comparable to many nondeodorant, brand-name toilet and face soaps.

Deodorant Liquid Hand Soap

- Liquid hand soap available in an herbal or apple scent.

Note: Inside Delivery, Set In Use is not available.

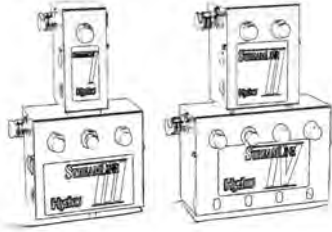
	DESCRIPTION	Dock Delivered	Inside Delivered
	DEODORANT BAR SOAP (1/2 ounce, 1000 per carton) Weight 23 lb U01-5574A1	32.00/CARTON	42.00/CARTON
	Stock Item (1 ounce, 336 per carton) Weight 23 lb U01-5574A0	30.00/CARTON	40.00/CARTON
	Stock Item (3 ounce, 100 per carton) Weight 19 lb U01-5574B0	28.00/CARTON	38.00/CARTON
	(3 ounce, 200 per carton) U01-5574C0	49.00/CARTON	59.00/CARTON
	(3 ounce, 200 per carton, wrapped) U01-5574CW	49.00/CARTON	59.00/CARTON
	Stock Item LIQUID SOAP 4 1-gallon jugs per case Weight 36 lb U01-5577004	26.50/CASE	36.50/CASE
	Stock Item 5-gallon pail w/spout Weight 45 lb U01-5577005	34.00	44.00
	55-gallon drum Weight 500 lb U01-5577055	318.00	328.00
	Stock Item SCENTED LIQUID HAND SOAP 4 1-gallon jugs of Herbal Scent Weight 36 lb U01-5573004	50.00	60.00
	Stock Item 4 1-gallon jugs of Apple Scent Weight 36 lb U01-5570004	50.00	60.00
	Stock Item TOILET BAR SOAP (SCENTED) (3 ounce, 100 per carton) Weight 19 lb U01-5579B0	28.00/CARTON	38.00/CARTON
	(3 ounce, 200 per carton) Weight 39 lb U01-5579C0	46.00/CARTON	56.00/CARTON

ACCESSORIES FOR CHEMICAL PRODUCTS

ACCESSORIES FOR CHEMICAL PRODUCTS

Hydro Systems Auto Dilution Control Systems

- Wall-mounted systems that dilute concentrated chemicals into ready-to-use quantities. Two basic models in 14 variations of high-flow (mop buckets) and low-flow (quart spray bottles). Call for more information.



Applicator (Spray) Bottles - Standard

- Bottles must be labeled with chemical name and other information, and used exclusively with that chemical. Sold in boxes of 6.
- Corcraft offers spray bottles silk-screened with EPA-stipulated info.

Transport Bottles - Caustic

- Bottles used for transporting undiluted chemicals from distribution areas to points of use. Measurement lines help end user dispense proper amount. Sold in boxes of 12.



DESCRIPTION	Dock Delivered	Inside Delivered
APPLICATOR (SPRAY) BOTTLE - STANDARD		
FOR FOOD SERVICE DEGREASER, BOX OF 6 U01-DKFS DG	10.00	20.00
FOR GLASS CLEANER, BOX OF 6 U01-DKGRGC	10.00	20.00
FOR NEUTRAL FLOOR CLEANER, BOX OF 6 U01-DKGRNFC	10.00	20.00
ALL PURPOSE CLEANER/DEGREASER, BOX OF 6 U01-DKGRCD	10.00	20.00
GERMICIDAL 128, BOX OF 6 U01-DKGERM	10.00	20.00
FOR SPRAY BUFF FINISH, BOX OF 6 U01-DKGRSB	10.00	20.00
FOR HYDROGEN PEROXIDE, BOX OF 6 U01-DKGRHP	10.00	20.00
FOR BATHROOM CLEANER, BOX OF 6 U01-DKGRBC	10.00	20.00
FOR FOOD SERVICE QUATERNARY CLEANER, BOX OF 6 U01-DKFSSAN	10.00	20.00
FOR MOLD INHIBITOR, BOX OF 6 U01-DKGRMID	10.00	20.00
SPARE TRIGGER SPRAY TOPS		
Envelope of 12 U01-DKTRSP	8.00	18.00
TRANSPORT BOTTLE - CAUSTIC DISTRIBUTION		
For Concentrated Neutral Cleaner, Box of 12 U01-DKNFCCD	12.00	22.00
For Concentrated Germicidal Cleaner, Box of 12 U01-DKGERMCD	12.00	22.00

ACCESSORIES FOR CHEMICAL PRODUCTS

ACCESSORIES FOR CHEMICALS

Hand Pumps for Gallons, Pails and Drums

Piston drum pump facilitates use of bulk containers. The one gallon pump draws one ounce per stroke. The pail and drum pump draws between 4 and 16 ounces per stroke. Extension tubes allow the drum pump to reach the bottom of a 55-gallon drum. Includes clamps for securing inlet and outlet tubes.

Chemical Security Cabinets

Stainless steel cabinets

These cabinets are used to store kitchen or laundry chemicals adjacent to their point of use, such as auto-dishwashers, pot sinks, and laundry machines. Stainless steel is resistant to most chemical corrosion, giving the cabinet much longer life than the painted cabinets in similar environments. The small cabinet holds two, one-gallon containers; the large cabinet holds three one-gallon containers or two, 2½-gallon containers. They are predrilled for wall mounting.







Painted cabinets

The cabinets are lockable, and designed to be mounted on a wall. They are coated in putty color baked enamel and have piano hinges. Padlock is not included. They are predrilled for wall mounting. They are available in two sizes.

Hand Soap Dispensers

- Designed to work with hand sanitizer or other foaming soaps.
- Four dispensers are offered: two for liquid soaps and two for foaming soaps.
- Wall mounted with hardware included.

Note: Inside Delivery, Set In Use is not available.

	DESCRIPTION	Dock Delivered	Inside Delivered
 <p>Pump for Pails and Drums</p>	HAND PUMPS FOR GALLONS, PAILS AND DRUMS For Gallon U01-GALPUMP901	5.00	5.50
	For Pails and Drums U01-LLDPUMP	23.50	25.85
 <p>Stainless Steel Cabinet</p>	CHEMICAL SECURITY CABINETS Chemical Cabinet, Stainless Steel, 18 X 8 X 20 CHEMCABSS18820	220.00	242.00
	Chemical Cabinet, Stainless Steel, 26 X 13 X 30 CHEMCABSS261330	360.00	396.00
 <p>Painted Cabinets: 18" and 30"</p>	Chemical Cabinet, Putty, 13 X 7 X 18 F53-CC13071821	66.00	72.60
	Chemical Cabinet, Putty, 13 X 7 X 30 F53-CC13073021	82.50	90.75
 <p>Stock Item</p>	NON-FOAMING SOAP DISPENSERS STAINLESS STEEL LIQUID SOAP DISPENSER 6¾W X 3¾D X 7¾H Weight 1.5 lb U01-SOAPDISP4112	44.00	54.00
	<p>Stock Item</p> POLYCARBONATE LIQUID SOAP DISPENSER 9W X 6¼D X 5½H Weight 2 lb U01-SOAPDISP9346	21.00	31.00
 <p>U01FOAMDISP9325 Bottle</p>	FOAMING SOAP DISPENSERS Foaming Soap Dispenser (has replacement bottle capability) U01-FOAMDISP9325	18.50	28.50
	Foaming Soap Dispenser Replacement Bottle for 9325 U01-DKFM1000	8.00	18.00
	 <p>U01FOAMDISP9344</p> Foaming Soap Dispenser (no removable bottle) U01-FOAMDISP9344	18.50	28.50



SIGNAGE

SIGNAGE (ENGRAVED PLASTIC LAMINATE)

ENGRAVED PLASTIC LAMINATE

For more detailed information, please contact Corcraft Engraving directly at (585) 589-5511 Ext. 2350.

Award Kits

Each kit contains:

- A high density particleboard base with sealed and stained beveled edges.
- A sheet of gold on black plastic laminate that when engraved will show black.
- Minimum one case each size.
- Delivery three weeks ARO (after receipt of order).

Name Tags for NYS DOCCS Employees

Per DOCCS Directive #2946 all name tags for facility use will be manufactured using first initial and full last name. Deviations from this standard must be specified on the purchase order. Replacement tags that need to be made as a result of no instructions will be at the expense of the customer. Applicable tags are marked with an *.

Award Plaques (Custom Made)

- Presentation plaques for awards and recognition.
- High density particleboard base with sealed, stained and beveled edges.
- Plaque surface features gold on black plastic laminate (engraved message shows in black).
- For ordering and pricing information contact Corcraft Engraving directly at (585) 589-5511 Ext. 2350.
- Custom fonts and colors are available. Call (585) 589-5511 Ext. 2350.

Desk Plaque (Pyramid Style)

- 2" X 10" pyramid style.
- Dark walnut base.
- Brass-colored face with black lettering.

Wall Plaques


- Available on dark walnut base with brass colored plastic laminate and black lettering.
- Lettering is available in the standard styles.
- Price includes no more than one symbol per plaque plus maximum characters as listed.
- For prices on larger quantities, contact your Sales Representative or our Order Services Unit.
- There is a one-time \$25.00 set up charge per item.

All orders should be accompanied by an exact description of the layout and wording of the plaque, including font style. An engraved signage order form is located at the back of this Price & Specification Guide.

Name Plates

- Includes up to two lines of lettering.




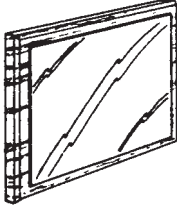

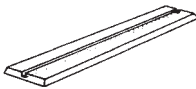
Signage materials are normally shipped out via U.S. Mail or UPS from the manufacturing facility.

DESCRIPTION	Dock Delivered
AWARD KIT (CASE OF 25) Base 5 X 5, Laminate 4 X 4 W99-90000	65.00
AWARD KIT (CASE OF 25) Base 5 X 7, Laminate 4 X 6 W99-90001	80.00
AWARD KIT (CASE OF 25) Base 7 X 9, Laminate 6 X 8 W99-90002	116.00
ENGRAVING Up to 50 Characters (Flat Rate) W99-90000F	5.00
ENGRAVING Over 50 Characters (Per Character) W99-90000C	0.10
 NAME TAG POST AND GRIPPER PIN TYPE Blue w/White Letters/Gold Border (Same as Corrections Officer) Regular Pin 2 1/8 X 3/8 D01-8216R0	4.20

SIGNAGE (ENGRAVED PLASTIC LAMINATE)

	DESCRIPTION	Dock Delivered
	NAME TAG – POST AND GRIPPER PIN TYPE Blue w/White Letters/Gold Border (Same as Corrections Officer) Long Pin 2 $\frac{1}{8}$ X 3 $\frac{3}{8}$ D01-8216L0	4.20
	NAME TAG – POST AND GRIPPER PIN TYPE Blue w/White Letters/Silver Border (Same as State Police) Regular Pin 2 $\frac{1}{8}$ X 3 $\frac{3}{8}$ D01-8218R0	4.20
	NAME TAG – POST AND GRIPPER PIN TYPE Blue w/White Letters/Silver Border (Same as State Police) Long Pin 2 $\frac{1}{8}$ X 3 $\frac{3}{8}$ D01-8218L0	4.20
	NAME TAG – SAFETY PIN BACK TYPE Blue w/White Letters Civilian Name Tags – 2 $\frac{1}{8}$ X 3 $\frac{3}{8}$ D01-821500	4.20
	NAME TAG – CLUTCH BAR TYPE Black w/White Letters 2 $\frac{1}{8}$ X 3 $\frac{3}{8}$ D01-8219A0	3.70
	NAME TAG – CLUTCH BAR TYPE Walnut w/White Letters 2 $\frac{1}{8}$ X 3 $\frac{3}{8}$ D01-8221A0	3.70
	NAME TAG – POCKET SHIELD TYPE Black w/White Letters Clear Plastic Pocket Clip 3 X 5 $\frac{1}{2}$ D01-8217A0*	4.20
	NAME TAG – POCKET SHIELD TYPE w/ DOCCS Logo Black w/White Letters Clear Plastic Pocket Clip 3 X 5 $\frac{1}{2}$ D01-8217B0*	8.40
	NAME TAG – CIVILIAN NAME TAG Black w/ White Letters 1 X 3 D01-8223A0*	3.70
	NAME TAG – CIVILIAN NAME TAG w/ DOCCS Logo Black w/ White Letters 1 X 3 D01-8223B0*	4.20
	NAME TAG – MAGNETIC BACK Black w/White Letters 1 X 3 D01-8227A0*	3.70
	NAME TAG – MAGNETIC BACK WITH LOGO 1 X 3 D01-8227B0*	4.20

SIGNAGE (ENGRAVED PLASTIC LAMINATE)

	DESCRIPTION	Dock Delivered	
	DESK PLAQUE, PYRAMID STYLE Walnut Base 2 X 10 D03-823100	30.00	
	DESK PLAQUE, PYRAMID, W/ BUSINESS CARD HOLDER 2 X 10 Oak Base D03-823100KBC Walnut Base D03-823100WBC	40.00 40.00	
	DESK PLAQUE, PYRAMID, W/ BUSINESS CARD HOLDER, PENS, CLOCK 2 X 10 Oak Base D03-823100KCPBC Walnut Base D03-823100WCPBC	70.00 70.00	
	DESK PLAQUE, PYRAMID, W/ BUSINESS CARD HOLDER, PENS 2 X 10 Walnut Base D03-823100WPBC	60.00	
	WALL PLAQUE (Up to 100 Characters) 6 X 9 D65-LP0609	36.00	A one-time set up charge of \$25.00 is applicable <i>per item, per order.</i>
	WALL PLAQUE (Up to 150 Characters) 8 X 10 D65-LP0810	55.00	A one-time set up charge of \$25.00 is applicable <i>per item, per order.</i>
	WALL PLAQUE (Up to 150 Characters) 12 X 15 D65-LP1215	69.00	A one-time set up charge of \$25.00 is applicable <i>per item, per order.</i>
	WALL PLAQUE (Up to 150 Characters) 16 X 11 D65-LP1611	69.00	A one-time set up charge of \$25.00 is applicable <i>per item, per order.</i>
	NAME PLATE, Walnut w/White Letters 1 X 5 D06-811705	1.75	
	NAME PLATE, Walnut w/White Letters 1 X 10 D06-811710	3.50	
	NAME PLATE, Walnut w/White Letters 2 X 8 D06-822708	5.60	NAME PLATE ORDERS in quantities under 100 units — ship within 5 days of order entry
	NAME PLATE, Walnut w/White Letters 2 X 10 D06-822710	7.00	
	Name Plate, Walnut w/White Letters 2 X 12 D06-822712	8.40	
	CLEAR PLEXIGLASS BASE 8" Long D03-820800	5.00	
	CLEAR PLEXIGLASS BASE 10" Long D03-821000	5.00	
	CLEAR PLEXIGLASS BASE 12" Long D03-821200	5.00	

Note: In addition to the engraved signage colors noted above, Corcraft offers a variety of font and stock material colors. For more detailed information, please contact Corcraft Engraving directly at (585) 589-5511 Ext. 2350.

SIGNAGE (ENGRAVED PLASTIC LAMINATE)

Custom-Made Engraved Signs

Available color and font combinations:

Font Color	Background	Color Code	Font Style
White	Walnut	01	ROMAN 2L
White	Black	11	Gothic Block
Black	Brass	50	Victoria Script
White	Red	28	ROMAN 4 LINE
White	Dark Blue	03	Century 2 L
White	Brown	15	
White	Stormy Blue	32	

All orders must be accompanied by an exact description of the layout and wording of the sign, including font style. If no style is indicated in your order, we will use "Block" font.

(See Engraved Signage Order Form in back of catalog)

Shipping Charges:

The prices shown below are for orders totaling over \$250.00 to one location. See page 4 for details on shipping charges.

DESCRIPTION	Dock Delivered
ONE SIDE 1-25 Square Inches D65-LE0251 __ __	8.75
TWO SIDES 1-25 Square Inches D65-LE0252 __ __	10.00
ONE SIDE 26-50 Square Inches D65-LE0501 __ __	17.50
TWO SIDES 26-50 Square Inches D65-LE0502 __ __	20.00
ONE SIDE 51-100 Square Inches D65-LE1001 __ __	35.00
TWO SIDES 51-100 Square Inches D65-LE1002 __ __	40.00
ONE SIDE 101-150 Square Inches D65-LE1501 __ __	52.50

DESCRIPTION	Dock Delivered
TWO SIDES 101-150 Square Inches D65-LE1502 __ __	60.00
ONE SIDE 151-200 Square Inches D65-LE2001 __ __	70.00
TWO SIDES 151-200 Square Inches D65-LE2002 __ __	80.00
ONE SIDE 201-250 Square Inches D65-LE2501 __ __	87.50
TWO SIDES 201-250 Square Inches D65-LE2502 __ __	100.00
ONE SIDE 251-300 Square Inches D65-LE3001 __ __	105.00
TWO SIDES 251-300 Square Inches D65-LE3002 __ __	120.00




Additional Graphics For Engraved Signs (Added Cost)



- The following graphics can be added to the Custom-Made Engraved Signs above.
- All orders must be accompanied by the exact wording and description of the layout, including the style of lettering. If no style is specified, BLOCK font will be used.
- Maximum single sign size is 20.5" x 4/5".
- Other symbols can be produced on a special order basis.
- Custom Digitizing — call for terms and requirements (585) 589-5511 Ext. 2350.

You must order a custom engraved sign to place a symbol on.

Shipping Charges:

The prices shown below are for orders totaling over \$250.00 to one location. See page 4 for details on shipping charges.

	DESCRIPTION	Dock Delivered
	STATE SEAL (For use by Governor's Office only or with Secretary of State's permission) D90-L82625	7.50
	HANDICAPPED D90-L82630	6.50
	MEN D90-L82635	6.50

	DESCRIPTION	Dock Delivered
	WOMEN D90-L82640	6.50
	NO SMOKING D90-L82650	6.50

FOR SIGNAGE IN EXCESS OF 300 SQUARE INCHES, PLEASE CALL (585) 589-5511 EXT. 2350.

SIGNAGE (ENGRAVED PLASTIC LAMINATE)**Sign Brackets (For Corridor Signs)**

- For 2" double face and 4" double face.
- All brackets have 4 predrilled holes.
- Pressure-sensitive, double-sided tape, 1" wide sold by the inch.

Shipping Charges:

The prices shown below are for orders totaling over \$250.00 to one location. See page 4 for details on shipping charges.

DESCRIPTION	Dock Delivered
2" DOUBLE FACE Gold D07-8242A0	8.50
2" DOUBLE FACE Aluminum D07-8242B0	8.50
4" DOUBLE FACE GOLD D07-8244A0	8.50
4" DOUBLE FACE ALUMINUM D07-8244B0	8.50
PRESSURE-SENSITIVE DOUBLE SIDED TAPE 1" Wide Sold by the Inch D95-LB1001	.05
VELCRO HOOK 1" Wide Sold by the Inch D95-MT0089	.10
VELCRO LOOP 1" Wide Sold by the Inch D95-MT0094	.10

Flag Case

- Outside dimensions: 17 $\frac{3}{4}$ " X 17 $\frac{3}{4}$ " X 25 $\frac{1}{4}$ " X 3 $\frac{1}{8}$ " (Isosceles Triangle).
- Solid oak with beveled front edge, mitred corners.
- $\frac{1}{8}$ " Plexiglass face.
- Rear access for flag placement.
- Includes mounting bracket for wall hanging.
- Designed specifically for 5' X 8' or 5' X 9' flags.

Shipping Charges:

The prices shown below are for orders totaling over \$250.00 to one location. See page 4 for details on shipping charges.

DESCRIPTION	Dock Delivered
 FLAG CASE FLAGCASE - * * *	36.75
** Denotes stain color designation: 01 = Walnut, 02 = Light Oak, 03 = Medium Red Cherry	

American Book Clock

- Timeless beauty and detail adorn this classic presentation.

Shipping Charges:

The prices shown below are for orders totaling over \$250.00 to one location. See page 4 for details on shipping charges.

DESCRIPTION	Dock Delivered
 AMERICAN BOOK CLOCK, WALNUT 12" x 9" x 4" D99WB1294	325.25
*Set up charge \$25	



TEXTILES/APPAREL

TEXTILES/APPAREL (INSTITUTIONAL APPAREL) MEN

INSTITUTIONAL APPAREL — MEN

Color Codes:

White..... 10	Green..... 27
Blue..... 41	Tan..... 18
Grey..... 12	Brown..... 13
Orange..... 55	

To Order: Complete the ordering number provided in each listing by using the SIZE and COLOR designations listed below. Please note the range of sizes and colors available for each particular product. The minimum order for all items is in units of one dozen for each size being ordered. Only such orders will be processed and shipped. Please adjust your order quantities accordingly.

Note: Prices shown are per dozen.

SIZE CHART EQUIVALENT TO MEN'S ORDERING

SIZE	SIZE CODE	CHEST	WAIST	NECK
Small	SO	40	28-32	14½
Medium	MO	46	34-36	15½
Large	LO	50	38-40	16½
X-Large	XL	54	42-44	17½
2X-Large	2X	58	46-48	18½
3X-Large	3X	62	50-52	19½
4X-Large	4X	64	52-54	20½
5X-Large	5X	66	54-56	21½
6X-Large	6X	68	56-58	22½
7X-Large	7X	70	58-60	23½
8X-Large	8X	72	60-62	24½
9X-Large	9X	74	62-64	25½
10X-Large	10X	76	64-66	26½

- For work release, court appearance and other occasions requiring business-like apparel.

Dress Slacks:

- For occasions requiring business-like appearance.
- Tan cotton/poly blend twill, belt loops, snap closure with zipper, 39" unfinished length.

Sweat Shirts:

- Available in green, grey, and brown.
- Assorted special-order fabric colors and custom silk screening are available for this product. Contact your Sales Representative for details.

Tee Shirts:

- Custom silkscreening is available for this product. Pricing and quotations are available upon request.

Thermal Underwear:

- Available in white only.
- Thermals are sold by the dozen only for both tops and bottoms.

Jumpsuits:

- Jumpsuits are appropriately oversized.

Shipping Charges:

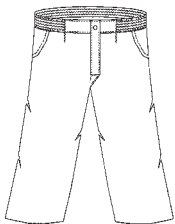
The prices shown below are for orders totaling over \$250.00 to one location. See page 4 for details on shipping charges.

** Indicates Size Code

Dress Shirts:

DESCRIPTION

Dock Delivered

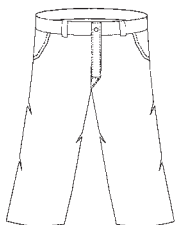


SLACKS, MEN'S, 7½ OZ Twill, Cotton/Poly, Zipper Fly 2" Elastic Waist, Snap Closure, w/ belt loops One Rear Pocket
C03-3733- * * *
 SIZES: S, M, L, XL
 2X, 3X
 4X, 5X, 6X, 7X, 8X
 9X, 10X

Sold in multiples of 5 dozen per size only. Pricing is per dozen.

156.00/DOZEN
171.00/DOZEN
184.00/DOZEN
196.00/DOZEN

Colors Available: White, Green, and Tan



DRESS SLACKS, MEN'S Twill, Cotton/Poly, Belt Loops, Snap Closure w/ zipper








Sold in multiples of 1 dozen per size only. Pricing is per dozen.

C03-3755- * * *-18
 WAIST SIZE: 26 - 44
 46 - 56
 58 - 72


161.00/DOZEN
184.00/DOZEN
208.00/DOZEN

Colors Available: Tan

TEXTILES/APPAREL (INSTITUTIONAL APPAREL) MEN

	DESCRIPTION	Dock Delivered
	JUMPSUIT, MEN'S Cotton/Poly Suiting, Short Sleeve Velcro Closure, No Pockets C16-3740- * * - _____ sizes: S, M, L, XL 2X, 3X 4X, 5X 6X, 7X, 8X 9X, 10X Colors Available: Grey, Green, Orange, and Brown	Sold in multiples of 1 dozen per size only. <u>Pricing is per dozen.</u> 287.00/DOZEN 310.00/DOZEN 408.00/DOZEN 480.00/DOZEN 549.00/DOZEN
	CLICKER COAT, MEN'S 65/35 Cotton/Poly, Zipper Front, Quilt Lining, 100% Cotton Knit Collar/Cuffs—Green Only C05-3711- * * -27 sizes: S, M, L, XL 2X, 3X 4X, 5X, 6X, 7X, 8X, 9X, 10X Colors Available: Green	Sold in multiples of 1 dozen per size only. <u>Pricing is per dozen.</u> 480.00/DOZEN 530.00/DOZEN 690.00/DOZEN
	WORK SHIRTS Men's Short Sleeve, Button Front Twill/Polyester, Wash/Wear C02-3724- * * - _____ sizes: S, M, L, XL 2X, 3X 4X, 5X 6X, 7X, 8X 9X, 10X Colors Available: White, Green and Tan	Sold in multiples of 5 dozen per size only. <u>Pricing is per dozen.</u> 106.00/DOZEN 117.00/DOZEN 127.00/DOZEN 138.00/DOZEN 148.00/DOZEN
	DRESS SHIRTS Men's Long Sleeve, Button Front Stayed Collar, Left-side Breast Pocket, Tailed Hem C02-3726- * * - _____ sizes: S, M, L, XL 2X, 3X 4X, 5X 6X, 7X, 8X, 9X, 10X Colors Available: White	Sold in multiples of 1 dozen per size only. <u>Pricing is per dozen.</u> 78.00/DOZEN 78.00/DOZEN 78.00/DOZEN 78.00/DOZEN
	SWEAT SHIRT, MEN'S 50/50 Cotton/Polyester Crew Neck C05-3712- * * - _____ sizes: S, M, L, XL 2X, 3X 4X, 5X 6X, 7X, 8X Colors Available: Green, and Brown	Sold in multiples of 5 dozen per size only. <u>Pricing is per dozen.</u> 97.00/DOZEN 105.00/DOZEN 137.00/DOZEN 149.00/DOZEN
	JOCKEY SHORTS, MEN'S Rib Knit, White C20-3785- * * - sizes: S, M, L, XL 2X 3X, 4X, 5X 6X, 7X Colors Available: White	Sold in multiples of 5 dozen per size only. <u>Pricing is per dozen.</u> 36.50/DOZEN 42.25/DOZEN 45.75/DOZEN 49.25/DOZEN
	BOXER SHORTS, MEN'S Broadcloth, White, (50/50 Cotton/Polyester) C01-3776- * * - sizes: S, M, L, XL 2X, 3X, 4X, 5X 6X, 7X, 8X 9X Colors Available: White	Sold in multiples of 5 dozen per size only. <u>Pricing is per dozen.</u> 36.50/DOZEN 41.00/DOZEN 47.00/DOZEN 48.00/DOZEN

TEXTILES/APPAREL (INSTITUTIONAL APPAREL) MEN

	DESCRIPTION	Dock Delivered
	TEE SHIRTS, MEN'S Flat Knit, White C20-3782- * * sizes: S, M, L, XL 2X, 3X 4X, 5X 6X, 7X Colors Available: White	Sold in multiples of 5 dozen per size only. <u>Pricing is per dozen.</u> 38.00/dozen 42.00/dozen 48.00/dozen 52.00/dozen
	THERMAL UNDERWEAR TOPS, MEN'S 50/50 COTTON/POLY THERMAL KNIT, TUCK WAFFLE PATTERN CREW NECK TOP, LONG SLEEVED, RIBBED KNIT CUFF C20-3775- * * sizes: S, M, L, XL 2X, 3X 4X, 5X 6X, 7X	Sold in multiples of 5 dozen per size only. <u>Pricing is per dozen.</u> 56.25/dozen 56.25/dozen 62.25/dozen 84.25/dozen
	THERMAL UNDERWEAR BOTTOMS, MEN'S 50/50 COTTON/POLY THERMAL KNIT, TUCK WAFFLE PATTERN FULL-LENGTH LEGS, RIBBED KNIT ANKLE CUFF C20-3774- * * sizes: S, M, L, XL 2X, 3X 4X, 5X 6X, 7X	Sold in multiples of 5 dozen per size only. <u>Pricing is per dozen.</u> 47.00/dozen 55.00/dozen 61.00/dozen 82.00/dozen

Men's Pajamas

Material:

- 50% cotton/50% polyester
- Minimum thread count of 95 warp and 54 fill
- Machine washable and dryable

Style:

- Top
- Coat-style top
 - Three button front, short sleeves, chest pocket on left breast

Pants

- Full-length legs
- Elasticized waist

Color:

- White or green

Note: Pajamas are sold by the dozen only.

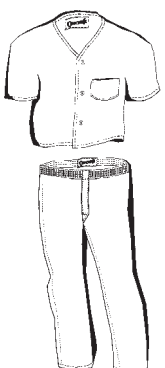
** Indicates Size Code

SIZE CHART EQUIVALENT TO MEN'S ORDERING

SIZE	SIZE CODE	CHEST	WAIST
Small	SO	34-36	28-30
Medium	MO	38-40	30-32
Large	LO	42-44	32-34
Extra Large	XL	46-48	34-36
2 Extra Large	2X	50-52	36-40
3 Extra Large	3X	54-56	40-44
4 Extra Large	4X	56-58	44-48
5 Extra Large	5X	58-60	48-52
6 Extra Large	6X	60-62	52-56
7 Extra Large	7X	62-64	56-60

Shipping Charges:

The prices shown below are for orders totaling over \$250.00 to one location. See page 4 for details on shipping charges.

	DESCRIPTION	Dock Delivered
	PAJAMAS, COAT STYLE, MEN'S, WHITE C01-3192- * * sizes: S, M, L, XL 2X, 3X 4X, 5X 6X, 7X	129.00/DOZEN 181.00/DOZEN 201.00/DOZEN 213.00/DOZEN
	PAJAMAS, COAT STYLE, MEN'S, GREEN C01-3192- * * - 27 sizes: S, M, L, XL 2X, 3X 4X, 5X 6X, 7X	129.00/DOZEN 181.00/DOZEN 201.00/DOZEN 213.00/DOZEN

INSTITUTIONAL APPAREL — FEMALE

Color Code:

Green.....27 Blue.....41 White.....10 Tan.....18
 These products are manufactured, stocked and sold in dozens only.

Note: Indicate your color choice by including the color code in the spaces to the right of the item code.





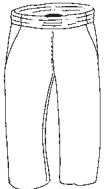
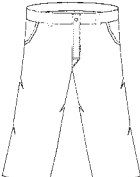
Shipping Charges:

The prices shown below are for orders totaling over \$250.00 to one location. See page 4 for details on shipping charges.

SIZE CHART

		SLACKS/SKORTS	BLOUSE
SIZE	SIZE CODE	WAIST SIZE	CHEST SIZE
Small.....	SO	23-25	28-30
Medium.....	MO	26-28	32-34
Large.....	LO	30-32	36-38
XXL.....	34-36	40-42	
2X2X.....	38-40	44-46	
3X3X.....	42-44	46-48	
4X4X.....	46-48	50-52	
5X5X.....	50-52	54-56	
6X6X.....	54-56	58-60	
7X7X.....	58-60	62-64	

** Indicates Size Code

	DESCRIPTION	Dock Delivered
	SKORT/CULOTTE, FEMALE, 7 1/2 OZ Twill, Cotton/Poly 2" Elastic Waist, Side Pockets C03-9660- * * - 27 sizes: S, M, L, XL, 2X 3X, 4X, 5X Colors Available: Green	Sold in multiples of 5 dozen per size only. Pricing is per dozen. 116.00/DOZEN 128.00/DOZEN
	BLOUSE, SHORT SLEEVE, FEMALE 65% Polyester/35% Cotton, No Pocket C02-9624- * * - sizes: S, M, L, XL, 2X 3X, 4X, 5X 6X, 7X Colors Available: Green, White	Sold in multiples of 5 dozen per size only. Pricing is per dozen. 137.00/DOZEN 150.00/DOZEN 163.00/DOZEN
	BLOUSE, LONG SLEEVE, FEMALE 65% Polyester/35% Cotton, No Pocket C02-9623- * * - 10 sizes: S, M, L, XL 2X, 3X, 4X, 5X 6X, 7X Colors Available: White	Sold in multiples of 1 dozen per size only. Pricing is per dozen. 78.00/DOZEN 78.00/DOZEN 78.00/DOZEN
	BLOUSE, LONG SLEEVE, FEMALE 65% Polyester/35% Cotton Twill, No Pocket C02-9625- * * - 27 sizes: S, M, L, XL 2X, 3X, 4X, 5X 6X, 7X Colors Available: Green	Sold in multiples of 5 dozen per size only. Pricing is per dozen. 161.00/DOZEN 172.00/DOZEN 184.00/DOZEN
	SLACKS, FEMALE, 7 1/2 OZ Twill, Cotton/Poly 2" Elastic Waist, Two front pockets. C03-9633- * * - sizes: S, M, L, XL, 2X 3X, 4X, 5X, 6X, 7X Colors Available: Green, White, Blue	Sold in multiples of 5 dozen per size only. Pricing is per dozen. 153.00/DOZEN 168.00/DOZEN
	DRESS SLACKS, FEMALE For occasions requiring business-like appearance. Tan, Cotton/Poly Blend Twill, Belt Loops, Snap Closure with Zipper, 39" unfinished length C03-9655- * * - 18 Waist size: 26-44 46-56 58 Colors Available: Tan	Sold in multiples of 1 dozen per size only. Pricing is per dozen. 161.00/DOZEN 184.00/DOZEN 208.00/DOZEN

TEXTILES/APPAREL (INSTITUTIONAL APPAREL) WOMEN**Women's Pajamas****Material:**

- 50% cotton/50% polyester
- Minimum thread count of 95 warp and 54 fill
- Machine washable and dryable

Style:

Top

- Coat-style top
- Three-button or Velcro closures, short sleeves, chest pocket on left side

Pants

- Full-length legs
- Elasticized waist

Sizes: Small, Medium, Large, Extra Large, 2X, 3X, 4X, 5X, 6X, 7X, 8X, 9X

Color: Green

Note: Pajamas are sold by the dozen only.

Shipping Charges:

The prices shown below are for orders totaling over \$250.00 to one location. See page 4 for details on shipping charges.

DESCRIPTION	Dock Delivered
FEMALE PAJAMAS (BUTTON CLOSURE) C01-3192- * * 27F sizes: S, M, L, XL 2X, 3X 4X, 5X 6X, 7X 8X, 9X	129.00/DOZEN 181.00/DOZEN 201.00/DOZEN 219.00/DOZEN 239.00/DOZEN
FEMALE PAJAMAS (VELCRO CLOSURE) C01-3192- * * 27FVEL sizes: S, M, L, XL 2X, 3X 4X, 5X 6X, 7X 8X, 9X	130.00/DOZEN 182.00/DOZEN 202.00/DOZEN 220.00/DOZEN 240.00/DOZEN

Women's Night Gowns

Material: Poplin, 3 ounce


Sizes: Small, Medium, Large, Extra Large, 2X through 9X

Color: Green

Note: Sold by the dozen.

Shipping Charges:

The prices shown below are for orders totaling over \$250.00 to one location. See page 4 for details on shipping charges.



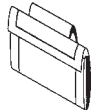


DESCRIPTION	Dock Delivered
 FEMALE NIGHT GOWNS C01-343400- * * 27 sizes: SO, MO, LO, XL 2X, 3X, 4X, 5X 6X, 7X, 8X, 9X	84.25/DOZEN 90.25/DOZEN 96.00/DOZEN

TEXTILES/APPAREL (MISCELLANEOUS)
Miscellaneous Garments

- Apron — Sold by the Dozen
- Handkerchief — Sold by the Dozen
- Glove Pouch — Sold by the Dozen
- Polyester Knit Utility Bags — Sold by the Dozen
- Knee Length Lab Coats
- Staff Lab Coats

Shipping Charges:

The prices shown below are for orders totaling over \$250.00 to one location. See page 4 for details on shipping charges.

	DESCRIPTION	Dock Delivered
	APRON White Twill, 65/35 Cotton/Poly, 35Lx29W C17-395000	42.25
	Green Twill, 65/35 Cotton/Poly, 35Lx29W C17-395027	42.25
	HANDKERCHIEF Cotton, White Only 14 X 14 C11-370600	8.00
	GLOVE POUCH Disposable, Vinyl, Belt-Mounted, Velcro Sealing Strip, Black C99-399000	24.00
	POLYESTER KNIT UTILITY BAGS 30x36 Nylon Zipper, White C01-021600	65.00
	POLYESTER KNIT UTILITY BAGS 30x36 Draw String, White C01-0216DS	49.25
	POLYESTER KNIT UTILITY BAGS 20x36 Draw String, White C01-021620	44.00

Socks





- Tube socks: (one size fits all) styles
- White, natural or black, as noted below
- Cotton or wool as noted below
- Sold and priced by the dozen only – minimum orders may apply

Hospital Socks

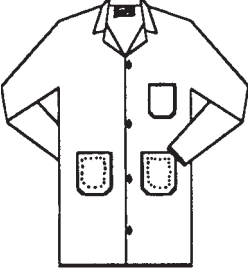

- Slip-resistant socks for use in infirmaries and medical facilities.
- 100% cotton socks, natural color, with a special tread to reduce slipping on smooth surface floors.
- Available in medium and large. Sold by the dozen.

Shipping Charges:

The prices shown below are for orders totaling over \$250.00 to one location. See page 4 for details on shipping charges.

	DESCRIPTION	Dock Delivered
	CREWSOCKS, COTTON, (WHITE) SOCKCFL010 Size: 10-13 (only)	8.00
	SOCKS, 100% COTTON, REINFORCED TOE AND HEEL (BLACK ONLY) SOCKCRM011 Size: Medium 6-9 13.00 SOCKCRL011 Size: Large 10-13 14.00 SOCKCRXL11 Size: X Large 13-15 15.00	
	TUBESOCKS, COTTON (WHITE) SOCKTF0010 One size fits all	9.10
	TUBESOCKS, WOOL BLEND (NATURAL WOOL COLOR) SOCKTFW0015 One size fits all	27.00
	SOCKS, HOSPITAL SOCKHFM015 Size: Medium, Dozen 11.30 SOCKHFL015 Size: Large, Dozen 11.30	

TEXTILES/APPAREL (SPECIAL APPLICATION)**SPECIAL APPLICATION GARMENTS****Lab Coats**

	DESCRIPTION		Dock Delivered
	KNEE LENGTH LAB COATS, WHITE, Size: 36-38	C37-1700SO	13.30 EA
	KNEE LENGTH LAB COATS, WHITE, Size: 40-42	C37-1700MO	13.30 EA
	KNEE LENGTH LAB COATS, WHITE, Size: 44-46	C37-1700LO	13.30 EA
	KNEE LENGTH LAB COATS, WHITE, Size: 48-50	C37-1700XL	13.30 EA
	KNEE LENGTH LAB COATS, WHITE, Size: 52-54	C37-17002X	15.80 EA
	KNEE LENGTH LAB COATS, WHITE, Size: 56-58	C37-17003X	15.80 EA
	STAFF LAB COATS, WHITE, Size: 36-38	C37-1600SO	13.30 EA
	STAFF LAB COATS, WHITE, Size: 40-42	C37-1600MO	13.30 EA
	STAFF LAB COATS, WHITE, Size: 44-46	C37-1600LO	13.30 EA
	STAFF LAB COATS, WHITE, Size: 48-50	C37-1600XL	13.30 EA
	STAFF LAB COATS, WHITE, Size: 52-54	C37-16002X	15.80 EA

Bathrobes (Male and Female)

- Material: 100% cotton green flannel
- Regular bathrobe comes with attached tie
- Velcro version has hook and loop fasteners

Bathrobes are sold by the dozen up to size 6X. Prices for 7X through 9X are for a single robe. Orders must be in multiples of a dozen per single size.


DESCRIPTION		Dock Delivered	Inside Delivered	DESCRIPTION		Dock Delivered	Inside Delivered
BATHROBE Small	C381800S027	199.00	218.90	VELCRO BATHROBE Small	C381800S027VEL	201.00	221.10
BATHROBE Medium	C381800M027	199.00	218.90	VELCRO BATHROBE Medium	C381800M027VEL	201.00	221.10
BATHROBE Large	C381800L027	199.00	218.90	VELCRO BATHROBE Large	C381800L027VEL	201.00	221.10
BATHROBE X Large	C381800XL27	199.00	218.90	VELCRO BATHROBE X Large	C381800XL27VEL	201.00	221.10
BATHROBE 2X	C3818002X27	199.00	218.90	VELCRO BATHROBE 2X	C3818002X27VEL	201.00	221.10
BATHROBE 3X	C3818003X27	199.00	218.90	VELCRO BATHROBE 3X	C3818003X27VEL	201.00	221.10
BATHROBE 4X	C3818004X27	222.00	244.20	VELCRO BATHROBE 4X	C3818004X27VEL	223.00	245.30
BATHROBE 5X	C3818005X27	222.00	244.20	VELCRO BATHROBE 5X	C3818005X27VEL	223.00	245.30
BATHROBE 6X	C3818006X27	222.00	244.20	VELCRO BATHROBE 6X	C3818006X27VEL	223.00	245.30
BATHROBE 7X	C3818007X27	21.25	23.38	VELCRO BATHROBE 7X	C3818007X27VEL	22.25	24.48
BATHROBE 8X	C3818008X27	21.25	23.38	VELCRO BATHROBE 8X	C3818008X27VEL	22.25	24.48
BATHROBE 9X	C3818009X27	21.25	23.38	VELCRO BATHROBE 9X	C3818009X27VEL	22.25	24.48

MISCELLANEOUS

Safety Parka

- Zipper front with outside storm flap and snaps; 2 upper slash pockets, 2 lower pockets with flaps; left chest exterior pocket, lined with Moda Quilt fabric.
- Safety orange twill fabric with reflective stripe appliqués for high visibility during highway maintenance, rail operations, and storage yard work.
- Semi-durable, water-resistant finish.

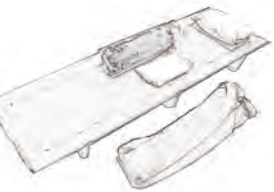
- Garment meets flammability test ASTM D6413.
- Sizes: SO..... small
MO..... medium
LO..... large
XL Extra Large
2X – 7X
- **Minimum order:** 12 parkas

	DESCRIPTION	Dock Delivered	Inside Delivered
	SAFETY PARKA, ORANGE C05-7655 __ __ 55	176.00 EA	193.60 EA

Bed-in-a-Bag


The Bed-in-a-Bag is designed for emergency and disaster preparedness. In an emergency situation, users will have a place to rest. Dimensions: 24"W x 75"L x 8"H. Weight: 20lbs. Weight limit: 250lbs.

- Includes carry bag, sheets and flame-retardant pillow and fleece blanket
- Steel legs provide strength and stability
- Green, nylon fabric is strong and durable
- Easy-to-follow instructions allow quick assembly

DESCRIPTION	Quantity: 1-49	Quantity: 50-99	Quantity: 100+
 BED-IN-A-BAG C01BEDBAG	123.00	113.00	103.00

First Aid Bag

The First Aid Bag holds supplies needed when administering first aid in medical emergencies. It includes a drawstring bag for a Breathing Ventilator Mask (BVM). The bag is made from red, 6.5-ounce nylon (500 denier). Dimensions are: 14.5in wide, 10in deep, and 8in high. Features an adjustable shoulder strap and zipper.

DESCRIPTION	Dock Delivered	Inside Delivered
 FIRST AID BAG C01FABAG	25.25	27.78



MISCELLANEOUS PRODUCTS

MISCELLANEOUS PRODUCTS (WASTE RECEPTACLES/SUPPLIES)

WASTE RECEPTACLES/SUPPLIES

Expanded Metal Wastebasket – NYC Model

- 28¾" H; 19¾" inner diameter top, 16¾" bottom outside diameter.
- Heavy-duty, 16-gauge, ½" expanded metal with 9, 14-gauge 5/8 x 5/8 vertical braces and three ¾ ring braces.
- Bottom plate has ½" drain holes. • 3 grab-handle openings: 1¾" x 6."
- Two label panels - 6½"W by 10"H.

Expanded Metal Wastebasket

- 29" high, heavy-duty expanded metal construction.
- ½" openings, 13-gauge wire, 33 gallons
- Available in standard baked enamel colors as follows:

Black.....11	Driftwood Tan19	Surf Green.....24
Grey.....12	Putty.....21	Light Grey.....68
Ultra Tan.....16		

- Vertical brace model (M05-5990VB) includes four vertical braces welded to outside of basket for added durability.


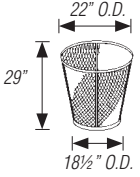
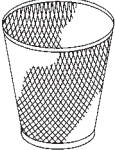
Garbage Can (22 Gallon):

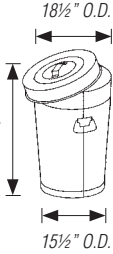

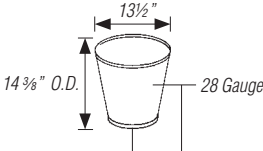
- Galvanized with or without cover.

Wastebasket (round metal):

Paint Finish: Standard electrostatic powder paint selections:

White.....10	Surf Green.....24	Sand.....65
Black.....11	Thruway Blue...47	Light Grey.....68
Grey.....12	Lupin Blue.....48	Light Tone.....69
Mahogany Brown...13	Ceylon Blue.....49	Moss.....71
Misty Brown.....14	Fire Red.....56	Slate.....88
Ultra Tan.....16	Cool Grey.....60	Olive Green.....92
Driftwood Tan.....19	Warm Grey.....63	Baltic Blue.....93
Putty.....21	Blue Grey.....64	Dark Neutral...96

	DESCRIPTION	Dock Delivered	If inside delivery, add 10% to all prices
	EXPANDED METAL WASTEBASKET – NYC Weight 28 lb M06-2000-VB-28NYC	205.00 (Quantity 1 - 99) 160.00 (Quantity 100 - 335) 145.00 (Quantity 336 or more)	
	EXPANDED METAL WASTEBASKET VERTICAL BRACE Weight 34 lb M05-5990VB-_____ 4.5 FT.³ CAPACITY	135.00 (Quantity 1 - 99) 95.00 (Quantity 100 - 335) 75.00 (Quantity 336 or more)	
	EXPANDED METAL WASTEBASKET Weight 30 lb M05-539500-_____	120.00 (Quantity 1 - 99) 80.00 (Quantity 100 - 335) 60.00 (Quantity 336 or more)	

	DESCRIPTION	Dock Delivered	Inside Delivered
	GARBAGE CAN (22 GALLON) GALVANIZED WITH COVER Weight 18 lb M05-538500	27.50	37.50
	GARBAGE CAN (22 GALLON) GALVANIZED WITHOUT COVER Weight 15 lb M05-5385ZZ	23.25	33.25
	WASTEBASKET (ROUND METAL) 28 QUART Weight 4 lb F59-230300-_____ Black "11" Putty "21" Grey "12"	9.90	19.90

MISCELLANEOUS PRODUCTS (WASTE RECEPTACLES/SUPPLIES)

Perforated Metal Wastebaskets

Features:

- 29" high, 20-gauge perforated metal sidewall construction.
- Only 40 percent open see-through area (1/8" holes on 7/32" stagger)
- 4.5 cubic feet volume.
- Sturdy, 14-gauge, vertical, v-shaped struts.
- 3 1/2"-wide customer logo band option.
- Available in standard baked enamel colors as follows:

Black.....	11	Driftwood Tan	19	Surf Green.....	24
Grey	12	Putty	21	Light Grey	68
Ultra Tan.....	16	Green	28		

Shipping Charges:

The prices shown below are for orders totaling over \$250.00 to one location. See page 4 for details on shipping charges.

DESCRIPTION	Dock Delivered	
-------------	----------------	--



PERFORATED METAL WASTEBASKET

Weight 34 1/2 lb

M05-6000-VB- * * - P - † † †
Color Code City Logo Code

205.00	(Quantity 1 - 99)
160.00	(Quantity 100 - 335)
145.00	(Quantity 336 or more)

This product configured to be customized with customer banner – priced separately at \$15.00 per banner.

*** Indicates Color Code*

† Code to be determined at time of order.

Dustpans

- These products are packaged 12 units per case. The minimum order for these items is 12 units (1 case).

Dustpan (Janitor Type w/Handle):

- Includes 30" wooden swing handle plus fixed handle.
- Pan is 12" wide, 5" high, 10" deep.
- All lock-seam construction 26 gauge galvanized steel.


Dustpan (Open Type):

- Standard industrial size, all lock-seam construction.
- 26-gauge industrial steel.

Shipping Charges:

The prices shown below are for orders totaling over \$250.00 to one location. See page 4 for details on shipping charges.

DESCRIPTION	Dock Delivered	Inside Delivered
-------------	----------------	------------------



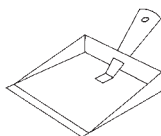
DUSTPAN (JANITOR TYPE W/HANDLE)

Weight 42 lb per dozen

M04-531000

94.50/CASE	104.50/CASE
-------------------	--------------------

Note: Sold and priced per case of 12.



DUSTPAN (OPEN TYPE)

Weight 15 lb

M04-531300

39.90/CASE	49.90/CASE
-------------------	-------------------

Note: Sold and priced per case of 12.

MISCELLANEOUS PRODUCTS (KEYBOARD TRAYS/STEEL FIREPLACE GRILLS)

ADJUSTABLE KEYBOARD TRAYS

The Houdini articulating keyboard device is simple to adjust to individual needs, and the desk mounting versatility meets a variety of applications, like corner desks or short returns. The Houdini keyboard device is available with adjustable clamps for holding keyboards, or with a tray upon which the keyboard can rest.

Features:

- Built in mouse pad (left or right)
- Wrist rest – gel – (removable)
- Patented design works like an extended mechanism, but stows like a short arm
- Position indicators for height and angle
- One-hand tilt operation



- Travel range of 5" below work surface, 3" above
- Full 20° negative tilt, 10° positive tilt
- Slim profile for maximum knee clearance both in-use and stowed
- Exceeds BIFMA X5.5

Dimensions:

- Track – 17¼ inches
- Tray depth – 11½ inches
- Tray Width – 19½ inches
- Mouse pad – 8¼ inch diam.

Shipping Charges:

The prices shown below are for orders totaling over \$250.00 to one location. See page 4 for details on shipping charges.



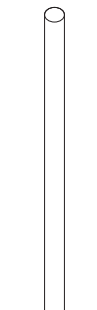
	DESCRIPTION	Dock Delivered	Delivered & Installed (separate installation date)*
	HOUDINI KEYBOARD TRAY HOUDINITRAY	220.00	270.00
	HOUDINI KEYBOARD CLAMP HOUDINICLAMP	220.00	270.00

STEEL FIREPLACE GRILL

- Fire basket 20¼" X 15¾" X 8½"
- 265 square inch cooking surface of 3/8" cold rolled steel rods. Main body consists of all welded, cold rolled steel, ground smooth, degreased and finished in high gloss Black Alkyd Enamel.
- Three-position grill is adjustable in one-inch increments using two heat-proof coil handles.
- Bracket welded to bottom of grill body for pedestal mounting. Locking collar provided with grill for theft proof mounting on pedestal. Grill will rotate 360 degrees.
- Two tamperproof rings on pipe support.

Shipping Charges:

The prices shown below are for orders totaling over \$250.00 to one location. See page 4 for details on shipping charges.

	DESCRIPTION	Dock Delivered	Inside Delivered
 	STEEL FIREPLACE GRILL Weight 65 lb (grill only; supports sold separately below) M03-980500N1	126.00	138.60
	PIPE SUPPORTS (STEEL) 36" Weight 10.5 lb M01-9810A0	31.50	41.50
	PIPE SUPPORTS (STEEL) 48" Weight 14 lb M01-9810B0	36.75	46.75

MISCELLANEOUS PRODUCTS (STEEL FABRICATED PRODUCTS)

STEEL FABRICATED PRODUCTS


Our specialty steel fabrication shop in Fishkill, NY is a fully-equipped metal working shop capable of designing and manufacturing a wide range of custom products and structures, including security doors and screens, ramps, stairs, tool cages and complete buildings. Listed below are some of the standard fabricated products.

Crowd Control Barricades

- Constructed of welded steel and galvanized.
- Barricades join and unlock at only 30° angle with male / female hook and eye.
- Legs are staggered to allow tight, side-by-side placement for shipping and storage.


Shipping Charges:

The prices shown below are for orders totaling over \$250.00 to one location. See page 4 for details on shipping charges.

	DESCRIPTION	Dock Delivered
	CROWD CONTROL BARRICADE 43H X 84L Weight 36 lb PDCC8443	105.00

Chain and Tire Storage Racks

- Originally developed for New York City, these heavy-duty fabrications solve space problems for tire chains, tires, highway-sized snow plows.
- Delivery and installation are quoted separately. Custom sizes can be designed. Call for a quote.

	DESCRIPTION	Dock Delivered
	CHAIN STORAGE RACK 10 feet long Capable of holding 40 sets of chains Galvanized DOTCHAINRACKF	4,200.00


	TIRE STORAGE RACK 10 feet long Capable of holding 7 tires Galvanized DOTTIRERACKF	4,200.00
	DOTTIRERACKAF (Adjustable Legs)	4,987.00

MISCELLANEOUS PRODUCTS (STEEL FABRICATED PRODUCTS AND PAINT BRUSHES)

STEEL FABRICATED PRODUCTS (Continued)

Snow Plow Storage Solutions

- Snow plow storage racks save floor space when storing multiple large snow plows.
- Racks are fabricated from existing configurations for two to six plows, or designed according to customer needs.
- 48" X 48" plow skids are available to use with the plow racks. These enable plows to be lifted onto the rack.
- **Call Fishkill Correctional at 845-831-4800 x2300 for pricing.**



Snow Plow Storage Rack

Vehicle Ramp

DESCRIPTION	Dock Delivered
VEHICLE RAMP 10"W X 10'L Galvanized RMP10120FP	2,625.00



Vehicle Ramp

PAINT BRUSHES AND ROLLER COVERS

Paint Brushes

DESCRIPTION		Dock Delivered	Inside Delivered	
WALL BRUSH	3" Flat (Box of 6)	U21211EF	25.25	27.78
	4" Flat (Box of 6)	U21211FF	34.75	38.23
ALL PURPOSE	1" Chisel (Box of 12)	U21212AC	31.50	34.65
	1" Flat (Box of 12)	U21212AF	31.50	34.65
	1 ½" Chisel (Box of 12)	U21212BC	31.50	34.65
	2" Chisel (Box of 12)	U21212CC	31.50	34.65
	2 ½" Chisel (Box of 12)	U21212DC	38.00	41.80
SASH	1" Chisel (Box of 12)	U21213AC	28.50	31.35
	1 ½" Chisel (Box of 12)	U21213BC	31.50	34.65
	2" Chisel (Box of 12)	U21213CC	38.00	41.80
	2 ½" Chisel (Box of 12)	U21213DC	44.25	48.68




MISCELLANEOUS PRODUCTS (PAINT ROLLER COVERS AND HIGHWAY SIGNS)

PAINT BRUSHES AND ROLLER COVERS (Continued)


DESCRIPTION		Dock Delivered	Inside Delivered
ANGLE SASH			
1" Chisel (Box of 12)	U21214AC	38.00	41.80
1 1/2" Chisel (Box of 12)	U21214BC	42.00	46.20
2" Chisel (Box of 12)	U21214CC	44.25	48.68
2 1/2" Chisel (Box of 12)	U21214DC	47.25	51.98

Paint Roller Covers

DESCRIPTION		Dock Delivered	Inside Delivered
ROLLER COVERS			
 9" Length 1/4" Nap (Box of 12)	U2224025	31.50	34.65
9" Length 3/8" Nap (Box of 12)	U2224038	31.50	34.65
9" Length 1/2" Nap (Box of 12)	U2224050	47.25	51.98
9" Length 3/4" Nap (Box of 12)	U2224075	50.50	55.55
9" Length 1" Nap (Box of 12)	U2224100	50.50	55.55
7" Length 3/8" Nap (Box of 12)	U2227038	26.25	28.88
4" Length 3/8" Nap (Box of 12)	U2226038	21.00	23.10

HIGHWAY SIGNS

Corcraft manufactures a wide variety of *Manual of Uniform Traffic Control Devices (MUTCD)*-designated signs and custom signs. For more detailed information, please call (800) 436-6321 ext. 2620.





SERVICES/TRADES

SERVICES/TRADES (PRINTING SERVICES)

PRINTING SERVICES

- Corcraft has a full-service print shop at Elmira Correctional Facility that offers high-quality products at competitive prices.
- Call the Elmira Print Shop at (607) 734-3901, ext. 2337 for a complete catalog.
- Below are some of the standard stationery products we offer. There is a \$10.00 typeset fee for any revisions. The item code for the fee is K99TYPE.

Full-Color Printing

Elmira offers full-color printing for both high- and low-quantity jobs. Our four-color presses provide quality and efficiency. Call for price quotes or more information.

	1-4 Boxes	5 Boxes & Up
NCR Forms - Standard 8½ x 14		
2 part..... 250 sets/pkg.	1-4 pkgs.....\$27.50	5 & up.....\$23.50
3 part..... 160 sets/pkg.	1-4 pkgs.....28.25	5 & up.....24.50
4 part..... 125 sets/pkg.	1-4 pkgs.....30.50	5 & up.....26.00
5 part..... 100 sets/pkg.	1-4 pkgs.....30.50	5 & up.....26.00

NCR Forms - Standard 8½ x 11		
2 part..... 250 sets/pkg.	1-4 pkgs.....\$25.75	5 & up.....\$22.25
3 part..... 160 sets/pkg.	1-4 pkgs.....26.25	5 & up.....22.75
4 part..... 125 sets/pkg.	1-4 pkgs.....27.50	5 & up.....23.50
5 part..... 100 sets/pkg.	1-4 pkgs.....28.25	5 & up.....24.00
6 part..... 80 sets/pkg.	1-4 pkgs.....28.25	5 & up.....24.00

NCR Forms - Standard 8½ x 5½ (Order in multiples of two [2] packages)		
2 part..... 250 sets/pkg.	2-4 pkgs.....\$13.50	6 & up.....\$11.50
3 part..... 160 sets/pkg.	2-4 pkgs.....14.60	6 & up.....12.50
4 part..... 125 sets/pkg.	2-4 pkgs.....15.90	6 & up.....13.60
5 part..... 100 sets/pkg.	2-4 pkgs.....15.90	6 & up.....13.60
6 part..... 80 sets/pkg.	2-4 pkgs.....15.90	6 & up.....13.60

Speed Memos - NCR 3 Part (8½ x 7) (Order in multiples of two [2] packages)		
1 color.....160/pkg.	2-4 pkgs.....\$16.40	6 & up.....\$14.00
1 color - perforated160/pkg.	2-4 pkgs.....18.00	6 & up.....15.40

SERVICES/TRADES (PRINTING SERVICES)

	1-4 Boxes	5 Boxes & Up
Address Labels		
5 x 3 - Crack & Peel.....100/pkg.	1-4 pkgs.....\$23.00	5 & up.....\$19.50
4 x 2 - Laser Labels.....10 labels/sheet 25 sheets/pkg.	1-4 pkgs.....42.75	5 & up.....36.25

Business Cards - 110# White Index (Raised Lettering Not Available)

Black Ink Only 250/pkg.	1-9 pkgs. \$27.75	10 & up.....\$23.75
Any Other Single Color 250/pkg.	1-9 pkgs. 33.25	10 & up.....28.50

Business Cards [Two-Sided]- 110# White Index (Raised Lettering Not Available)

Black Ink Only 250/pkg.	1-9 pkgs. \$44.75	10 & up.....\$38.25
Any Other Single Color 250/pkg.	1-9 pkgs. 50.75	10 & up.....43.50

Envelope No. 9 Business

1 color..... 500/box	1-4 boxes\$28.50	5 & up.....\$24.25
----------------------	------------------------	--------------------

Envelope No. 9 Window

1 color..... 500/box	1-4 boxes\$31.00	5 & up.....\$26.75
----------------------	------------------------	--------------------

Envelope No. 10 Business

1 color..... 500/box	1-4 boxes\$23.75	5 & up.....\$20.25
----------------------	------------------------	--------------------

Envelope No. 10 Window

1 color..... 500/box	1-4 boxes\$27.50	5 & up.....\$23.50
----------------------	------------------------	--------------------

Kraft Self-Seal Envelopes

4 ⁵ / ₈ x 6 ³ / ₄ 1000/box	1-4 boxes\$78.00	5 & up.....\$66.50
6 ¹ / ₂ x 9 ¹ / ₂ 500/box	1-4 boxes56.50	5 & up.....48.25
9 x 12..... 500/box	1-4 boxes74.75	5 & up.....63.75
10 x 13..... 500/box	1-4 boxes84.00	5 & up.....71.75

SERVICES/TRADES (PRINTING SERVICES)**PRINTING SERVICES (Continued)****Envelope (For Mailing Paychecks & Attachments) - minimum 2 boxes**

1 color.....500/box	2-4 boxes.....\$76.25	6 & up.....\$65.00
---------------------	-----------------------	--------------------

Letterhead - 25% Rag Bond

1 color.....500/pkg.	1-4 pkgs.....\$27.00	5 & up.....\$23.00
2 color.....500/pkg.	1-4 pkgs.....38.25	5 & up.....32.75

Letterhead - Standard 60# Bond

1 color.....500/pkg.	1-4 pkgs.....\$27.25	5 & up.....\$23.25
2 or more colors.....500/pkg.	1-4 pkgs.....32.25	5 & up.....27.50

Standard White Bond Forms

8½ x 14.....500/pkg.	1-4 pkgs.....\$24.00	5 & up.....\$20.50
8½ x 11.....500/pkg.	1-4 pkgs.....22.00	5 & up.....18.60
8½ x 5½.....500/pkg.	2-4 pkgs.....12.50	6 & up.....10.80
4¼ x 5½.....500/pkg.	4 pkgs.....7.30	8 & up.....6.20

Ruled Pads - Blue Ink (Scratch Pads Also Available)

White - 5 x 8 10 pads/pkg.	1-9 pkgs.....\$6.70	10 & up.....\$5.70
White - 6 x 9 10 pads/pkg.	1-9 pkgs.....10.00	10 & up.....8.60
White or Yellow - 8½ x 1110 pads/pkg.	1-9 pkgs.....11.10	10 & up.....9.50
White or Yellow - 8½ x 1410 pads/pkg.	1-9 pkgs.....12.20	10 & up.....10.40

The following options are available at an additional cost. Please call (607) 734-3901, ext. 2300 for pricing. Print jobs other than standard products are quoted based on submission of materials.

- Lamination
- Other ink colors (one-color pricing is for black ink only)
- Bond forms in pink, blue, canary and green
- Perforating, drilling and numbering









SERVICES/TRADES (FOUNDRY PRODUCTS)

FOUNDRY PRODUCTS

- Elmira Industries makes cast aluminum products from raw ingots in its foundry.
- Elmira's Foundry offers high volume manufacturing of standard aluminum castings and custom work on cast signs and emblems.
- Prices for refurbishment of historical markers or special deep embossed emblems are quoted by job.
- Please call for pricing.

Shipping Charges:
The prices shown below are for orders totaling over \$250.00 to one location. See page 4 for details on shipping charges.

DESCRIPTION	Dock Delivered
 <p>LEVELER (EXTENSION) RINGS FOR MANHOLE OPENINGS 24" Diameter X 1" Rise M1073124</p>	Call For Pricing
 <p>24" Diameter X 1.5" Rise M1075124</p>	Call For Pricing
<p>24" Diameter X 2" Rise M1079124</p>	Call For Pricing
 <p>HYDRANT VALVE BOX 12" X 12" X 1.5" Rise M06750120</p>	Call For Pricing
 <p>12" X 12" X 2" Rise M06790120</p>	Call For Pricing
 <p>HYDRANT SPRAY CAP Spray cap 4½" M0679002</p>	Call For Pricing
 <p>HYDRANT WRENCH Wrench, aluminum M0679000</p>	Call For Pricing

ABATEMENT SERVICES

Corcraft provides Environmental Remediation Services. Our highly-trained crews abate asbestos, lead-based paint and mold. We also have experience dealing with pigeon droppings and fire and flood damage. From the initial definition of the hazard, the planning and execution of the abatement to the eventual re-occupancy, Corcraft has the expertise to help building managers navigate the complexities of regulations.

We are a training program. Our strict compliance combined with the integrity of our trained and licensed staff ensure a professionally-done project. Corcraft will work with you to achieve compliance with the least disruption. We maintain abatement teams throughout upstate New York.

For integrity, experience and expertise, Corcraft is a sound choice when considering a provider for these critical services. The first step is a consultation with one of our Abatement Supervisors. Contact the Abatement Unit at (518) 436-6321, extension 2515. More information is available.

Abatement services are available subject to Department of Correction's needs.



Corcraft
PRODUCTS

Visit our web site at www.corcraft.org

Phone
(518) 436-6321
(800) 436-6321

FAX
(518) 436-6007
(800) 898-5895

- A**
- Abatement Services.....202
 - Adjustable student desk.....50
 - Adjustable keyboard tray.....194
 - Adjustable tables.....126
 - Alta seating.....30, 49
 - Apparel.....184-191
 - Applicator spray bottles.....177
 - Apron.....189
 - Award kits.....179
- B**
- Bathrobes.....190
 - Bathroom cleaner.....174
 - Bedding
 - Mattresses.....140-145
 - Pillowcases.....145
 - Pillows.....145, 147
 - Sheets.....145
 - Beds
 - Bunk adapter.....139
 - Dormitory ladder strut.....139
 - Folding leg.....139
 - Security bed.....146
 - Twin, solid wood.....120
 - Benches, locker room.....53
 - Blouse.....187
 - Bookcases
 - High pressure laminated.....58, 94
 - Metal.....109
 - Book clock.....183
 - Boxer shorts, men's.....185
 - Box locker.....161
 - Box spring.....143
 - Bradley chair.....25
 - Bulletin boards.....134-136
 - Aluminum.....135
 - Aluminum with plastic door.....135
 - Framed white boards.....136
 - Wood.....134
- C**
- Cabinet
 - File.....111-117
 - Laminated.....114
 - Metal.....120
 - Cafeteria tables.....132
 - Cayuga seating.....29
 - Cell block table.....147
 - Cell desk.....147
 - Cell observation pad.....148
 - Chain storage rack.....195
 - Chairs
 - Alt3.....23
 - Alta.....30, 49
 - Ashley.....34
 - Bradley.....25
 - Breathe/Breathe, Jr.....23
 - Cayuga.....29
 - Classroom/educational.....35-52
 - Commander.....31-32
 - Cornell.....35
 - CXO.....13, 25
 - Dakota.....36
 - ECO Mesh.....11
 - ECO Value.....10
 - Future.....12
 - GXO.....13
 - Ithaca.....14
 - LXO.....14
 - Multi-leg student desk.....48
 - MXO.....14
 - Navigator.....46
 - Pilot 24/7.....24
 - PC Mesh.....13
 - Saxton.....26
 - Sherwood.....29
 - Stormville.....26, 33
 - Student.....35-52
 - Tablet arm.....48
 - Tara.....34
 - WXO.....14
 - Cleaner-degreaser.....166
 - Clinical/hospital mattress.....145
 - Clothing rack.....136
 - Coat, men's, clicker.....185
 - Coffee tables.....31-33, 119
 - Combination security storage cabinet.....150
 - Commander Series.....31-32
 - Computer tables
 - Tables.....123
 - Tables, adjustable.....126
 - Workstations.....124
 - Stands.....125
 - Cornell seating.....35
 - Costumer/coat rack.....136
 - Counter height storage.....121
 - Crowd control barricade.....195
 - Custom made engraved signs.....182
- D**
- Dakota seating.....36
 - Densified polyester mattress.....144
 - Deodorant bar soap.....176
 - Desks
 - Adjustable student.....50
 - Cell.....147
 - Cell block table.....147
 - Double cell.....147
 - Laminated.....54, 78-82
 - Metal.....106
 - Multi-leg student desk.....48
 - Student study top.....50
 - Tablet arm.....48
 - Detergents.....170
 - Diesel Exhaust Fluid (DEF).....169
 - Dishwashing detergent.....173
 - Double cell desk.....147
 - Dresser.....119
 - Dustpans.....193
- E**
- ECO Mesh seating.....11
 - ECO Value series.....10
 - End tables.....31-33, 119
 - Engraved plastic laminate signs.....181
 - Enzymatic trap maintainer.....173
 - Expanded metal wastebaskets.....192
 - Extensions.....83-85
 - Extension rings.....201
- F**
- Fabric softener, liquid.....170
 - Fast drying rinse aid.....173
 - File cabinets.....111-117
 - Flag case.....183
 - Floor care.....164-165
 - Floor finish.....164, 165
 - Floor maintainer.....165
 - Floor sealer.....165
 - Food service-grade products.....172-173
 - Foundry.....201
 - Free & Clear soap.....175
 - Freestanding panels.....137
 - Full-length locker.....158
 - Furniture, solid wood.....119
- G**
- Garbage can.....192
 - Gatch mattress.....143
 - Germicidal cleaners.....168
 - Glass cleaner.....166, 167
 - Glove pouch.....189
 - Green Meadow.....167
 - Grill.....194
 - GXO seating.....13
- H**
- Hand pump for pails/drums.....178
 - Hand sanitizer.....176
 - Handkerchief.....189
 - Heavy-duty seating.....25
 - Highway signage.....197
 - Homefront solid wood furniture.....119
 - Houdini keyboard tray.....194
 - Hydrant spray cap.....201
 - Hydrant valve box.....201
 - Hydrant wrench.....201
- I**
- Inmate clothing.....184
 - Industrial shelving
 - Closed type.....155
 - Ledge type.....156
 - Open type.....153
 - Lightweight commercial.....156
 - Innerspring mattress.....140
 - Ithaca seating.....14
- J**
- Jamestown furniture.....60-105
 - Janitorial supplies.....164-178
 - Jockey shorts, men's.....185
 - Jumpsuit, men's.....185
- K**
- Keyboard trays, adjustable.....194
- L**
- Lab coats.....190
 - Ladder strut bed.....139
 - Lateral file cabinet, metal.....112
 - Laundry products.....170
 - Liquid chlorine bleach, 12.5%.....171, 173
 - Liquid soap.....176
 - Lime scale remover.....173
 - Locker room bench.....53
 - Lockers.....149, 158
 - Lounge tables
 - Commander (butcher block).....31
 - Commander (sled base).....32
 - Homefront.....119
 - Stormville (sled base).....33
- M**
- Mail box locker.....162
 - Mattresses
 - Box Spring.....143
 - Clinical/Hospital.....145
 - Densified polyester.....144
 - Gatch.....143
 - Innerspring.....140
 - Observation.....144
 - Mess hall table.....147
 - Mobile pedestal files.....117
 - Mold and mildew remover.....168

INDEX

- Multi-leg student desk 48
- N**
- Name plates 181
- Name tags 179
- Navigator seating 46
- Night gowns 188
- Night stand 119
- O**
- Observation cell pad 148
- Observation cell wrap 148
- Observation smocks 148
- Office tables 56
- Omega computer tables 123
- Orange Grove citrus cleaner 167
- Oxygen bleach 171
- P**
- Pajamas 186, 188
- Paint brushes/roller covers 196
- Perforated metal wastebasket 193
- Personal care products 175
- Personal storage tower 122
- Pillowcases 145
- Pillows 145, 147
- Pilot 24/7 chair 24
- Plaques, engraved 181
- Pot and pan detergent 173
- PREA shower curtains 148
- Printing services 198
- Q**
- Quaternary sanitizer 173
- R**
- Reception counters 81
- RESTART therapy desk 152
- Restroom deodorizers 174
- Rockefeller furniture 54
- S**
- Safety parka 191
- Seating
- Alt3 23
- Alta 30, 49
- Ashley 34
- Bradley 25
- Breathe/Breathe, Jr. 23
- Cayuga 29
- Classroom/educational 35-52
- Commander 31-32
- Cornell 35
- CXO 13, 25
- Dakota 36
- ECO Mesh 11
- ECO Value 10
- Future 12
- GXO 13
- Ithaca 14
- LXO 14
- Multi-leg student desk 48
- MXO 14
- Navigator 46
- Pilot 24/7 24
- Saxton 26
- Sherwood 29
- Stormville 26, 33
- Student 35-52
- Tablet arm 48
- Tara 34
- WXO 14
- Security bed 146
- Security furnishings, cell and
dormitory type 146-152
- Security locker 151
- Services/trades 198-202
- Sheets 145
- Shelving, lightweight commercial 156
- Shelving, metal industrial 153-156
- Sherwood seating 29
- Shorts
- Boxer 185
- Jockey 185
- Shower curtains 148
- Signage
- Custom-made 182
- Engraved 178
- Highway 197
- Special 182
- Sign brackets 183
- Sit/stand workstations 126
- Skort/culotte 187
- Slacks, men's/women's 184, 187
- Snow plow storage 196
- Soap dispensers 178
- Soap
- Deodorant bar 176
- Liquid 176
- Toilet bar 176
- Socks 189
- Solid wood furniture 119
- Spare trigger spray tops 177
- Stacking chairs 35-51
- Storage cabinets
- Compact personal 122
- Laminated 118
- Metal 120
- Stormville seating 26, 33
- Student desks 48-50
- Student stool 52
- Sturdy stack chairs 51
- Sweat shirts 185
- T**
- Tables
- Cafeteria 132
- Coffee 31-33, 119
- Computer 123
- Conference 56, 98
- End 31-33, 119
- Folding 130
- General purpose 128
- Lounge/institutional 31-33
- Mess hall 147
- Multi-purpose 129
- Navigator 131
- Office 56
- Table cart 131
- Tablet arm chairs 48
- Tack boards 91
- Tamperproof security locker 149
- Tee shirts, men's 186
- Telephone stands 118
- Textiles/apparel 184-191
- Therapy (Restart) desk 152
- Thermal underwear, men's 186
- Toilet and urinal cleaner 174
- Toilet soap 176
- TV stand 119
- Twin bed, solid wood 120
- Two tier locker 160
- U**
- Underwear 185
- Utility bags 189
- V**
- Vehicle maintenance products 169
- Vehicle ramp 196
- Vehicle wash 169
- Vertical files 111
- W**
- Wall coat rack 136
- Wall hung cabinet 150
- Wall plaques 181
- Wardrobes 121
- Wardrobe/storage combination 121, 151
- Wastebaskets 192-193
- Windshield washer fluid 169
- Work shirts 185
- WorkUp crank adjustable tables 126



ENGRAVED SIGNAGE ORDER FORM

Pg ____ of ____

Sales Representative:	Date:																		
Organization:	Account Code:																		
Customer Contact:	Phone: FAX:																		
Color Code: _____ (See Listing Below) Letter Color First/Background Second <ul style="list-style-type: none"> • 01 White/Walnut • 11 White/Black • 03 White/Dark Blue • 28 White/Red • 15 White/Brown • 32 White/Stormy Blue • 50 Black/Brass The above seven laminates are quickship. <ul style="list-style-type: none"> • 64 Brass/Polished Black • 85 Aluminum/Matte Black • 86 Aluminum/Matte Blue The above three metals are standard delivery. The maximum size of any engraved sign is 24" x 30" = 720 sq" Sizes larger than 300 sq in call for quote	Font Style: (If more than one font style is required, use a separate order form) <div style="display: flex; justify-content: space-between;"> Gothic Block ROMAN 4 LINE </div> <div style="display: flex; justify-content: space-between;"> Century 2 L Victoria Script </div> <div style="display: flex; justify-content: center; margin-top: 10px;"> ROMAN 2L </div> <p style="text-align: center;">SIZES</p> <table style="width:100%; border: none;"> <tr> <th style="text-align: left; width: 50%;">STANDARD</th> <th style="text-align: left; width: 50%;">CUSTOM</th> </tr> <tr> <td>1 x 10</td> <td>1-25 sq in Double Sided</td> </tr> <tr> <td>2 x 8</td> <td>26-50 sq in Single Sided</td> </tr> <tr> <td>2 x 10</td> <td>26-50 sq in Double Sided</td> </tr> <tr> <td>2 x 12</td> <td>51-100 sq in Single Sided</td> </tr> <tr> <td></td> <td>101-150 sq in Single Sided</td> </tr> <tr> <td></td> <td>151-200 sq in Single Sided</td> </tr> <tr> <td></td> <td>201-250 sq in Single Sided</td> </tr> <tr> <td></td> <td>251-300 sq in Single Sided</td> </tr> </table>	STANDARD	CUSTOM	1 x 10	1-25 sq in Double Sided	2 x 8	26-50 sq in Single Sided	2 x 10	26-50 sq in Double Sided	2 x 12	51-100 sq in Single Sided		101-150 sq in Single Sided		151-200 sq in Single Sided		201-250 sq in Single Sided		251-300 sq in Single Sided
STANDARD	CUSTOM																		
1 x 10	1-25 sq in Double Sided																		
2 x 8	26-50 sq in Single Sided																		
2 x 10	26-50 sq in Double Sided																		
2 x 12	51-100 sq in Single Sided																		
	101-150 sq in Single Sided																		
	151-200 sq in Single Sided																		
	201-250 sq in Single Sided																		
	251-300 sq in Single Sided																		

	Size	Message		Size	Message
1				13	
2				14	
3				15	
4				16	
5				17	
6				18	
7				19	
8				20	
9				21	
10				22	
11				23	
12				24	

Please Photocopy as Necessary

STOCK PLAN FABRIC SELECTIONS


STOCK FABRICS




350004 *Foundation Sapphire*



350006 *Foundation Ebony*



350009 *Foundation Cayenne*



350026 *Foundation Graphite*

PLEASE NOTE: The swatches in this guide have been reproduced as accurately as possible. However, there can be a difference between print reproduction and the actual product. Samples are available through your Corcraft Sales Representative.

LAMINATE COLOR SELECTIONS




K Castle Oak




W Corporate Walnut



C Country Maple



S Folkstone Grey




*M Medium Red Cherry
(Formal Mahogany)*




P Putty



L Slate



N Sunset



T Township Maple



D Wild Cherry


LAMINATES

PLEASE NOTE: The swatches in this guide have been reproduced as accurately as possible. However, there can be a difference between print reproduction and the actual product. Samples are available through your Corcraft Sales Representative.

MELAMINE COLOR SELECTIONS



15 *Beige*




41 *Blue*




60 *Burgundy*



12 *Grey*



50 *Red*



70 *Teal*

MELAMINE

PLEASE NOTE: The swatches in this guide have been reproduced as accurately as possible. However, there can be a difference between print reproduction and the actual product. Samples are available through your Corcraft Sales Representative.

METAL COLOR SELECTIONS


METALS

Electrostatic Powder Paint Selections



Baked Enamel Paint Selections

You must use baked enamel paint selections for shelving unit and exterior trash containers.



PLEASE NOTE: The swatches in this guide have been reproduced as accurately as possible. However, there can be a difference between print reproduction and the actual product. Samples are available through your Corcraft Sales Representative.

POLY COLOR SELECTIONS



BL Black



GR Blue Grey




CY Cayenne



CT Chocolate


POLY



FN Flannel




GN Grass Green



LT Light Tone




MY Misty Brown



NE Nemo



ND Nordic



PH Purple Haze



RK Rubber Ducky



SA Sand




SH Splash



SP Surf's Up



WG Warm Grey



WS Wet Sand



ZL Zesty Lime




CG Cool Grey

PLEASE NOTE: The swatches in this guide have been reproduced as accurately as possible. However, there can be a difference between print reproduction and the actual product. Samples are available through your Corcraft Sales Representative.

FRAME COLOR SELECTIONS

Please refer to individual product pages for color codes.



Black



Blue Grey



Warm Grey




Sand



Chrome



Cool Grey



Light Tone




Misty Brown



Nemo




Nordic




Purple Haze



Rubber Ducky




Flannel




Splash



Surf's Up



Chocolate



Wet Sand



Zesty Lime



Grass Green



Cayenne

PLEASE NOTE: The swatches in this guide have been reproduced as accurately as possible. However, there can be a difference between print reproduction and the actual product. Samples are available through your Corcraft Sales Representative.

CUSTOM PRODUCTS & SERVICES

Abatement Services

Corcraft Central Office

(800) 436-6321, ext. 2515

(518) 436-6321, ext. 2515

Engraving

Albion Correctional Facility

(585) 589-5511, ext. 2350

(585) 589-5511, ext. 2399 FAX

Optical Services

Walkill Correctional Facility

(845) 895-2021, ext. 2310

Resource Recovery

(845) 647-1054, ext. 2301

Printing

Elmira Correctional Facility

(607) 734-3901, ext. 2300

(607) 734-4052 FAX

Signage

Corcraft Central Office

(800) 436-6321, ext. 2620

(518) 436-6321, ext. 2620

Specialty Steel

Fishkill Correctional Facility

(845) 831-4800, ext. 2300

(845) 831-3910 FAX

