



world series

Round 3: Turkey

World Series
Results Booklet



RENAULT
SPORT



world series
by RENAULT



Computerised results and timing service

ROUND 3: TURKEY

WORLD SERIES COLLECTIVE TEST 1

Classification

	Driver	Nation	ASN	Team	Time	Lap	Total	Gap	Kph
1	22 Andy SOUCEK	ESP	ESP	INTERWETTEN.COM	1'41.802	29	32	-	188.8
2	16 Alvaro PARENTE	POR	POR	VICTORY ENGINEERING	1'41.872	27	29	+0.070	188.6
3	2 Davide VALSECCHI	ITA	ITA	EPSILON EUSKADI	1'41.886	32	34	+0.084	188.6
4	30 Christian MONTANARI	SMR	SMR	PREMA POWERTEAM	1'42.016	34	34	+0.214	188.4
5	7 Michael ALESHIN	RUS	RUS	CARLIN MOTORSPORT	1'42.166	34	35	+0.364	188.1
6	3 Pastor MALDONADO	VEN	VEN	DRACO MULTIRACING USA	1'42.234	22	31	+0.432	188.0
7	25 Borja GARCIA	ESP	ESP	RC MOTORSPORT	1'42.359	33	36	+0.557	187.7
8	8 Colin FLEMING	USA	USA	CARLIN MOTORSPORT	1'42.388	27	30	+0.586	187.7
9	26 Bruce JOUANNY	FRA	FRA	RC MOTORSPORT	1'42.517	29	30	+0.715	187.4
10	1 Steven KANE	GBR	GBR	EPSILON EUSKADI	1'42.536	27	29	+0.734	187.4
11	11 Ben HANLEY	GBR	GBR	CRAM COMPETITION	1'42.624	31	33	+0.822	187.3
12	5 Robbie KERR	GBR	GBR	KTR	1'42.727	26	29	+0.925	187.1
13	18 Hayanari SHIMODA	JPN	JPN	VICTORY ENGINEERING	1'42.852	24	25	+1.050	186.8
14	21 Eric SALIGNON	FRA	FRA	INTERWETTEN.COM	1'42.886	31	31	+1.084	186.8
15	23 Enrico TOCCACELO	ITA	ITA	EUROINTERNATIONAL	1'42.904	31	32	+1.102	186.7
16	6 Sean McINTOSH	CAN	CAN	KTR	1'43.074	30	31	+1.272	186.4
17	10 James ROSSITER	GBR	GBR	PONS RACING	1'43.139	30	30	+1.337	186.3
18	20 Patrick PILET	FRA	FRA	GD RACING	1'43.189	37	39	+1.387	186.2
19	29 Gregory FRANCHI	BEL	BEL	PREMA POWERTEAM	1'43.554	29	32	+1.752	185.6
20	19 Matteo MENEGHELLO	ITA	ITA	GD RACING	1'43.574	29	32	+1.772	185.5
21	4 Tomas KOSTKA	CZE	CZE	DRACO MULTIRACING USA	1'43.575	25	28	+1.773	185.5
22	12 Milos PAVLOVIC	SCG	ITA	CRAM COMPETITION	1'43.628	24	34	+1.826	185.4
23	24 Jason TAHINCI	TUR	TUR	EUROINTERNATIONAL	1'43.741	32	34	+1.939	185.2
24	27 Abx DANIELSSON	SWE	SWE	COMTEC	1'43.773	30	31	+1.971	185.2
25	9 Celso MIGUEZ	ESP	ESP	PONS RACING	1'43.984	27	28	+2.182	184.8
26	14 Alvaro BARBA	ESP	ESP	JENZER MOTORSPORT	1'44.048	30	38	+2.246	184.7
27	32 Ryo FUKUDA	JPN	FRA	TECH 1 RACING	1'44.173	21	28	+2.371	184.5
28	31 Jérôme D'AMBROSIO	BEL	BEL	TECH 1 RACING	1'44.506	21	29	+2.704	183.9
29	15 Alessandro BONETTI	ITA	ITA	JENZER MOTORSPORT	1'45.417	28	42	+3.615	182.3
30	28 Jaap VAN LAGEN	NED	NED	COMTEC	1'46.886	3	5	+5.084	179.8

Fastest Lap	Lap 29	Andy SOUCEK	1'41.802	188.8 Kph
Circuit Record Lap		NEW TRACK		Kph
Circuit Best Lap	15/06/2006	Andy SOUCEK	1'41.802	188.8 Kph

The results are provisional until the end of the limit for protest and appeals

The limit for protest expires 30' at the latest after publication of the results - Time:

Race Director:	Steward:	Timekeeper:



Computerised results and timing service

**ROUND 3: TURKEY
WORLD SERIES
COLLECTIVE TEST 1
Best Partial Times**
IT Ideal Lap Time, sum of the best partial times
BT Best Lap Time

S1		S2		S3				IT	BT		
Pos	Driver	Time	Driver	Time	Driver	Time	Pos Driver				
1	A.SOUCEK	35.650	A.SOUCEK	38.475	D.VALSECCHI	27.273	1	A.SOUCEK	1'41.503	1'41.802	(1)
2	C.MONTANARI	35.946	A.PARENTE	38.488	P.MALDONADO	27.277	2	A.PARENTE	1'41.872	1'41.872	(2)
3	A.PARENTE	35.949	D.VALSECCHI	38.608	M.ALESHIN	27.296	3	D.VALSECCHI	1'41.886	1'41.886	(3)
4	C.FLEMING	35.979	C.MONTANARI	38.648	B.GARCIA	27.321	4	C.MONTANARI	1'42.016	1'42.016	(4)
5	B.JOUANNY	35.985	R.KERR	38.703	B.HANLEY	27.340	5	M.ALESHIN	1'42.149	1'42.166	(5)
6	D.VALSECCHI	36.005	S.McINTOSH	38.732	A.SOUCEK	27.378	6	P.MALDONADO	1'42.199	1'42.234	(6)
7	P.MALDONADO	36.025	M.ALESHIN	38.749	C.MONTANARI	27.422	7	C.FLEMING	1'42.256	1'42.388	(8)
8	R.KERR	36.082	B.GARCIA	38.754	A.PARENTE	27.435	8	B.GARCIA	1'42.269	1'42.359	(7)
9	E.TOCCACELO	36.095	C.FLEMING	38.809	S.KANE	27.439	9	E.TOCCACELO	1'42.418	1'42.904	(15)
10	E.SALIGNON	36.097	E.TOCCACELO	38.842	B.JOUANNY	27.445	10	B.HANLEY	1'42.420	1'42.624	(11)
11	M.ALESHIN	36.104	S.KANE	38.863	C.FLEMING	27.468	11	R.KERR	1'42.439	1'42.727	(12)
12	S.KANE	36.184	B.HANLEY	38.869	E.TOCCACELO	27.481	12	S.KANE	1'42.486	1'42.536	(10)
13	B.GARCIA	36.194	P.PILET	38.886	E.SALIGNON	27.485	13	B.JOUANNY	1'42.502	1'42.517	(9)
14	B.HANLEY	36.211	P.MALDONADO	38.897	T.KOSTKA	27.521	14	E.SALIGNON	1'42.620	1'42.886	(14)
15	P.PILET	36.249	J.ROSSITER	38.902	J.ROSSITER	27.553	15	H.SHIMODA	1'42.852	1'42.852	(13)
16	J.TAHINCI	36.332	H.SHIMODA	38.937	H.SHIMODA	27.567	16	P.PILET	1'42.875	1'43.189	(18)
17	H.SHIMODA	36.348	M.MENEGHELLO	39.001	M.PAVLOVIC	27.596	17	J.ROSSITER	1'42.889	1'43.139	(17)
18	J.ROSSITER	36.434	E.SALIGNON	39.038	A.DANIELSSON	27.603	18	S.McINTOSH	1'43.062	1'43.074	(16)
19	T.KOSTKA	36.486	G.FRANCHI	39.054	C.MIGUEZ	27.611	19	A.DANIELSSON	1'43.293	1'43.773	(24)
20	G.FRANCHI	36.536	B.JOUANNY	39.072	R.FUKUDA	27.632	20	G.FRANCHI	1'43.378	1'43.554	(19)
21	A.DANIELSSON	36.550	M.PAVLOVIC	39.116	R.KERR	27.654	21	T.KOSTKA	1'43.392	1'43.575	(21)
22	S.McINTOSH	36.601	A.DANIELSSON	39.140	A.BARBA	27.658	22	J.TAHINCI	1'43.405	1'43.741	(23)
23	A.BARBA	36.603	A.BARBA	39.303	J.TAHINCI	27.663	23	M.MENEGHELLO	1'43.470	1'43.574	(20)
24	M.MENEGHELLO	36.765	C.MIGUEZ	39.310	M.MENEGHELLO	27.704	24	M.PAVLOVIC	1'43.496	1'43.628	(22)
25	M.PAVLOVIC	36.784	T.KOSTKA	39.385	S.McINTOSH	27.729	25	A.BARBA	1'43.564	1'44.048	(26)
26	R.FUKUDA	36.791	J.TAHINCI	39.410	P.PILET	27.740	26	C.MIGUEZ	1'43.795	1'43.984	(25)
27	J.D'AMBROSIO	36.814	R.FUKUDA	39.561	G.FRANCHI	27.788	27	R.FUKUDA	1'43.984	1'44.173	(27)
28	C.MIGUEZ	36.874	J.D'AMBROSIO	39.651	J.VAN LAGEN	27.875	28	J.D'AMBROSIO	1'44.506	1'44.506	(28)
29	A.BONETTI	36.988	A.BONETTI	39.838	J.D'AMBROSIO	28.041	29	A.BONETTI	1'44.961	1'45.417	(29)
30	J.VAN LAGEN	37.757	J.VAN LAGEN	41.254	A.BONETTI	28.135	30	J.VAN LAGEN	1'46.886	1'46.886	(30)

**RENAULT
SPORT**
world series
by RENAULT world
series

Computerised results and timing service

**ROUND 3: TURKEY
WORLD SERIES
COLLECTIVE TEST 1
Fastest Laps Sequence**

Practice Time	Driver	Nation	Time	Kph	Driver's Lap
4'45.836	20 Patrick PILET	FRA	1'51.897	171.7	2
5'13.743	22 Andy SOUCEK	ESP	1'51.036	173.1	2
5'58.976	4 Tomas KOSTKA	CZE	1'49.790	175.0	2
6'34.311	20 Patrick PILET	FRA	1'48.475	177.2	3
8'21.985	20 Patrick PILET	FRA	1'47.674	178.5	4
9'21.879	3 Pastor MALDONADO	VEN	1'47.126	179.4	3
10'08.580	20 Patrick PILET	FRA	1'46.595	180.3	5
22'53.486	16 Alvaro PARENTE	POR	1'45.176	182.7	6
33'47.167	20 Patrick PILET	FRA	1'44.982	183.0	10
35'25.826	25 Borja GARCIA	ESP	1'44.670	183.6	9
45'34.495	16 Alvaro PARENTE	POR	1'44.084	184.6	9
48'58.782	8 Colin FLEMING	USA	1'44.054	184.7	10
49'23.022	25 Borja GARCIA	ESP	1'43.682	185.3	13
51'12.472	30 Christian MONTANARI	SMR	1'43.255	186.1	16
52'54.550	25 Borja GARCIA	ESP	1'42.926	186.7	15
56'26.818	30 Christian MONTANARI	SMR	1'42.888	186.8	19
1:19'29.273	25 Borja GARCIA	ESP	1'42.623	187.3	22
1:21'41.292	22 Andy SOUCEK	ESP	1'42.362	187.7	22
1:28'40.369	3 Pastor MALDONADO	VEN	1'42.234	188.0	22
1:49'02.371	30 Christian MONTANARI	SMR	1'42.016	188.4	34
1:51'09.620	22 Andy SOUCEK	ESP	1'41.802	188.8	29



Computerised results and timing service

ROUND 3: TURKEY WORLD SERIES COLLECTIVE TEST 1

Chronological Analysis of Performances

B Crossing the finish line in pit lane
S1 Time from finish line to 1st intermedia
S2 Time from 1st intermediate to 2nd intermediate
S3 Time from 2nd intermediate to finish line

Lap	Lap Time	S1	S2	S3	Lap	Lap Time	S1	S2	S3
1 Steven KANE GBR EPSILON EUSKADI					3 Pastor MALDONADO VEN DRACO MULTIRACING USA				
1	3'23.372	1'47.337	58.126	37.909	1	5'36.509	4'17.263	48.461	30.785
2	2'11.546	47.430	49.831	34.285	2	1'58.244	45.849	43.490	28.905
3	1'58.040	45.022	44.056	28.962	3	1'47.126	37.132	41.403	28.591
4	1'50.199	38.019	44.065	28.115	4	9'06.365 B	7'34.540	52.706	39.119
5	1'49.688	39.330	42.234	28.124	5	15'03.945	...	44.128	28.816
6	2'11.033 B	40.239	49.536	41.258	6	1'49.309	38.920	41.800	28.589
7	9'33.241	8'23.290	41.938	28.013	7	1'48.269	37.551	42.391	28.327
8	2'02.601 B	37.038	47.371	38.192	8	2'02.530 B	40.838	45.099	36.593
9	7'34.668	6'23.917	42.328	28.423	9	4'28.701	3'09.745	46.333	32.623
10	1'46.487	37.928	40.435	28.124	10	1'45.226	37.101	40.385	27.740
11	1'48.015	38.217	40.220	29.578	11	1'47.394	36.761	40.187	30.446
12	1'56.026 B	37.996	43.192	34.838	12	1'44.453	36.894	39.783	27.776
13	8'35.030	7'26.376	40.740	27.914	13	1'43.887	36.871	39.342	27.674
14	1'44.153	36.805	39.645	27.703	14	1'51.060 B	37.443	40.420	33.197
15	1'44.874	37.373	39.596	27.905	15	12'47.058	...	42.152	28.111
16	1'49.533	37.151	42.953	29.429	16	1'45.131	37.107	39.958	28.066
17	1'43.930	36.706	39.449	27.775	17	1'51.625 B	37.015	41.135	33.475
18	1'58.132 B	40.678	44.874	32.580	18	12'39.915	...	44.094	28.470
19	8'32.478	7'23.602	40.932	27.944	19	1'47.192	38.422	41.196	27.574
20	1'44.779	37.538	39.523	27.718	20	1'42.555	36.077	38.920	27.558
21	1'47.557	39.359	40.396	27.802	21	1'51.641	36.028	45.910	29.703
22	40'40.399	36.771	...	29.477	22	1'42.234	36.060	38.897	27.277
23	1'44.870	37.485	39.627	27.758	23	1'47.884 B	36.648	39.509	31.727
24	1'43.803	36.818	39.360	27.625	24	12'19.992	...	42.073	28.142
25	1'47.551	40.247	39.555	27.749	25	1'42.869	36.518	38.928	27.423
26	1'43.264	36.528	39.130	27.606	26	1'49.011	37.251	42.789	28.971
27	1'42.536	36.184	38.913	27.439					
28	1'47.219	38.576	40.714	27.929					
29	1'42.572	36.246	38.863	27.463					
2 Davide VALSECCHI ITA EPSILON EUSKADI									
1	3'25.230	2'05.355	47.724	32.151					
2	1'54.240	40.983	43.733	29.524					
3	1'51.023	39.885	42.070	29.068					
4	1'48.772	38.482	41.766	28.524					
5	1'46.707	37.581	40.878	28.248					
6	2'12.660 B	37.060	51.289	44.311					
7	19'08.993	...	46.124	31.060					
8	1'47.607	37.582	40.995	29.030					
9	1'51.247	39.176	41.338	30.733					
10	1'52.456 B	36.968	40.266	35.222					
11	12'22.757	...	40.791	28.476					
12	1'45.649	37.628	40.078	27.943					
13	1'44.981	37.122	39.940	27.919					
14	1'43.973	36.679	39.646	27.648					



Computerised results and timing service

ROUND 3: TURKEY WORLD SERIES COLLECTIVE TEST 1 Chronological Analysis of Performances

B Crossing the finish line in pit lane
S1 Time from finish line to 1st intermedia
S2 Time from 1st intermediate to 2nd intermediate
S3 Time from 2nd intermediate to finish line

Lap	Lap Time	S1	S2	S3	Lap	Lap Time	S1	S2	S3
27	1'43.015	36.330	39.177	27.508	10	1'44.827	36.806	39.811	28.210
28	1'42.256	36.025	38.930	27.301	11	1'44.569	36.810	39.616	28.143
29	1'42.889	36.109	39.188	27.592	12	1'48.817	39.080	41.711	28.026
30	1'55.477	38.464	47.270	29.743	13	1'43.872	36.667	39.133	28.072
31	1'51.775 B	36.312	41.240	34.223	14	1'55.677 B	36.660	39.723	39.294
					15	18'27.302	...	40.843	28.823
					16	1'45.187	36.985	39.854	28.348
					17	1'44.607	36.884	40.069	27.654
					18	1'44.632	36.722	39.841	28.069
					19	1'44.459	36.653	39.612	28.194
					20	1'44.478	36.902	39.435	28.141
					21	1'45.456	36.601	40.616	28.239
					22	1'51.108 B	38.684	39.821	32.603
					23	10'03.579	8'53.182	41.432	28.965
					24	1'43.391	36.526	38.943	27.922
					25	1'43.210	36.431	38.703	28.076
					26	1'42.727	36.082	38.846	27.799
					27	1'57.972	36.871	49.204	31.897
					28	1'43.134	36.546	38.751	27.837
					29	1'48.938 B	37.277	38.800	32.861
4	Tomas KOSTKA			CZE	6	Sean McINTOSH			CAN
	DRACO MULTIRACING USA					KTR			
1	4'09.186	2'48.766	49.654	30.766	1	4'28.526	3'09.512	47.510	31.504
2	1'49.790	38.373	43.034	28.383	2	2'01.197 B	38.831	42.837	39.529
3	1'49.202	38.982	42.025	28.195	3	15'21.345	...	41.886	28.975
4	1'48.579	37.406	42.188	28.985	4	1'47.359	37.916	40.765	28.678
5	1'47.246	37.899	41.280	28.067	5	2'07.090 B	38.280	46.456	42.354
6	2'07.139 B	40.586	44.766	41.787	6	7'00.473	5'51.126	40.722	28.625
7	9'45.322	8'35.702	41.387	28.233	7	1'45.896	37.320	40.218	28.358
8	2'03.722 B	38.787	41.561	43.374	8	1'45.539	36.999	40.465	28.075
9	6'42.631	5'30.902	43.568	28.161	9	2'01.253 B	37.169	44.790	39.294
10	1'46.197	37.335	41.056	27.806	10	10'50.824	9'42.020	40.484	28.320
11	1'45.121	37.359	39.908	27.854	11	1'46.094	38.267	39.722	28.105
12	6'01.672 B	36.768	4'46.262	38.642	12	1'44.608	37.199	39.485	27.924
13	12'36.954	...	45.423	28.139	13	1'44.042	37.026	39.228	27.788
14	1'44.931	36.898	40.049	27.984	14	1'44.057	36.820	39.358	27.879
15	1'51.883 B	37.026	40.309	34.548	15	2'00.030 B	38.068	43.297	38.665
16	5'16.433	4'05.035	41.870	29.528	16	9'50.976	8'43.270	39.757	27.949
17	1'44.642	37.047	39.824	27.771	17	1'58.446	46.060	44.492	27.894
18	1'43.988	36.724	39.669	27.595	18	1'55.120 B	36.897	42.432	35.791
19	1'43.914	36.786	39.607	27.521	19	5'11.260	4'03.753	39.592	27.915
20	1'44.714	37.061	39.838	27.815	20	1'44.269	37.087	39.318	27.864
21	1'53.428 B	36.704	43.553	33.171	21	1'44.209	37.268	39.165	27.776
22	13'23.381	...	39.736	28.435	22	1'56.552	38.395	50.359	27.798
23	1'51.163	36.924	39.522	34.717	23	1'47.059	38.151	39.462	29.446
24	1'49.141	36.865	44.250	28.026	24	2'01.633 B	46.112	43.739	31.782
25	1'43.575	36.486	39.394	27.695	25	9'05.333	7'56.914	40.187	28.232
26	1'43.616	36.558	39.385	27.673	26	1'43.695	36.749	38.925	28.021
27	1'54.073	40.326	45.123	28.624					
28	1'53.298 B	40.031	41.516	31.751					
5	Robbie KERR			GBR					
	KTR								
1	7'44.813 B	6'19.691	47.554	37.568					
2	12'58.821 B	...	42.726	35.480					
3	3'10.869 B	1'53.523	42.602	34.744					
4	9'58.940	8'48.246	41.518	29.176					
5	1'46.866	37.793	40.448	28.625					
6	1'51.226 B	37.283	39.918	34.025					
7	8'00.230	6'48.586	42.831	28.813					
8	1'46.084	37.280	40.444	28.360					
9	1'49.652	37.196	41.069	31.387					



Computerised results and timing service

ROUND 3: TURKEY WORLD SERIES COLLECTIVE TEST 1

Chronological Analysis of Performances

B Crossing the finish line in pit lane
S1 Time from finish line to 1st intermedia
S2 Time from 1st intermediate to 2nd intermediate
S3 Time from 2nd intermediate to finish line

Lap	Lap Time	S1	S2	S3	Lap	Lap Time	S1	S2	S3
27	1'43.438	36.739	38.839	27.860	3	2'01.644	37.494	55.386	28.764
28	1'43.289	36.796	38.764	27.729	4	1'53.742 B	37.730	41.253	34.759
29	1'43.767	36.693	39.215	27.859	5	1'41.552	31.347	41.695	28.510
30	1'43.074	36.601	38.732	27.741	6	1'53.932 B	37.262	40.405	36.265
31	1'54.697 B	38.432	42.598	33.667	7	1'32.110	...	40.980	28.243
7 Michael ALESHIN (RUS) CARLIN MOTORSPORT					8	1'45.907	36.881	40.979	28.047
1	10'32.469	9'11.360	50.508	30.601	9	1'44.952	36.839	39.960	28.153
2	2'10.327 B	40.809	47.423	42.095	10	1'44.054	36.681	39.617	27.756
3	8'12.307	6'58.753	44.286	29.268	11	1'47.863	37.795	39.776	30.292
4	1'49.963	39.262	42.309	28.392	12	1'43.925	36.827	39.256	27.842
5	2'05.949 B	38.368	47.608	39.973	13	1'43.860	36.599	39.155	28.106
6	8'17.305	7'06.138	42.442	28.725	14	1'48.893 B	37.305	40.099	31.489
7	1'48.194	38.213	41.554	28.427	15	2'38.814	...	41.373	30.790
8	1'45.756	37.415	40.517	27.824	16	1'43.640	36.542	39.440	27.658
9	2'01.867 B	37.160	46.810	37.897	17	1'47.694	37.586	42.369	27.739
10	8'32.831	7'20.911	43.549	28.371	18	1'43.486	36.505	39.210	27.771
11	1'46.477	37.499	40.882	28.096	19	1'43.164	36.243	39.134	27.787
12	1'47.783	36.983	40.438	30.362	20	1'42.794	36.079	39.021	27.694
13	1'51.458	37.003	40.785	33.670	21	1'47.599 B	36.951	39.183	31.465
14	1'44.679	36.872	40.006	27.801	22	10'30.063	9'21.117	40.846	28.100
15	1'44.409	36.811	39.713	27.885	23	1'43.126	36.102	39.018	28.006
16	1'58.954 B	40.469	42.303	36.182	24	1'47.791 B	36.162	38.830	32.799
17	7'52.034	6'43.664	40.484	27.886	25	2'12.410	1'01.608	39.658	31.144
18	1'44.881	37.264	39.668	27.949	26	1'42.877	36.424	38.954	27.499
19	1'44.095	37.091	39.497	27.507	27	1'42.388	36.005	38.870	27.513
20	1'51.736 B	36.625	40.196	34.915	28	1'42.505	36.195	38.842	27.468
21	6'14.845	5'06.594	40.359	27.892	29	1'42.438	35.979	38.852	27.607
22	1'43.504	36.662	39.259	27.583	30	1'45.782 B	36.467	38.809	30.506
23	1'53.428	45.315	40.075	28.038	9 Celso MIGUEZ (ESP) PONS RACING				
24	1'43.212	36.376	39.284	27.552	1	7'05.392	5'42.804	50.446	32.142
25	1'43.035	36.378	39.087	27.570	2	1'55.720	40.464	44.821	30.435
26	1'56.308 B	37.896	46.113	32.299	3	1'54.053	40.367	43.928	29.758
27	15'09.204	...	40.201	28.582	4	2'06.740 B	41.380	45.436	39.924
28	1'42.826	36.249	38.936	27.641	5	5'108.487	9'29.375	...	28.975
29	1'52.637	36.104	38.752	37.781	6	2'09.682	59.024	42.020	28.638
30	1'45.062	37.713	39.783	27.566	7	1'46.410	37.638	40.549	28.223
31	1'42.818	36.476	38.836	27.506	8	1'46.175	37.712	40.106	28.357
32	1'50.968 B	36.431	41.837	32.700	9	1'56.562 B	37.195	42.281	37.086
33	5'35.433	4'28.167	39.709	27.557	10	7'19.133	6'08.652	42.097	28.384
34	1'42.166	36.121	38.749	27.296	11	1'45.766	37.389	40.281	28.096
35	2'00.688 B	44.321	44.605	31.762	12	1'45.152	37.284	39.918	27.950
8 Colin FLEMING (USA) CARLIN MOTORSPORT					13	1'46.284	38.191	39.977	28.116
1	5'49.305	4'32.934	45.879	30.492	14	1'47.222	38.810	40.490	27.922
2	1'51.584	38.754	42.900	29.930	15	1'44.036	36.989	39.310	27.737
					16	1'44.553	37.072	39.546	27.935
					17	1'45.247	37.489	39.541	28.217
					18	2'01.879 B	45.111	44.067	32.701



Computerised results and timing service

ROUND 3: TURKEY WORLD SERIES COLLECTIVE TEST 1

Chronological Analysis of Performances

B Crossing the finish line in pit lane
S1 Time from finish line to 1st intermedia
S2 Time from 1st intermediate to 2nd intermediate
S3 Time from 2nd intermediate to finish line

Lap	Lap Time	S1	S2	S3	Lap	Lap Time	S1	S2	S3
19	9'28.811	8'17.812	40.866	30.133	3	1'49.222	38.742	41.835	28.645
20	1'45.373	37.581	39.883	27.909	4	2'09.062 B	38.861	48.002	42.199
21	1'51.198	38.280	43.696	29.222	5	9'26.383	8'14.795	42.989	28.599
22	1'49.215	37.257	42.288	29.670	6	1'54.748 B	38.306	41.916	34.526
23	1'44.733	36.902	39.728	28.103	7	9'14.403	8'03.292	42.896	28.215
24	1'44.565	37.054	39.571	27.940	8	1'45.642	37.398	40.436	27.808
25	1'44.699	37.179	39.744	27.776	9	1'44.837	37.055	40.028	27.754
26	1'44.408	36.874	39.723	27.811	10	2'01.160 B	37.333	44.313	39.514
27	1'43.984	36.931	39.442	27.611	11	9'06.132	7'57.467	40.721	27.944
28	1'57.480 B	38.279	44.737	34.464	12	1'44.152	36.785	39.735	27.632
					13	1'43.892	36.891	39.450	27.551
					14	1'44.003	37.110	39.452	27.441
					15	1'43.338	36.691	39.111	27.536
					16	1'50.289 B	36.897	41.952	31.440
					17	15'29.628 B	...	46.124	32.316
					18	4'35.195	3'26.701	40.718	27.776
					19	1'43.656	36.758	39.391	27.507
					20	1'46.194	39.314	39.297	27.583
					21	1'43.195	36.529	39.230	27.436
					22	1'44.657	37.854	39.319	27.484
					23	1'45.465 B	36.452	39.053	29.960
					24	14'53.355	...	41.319	27.865
					25	1'45.102	37.100	40.363	27.639
					26	1'43.382	36.626	39.025	27.731
					27	1'48.467	36.211	43.497	28.759
					28	1'43.769	36.545	39.582	27.642
					29	1'44.369	37.870	39.118	27.381
					30	1'45.899	36.311	42.208	27.380
					31	1'42.624	36.415	38.869	27.340
					32	1'47.521 B	37.319	39.980	30.222
					33	5'37.747 B	4'27.860	39.974	29.913
10	James ROSSITER			GBR					
	PONS RACING								
1	7'06.118 B	5'40.900	47.032	38.186					
2	5'46.603 B	4'13.282	51.333	41.988					
3	10'42.206	9'30.358	42.571	29.277					
4	2'05.886 B	39.119	46.765	40.002					
5	7'09.010	5'58.340	41.679	28.991					
6	2'10.792	1'00.767	41.171	28.854					
7	1'47.012	38.549	39.823	28.640					
8	2'02.352 B	37.506	45.843	39.003					
9	4'48.062	3'37.752	41.332	28.978					
10	1'45.116	37.290	39.656	28.170					
11	1'46.045	36.943	40.639	28.463					
12	1'45.008	37.332	39.678	27.998					
13	1'45.643	37.698	39.628	28.317					
14	1'44.429	36.919	39.551	27.959					
15	1'43.798	36.678	39.130	27.990					
16	2'08.038	36.756	39.265	52.017					
17	2'01.181 B	39.337	42.996	38.848					
18	26'14.238	...	44.405	28.826					
19	1'49.641	37.155	44.172	28.314					
20	1'51.234	36.593	45.425	29.216					
21	1'43.604	36.626	39.365	27.613					
22	1'44.759	37.525	39.387	27.847					
23	1'43.568	36.434	39.273	27.861					
24	1'50.436 B	37.050	39.837	33.549					
25	15'59.216	...	42.555	30.254					
26	1'43.876	37.130	39.049	27.697					
27	1'43.403	36.668	38.939	27.796					
28	1'45.439	36.515	40.295	28.629					
29	1'56.178	49.041	39.329	27.808					
30	1'43.139	36.684	38.902	27.553					
11	Ben HANLEY			GBR					
	CRAM COMPETITION								
1	3'27.618 B	1'54.060	53.590	39.968					
2	5'18.137	4'03.087	45.317	29.733					
12	Milos PAVLOVIC			SCG					
	CRAM COMPETITION								
1	4'15.281 B	2'45.009	52.276	37.996					
2	5'21.577	4'06.205	45.322	30.050					
3	1'49.531	39.416	41.779	28.336					
4	2'05.999 B	41.584	44.281	40.134					
5	9'28.830	8'18.426	41.611	28.793					
6	2'01.365 B	40.711	47.061	33.593					
7	7'34.533	6'24.903	41.309	28.321					
8	1'46.717	38.122	40.519	28.076					
9	1'58.470	37.890	48.684	31.896					
10	1'57.890 B	37.752	46.866	33.272					
11	8'10.515	7'00.685	41.515	28.315					
12	1'46.081	37.615	40.422	28.044					
13	1'45.668	37.316	40.314	28.038					
14	1'52.437	43.389	40.452	28.596					
15	1'44.537	37.127	39.630	27.780					



Computerised results and timing service

ROUND 3: TURKEY WORLD SERIES COLLECTIVE TEST 1

Chronological Analysis of Performances

B Crossing the finish line in pit lane
S1 Time from finish line to 1st intermediate
S2 Time from 1st intermediate to 2nd intermediate
S3 Time from 2nd intermediate to finish line

Lap	Lap Time	S1	S2	S3	Lap	Lap Time	S1	S2	S3
16	1'52.337 B	37.355	43.874	31.108	28	1'44.755	36.977	39.997	27.781
17	1'358.465	...	41.076	28.076	29	1'46.346	37.199	40.995	28.152
18	1'50.054 B	37.355	39.848	32.851	30	1'44.048	36.681	39.435	27.932
19	8'49.413	7'33.794	40.445	35.174	31	1'43.762	36.603	39.303	27.856
20	1'44.442	36.992	39.753	27.697	32	1'50.848	39.781	42.937	28.130
21	1'44.092	36.913	39.580	27.599	33	1'45.898	36.984	40.773	28.141
22	2'12.739	1'03.228	41.524	27.987	34	1'44.956	37.774	39.335	27.847
23	1'43.660	36.784	39.278	27.598	35	1'51.493 B	36.995	41.101	33.397
24	1'43.628	36.879	39.116	27.633	36	4'56.604	3'49.013	39.922	27.669
25	1'50.240 B	36.816	41.607	31.817	37	1'44.356	37.102	39.596	27.658
26	10'21.939	9'08.821	44.862	28.256	38	1'54.034	37.187	47.937	28.910
27	2'04.107	37.274	39.618	47.215					
28	2'02.429	43.492	45.641	33.296					
29	1'45.347	37.349	39.828	28.170					
30	1'52.448	42.130	42.278	28.040					
31	1'43.915	37.029	39.248	27.638					
32	2'01.482 B	43.554	45.684	32.244					
33	6'21.812	5'13.682	39.952	28.178					
34	1'44.224	37.188	39.440	27.596					

14 Alvaro BARBA		JENZER MOTORSPORT		ESP
1	4'49.924	3'28.492	51.788	29.644
2	1'58.728	42.128	47.135	29.465
3	1'50.504	38.667	42.970	28.867
4	1'50.487	38.827	42.808	28.852
5	2'09.653 B	40.880	47.902	40.871
6	10'48.085	9'35.522	43.827	28.736
7	2'06.256 B	39.440	48.978	37.838
8	7'31.527	6'19.714	42.647	29.166
9	1'47.540	37.918	41.358	28.264
10	1'46.318	37.816	40.391	28.111
11	2'03.955 B	37.430	47.930	38.595
12	8'09.211	6'57.359	41.236	30.616
13	1'46.640	37.695	40.663	28.282
14	1'51.005	39.594	43.306	28.105
15	1'45.685	37.429	40.042	28.214
16	1'58.428	37.028	52.955	28.445
17	1'44.799	37.057	40.026	27.716
18	1'52.910 B	36.784	40.033	36.093
19	12'48.227	...	42.161	28.538
20	1'54.914 B	37.480	41.701	35.733
21	4'22.394	3'13.750	40.707	27.937
22	1'48.477	36.954	42.938	28.585
23	1'45.132	37.229	40.059	27.844
24	1'46.394	38.065	40.211	28.118
25	1'44.764	37.063	39.660	28.041
26	2'06.152 B	37.526	52.565	36.061
27	11'36.441	...	42.579	28.220

15 Alessandro BONETTI		JENZER MOTORSPORT		ITA
1	4'56.126 B	3'12.496	59.081	44.549
2	5'39.955	4'22.798	45.486	31.671
3	2'12.853 B	39.726	51.506	41.621
4	8'30.608	7'17.052	43.882	29.674
5	1'51.909	39.578	42.798	29.533
6	2'02.156 B	38.727	43.700	39.729
7	7'06.735	5'54.229	43.298	29.208
8	1'49.287	38.710	41.489	29.088
9	1'49.653	38.200	41.959	29.494
10	2'01.826 B	38.356	41.415	42.055
11	7'00.053	5'47.633	43.141	29.279
12	1'48.753	38.177	41.431	29.145
13	1'47.162	37.482	40.841	28.839
14	1'47.109	37.530	40.734	28.845
15	1'47.345	37.660	40.622	29.063
16	1'46.413	37.314	40.351	28.748
17	1'47.160	37.568	40.874	28.718
18	1'55.139 B	37.632	40.937	36.570
19	9'05.836	7'52.505	43.824	29.507
20	1'49.054	38.171	41.867	29.016
21	1'47.457	37.852	40.831	28.774
22	2'01.291 B	39.317	43.302	38.672
23	6'59.107	5'47.427	42.264	29.416
24	1'46.692	37.426	40.869	28.397
25	1'45.683	36.988	40.319	28.376
26	1'47.639	37.097	42.137	28.405
27	1'51.912	37.489	45.861	28.562
28	1'45.417	37.250	39.838	28.329
29	1'58.182 B	42.155	41.623	34.404
30	10'02.622	8'50.219	43.576	28.827
31	1'49.693	38.782	41.382	29.529
32	1'46.863	37.298	40.291	29.274
33	1'46.631	37.173	40.680	28.778
34	1'48.581	38.942	40.617	29.022



Computerised results and timing service

ROUND 3: TURKEY WORLD SERIES COLLECTIVE TEST 1

Chronological Analysis of Performances

B Crossing the finish line in pit lane
S1 Time from finish line to 1st intermedia
S2 Time from 1st intermediate to 2nd intermediate
S3 Time from 2nd intermediate to finish line

Lap	Lap Time	S1	S2	S3	Lap	Lap Time	S1	S2	S3
35	1'46.261	37.817	40.309	28.135	7	1'44.619	36.930	39.790	27.899
36	1'45.903	37.236	40.372	28.295	8	2'02.422	36.843	55.794	29.785
37	1'49.156	37.736	40.664	30.756	9	1'57.766 B	37.364	43.676	36.726
38	1'50.980	40.471	41.980	28.529	10	2'200.352	...	41.756	28.665
39	1'46.129	37.630	40.108	28.391	11	1'45.295	37.194	40.098	28.003
40	1'45.745	37.196	40.344	28.205	12	1'51.770 B	37.858	39.943	33.969
41	1'45.845	37.170	40.344	28.331	13	5'25.446	4'13.951	42.519	28.976
42	1'54.612 B	37.138	40.423	37.051	14	1'51.963	40.389	40.317	31.257
					15	1'44.602	37.207	39.345	28.050
					16	1'44.321	37.077	39.350	27.894
					17	1'44.149	37.008	39.132	28.009
					18	2'02.970 B	38.722	44.604	39.644
					19	11'09.930	9'55.668	42.711	31.551
					20	1'45.302	37.188	40.142	27.972
					21	1'43.783	36.830	39.092	27.861
					22	1'43.574	36.618	39.078	27.878
					23	1'49.144	36.637	42.979	29.528
					24	1'42.852	36.348	38.937	27.567
					25	1'48.338	36.511	42.910	28.917
16	Alvaro PARENTE			POR	19	Matteo MENEGHELLO			ITA
	VICTORY ENGINEERING					GD RACING			
1	4'46.673 B	3'17.217	50.478	38.978	1	3'44.494 B	2'08.015	56.370	40.109
2	4'52.517	3'37.548	45.853	29.116	2	4'15.777	3'00.339	44.921	30.517
3	1'47.698	38.350	41.136	28.212	3	1'51.583	40.137	42.861	28.585
4	2'06.938 B	42.090	47.556	37.292	4	1'56.899 B	42.152	41.519	33.228
5	7'34.484	6'21.554	40.485	32.445	5	10'51.387	9'38.441	42.703	30.243
6	1'45.176	37.517	39.627	28.032	6	2'08.908 B	39.966	49.723	39.219
7	2'02.830 B	39.104	46.081	37.645	7	8'06.098	6'51.426	42.799	31.873
8	18'54.095	...	40.402	33.176	8	1'46.228	38.207	40.132	27.889
9	1'44.084	36.780	39.507	27.797	9	2'18.726	1'10.052	40.624	28.050
10	1'44.296	37.433	39.315	27.548	10	2'07.156 B	40.530	49.344	37.282
11	1'45.214	36.919	40.528	27.767	11	9'39.669	8'02.739	1'08.585	28.345
12	1'44.902	37.371	39.699	27.832	12	1'45.513	37.351	40.214	27.948
13	1'55.500	42.351	43.897	29.252	13	1'45.540	37.328	40.104	28.108
14	1'51.312 B	38.465	40.039	32.808	14	1'50.914	38.416	40.946	31.552
15	13'35.218	...	42.042	29.199	15	1'45.457	37.111	40.080	28.266
16	1'43.155	36.537	39.066	27.552	16	1'53.478 B	37.206	39.736	36.536
17	1'56.648 B	36.336	45.789	34.523	17	13'28.627 B	...	45.738	37.484
18	6'40.045	5'32.793	39.636	27.616	18	6'40.828	5'31.919	40.832	28.077
19	1'54.512			31.838	19	1'44.228	36.765	39.730	27.733
20	1'42.572	36.244	38.873	27.455	20	2'01.569	51.473	40.535	29.561
21	1'50.840 B	38.095	40.695	32.050	21	1'44.696	36.872	39.854	27.970
22	23'41.237	...	42.899	29.156	22	1'44.632	36.810	39.835	27.987
23	1'43.638	36.517	39.307	27.814	23	1'58.361 B	37.738	43.739	36.884
24	1'42.553	36.312	38.783	27.458	24	18'24.601 B	...	43.026	43.020
25	1'47.369	38.719	39.551	29.099	25	2'13.726	1'04.521	41.111	28.094
26	1'42.563	36.381	38.652	27.530	26	1'44.326	37.006	39.438	27.882
27	1'41.872	35.949	38.488	27.435	27	1'44.428	37.182	39.509	27.737
28	1'42.253	36.094	38.633	27.526					
29	1'53.655 B	43.849	40.023	29.783					
18	Hayanari SHIMODA			JPN					
	VICTORY ENGINEERING								
1	4'33.843 B	2'55.989	54.871	42.983					
2	40'59.289	...	46.651	30.670					
3	1'50.745	39.728	42.023	28.994					
4	1'55.519	44.958	41.868	28.693					
5	1'46.910	37.617	41.018	28.275					
6	1'45.660	37.423	40.035	28.202					



Computerised results and timing service

ROUND 3: TURKEY WORLD SERIES COLLECTIVE TEST 1

Chronological Analysis of Performances

B Crossing the finish line in pit lane
S1 Time from finish line to 1st intermedia

S2 Time from 1st intermediate to 2nd intermediate
S3 Time from 2nd intermediate to finish line

Lap	Lap Time	S1	S2	S3	Lap	Lap Time	S1	S2	S3		
28	1'48.701	39.939	40.939	27.823	21 Eric SALIGNON INTERWETTEN.COM	1	3'15.029	1'49.951	52.380	32.698	
29	1'43.574	36.790	39.001	27.783		2	1'55.708	40.393	44.917	30.398	
30	2'34.973	37.420	1'28.853	28.700		3	1'50.954	38.508	42.938	29.508	
31	1'44.930	37.326	39.717	27.887		4	1'53.681 B	37.853	42.192	33.636	
32	1'44.925	37.668	39.553	27.704	5	12'06.719	...	43.316	29.625		
20 Patrick PILET GD RACING					6	1'48.459	38.102	41.323	29.034		
	1	2'53.939	1'35.376	47.795	30.768	7	2'01.748 B	37.777	43.715	40.256	
	2	1'51.897	39.371	42.922	29.604	8	7'21.478	6'08.183	42.724	30.571	
	3	1'48.475	38.013	41.642	28.820	9	1'46.380	37.530	40.610	28.240	
	4	1'47.674	37.916	40.963	28.795	10	1'55.773	38.157	49.051	28.565	
	5	1'46.595	37.459	40.690	28.446	11	1'53.455 B	36.930	40.282	36.243	
	6	1'54.974 B	39.972	40.823	34.179	12	25'53.441	...	42.249	29.003	
	7	11'04.992	9'51.672	41.701	31.619	13	1'46.246	37.703	40.365	28.178	
	8	1'56.606 B	37.200	44.190	35.216	14	1'44.604	36.743	39.868	27.993	
	9	6'57.033	5'45.442	42.978	28.613	15	1'43.830	36.571	39.561	27.698	
	10	1'44.982	37.036	40.077	27.869	16	1'48.433	37.777	41.289	29.367	
	11	1'57.369	46.849	40.914	29.606	17	1'50.704 B	37.859	40.934	31.911	
	12	1'50.891 B	36.906	39.880	34.105	18	8'30.167	7'20.129	41.205	28.833	
	13	9'54.582	8'40.946	43.326	30.310	19	1'43.964	36.542	39.737	27.685	
	14	1'46.584	38.132	40.212	28.240	20	1'47.605	37.452	41.166	28.987	
	15	1'44.396	37.054	39.439	27.903	21	1'43.375	36.380	39.449	27.546	
	16	1'43.825	36.669	39.226	27.930	22	1'47.269	36.963	41.139	29.167	
	17	1'43.883	36.679	39.381	27.823	23	1'43.075	36.162	39.280	27.633	
	18	1'43.860	36.659	39.261	27.940	24	1'43.284	36.294	39.291	27.699	
	19	1'54.308 B	36.706	38.995	38.607	25	1'49.411 B	38.952	40.695	29.764	
	20	9'28.000	8'15.785	40.442	31.773	26	18'24.289	...	44.771	29.513	
	21	1'44.672	37.310	39.411	27.951	27	1'43.903	36.520	39.602	27.781	
	22	1'49.675 B	37.212	41.012	31.451	28	1'45.774	36.097	39.038	30.639	
	23	8'18.921	7'08.796	40.314	29.811	29	1'43.399	36.350	39.537	27.512	
	24	1'44.011	36.800	39.287	27.924	30	2'01.249	43.575	45.571	32.103	
	25	1'44.258	37.364	39.126	27.768	31	1'42.886	36.235	39.166	27.485	
	26	1'44.739	36.762	39.763	28.214						
	27	2'09.954	36.664	1'04.564	28.726	22 Andy SOUCEK INTERWETTEN.COM	1	3'22.707	2'00.507	49.419	32.781
	28	1'43.524	36.606	39.178	27.740		2	1'51.036	39.402	42.603	29.031
	29	1'46.792 B	36.567	39.559	30.666		3	1'49.355	37.958	42.296	29.101
	30	8'42.019	7'33.577	39.649	28.793		4	1'48.410	37.930	41.396	29.084
	31	1'43.862	36.796	39.306	27.760		5	1'52.232	37.490	45.724	29.018
	32	1'47.574 B	37.244	39.315	31.015		6	2'12.278 B	37.827	51.194	43.257
	33	7'19.818	6'10.625	40.342	28.851		7	8'30.910	7'20.528	41.663	28.719
	34	2'09.332	58.567	41.928	28.837		8	1'47.197	38.307	40.609	28.281
	35	1'52.614	36.966	47.203	28.445		9	2'03.377 B	37.337	44.256	41.784
	36	1'43.455	36.585	38.951	27.919		10	6'54.319	5'43.876	42.119	28.324
	37	1'43.189	36.249	38.886	28.054		11	1'45.668	37.209	40.273	28.186
	38	1'45.209	37.629	39.262	28.318		12	1'59.818	41.416	50.104	28.298
39	1'43.548	36.703	39.047	27.798							



Computerised results and timing service

ROUND 3: TURKEY WORLD SERIES COLLECTIVE TEST 1

Chronological Analysis of Performances

B Crossing the finish line in pit lane
S1 Time from finish line to 1st intermedia
S2 Time from 1st intermediate to 2nd intermediate
S3 Time from 2nd intermediate to finish line

Lap	Lap Time	S1	S2	S3	Lap	Lap Time	S1	S2	S3
13	1'54.414 B	36.915	39.931	37.568	26	1'42.961	36.095	39.212	27.654
14	25'16.458	...	46.983	29.660	27	1'52.402	36.387	39.123	36.892
15	1'44.233	36.631	39.753	27.849	28	2'24.507 B	36.245	1'04.537	43.725
16	1'43.600	36.511	39.330	27.759	29	7'04.655	5'51.849	44.785	28.021
17	1'43.061	36.219	39.126	27.716	30	1'43.524	36.169	39.678	27.677
18	1'52.107	42.131	41.713	28.263	31	1'42.904	36.182	39.177	27.545
19	1'56.711 B	36.520	44.018	36.173	32	2'10.257 B	36.262	38.842	55.153
20	6'07.239	4'59.800	39.591	27.848					
21	1'43.800	36.719	39.116	27.965					
22	1'42.362	36.112	38.872	27.378					
23	1'45.071	36.875	40.455	27.741					
24	1'42.941	36.259	38.990	27.692					
25	1'59.260 B	36.090	48.044	35.126					
26	18'31.981	...	48.983	32.206					
27	1'43.642	36.393	38.852	28.397					
28	2'03.631	47.736	47.955	27.940					
29	1'41.802	35.865	38.475	27.462					
30	1'42.737	36.070	38.980	27.687					
31	2'22.862	1'09.355	45.721	27.786					
32	2'09.939 B	35.650	57.297	36.992					

23 Enrico TOCCACELO ITA EUROINTERNATIONAL

1	3'51.271 B	2'24.187	44.728	42.356
2	5'17.213	3'57.736	49.459	30.018
3	1'48.251	38.308	41.612	28.331
4	2'15.134 B	41.145	45.744	48.245
5	9'11.819	8'02.546	41.225	28.048
6	1'59.755 B	37.479	41.653	40.623
7	8'04.134	6'53.256	42.070	28.808
8	1'46.196	37.230	40.581	28.385
9	1'45.684	37.083	40.531	28.070
10	1'59.940 B	37.012	40.283	42.645
11	12'22.616	...	40.778	28.236
12	1'44.712	37.030	39.887	27.795
13	1'43.629	36.515	39.428	27.686
14	1'44.936	36.688	40.340	27.908
15	1'43.921	36.649	39.587	27.685
16	2'00.837 B	39.792	43.865	37.180
17	17'32.262	...	45.105	29.257
18	1'44.648	36.631	40.130	27.887
19	1'43.819	36.468	39.751	27.600
20	1'43.300	36.171	39.472	27.657
21	1'53.707	39.343	44.336	30.028
22	1'58.741 B	37.553	41.315	39.873
23	12'17.817	...	42.408	28.447
24	1'43.546	36.714	39.351	27.481
25	1'56.626	42.783	45.960	27.883

24 Jason TAHINCI TUR EUROINTERNATIONAL

1	3'55.945 B	2'30.041	48.294	37.610
2	6'07.650	4'53.647	44.748	29.255
3	2'42.301 B	1'09.724	52.370	40.207
4	9'27.313	8'13.961	44.442	28.910
5	1'57.490 B	38.538	41.488	37.464
6	8'40.252	7'29.422	42.095	28.735
7	1'47.306	38.445	40.669	28.192
8	1'46.265	37.547	40.442	28.276
9	2'00.937 B	37.334	47.302	36.301
10	7'31.943	6'21.435	42.178	28.330
11	1'46.808	37.745	40.819	28.244
12	1'47.344	38.470	40.580	28.294
13	1'46.486	37.928	40.519	28.039
14	2'15.548	37.347	1'09.317	28.884
15	1'45.590	37.290	40.229	28.071
16	2'26.040 B	37.432	1'13.056	35.552
17	20'29.108	...	42.975	28.832
18	1'48.951	38.836	40.866	29.249
19	1'46.188	37.554	40.514	28.120
20	1'45.955	37.327	40.586	28.042
21	1'45.742	37.446	40.315	27.981
22	1'45.727	37.169	40.144	28.414
23	1'45.857	38.103	40.065	27.689
24	1'44.958	37.118	39.935	27.905
25	1'52.233 B	38.162	41.202	32.869
26	9'12.426	7'57.393	43.497	31.536
27	1'44.426	37.065	39.608	27.753
28	1'53.166	36.575	39.445	37.146
29	1'44.213	37.121	39.410	27.682
30	1'59.112 B	42.359	44.880	31.873
31	6'24.453	5'16.037	40.360	28.056
32	1'43.741	36.332	39.675	27.734
33	1'45.187	36.691	40.038	28.458
34	1'43.939	36.697	39.579	27.663

25 Borja GARCIA ESP RC MOTORSPORT

1	3'43.088	2'21.046	49.412	32.630
---	----------	----------	--------	--------



Computerised results and timing service

ROUND 3: TURKEY WORLD SERIES COLLECTIVE TEST 1 Chronological Analysis of Performances

B Crossing the finish line in pit lane
S1 Time from finish line to 1st intermediate
S2 Time from 1st intermediate to 2nd intermediate
S3 Time from 2nd intermediate to finish line

Lap	Lap Time	S1	S2	S3	Lap	Lap Time	S1	S2	S3
2	1'58.423 B	38.483	42.929	37.011	12	1'44.923	36.773	40.134	28.016
3	5'39.913	4'26.730	40.437	32.746	13	2'37.027	1'27.794	40.886	28.347
4	2'08.670 B	41.473	45.673	41.524	14	1'46.071	36.919	40.558	28.594
5	8'16.897	7'07.622	40.568	28.707	15	1'45.984	37.095	40.112	28.777
6	1'50.059	37.203	44.550	28.306	16	1'55.101	...	43.199	28.904
7	2'07.076 B	38.513	46.622	41.941	17	1'45.354	36.823	40.387	28.144
8	7'57.030	6'46.944	41.382	28.704	18	1'44.068	36.557	39.721	27.790
9	1'44.670	36.752	39.916	28.002	19	1'44.023	36.244	39.677	28.102
10	1'50.811	38.536	43.405	28.870	20	1'48.498	38.095	41.498	28.905
11	1'57.817 B	39.669	42.593	35.555	21	1'43.269	36.167	39.461	27.641
12	8'24.886	7'12.328	43.319	29.239	22	1'43.755	36.473	39.623	27.659
13	1'43.682	36.620	39.177	27.885	23	1'52.955 B	38.107	41.725	33.123
14	1'48.602	36.604	44.087	27.911	24	6'21.784	5'10.283	42.566	28.935
15	1'42.926	36.343	38.882	27.701	25	1'43.525	36.492	39.494	27.539
16	1'57.079	36.352	51.801	28.926	26	1'42.718	36.192	39.072	27.454
17	1'44.830	36.668	40.182	27.980	27	1'42.656	36.099	39.089	27.468
18	1'56.429 B	37.465	43.335	35.629	28	1'54.304	39.372	43.709	31.223
19	13'56.864 B	...	42.666	39.983	29	1'42.517	35.985	39.087	27.445
20	3'28.374	2'19.032	41.293	28.049	30	1'52.275 B	38.379	42.271	31.625
21	1'48.524	36.372	43.504	28.648	27 Alex DANIELSSON SWE				
22	1'42.623	36.272	38.933	27.418	COMTEC				
23	1'57.157	45.871	43.633	27.653	1	3'18.710	2'01.299	46.270	31.141
24	1'42.619	36.483	38.810	27.326	2	1'53.932	42.085	42.827	29.020
25	1'48.689 B	37.159	40.689	30.841	3	1'49.922	38.733	42.056	29.133
26	7'13.758	6'04.748	41.058	27.952	4	1'48.350	37.727	41.920	28.703
27	1'43.146	36.496	39.139	27.511	5	1'47.855	37.803	41.598	28.454
28	1'42.651	36.194	38.971	27.486	6	2'11.636 B	39.404	50.137	42.095
29	2'20.593 B	55.207	49.507	35.879	7	1'34.994	...	43.642	29.453
30	6'19.616	5'10.662	40.790	28.164	8	1'49.034	38.277	41.381	29.376
31	1'49.300	36.393	44.679	28.228	9	1'52.971	37.713	43.509	31.749
32	1'53.651	36.414	48.607	28.630	10	2'09.991 B	42.334	49.110	38.547
33	1'42.359	36.265	38.773	27.321	11	8'51.575	7'35.522	44.151	31.902
34	1'44.255	36.786	39.936	27.533	12	1'51.127	38.961	42.641	29.525
35	1'42.493	36.334	38.754	27.405	13	1'47.840	37.658	42.071	28.111
36	1'58.171 B	39.197	44.433	34.541	14	1'46.765	37.893	40.792	28.080
26 Bruce JOUANNY FRA					15	1'46.359	37.755	40.613	27.991
RC MOTORSPORT					16	1'45.604	37.061	40.504	28.039
1	6'17.912 B	4'37.410	57.488	43.014	17	1'55.666 B	37.054	40.111	38.501
2	4'58.660	3'40.018	47.355	31.287	18	2'03.871	...	53.715	31.124
3	2'10.170 B	40.324	47.146	42.700	19	1'49.632	40.859	40.601	28.172
4	7'10.201	5'57.739	43.052	29.410	20	1'45.884	37.719	40.214	27.951
5	1'47.980	37.816	41.669	28.495	21	1'44.562	36.973	39.895	27.694
6	2'00.903 B	37.642	41.309	41.952	22	1'44.321	36.742	39.824	27.755
7	9'31.097	8'17.473	42.384	31.240	23	1'43.895	36.550	39.712	27.633
8	1'51.213	37.770	42.380	31.063	24	1'44.332	37.002	39.442	27.888
9	1'54.139 B	37.102	41.082	35.955	25	1'44.539	36.578	40.184	27.777
10	8'29.964	7'18.794	42.510	28.660	26	1'57.028 B	40.810	44.604	31.614
11	1'46.160	37.313	40.703	28.144	27	12'00.686	...	44.447	29.147



Computerised results and timing service

ROUND 3: TURKEY WORLD SERIES COLLECTIVE TEST 1

Chronological Analysis of Performances

B Crossing the finish line in pit lane
S1 Time from finish line to 1st intermedia
S2 Time from 1st intermediate to 2nd intermediate
S3 Time from 2nd intermediate to finish line

Lap	Lap Time	S1	S2	S3	Lap	Lap Time	S1	S2	S3	
28	1'45.306	37.395	39.650	28.261	30 Christian MONTANARI PREMA POWERTEAM	1	3'23.473	2'02.090	49.453	31.930
29	1'45.768	37.195	40.959	27.614		2	1'55.278	40.910	44.133	30.235
30	1'43.773	37.030	39.140	27.603		3	1'54.845	40.624	44.321	29.900
31	1'46.335	36.674	41.490	28.171		4	1'52.919	39.687	43.482	29.750
						5	1'53.429	39.886	43.874	29.669
28 Jaap VAN LAGEN COMTEC				NED	6	2'13.453 B	39.916	50.632	42.905	
1	1:05'38.53	...	46.143	29.285	7	9'37.661	8'24.150	43.633	29.878	
2	1'56.860	40.267	41.414	35.179	8	2'04.301 B	37.560	44.958	41.783	
3	1'46.886	37.757	41.254	27.875	9	7'14.728	6'05.285	41.106	28.337	
4	1'55.587 B	42.926	40.306	32.355	10	1'45.301	37.022	39.984	28.295	
5	49'06.604	...	41.936	28.171	11	1'46.355	38.333	39.999	28.023	
29 Gregory FRANCHI PREMA POWERTEAM				BEL	12	1'52.152 B	36.969	41.626	33.557	
1	3'24.418	2'01.383	50.594	32.441	13	8'26.517	7'17.327	41.023	28.167	
2	1'57.154	41.642	45.418	30.094	14	1'44.241	36.730	39.756	27.755	
3	2'27.257 B	1'03.043	45.790	38.424	15	1'44.564	37.300	39.456	27.808	
4	1'350.717	...	44.262	29.924	16	1'43.255	36.608	39.041	27.606	
5	1'50.205	38.851	42.012	29.342	17	1'46.660	36.460	40.662	29.538	
6	2'08.780 B	40.978	47.722	40.080	18	1'44.798	37.018	39.883	27.897	
7	6'37.492	5'23.882	43.213	30.397	19	1'42.888	36.324	38.949	27.615	
8	1'46.826	37.853	40.788	28.185	20	2'02.042 B	36.862	46.414	38.766	
9	1'46.475	37.751	40.321	28.403	21	22'31.558	...	43.034	28.397	
10	1'58.970 B	37.627	43.406	37.937	22	1'43.080	36.405	39.063	27.612	
11	5'36.257	4'26.646	41.171	28.440	23	1'42.829	36.295	38.903	27.631	
12	1'48.075	39.493	40.398	28.184	24	1'43.450	36.793	39.082	27.575	
13	2'11.481 B	37.297	51.899	42.285	25	1'43.417	36.453	39.405	27.559	
14	10'36.131 B	9'09.316	44.023	42.792	26	1'42.637	36.260	38.867	27.510	
15	5'01.960	3'51.871	41.651	28.438	27	1'53.975 B	36.409	43.107	34.459	
16	1'44.777	37.020	39.752	28.005	28	7'02.691	5'52.921	41.250	28.520	
17	1'44.334	36.956	39.576	27.802	29	1'43.490	36.713	39.237	27.540	
18	1'44.589	36.927	39.559	28.103	30	1'42.719	36.423	38.808	27.488	
19	1'49.295	39.427	41.402	28.466	31	1'43.113	36.108	39.091	27.914	
20	1'58.948 B	37.808	47.862	33.278	32	1'51.641	36.347	41.505	33.789	
21	22'52.995	...	40.958	28.244	33	1'46.895	36.978	42.014	27.903	
22	1'51.077	41.702	41.099	28.276	34	1'42.016	35.946	38.648	27.422	
23	1'45.345	37.048	39.983	28.314	31 Jerôme D'AMBROSIO TECH 1 RACING	1	4'20.994	3'02.781	46.305	31.908
24	1'45.616	37.659	40.104	27.853	2	2'00.655	39.208	46.521	34.926	
25	1'43.892	36.765	39.278	27.849	3	1'49.670	38.481	42.057	29.132	
26	3'23.007 B	36.619	39.453	2'06.935	4	1'48.339	38.336	41.313	28.690	
27	6'25.484	5'13.736	42.693	29.055	5	1'56.561 B	38.176	41.782	36.603	
28	1'44.434	37.263	39.383	27.788	6	12'11.782 B	...	42.491	36.039	
29	1'43.554	36.536	39.101	27.917	7	8'20.387	7'09.517	41.746	29.124	
30	1'43.817	36.815	39.054	27.948	8	1'46.934	37.480	40.605	28.849	
31	1'45.167	37.970	39.317	27.880	9	1'47.830	37.526	41.827	28.477	
32	1'45.593	36.600	39.184	29.809						



Computerised results and timing service

ROUND 3: TURKEY WORLD SERIES COLLECTIVE TEST 1

Chronological Analysis of Performances

B Crossing the finish line in pit lane
S1 Time from finish line to 1st intermedia
S2 Time from 1st intermediate to 2nd intermediate
S3 Time from 2nd intermediate to finish line

Lap	Lap Time	S1	S2	S3	Lap	Lap Time	S1	S2	S3
10	1'58.978 B	37.559	40.579	40.840	27	1'44.385	36.989	39.561	27.835
11	9'05.140	7'53.874	42.655	28.611	28	1'56.455 B	39.194	44.662	32.599
12	1'47.419	37.101	41.272	29.046					
13	1'46.535	37.663	40.536	28.336					
14	1'50.830 B	37.044	40.476	33.310					
15	12'36.633	...	40.805	28.496					
16	1'46.200	37.448	40.517	28.235					
17	1'45.485	37.234	40.107	28.144					
18	1'44.637	36.849	39.736	28.052					
19	2'00.423 B	37.897	43.235	39.291					
20	10'40.548	9'31.776	40.671	28.101					
21	1'44.506	36.814	39.651	28.041					
22	1'47.706	36.932	42.566	28.208					
23	1'49.132 B	37.137	40.070	31.925					
24	12'38.732	...	40.730	28.180					
25	1'47.962	36.965	42.680	28.317					
26	1'45.171	37.235	39.940	27.996					
27	1'52.101	40.147	43.734	28.220					
28	1'46.072	37.995	39.959	28.118					
29	1'56.367 B	41.294	40.864	34.209					

32 Ryo FUKUDA JPN
TECH 1 RACING

1	3'59.073	2'33.034	51.219	34.820
2	1'55.358	41.672	44.153	29.533
3	1'49.744	39.326	41.713	28.705
4	2'01.497	51.449	41.527	28.521
5	1'55.781 B	39.174	41.241	35.366
6	10'55.283	9'39.837	44.106	31.340
7	2'08.769 B	38.057	49.134	41.578
8	7'28.955	6'17.796	41.786	29.373
9	1'46.905	37.965	40.751	28.189
10	1'47.418	37.667	40.842	28.909
11	1'54.462 B	37.428	40.623	36.411
12	15'17.000	...	40.711	28.223
13	1'45.534	37.233	40.228	28.073
14	1'57.995	47.687	41.824	28.484
15	2'01.726 B	38.071	46.357	37.298
16	21'27.838	...	42.719	28.772
17	1'45.491	37.306	40.147	28.038
18	1'48.039	37.610	40.368	30.061
19	1'44.930	37.399	39.899	27.632
20	1'46.411	36.791	41.197	28.423
21	1'44.173	36.943	39.563	27.667
22	1'52.947 B	36.948	41.428	34.571
23	16'15.245	...	41.410	28.302
24	1'47.984	39.234	40.472	28.278
25	1'46.241	37.950	40.126	28.165
26	1'44.662	37.172	39.723	27.767



Computerised results and timing service

ROUND 3: TURKEY WORLD SERIES COLLECTIVE TEST 2 Classification

Driver	Nation	ASN	Team	Time	Lap	Total	Gap	Kph
1 16 Alvaro PARENTE	POR	POR	VICTORY ENGINEERING	1'41.547	6	8	-	189.2
2 3 Pastor MALDONADO	VEN	VEN	DRACO MULTIRACING USA	1'41.690	4	21	+0.143	189.0
3 21 Eric SALIGNON	FRA	FRA	INTERWETTEN.COM	1'41.739	22	23	+0.192	188.9
4 22 Andy SOUCEK	ESP	ESP	INTERWETTEN.COM	1'41.773	9	16	+0.226	188.8
5 25 Borja GARCIA	ESP	ESP	RC MOTORSPORT	1'41.792	7	19	+0.245	188.8
6 10 James ROSSITER	GBR	GBR	PONS RACING	1'41.876	7	16	+0.329	188.6
7 27 Alex DANIELSSON	SWE	SWE	COMTEC	1'42.008	3	10	+0.461	188.4
8 7 Michael ALESHIN	RUS	RUS	CARLIN MOTORSPORT	1'42.161	6	17	+0.614	188.1
9 30 Christian MONTANARI	SMR	SMR	PREMA POWERTEAM	1'42.167	5	15	+0.620	188.1
10 11 Ben HANLEY	GBR	GBR	CRAM COMPETITION	1'42.167	8	15	+0.620	188.1
11 1 Steven KANE	GBR	GBR	EPSILON EUSKADI	1'42.238	11	24	+0.691	188.0
12 8 Colin FLEMING	USA	USA	CARLIN MOTORSPORT	1'42.291	14	15	+0.744	187.9
13 2 Davide VALSECCHI	ITA	ITA	EPSILON EUSKADI	1'42.325	7	15	+0.778	187.8
14 6 Sean McINTOSH	CAN	CAN	KTR	1'42.484	7	18	+0.937	187.5
15 4 Tomas KOSTKA	CZE	CZE	DRACO MULTIRACING USA	1'42.527	6	21	+0.980	187.4
16 18 Hayanari SHIMODA	JPN	JPN	VICTORY ENGINEERING	1'42.572	7	17	+1.025	187.3
17 26 Bruce JOUANNY	FRA	FRA	RC MOTORSPORT	1'42.610	6	14	+1.063	187.3
18 28 Jaap VAN LAGEN	NED	NED	COMTEC	1'42.763	22	26	+1.216	187.0
19 23 Enrico TOCCACELO	ITA	ITA	EUROINTERNATIONAL	1'42.764	9	15	+1.217	187.0
20 5 Robbie KERR	GBR	GBR	KTR	1'42.819	5	13	+1.272	186.9
21 14 Alvaro BARBA	ESP	ESP	JENZER MOTORSPORT	1'42.857	13	20	+1.310	186.8
22 20 Patrick PILET	FRA	FRA	GD RACING	1'42.866	11	16	+1.319	186.8
23 12 Milos PAVLOVIC	SCG	ITA	CRAM COMPETITION	1'42.972	10	19	+1.425	186.6
24 29 Gregory FRANCHI	BEL	BEL	PREMA POWERTEAM	1'43.317	9	18	+1.770	186.0
25 15 Alessandro BONETTI	ITA	ITA	JENZER MOTORSPORT	1'43.673	8	25	+2.126	185.4
26 32 Ryo FUKUDA	JPN	FRA	TECH 1 RACING	1'43.786	4	14	+2.239	185.2
27 9 Celso MIGUEZ	ESP	ESP	PONS RACING	1'43.791	9	16	+2.244	185.1
28 31 Jérôme D'AMBROSIO	BEL	BEL	TECH 1 RACING	1'43.959	16	19	+2.412	184.8
29 24 Jason TAHINCI	TUR	TUR	EUROINTERNATIONAL	1'44.045	9	22	+2.498	184.7
30 19 Matteo MENEGHELLO	ITA	ITA	GD RACING	1'44.244	3	21	+2.697	184.3

Fastest Lap	Lap 6	Alvaro PARENTE	1'41.547	189.2 Kph
Circuit Record Lap		NEW TRACK		Kph
Circuit Best Lap	15/06/2006	Alvaro PARENTE	1'41.547	189.2 Kph

The results are provisional until the end of the limit for protest and appeals

The limit for protest expires 30' at the latest after publication of the results - Time:

Race Director:	Steward:	Timekeeper:



RENAULT
SPORT

world series
by RENAULT



Computerised results and timing service

ROUND 3: TURKEY WORLD SERIES COLLECTIVE TEST Classification

Pilot	NAT	ASN	Team	Session 1		Session 2		Time	Gap
				Time	Lap	Time	Lap		
1 16 Alvaro PARENTE	POR	POR	VICTORY ENGINEERING	1'41.872	27	1'41.547	6	1'41.547	-
2 3 Pastor MALDONADO	VEN	VEN	DRACO MULTIRACING USA	1'42.234	22	1'41.690	4	1'41.690	+0.143
3 21 Eric SALIGNON	FRA	FRA	INTERWETTEN.COM	1'42.886	31	1'41.739	22	1'41.739	+0.192
4 22 Andy SOUCEK	ESP	ESP	INTERWETTEN.COM	1'41.802	29	1'41.773	9	1'41.773	+0.226
5 25 Borja GARCIA	ESP	ESP	RC MOTORSPORT	1'42.359	33	1'41.792	7	1'41.792	+0.245
6 10 James ROSSITER	GBR	GBR	PONS RACING	1'43.139	30	1'41.876	7	1'41.876	+0.329
7 2 Davide VALSECCHI	ITA	ITA	EPSILON EUSKADI	1'41.886	32	1'42.325	7	1'41.886	+0.339
8 27 Alex DANIELSSON	SWE	SWE	COMTEC	1'43.773	30	1'42.008	3	1'42.008	+0.461
9 30 Christian MONTANARI	SMR	SMR	PREMA POWERTEAM	1'42.016	34	1'42.167	5	1'42.016	+0.469
10 7 Michael ALESHIN	RUS	RUS	CARLIN MOTORSPORT	1'42.166	34	1'42.161	6	1'42.161	+0.614
11 11 Ben HANLEY	GBR	GBR	CRAM COMPETITION	1'42.624	31	1'42.167	8	1'42.167	+0.620
12 1 Steven KANE	GBR	GBR	EPSILON EUSKADI	1'42.536	27	1'42.238	11	1'42.238	+0.691
13 8 Colin FLEMING	USA	USA	CARLIN MOTORSPORT	1'42.388	27	1'42.291	14	1'42.291	+0.744
14 6 Sean McIntOSH	CAN	CAN	KTR	1'43.074	30	1'42.484	7	1'42.484	+0.937
15 26 Bruce JOUANNY	FRA	FRA	RC MOTORSPORT	1'42.517	29	1'42.610	6	1'42.517	+0.970
16 4 Tomas KOSTKA	CZE	CZE	DRACO MULTIRACING USA	1'43.575	25	1'42.527	6	1'42.527	+0.980
17 18 Hayanari SHIMODA	JPN	JPN	VICTORY ENGINEERING	1'42.852	24	1'42.572	7	1'42.572	+1.025
18 5 Robbie KERR	GBR	GBR	KTR	1'42.727	26	1'42.819	5	1'42.727	+1.180
19 28 Jaap VAN LAGEN	NED	NED	COMTEC	1'46.886	3	1'42.763	22	1'42.763	+1.216
20 23 Enrico TOCCACELO	ITA	ITA	EUROINTERNATIONAL	1'42.904	31	1'42.764	9	1'42.764	+1.217
21 14 Alvaro BARBA	ESP	ESP	JENZER MOTORSPORT	1'44.048	30	1'42.857	13	1'42.857	+1.310
22 20 Patrick PILET	FRA	FRA	GD RACING	1'43.189	37	1'42.866	11	1'42.866	+1.319
23 12 Milos PAVLOVIC	SCG	ITA	CRAM COMPETITION	1'43.628	24	1'42.972	10	1'42.972	+1.425
24 29 Gregory FRANCHI	BEL	BEL	PREMA POWERTEAM	1'43.554	29	1'43.317	9	1'43.317	+1.770
25 19 Matteo MENEGHELLO	ITA	ITA	GD RACING	1'43.574	29	1'44.244	3	1'43.574	+2.027
26 15 Alessandro BONETTI	ITA	ITA	JENZER MOTORSPORT	1'45.417	28	1'43.673	8	1'43.673	+2.126
27 24 Jason TAHINCI	TUR	TUR	EUROINTERNATIONAL	1'43.741	32	1'44.045	9	1'43.741	+2.194
28 32 Ryo FUKUDA	JPN	FRA	TECH 1 RACING	1'44.173	21	1'43.786	4	1'43.786	+2.239
29 9 Celso MIGUEZ	ESP	ESP	PONS RACING	1'43.984	27	1'43.791	9	1'43.791	+2.244
30 31 Jérôme D'AMBROSIO	BEL	BEL	TECH 1 RACING	1'44.506	21	1'43.959	16	1'43.959	+2.412

The results are provisional until the end of the limit for protest and appeals

The limit for protest expires 30' at the latest after publication of the results - Time:

Race Director:	Steward:	Timekeeper:
----------------	----------	-------------



RENAULT
SPORT


world series
by RENAULT

 world
series



Computerised results and timing service

ROUND 3: TURKEY
WORLD SERIES
COLLECTIVE TEST 2
Fastest Laps Sequence

Practice Time	Driver	Nation	Time	Kph	Driver's Lap
3'44.808	10 James ROSSITER	GBR	1'45.357	182.4	2
3'47.917	7 Michael ALESHIN	RUS	1'45.351	182.4	2
4'26.633	11 Ben HANLEY	GBR	1'44.879	183.2	2
5'28.289	10 James ROSSITER	GBR	1'43.481	185.7	3
7'10.499	10 James ROSSITER	GBR	1'42.210	188.0	4
10'45.448	7 Michael ALESHIN	RUS	1'42.161	188.1	6
12'17.055	10 James ROSSITER	GBR	1'41.876	188.6	7
15'10.567	3 Pastor MALDONADO	VEN	1'41.690	189.0	4
16'58.384	16 Alvaro PARENTE	POR	1'41.547	189.2	6



Computerised results and timing service

ROUND 3: TURKEY WORLD SERIES COLLECTIVE TEST 2 Best Partial Times

IT Ideal Lap Time, sum of the best partial times
BT Best Lap Time

S1		S2		S3				IT	BT		
Pos	Driver	Time	Driver	Time	Driver	Time	Pos Driver				
1	P.MALDONADO	35.514	A.PARENTE	38.417	B.GARCIA	27.127	1	P.MALDONADO	1'41.295	1'41.690	(2)
2	A.SOUCEK	35.625	B.GARCIA	38.472	B.HANLEY	27.221	2	A.SOUCEK	1'41.489	1'41.773	(4)
3	A.PARENTE	35.734	P.MALDONADO	38.512	A.DANIELSSON	27.254	3	A.PARENTE	1'41.504	1'41.547	(1)
4	E.SALIGNON	35.768	J.ROSSITER	38.525	P.MALDONADO	27.269	4	B.GARCIA	1'41.531	1'41.792	(5)
5	A.DANIELSSON	35.853	E.SALIGNON	38.565	A.SOUCEK	27.276	5	E.SALIGNON	1'41.703	1'41.739	(3)
6	J.ROSSITER	35.871	A.SOUCEK	38.588	D.VALSECCHI	27.288	6	J.ROSSITER	1'41.729	1'41.876	(6)
7	C.MONTANARI	35.875	M.ALESHIN	38.644	J.ROSSITER	27.333	7	B.HANLEY	1'41.942	1'42.167	(10)
8	C.FLEMING	35.889	C.FLEMING	38.666	M.ALESHIN	27.337	8	A.DANIELSSON	1'41.993	1'42.008	(7)
9	B.HANLEY	35.921	H.SHIMODA	38.731	A.PARENTE	27.353	9	M.ALESHIN	1'42.051	1'42.161	(8)
10	B.GARCIA	35.932	S.McINTOSH	38.735	T.KOSTKA	27.357	10	C.FLEMING	1'42.058	1'42.291	(12)
11	R.KERR	35.947	R.KERR	38.755	S.KANE	27.369	11	C.MONTANARI	1'42.136	1'42.167	(9)
12	E.TOCCACELO	35.990	B.HANLEY	38.800	E.SALIGNON	27.370	12	D.VALSECCHI	1'42.211	1'42.325	(13)
13	J.VAN LAGEN	35.997	J.VAN LAGEN	38.805	C.MONTANARI	27.395	13	S.KANE	1'42.233	1'42.238	(11)
14	D.VALSECCHI	36.013	S.KANE	38.838	B.JOUANNY	27.432	14	R.KERR	1'42.318	1'42.819	(20)
15	B.JOUANNY	36.021	A.BARBA	38.855	S.McINTOSH	27.445	15	H.SHIMODA	1'42.441	1'42.572	(16)
16	S.KANE	36.026	P.PILET	38.859	M.PAVLOVIC	27.466	16	S.McINTOSH	1'42.446	1'42.484	(14)
17	T.KOSTKA	36.028	C.MONTANARI	38.866	J.TAHINCI	27.473	17	T.KOSTKA	1'42.474	1'42.527	(15)
18	H.SHIMODA	36.050	A.DANIELSSON	38.886	C.FLEMING	27.503	18	J.VAN LAGEN	1'42.557	1'42.763	(18)
19	M.ALESHIN	36.070	D.VALSECCHI	38.910	M.MENEGHELLO	27.549	19	B.JOUANNY	1'42.610	1'42.610	(17)
20	S.McINTOSH	36.266	M.PAVLOVIC	38.924	A.BARBA	27.558	20	E.TOCCACELO	1'42.744	1'42.764	(19)
21	P.PILET	36.320	G.FRANCHI	39.047	P.PILET	27.573	21	P.PILET	1'42.752	1'42.866	(22)
22	A.BARBA	36.342	T.KOSTKA	39.089	R.KERR	27.616	22	A.BARBA	1'42.755	1'42.857	(21)
23	M.MENEGHELLO	36.342	M.MENEGHELLO	39.111	E.TOCCACELO	27.632	23	M.PAVLOVIC	1'42.939	1'42.972	(23)
24	R.FUKUDA	36.403	E.TOCCACELO	39.122	G.FRANCHI	27.659	24	M.MENEGHELLO	1'43.002	1'44.244	(30)
25	G.FRANCHI	36.411	B.JOUANNY	39.157	H.SHIMODA	27.660	25	G.FRANCHI	1'43.117	1'43.317	(24)
26	A.BONETTI	36.434	J.D'AMBROSIO	39.167	C.MIGUEZ	27.662	26	A.BONETTI	1'43.501	1'43.673	(25)
27	C.MIGUEZ	36.475	A.BONETTI	39.292	R.FUKUDA	27.729	27	R.FUKUDA	1'43.587	1'43.786	(26)
28	M.PAVLOVIC	36.549	R.FUKUDA	39.455	J.VAN LAGEN	27.755	28	C.MIGUEZ	1'43.628	1'43.791	(27)
29	J.D'AMBROSIO	36.655	C.MIGUEZ	39.491	A.BONETTI	27.775	29	J.D'AMBROSIO	1'43.746	1'43.959	(28)
30	J.TAHINCI	36.742	J.TAHINCI	39.707	J.D'AMBROSIO	27.924	30	J.TAHINCI	1'43.922	1'44.045	(29)



Computerised results and timing service

ROUND 3: TURKEY WORLD SERIES COLLECTIVE TEST 2 Chronological Analysis of Performances

B Crossing the finish line in pit lane
S1 Time from finish line to 1st intermedia
S2 Time from 1st intermediate to 2nd intermediate
S3 Time from 2nd intermediate to finish line

Lap	Lap Time	S1	S2	S3	Lap	Lap Time	S1	S2	S3
1 Steven KANE GBR EPSILON EUSKADI					2 1'43.204 36.555 39.200 27.449				
1	4'03.319	2'47.374	46.533	29.412	3	1'42.131	35.866	38.831	27.434
2	1'52.096	40.924	43.150	28.022	4	1'41.690	35.828	38.593	27.269
3	1'45.020	37.337	40.055	27.628	5	1'49.830 B	37.042	41.207	31.581
4	1'59.478	36.371	39.177	43.930	6	10'23.299	9'14.514	41.219	27.566
5	1'46.254	38.780	39.600	27.874	7	1'45.157	35.824	40.961	28.372
6	1'42.995	36.701	38.925	27.369	8	1'42.028	36.096	38.616	27.316
7	1'42.452	36.173	38.845	27.434	9	1'50.375 B	35.514	38.702	36.159
8	1'46.827 B	36.182	39.428	31.217	10	3'01.432	1'51.087	41.457	28.888
9	1'51.987	...	42.323	29.825	11	1'50.735 B	37.959	40.964	31.812
10	1'44.962	37.914	39.450	27.598	12	2'53.199 B	1'27.791	51.088	34.320
11	1'42.238	36.026	38.838	27.374	13	2'55.717 B	1'22.401	55.870	37.446
12	1'45.803	36.458	39.695	29.650	14	3'36.087 B	1'42.102	1'06.485	47.500
13	1'50.572 B	36.432	39.755	34.385	15	43'05.060 B	...	45.760	37.431
14	44'29.365	...	43.598	29.183	16	2'21.894 B	1'08.765	41.399	31.730
15	1'45.516	37.175	39.624	28.717	17	2'30.501	1'10.859	51.356	28.286
16	1'48.792	39.267	40.861	28.664	18	1'43.645	37.231	38.718	27.696
17	1'43.503	36.570	39.115	27.818	19	1'45.187 B	36.118	38.512	30.557
18	1'44.872	36.394	40.534	27.944	20	20'43.643 B	...	49.320	33.678
19	1'42.866	36.276	39.076	27.514	21	2'48.559 B	1'24.752	50.224	33.583
20	1'52.096	42.241	41.703	28.152	4 Tomas KOSTKA CZE DRACO MULTIRACING USA				
21	1'53.034 B	41.055	40.196	31.783	1	2'04.785	53.917	42.583	28.285
22	9'24.543	8'16.479	40.346	27.718	2	1'46.113	37.633	40.635	27.845
23	1'44.383	36.641	39.127	28.615	3	1'44.238	36.887	39.608	27.743
24	1'57.183 B	42.631	41.487	33.065	4	1'43.601	36.421	39.511	27.669
2 Davide VALSECCHI ITA EPSILON EUSKADI					5	1'43.551	36.154	40.031	27.366
1	3'24.621	2'11.888	43.791	28.942	6	1'42.527	36.081	39.089	27.357
2	1'47.356	37.676	41.601	28.079	7	1'47.760 B	36.141	39.371	32.248
3	1'43.864	36.735	39.667	27.462	8	14'53.242	...	42.703	30.164
4	1'43.048	36.607	39.071	27.370	9	1'44.679	36.432	39.237	29.010
5	1'53.807	42.035	44.139	27.633	10	1'43.024	36.028	39.407	27.589
6	1'47.633	36.072	39.646	31.915	11	1'43.642	36.330	39.405	27.907
7	1'42.325	36.013	38.910	27.402	12	2'08.441 B	42.225	53.095	33.121
8	10'02.458 B	8'33.899	53.527	35.032	13	3'01.993 B	1'38.900	43.710	39.383
9	7'41.824	6'28.323	42.807	30.694	14	3'05.363 B	1'53.124	41.312	30.927
10	2'01.912 B	40.160	44.406	37.346	15	2'50.782 B	1'21.503	51.527	37.752
11	1:04'01.30	...	43.836	32.594	16	56'28.440	...	41.493	28.260
12	1'45.175	37.149	40.233	27.793	17	1'45.025	36.998	40.133	27.894
13	1'42.959	36.383	39.288	27.288	18	1'44.478	36.893	39.747	27.838
14	1'59.392	37.209	53.815	28.368	19	1'51.808 B	36.954	40.060	34.794
15	2'14.382 B	40.335	54.501	39.546	20	11'15.088 B	9'38.392	57.930	38.766
3 Pastor MALDONADO VEN DRACO MULTIRACING USA					21	2'54.160 B	1'37.791	43.747	32.622
1	10'03.542	8'44.050	46.126	33.366	5 Robbie KERR GBR KTR				
					1	3'38.814	2'26.928	42.916	28.970



Computerised results and timing service

ROUND 3: TURKEY WORLD SERIES COLLECTIVE TEST 2 Chronological Analysis of Performances

B Crossing the finish line in pit lane
S1 Time from finish line to 1st intermedia
S2 Time from 1st intermediate to 2nd intermediate
S3 Time from 2nd intermediate to finish line

Lap	Lap Time	S1	S2	S3	Lap	Lap Time	S1	S2	S3
2	1'45.603	37.405	40.051	28.147	13	1'43.956	36.760	39.422	27.774
3	1'44.491	36.773	39.635	28.083	14	1'59.028	48.965	40.438	29.625
4	1'45.838	38.861	39.174	27.803	15	1'45.233	36.819	40.115	28.299
5	1'42.819	36.007	39.037	27.775	16	1'43.205	36.369	39.208	27.628
6	1'43.502	37.012	38.755	27.735	17	1'53.108 B	36.315	44.067	32.726
7	1'42.819	36.217	38.986	27.616					
8	1'48.674 B	36.871	38.999	32.804					
9	1'50.370	...	41.172	30.986					
10	1'43.118	36.698	38.792	27.628					
11	1'43.161	35.947	39.263	27.951					
12	1'43.680	36.170	39.265	28.245					
13	1'59.044 B	39.308	45.273	34.463					

6 Sean McINTOSH CAN KTR

1	2'46.694	1'37.013	41.301	28.380
2	1'57.572	47.284	42.058	28.230
3	1'45.344	37.689	39.703	27.952
4	1'43.822	36.806	39.145	27.871
5	1'46.009	36.779	39.231	29.999
6	1'42.988	36.642	38.741	27.605
7	1'42.484	36.304	38.735	27.445
8	1'47.943 B	36.463	40.162	31.318
9	1'33.133	...	39.183	27.513
10	1'43.734	36.304	39.739	27.691
11	1'44.495	37.475	38.908	28.112
12	1'48.902 B	36.266	38.867	33.769
13	1:00'38.53 B	...	40.865	30.598
14	2'21.702 B	1'11.993	39.741	29.968
15	2'21.674 B	1'11.622	40.347	29.705
16	2'23.647 B	1'13.069	40.117	30.461
17	2'24.562 B	1'14.406	39.803	30.353
18	2'24.924 B	1'10.922	41.591	32.411

7 Michael ALESHIN RUS CARLIN MOTORSPORT

1	2'02.566	51.690	42.156	28.720
2	1'45.351	37.506	39.985	27.860
3	1'44.770	36.471	39.921	28.378
4	1'48.121	39.676	40.718	27.727
5	1'42.479	36.249	38.790	27.440
6	1'42.161	36.070	38.644	27.447
7	1'54.325 B	37.807	41.403	35.115
8	1'51.668	...	40.308	27.809
9	1'43.939	37.389	39.113	27.437
10	1'42.373	36.217	38.819	27.337
11	1'56.870 B	37.303	42.049	37.518
12	1:02'39.37	...	40.679	28.098

8 Colin FLEMING USA CARLIN MOTORSPORT

1	2'23.432	1'07.699	42.831	32.902
2	1'45.977	37.021	40.835	28.121
3	1'43.579	36.176	39.675	27.728
4	1'43.131	36.421	39.202	27.508
5	1'42.667	35.907	39.087	27.673
6	1'54.657	41.949	39.011	33.697
7	1'42.375	36.206	38.666	27.503
8	1'45.746 B	35.889	38.743	31.114
9	1'50.796 B	...	47.954	34.425
10	1:07'36.49	...	41.422	28.097
11	1'43.687	36.677	39.136	27.874
12	1'46.600	36.804	39.221	30.575
13	1'42.611	36.208	38.867	27.536
14	1'42.291	35.955	38.802	27.534
15	1'51.717 B	37.552	42.982	31.183

9 Celso MIGUEZ ESP PONS RACING

1	2'17.580	1'03.875	44.221	29.484
2	1'47.384	38.043	41.093	28.248
3	1'45.883	37.558	40.217	28.108
4	1'53.665 B	38.416	41.085	34.164
5	7'15.679	6'04.275	43.113	28.291
6	1'44.565	37.073	39.710	27.782
7	1'55.589 B	36.516	39.792	39.281
8	9'23.031	8'14.436	40.670	27.925
9	1'43.791	36.475	39.654	27.662
10	1'43.857	36.530	39.491	27.836
11	1'54.631 B	36.726	39.749	38.156
12	1:05'47.53	...	42.133	28.912
13	1'44.753	37.122	39.589	28.042
14	1'44.720	37.143	39.700	27.877
15	1'44.331	36.583	39.791	27.957
16	1'56.042 B	36.894	43.524	35.624

10 James ROSSITER GBR PONS RACING

1	1'59.451	48.219	42.447	28.785
2	1'45.357	37.585	39.759	28.013
3	1'43.481	36.762	39.016	27.703



Computerised results and timing service

ROUND 3: TURKEY WORLD SERIES COLLECTIVE TEST 2

Chronological Analysis of Performances

B Crossing the finish line in pit lane
S1 Time from finish line to 1st intermedia
S2 Time from 1st intermediate to 2nd intermediate
S3 Time from 2nd intermediate to finish line

Lap	Lap Time	S1	S2	S3	Lap	Lap Time	S1	S2	S3
4	1'42.210	36.008	38.763	27.439	15	1'54.075 B	37.791	43.220	33.064
5	1'42.331	36.162	38.786	27.383	16	22'48.761	...	40.366	28.175
6	1'42.349	36.212	38.579	27.558	17	1'44.082	37.081	39.265	27.736
7	1'41.876	36.018	38.525	27.333	18	1'45.638	36.582	40.721	28.335
8	1'49.030 B	35.871	39.983	33.176	19	1'59.520 B	44.739	42.327	32.454
9	1'346.052	...	40.828	28.171					
10	1'42.245	36.170	38.685	27.390					
11	1'45.895	36.836	39.394	29.665					
12	1'56.303 B	37.992	40.079	38.232					
13	1:06'57.10 B	...	42.480	34.195					
14	3'37.579	2'23.015	42.712	31.852					
15	1'47.264	37.703	40.211	29.350					
16	1'54.910 B	38.242	42.401	34.267					

11 Ben HANLEY GBR CRAM COMPETITION

1	2'41.754	1'30.561	43.079	28.114
2	1'44.879	36.993	40.234	27.652
3	1'46.451	36.483	42.252	27.716
4	1'42.965	36.268	39.335	27.362
5	1'44.373	36.118	40.403	27.852
6	1'42.774	36.611	38.942	27.221
7	1'43.040	36.612	39.082	27.346
8	1'42.167	36.043	38.800	27.324
9	1'42.920	36.270	38.908	27.742
10	1'51.747 B	36.117	38.923	36.707
11	10'58.712	9'50.591	40.484	27.637
12	1'43.502	36.596	39.361	27.545
13	1'43.617	35.921	39.593	28.103
14	1'52.063 B	36.223	40.960	34.880
15	1:18'48.59 B	...	1'04.846	44.698

12 Milos PAVLOVIC SCG CRAM COMPETITION

1	5'03.384	3'52.112	42.521	28.751
2	1'45.901	37.646	40.289	27.966
3	1'44.499	37.094	39.637	27.768
4	1'44.511	37.087	39.644	27.780
5	1'43.830	36.806	39.418	27.606
6	1'59.993	39.314	52.373	28.306
7	1'43.582	36.788	39.195	27.599
8	1'48.963 B	38.276	40.048	30.639
9	1'208.386	...	40.651	28.015
10	1'42.972	36.582	38.924	27.466
11	1'46.432	36.549	39.378	30.505
12	2'02.675 B	39.086	46.455	37.134
13	4'00.525	...	42.969	28.593
14	1'45.915	37.509	40.013	28.393

14 Alvaro BARBA ESP JENZER MOTORSPORT

1	2'07.531	54.738	44.044	28.749
2	1'46.940	38.073	40.419	28.448
3	1'44.990	37.239	39.966	27.785
4	1'45.088	37.164	40.062	27.862
5	1'43.883	36.701	39.370	27.812
6	1'51.538	36.667	47.042	27.829
7	1'42.987	36.473	38.956	27.558
8	1'43.312	36.655	38.955	27.702
9	1'53.357 B	40.235	42.767	30.355
10	12'11.539	...	52.370	31.595
11	1'45.601	38.036	39.990	27.575
12	1'47.351	36.434	43.157	27.760
13	1'42.857	36.356	38.855	27.646
14	2'09.360 B	38.847	50.936	39.577
15	1:02'36.77	...	43.829	28.093
16	1'43.290	36.342	39.340	27.608
17	2'02.698 B	40.818	47.888	33.992
18	10'10.107 B	8'14.204	54.060	1'01.843
19	2'31.990 B	1'08.802	48.469	34.719
20	2'25.974 B	1'05.729	47.564	32.681

15 Alessandro BONETTI ITA JENZER MOTORSPORT

1	2'12.146	58.603	44.187	29.356
2	1'48.924	38.110	42.217	28.597
3	1'46.246	37.591	40.239	28.416
4	1'44.776	36.921	39.842	28.013
5	1'44.765	37.171	39.716	27.878
6	1'50.026	36.729	44.744	28.553
7	1'44.199	36.958	39.292	27.949
8	1'43.673	36.590	39.308	27.775
9	1'45.444	37.751	39.794	27.899
10	1'55.203 B	38.677	40.330	36.196
11	11'15.793	...	42.315	28.576
12	1'44.130	36.551	39.535	28.044
13	1'43.836	36.434	39.357	28.045
14	2'19.282 B	39.496	55.673	44.113
15	36'21.603 B	...	45.094	37.390
16	19'49.191	...	42.394	28.330
17	1'45.782	37.324	40.443	28.015



Computerised results and timing service

ROUND 3: TURKEY WORLD SERIES COLLECTIVE TEST 2

Chronological Analysis of Performances

B Crossing the finish line in pit lane
S1 Time from finish line to 1st intermediate
S2 Time from 1st intermediate to 2nd intermediate
S3 Time from 2nd intermediate to finish line

Lap	Lap Time	S1	S2	S3	Lap	Lap Time	S1	S2	S3
18	1'44.879	36.932	39.789	28.158	7	2'10.660 B	42.067	49.211	39.382
19	1'45.079	37.297	39.784	27.998	8	8'49.995	7'38.807	43.099	28.089
20	1'44.728	36.914	39.695	28.119	9	1'44.448	37.317	39.582	27.549
21	1'44.688	36.833	39.822	28.033	10	1'44.514	36.342	39.111	29.061
22	1'45.657	37.064	40.477	28.116	11	1'53.236 B	36.799	40.460	35.977
23	1'44.799	36.887	39.805	28.107	12	47'49.918 B	...	55.910	38.876
24	1'46.209	37.291	40.226	28.692	13	2'49.349 B	1'14.621	56.234	38.494
25	2'15.628 B	42.101	52.320	41.207	14	2'35.253 B	1'10.362	50.048	34.843
16 Alvaro PARENTE POR					15	2'32.647 B	1'08.677	49.516	34.454
VICTORY ENGINEERING					16	2'29.509 B	1'07.349	46.686	35.474
1	8'17.023	7'02.709	42.322	31.992	17	7'41.801	6'30.440	42.121	29.240
2	1'51.304	36.941	40.476	33.887	18	1'46.589	38.111	40.164	28.314
3	1'44.021	37.276	39.207	27.538	19	1'44.553	37.179	39.394	27.980
4	1'42.451	36.078	38.771	27.602	20	1'47.238	36.716	41.443	29.079
5	1'42.038	36.060	38.625	27.353	21	2'01.907 B	40.210	43.217	38.480
6	1'41.547	35.734	38.417	27.396	20 Patrick PILET FRA				
7	2'06.178 B	43.734	48.023	34.421	GD RACING				
8	12'49.687 B	...	42.686	31.365	1	2'11.091	58.067	42.820	30.204
18 Hayanari SHIMODA JPN					2	1'47.125	38.107	40.850	28.168
VICTORY ENGINEERING					3	1'47.563	36.996	39.658	30.909
1	4'12.936	2'56.725	45.145	31.066	4	1'43.611	36.649	39.109	27.853
2	1'45.338	37.590	39.784	27.964	5	1'45.922	36.998	39.167	29.757
3	1'47.859	37.976	41.430	28.453	6	1'49.855	36.566	44.724	28.565
4	1'46.317	36.912	39.489	29.916	7	1'43.148	36.541	38.944	27.663
5	1'43.097	36.385	39.028	27.684	8	1'46.159 B	36.721	38.859	30.579
6	1'43.444	36.273	39.404	27.767	9	13'48.209	...	41.813	28.401
7	1'42.572	36.050	38.862	27.660	10	1'43.409	36.612	39.224	27.573
8	1'48.489	36.707	43.012	28.770	11	1'42.866	36.320	38.923	27.623
9	1'51.140 B	36.078	38.731	36.331	12	1'52.584 B	37.522	39.447	35.615
10	13'14.260	...	43.641	28.946	13	1:05'08.08	...	42.475	29.692
11	1'54.272 B	36.402	38.742	39.128	14	1'47.335 B	37.314	39.929	30.092
12	1:04'05.02	...	43.531	29.545	15	2'33.124 B	1'19.890	43.511	29.723
13	1'44.634	37.213	39.352	28.069	16	2'31.896 B	1'13.948	41.227	36.721
14	1'43.922	36.580	39.382	27.960	21 Eric SALIGNON FRA				
15	1'44.042	37.183	38.886	27.973	INTERWETTEN.COM				
16	1'43.219	36.439	38.757	28.023	1	3'37.250 B	2'20.215	43.308	33.727
17	2'05.746 B	42.012	46.170	37.564	2	2'32.076	1'20.283	42.434	29.359
19 Matteo MENEGHELLO ITA					3	1'45.388	36.495	39.500	29.393
GD RACING					4	1'51.132	36.793	40.839	33.500
1	2'26.658	1'13.102	44.389	29.167	5	1'42.990	35.975	39.219	27.796
2	1'47.958	39.418	40.430	28.110	6	1'42.515	36.026	39.006	27.483
3	1'44.244	36.885	39.455	27.904	7	1'42.186	35.967	38.849	27.370
4	1'45.415	36.810	40.738	27.867	8	1'46.534 B	35.840	39.976	30.718
5	1'51.240 B	38.143	39.544	33.553	9	10'52.312	9'43.653	40.145	28.514
6	8'02.431	6'52.565	41.786	28.080	10	1'42.332	35.969	38.949	27.414
					11	1'41.853	35.818	38.635	27.400



Computerised results and timing service

ROUND 3: TURKEY WORLD SERIES COLLECTIVE TEST 2

Chronological Analysis of Performances

B Crossing the finish line in pit lane
S1 Time from finish line to 1st intermedia
S2 Time from 1st intermediate to 2nd intermediate
S3 Time from 2nd intermediate to finish line

Lap	Lap Time	S1	S2	S3	Lap	Lap Time	S1	S2	S3
12	1'46.938 B	36.169	38.759	32.010	15	36'04.383 B	...	45.590	39.787
13	1'245.983 B	...	45.083	34.678					
14	3'05.049 B	1'37.744	51.387	35.918					
15	2'43.177 B	1'19.398	49.732	34.047					
16	2'36.782 B	1'18.646	46.177	31.959					
17	37'54.348	...	41.797	32.729					
18	1'44.062	36.808	39.476	27.778					
19	1'42.879	36.142	39.027	27.710					
20	1'42.927	36.252	39.006	27.669					
21	1'42.352	36.079	38.674	27.599					
22	1'41.739	35.768	38.565	27.406					
23	1'46.095 B	36.593	39.408	30.094					
22 Andy SOUCEK ESP INTERWETTEN.COM					24 Jason TAHINCI TUR EUROINTERNATIONAL				
1	4'38.849 B	3'15.830	45.368	37.651	1	2'03.778	47.644	45.567	30.567
2	2'28.789 B	1'14.988	41.495	32.306	2	1'48.787	38.318	42.247	28.222
3	2'30.604 B	1'17.847	40.489	32.268	3	1'46.329	37.443	40.885	28.001
4	7'47.028	6'38.844	40.411	27.773	4	1'46.763	37.479	41.218	28.066
5	1'50.231 B	37.640	39.667	32.924	5	1'45.243	37.214	40.261	27.768
6	8'00.932	6'53.505	39.650	27.777	6	1'45.698	36.992	41.081	27.625
7	1'41.911	36.024	38.611	27.276	7	1'44.312	36.788	39.832	27.692
8	1'44.794	36.167	40.621	28.006	8	1'44.545	36.837	39.895	27.813
9	1'41.773	35.625	38.588	27.560	9	1'44.045	36.742	39.830	27.473
10	1'50.805	36.115	42.535	32.155	10	1'49.199 B	38.044	41.096	30.059
11	2'07.151 B	42.442	49.623	35.086	11	12'01.807	...	40.713	27.973
12	2'43.650 B	1'25.481	45.374	32.795	12	1'44.985	37.106	39.707	28.172
13	1:02'58.24	...	42.704	34.226	13	2'04.962 B	42.528	46.117	36.317
14	1'49.031	40.207	40.099	28.725	14	35'45.900 B	...	46.108	32.101
15	1'43.472	36.450	39.129	27.893	15	4'39.283 B	3'23.963	44.128	31.192
16	2'03.637 B	42.306	45.577	35.754	16	2'33.586 B	1'19.608	43.027	30.951
					17	4'27.662 B	3'12.926	43.870	30.866
					18	2'31.750 B	1'19.089	42.503	30.158
					19	18'48.224	...	43.807	28.770
					20	1'49.992 B	38.391	40.666	30.935
					21	8'20.857 B	6'47.329	54.918	38.610
					22	2'46.884 B	1'13.368	56.729	36.787
23 Enrico TOCCACELO ITA EUROINTERNATIONAL					25 Borja GARCIA ESP RC MOTORSPORT				
1	1'58.995	43.564	46.405	29.026	1	5'52.055	4'24.671	53.043	34.341
2	1'47.809	37.613	42.448	27.748	2	2'03.759	40.721	51.120	31.918
3	1'55.629	44.374	40.352	30.903	3	1'54.683	40.508	42.642	31.533
4	1'43.713	36.453	39.628	27.632	4	1'45.925	36.465	41.074	28.386
5	1'59.005 B	42.452	39.534	37.019	5	1'41.967	36.072	38.694	27.201
6	7'14.448	5'59.022	47.199	28.227	6	1'47.032	36.099	38.646	32.287
7	1'54.046 B	36.316	39.026	38.704	7	1'41.792	35.932	38.733	27.127
8	1'200.684	...	43.699	27.816	8	1'55.973 B	36.032	39.023	40.918
9	1'42.764	35.990	39.122	27.652	9	11'57.133	...	39.601	28.655
10	2'00.417 B	37.506	43.170	39.741	10	1'41.822	36.121	38.472	27.229
11	24'34.543 B	...	44.538	32.831	11	2'02.761 B	40.476	44.562	37.723
12	5'02.336 B	3'49.358	42.385	30.593	12	27'12.744 B	...	45.286	32.072
13	2'35.862 B	1'23.138	41.829	30.895	13	2'38.833 B	1'25.168	43.536	30.129
14	2'40.275 B	1'22.721	42.357	35.197	14	2'29.220 B	1'15.998	41.520	31.702
					15	2'33.265 B	1'18.312	43.066	31.887
					16	2'31.825 B	1'15.348	44.831	31.646
					17	2'31.574 B	1'15.919	43.956	31.699
					18	29'03.875	...	41.756	28.298
					19	1'58.879 B	36.645	47.176	35.058



Computerised results and timing service

ROUND 3: TURKEY WORLD SERIES COLLECTIVE TEST 2

Chronological Analysis of Performances

B Crossing the finish line in pit lane
S1 Time from finish line to 1st intermedia
S2 Time from 1st intermediate to 2nd intermediate
S3 Time from 2nd intermediate to finish line

Lap	Lap Time	S1	S2	S3	Lap	Lap Time	S1	S2	S3
26 Bruce JOUANNY FRA RC MOTORSPORT									
1	3'29.064	2'14.732	44.850	29.482	16	39'23.321	1'17.140	...	28.557
2	1'45.684	37.274	40.545	27.865	17	2'22.778	37.489	1'16.809	28.480
3	1'44.296	36.968	39.726	27.602	18	2'02.067	46.315	47.265	28.487
4	1'43.062	36.226	39.388	27.448	19	1'44.809	37.110	39.549	28.150
5	1'49.736	37.226	43.481	29.029	20	1'43.646	36.338	39.343	27.965
6	1'42.610	36.021	39.157	27.432	21	1'43.308	36.498	38.956	27.854
7	1'42.915	36.185	39.229	27.501	22	1'42.763	35.997	38.849	27.917
8	1'56.595 B	38.483	43.454	34.658	23	1'43.497	36.398	39.082	28.017
9	1'309.535	...	42.970	28.631	24	1'44.123	36.642	39.227	28.254
10	1'43.000	36.164	39.158	27.678	25	1'45.057	36.276	39.873	28.908
11	1'45.313	36.069	39.165	30.079	26	1'47.604	38.376	40.389	28.839
12	2'06.616 B	43.576	46.877	36.163					
13	47'25.920 B	...	47.567	34.041					
14	2'30.406 B	1'14.101	44.279	32.026					
27 Abx DANIELSSON SWE COMTEC									
1	9'48.124	8'25.738	51.338	31.048					
2	1'43.601	36.758	39.314	27.529					
3	1'42.008	35.853	38.901	27.254					
4	1'42.552	36.271	38.886	27.395					
5	1'46.096	37.510	39.386	29.200					
6	1'53.189 B	35.923	38.747	38.519					
7	1:18'08.62 B	...	45.019	42.650					
8	5'30.428	4'16.798	41.978	31.652					
9	1'43.572	36.592	39.229	27.751					
10	1'57.127 B	41.563	44.377	31.187					
28 Jaap VAN LAGEN NED COMTEC									
1	1'643.241	...	41.991	29.450					
2	1'54.022 B	36.985	40.431	36.606					
3	9'56.946	8'15.334	1'13.199	28.413					
4	1'44.143	36.636	39.492	28.015					
5	1'43.361	36.439	39.167	27.755					
6	1'44.672	36.677	39.203	28.792					
7	1'50.746	36.480	45.224	29.042					
8	1'47.528	38.430	40.652	28.446					
9	1'44.970	37.045	39.809	28.116					
10	1'43.729	36.813	39.047	27.869					
11	1'43.567	36.409	39.295	27.863					
12	1'42.907	36.056	38.805	28.046					
13	1'45.138	36.855	39.105	29.178					
14	1'52.255	38.262	43.946	30.047					
15	1'57.406	40.588	45.516	31.302					
29 Gregory FRANCHI BEL PREMA POWERTEAM									
1	2'51.191	1'39.706	42.774	28.711					
2	1'46.330	37.585	40.631	28.114					
3	1'44.622	37.107	39.583	27.932					
4	1'43.479	36.632	39.188	27.659					
5	1'58.433 B	39.226	43.394	35.813					
6	8'43.685 B	7'23.610	44.335	35.740					
7	8'25.599	7'16.099	41.228	28.272					
8	1'47.445	37.180	40.935	29.330					
9	1'43.317	36.411	39.047	27.859					
10	1'55.182 B	36.516	41.172	37.494					
11	36'10.766 B	...	51.529	37.199					
12	3'22.824 B	2'06.038	45.080	31.706					
13	3'05.878 B	1'52.460	42.228	31.190					
14	3'10.197 B	1'54.457	45.735	30.005					
15	23'59.801	...	44.549	29.049					
16	1'45.574	37.544	39.923	28.107					
17	1'45.773	36.858	40.445	28.470					
18	2'02.816 B	39.927	46.960	35.929					
30 Christian MONTANARI SMR PREMA POWERTEAM									
1	7'51.575	6'34.215	46.235	31.125					
2	1'45.099	37.461	39.946	27.692					
3	1'42.915	36.297	38.939	27.679					
4	1'42.370	36.056	38.913	27.401					
5	1'42.167	35.875	38.866	27.426					
6	1'50.087	36.344	38.903	34.840					
7	1'53.824 B	37.119	39.239	37.466					
8	10'38.735	9'28.537	40.272	29.926					
9	1'43.197	36.875	38.927	27.395					
10	1'44.652	36.054	39.431	29.167					
11	2'00.363 B	38.414	45.382	36.567					
12	6'57.251 B	5'22.766	49.286	45.199					
13	1:01'31.59	...	43.083	30.541					



Computerised results and timing service

ROUND 3: TURKEY WORLD SERIES COLLECTIVE TEST 2

Chronological Analysis of Performances

B Crossing the finish line in pit lane
S1 Time from finish line to 1st intermedia
S2 Time from 1st intermediate to 2nd intermediate
S3 Time from 2nd intermediate to finish line

Lap	Lap Time	S1	S2	S3	Lap	Lap Time	S1	S2	S3
14	1'50.429	37.388	44.119	28.922					
15	1'53.145 B	37.833	41.759	33.553					

31 Jérôme D'AMBROSIO BEL TECH 1 RACING

1	2'44.543	1'31.428	43.728	29.387
2	1'47.642	37.887	41.046	28.709
3	1'46.032	37.387	40.099	28.546
4	1'45.646	37.324	39.789	28.533
5	1'49.711	37.304	39.883	32.524
6	1'44.779	36.907	39.624	28.248
7	1'44.733	36.841	39.746	28.146
8	1'44.630	37.284	39.203	28.143
9	1'51.384 B	36.655	40.075	34.654
10	1'404.142	...	40.089	28.289
11	1'52.036 B	37.049	40.559	34.428
12	57'10.059 B	...	43.382	31.785
13	2'26.849	1'17.956	40.507	28.386
14	1'45.079	37.337	39.643	28.099
15	1'44.471	36.878	39.528	28.065
16	1'43.959	36.868	39.167	27.924
17	1'47.024	37.531	41.095	28.398
18	1'44.066	36.779	39.302	27.985
19	1'47.567 B	36.779	40.194	30.594

32 Ryo FUKUDA JPN TECH 1 RACING

1	5'07.169	3'55.738	42.554	28.877
2	1'46.160	37.263	40.770	28.127
3	1'43.959	36.523	39.656	27.780
4	1'43.786	36.473	39.455	27.858
5	1'43.827	36.403	39.554	27.870
6	2'20.435 B	37.340	1'09.092	34.003
7	1'424.662	...	41.626	27.993
8	1'45.427	37.251	40.178	27.998
9	1'44.145	36.758	39.658	27.729
10	1'58.881 B	37.820	41.830	39.231
11	41'15.604 B	...	43.869	34.423
12	2'28.746 B	1'12.383	43.633	32.730
13	27'55.671	...	50.608	30.157
14	2'23.588 B	46.097	54.318	43.173



Computerised results and timing service

ROUND 3: TURKEY WORLD SERIES COLLECTIVE TEST 3 Classification

Driver	Nation	ASN	Team	Time	Lap	Total	Gap	Kph	
1	3	Pastor MALDONADO	VEN VEN DRACO MULTIRACING USA	1'40.372	14	19	-	-	191.5
2	25	Borja GARCIA	ESP ESP RC MOTORSPORT	1'40.482	16	23	+0.110	+0.110	191.2
3	16	Alvaro PARENTE	POR POR VICTORY ENGINEERING	1'40.887	10	21	+0.515	+0.405	190.5
4	27	Alex DANIELSSON	SWE SWE COMTEC	1'40.951	13	20	+0.579	+0.064	190.4
5	2	Davide VALSECCHI	ITA ITA EPSILON EUSKADI	1'41.014	19	21	+0.642	+0.063	190.2
6	8	Colin FLEMING	USA USA CARLIN MOTORSPORT	1'41.050	16	21	+0.678	+0.036	190.2
7	18	Hayanari SHIMODA	JPN JPN VICTORY ENGINEERING	1'41.056	19	21	+0.684	+0.006	190.2
8	22	Andy SOUCEK	ESP ESP INTERWETTEN.COM	1'41.139	13	19	+0.767	+0.083	190.0
9	5	Robbie KERR	GBR GBR KTR	1'41.203	16	23	+0.831	+0.064	189.9
10	10	James ROSSITER	GBR GBR PONS RACING	1'41.293	17	22	+0.921	+0.090	189.7
11	21	Eric SALIGNON	FRA FRA INTERWETTEN.COM	1'41.380	18	20	+1.008	+0.087	189.6
12	23	Enrico TOCCACELO	ITA ITA EUROINTERNATIONAL	1'41.402	14	20	+1.030	+0.022	189.5
13	20	Patrick PILET	FRA FRA GD RACING	1'41.448	20	21	+1.076	+0.046	189.4
14	7	Michael ALESHIN	RUS RUS CARLIN MOTORSPORT	1'41.469	15	23	+1.097	+0.021	189.4
15	6	Sean McINTOSH	CAN CAN KTR	1'41.490	17	22	+1.118	+0.021	189.3
16	11	Ben HANLEY	GBR GBR CRAM COMPETITION	1'41.503	14	20	+1.131	+0.013	189.3
17	4	Tomas KOSTKA	CZE CZE DRACO MULTIRACING USA	1'41.538	18	22	+1.166	+0.035	189.3
18	30	Christian MONTANARI	SMR SMR PREMA POWERTEAM	1'41.619	9	20	+1.247	+0.081	189.1
19	14	Alvaro BARBA	ESP ESP JENZER MOTORSPORT	1'41.660	14	22	+1.288	+0.041	189.0
20	12	Milos PAVLOVIC	SCG ITA CRAM COMPETITION	1'41.815	14	20	+1.443	+0.155	188.7
21	26	Bruce JOUANNY	FRA FRA RC MOTORSPORT	1'41.921	11	24	+1.549	+0.106	188.5
22	1	Steven KANE	GBR GBR EPSILON EUSKADI	1'41.984	15	20	+1.612	+0.063	188.4
23	29	Gregory FRANCHI	BEL BEL PREMA POWERTEAM	1'42.023	15	16	+1.651	+0.039	188.4
24	9	Celso MIGUEZ	ESP ESP PONS RACING	1'42.139	16	23	+1.767	+0.116	188.1
25	19	Matteo MENEGHELLO	ITA ITA GD RACING	1'42.326	19	19	+1.954	+0.187	187.8
26	15	Alessandro BONETTI	ITA ITA JENZER MOTORSPORT	1'42.693	23	23	+2.321	+0.367	187.1
27	32	Ryo FUKUDA	JPN FRA TECH 1 RACING	1'42.779	15	19	+2.407	+0.086	187.0
28	31	Jerôme D'AMBROSIO	BEL BEL TECH 1 RACING	1'42.888	12	20	+2.516	+0.109	186.8
29	24	Jason TAHINCI	TUR TUR EUROINTERNATIONAL	1'43.256	17	21	+2.884	+0.368	186.1
30	28	Jaap VAN LAGEN	NED NED COMTEC						

Fastest Lap	Lap 14	Pastor MALDONADO	1'40.372	191.5 Kph
Circuit Record Lap		NEW TRACK		Kph
Circuit Best Lap	16/06/2006	Pastor MALDONADO	1'40.372	191.5 Kph

The results are provisional until the end of the limit for protest and appeals

The limit for protest expires 30' at the latest after publication of the results - Time:

Race Director:	Steward:	Timekeeper:
-----------------------	-----------------	--------------------



Computerised results and timing service

**ROUND 3: TURKEY
WORLD SERIES
COLLECTIVE TEST 3
Best Partial Times**
IT Ideal Lap Time, sum of the best partial times
BT Best Lap Time

S1		S2		S3				IT	BT		
Pos	Driver	Time	Driver	Time	Driver	Time	Pos Driver				
1	A.SOUCEK	35.386	B.GARCIA	37.876	D.VALSECCHI	27.028	1	P.MALDONADO	1'40.333	1'40.372	(1)
2	P.MALDONADO	35.394	P.MALDONADO	37.894	B.GARCIA	27.033	2	B.GARCIA	1'40.376	1'40.482	(2)
3	A.DANIELSSON	35.433	A.DANIELSSON	38.029	P.MALDONADO	27.045	3	A.DANIELSSON	1'40.764	1'40.951	(4)
4	B.GARCIA	35.467	H.SHIMODA	38.064	C.FLEMING	27.057	4	A.PARENTE	1'40.784	1'40.887	(3)
5	A.PARENTE	35.467	A.PARENTE	38.092	B.HANLEY	27.081	5	C.FLEMING	1'40.862	1'41.050	(6)
6	T.KOSTKA	35.469	R.KERR	38.101	M.PAVLOVIC	27.099	6	A.SOUCEK	1'40.919	1'41.139	(8)
7	C.FLEMING	35.522	S.McINTOSH	38.223	M.ALESHIN	27.146	7	H.SHIMODA	1'41.009	1'41.056	(7)
8	J.ROSSITER	35.585	A.SOUCEK	38.277	E.TOCCACELO	27.166	8	D.VALSECCHI	1'41.014	1'41.014	(5)
9	D.VALSECCHI	35.626	E.SALIGNON	38.280	A.BARBA	27.182	9	J.ROSSITER	1'41.136	1'41.293	(10)
10	E.TOCCACELO	35.633	C.FLEMING	38.283	E.SALIGNON	27.197	10	E.SALIGNON	1'41.171	1'41.380	(11)
11	H.SHIMODA	35.671	A.BARBA	38.309	R.KERR	27.208	11	E.TOCCACELO	1'41.196	1'41.402	(12)
12	B.HANLEY	35.693	P.PILET	38.329	J.ROSSITER	27.212	12	R.KERR	1'41.199	1'41.203	(9)
13	E.SALIGNON	35.694	J.ROSSITER	38.339	C.MONTANARI	27.223	13	M.ALESHIN	1'41.228	1'41.469	(14)
14	M.ALESHIN	35.712	C.MONTANARI	38.341	A.PARENTE	27.225	14	C.MONTANARI	1'41.325	1'41.619	(18)
15	C.MONTANARI	35.761	D.VALSECCHI	38.360	S.KANE	27.235	15	B.HANLEY	1'41.355	1'41.503	(16)
16	B.JOUANNY	35.811	M.ALESHIN	38.370	T.KOSTKA	27.248	16	A.BARBA	1'41.361	1'41.660	(19)
17	G.FRANCHI	35.857	E.TOCCACELO	38.397	P.PILET	27.254	17	S.McINTOSH	1'41.436	1'41.490	(15)
18	C.MIGUEZ	35.860	M.PAVLOVIC	38.479	A.SOUCEK	27.256	18	T.KOSTKA	1'41.443	1'41.538	(17)
19	S.McINTOSH	35.861	S.KANE	38.516	H.SHIMODA	27.274	19	P.PILET	1'41.448	1'41.448	(13)
20	P.PILET	35.865	B.HANLEY	38.581	B.JOUANNY	27.289	20	B.JOUANNY	1'41.697	1'41.921	(21)
21	A.BARBA	35.870	G.FRANCHI	38.581	A.DANIELSSON	27.302	21	M.PAVLOVIC	1'41.730	1'41.815	(20)
22	R.KERR	35.890	B.JOUANNY	38.597	A.BONETTI	27.310	22	G.FRANCHI	1'41.801	1'42.023	(23)
23	M.MENEGHELLO	36.005	T.KOSTKA	38.726	C.MIGUEZ	27.336	23	S.KANE	1'41.813	1'41.984	(22)
24	R.FUKUDA	36.046	M.MENEGHELLO	38.745	S.McINTOSH	27.352	24	C.MIGUEZ	1'42.003	1'42.139	(24)
25	S.KANE	36.062	A.BONETTI	38.777	G.FRANCHI	27.363	25	M.MENEGHELLO	1'42.286	1'42.326	(25)
26	J.D'AMBROSIO	36.111	C.MIGUEZ	38.807	R.FUKUDA	27.382	26	A.BONETTI	1'42.332	1'42.693	(26)
27	M.PAVLOVIC	36.152	R.FUKUDA	38.962	J.TAHINCI	27.436	27	R.FUKUDA	1'42.390	1'42.779	(27)
28	A.BONETTI	36.245	J.D'AMBROSIO	39.045	J.D'AMBROSIO	27.496	28	J.D'AMBROSIO	1'42.652	1'42.888	(28)
29	J.TAHINCI	36.317	J.TAHINCI	39.216	M.MENEGHELLO	27.536	29	J.TAHINCI	1'42.969	1'43.256	(29)



**RENAULT
SPORT**


world series
by RENAULT

 world
series



ISTANBUL

5338 m.

Computerised results and timing service

**ROUND 3: TURKEY
WORLD SERIES
COLLECTIVE TEST 3
Fastest Laps Sequence**

Practice Time	Driver	Nation	Time	Kph	Driver's Lap
6'13.954	20 Patrick PILET	FRA	1'54.066	168.5	3
6'15.100	1 Steven KANE	GBR	1'48.083	177.8	3
6'37.883	27 Abx DANIELSSON	SWE	1'43.389	185.9	3
7'12.798	3 Pastor MALDONADO	VEN	1'42.623	187.3	4
7'27.513	8 Colin FLEMING	USA	1'42.023	188.4	4
8'54.326	3 Pastor MALDONADO	VEN	1'41.528	189.3	5
10'35.360	3 Pastor MALDONADO	VEN	1'41.034	190.2	6
15'46.009	25 Borja GARCIA	ESP	1'41.024	190.2	7
17'26.754	25 Borja GARCIA	ESP	1'40.745	190.7	8
32'29.499	25 Borja GARCIA	ESP	1'40.624	191.0	14
35'50.855	25 Borja GARCIA	ESP	1'40.482	191.2	16
42'53.480	3 Pastor MALDONADO	VEN	1'40.372	191.5	14



Computerised results and timing service

ROUND 3: TURKEY WORLD SERIES COLLECTIVE TEST 3

Chronological Analysis of Performances

B Crossing the finish line in pit lane
S1 Time from finish line to 1st intermedia
S2 Time from 1st intermediate to 2nd intermediate
S3 Time from 2nd intermediate to finish line

Lap	Lap Time	S1	S2	S3	Lap	Lap Time	S1	S2	S3
1 Steven KANE GBR EPSILON EUSKADI					3 Pastor MALDONADO VEN DRACO MULTIRACING USA				
1	2'17.248	1'01.546	44.648	31.054	1	1'57.428	46.608	42.063	28.757
2	2'09.769	37.289	41.760	50.720	2	1'46.048	37.479	39.401	29.168
3	1'48.083	37.944	40.817	29.322	3	1'46.699	36.462	42.485	27.752
4	1'44.574	36.655	38.951	28.968	4	1'42.623	35.891	39.188	27.544
5	1'42.339	36.234	38.793	27.312	5	1'41.528	35.764	38.556	27.208
6	1'42.044	36.109	38.700	27.235	6	1'41.034	35.674	38.235	27.125
7	1'42.918	36.222	39.006	27.690	7	2'01.480	36.200	45.468	39.812
8	1'50.428 B	37.850	41.859	30.719	8	1'45.566 B	35.725	39.260	30.581
9	8'10.842	7'02.687	40.076	28.079	9	11'59.834	...	41.062	30.204
10	1'50.655	40.698	40.128	29.829	10	1'43.407	36.399	38.514	28.494
11	1'42.789	36.700	38.752	27.337	11	1'47.282 B	35.909	39.629	31.744
12	1'45.927	38.557	39.625	27.745	12	9'38.720	8'26.426	44.685	27.609
13	1'53.464 B	36.555	43.315	33.594	13	1'41.459	35.962	38.396	27.101
14	8'02.057	6'53.626	40.564	27.867	14	1'40.372	35.398	37.929	27.045
15	1'41.984	36.062	38.643	27.279	15	1'51.449	36.640	47.514	27.295
16	1'53.687 B	42.959	39.530	31.198	16	1'40.406	35.394	37.894	27.118
17	5'04.005	3'54.179	41.423	28.403	17	1'45.557 B	35.539	38.117	31.901
18	1'42.386	36.164	38.930	27.292	18	6'06.748	4'51.703	45.428	29.617
19	1'42.068	36.102	38.516	27.450	19	1'46.477 B	35.861	39.807	30.809
20	1'56.674 B	36.145	38.831	41.698					
2 Davide VALSECCHI ITA EPSILON EUSKADI					4 Tomas KOSTKA CZE DRACO MULTIRACING USA				
1	2'53.061	1'37.618	44.880	30.563	1	1'59.846	48.801	42.126	28.919
2	2'11.102	40.756	48.904	41.442	2	1'46.704	37.487	41.033	28.184
3	1'48.185	38.741	41.672	27.772	3	1'45.490	37.635	39.952	27.903
4	1'47.459	37.301	39.964	30.194	4	1'44.290	36.442	39.852	27.996
5	1'43.160	36.561	39.300	27.299	5	1'44.341	36.988	39.775	27.578
6	1'41.845	36.021	38.524	27.300	6	1'43.081	36.207	39.386	27.488
7	1'41.917	36.106	38.662	27.149	7	1'42.513	35.964	39.214	27.335
8	1'43.009	36.325	39.316	27.368	8	1'46.551 B	36.137	39.221	31.193
9	1'45.503 B	36.034	39.007	30.462	9	8'15.589	6'58.088	47.739	29.762
10	11'57.641	...	40.254	31.121	10	1'43.750	36.147	40.166	27.437
11	1'43.648	36.416	38.905	28.327	11	1'41.958	35.568	38.956	27.434
12	1'46.047	36.027	39.454	30.566	12	1'42.002	35.609	39.103	27.290
13	1'41.966	35.988	38.635	27.343	13	1'56.635	39.800	49.007	27.828
14	1'52.013	39.608	44.739	27.666	14	1'41.666	35.552	38.845	27.269
15	1'41.752	35.993	38.451	27.308	15	1'48.150 B	38.673	39.514	29.963
16	1'47.087 B	36.722	40.360	30.005	16	8'22.976	7'10.771	43.884	28.321
17	6'19.817	5'09.219	41.030	29.568	17	1'43.264	36.618	39.398	27.248
18	1'46.752	35.879	38.404	32.469	18	1'41.538	35.472	38.726	27.340
19	1'41.014	35.626	38.360	27.028	19	1'51.060	39.793	43.890	27.377
20	1'48.956	36.412	43.411	29.133	20	1'41.606	35.469	38.749	27.388
21	1'54.649 B	35.688	44.635	34.326	21	3'23.291 B	1'55.206	48.217	39.868
					22	3'48.110 B	2'20.731	50.416	36.963



Computerised results and timing service

ROUND 3: TURKEY WORLD SERIES COLLECTIVE TEST 3

Chronological Analysis of Performances

B Crossing the finish line in pit lane
S1 Time from finish line to 1st intermedia
S2 Time from 1st intermediate to 2nd intermediate
S3 Time from 2nd intermediate to finish line

Lap	Lap Time	S1	S2	S3	Lap	Lap Time	S1	S2	S3
5 Robbie KERR GBR KTR					21 2'01.344 36.056 49.108 36.180				
1 2'56.145 1'43.329 43.136 29.680					22 1'46.594 37.048 38.855 30.691				
2 2'15.121 40.151 57.010 37.960					7 Michael ALESHIN RUS CARLIN MOTORSPORT				
3 1'44.377 36.967 39.500 27.910					1 3'00.160 1'49.560 41.741 28.859				
4 1'44.569 36.733 39.047 28.789					2 2'14.336 42.315 54.132 37.889				
5 1'43.550 36.684 39.278 27.588					3 1'44.383 36.899 39.608 27.876				
6 1'42.435 36.184 38.717 27.534					4 1'43.156 36.377 39.295 27.484				
7 1'42.475 36.110 38.659 27.706					5 1'46.974 36.124 38.692 32.158				
8 1'42.401 36.191 38.649 27.561					6 1'42.617 36.350 38.788 27.479				
9 1'42.785 36.405 38.779 27.601					7 1'42.172 35.968 38.643 27.561				
10 1'47.196 B 37.473 39.165 30.558					8 1'42.067 36.080 38.542 27.445				
11 7'08.308 5'53.771 45.759 28.778					9 1'41.641 35.715 38.584 27.342				
12 2'00.542 39.062 47.347 34.133					10 1'57.719 40.636 40.985 36.098				
13 1'42.354 36.361 38.453 27.540					11 1'49.783 B 36.092 39.442 34.249				
14 1'49.722 36.667 40.846 32.209					12 7'55.672 6'36.273 46.922 32.477				
15 1'41.933 36.008 38.365 27.560					13 1'43.970 36.550 38.953 28.467				
16 1'41.203 35.894 38.101 27.208					14 1'41.928 35.877 38.533 27.518				
17 1'48.043 B 35.944 39.305 32.794					15 1'41.469 35.712 38.611 27.146				
18 7'36.008 6'28.774 39.520 27.714					16 1'41.777 35.880 38.370 27.527				
19 1'41.982 35.976 38.509 27.497					17 1'41.999 35.857 38.599 27.543				
20 1'41.881 35.890 38.489 27.502					18 1'47.405 B 36.050 41.184 30.171				
21 2'00.283 B 45.769 43.137 31.377					19 5'55.369 4'48.366 39.080 27.923				
22 4'29.737 3'15.780 43.679 30.278					20 1'44.189 36.259 38.675 29.255				
23 1'41.829 36.165 38.314 27.350					21 1'42.089 35.924 38.746 27.419				
6 Sean McINTOSH CAN KTR					22 1'45.818 36.700 41.468 27.650				
1 2'47.194 1'26.525 42.716 37.953					23 1'48.361 B 35.779 38.503 34.079				
2 2'12.630 38.625 40.767 53.238					8 Colin FLEMING USA CARLIN MOTORSPORT				
3 1'45.590 37.900 39.823 27.867					1 2'02.856 50.138 42.233 30.485				
4 1'44.870 36.768 40.120 27.982					2 1'51.535 36.374 40.659 34.502				
5 1'43.322 36.779 38.954 27.589					3 1'51.099 39.589 43.890 27.620				
6 1'46.044 B 36.385 38.942 30.717					4 1'42.023 36.035 38.691 27.297				
7 4'13.913 3'06.129 39.800 27.984					5 1'45.924 35.883 42.696 27.345				
8 1'42.228 36.125 38.580 27.523					6 1'42.220 36.172 38.786 27.262				
9 1'41.700 35.996 38.305 27.399					7 1'42.130 36.090 38.490 27.550				
10 2'55.790 1'48.934 39.380 27.476					8 1'42.134 36.007 38.712 27.415				
11 1'42.533 36.321 38.816 27.396					9 1'44.219 B 35.977 38.668 29.574				
12 1'41.764 35.861 38.549 27.354					10 5'28.864 4'22.103 39.247 27.514				
13 1'41.793 35.891 38.505 27.397					11 1'42.473 35.994 39.064 27.415				
14 1'50.375 B 37.121 41.648 31.606					12 1'47.625 36.535 40.835 30.255				
15 7'40.623 6'25.676 47.054 27.893					13 1'44.504 B 36.273 38.848 29.383				
16 1'41.922 35.998 38.572 27.352					14 9'36.120 8'27.868 40.638 27.614				
17 1'41.490 35.878 38.223 27.389					15 1'41.577 36.025 38.417 27.135				
18 1'50.222 38.479 40.406 31.337					16 1'41.050 35.522 38.344 27.184				
19 1'46.436 B 37.490 38.799 30.147					17 1'41.332 35.681 38.547 27.104				
20 7'40.276 6'33.625 39.399 27.252									



Computerised results and timing service

ROUND 3: TURKEY WORLD SERIES COLLECTIVE TEST 3 Chronological Analysis of Performances

B Crossing the finish line in pit lane
S1 Time from finish line to 1st intermediate
S2 Time from 1st intermediate to 2nd intermediate
S3 Time from 2nd intermediate to finish line

Lap	Lap Time	S1	S2	S3	Lap	Lap Time	S1	S2	S3
18	1'54.513	41.277	45.867	27.369	16	1'42.025	35.585	39.171	27.269
19	1'41.095	35.719	38.319	27.057	17	1'41.293	35.713	38.368	27.212
20	1'42.263	36.467	38.611	27.185	18	1'50.016 B	39.264	38.806	31.946
21	1'43.858 B	35.706	38.283	29.869	19	5'13.714	3'59.683	42.884	31.147
					20	1'47.610	36.801	38.878	31.931
					21	1'55.151	37.903	45.737	31.511
					22	2'19.702 B	44.191	50.569	44.942

9 Celso MIGUEZ ESP
PONS RACING

1	2'31.899	1'20.096	42.114	29.689
2	2'11.723	37.068	42.659	51.996
3	1'52.597	43.899	40.605	28.093
4	1'46.230	36.530	40.303	29.397
5	1'42.463	36.174	38.904	27.385
6	1'45.975	37.236	39.277	29.462
7	1'42.475	36.200	38.894	27.381
8	1'46.209	36.401	38.888	30.920
9	1'47.589	40.509	39.528	27.552
10	1'42.405	36.095	38.844	27.466
11	2'13.440 B	38.321	40.695	54.424
12	1'13.631	9'56.179	45.261	32.191
13	1'45.225	37.144	39.447	28.634
14	1'52.231	45.889	38.945	27.397
15	1'42.364	36.172	38.807	27.385
16	1'42.139	35.860	38.846	27.433
17	1'42.425	36.207	38.882	27.336
18	1'42.565	36.173	38.994	27.398
19	1'42.516	36.001	39.019	27.496
20	1'55.922 B	38.922	43.935	33.065
21	6'43.767	5'28.289	44.402	31.076
22	1'46.920	37.369	41.774	27.777
23	1'42.656	36.133	38.978	27.545

11 Ben HANLEY GBR
CRAM COMPETITION

1	4'09.199	2'45.215	47.376	36.608
2	1'53.582	41.388	44.226	27.968
3	1'43.544	36.432	39.496	27.616
4	1'48.733	36.380	44.871	27.482
5	1'42.442	36.264	39.005	27.173
6	1'44.473 B	36.131	38.938	29.404
7	9'20.437	7'57.968	54.001	28.468
8	1'42.774	36.276	38.986	27.512
9	2'05.512	35.925	59.310	30.277
10	1'43.083	36.584	39.161	27.338
11	1'44.624	35.826	41.323	27.475
12	1'42.277	35.982	38.915	27.380
13	1'41.977	35.851	38.919	27.207
14	1'41.503	35.841	38.581	27.081
15	1'41.538	35.761	38.585	27.192
16	1'50.266 B	36.970	43.419	29.877
17	12'23.794	...	40.236	27.582
18	1'45.830	35.877	39.148	30.805
19	1'48.810	36.602	41.921	30.287
20	1'41.916	35.693	38.891	27.332

10 James ROSSITER GBR
PONS RACING

1	2'10.789 B	51.845	42.559	36.385
2	5'10.028	3'59.772	41.135	29.121
3	1'43.183	36.422	39.268	27.493
4	1'45.844	36.433	38.741	30.670
5	1'42.887	36.030	38.414	28.443
6	1'54.438 B	37.579	43.547	33.312
7	5'01.790	3'54.479	39.580	27.731
8	1'41.775	36.074	38.339	27.362
9	1'41.723	35.999	38.452	27.272
10	1'41.598	35.801	38.375	27.422
11	1'54.054 B	42.209	39.411	32.434
12	7'30.330	6'18.599	42.745	28.986
13	1'44.147	36.355	39.851	27.941
14	1'42.056	35.774	39.006	27.276
15	1'47.139	36.150	38.671	32.318

12 Milos PAVLOVIC SCG
CRAM COMPETITION

1	3'48.153	2'36.421	41.579	30.153
2	1'49.587	37.799	43.320	28.468
3	1'45.497	37.833	39.714	27.950
4	1'44.669	37.256	39.711	27.702
5	1'43.154	36.703	38.999	27.452
6	1'43.463	36.418	39.004	28.041
7	1'43.227	36.713	39.004	27.510
8	1'44.797 B	36.513	38.810	29.474
9	8'26.940	7'18.216	40.665	28.059
10	1'49.250	36.476	39.745	33.029
11	1'45.396	36.400	39.014	29.982
12	1'41.981	36.176	38.520	27.285
13	1'50.029	37.545	43.646	28.838
14	1'41.815	36.185	38.531	27.099
15	1'41.901	36.152	38.479	27.270



Computerised results and timing service

ROUND 3: TURKEY WORLD SERIES COLLECTIVE TEST 3

Chronological Analysis of Performances

B Crossing the finish line in pit lane
S1 Time from finish line to 1st intermedia
S2 Time from 1st intermediate to 2nd intermediate
S3 Time from 2nd intermediate to finish line

Lap	Lap Time	S1	S2	S3	Lap	Lap Time	S1	S2	S3
16	2'05.608 B	50.066	43.215	32.327	16	1'45.658	37.491	40.191	27.976
17	1'247.994	...	40.264	28.657	17	1'43.540	36.574	39.177	27.789
18	1'43.138	36.853	38.886	27.399	18	1'56.298 B	36.552	44.502	35.244
19	1'50.828	37.471	40.445	32.912	19	7'54.032	6'46.657	39.686	27.689
20	1'46.459	39.597	39.499	27.363	20	1'43.743	36.898	39.056	27.789
					21	1'45.891	36.513	39.346	30.032
					22	1'51.690	37.735	44.524	29.431
					23	1'42.693	36.548	38.835	27.310

14 **Alvaro BARBA** ESP
JENZER MOTORSPORT

1	2'27.855	1'13.276	45.517	29.062
2	2'11.373	37.911	42.540	50.922
3	1'53.964	45.574	40.419	27.971
4	1'44.325	36.850	39.872	27.603
5	1'47.522 B	36.720	39.795	31.007
6	5'15.628	4'06.365	41.043	28.220
7	1'43.889	36.814	39.535	27.540
8	1'42.683	36.365	38.677	27.641
9	1'42.287	36.240	38.575	27.472
10	1'51.596 B	37.157	42.497	31.942
11	6'20.361	5'08.932	43.276	28.153
12	1'43.227	36.608	39.268	27.351
13	1'42.146	36.173	38.713	27.260
14	1'41.660	35.870	38.477	27.313
15	1'41.661	35.921	38.309	27.431
16	2'04.983 B	36.167	56.135	32.681
17	9'16.978	8'09.128	40.301	27.549
18	1'41.695	36.019	38.494	27.182
19	1'47.756	35.993	44.242	27.521
20	1'42.145	36.090	38.482	27.573
21	2'11.586	42.284	56.558	32.744
22	1'42.091	36.441	38.383	27.267

15 **Alessandro BONETTI** ITA
JENZER MOTORSPORT

1	2'29.413	1'17.232	43.056	29.125
2	2'11.875	37.173	41.891	52.811
3	1'53.074	44.887	40.206	27.981
4	1'43.975	36.824	39.437	27.714
5	1'45.402	37.706	39.804	27.892
6	1'44.302	37.057	39.363	27.882
7	1'44.253	36.661	39.814	27.778
8	1'43.897	36.667	39.223	28.007
9	1'52.585 B	36.492	39.547	36.546
10	9'50.610	8'40.654	41.659	28.297
11	1'45.409	37.230	40.212	27.967
12	1'43.523	36.643	39.186	27.694
13	1'43.133	36.335	39.116	27.682
14	1'43.316	36.406	39.262	27.648
15	1'42.758	36.245	38.777	27.736

16 **Alvaro PARENTE** POR
VICTORY ENGINEERING

1	2'36.427	1'24.821	42.175	29.431
2	2'09.139	37.277	47.566	44.296
3	1'51.337	44.001	39.661	27.675
4	1'43.150	36.233	39.327	27.590
5	1'42.096	35.988	38.769	27.339
6	1'58.181 B	41.862	43.267	33.052
7	6'18.804	5'04.316	44.643	29.845
8	1'42.394	36.209	38.647	27.538
9	1'41.625	35.834	38.504	27.287
10	1'40.887	35.495	38.167	27.225
11	1'47.237 B	35.467	38.092	33.678
12	9'01.663	7'44.658	45.221	31.784
13	1'41.699	36.069	38.378	27.252
14	1'48.106	35.996	42.249	29.861
15	1'41.246	35.675	38.332	27.239
16	2'31.176 B	1'20.098	40.038	31.040
17	6'15.779	5'03.307	41.213	31.259
18	1'41.627	36.070	38.270	27.287
19	1'52.336	39.840	42.227	30.269
20	2'03.718	40.854	47.663	35.201
21	1'45.747	39.076	39.445	27.226

18 **Hayanari SHIMODA** JPN
VICTORY ENGINEERING

1	3'03.485	1'46.228	44.035	33.222
2	2'14.456	42.997	52.029	39.430
3	1'58.008	37.575	50.789	29.644
4	1'47.023	38.289	39.575	29.159
5	1'42.920	36.342	38.831	27.747
6	1'42.320	36.026	38.620	27.674
7	1'47.341	36.073	42.632	28.636
8	1'43.799	36.861	39.092	27.846
9	1'45.617 B	35.852	38.544	31.221
10	11'59.673	...	42.940	28.762
11	1'43.408	36.481	39.228	27.699
12	1'42.263	36.317	38.476	27.470
13	1'41.931	36.060	38.421	27.450



Computerised results and timing service

ROUND 3: TURKEY WORLD SERIES COLLECTIVE TEST 3 Chronological Analysis of Performances

B Crossing the finish line in pit lane
S1 Time from finish line to 1st intermedia
S2 Time from 1st intermediate to 2nd intermediate
S3 Time from 2nd intermediate to finish line

Lap	Lap Time	S1	S2	S3	Lap	Lap Time	S1	S2	S3
14	1'45.337 B	36.071	38.256	31.010	16	6'04.602	4'51.415	41.043	32.144
15	5'23.070	4'09.523	44.318	29.229	17	1'48.998	36.322	44.709	27.967
16	1'45.426	38.596	39.230	27.600	18	1'46.349	36.012	42.719	27.618
17	1'41.095	35.757	38.064	27.274	19	1'41.989	36.240	38.476	27.273
18	1'41.397	35.671	38.293	27.433	20	1'41.448	35.865	38.329	27.254
19	1'41.056	35.674	38.105	27.277	21	5'40.831 B	36.063	4'30.327	34.441
20	1'46.398	38.064	40.823	27.511					
21	1'51.372 B	35.686	38.113	37.573					

19 Matteo MENEGHELLO ITA GD RACING

1	2'23.002	1'09.989	42.224	30.789
2	2'11.290	37.083	41.691	52.516
3	1'53.364	45.161	39.906	28.297
4	1'43.744	36.659	39.288	27.797
5	1'43.183	36.297	39.154	27.732
6	1'42.712	36.066	39.013	27.633
7	1'42.747	36.005	39.064	27.678
8	1'45.504 B	36.153	39.130	30.221
9	1'223.261 B	...	42.630	30.531
10	6'02.404	4'54.387	40.180	27.837
11	1'43.181	36.440	39.119	27.622
12	1'43.101	36.172	39.154	27.775
13	1'42.925	36.214	38.974	27.737
14	1'46.709 B	36.368	39.593	30.748
15	9'03.867	7'50.976	43.388	29.503
16	1'44.036	36.853	39.508	27.675
17	1'58.272	36.286	50.347	31.639
18	1'45.431	37.635	40.132	27.664
19	1'42.326	36.045	38.745	27.536

20 Patrick PILET FRA GD RACING

1	2'14.613	1'01.999	42.515	30.099
2	2'05.275	37.354	42.612	45.309
3	1'54.066	43.369	40.479	30.218
4	1'43.305	36.801	38.915	27.589
5	1'42.917	36.603	38.774	27.540
6	1'44.878 B	36.202	38.806	29.870
7	7'46.870	6'38.564	39.462	28.844
8	1'43.015	36.396	38.950	27.669
9	1'42.608	36.087	38.872	27.649
10	1'42.950	36.713	38.686	27.551
11	1'44.369 B	36.225	38.675	29.469
12	4'53.392	3'44.007	40.838	28.547
13	1'45.903	36.160	38.472	31.271
14	1'42.034	36.236	38.418	27.380
15	1'47.712 B	36.790	39.348	31.574

21 Eric SALIGNON FRA INTERWETTEN.COM

1	2'14.274 B	58.588	44.113	31.573
2	3'05.917 B	1'33.755	51.266	40.896
3	2'21.758	1'13.008	40.285	28.465
4	1'43.796	36.743	39.330	27.723
5	1'42.661	36.125	39.080	27.456
6	1'42.446	36.037	38.828	27.581
7	1'45.469	35.994	40.914	28.561
8	1'42.177	35.915	38.721	27.541
9	1'46.332 B	36.887	40.154	29.291
10	12'35.137	...	39.893	27.803
11	1'42.073	36.097	38.661	27.315
12	1'41.914	35.994	38.572	27.348
13	1'49.283	38.337	40.465	30.481
14	1'41.744	35.951	38.491	27.302
15	1'46.480 B	36.133	40.917	29.430
16	7'08.798	5'55.524	43.233	30.041
17	1'45.987	36.104	38.559	31.324
18	1'41.380	35.903	38.280	27.197
19	1'41.285	35.694	38.333	27.258
20	1'58.810 B	37.662	43.209	37.939

22 Andy SOUCEK ESP INTERWETTEN.COM

1	3'08.241 B	1'53.765	43.437	31.039
2	2'32.285 B	1'17.068	43.407	31.810
3	2'27.388	1'19.898	39.604	27.886
4	1'42.438	35.907	39.066	27.465
5	1'42.318	35.915	38.920	27.483
6	1'45.863	36.974	41.186	27.703
7	1'41.960	35.783	38.682	27.495
8	1'55.581 B	39.841	41.788	33.952
9	11'18.866	...	40.983	29.809
10	1'41.993	35.887	38.670	27.436
11	1'41.304	35.605	38.443	27.256
12	1'50.571	38.198	45.067	27.306
13	1'41.139	35.606	38.277	27.256
14	1'57.200 B	39.256	44.998	32.946
15	10'37.862	9'26.011	44.072	27.779
16	1'43.935	36.218	39.515	28.202



Computerised results and timing service

ROUND 3: TURKEY WORLD SERIES COLLECTIVE TEST 3

Chronological Analysis of Performances

B Crossing the finish line in pit lane
S1 Time from finish line to 1st intermedia
S2 Time from 1st intermediate to 2nd intermediate
S3 Time from 2nd intermediate to finish line

Lap	Lap Time	S1	S2	S3	Lap	Lap Time	S1	S2	S3
17	1'41.156	35.448	38.365	27.343	20	2'17.195	1'02.592	45.822	28.781
18	1'40.992	35.487	38.274	27.231	21	1'44.008	36.648	39.601	27.759
19	1'54.189	40.584	45.778	27.827					

23 Enrico TOCCACELO ITA EUROINTERNATIONAL

1	2'54.221	1'35.340	45.418	33.463
2	2'14.046	41.136	54.484	38.426
3	1'46.375	36.830	39.818	29.727
4	1'42.489	36.173	39.029	27.287
5	1'55.065	36.123	51.117	27.825
6	1'42.100	35.903	38.810	27.387
7	1'41.747	35.714	38.736	27.297
8	1'50.733 B	37.134	39.468	34.131
9	1'249.933	...	43.939	28.368
10	1'42.769	36.129	39.247	27.393
11	1'41.928	35.780	38.754	27.394
12	2'00.260 B	38.266	43.554	38.440
13	4'36.830	3'28.508	40.775	27.547
14	1'41.402	35.633	38.500	27.269
15	1'50.374	42.131	40.803	27.440
16	1'41.496	35.796	38.397	27.303
17	1'41.661	35.917	38.578	27.166
18	1'59.101 B	38.202	41.294	39.605
19	6'28.856	5'04.243	44.744	39.869
20	1'50.895	42.671	40.900	27.324

24 Jason TAHINCI TUR EUROINTERNATIONAL

1	2'51.566	1'27.089	51.912	32.565
2	2'10.372	38.902	51.339	40.131
3	1'45.134	37.398	39.963	27.773
4	1'44.127	36.548	39.604	27.975
5	1'43.675	36.717	39.522	27.436
6	1'43.397	36.389	39.348	27.660
7	1'44.384	36.682	40.032	27.670
8	1'43.866	36.556	39.332	27.978
9	1'43.898	36.450	39.656	27.792
10	1'52.851 B	39.439	42.757	30.655
11	1'457.025	...	48.246	29.198
12	1'44.470	37.184	39.649	27.637
13	1'44.441	36.470	39.810	28.161
14	1'44.189	36.532	39.940	27.717
15	1'43.359	36.384	39.379	27.596
16	1'43.416	36.427	39.428	27.561
17	1'43.256	36.368	39.216	27.672
18	1'46.346 B	36.317	39.744	30.285
19	6'20.189	5'05.172	43.719	31.298

25 Borja GARCIA ESP RC MOTORSPORT

1	2'20.081	1'03.052	48.697	28.332
2	2'12.720	37.200	43.482	52.038
3	1'56.870 B	45.282	39.419	32.169
4	4'10.389	2'49.717	48.096	32.576
5	1'43.081	36.342	39.207	27.532
6	1'41.844	35.796	38.546	27.502
7	1'41.024	35.620	38.314	27.090
8	1'40.745	35.473	38.227	27.045
9	1'40.752	35.467	38.226	27.059
10	1'55.215 B	39.389	40.862	34.964
11	6'15.433	5'06.897	40.770	27.766
12	1'48.650	36.087	44.239	28.324
13	1'42.071	35.594	39.388	27.089
14	1'40.624	35.678	37.913	27.033
15	1'40.874	35.757	38.030	27.087
16	1'40.482	35.520	37.876	27.086
17	1'48.097 B	35.908	40.340	31.849
18	6'38.269	5'30.672	40.122	27.475
19	1'42.419	36.171	38.978	27.270
20	1'41.313	35.582	38.536	27.195
21	1'45.394	36.579	41.294	27.521
22	1'47.082	36.817	41.275	28.990
23	1'56.628 B	36.115	44.164	36.349

26 Bruce JOUANNY FRA RC MOTORSPORT

1	2'11.741	57.772	44.526	29.443
2	1'59.967	37.272	44.119	38.576
3	1'46.612	37.037	40.996	28.579
4	1'43.948	36.493	39.527	27.928
5	1'51.686	39.464	44.163	28.059
6	1'42.677	36.160	39.096	27.421
7	1'42.884	36.291	39.044	27.549
8	1'50.490 B	37.466	42.013	31.011
9	5'03.497	3'52.286	42.362	28.849
10	1'45.392	37.480	40.202	27.710
11	1'41.921	35.881	38.597	27.443
12	1'43.794	35.858	38.868	29.068
13	1'49.076 B	35.931	42.273	30.872
14	7'24.866	6'13.619	42.833	28.414
15	1'49.488	41.795	39.859	27.834
16	1'42.606	36.044	39.088	27.474
17	1'42.054	35.811	38.899	27.344



Computerised results and timing service

ROUND 3: TURKEY WORLD SERIES COLLECTIVE TEST 3

Chronological Analysis of Performances

B Crossing the finish line in pit lane
S1 Time from finish line to 1st intermedia
S2 Time from 1st intermediate to 2nd intermediate
S3 Time from 2nd intermediate to finish line

Lap	Lap Time	S1	S2	S3	Lap	Lap Time	S1	S2	S3
18	1'49.682	35.921	44.126	29.635	16	2'34.870 B	35.857	1'09.903	49.110
19	1'42.059	35.861	38.822	27.376	30 Christian MONTANARI SMR PREMA POWERTEAM				
20	1'42.400	35.989	38.929	27.482	1	2'26.170	1'14.131	43.555	28.484
21	1'52.524 B	38.638	42.458	31.428	2	2'10.768	36.614	41.650	52.504
22	5'39.002	4'26.079	42.142	30.781	3	1'53.469	43.797	41.914	27.758
23	1'54.801	36.344	41.808	36.649	4	1'42.883	36.191	39.166	27.526
24	1'42.721	36.135	39.297	27.289	5	1'42.768	36.255	38.946	27.567
27 Alex DANIELSSON SWE COMTEC					6	1'46.112 B	36.155	38.777	31.180
1	2'35.974	1'20.654	41.855	33.465	7	5'13.339	4'01.171	43.638	28.530
2	2'18.520	41.452	45.809	51.259	8	1'44.700	37.675	39.419	27.606
3	1'43.389	36.626	39.123	27.640	9	1'41.619	35.761	38.341	27.517
4	1'42.612	36.074	39.008	27.530	10	1'41.993	35.835	38.696	27.462
5	1'50.635	36.007	39.770	34.858	11	2'04.912 B	35.794	56.226	32.892
6	1'41.553	35.593	38.612	27.348	12	8'29.681	7'22.052	39.859	27.770
7	1'57.336 B	40.565	45.168	31.603	13	1'42.120	35.998	38.802	27.320
8	14'10.282	...	41.847	28.382	14	1'41.861	35.883	38.602	27.376
9	1'42.095	36.110	38.478	27.507	15	1'50.247 B	35.912	39.197	35.138
10	1'42.055	35.808	38.847	27.400	16	11'09.210	...	39.813	27.480
11	1'41.930	35.870	38.686	27.374	17	1'42.269	36.020	38.814	27.435
12	1'41.161	35.554	38.275	27.332	18	1'49.509	35.771	39.671	34.067
13	1'40.951	35.620	38.029	27.302	19	1'48.547	38.201	41.808	28.538
14	1'41.799	35.643	38.620	27.536	20	1'42.006	35.905	38.878	27.223
15	1'49.575 B	36.645	43.211	29.719	31 Jérôme D'AMBROSIO BEL TECH 1 RACING				
16	8'31.475	7'04.266	52.419	34.790	1	2'37.287	1'22.594	44.125	30.568
17	1'42.754	36.089	39.258	27.407	2	2'09.045	38.604	46.123	44.318
18	1'41.072	35.433	38.375	27.264	3	1'57.814	46.849	42.158	28.807
19	2'03.233	35.986	45.240	42.007	4	1'49.593 B	37.231	40.658	31.704
20	2'17.267 B	43.023	53.786	40.458	5	5'12.016	4'00.695	42.986	28.335
29 Gregory FRANCHI BEL PREMA POWERTEAM					6	1'44.922	36.781	39.719	28.422
1	2'27.135	1'15.358	43.098	28.679	7	1'45.908	38.625	39.361	27.922
2	2'11.447	37.078	41.020	53.349	8	1'50.689 B	37.791	40.704	32.194
3	1'52.905	44.375	40.492	28.038	9	7'55.417	6'47.327	40.020	28.070
4	1'43.328	36.502	39.350	27.476	10	1'46.358	36.492	41.977	27.889
5	1'42.591	36.411	38.817	27.363	11	1'43.363	36.617	39.090	27.656
6	1'42.582	36.267	38.899	27.416	12	1'42.888	36.111	39.129	27.648
7	1'42.303	36.171	38.581	27.551	13	1'50.368 B	38.042	39.675	32.651
8	1'42.449	36.312	38.687	27.450	14	9'05.291	7'57.991	39.722	27.578
9	2'00.171 B	37.516	47.904	34.751	15	1'54.263	36.321	48.049	29.893
10	7'51.912	6'38.991	43.645	29.276	16	1'43.636	36.959	39.181	27.496
11	1'43.199	36.602	39.169	27.428	17	1'43.677	36.820	39.170	27.687
12	1'42.490	36.142	38.918	27.430	18	1'42.995	36.447	39.045	27.503
13	2'37.566 B	1'14.498	47.084	35.984	19	1'49.549 B	36.341	39.953	33.255
14	6'21.338	5'13.128	40.329	27.881	20	4'02.636	2'55.582	39.381	27.673
15	1'42.023	36.032	38.593	27.398					



Computerised results and timing service

ROUND 3: TURKEY WORLD SERIES COLLECTIVE TEST 3

Chronological Analysis of Performances

B Crossing the finish line in pit lane

S2 Time from 1st intermediate to 2nd intermediate

S1 Time from finish line to 1st intermedia

S3 Time from 2nd intermediate to finish line

Lap	Lap Time	S1	S2	S3	Lap	Lap Time	S1	S2	S3
32	Ryo FUKUDA								JPN
	TECH 1 RACING								
1	6'08.735	4'47.870	50.954	29.911					
2	1'44.169	36.758	39.545	27.866					
3	1'43.577	36.825	39.181	27.571					
4	1'43.175	36.442	39.351	27.382					
5	1'54.382	41.658	44.324	28.400					
6	1'43.056	36.176	39.305	27.575					
7	1'52.684 B	39.299	41.936	31.449					
8	8'20.028	7'08.595	43.126	28.307					
9	1'56.671	47.805	40.974	27.892					
10	1'52.233 B	36.676	43.522	32.035					
11	9'20.918	8'09.790	42.125	29.003					
12	1'49.040	37.513	43.482	28.045					
13	1'45.024	38.037	39.237	27.750					
14	1'43.146	36.173	39.334	27.639					
15	1'42.779	36.046	39.173	27.560					
16	1'55.503 B	40.093	43.155	32.255					
17	5'26.926	4'06.168	46.331	34.427					
18	1'58.585	44.718	46.044	27.823					
19	1'42.904	36.378	38.962	27.564					



Computerised results and timing service

ROUND 3: TURKEY WORLD SERIES COLLECTIVE TEST 4 Classification

Driver	Nation	ASN	Team	Time	Lap	Total	Gap	Kph
1 21 Eric SALIGNON	FRA	FRA	INTERWETTEN.COM	1'39.673	19	19	-	192.8
2 27 Alx DANIELSSON	SWE	SWE	COMTEC	1'39.701	13	16	+0.028	192.7
3 22 Andy SOUCEK	ESP	ESP	INTERWETTEN.COM	1'39.705	21	21	+0.032	192.7
4 3 Pastor MALDONADO	VEN	VEN	DRACO MULTIRACING USA	1'40.013	6	18	+0.340	192.1
5 25 Borja GARCIA	ESP	ESP	RC MOTORSPORT	1'40.061	7	20	+0.388	192.1
6 16 Alvaro PARENTE	POR	POR	VICTORY ENGINEERING	1'40.094	17	18	+0.421	192.0
7 6 Sean McINTOSH	CAN	CAN	KTR	1'40.115	20	20	+0.442	191.9
8 11 Ben HANLEY	GBR	GBR	CRAM COMPETITION	1'40.171	11	14	+0.498	191.8
9 28 Jaap VAN LAGEN	NED	NED	COMTEC	1'40.299	15	19	+0.626	191.6
10 30 Christian MONTANARI	SMR	SMR	PREMA POWERTEAM	1'40.347	20	20	+0.674	191.5
11 10 James ROSSITER	GBR	GBR	PONS RACING	1'40.364	6	13	+0.691	191.5
12 8 Colin FLEMING	USA	USA	CARLIN MOTORSPORT	1'40.371	18	18	+0.698	191.5
13 5 Robbie KERR	GBR	GBR	KTR	1'40.637	12	20	+0.964	191.0
14 20 Patrick PILET	FRA	FRA	GD RACING	1'40.644	15	19	+0.971	190.9
15 23 Enrico TOCCACELO	ITA	ITA	EUROINTERNATIONAL	1'40.847	14	19	+1.174	190.6
16 29 Gregory FRANCHI	BEL	BEL	PREMA POWERTEAM	1'40.916	16	20	+1.243	190.4
17 26 Bruce JOUANNY	FRA	FRA	RC MOTORSPORT	1'40.920	10	12	+1.247	190.4
18 18 Hayanari SHIMODA	JPN	JPN	VICTORY ENGINEERING	1'40.965	17	19	+1.292	190.3
19 2 Davide VALSECCHI	ITA	ITA	EPSILON EUSKADI	1'40.996	18	22	+1.323	190.3
20 4 Tomas KOSTKA	CZE	CZE	DRACO MULTIRACING USA	1'41.071	11	17	+1.398	190.1
21 9 Celso MIGUEZ	ESP	ESP	PONS RACING	1'41.115	3	17	+1.442	190.0
22 12 Milos PAVLOVIC	SCG	ITA	CRAM COMPETITION	1'41.170	19	22	+1.497	189.9
23 14 Alvaro BARBA	ESP	ESP	JENZER MOTORSPORT	1'41.181	6	18	+1.508	189.9
24 7 Michael ALESHIN	RUS	RUS	CARLIN MOTORSPORT	1'41.299	4	5	+1.626	189.7
25 19 Matteo MENEGHELLO	ITA	ITA	GD RACING	1'41.621	6	21	+1.948	189.1
26 1 Steven KANE	GBR	GBR	EPSILON EUSKADI	1'41.779	6	20	+2.106	188.8
27 15 Alessandro BONETTI	ITA	ITA	JENZER MOTORSPORT	1'41.805	17	21	+2.132	188.8
28 32 Ryo FUKUDA	JPN	FRA	TECH 1 RACING	1'42.165	8	14	+2.492	188.1
29 31 Jérôme D'AMBROSIO	BEL	BEL	TECH 1 RACING	1'42.551	19	19	+2.878	187.4
30 24 Jason TAHINCI	TUR	TUR	EUROINTERNATIONAL	1'42.665	16	18	+2.992	187.2

Fastest Lap	Lap 19	Eric SALIGNON	1'39.673	192.8 Kph
Circuit Record Lap		NEW TRACK		Kph
Circuit Best Lap	16/06/2006	Eric SALIGNON	1'39.673	192.8 Kph

The results are provisional until the end of the limit for protest and appeals

The limit for protest expires 30' at the latest after publication of the results - Time:

Race Director:	Steward:	Timekeeper:
-----------------------	-----------------	--------------------



Computerised results and timing service

ROUND 3: TURKEY

WORLD SERIES COLLECTIVE TEST

Classification

Pilot	NAT	Team	Session 1		Session 2		Session 3		Session 4		Time	Gap
			Time	Lap	Time	Lap	Time	Lap	Time	Lap		
1 21	Eric SALIGNON	FRA INTERWETTEN.COM	1'42.886	31	1'41.739	22	1'41.380	18	1'39.673	19	1'39.673	-
2 27	Alx DANIELSSON	SWE COMTEC	1'43.773	30	1'42.008	3	1'40.951	13	1'39.701	13	1'39.701	+0.028
3 22	Andy SOUCEK	ESP INTERWETTEN.COM	1'41.802	29	1'41.773	9	1'41.139	13	1'39.705	21	1'39.705	+0.032
4 3	Pastor MALDONADO	VEN DRACO MULTIRACING USA	1'42.234	22	1'41.690	4	1'40.372	14	1'40.013	6	1'40.013	+0.340
5 25	Borja GARCIA	ESP RC MOTORSPORT	1'42.359	33	1'41.792	7	1'40.482	16	1'40.061	7	1'40.061	+0.388
6 16	Alvaro PARENTE	POR VICTORY ENGINEERING	1'41.872	27	1'41.547	6	1'40.887	10	1'40.094	17	1'40.094	+0.421
7 6	Sean McINTOSH	CAN KTR	1'43.074	30	1'42.484	7	1'41.490	17	1'40.115	20	1'40.115	+0.442
8 11	Ben HANLEY	GBR CRAM COMPETITION	1'42.624	31	1'42.167	8	1'41.503	14	1'40.171	11	1'40.171	+0.498
9 28	Jaap VAN LAGEN	NED COMTEC	1'46.886	3	1'42.763	22			1'40.299	15	1'40.299	+0.626
10 30	Christian MONTANARI	SMR PREMA POWERTEAM	1'42.016	34	1'42.167	5	1'41.619	9	1'40.347	20	1'40.347	+0.674
11 10	James ROSSITER	GBR PONS RACING	1'43.139	30	1'41.876	7	1'41.293	17	1'40.364	6	1'40.364	+0.691
12 8	Colin FLEMING	USA CARLIN MOTORSPORT	1'42.388	27	1'42.291	14	1'41.050	16	1'40.371	18	1'40.371	+0.698
13 5	Robbie KERR	GBR KTR	1'42.727	26	1'42.819	5	1'41.203	16	1'40.637	12	1'40.637	+0.964
14 20	Patrick PILET	FRA GD RACING	1'43.189	37	1'42.866	11	1'41.448	20	1'40.644	15	1'40.644	+0.971
15 23	Enrico TOCCACELO	ITA EUROINTERNATIONAL	1'42.904	31	1'42.764	9	1'41.402	14	1'40.847	14	1'40.847	+1.174
16 29	Gregory FRANCHI	BEL PREMA POWERTEAM	1'43.554	29	1'43.317	9	1'42.023	15	1'40.916	16	1'40.916	+1.243
17 26	Bruce JOUANNY	FRA RC MOTORSPORT	1'42.517	29	1'42.610	6	1'41.921	11	1'40.920	10	1'40.920	+1.247
18 18	Hayanari SHIMODA	JPN VICTORY ENGINEERING	1'42.852	24	1'42.572	7	1'41.056	19	1'40.965	17	1'40.965	+1.292
19 2	Davide VALSECCHI	ITA EPSILON EUSKADI	1'41.886	32	1'42.325	7	1'41.014	19	1'40.996	18	1'40.996	+1.323
20 4	Tomas KOSTKA	CZE DRACO MULTIRACING USA	1'43.575	25	1'42.527	6	1'41.538	18	1'41.071	11	1'41.071	+1.398
21 9	Celso MIGUEZ	ESP PONS RACING	1'43.984	27	1'43.791	9	1'42.139	16	1'41.115	3	1'41.115	+1.442
22 12	Milos PAVLOVIC	SCG CRAM COMPETITION	1'43.628	24	1'42.972	10	1'41.815	14	1'41.170	19	1'41.170	+1.497
23 14	Alvaro BARBA	ESP JENZER MOTORSPORT	1'44.048	30	1'42.857	13	1'41.660	14	1'41.181	6	1'41.181	+1.508
24 7	Michael ALESHIN	RUS CARLIN MOTORSPORT	1'42.166	34	1'42.161	6	1'41.469	15	1'41.299	4	1'41.299	+1.626
25 19	Matteo MENEGHELLO	ITA GD RACING	1'43.574	29	1'44.244	3	1'42.326	19	1'41.621	6	1'41.621	+1.948
26 1	Steven KANE	GBR EPSILON EUSKADI	1'42.536	27	1'42.238	11	1'41.984	15	1'41.779	6	1'41.779	+2.106
27 15	Alessandro BONETTI	ITA JENZER MOTORSPORT	1'45.417	28	1'43.673	8	1'42.693	23	1'41.805	17	1'41.805	+2.132
28 32	Ryo FUKUDA	JPN TECH 1 RACING	1'44.173	21	1'43.786	4	1'42.779	15	1'42.165	8	1'42.165	+2.492
29 31	Jerôme D'AMBROSIO	BEL TECH 1 RACING	1'44.506	21	1'43.959	16	1'42.888	12	1'42.551	19	1'42.551	+2.878
30 24	Jason TAHINCI	TUR EUROINTERNATIONAL	1'43.741	32	1'44.045	9	1'43.256	17	1'42.665	16	1'42.665	+2.992

The results are provisional until the end of the limit for protest and appeals

The limit for protest expires 30' at the latest after publication of the results - Time:

Race Director:	Steward:	Timekeeper:
-----------------------	-----------------	--------------------



Computerised results and timing service

ROUND 3: TURKEY WORLD SERIES COLLECTIVE TEST 4 Best Partial Times

IT Ideal Lap Time, sum of the best partial times
BT Best Lap Time

S1		S2		S3				IT	BT		
Pos	Driver	Time	Driver	Time	Driver	Time	Pos	Driver	IT	BT	
1	A.SOUCEK	34.987	A.DANIELSSON	37.727	A.PARENTE	26.766	1	A.DANIELSSON	1'39.587	1'39.701	(2)
2	A.DANIELSSON	35.002	E.SALIGNON	37.774	E.SALIGNON	26.788	2	E.SALIGNON	1'39.673	1'39.673	(1)
3	P.MALDONADO	35.104	P.MALDONADO	37.781	B.HANLEY	26.800	3	A.SOUCEK	1'39.682	1'39.705	(3)
4	E.SALIGNON	35.111	A.PARENTE	37.807	B.GARCIA	26.800	4	P.MALDONADO	1'39.758	1'40.013	(4)
5	C.MONTANARI	35.113	S.McINTOSH	37.817	B.JOUANNY	26.807	5	B.GARCIA	1'39.936	1'40.061	(5)
6	E.TOCCACELO	35.225	B.GARCIA	37.831	C.FLEMING	26.820	6	A.PARENTE	1'39.937	1'40.094	(6)
7	B.HANLEY	35.242	A.SOUCEK	37.838	A.SOUCEK	26.857	7	S.McINTOSH	1'40.034	1'40.115	(7)
8	J.VAN LAGEN	35.252	C.FLEMING	37.999	A.DANIELSSON	26.858	8	C.MONTANARI	1'40.097	1'40.347	(10)
9	S.McINTOSH	35.302	J.ROSSITER	38.002	P.PILET	26.865	9	B.HANLEY	1'40.103	1'40.171	(8)
10	B.GARCIA	35.305	R.KERR	38.009	J.VAN LAGEN	26.870	10	J.VAN LAGEN	1'40.190	1'40.299	(9)
11	R.KERR	35.327	H.SHIMODA	38.023	P.MALDONADO	26.873	11	R.KERR	1'40.252	1'40.637	(13)
12	A.PARENTE	35.364	C.MONTANARI	38.034	J.ROSSITER	26.891	12	J.ROSSITER	1'40.364	1'40.364	(11)
13	T.KOSTKA	35.413	M.ALESHIN	38.057	S.McINTOSH	26.915	13	C.FLEMING	1'40.371	1'40.371	(12)
14	J.ROSSITER	35.471	B.HANLEY	38.061	R.KERR	26.916	14	E.TOCCACELO	1'40.381	1'40.847	(15)
15	P.PILET	35.540	J.VAN LAGEN	38.068	A.BARBA	26.947	15	P.PILET	1'40.635	1'40.644	(14)
16	C.FLEMING	35.552	E.TOCCACELO	38.136	C.MONTANARI	26.950	16	D.VALSECCHI	1'40.744	1'40.996	(19)
17	D.VALSECCHI	35.568	G.FRANCHI	38.169	G.FRANCHI	26.973	17	B.JOUANNY	1'40.747	1'40.920	(17)
18	M.MENEGHELLO	35.584	D.VALSECCHI	38.194	D.VALSECCHI	26.982	18	G.FRANCHI	1'40.838	1'40.916	(16)
19	B.JOUANNY	35.606	M.PAVLOVIC	38.224	T.KOSTKA	26.992	19	H.SHIMODA	1'40.881	1'40.965	(18)
20	H.SHIMODA	35.680	P.PILET	38.230	C.MIGUEZ	27.005	20	T.KOSTKA	1'40.966	1'41.071	(20)
21	C.MIGUEZ	35.691	C.MIGUEZ	38.277	E.TOCCACELO	27.020	21	C.MIGUEZ	1'40.973	1'41.115	(21)
22	G.FRANCHI	35.696	B.JOUANNY	38.334	M.PAVLOVIC	27.062	22	M.PAVLOVIC	1'41.016	1'41.170	(22)
23	M.PAVLOVIC	35.730	A.BARBA	38.337	A.BONETTI	27.142	23	A.BARBA	1'41.025	1'41.181	(23)
24	M.ALESHIN	35.735	A.BONETTI	38.394	H.SHIMODA	27.178	24	M.ALESHIN	1'41.133	1'41.299	(24)
25	A.BARBA	35.741	S.KANE	38.556	S.KANE	27.190	25	A.BONETTI	1'41.402	1'41.805	(27)
26	A.BONETTI	35.866	T.KOSTKA	38.561	R.FUKUDA	27.201	26	M.MENEGHELLO	1'41.517	1'41.621	(25)
27	J.D'AMBROSIO	35.869	M.MENEGHELLO	38.703	M.MENEGHELLO	27.230	27	S.KANE	1'41.745	1'41.779	(26)
28	J.TAHINCI	35.920	J.D'AMBROSIO	38.755	J.TAHINCI	27.267	28	J.D'AMBROSIO	1'41.956	1'42.551	(29)
29	R.FUKUDA	35.977	R.FUKUDA	38.852	J.D'AMBROSIO	27.332	29	R.FUKUDA	1'42.030	1'42.165	(28)
30	S.KANE	35.999	J.TAHINCI	38.960	M.ALESHIN	27.341	30	J.TAHINCI	1'42.147	1'42.665	(30)



**RENAULT
SPORT**


world series
by RENAULT

 world
series



ISTANBUL

5338 m.

Computerised results and timing service

**ROUND 3: TURKEY
WORLD SERIES
COLLECTIVE TEST 4**

Fastest Laps Sequence

Practice Time	Driver	Nation	Time	Kph	Driver's Lap
3'37.638	4 Tomas KOSTKA	CZE	1'43.641	185.4	2
3'48.661	10 James ROSSITER	GBR	1'43.238	186.1	2
3'56.091	21 Eric SALIGNON	FRA	1'42.896	186.8	2
3'58.423	22 Andy SOUCEK	ESP	1'42.107	188.2	2
4'45.979	27 Alx DANIELSSON	SWE	1'41.782	188.8	2
5'19.409	4 Tomas KOSTKA	CZE	1'41.771	188.8	3
5'24.979	30 Christian MONTANARI	SMR	1'40.851	190.5	3
5'26.626	3 Pastor MALDONADO	VEN	1'40.196	191.8	3
7'06.757	3 Pastor MALDONADO	VEN	1'40.131	191.9	4
10'43.647	3 Pastor MALDONADO	VEN	1'40.013	192.1	6
21'57.310	27 Alx DANIELSSON	SWE	1'39.847	192.5	8
47'31.270	27 Alx DANIELSSON	SWE	1'39.775	192.6	12
49'10.971	27 Alx DANIELSSON	SWE	1'39.701	192.7	13
55'41.196	21 Eric SALIGNON	FRA	1'39.673	192.8	19



Computerised results and timing service

ROUND 3: TURKEY WORLD SERIES COLLECTIVE TEST 4

Chronological Analysis of Performances

B Crossing the finish line in pit lane
S1 Time from finish line to 1st intermedia
S2 Time from 1st intermediate to 2nd intermediate
S3 Time from 2nd intermediate to finish line

Lap	Lap Time	S1	S2	S3	Lap	Lap Time	S1	S2	S3
1 Steven KANE GBR EPSILON EUSKADI					3 Pastor MALDONADO VEN DRACO MULTIRACING USA				
1	3'40.063	2'28.927	42.924	28.212	1	2'01.990	48.784	40.965	32.241
2	1'42.347	36.429	38.682	27.236	2	1'44.440	35.911	38.247	30.282
3	1'42.082	36.041	38.668	27.373	3	1'40.196	35.407	37.812	26.977
4	1'42.453	36.383	38.817	27.253	4	1'40.131	35.253	37.876	27.002
5	1'42.022	36.069	38.702	27.251	5	1'56.877	40.859	45.504	30.514
6	1'41.779	35.999	38.590	27.190	6	1'40.013	35.359	37.781	26.873
7	1'41.885	36.003	38.556	27.326	7	2'01.346 B	51.878	40.137	29.331
8	1'57.317 B	39.293	43.286	34.738	8	1'038.311	9'27.451	42.661	28.199
9	9'32.111	8'20.764	43.037	28.310	9	1'40.728	35.684	38.097	26.947
10	1'51.042	43.738	39.788	27.516	10	1'41.884	35.104	38.458	28.322
11	1'54.838 B	36.930	43.547	34.361	11	2'05.504 B	40.642	48.679	36.183
12	1'005.024	8'46.776	41.033	37.215	12	1'110.768 B	9'30.680	57.791	42.297
13	1'43.537	36.882	39.079	27.576	13	2'55.946 B	1'26.312	53.787	35.847
14	1'42.380	36.443	38.669	27.268	14	2'46.694 B	1'21.583	51.046	34.065
15	1'42.454	36.194	38.835	27.425	15	2'51.249 B	1'24.825	52.257	34.167
16	1'42.474	36.262	38.780	27.432	16	2'44.014 B	1'16.996	52.155	34.863
17	1'52.557 B	36.780	43.627	32.150	17	2'35.263 B	1'15.764	47.112	32.387
18	4'59.532	3'53.055	39.236	27.241	18	2'42.093 B	1'22.806	46.619	32.668
19	1'42.660	36.223	38.928	27.509					
20	1'44.602	37.739	39.030	27.833					
2 Davide VALSECCHI ITA EPSILON EUSKADI					4 Tomas KOSTKA CZE DRACO MULTIRACING USA				
1	2'52.003	1'37.213	41.781	33.009	1	1'53.997	44.168	41.981	27.848
2	1'45.003	36.697	40.499	27.807	2	1'43.641	36.614	39.548	27.479
3	1'42.426	36.155	38.985	27.286	3	1'41.771	35.753	38.859	27.159
4	1'43.532	36.359	38.806	28.367	4	1'42.188	36.163	38.850	27.175
5	1'41.638	35.922	38.465	27.251	5	1'41.847	35.905	38.950	26.992
6	1'45.727	36.196	38.907	30.624	6	1'42.231	36.168	38.843	27.220
7	1'49.747 B	36.149	40.658	32.940	7	1'45.264 B	35.654	39.196	30.414
8	7'50.938	6'42.541	40.728	27.669	8	1'017.775	9'08.562	41.565	27.648
9	1'42.076	36.147	38.773	27.156	9	1'41.988	35.865	38.945	27.178
10	1'44.537	36.448	38.548	29.541	10	1'41.282	35.577	38.561	27.144
11	1'41.642	35.759	38.857	27.026	11	1'41.071	35.413	38.596	27.062
12	1'52.462 B	35.726	42.027	34.709	12	2'11.554 B	44.273	52.546	34.735
13	1'257.457	...	40.438	30.048	13	9'44.135 B	8'08.040	41.387	54.708
14	1'41.185	35.725	38.382	27.078	14	2'38.145 B	1'16.555	40.286	41.304
15	1'44.937	36.560	39.673	28.704	15	2'48.513 B	1'30.852	43.275	34.386
16	1'41.196	35.893	38.321	26.982	16	2'23.389 B	1'11.792	42.352	29.245
17	1'41.101	35.745	38.194	27.162	17	7'17.487 B	6'02.555	43.197	31.735
18	1'40.996	35.594	38.310	27.092					
19	1'45.789	36.429	40.488	28.872					
20	1'41.390	35.821	38.270	27.299					
21	1'44.232	35.568	39.557	29.107					
22	1'41.442	35.802	38.373	27.267					
5 Robbie KERR GBR KTR									
1	3'07.432	1'57.983	41.085	28.364					
2	1'43.523	36.706	38.963	27.854					
3	1'42.469	36.334	38.656	27.479					
4	1'41.649	35.914	38.356	27.379					



Computerised results and timing service

ROUND 3: TURKEY WORLD SERIES COLLECTIVE TEST 4 Chronological Analysis of Performances

B Crossing the finish line in pit lane
S1 Time from finish line to 1st intermedia
S2 Time from 1st intermediate to 2nd intermediate
S3 Time from 2nd intermediate to finish line

Lap	Lap Time	S1	S2	S3	Lap	Lap Time	S1	S2	S3
5	1'41.271	35.644	38.210	27.417	8 Colin FLEMING USA				
6	1'41.071	35.683	38.133	27.255	CARLIN MOTORSPORT				
7	1'41.243	35.743	38.195	27.305	1	2'27.213	1'09.466	44.822	32.925
8	1'40.968	35.641	38.017	27.310	2	1'43.549	36.627	39.496	27.426
9	1'55.501 B	38.857	44.452	32.192	3	1'41.864	36.088	38.503	27.273
10	7'49.852	6'41.760	40.185	27.907	4	1'41.311	35.817	38.282	27.212
11	1'41.550	35.964	38.374	27.212	5	1'41.400	35.798	38.328	27.274
12	1'40.637	35.327	38.218	27.092	6	1'43.559 B	35.708	38.298	29.553
13	1'58.188 B	36.995	47.291	33.902	7	5'43.496 B	4'22.433	48.598	32.465
14	11'17.223	...	38.417	27.323	8	7'41.136	6'33.650	39.949	27.537
15	1'46.849	35.373	38.268	33.208	9	1'42.822	35.910	38.600	28.312
16	1'41.116	35.913	38.073	27.130	10	1'50.629 B	35.629	43.144	31.856
17	1'40.705	35.672	38.117	26.916	11	13'17.800	...	39.169	27.701
18	1'40.865	35.682	38.009	27.174	12	1'44.616	35.664	38.488	30.464
19	1'40.673	35.401	38.014	27.258	13	1'41.295	35.677	38.293	27.325
20	1'53.538 B	37.299	44.110	32.129	14	1'41.209	35.696	38.295	27.218
6 Sean McINTOSH CAN					15	1'46.738 B	40.124	38.204	28.410
KTR					16	4'19.172	3'10.163	39.553	29.456
1	3'28.874	2'15.607	41.081	32.186	17	1'46.220	36.096	38.463	31.661
2	1'42.306	36.492	38.601	27.213	18	1'40.371	35.552	37.999	26.820
3	1'41.281	35.794	38.250	27.237	9 Celso MIGUEZ ESP				
4	1'40.655	35.624	38.052	26.979	PONS RACING				
5	1'45.742	35.421	39.397	30.924	1	8'25.277	7'12.772	42.525	29.980
6	1'40.716	35.551	38.156	27.009	2	1'42.739	36.591	38.779	27.369
7	1'40.738	35.518	38.100	27.120	3	1'41.115	35.726	38.327	27.062
8	1'48.023 B	37.332	40.720	29.971	4	1'41.308	35.759	38.544	27.005
9	8'57.925	7'52.336	38.394	27.195	5	1'40.906	35.691	38.277	26.938
10	1'40.914	35.541	38.147	27.226	6	1'59.752 B	40.321	43.347	36.084
11	1'48.945 B	36.012	41.515	31.418	7	8'28.545	7'21.966	39.207	27.372
12	10'07.814	9'01.970	38.631	27.213	8	1'41.503	35.911	38.555	27.037
13	1'45.612	35.629	38.095	31.888	9	2'00.379 B	35.811	44.137	40.431
14	2'07.653 B	48.813	47.592	31.248	10	10'03.572 B	8'09.330	42.198	1'12.044
15	5'49.719	4'40.400	41.910	27.409	11	3'40.547	2'30.773	39.254	30.520
16	1'43.603	35.989	38.402	29.212	12	1'44.310	36.544	39.886	27.880
17	1'40.494	35.557	37.975	26.962	13	1'44.385	35.768	38.280	30.337
18	1'40.355	35.302	37.966	27.087	14	1'42.124	36.262	38.678	27.184
19	1'45.881	39.786	38.980	27.115	15	1'41.468	36.090	38.349	27.029
20	1'40.115	35.383	37.817	26.915	16	1'41.276	35.772	38.342	27.162
7 Michael ALESHIN RUS					17	1'41.931	35.715	38.321	27.895
CARLIN MOTORSPORT					10 James ROSSITER GBR				
1	2'37.747	1'28.120	41.293	28.334	PONS RACING				
2	2'02.490	36.277	56.438	29.775	1	2'05.423	50.106	41.545	33.772
3	1'41.821	36.107	38.373	27.341	2	1'43.238	36.627	38.819	27.792
4	1'41.299	35.735	38.057	27.507	3	1'41.616	36.010	38.405	27.201
5	1'54.940 B	43.751	39.230	31.959	4	1'41.171	35.886	38.181	27.104
					5	1'40.975	35.745	38.197	27.033



Computerised results and timing service

ROUND 3: TURKEY WORLD SERIES COLLECTIVE TEST 4

Chronological Analysis of Performances

B Crossing the finish line in pit lane
S1 Time from finish line to 1st intermedia
S2 Time from 1st intermediate to 2nd intermediate
S3 Time from 2nd intermediate to finish line

Lap	Lap Time	S1	S2	S3	Lap	Lap Time	S1	S2	S3
6	1'40.364	35.471	38.002	26.891	21	1'41.227	35.912	38.224	27.091
7	1'40.847	35.533	38.319	26.995	22	2'04.880	40.125	51.704	33.051
8	1'46.646	39.690	39.325	27.631	<div style="border: 1px solid black; padding: 5px;"> 14 Alvaro BARBA ESP JENZER MOTORSPORT <hr/> 1 3'16.841 2'07.391 41.396 28.054 2 1'42.965 36.478 39.169 27.318 3 1'51.272 B 35.865 43.727 31.680 4 4'09.837 3'01.132 40.670 28.035 5 1'48.335 39.487 41.713 27.135 6 1'41.181 35.897 38.337 26.947 7 5'42.064 B 4'29.628 41.689 30.747 8 4'43.777 3'37.778 38.991 27.008 9 1'41.292 35.914 38.346 27.032 10 1'50.610 B 35.889 40.835 33.886 11 12'35.240 ... 40.094 27.859 12 1'43.575 35.741 38.717 29.117 13 1'41.553 36.039 38.364 27.150 14 1'51.262 41.160 42.407 27.695 15 1'55.083 46.821 40.646 27.616 16 1'45.482 38.745 39.494 27.243 17 1'53.271 35.877 46.171 31.223 18 1'55.855 B 36.382 46.440 33.033 </div>				
9	1'47.731 B	35.689	37.982	34.060					
10	1'0'13.673	9'07.080	39.154	27.439					
11	1'42.043	36.109	38.746	27.188					
12	1'52.905 B	36.495	41.631	34.779					
13	2'28.675	7'31.431	40.797	...					
<div style="border: 1px solid black; padding: 5px;"> 11 Ben HANLEY GBR CRAM COMPETITION <hr/> 1 3'241.101 ... 58.193 34.968 2 1'47.201 38.614 40.907 27.680 3 1'46.114 36.118 42.673 27.323 4 1'42.095 35.802 39.169 27.124 5 1'52.902 B 35.670 41.329 35.903 6 2'32.891 1'25.454 40.209 27.228 7 1'41.322 35.732 38.583 27.007 8 1'40.752 35.434 38.467 26.851 9 1'40.279 35.242 38.237 26.800 10 1'48.794 38.961 42.509 27.324 11 1'40.171 35.303 38.061 26.807 12 1'40.830 35.258 38.597 26.975 13 1'40.602 35.350 38.271 26.981 14 1'40.467 35.474 38.148 26.845 </div>									
<div style="border: 1px solid black; padding: 5px;"> 12 Milos PAVLOVIC SCG CRAM COMPETITION <hr/> 1 2'17.320 1'07.707 41.185 28.428 2 1'43.636 37.102 38.995 27.539 3 1'42.280 36.330 38.565 27.385 4 1'42.249 36.337 38.560 27.352 5 1'42.048 36.168 38.590 27.290 6 1'53.105 36.301 38.432 38.372 7 1'46.149 B 36.904 39.313 29.932 8 8'49.621 7'38.157 39.861 31.603 9 1'42.194 36.094 38.778 27.322 10 1'42.433 36.127 38.857 27.449 11 1'47.450 40.084 38.693 28.673 12 1'53.493 B 39.063 42.537 31.893 13 1'207.704 ... 40.601 27.723 14 1'41.792 36.182 38.336 27.274 15 1'45.681 35.843 41.954 27.884 16 1'41.565 35.951 38.427 27.187 17 1'41.233 35.763 38.408 27.062 18 1'46.032 35.730 41.174 29.128 19 1'41.170 35.836 38.270 27.064 20 1'43.864 35.932 39.021 28.911 </div>									
<div style="border: 1px solid black; padding: 5px;"> 15 Alessandro BONETTI ITA JENZER MOTORSPORT <hr/> 1 3'06.323 1'51.472 42.676 32.175 2 1'50.451 41.233 41.141 28.077 3 1'42.468 36.306 38.841 27.321 4 1'41.885 35.918 38.825 27.142 5 1'41.995 36.103 38.531 27.361 6 1'42.122 36.053 38.569 27.500 7 1'42.410 36.032 38.697 27.681 8 1'42.062 36.079 38.607 27.376 9 2'00.275 B 41.453 43.253 35.569 10 12'09.814 B ... 45.377 38.437 11 9'55.559 8'43.210 41.240 31.109 12 1'45.675 37.696 39.369 28.610 13 1'42.960 36.170 39.266 27.524 14 1'41.895 35.866 38.597 27.432 15 1'42.085 35.952 38.569 27.564 16 1'41.873 35.923 38.476 27.474 17 1'41.805 35.976 38.394 27.435 18 1'43.004 36.283 38.781 27.940 19 1'43.170 36.467 39.040 27.663 20 1'47.082 36.632 38.986 31.464 21 1'47.804 36.250 41.577 29.977 </div>									



Computerised results and timing service

ROUND 3: TURKEY WORLD SERIES COLLECTIVE TEST 4 Chronological Analysis of Performances

B Crossing the finish line in pit lane
S1 Time from finish line to 1st intermedia
S2 Time from 1st intermediate to 2nd intermediate
S3 Time from 2nd intermediate to finish line

Lap	Lap Time	S1	S2	S3	Lap	Lap Time	S1	S2	S3
16 Alvaro PARENTE POR VICTORY ENGINEERING					4	1'43.422	36.370	39.515	27.537
1	2'57.577	1'40.172	42.336	35.069	5	1'42.111	35.914	38.802	27.395
2	1'43.510	36.662	39.381	27.467	6	1'41.621	35.613	38.717	27.291
3	1'41.835	36.058	38.525	27.252	7	1'41.882	35.651	38.703	27.528
4	1'41.041	35.694	38.292	27.055	8	1'44.274 B	35.823	38.723	29.728
5	1'42.260	37.149	38.084	27.027	9	12'11.211	...	41.144	28.089
6	1'41.274	35.666	38.285	27.323	10	1'48.891	36.049	42.833	30.009
7	1'50.549 B	38.347	39.586	32.616	11	2'06.671 B	36.950	55.848	33.873
8	8'38.139	7'24.571	44.997	28.571	12	10'19.356	9'04.550	44.416	30.390
9	1'46.968	38.011	39.627	29.330	13	1'43.092	36.404	39.215	27.473
10	1'40.428	35.488	38.040	26.900	14	1'44.372	35.927	39.767	28.678
11	1'40.400	35.515	38.035	26.850	15	1'41.996	35.852	38.814	27.330
12	1'58.846 B	39.796	45.446	33.604	16	1'43.003	36.176	39.411	27.416
13	18'00.600	...	41.640	29.148	17	1'42.129	35.706	38.962	27.461
14	1'40.395	35.674	37.920	26.801	18	1'41.883	35.643	39.010	27.230
15	1'40.307	35.678	37.807	26.822	19	1'41.993	35.741	38.975	27.277
16	1'47.319	38.285	40.643	28.391	20	1'41.802	35.584	38.823	27.395
17	1'40.094	35.364	37.964	26.766	21	1'54.958 B	37.396	41.624	35.938
18	1'48.574	38.157	43.365	27.052					
18 Hayanari SHIMODA JPN VICTORY ENGINEERING					20 Patrick PILET FRA GD RACING				
1	3'48.425	2'31.859	43.980	32.586	1	2'40.782	1'29.836	41.871	29.075
2	1'44.876	37.631	39.396	27.849	2	1'44.014	36.925	39.555	27.534
3	1'42.464	36.233	38.649	27.582	3	1'51.822	36.164	44.268	31.390
4	1'42.224	35.940	38.713	27.571	4	1'42.540	36.455	38.888	27.197
5	1'41.759	35.755	38.541	27.463	5	1'41.645	35.961	38.487	27.197
6	1'41.632	35.924	38.365	27.343	6	1'44.961 B	36.285	38.739	29.937
7	1'41.458	35.680	38.381	27.397	7	8'03.344	6'54.862	40.475	28.007
8	1'48.935 B	35.795	38.196	34.944	8	1'44.602	36.151	38.772	29.679
9	9'22.129	8'11.646	41.455	29.028	9	1'41.989	36.031	38.723	27.235
10	1'47.229	36.685	39.734	30.810	10	1'46.709 B	35.899	38.644	32.166
11	2'04.938 B	35.980	54.435	34.523	11	15'48.111	...	41.464	28.953
12	1'454.654	...	41.720	28.762	12	1'43.504	37.253	38.716	27.535
13	1'53.719	44.033	41.560	28.126	13	1'41.500	35.904	38.568	27.028
14	1'41.689	35.912	38.472	27.305	14	1'41.064	35.674	38.230	27.160
15	1'41.407	35.859	38.261	27.287	15	1'40.644	35.540	38.239	26.865
16	1'41.277	35.849	38.207	27.221	16	1'40.888	35.581	38.348	26.959
17	1'40.965	35.764	38.023	27.178	17	1'47.310	35.594	41.422	30.294
18	1'48.971	35.961	43.563	29.447	18	1'44.092	35.987	40.246	27.859
19	1'41.369	35.870	38.278	27.221	19	2'04.929 B	35.955	57.622	31.352
19 Matteo MENEGHELLO ITA GD RACING					21 Eric SALIGNON FRA INTERWETTEN.COM				
1	2'46.226	1'36.600	41.195	28.431	1	2'13.195	1'01.052	43.364	28.779
2	1'43.896	36.582	39.813	27.501	2	1'42.896	36.446	39.033	27.417
3	1'42.205	35.836	38.997	27.372	3	1'41.590	35.897	38.504	27.189
					4	1'40.783	35.481	38.278	27.024
					5	1'40.836	35.598	38.207	27.031



Computerised results and timing service

ROUND 3: TURKEY WORLD SERIES COLLECTIVE TEST 4

Chronological Analysis of Performances

B Crossing the finish line in pit lane
S1 Time from finish line to 1st intermedia
S2 Time from 1st intermediate to 2nd intermediate
S3 Time from 2nd intermediate to finish line

Lap	Lap Time	S1	S2	S3	Lap	Lap Time	S1	S2	S3
6	1'48.213	37.805	42.495	27.913	8	1'40.993	35.417	38.482	27.094
7	1'40.920	35.561	38.368	26.991	9	2'01.520 B	39.567	42.370	39.583
8	1'44.864 B	36.471	39.622	28.771	10	12'34.172	...	39.731	28.573
9	9'33.998	8'21.968	39.725	32.305	11	1'46.087	35.829	38.928	31.330
10	1'40.991	35.605	38.286	27.100	12	1'44.929	36.009	38.188	30.732
11	1'41.079	35.702	38.310	27.067	13	1'57.714	42.091	48.093	27.530
12	1'59.547 B	42.136	44.207	33.204	14	1'40.847	35.691	38.136	27.020
13	13'53.939	...	44.253	31.129	15	1'41.196	35.617	38.537	27.042
14	1'41.568	35.858	38.621	27.089	16	1'53.765	38.576	46.713	28.476
15	1'43.506	36.035	38.926	28.545	17	1'56.580	35.225	38.681	42.674
16	1'43.265 B	35.807	38.587	28.871	18	1'55.020	45.801	41.928	27.291
17	4'09.755	2'59.543	40.324	29.888	19	1'54.058 B	36.829	39.678	37.551
18	1'40.578	35.635	38.046	26.897					
19	1'39.673	35.111	37.774	26.788					

22 **Andy SOUCEK** ESP
INTERWETTEN.COM

1	2'16.316	1'05.794	42.306	28.216
2	1'42.107	36.347	38.559	27.201
3	1'40.991	35.522	38.307	27.162
4	1'40.387	35.303	38.021	27.063
5	1'50.567 B	37.032	40.902	32.633
6	8'54.458	7'46.814	39.914	27.730
7	1'41.108	35.807	38.150	27.151
8	1'40.615	35.431	37.953	27.231
9	1'40.499	35.533	37.922	27.044
10	1'59.015	42.242	48.265	28.508
11	1'54.617 B	35.710	40.504	38.403
12	9'59.033	8'49.278	41.755	28.000
13	1'41.091	35.787	38.175	27.129
14	1'40.285	35.208	37.947	27.130
15	1'40.334	35.231	37.954	27.149
16	1'53.342 B	39.203	43.049	31.090
17	5'08.777	3'57.074	43.821	27.882
18	1'44.688	36.866	39.723	28.099
19	1'40.190	35.359	37.838	26.993
20	1'54.716	41.400	44.507	28.809
21	1'39.705	34.987	37.861	26.857

23 **Enrico TOCCACELO** ITA
EUROINTERNATIONAL

1	2'31.825	1'18.591	44.225	29.009
2	1'45.488	36.281	41.687	27.520
3	1'41.795	35.766	38.885	27.144
4	1'41.395	35.631	38.530	27.234
5	1'54.496 B	37.180	39.456	37.860
6	11'56.202	...	47.818	31.956
7	1'44.792	38.207	39.214	27.371

24 **Jason TAHINCI** TUR
EUROINTERNATIONAL

1	2'33.564	1'20.410	43.641	29.513
2	1'45.242	37.301	39.897	28.044
3	1'43.823	36.687	39.650	27.486
4	1'43.729	36.530	39.516	27.683
5	1'51.401 B	37.157	41.240	33.004
6	12'13.859	...	43.674	29.314
7	1'43.625	36.749	39.348	27.528
8	1'43.348	36.039	39.820	27.489
9	1'44.641	35.920	39.526	29.195
10	1'54.620 B	36.293	45.599	32.728
11	9'52.234	8'44.166	40.216	27.852
12	1'42.861	36.356	39.038	27.467
13	1'42.836	36.252	38.960	27.624
14	1'49.831 B	36.235	43.485	30.111
15	7'11.344	6'00.377	42.776	28.191
16	1'42.665	36.382	39.016	27.267
17	1'42.672	36.130	39.020	27.522
18	1'47.459	37.252	42.761	27.446

25 **Borja GARCIA** ESP
RC MOTORSPORT

1	3'35.403	2'19.855	42.258	33.290
2	1'42.180	36.411	38.625	27.144
3	1'41.057	35.828	38.171	27.058
4	1'40.506	35.640	38.020	26.846
5	1'40.528	35.305	38.089	27.134
6	1'46.127	39.115	39.774	27.238
7	1'40.061	35.430	37.831	26.800
8	1'54.491 B	36.258	44.140	34.093
9	7'07.360	6'00.586	39.435	27.339
10	1'45.661	35.569	43.173	26.919
11	1'40.619	35.403	38.278	26.938
12	1'55.034 B	35.766	44.596	34.672



Computerised results and timing service

ROUND 3: TURKEY WORLD SERIES COLLECTIVE TEST 4

Chronological Analysis of Performances

B Crossing the finish line in pit lane
S1 Time from finish line to 1st intermediate
S2 Time from 1st intermediate to 2nd intermediate
S3 Time from 2nd intermediate to finish line

Lap	Lap Time	S1	S2	S3	Lap	Lap Time	S1	S2	S3
13	1'55.456	...	41.808	29.030	4	1'41.466	35.630	38.767	27.069
14	1'47.328	36.044	43.286	27.998	5	1'41.837	35.995	38.495	27.347
15	1'45.919	39.698	39.147	27.074	6	1'46.019 B	35.956	39.212	30.851
16	1'40.564	35.702	37.869	26.993	7	1'45.152	35.9024	38.890	27.238
17	1'40.517	35.492	38.184	26.841	8	1'41.093	35.477	38.455	27.161
18	1'40.717	35.675	38.207	26.835	9	1'43.925	37.960	38.680	27.285
19	1'40.668	35.581	38.156	26.931	10	2'02.040	36.023	57.887	28.130
20	1'53.864 B	35.448	42.054	36.362	11	1'53.291 B	36.300	46.057	30.934
26 Bruce JOUANNY FRA RC MOTORSPORT					12	1'31.005	...	40.359	28.094
1	32'30.409	...	59.698	33.159	13	1'45.489	35.794	39.947	29.748
2	1'55.389	42.137	44.725	28.527	14	1'40.595	35.366	38.283	26.946
3	1'43.640	36.949	39.418	27.273	15	1'40.299	35.361	38.068	26.870
4	1'42.019	36.220	38.674	27.125	16	1'40.342	35.252	38.159	26.931
5	1'55.653 B	36.199	42.494	36.960	17	1'40.520	35.313	38.116	27.091
6	4'54.747	3'38.076	46.048	30.623	18	1'41.015	35.508	38.426	27.081
7	1'48.351	37.134	41.434	29.783	19	1'40.926	35.319	38.479	27.128
8	1'50.991	41.267	40.866	28.858	29 Gregory FRANCHI BEL PREMA POWERTEAM				
9	1'41.006	35.737	38.334	26.935	1	2'19.802	1'04.249	44.733	30.820
10	1'40.920	35.606	38.507	26.807	2	1'46.889	38.480	40.383	28.026
11	1'41.289	35.633	38.519	27.137	3	1'42.801	36.741	38.813	27.247
12	1'54.476 B	39.318	43.200	31.958	4	1'41.837	36.051	38.551	27.235
27 Alx DANIELSSON SWE COMTEC					5	1'41.601	36.001	38.364	27.236
1	3'04.197	1'43.723	41.897	38.577	6	1'41.585	35.997	38.383	27.205
2	1'41.782	36.543	38.208	27.031	7	1'41.471	35.953	38.357	27.161
3	1'40.460	35.355	37.939	27.166	8	1'55.620 B	35.869	45.855	33.896
4	1'40.324	35.173	37.986	27.165	9	8'54.224	7'45.584	40.310	28.330
5	1'40.229	35.265	38.048	26.916	10	1'42.298	36.379	38.581	27.338
6	1'43.014 B	35.716	38.514	28.784	11	1'42.649	36.093	39.002	27.554
7	8'47.457	7'40.455	39.530	27.472	12	2'03.350 B	39.310	46.304	37.736
8	1'39.847	35.087	37.768	26.992	13	1'45.2353	...	45.231	28.436
9	1'44.083 B	36.075	38.949	29.059	14	1'42.711	36.498	38.967	27.246
10	20'29.193	...	43.162	40.818	15	1'41.351	35.932	38.325	27.094
11	1'40.909	35.699	38.227	26.983	16	1'40.916	35.774	38.169	26.973
12	1'39.775	35.008	37.909	26.858	17	1'40.941	35.696	38.171	27.074
13	1'39.701	35.002	37.773	26.926	18	1'49.815	38.817	41.822	29.176
14	1'39.775	35.080	37.727	26.968	19	1'41.181	35.931	38.226	27.024
15	1'40.022	35.211	37.873	26.938	20	1'41.328	35.983	38.220	27.125
16	1'52.229 B	37.762	44.710	29.757	30 Christian MONTANARI SMR PREMA POWERTEAM				
28 Jaap VAN LAGEN NED COMTEC					1	1'58.657	46.537	41.341	30.779
1	4'13.832	2'58.783	46.230	28.819	2	1'45.471	36.510	38.861	30.100
2	1'43.060	36.614	38.943	27.503	3	1'40.851	35.645	38.193	27.013
3	1'41.827	36.024	38.647	27.156	4	1'41.504	35.824	38.580	27.100
					5	1'44.542	35.695	38.459	30.388
					6	1'40.894	35.534	38.382	26.978



Computerised results and timing service

ROUND 3: TURKEY WORLD SERIES COLLECTIVE TEST 4

Chronological Analysis of Performances

B Crossing the finish line in pit lane
S1 Time from finish line to 1st intermedia
S2 Time from 1st intermediate to 2nd intermediate
S3 Time from 2nd intermediate to finish line

Lap	Lap Time	S1	S2	S3	Lap	Lap Time	S1	S2	S3
7	1'41.308	35.496	38.761	27.051	10	12'57.627	...	40.446	28.763
8	1'43.786 B	35.722	38.583	29.481	11	1'42.505	36.095	39.054	27.356
9	9'36.535	8'29.802	39.403	27.330	12	1'48.843	37.939	40.271	30.633
10	1'44.061	35.721	38.168	30.172	13	1'55.670 B	42.312	39.348	34.010
11	1'41.113	35.553	38.536	27.024	14	11'04.968	9'55.985	41.214	27.769
12	1'49.400 B	35.463	40.898	33.039					
13	12'44.882	...	39.797	29.436					
14	1'41.190	35.859	38.295	27.036					
15	1'41.136	35.683	38.277	27.176					
16	1'40.561	35.355	38.099	27.107					
17	1'43.380 B	36.125	38.576	28.679					
18	3'31.745	2'23.972	40.291	27.482					
19	1'40.384	35.400	38.034	26.950					
20	1'40.347	35.113	38.227	27.007					

31 Jérôme D'AMBROSIO

BEL

TECH 1 RACING

1	2'41.996	1'27.135	43.614	31.247
2	1'46.068	37.289	40.609	28.170
3	1'43.920	36.536	39.769	27.615
4	1'44.718	36.426	40.557	27.735
5	1'42.898	36.374	38.985	27.539
6	1'44.417	36.466	39.347	28.604
7	1'42.672	36.199	38.913	27.560
8	1'45.492 B	36.176	39.161	30.155
9	9'58.167	8'48.637	41.344	28.186
10	1'43.265	36.250	39.481	27.534
11	1'50.315 B	36.001	39.585	34.729
12	11'27.591	...	40.908	28.471
13	1'44.689	36.770	40.022	27.897
14	1'43.655	36.755	39.229	27.671
15	1'43.412	36.387	39.231	27.794
16	1'42.997	36.328	39.152	27.517
17	1'44.801 B	35.869	38.968	29.964
18	5'53.493	4'41.492	42.859	29.142
19	1'42.551	36.464	38.755	27.332

32 Ryo FUKUDA

JPN

TECH 1 RACING

1	3'18.996	2'08.584	42.082	28.330
2	1'43.599	36.456	39.543	27.600
3	1'43.320	36.335	39.419	27.566
4	1'42.711	35.977	39.327	27.407
5	1'47.289 B	36.377	39.669	31.243
6	11'02.691	9'55.405	39.771	27.515
7	1'52.736	45.859	39.244	27.633
8	1'42.165	36.112	38.852	27.201
9	1'53.902 B	39.165	43.128	31.609



Computerised results and timing service

Ammended
**ROUND 3: TURKEY
WORLD SERIES
QUALIFYING 1 A
Final Classification**

Driver	Nation	ASN	Team	Time	Lap	Total	Gap	Kph
1 22 Andy SOUCEK	ESP	ESP	INTERWETTEN.COM	1'39.874	3	7	-	192.4
2 25 Borja GARCIA	ESP	ESP	RC MOTORSPORT	1'40.050	5	8	+0.176	192.1
3 21 Eric SALIGNON	FRA	FRA	INTERWETTEN.COM	1'40.193	4	6	+0.319	191.8
4 16 Alvaro PARENTE	POR	POR	VICTORY ENGINEERING	1'40.539	5	9	+0.665	191.1
5 30 Christian MONTANARI	SMR	SMR	PREMA POWERTEAM	1'40.635	6	8	+0.761	191.0
6 18 Hayanari SHIMODA	JPN	JPN	VICTORY ENGINEERING	1'40.730	6	10	+0.856	190.8
7 1 Steven KANE	GBR	GBR	EPSILON EUSKADI	1'40.904	3	9	+1.030	190.4
8 28 Jaap VAN LAGEN	NED	NED	COMTEC	1'40.973	7	10	+1.099	190.3
9 4 Tomas KOSTKA	CZE	CZE	DRACO MULTIRACING USA	1'40.986	3	9	+1.112	190.3
10 29 Gregory FRANCHI	BEL	BEL	PREMA POWERTEAM	1'41.047	4	8	+1.173	190.2
11 7 Michael ALESHIN	RUS	RUS	CARLIN MOTORSPORT	1'41.076	8	9	+1.202	190.1
12 26 Bruce JOUANNY	FRA	FRA	RC MOTORSPORT	1'41.325	6	10	+1.451	189.7
13 31 Jérôme D'AMBROSIO	BEL	BEL	TECH 1 RACING	1'41.656	5	8	+1.782	189.0
14 19 Matteo MENEGHELLO	ITA	ITA	GD RACING	1'41.881	7	11	+2.007	188.6
15 15 Alessandro BONETTI	ITA	ITA	JENZER MOTORSPORT	1'41.981	5	10	+2.107	188.4

Fastest Lap	Lap 3	Andy SOUCEK	1'39.874	192.4 Kph
Circuit Record Lap		NEW TRACK		Kph
Circuit Best Lap	16/06/2006	Eric SALIGNON	1'39.673	192.8 Kph

Nr 16 fastest lap time cancelled Art. 24.3 Nr 7 fastest lap time cancelled Art. 28.12

The results are provisional until the end of the limit for protest and appeals

The limit for protest expires 30' at the latest after publication of the results - Time:

Race Director:	Steward:	Timekeeper:



Computerised results and timing service

ROUND 3: TURKEY
WORLD SERIES
QUALIFYING 1 A
Best Partial Times

IT Ideal Lap Time, sum of the best partial times
 BT Best Lap Time

S1		S2		S3				IT	BT		
Pos	Driver	Time	Driver	Time	Driver	Time	Pos	Driver	IT	BT	
1	A.SOUCEK	35.049	B.GARCIA	37.674	B.GARCIA	26.740	1	B.GARCIA	1'39.700	1'40.050	(2)
2	T.KOSTKA	35.245	A.SOUCEK	37.838	A.PARENTE	26.881	2	A.SOUCEK	1'39.801	1'39.874	(1)
3	B.GARCIA	35.286	E.SALIGNON	37.874	E.SALIGNON	26.894	3	E.SALIGNON	1'40.165	1'40.193	(3)
4	C.MONTANARI	35.321	H.SHIMODA	37.924	A.SOUCEK	26.914	4	A.PARENTE	1'40.268	1'40.346	(4)
5	A.PARENTE	35.389	A.PARENTE	37.998	S.KANE	26.965	5	C.MONTANARI	1'40.510	1'40.635	(5)
6	E.SALIGNON	35.397	M.ALESHIN	38.061	C.MONTANARI	26.982	6	H.SHIMODA	1'40.640	1'40.730	(6)
7	J.VAN LAGEN	35.571	S.KANE	38.178	B.JOUANNY	26.992	7	T.KOSTKA	1'40.689	1'40.986	(9)
8	H.SHIMODA	35.579	C.MONTANARI	38.207	T.KOSTKA	27.003	8	M.ALESHIN	1'40.785	1'41.009	(10)
9	G.FRANCHI	35.598	G.FRANCHI	38.277	J.VAN LAGEN	27.045	9	S.KANE	1'40.786	1'40.904	(7)
10	M.MENEGHELLO	35.638	J.VAN LAGEN	38.302	G.FRANCHI	27.050	10	J.VAN LAGEN	1'40.918	1'40.973	(8)
11	S.KANE	35.643	A.BONETTI	38.383	M.ALESHIN	27.068	11	G.FRANCHI	1'40.925	1'41.047	(11)
12	M.ALESHIN	35.656	B.JOUANNY	38.410	H.SHIMODA	27.137	12	B.JOUANNY	1'41.142	1'41.325	(12)
13	B.JOUANNY	35.740	T.KOSTKA	38.441	J.D'AMBROSIO	27.204	13	J.D'AMBROSIO	1'41.428	1'41.656	(13)
14	J.D'AMBROSIO	35.764	J.D'AMBROSIO	38.460	M.MENEGHELLO	27.324	14	A.BONETTI	1'41.665	1'41.981	(15)
15	A.BONETTI	35.900	M.MENEGHELLO	38.801	A.BONETTI	27.382	15	M.MENEGHELLO	1'41.763	1'41.881	(14)



**RENAULT
SPORT**


world series
by RENAULT

 world
series



Computerised results and timing service

**ROUND 3: TURKEY
WORLD SERIES
QUALIFYING 1 A
Fastest Laps Sequence**

Practice Time	Driver	Nation	Time	Kph	Driver's Lap
3'52.916	7 Michael ALESHIN	RUS	1'42.127	188.2	2
5'34.239	7 Michael ALESHIN	RUS	1'41.323	189.7	3
7'49.640	1 Steven KANE	GBR	1'40.904	190.4	3
9'26.783	25 Borja GARCIA	ESP	1'40.397	191.4	2
11'06.835	25 Borja GARCIA	ESP	1'40.052	192.1	3
12'22.897	22 Andy SOUCEK	ESP	1'39.874	192.4	3



Computerised results and timing service

ROUND 3: TURKEY WORLD SERIES QUALIFYING 1 A

Chronological Analysis of Performances

B Crossing the finish line in pit lane
S1 Time from finish line to 1st intermediate
S2 Time from 1st intermediate to 2nd intermediate
S3 Time from 2nd intermediate to finish line
FY Full Yellow Flag

Lap	Lap Time	S1	S2	S3	Lap	Lap Time	S1	S2	S3
1 Steven KANE GBR EPSILON EUSKADI					16 Alvaro PARENTE POR VICTORY ENGINEERING				
1	4'26.436	3'17.443	40.693	28.300	1	7'06.532	5'52.091	45.499	28.942
2	1'42.300	36.567	38.583	27.150	2	1'45.519	38.400	39.450	27.669
3	1'40.904	35.730	38.209	26.965	3	1'40.828	35.848	38.099	26.881
4	1'46.397	37.086	41.982	27.329	4	1'40.346	35.389	37.998	26.959
5	1'42.177	36.188	38.792	27.197	5	1'40.539	35.484	38.032	27.023
6	1'41.192	35.643	38.301	27.248	6	1'40.692	35.585	38.056	27.051
7	1'59.552	42.398	45.657	31.497	7	1'41.076	35.607	38.235	27.234
8	1'40.924	35.717	38.178	27.029	8	2'01.248	36.979 FY	48.846 FY	35.423
9	2'08.884 B	35.706	46.326 FY	46.852 FY	9	1'52.813	39.624	43.817	29.372
4 Tomas KOSTKA CZE DRACO MULTIRACING USA					18 Hayanari SHIMODA JPN VICTORY ENGINEERING				
1	5'16.579	4'06.757	41.383	28.439	1	5'50.225	4'39.120	41.873	29.232
2	1'43.466	36.660	39.500	27.306	2	1'43.858	36.245	40.212	27.401
3	1'40.986	35.410	38.492	27.084	3	1'41.071	35.708	38.179	27.184
4	1'40.995	35.311	38.681	27.003	4	1'47.717	36.242	42.456	29.019
5	1'41.048	35.245	38.711	27.092	5	1'40.878	35.636	38.105	27.137
6	2'03.673	41.398	47.253	35.022	6	1'40.730	35.638	37.924	27.168
7	1'42.378	36.156	39.057	27.165	7	1'40.822	35.627	38.043	27.152
8	1'40.918	35.402	38.441	27.075 FY	8	1'43.753	35.888	38.829	29.036 FY
9	2'05.373 B	40.108 FY	48.458 FY	36.807	9	2'01.141	41.431 FY	47.924	31.786
					10	1'41.450	35.579	38.526	27.345
7 Michael ALESHIN RUS CARLIN MOTORSPORT					19 Matteo MENEGHELLO ITA GD RACING				
1	2'10.789	1'02.443	40.590	27.756	1	3'44.155	2'33.930	42.074	28.151
2	1'42.127	36.311	38.588	27.228	2	1'43.697	36.815	39.334	27.548
3	1'41.323	36.009	38.199	27.115	3	1'42.663	36.132	39.006	27.525
4	1'41.586	35.829	38.500	27.257	4	1'42.646	36.088	39.075	27.483
5	1'41.009	35.695	38.246	27.068	5	1'42.232	36.106	38.801	27.325
6	1'54.373	45.976	39.598	28.799	6	1'41.940	35.749	38.847	27.344
7	1'41.351	35.731	38.404	27.216	7	1'41.881	35.638	38.919	27.324
8	1'41.076	35.656	38.157	27.263	8	1'52.493	40.891	44.080	27.522
9	1'41.205	35.960	38.061	27.184	9	1'42.123	35.704	39.089	27.330 FY
15 Alessandro BONETTI ITA JENZER MOTORSPORT					21 Eric SALIGNON FRA INTERWETTEN.COM				
1	3'58.984	2'50.045	41.054	27.885	1	9'14.176	7'50.415	48.477	35.284
2	1'44.948	36.473	38.930	29.545	2	1'47.350	35.880	38.428	33.042
3	1'42.182	35.900	38.760	27.522	3	1'40.418	35.397	38.115	26.906
4	1'55.725	37.800	47.198	30.727	4	1'40.193	35.425	37.874	26.894
5	1'41.981	36.216	38.383	27.382	5	1'49.761	35.521	46.175	28.065
6	2'00.000	36.350	48.161	35.489	6	1'44.096 B	35.469	38.611	30.016 FY
7	1'46.678	36.327	41.964	28.387					
8	1'42.128	36.172	38.539	27.417					
9	1'58.949	36.525	42.336 FY	40.088 FY					
10	1'56.632 B	38.769 FY	40.656	37.207					
22 Andy SOUCEK ESP INTERWETTEN.COM									



Computerised results and timing service

ROUND 3: TURKEY WORLD SERIES QUALIFYING 1 A

Chronological Analysis of Performances

B Crossing the finish line in pit lane
S1 Time from finish line to 1st intermediate
S2 Time from 1st intermediate to 2nd intermediate
S3 Time from 2nd intermediate to finish line
FY Full Yellow Flag

Lap	Lap Time	S1	S2	S3	Lap	Lap Time	S1	S2	S3
1	9'01.736	7'41.523	47.633	32.580	4	1'41.047	35.598	38.277	27.172
2	1'41.287	35.864	38.379	27.044	5	1'46.074	36.038	42.011	28.025
3	1'39.874	35.122	37.838	26.914	6	1'41.065	35.707	38.308	27.050
4	1'39.983	35.049	37.917	27.017	7	2'08.492	38.580	45.730 FY	44.182 FY
5	1'58.723	42.644	41.039	35.040	8	1'52.379 B	38.865	39.896	33.618
6	1'40.503	35.185	38.036	27.282 FY					
7	2'10.348 B	41.664 FY	50.053 FY	38.631					

25 Borja GARCIA

RC MOTORSPORT ESP

1	7'46.386	6'34.280	44.775	27.331
2	1'40.397	35.668	37.989	26.740
3	1'40.052	35.430	37.773	26.849
4	1'45.736	35.286	43.359	27.091
5	1'40.050	35.431	37.674	26.945
6	1'40.358	35.424	37.914	27.020
7	2'16.585	41.501	45.337 FY	49.747 FY
8	1'52.869 B	38.955 FY	41.168	32.746

26 Bruce JOUANNY

RC MOTORSPORT FRA

1	5'40.125	4'26.803	44.574	28.748
2	1'45.212	37.218	40.135	27.859
3	1'41.615	35.932	38.677	27.006
4	1'48.119	38.160	42.096	27.863
5	1'41.514	35.769	38.589	27.156
6	1'41.325	35.740	38.593	26.992
7	1'41.425	35.762	38.432	27.231
8	1'51.990	35.826	42.238	33.926 FY
9	2'01.589	41.409 FY	46.066	34.114
10	1'41.513	36.022	38.410	27.081

28 Jaap VAN LAGEN

COMTEC NED

1	2'49.731	1'38.289	43.134	28.308
2	1'43.611	36.945	39.177	27.489
3	1'42.210	36.294	38.669	27.247
4	1'48.225	36.118	38.837	33.270
5	1'42.023	36.128	38.730	27.165
6	1'41.358	35.591	38.688	27.079
7	1'40.973	35.626	38.302	27.045
8	1'45.980	35.608	39.604	30.768
9	1'41.079	35.618	38.416	27.045
10	2'07.943 B	35.571	43.722 FY	48.650 FY

29 Gregory FRANCHI

PREMA POWERTEAM BEL

1	7'57.712	6'48.598	41.358	27.756
2	1'42.199	36.275	38.773	27.151
3	1'41.557	35.844	38.543	27.170

30 Christian MONTANARI

PREMA POWERTEAM SMR

1	7'56.628	6'47.400	41.632	27.596
2	1'42.037	36.187	38.868	26.982
3	1'41.206	35.404	38.333	27.469
4	1'40.848	35.444	38.255	27.149
5	1'46.885	36.429	42.834	27.622
6	1'40.635	35.321	38.207	27.107
7	2'07.552	38.014	47.245 FY	42.293 FY
8	1'53.347 B	37.248 FY	40.301	35.798

31 Jérôme D'AMBROSIO

TECH 1 RACING BEL

1	6'27.672	5'18.489	41.177	28.006
2	1'44.549	37.002	39.592	27.955
3	1'42.800	36.128	39.150	27.522
4	1'42.277	36.225	38.746	27.306
5	1'41.656	35.918	38.460	27.278
6	1'51.881	35.812	45.337	30.732
7	1'42.635	36.363	39.068	27.204
8	1'57.747 B	35.764	43.526 FY	38.457 FY



Computerised results and timing service

ROUND 3: TURKEY WORLD SERIES QUALIFYING 1 B Final Classification

Driver	Nation	ASN	Team	Time	Lap	Total	Gap	Kph
1 27 Alex DANIELSSON	SWE	SWE	COMTEC	1'40.129	3	7	-	191.9
2 3 Pastor MALDONADO	VEN	VEN	DRACO MULTIRACING USA	1'40.170	3	4	+0.041	191.8
3 11 Ben HANLEY	GBR	GBR	CRAM COMPETITION	1'40.405	3	4	+0.276	191.4
4 23 Enrico TOCCACELO	ITA	ITA	EUROINTERNATIONAL	1'40.648	4	9	+0.519	190.9
5 10 James ROSSITER	GBR	GBR	PONS RACING	1'40.657	5	10	+0.528	190.9
6 8 Colin FLEMING	USA	USA	CARLIN MOTORSPORT	1'40.693	4	6	+0.564	190.8
7 6 Sean McINTOSH	CAN	CAN	KTR	1'40.794	9	9	+0.665	190.7
8 2 Davide VALSECCHI	ITA	ITA	EPSILON EUSKADI	1'40.873	7	7	+0.744	190.5
9 5 Robbie KERR	GBR	GBR	KTR	1'40.945	5	9	+0.816	190.4
10 20 Patrick PILET	FRA	FRA	GD RACING	1'41.057	4	9	+0.928	190.2
11 12 Milos PAVLOVIC	SCG	ITA	CRAM COMPETITION	1'41.285	3	4	+1.156	189.7
12 14 Alvaro BARBA	ESP	ESP	JENZER MOTORSPORT	1'41.513	6	10	+1.384	189.3
13 9 Celso MIGUEZ	ESP	ESP	PONS RACING	1'41.697	3	7	+1.568	189.0
14 32 Ryo FUKUDA	JPN	FRA	TECH 1 RACING	1'42.203	4	9	+2.074	188.0
15 24 Jason TAHINCI	TUR	TUR	EUROINTERNATIONAL	1'42.442	3	9	+2.313	187.6

Fastest Lap	Lap 3	Alex DANIELSSON	1'40.129	191.9 Kph
Circuit Record Lap		NEW TRACK		Kph
Circuit Best Lap	16/06/2006	Eric SALIGNON	1'39.673	192.8 Kph

Nr. 3 fastest lap time cancelled Art. 28.12. Nr. 27 fastest lap time cancelled Art. 24.22

The results are provisional until the end of the limit for protest and appeals

The limit for protest expires 30' at the latest after publication of the results - Time:

Race Director:	Steward:	Timekeeper:



Computerised results and timing service

ROUND 3: TURKEY
WORLD SERIES
QUALIFYING 1 B
Best Partial Times

IT Ideal Lap Time, sum of the best partial times
 BT Best Lap Time

S1		S2		S3				IT	BT		
Pos	Driver	Time	Driver	Time	Driver	Time	Pos	Driver	IT	BT	
1	P.MALDONADO	35.105	P.MALDONADO	37.877	P.MALDONADO	26.715	1	P.MALDONADO	1'39.697	1'40.170	(2)
2	B.HANLEY	35.173	A.DANIELSSON	37.903	A.DANIELSSON	26.745	2	A.DANIELSSON	1'39.906	1'40.129	(1)
3	A.DANIELSSON	35.258	S.McINTOSH	38.012	B.HANLEY	26.815	3	B.HANLEY	1'40.068	1'40.405	(3)
4	J.ROSSITER	35.386	B.HANLEY	38.080	P.PILET	26.881	4	S.McINTOSH	1'40.458	1'40.794	(7)
5	E.TOCCACELO	35.389	J.ROSSITER	38.180	J.ROSSITER	26.895	5	J.ROSSITER	1'40.461	1'40.657	(5)
6	D.VALSECCHI	35.417	R.KERR	38.187	S.McINTOSH	26.954	6	C.FLEMING	1'40.604	1'40.693	(6)
7	C.FLEMING	35.417	C.FLEMING	38.188	D.VALSECCHI	26.954	7	D.VALSECCHI	1'40.639	1'40.873	(8)
8	R.KERR	35.418	E.TOCCACELO	38.263	E.TOCCACELO	26.996	8	E.TOCCACELO	1'40.648	1'40.648	(4)
9	S.McINTOSH	35.492	D.VALSECCHI	38.268	C.FLEMING	26.999	9	R.KERR	1'40.693	1'40.945	(9)
10	P.PILET	35.498	M.PAVLOVIC	38.285	R.KERR	27.088	10	P.PILET	1'40.745	1'41.057	(10)
11	M.PAVLOVIC	35.704	P.PILET	38.366	A.BARBA	27.116	11	M.PAVLOVIC	1'41.116	1'41.285	(11)
12	C.MIGUEZ	35.774	A.BARBA	38.462	M.PAVLOVIC	27.127	12	A.BARBA	1'41.368	1'41.513	(12)
13	A.BARBA	35.790	C.MIGUEZ	38.480	R.FUKUDA	27.135	13	C.MIGUEZ	1'41.477	1'41.697	(13)
14	R.FUKUDA	35.944	R.FUKUDA	38.880	C.MIGUEZ	27.223	14	R.FUKUDA	1'41.959	1'42.203	(14)
15	J.TAHINCI	36.140	J.TAHINCI	38.949	J.TAHINCI	27.282	15	J.TAHINCI	1'42.371	1'42.442	(15)



**RENAULT
SPORT**


world series
by RENAULT

 world
series



Computerised results and timing service

**ROUND 3: TURKEY
WORLD SERIES
QUALIFYING 1 B
Fastest Laps Sequence**

Practice Time	Driver	Nation	Time	Kph	Driver's Lap
4'02.609	14 Alvaro BARBA	ESP	1'42.029	188.3	2
5'24.778	10 James ROSSITER	GBR	1'41.781	188.8	2
7'06.080	10 James ROSSITER	GBR	1'41.302	189.7	3
7'23.628	27 Alex DANIELSSON	SWE	1'40.455	191.3	2
9'03.757	27 Alex DANIELSSON	SWE	1'40.129	191.9	3
9'58.413	3 Pastor MALDONADO	VEN	1'40.090	192.0	2
10'43.759	27 Alex DANIELSSON	SWE	1'40.002	192.2	4



Computerised results and timing service

ROUND 3: TURKEY WORLD SERIES QUALIFYING 1 B

Chronological Analysis of Performances

B Crossing the finish line in pit lane **S2** Time from 1st intermediate to 2nd intermediate
S1 Time from finish line to 1st intermediate **S3** Time from 2nd intermediate to finish line **FY** Full Yellow Flag

Lap	Lap Time	S1	S2	S3	Lap	Lap Time	S1	S2	S3
2 Davide VALSECCHI ITA EPSILON EUSKADI									
1	9'52.747	8'45.038	40.128	27.581					
2	1'41.016	35.713	38.268	27.035					
3	1'43.816	35.467	41.051	27.298					
4	1'40.997	35.675	38.368	26.954					
5	1'53.492	35.603 FY	45.448 FY	32.441 FY					
6	5'41.390	4'31.969	39.304	30.117					
7	1'40.873	35.417	38.460	26.996					
3 Pastor MALDONADO VEN DRACO MULTIRACING USA									
1	8'18.323	7'12.048	38.932	27.343					
2	1'40.090	35.177	38.076	26.837					
3	1'40.170	35.270	37.877	27.023					
4	1'49.857	41.371	41.771	26.715					
5 Robbie KERR GBR KTR									
1	6'14.218	5'02.497	42.811	28.910					
2	1'43.223	36.918	38.952	27.353					
3	1'41.268	35.757	38.187	27.324					
4	1'50.363	41.691	41.164	27.508					
5	1'40.945	35.647	38.210	27.088					
6	1'45.424	37.945	39.244	28.235					
7	1'52.614	35.418	43.164 FY	34.032 FY					
8	6'11.537	5'00.871	42.046	28.620					
9	1'41.031	35.625	38.278	27.128					
6 Sean McINTOSH CAN KTR									
1	5'54.804	4'42.681	42.376	29.747					
2	1'45.325	36.534	39.041	29.750					
3	1'46.135	35.907	38.284	31.944					
4	1'41.408	35.978	38.240	27.190					
5	1'40.837	35.651	38.232	26.954					
6	1'47.185	36.349	43.617	27.219					
7	1'46.624	35.492	38.121 FY	33.011 FY					
8	6'37.450	5'28.980	38.430	30.040					
9	1'40.794	35.728	38.012	27.054					
8 Colin FLEMING USA CARLIN MOTORSPORT									
1	6'45.321	5'35.193	40.750	29.378					
2	1'42.505	36.599	38.854	27.052					
3	1'40.988	35.489	38.459	27.040					
4	1'40.693	35.417	38.189	27.087					
5	1'40.827	35.562	38.188	27.077					
6	1'40.802	35.512	38.291	26.999					
9 Celso MIGUEZ ESP PONS RACING									
1	9'33.095	8'20.742	42.215	30.138					
2	1'42.701	36.250	38.840	27.611					
3	1'41.697	35.774	38.480	27.443					
4	1'41.815	35.976	38.578	27.261					
5	1'48.718	35.888	38.566 FY	34.264 FY					
6	6'20.543	5'14.105	39.061	27.377					
7	1'42.140	36.135	38.782	27.223					
10 James ROSSITER GBR PONS RACING									
1	3'42.997	2'35.222	39.816	27.959					
2	1'41.781	36.224	38.364	27.193					
3	1'41.302	35.867	38.331	27.104					
4	1'41.026	35.719	38.183	27.124					
5	1'40.657	35.573	38.189	26.895					
6	1'51.516	41.373	42.453	27.690					
7	1'44.039	35.386	38.180	30.473					
8	1'41.025	35.878	38.181	26.966 FY					
9	6'36.519	5'30.504	38.800	27.215					
10	1'40.939	35.568	38.285	27.086					
11 Ben HANLEY GBR CRAM COMPETITION									
1	10'23.915	9'17.138	39.575	27.202					
2	1'40.498	35.538	38.080	26.880					
3	1'40.405	35.173	38.417	26.815					
4	1'41.371	35.359	38.535	27.477					
12 Milos PAVLOVIC SCG CRAM COMPETITION									
1	10'16.895	9'06.431	42.583	27.881					
2	1'41.488	35.997	38.364	27.127					
3	1'41.285	35.794	38.285	27.206					
4	1'52.102	35.704	41.086	35.312 FY					
14 Alvaro BARBA ESP JENZER MOTORSPORT									
1	2'20.580	1'12.232	40.741	27.607					
2	1'42.029	36.347	38.520	27.162					
3	1'42.371	36.289	38.542	27.540					
4	1'41.790	36.179	38.495	27.116					
5	2'02.161	53.663	40.273	28.225					
6	1'41.513	35.790	38.462	27.261					
7	1'53.540 B	37.223	41.538	34.779					
8	4'35.002	2'40.890 FY	1'01.326 FY	52.786 FY					
9	5'14.362	4'03.649	39.468	31.245					
10	1'42.134	36.341	38.667	27.126					



Computerised results and timing service

ROUND 3: TURKEY WORLD SERIES QUALIFYING 1 B

Chronological Analysis of Performances

B Crossing the finish line in pit lane
S1 Time from finish line to 1st intermediate
S2 Time from 1st intermediate to 2nd intermediate
S3 Time from 2nd intermediate to finish line
FY Full Yellow Flag

Lap	Lap Time	S1	S2	S3	Lap	Lap Time	S1	S2	S3
20 Patrick PILET FRA GD RACING					2	1'42.643	36.173	39.269	27.201
1	6'07.423	4'56.341	43.133	27.949	3	1'42.317	36.302	38.880	27.135
2	1'42.231	36.085	38.677	27.469	4	1'42.203	35.948	38.892	27.363
3	1'48.286	38.770	40.566	28.950	5	1'51.161 B	38.161	40.687	32.313
4	1'41.057	35.810	38.366	26.881	6	4'13.110	3'06.555	39.354	27.201
5	1'47.545	35.498	40.233	31.814	7	1'42.076	35.944	38.947 FY	27.185 FY
6	1'56.774	40.563	45.985	30.226	8	6'47.658	5'35.119	45.073	27.466
7	2'09.726	36.047 FY	58.333 FY	35.346 FY	9	1'42.607	36.248	39.021	27.338
8	5'37.623	4'25.336	39.798	32.489					
9	1'41.144	35.647	38.489	27.008					
23 Enrico TOCCACELO ITA EUROINTERNATIONAL									
1	5'47.368	4'33.342	43.015	31.011					
2	1'47.445	40.431	39.886	27.128					
3	1'40.945	35.417	38.530	26.998					
4	1'40.648	35.389	38.263	26.996					
5	1'49.619	39.776	42.345	27.498					
6	1'44.729	35.583	40.402	28.744					
7	1'53.608 B	35.532	41.172 FY	36.904 FY					
8	8'51.027	7'43.287	40.488	27.252					
9	1'41.323	35.651	38.594	27.078					
24 Jason TAHINCI TUR EUROINTERNATIONAL									
1	3'50.419	2'36.843	44.538	29.038					
2	1'44.802	37.044	39.486	28.272					
3	1'42.442	36.211	38.949	27.282					
4	1'42.723	36.179	39.077	27.467					
5	1'50.782	36.140	40.125	34.517					
6	2'00.009	46.983	41.729	31.297					
7	2'13.159	1'03.143	41.622	28.394					
8	2'10.644 B	36.425 FY	57.897 FY	36.322 FY					
9	8'08.340	6'57.074	40.989	30.277					
27 Alex DANIELSSON SWE COMTEC									
1	5'43.173	4'15.046	42.783	45.344					
2	1'40.455	35.721	37.903	26.831					
3	1'40.129	35.334	38.028	26.767					
4	1'40.002	35.258	37.999	26.745					
5	1'40.695	35.585	38.200	26.910					
6	1'51.053	41.324	42.042	27.687					
7	1'50.993	35.863	44.064 FY	31.066 FY					
32 Ryo FUKUDA JPN TECH 1 RACING									
1	3'13.845	2'04.591	41.100	28.154					



Computerised results and timing service

ROUND 3: TURKEY WORLD SERIES QUALIFYING 2 B Final Classification

Driver	Nation	ASN	Team	Time	Lap	Total	Gap	Kph
1 3 Pastor MALDONADO	VEN	VEN	DRACO MULTIRACING USA	1'39.530	5	6	-	193.1
2 27 Alex DANIELSSON	SWE	SWE	COMTEC	1'40.064	6	8	+0.534	192.0
3 11 Ben HANLEY	GBR	GBR	CRAM COMPETITION	1'40.245	4	5	+0.715	191.7
4 2 Davide VALSECCHI	ITA	ITA	EPSILON EUSKADI	1'40.364	3	7	+0.834	191.5
5 20 Patrick PILET	FRA	FRA	GD RACING	1'40.394	9	9	+0.864	191.4
6 8 Colin FLEMING	USA	USA	CARLIN MOTORSPORT	1'40.401	8	9	+0.871	191.4
7 6 Sean McINTOSH	CAN	CAN	KTR	1'40.444	8	10	+0.914	191.3
8 10 James ROSSITER	GBR	GBR	PONS RACING	1'40.905	9	11	+1.375	190.4
9 14 Alvaro BARBA	ESP	ESP	JENZER MOTORSPORT	1'40.915	9	9	+1.385	190.4
10 23 Enrico TOCCACELO	ITA	ITA	EUROINTERNATIONAL	1'40.993	7	8	+1.463	190.3
11 5 Robbie KERR	GBR	GBR	KTR	1'41.087	9	9	+1.557	190.1
12 9 Celso MIGUEZ	ESP	ESP	PONS RACING	1'41.239	11	11	+1.709	189.8
13 12 Milos PAVLOVIC	SCG	ITA	CRAM COMPETITION	1'41.872	8	10	+2.342	188.6
14 32 Ryo FUKUDA	JPN	FRA	TECH 1 RACING	1'41.887	5	8	+2.357	188.6
15 24 Jason TAHINCI	TUR	TUR	EUROINTERNATIONAL	1'42.876	10	10	+3.346	186.8

Fastest Lap	Lap 5	Pastor MALDONADO	1'39.530	193.1 Kph
Circuit Record Lap	17/06/2006 0:	Pastor MALDONADO	1'41.342	189.6 Kph
Circuit Best Lap	18/06/2006	Pastor MALDONADO	1'39.530	193.1 Kph

Dec. Nr 8 .- Car Nr 2 Best lap deleted. Art 25.4

The results are provisional until the end of the limit for protest and appeals

The limit for protest expires 30' at the latest after publication of the results - Time:

Race Director:	Steward:	Timekeeper:



Computerised results and timing service

ROUND 3: TURKEY
WORLD SERIES
QUALIFYING 2 B
Best Partial Times

IT Ideal Lap Time, sum of the best partial times
 BT Best Lap Time

S1		S2		S3				IT	BT		
Pos	Driver	Time	Driver	Time	Driver	Time	Pos	Driver	IT	BT	
1	P.MALDONADO	35.074	P.MALDONADO	37.709	P.MALDONADO	26.747	1	P.MALDONADO	1'39.530	1'39.530	(1)
2	A.DANIELSSON	35.188	A.DANIELSSON	37.927	A.DANIELSSON	26.759	2	A.DANIELSSON	1'39.874	1'40.064	(2)
3	D.VALSECCHI	35.270	S.McINTOSH	37.945	B.HANLEY	26.777	3	D.VALSECCHI	1'40.174	1'40.244	(3)
4	B.HANLEY	35.290	C.FLEMING	37.981	D.VALSECCHI	26.823	4	B.HANLEY	1'40.245	1'40.245	(4)
5	R.KERR	35.403	A.BARBA	38.035	C.FLEMING	26.841	5	C.FLEMING	1'40.283	1'40.401	(6)
6	P.PILET	35.444	P.PILET	38.044	P.PILET	26.901	6	S.McINTOSH	1'40.373	1'40.444	(7)
7	C.FLEMING	35.461	D.VALSECCHI	38.081	A.BARBA	26.920	7	P.PILET	1'40.389	1'40.394	(5)
8	S.McINTOSH	35.481	C.MIGUEZ	38.140	S.McINTOSH	26.947	8	A.BARBA	1'40.578	1'40.915	(9)
9	E.TOCCACELO	35.504	B.HANLEY	38.178	J.ROSSITER	26.996	9	R.KERR	1'40.727	1'41.087	(11)
10	J.ROSSITER	35.508	R.KERR	38.197	E.TOCCACELO	27.085	10	E.TOCCACELO	1'40.864	1'40.993	(10)
11	A.BARBA	35.623	E.TOCCACELO	38.275	C.MIGUEZ	27.103	11	J.ROSSITER	1'40.872	1'40.905	(8)
12	C.MIGUEZ	35.750	J.ROSSITER	38.368	R.FUKUDA	27.115	12	C.MIGUEZ	1'40.993	1'41.239	(12)
13	R.FUKUDA	35.872	M.PAVLOVIC	38.517	R.KERR	27.127	13	R.FUKUDA	1'41.666	1'41.887	(14)
14	M.PAVLOVIC	36.059	R.FUKUDA	38.679	J.TAHINCI	27.221	14	M.PAVLOVIC	1'41.837	1'41.872	(13)
15	J.TAHINCI	36.261	J.TAHINCI	39.189	M.PAVLOVIC	27.261	15	J.TAHINCI	1'42.671	1'42.876	(15)



**RENAULT
SPORT**


world series
by RENAULT

 world
series



Computerised results and timing service

**ROUND 3: TURKEY
WORLD SERIES
QUALIFYING 2 B
Fastest Laps Sequence**

Practice Time	Driver	Nation	Time	Kph	Driver's Lap
4'42.821	9 Celso MIGUEZ	ESP	1'44.296	184.3	2
6'17.972	6 Sean McINTOSH	CAN	1'44.001	184.8	2
6'26.440	9 Celso MIGUEZ	ESP	1'43.619	185.5	3
7'17.096	5 Robbie KERR	GBR	1'42.371	187.7	2
8'00.200	6 Sean McINTOSH	CAN	1'42.228	188.0	3
8'59.057	5 Robbie KERR	GBR	1'41.961	188.5	3
9'41.647	6 Sean McINTOSH	CAN	1'41.447	189.4	4
10'38.908	3 Pastor MALDONADO	VEN	1'41.172	189.9	2
11'22.784	6 Sean McINTOSH	CAN	1'41.137	190.0	5
11'54.313	8 Colin FLEMING	USA	1'41.091	190.1	4
12'18.824	3 Pastor MALDONADO	VEN	1'39.916	192.3	3
15'56.333	3 Pastor MALDONADO	VEN	1'39.530	193.1	5



Computerised results and timing service

ROUND 3: TURKEY WORLD SERIES QUALIFYING 2 B Chronological Analysis of Performances

B Crossing the finish line in pit lane
S1 Time from finish line to 1st intermediate
S2 Time from 1st intermediate to 2nd intermediate
S3 Time from 2nd intermediate to finish line
FY Full Yellow Flag

Lap	Lap Time	S1	S2	S3	Lap	Lap Time	S1	S2	S3
2 Davide VALSECCHI ITA EPSILON EUSKADI					5 1'41.150 35.947 38.230 26.973				
1 10'00.677 8'50.019 41.638 29.020					6 1'40.609 35.645 38.123 26.841				
2 1'42.002 36.194 38.583 27.225					7 1'40.728 35.476 38.184 27.068				
3 1'40.364 35.392 38.149 26.823					8 1'40.401 35.461 37.981 26.959				
4 1'50.226 40.352 42.597 27.277					9 1'44.187 B 36.316 38.949 28.922				
5 1'40.652 35.553 38.206 26.893									
6 1'40.244 35.270 38.081 26.893									
7 1'54.339 B 39.052 42.867 32.420									
3 Pastor MALDONADO VEN DRACO MULTIRACING USA					9 Celso MIGUEZ ESP PONS RACING				
1 8'57.736 7'48.734 41.441 27.561					1 2'58.525 1'47.105 43.154 28.266				
2 1'41.172 35.731 38.303 27.138					2 1'44.296 36.961 39.487 27.848				
3 1'39.916 35.284 37.878 26.754					3 1'43.619 36.793 39.072 27.754				
4 1'57.979 36.391 50.626 30.962					4 1'42.589 36.307 38.848 27.434				
5 1'39.530 35.074 37.709 26.747					5 1'42.563 36.536 38.653 27.374				
6 1'57.004 B 37.757 48.071 31.176					6 1'41.804 35.965 38.553 27.286				
					7 1'41.376 35.874 38.284 27.218				
					8 1'41.355 35.750 38.362 27.243				
					9 1'41.307 35.891 38.313 27.103				
					10 1'53.797 38.568 46.898 28.331				
					11 1'41.239 35.889 38.140 27.210				
5 Robbie KERR GBR KTR					10 James ROSSITER GBR PONS RACING				
1 5'34.725 4'25.828 40.781 28.116					1 3'57.043 2'48.168 40.741 28.134				
2 1'42.371 36.474 38.469 27.428					2 1'47.141 36.971 39.191 30.979				
3 1'41.961 36.073 38.507 27.381					3 1'43.049 36.434 39.017 27.598				
4 1'41.652 35.838 38.489 27.325					4 1'42.225 36.191 38.696 27.338				
5 1'41.754 36.056 38.495 27.203					5 1'42.074 35.972 38.812 27.290				
6 1'41.168 35.690 38.282 27.196					6 1'41.724 35.762 38.795 27.167				
7 1'47.223 B 36.265 40.031 30.927					7 1'51.603 41.008 42.063 28.532				
8 3'49.932 2'43.512 38.197 28.223					8 1'41.116 35.687 38.368 27.061				
9 1'41.087 35.403 38.557 27.127					9 1'40.905 35.508 38.401 26.996				
6 Sean McINTOSH CAN KTR					10 1'41.569 35.923 38.440 27.206				
1 4'33.971 3'24.888 41.192 27.891					11 1'41.138 35.619 38.385 27.134				
2 1'44.001 36.872 39.430 27.699									
3 1'42.228 36.350 38.605 27.273									
4 1'41.447 35.894 38.388 27.165									
5 1'41.137 35.761 38.269 27.107									
6 1'59.050 41.825 50.088 27.137									
7 1'40.583 35.580 38.031 26.972									
8 1'40.444 35.481 38.016 26.947									
9 1'40.636 35.631 37.945 27.060									
10 1'49.863 B 37.194 41.771 30.898									
8 Colin FLEMING USA CARLIN MOTORSPORT					11 Ben HANLEY GBR CRAM COMPETITION				
1 6'44.537 5'32.828 41.250 30.459					1 9'46.699 8'39.363 39.929 27.407				
2 1'44.882 36.484 41.129 27.269					2 1'41.192 35.740 38.525 26.927				
3 1'43.803 35.994 40.643 27.166					3 1'40.612 35.426 38.359 26.827				
4 1'41.091 35.651 38.530 26.910					4 1'40.245 35.290 38.178 26.777				
					5 1'57.036 B 41.358 44.908 30.770				
					12 Milos PAVLOVIC SCG CRAM COMPETITION				
					1 6'08.059 4'58.252 41.237 28.570				
					2 1'42.915 36.488 38.964 27.463				
					3 1'48.362 36.171 44.260 27.931				
					4 1'42.091 36.059 38.646 27.386				
					5 1'42.153 36.064 38.648 27.441				
					6 1'41.906 36.125 38.520 27.261				



Computerised results and timing service

ROUND 3: TURKEY WORLD SERIES QUALIFYING 2 B

Chronological Analysis of Performances

B Crossing the finish line in pit lane
S1 Time from finish line to 1st intermediate
S2 Time from 1st intermediate to 2nd intermediate
S3 Time from 2nd intermediate to finish line
FY Full Yellow Flag

Lap	Lap Time	S1	S2	S3	Lap	Lap Time	S1	S2	S3
7	1'47.534	36.085	38.639	32.810	9	1'54.567	36.486	46.931	31.150
8	1'41.872	36.078	38.517	27.277	10	1'42.876	36.357	39.298	27.221
9	1'42.423	36.065	38.788	27.570					
10	1'58.792 B	38.490	47.478	32.824					

14 Alvaro BARBA ESP JENZER MOTORSPORT

1	6'50.355	5'40.874	41.550	27.931
2	1'46.936	36.637	41.975	28.324
3	1'42.284	36.462	38.621	27.201
4	1'41.450	35.826	38.474	27.150
5	1'41.187	35.797	38.286	27.104
6	1'41.024	35.669	38.210	27.145
7	1'43.509	36.814	39.716	26.979
8	1'40.965	36.010	38.035	26.920
9	1'40.915	35.623	38.210	27.082

20 Patrick PILET FRA GD RACING

1	7'48.764	6'40.319	40.136	28.309
2	1'42.472	36.508	38.805	27.159
3	1'41.432	35.873	38.469	27.090
4	1'41.438	35.748	38.497	27.193
5	1'40.974	35.713	38.250	27.011
6	1'48.533	35.679	41.610	31.244
7	1'40.731	35.649	38.181	26.901
8	1'42.798	36.213	38.768	27.817
9	1'40.394	35.444	38.044	26.906

23 Enrico TOCCACELO ITA EUROINTERNATIONAL

1	8'45.912	7'35.220	42.935	27.757
2	1'46.557	36.257	41.922	28.378
3	1'42.056	36.016	38.678	27.362
4	1'46.175	37.890	40.809	27.476
5	1'41.131	35.524	38.522	27.085
6	1'41.056	35.504	38.341	27.211
7	1'40.993	35.537	38.275	27.181
8	1'55.909 B	37.397	40.600	37.912

24 Jason TAHINCI TUR EUROINTERNATIONAL

1	4'49.451	3'32.123	46.907	30.421
2	1'45.402	37.269	40.207	27.926
3	2'26.046	36.981	1'20.891	28.174
4	1'43.348	36.599	39.189	27.560
5	1'43.404	36.522	39.318	27.564
6	1'43.312	36.325	39.511	27.476
7	1'43.522	36.516	39.524	27.482
8	1'43.015	36.261	39.327	27.427

27 Alex DANIELSSON SWE COMTEC

1	8'35.627	7'19.025	46.040	30.562
2	1'51.433	42.771	39.792	28.870
3	1'44.847	35.530	38.761	30.556
4	1'40.263	35.527	37.977	26.759
5	1'40.526	35.301	38.258	26.967
6	1'40.064	35.370	37.927	26.767
7	1'40.182	35.188	37.937	27.057
8	2'00.241 B	40.771	44.227	35.243

32 Ryo FUKUDA JPN TECH 1 RACING

1	7'21.183	6'06.589	41.558	33.036
2	1'43.865	36.949	39.269	27.647
3	1'42.934	36.163	39.352	27.419
4	1'42.429	36.336	38.937	27.156
5	1'41.887	36.093	38.679	27.115
6	1'51.269	41.203	42.621	27.445
7	1'42.144	35.872	38.816	27.456
8	1'56.253 B	40.117	42.003	34.133



Computerised results and timing service

ROUND 3: TURKEY WORLD SERIES QUALIFYING 2 A Final Classification

Driver	Nation	ASN	Team	Time	Lap	Total	Gap	Kph
1 25 Borja GARCIA	ESP	ESP	RC MOTORSPORT	1'39.974	5	8	-	-
2 7 Michael ALESHIN	RUS	RUS	CARLIN MOTORSPORT	1'39.988	5	8	+0.014	+0.014
3 16 Alvaro PARENTE	POR	POR	VICTORY ENGINEERING	1'40.060	5	9	+0.086	+0.072
4 18 Hayanari SHIMODA	JPN	JPN	VICTORY ENGINEERING	1'40.090	5	10	+0.116	+0.030
5 22 Andy SOUCEK	ESP	ESP	INTERWETTEN.COM	1'40.264	3	7	+0.290	+0.174
6 28 Jaap VAN LAGEN	NED	NED	COMTEC	1'40.287	7	9	+0.313	+0.023
7 30 Christian MONTANARI	SMR	SMR	PREMA POWERTEAM	1'40.293	8	10	+0.319	+0.006
8 4 Tomas KOSTKA	CZE	CZE	DRACO MULTIRACING USA	1'40.518	5	9	+0.544	+0.225
9 29 Gregory FRANCHI	BEL	BEL	PREMA POWERTEAM	1'40.563	4	9	+0.589	+0.045
10 21 Eric SALIGNON	FRA	FRA	INTERWETTEN.COM	1'40.656	3	7	+0.682	+0.093
11 1 Steven KANE	GBR	GBR	EPSILON EUSKADI	1'40.767	5	9	+0.793	+0.111
12 26 Bruce JOUANNY	FRA	FRA	RC MOTORSPORT	1'41.076	8	12	+1.102	+0.309
13 19 Matteo MENEGHELLO	ITA	ITA	GD RACING	1'41.226	10	10	+1.252	+0.150
14 31 Jerôme D'AMBROSIO	BEL	BEL	TECH 1 RACING	1'41.307	9	9	+1.333	+0.081
15 15 Alessandro BONETTI	ITA	ITA	JENZER MOTORSPORT	1'41.310	4	10	+1.336	+0.003

Fastest Lap	Lap 5	Borja GARCIA	1'39.974	192.2 Kph
Circuit Record Lap	17/06/2006 0:	Pastor MALDONADO	1'41.342	189.6 Kph
Circuit Best Lap	18/06/2006	Pastor MALDONADO	1'39.530	193.1 Kph

The results are provisional until the end of the limit for protest and appeals

The limit for protest expires 30' at the latest after publication of the results - Time:

Race Director:	Steward:	Timekeeper:
-----------------------	-----------------	--------------------



Computerised results and timing service

ROUND 3: TURKEY WORLD SERIES QUALIFYING 2 A Best Partial Times

IT Ideal Lap Time, sum of the best partial times

BT Best Lap Time

S1		S2		S3				IT	BT		
Pos	Driver	Time	Driver	Time	Driver	Time	Pos	Driver	IT	BT	
1	A.SOUCEK	35.227	B.GARCIA	37.677	A.PARENTE	26.823	1	B.GARCIA	1'39.894	1'39.974	(1)
2	A.PARENTE	35.249	H.SHIMODA	37.685	M.ALESHIN	26.851	2	M.ALESHIN	1'39.918	1'39.988	(2)
3	C.MONTANARI	35.273	M.ALESHIN	37.766	S.KANE	26.880	3	H.SHIMODA	1'40.004	1'40.090	(4)
4	M.ALESHIN	35.301	A.SOUCEK	37.911	J.VAN LAGEN	26.882	4	A.PARENTE	1'40.020	1'40.060	(3)
5	B.GARCIA	35.319	J.VAN LAGEN	37.926	B.GARCIA	26.898	5	J.VAN LAGEN	1'40.140	1'40.287	(6)
6	T.KOSTKA	35.323	A.PARENTE	37.948	H.SHIMODA	26.931	6	C.MONTANARI	1'40.178	1'40.293	(7)
7	J.VAN LAGEN	35.332	C.MONTANARI	37.965	C.MONTANARI	26.940	7	A.SOUCEK	1'40.180	1'40.264	(5)
8	E.SALIGNON	35.353	G.FRANCHI	38.049	T.KOSTKA	26.953	8	T.KOSTKA	1'40.478	1'40.518	(8)
9	H.SHIMODA	35.388	E.SALIGNON	38.121	B.JOUANNY	26.964	9	G.FRANCHI	1'40.535	1'40.563	(9)
10	G.FRANCHI	35.493	B.JOUANNY	38.194	M.MENEGHELLO	26.981	10	E.SALIGNON	1'40.541	1'40.656	(10)
11	M.MENEGHELLO	35.506	T.KOSTKA	38.202	G.FRANCHI	26.993	11	S.KANE	1'40.652	1'40.767	(11)
12	S.KANE	35.568	S.KANE	38.204	A.SOUCEK	27.042	12	B.JOUANNY	1'40.843	1'41.076	(12)
13	J.D'AMBROSIO	35.573	M.MENEGHELLO	38.369	E.SALIGNON	27.067	13	M.MENEGHELLO	1'40.856	1'41.226	(13)
14	B.JOUANNY	35.685	A.BONETTI	38.396	A.BONETTI	27.105	14	J.D'AMBROSIO	1'41.157	1'41.307	(14)
15	A.BONETTI	35.700	J.D'AMBROSIO	38.459	J.D'AMBROSIO	27.125	15	A.BONETTI	1'41.201	1'41.310	(15)



**RENAULT
SPORT**


world series
by RENAULT

 **world
series**



Computerised results and timing service

**ROUND 3: TURKEY
WORLD SERIES
QUALIFYING 2 A
Fastest Laps Sequence**

Practice Time	Driver	Nation	Time	Kph	Driver's Lap
4'04.817	26 Bruce JOUANNY	FRA	1'46.708	180.1	2
5'46.564	26 Bruce JOUANNY	FRA	1'41.747	188.9	3
7'27.979	26 Bruce JOUANNY	FRA	1'41.415	189.5	4
8'24.868	7 Michael ALESHIN	RUS	1'41.285	189.7	2
9'08.114	1 Steven KANE	GBR	1'41.242	189.8	3
9'32.343	18 Hayanari SHIMODA	JPN	1'40.798	190.6	3
10'05.160	7 Michael ALESHIN	RUS	1'40.292	191.6	3
10'42.165	25 Borja GARCIA	ESP	1'40.268	191.7	3
12'48.034	22 Andy SOUCEK	ESP	1'40.264	191.7	3
12'53.075	18 Hayanari SHIMODA	JPN	1'40.090	192.0	5
13'34.397	7 Michael ALESHIN	RUS	1'39.988	192.2	5
14'09.963	25 Borja GARCIA	ESP	1'39.974	192.2	5



Computerised results and timing service

ROUND 3: TURKEY WORLD SERIES QUALIFYING 2 A

Chronological Analysis of Performances

B Crossing the finish line in pit lane
S1 Time from finish line to 1st intermediate
S2 Time from 1st intermediate to 2nd intermediate
S3 Time from 2nd intermediate to finish line
FY Full Yellow Flag

Lap	Lap Time	S1	S2	S3	Lap	Lap Time	S1	S2	S3
1 Steven KANE GBR EPSILON EUSKADI					16 Alvaro PARENTE POR VICTORY ENGINEERING				
1	5'45.063	4'36.582	40.667	27.814	1	7'06.017	5'52.337	43.658	30.022
2	1'41.809	36.314	38.522	26.973	2	1'49.267	39.680	42.050	27.537
3	1'41.242	35.667	38.204	27.371	3	1'40.618	35.455	38.215	26.948
4	1'49.487	36.146	41.037	32.304	4	1'40.344	35.289	38.109	26.946
5	1'40.767	35.568	38.216	26.983	5	1'40.060	35.249	37.988	26.823
6	1'40.772	35.658	38.234	26.880	6	1'48.886	38.149	40.672	30.065
7	1'46.425	35.700	38.318	32.407	7	1'49.680	37.035	41.426	31.219
8	1'41.722	36.130	38.373	27.219	8	1'40.230	35.383	37.948	26.899
9	1'48.372 B	35.776	38.243	34.353	9	1'52.840	37.941	40.931	33.968
4 Tomas KOSTKA CZE DRACO MULTIRACING USA					18 Hayanari SHIMODA JPN VICTORY ENGINEERING				
1	6'22.486	5'00.507	45.829	36.150	1	6'09.819	4'57.748	42.805	29.266
2	1'50.067	36.537	40.394	33.136	2	1'41.726	36.317	38.181	27.228
3	1'41.148	35.554	38.459	27.135	3	1'40.798	35.742	38.087	26.969
4	1'54.364	38.946	45.587	29.831	4	1'40.642	35.703	38.002	26.937
5	1'40.518	35.363	38.202	26.953	5	1'40.090	35.474	37.685	26.931
6	2'20.363	1'06.806	42.958	30.599	6	1'46.855	38.056	41.017	27.782
7	1'41.303	35.454	38.576	27.273	7	1'52.707	35.388	47.792	29.527
8	1'51.353	38.924	40.587	31.842	8	1'40.911	35.626	38.034	27.251
9	1'40.999	35.323	38.558	27.118	9	1'40.844	35.776	37.994	27.074
					10	1'55.459 B	37.312	42.886	35.261
7 Michael ALESHIN RUS CARLIN MOTORSPORT					19 Matteo MENEGHELLO ITA GD RACING				
1	6'43.583	5'35.529	40.277	27.777	1	4'28.054	3'18.812	41.305	27.937
2	1'41.285	36.013	38.206	27.066	2	1'42.458	36.290	38.871	27.297
3	1'40.292	35.524	37.917	26.851	3	1'46.559	36.131	42.841	27.587
4	1'49.249	35.671	43.771	29.807	4	1'42.206	36.295	38.806	27.105
5	1'39.988	35.301	37.766	26.921	5	1'41.403	35.651	38.771	26.981
6	1'44.463	37.729	39.265	27.469	6	1'41.254	35.506	38.606	27.142
7	1'41.696	35.360	37.774	28.562	7	1'41.726	35.682	38.731	27.313
8	1'44.022 B	35.635	37.850	30.537	8	1'55.973	41.196	45.792	28.985
					9	1'41.955	35.679	38.888	27.388
					10	1'41.226	35.696	38.369	27.161
15 Alessandro BONETTI ITA JENZER MOTORSPORT					21 Eric SALIGNON FRA INTERWETTEN.COM				
1	5'55.513	4'42.988	44.000	28.525	1	8'48.475	7'40.186	40.310	27.979
2	1'42.424	36.484	38.753	27.187	2	1'41.052	35.847	38.121	27.084
3	1'41.601	35.713	38.520	27.368	3	1'40.656	35.447	38.142	27.067
4	1'41.310	35.785	38.420	27.105	4	1'40.704	35.353	38.235	27.116
5	1'43.378	35.951	39.529	27.898	5	1'48.894	39.866	40.918	28.110
6	1'41.375	35.739	38.511	27.125	6	1'40.812	35.484	38.233	27.095
7	1'41.552	35.700	38.399	27.453	7	1'56.184 B	37.592	42.358	36.234
8	1'56.299	40.728	46.967	28.604					
9	1'44.777	36.114	40.224	28.439					
10	1'42.059	36.217	38.396	27.446					



Computerised results and timing service

ROUND 3: TURKEY WORLD SERIES QUALIFYING 2 A

Chronological Analysis of Performances

B Crossing the finish line in pit lane **S2** Time from 1st intermediate to 2nd intermediate
S1 Time from finish line to 1st intermediate **S3** Time from 2nd intermediate to finish line **FY** Full Yellow Flag

Lap	Lap Time	S1	S2	S3	Lap	Lap Time	S1	S2	S3	
22	Andy SOUCEK INTERWETTEN.COM									ESP
1	9'26.780	8'10.817	47.637	28.326						
2	1'40.990	35.609	38.339	27.042						
3	1'40.264	35.227	37.911	27.126						
4	1'46.485	39.838	39.469	27.178						
5	1'40.447	35.234	38.016	27.197						
6	1'45.900	35.642	42.336	27.922						
7	1'53.632 B	36.802	43.631	33.199						
25	Borja GARCIA RC MOTORSPORT									ESP
1	7'14.371	6'07.856	39.096	27.419						
2	1'47.526	35.414	38.077	34.035						
3	1'40.268	35.319	38.051	26.898						
4	1'47.824	37.199	43.650	26.975						
5	1'39.974	35.391	37.677	26.906						
6	1'48.641	38.877	42.800	26.964						
7	1'40.434	35.594	37.848	26.992						
8	1'53.652 B	38.004	41.362	34.286						
26	Bruce JOUANNY RC MOTORSPORT									FRA
1	2'18.109	58.444	48.659	31.006						
2	1'46.708	38.188	40.769	27.751						
3	1'41.747	35.922	38.641	27.184						
4	1'41.415	36.025	38.328	27.062						
5	1'49.402	39.639	40.990	28.773						
6	1'41.107	35.842	38.194	27.071						
7	1'48.928	38.492	42.660	27.776						
8	1'41.076	35.685	38.346	27.045						
9	1'46.008	36.783	41.292	27.933						
10	1'41.134	35.807	38.363	26.964						
11	1'41.458	35.970	38.267	27.221						
12	1'56.772 B	39.573	44.414	32.785						
28	Jaap VAN LAGEN COMTEC									NED
1	7'59.995	6'48.933	41.088	29.974						
2	1'41.013	35.789	38.197	27.027						
3	1'40.410	35.402	37.981	27.027						
4	1'40.989	35.525	38.208	27.256						
5	1'44.940	36.074	41.585	27.281						
6	1'41.561	35.332	38.859	27.370						
7	1'40.287	35.375	38.030	26.882						
8	1'40.473	35.454	37.926	27.093						
9	2'05.391 B	39.399	48.133	37.859						
29	Gregory FRANCHI PREMA POWERTEAM									BEL
1	5'39.264 B	3'54.316	1'04.218	40.730						
2	3'28.663	2'15.873	39.750	33.040						
3	1'43.467	37.309	38.845	27.313						
4	1'40.563	35.521	38.049	26.993						
5	1'40.768	35.493	38.251	27.024						
6	1'41.385	35.655	38.200	27.530						
7	1'57.779	41.936	48.164	27.679						
8	1'41.678	35.736	38.662	27.280						
9	1'41.124	35.666	38.122	27.336						
30	Christian MONTANARI PREMA POWERTEAM									SMR
1	6'16.915	5'04.676	43.255	28.984						
2	1'49.246	36.404	40.703	32.139						
3	1'40.957	35.619	38.387	26.951						
4	1'40.547	35.409	38.119	27.019						
5	1'40.607	35.273	38.394	26.940						
6	1'48.364	37.333	43.307	27.724						
7	1'41.437	35.345	38.514	27.578						
8	1'40.293	35.275	37.965	27.053						
9	1'40.336	35.320	38.035	26.981						
10	1'45.068 B	35.668	39.343	30.057						
31	Jérôme D'AMBROSIO TECH 1 RACING									BEL
1	6'17.690	5'08.100	41.479	28.111						
2	1'49.258	36.345	40.386	32.527						
3	1'44.431	35.951	40.456	28.024						
4	1'42.278	36.067	38.928	27.283						
5	1'41.394	35.573	38.696	27.125						
6	1'47.720	36.765	42.079	28.876						
7	1'41.609	35.674	38.738	27.197						
8	1'41.505	35.627	38.574	27.304						
9	1'41.307	35.627	38.459	27.221						



Computerised results and timing service

ROUND 3: TURKEY

WORLD SERIES

RACE 1

Final Classification

Driver	Nation	ASN	Team	Laps	Total Time	Gap	Kph	Best Lap		
								Lap	Time	Kph
1 22 Andy SOUCEK	ESP	ESP	INTERWETTEN.COM	17	29:04.535	-	187.3	12	1'42.107	188.2
2 25 Borja GARCIA	ESP	ESP	RC MOTORSPORT	17	29:05.252	+0.717	187.2	12	1'41.955	188.5
3 16 Alvaro PARENTE	POR	POR	VICTORY ENGINEERING	17	29:11.145	+6.610	186.6	16	1'42.017	188.4
4 6 Sean McINTOSH	CAN	CAN	KTR	17	29:14.669	+10.134	186.2	13	1'41.892	188.6
5 2 Davide VALSECCHI	ITA	ITA	EPSILON EUSKADI	17	29:16.616	+12.081	186.0	12	1'42.092	188.2
6 27 Aix DANIELSSON	SWE	SWE	COMTEC	17	29:21.497	+16.962	185.5	4	1'42.291	187.9
7 18 Hayanari SHIMODA	JPN	JPN	VICTORY ENGINEERING	17	29:22.514	+17.979	185.4	16	1'42.367	187.7
8 8 Colin FLEMING	USA	USA	CARLIN MOTORSPORT	17	29:22.862	+18.327	185.3	14	1'41.950	188.5
9 30 Christian MONTANARI	SMR	SMR	PREMA POWERTEAM	17	29:23.531	+18.996	185.2	14	1'41.746	188.9
10 9 Celso MIGUEZ	ESP	ESP	PONS RACING	17	29:35.369	+30.834	184.0	16	1'43.073	186.4
11 32 Ryo FUKUDA	JPN	FRA	TECH 1 RACING	17	29:35.707	+31.172	184.0	17	1'42.852	186.8
12 12 Milos PAVLOVIC	SCG	ITA	CRAM COMPETITION	17	29:36.325	+31.790	183.9	17	1'42.645	187.2
13 31 Jerôme D'AMBROSIO	BEL	BEL	TECH 1 RACING	17	29:40.240	+35.705	183.5	17	1'43.165	186.3
14 23 Enrico TOCCACELO	ITA	ITA	EUROINTERNATIONAL	17	29:40.764	+36.229	183.5	10	1'42.532	187.4
15 15 Alessandro BONETTI	ITA	ITA	JENZER MOTORSPORT	17	29:47.053	+42.518	182.8	17	1'42.948	186.7
16 3 Pastor MALDONADO	VEN	VEN	DRACO MULTIRACING USA	17	29:51.596	+47.061	182.3	17	1'41.342	189.6
17 21 Eric SALIGNON	FRA	FRA	INTERWETTEN.COM	17	29:59.852	+55.317	181.5	13	1'41.888	188.6
18 19 Matteo MENEGHELLO	ITA	ITA	GD RACING	17	30:01.138	+56.603	181.4	16	1'43.179	186.2
19 26 Bruce JOUANNY	FRA	FRA	RC MOTORSPORT	17	30:02.846	+58.311	181.2	3	1'42.663	187.2
20 1 Steven KANE	GBR	GBR	EPSILON EUSKADI	17	30:03.368	+58.833	181.2	5	1'42.901	186.8
21 24 Jason TAHINCI	TUR	TUR	EUROINTERNATIONAL	17	30:13.524	+1'08.989	180.1	4	1'44.690	183.6
22 14 Alvaro BARBA	ESP	ESP	JENZER MOTORSPORT	16	30:06.453	1 Lap	170.2	8	1'42.990	186.6
23 7 Michael ALESHIN	RUS	RUS	CARLIN MOTORSPORT	15	27:10.501	2 Laps	176.8	10	1'43.190	186.2

Not classified:

10 James ROSSITER	GBR	GBR	PONS RACING	11	19:27.371			5	1'41.963	188.5
5 Robbie KERR	GBR	GBR	KTR	2	3:41.659			2	1'47.893	178.1
28 Jaap VAN LAGEN	NED	NED	COMTEC							
20 Patrick PILET	FRA	FRA	GD RACING							
4 Tomas KOSTKA	CZE	CZE	DRACO MULTIRACING USA							
29 Gregory FRANCHI	BEL	BEL	PREMA POWERTEAM							
11 Ben HANLEY	GBR	GBR	CRAM COMPETITION							

Pole Position		A. SOUCEK	1'39.874	Kph
Fastest Lap	Lap 17	Pastor MALDONADO	1'41.342	189.6 Kph
Circuit Record Lap	17/06/2006 0:	Pastor MALDONADO	1'41.342	189.6 Kph
Circuit Best Lap	16/06/2006 0:	Eric SALIGNON	1'39.673	192.8 Kph

Nr. 3 25° Penalty Art. 24.22

The results are provisional until the end of the limit for protest and appeals

The limit for protest expires 30' at the latest after publication of the results - Time:

Race Director:	Steward:	Timekeeper:



Computerised results and timing service

**ROUND 3: TURKEY
WORLD SERIES
RACE 1
Lap Chart**

Driver	Lap	Grid	1	2	3	4	5	6	7	8	9	10	11	12	13	14	15	16	17
(22) A. SOUCEK	1	22	22	22	22	22	22	22	22	22	22	22	22	22	22	22	22	22	22
(27) A. DANIELSSON	2	27	25	25	25	25	25	25	25	25	25	25	25	25	25	25	25	25	25
(25) B. GARCIA	3	25	27	27	27	27	27	27	27	3	3	3	16	16	16	16	16	16	16
(3) P. MALDONADO	4	3	3	3	3	3	3	3	3	16	16	16	6	6	6	6	6	6	6
(21) E. SALIGNON	5	21	10	10	10	10	10	10	16	23	23	23	2	2	2	2	2	2	2
(11) B. HANLEY	6	11	16	16	16	16	16	16	23	6	6	6	27	27	27	27	27	27	27
(16) A. PARENTE	7	16	23	23	23	23	23	23	6	2	2	2	18	18	18	18	18	18	18
(23) E. TOCCACELO	8	23	6	6	6	6	6	6	2	18	18	18	8	8	8	8	8	8	8
(30) C. MONTANARI	9	30	18	18	18	18	18	18	27	27	27	30	30	30	30	30	30	30	30
(10) J. ROSSITER	10	10	1	1	2	2	2	2	10	1	1	8	3	3	3	3	3	3	3
(18) H. SHIMODA	11	18	5	2	1	1	1	1	1	8	8	30	1	1	1	9	9	9	9
(8) C. FLEMING	12	8	2	32	32	32	8	8	8	32	30	1	9	9	9	32	32	32	32
(1) S. KANE	13	1	9	9	8	8	32	32	32	30	32	9	32	32	32	12	12	12	12
(6) S. McINTOSH	14	6	14	8	9	9	9	30	30	10	9	32	12	12	12	31	31	31	31
(28) J. VAN LAGEN	15	28	32	5	30	30	30	9	9	9	10	10	31	31	31	23	23	23	23
(2) D. VALSECCHI	16	2	31	30	12	12	12	12	31	31	31	31	23	23	23	15	15	15	15
(4) T. KOSTKA	17	4	8	31	31	31	31	31	12	12	12	12	7	7	7	19	19	19	21
(5) R. KERR	18	5	30	12	15	15	15	15	15	7	7	7	15	15	15	7	21	21	19
(29) G. FRANCHI	19	29	24	24	24	24	7	7	7	15	15	15	26	26	19	21	26	26	26
(20) P. PILET	20	20	12	15	7	7	24	21	21	21	26	26	10	19	21	26	1	1	1
(7) M. ALESHIN	21	7	15	7	21	21	21	26	26	26	21	21	19	21	26	1	24	24	24
(12) M. PAVLOVIC	22	12	7	19	19	19	19	19	19	19	19	19	21	24	24	24	7	14	
(26) B. JOUANNY	23	26	19	21	26	26	26	24	24	24	24	24	24	14	14	14	14		
(14) A. BARBA	24	14	21	26	14	14	14	14	14	14	14	14							
(31) J. D'AMBROSIO	25	31	26	14															
(9) C. MIGUEZ	26	9																	
(19) M. MENEGHELLO	27	19																	
(32) R. FUKUDA	28	32																	
(15) A. BONETTI	29	15																	
(24) J. TAHINCI	30	24																	



Computerised results and timing service

ROUND 3: TURKEY WORLD SERIES After the RACE 1 Drivers Championship Standings

Ammended

Drivers	Nation	Points	ZOL	MON	TUR	ITA	SPA	GER	GBR	FRA	ESP
1 Boria GARCIA	ESP	34	10 12	- -	12 -						
2 Pastor MALDONADO	VEN	31	3 10 1	15 - 1	- - 1						
3 Eric SALIGNON	FRA	30	15 15	- -	- -						
4 Andy SOUCEK	ESP	23	- 6	1 -	15 - 1						
5 James ROSSITER	GBR	18	6 -	12 -	- -						
6 Colin FLEMING	USA	16	5 -	8 -	3 -						
7 Christian MONTANARI	SMR	16	12 - 1	- - 1	2 -						
8 Alvaro PARENTE	POR	15	- -	5 -	10 -						
9 Alx DANIELSSON	SWE	14	8 1	- -	5 -						
10 Greaory FRANCHI	BEL	10	- -	10 -	- -						
11 Havanari SHIMODA	JPN	10	- -	6 -	4 -						
12 Sean McIntOSH	CAN	8	- -	- -	8 -						
13 Robbie KERR	GBR	8	4 -	4 -	- -						
14 Steven KANE	GBR	8	- 8	- -	- -						
15 Davide VALSECCHI	ITA	7	- - 1	- -	6 -						
16 Milos PAVLOVIC	SCG	7	- 5	2 -	- -						
17 Enrico TOCCACELO	ITA	5	2 3	- -	- -						
18 Alvaro BARBA	ESP	4	- 4	- -	- -						
19 Tomas KOSTKA	CZE	3	- -	3 -	- -						
20 Ben HANLEY	GBR	2	1 - 1	- -	- -						
21 Bruce JOUANNY	FRA	2	- 2	- -	- -						
22 Celso MIGUEZ	ESP	1	- -	- -	1 -						



Computerised results and timing service

ROUND 3: TURKEY

WORLD SERIES

After the RACE 1

Teams Championship Standings

Ammended

Teams	Points	ZOL	MON	TUR	ITA	SPA	GER	GBR	FRA	ESP
1 INTERWETTEN.COM	53	15 21	1 -	15 - 1						
2 RC MOTORSPORT	36	10 14	- -	12 -						
3 DRACO MULTIRACING USA	34	3 10 1	18 - 1	- - 1						
4 PREMA POWERTEAM	26	12 - 1	10 - 1	2 -						
5 VICTORY ENGINEERING	25	- -	11 -	14 -						
6 PONS RACING	19	6 -	12 -	1 -						
7 CARLIN MOTORSPORT	16	5 -	8 -	3 -						
8 KTR	16	4 -	4 -	8 -						
9 EPSILON EUSKADI	15	- 8 1	- -	6 -						
10 COMTEC	14	8 1	- -	5 -						
11 CRAM COMPETITION	9	1 5 1	2 -	- -						
12 EUROINTERNATIONAL	5	2 3	- -	- -						
13 JENZER MOTORSPORT	4	- 4	- -	- -						



Computerised results and timing service

ROUND 3: TURKEY WORLD SERIES RACE 1 Best Partial Times

IT Ideal Lap Time, sum of the best partial times
BT Best Lap Time

S1		S2		S3		IT		BT			
Pos	Driver	Time	Driver	Time	Driver	Time	Pos	Driver	IT	BT	
1	P.MALDONADO	35.550	P.MALDONADO	38.223	D.VALSECCHI	27.017	1	P.MALDONADO	1'40.820	1'41.026	(10)
2	C.MONTANARI	35.844	B.GARCIA	38.375	J.ROSSITER	27.026	2	C.MONTANARI	1'41.510	1'41.746	(9)
3	E.SALIGNON	35.873	S.McINTOSH	38.446	P.MALDONADO	27.047	3	S.McINTOSH	1'41.636	1'41.892	(4)
4	S.McINTOSH	35.882	A.PARENTE	38.502	C.MONTANARI	27.105	4	A.PARENTE	1'41.698	1'42.017	(3)
5	A.SOUCEK	35.899	A.SOUCEK	38.513	A.DANIELSSON	27.134	5	C.FLEMING	1'41.731	1'41.950	(8)
6	J.ROSSITER	35.953	C.MONTANARI	38.561	C.FLEMING	27.170	6	D.VALSECCHI	1'41.743	1'42.092	(5)
7	C.FLEMING	35.963	C.FLEMING	38.598	A.BARBA	27.222	7	J.ROSSITER	1'41.751	1'41.963	(24)
8	A.PARENTE	35.968	A.DANIELSSON	38.610	A.PARENTE	27.228	8	B.GARCIA	1'41.759	1'41.955	(2)
9	D.VALSECCHI	36.004	M.PAVLOVIC	38.666	E.SALIGNON	27.244	9	A.DANIELSSON	1'41.789	1'42.291	(6)
10	A.DANIELSSON	36.045	H.SHIMODA	38.696	E.TOCCACELO	27.267	10	A.SOUCEK	1'41.806	1'42.107	(1)
11	B.GARCIA	36.057	E.SALIGNON	38.703	R.FUKUDA	27.280	11	E.SALIGNON	1'41.820	1'41.888	(17)
12	E.TOCCACELO	36.089	D.VALSECCHI	38.722	S.McINTOSH	27.308	12	E.TOCCACELO	1'42.212	1'42.532	(15)
13	B.JOUANNY	36.230	J.ROSSITER	38.772	B.JOUANNY	27.308	13	H.SHIMODA	1'42.284	1'42.367	(7)
14	H.SHIMODA	36.240	C.MIGUEZ	38.813	B.GARCIA	27.327	14	M.PAVLOVIC	1'42.454	1'42.645	(13)
15	J.D'AMBROSIO	36.254	A.BONETTI	38.829	H.SHIMODA	27.348	15	B.JOUANNY	1'42.472	1'42.663	(19)
16	A.BARBA	36.327	E.TOCCACELO	38.856	S.KANE	27.375	16	A.BARBA	1'42.484	1'42.990	(22)
17	M.PAVLOVIC	36.341	S.KANE	38.924	A.SOUCEK	27.394	17	S.KANE	1'42.683	1'42.901	(20)
18	R.FUKUDA	36.375	B.JOUANNY	38.934	M.MENEGHELLO	27.404	18	R.FUKUDA	1'42.711	1'42.852	(12)
19	S.KANE	36.384	A.BARBA	38.935	M.PAVLOVIC	27.447	19	C.MIGUEZ	1'42.734	1'43.073	(11)
20	C.MIGUEZ	36.398	M.ALESHIN	38.973	M.ALESHIN	27.464	20	A.BONETTI	1'42.745	1'42.948	(16)
21	M.MENEGHELLO	36.407	R.FUKUDA	39.056	J.D'AMBROSIO	27.468	21	J.D'AMBROSIO	1'42.794	1'43.165	(14)
22	A.BONETTI	36.418	J.D'AMBROSIO	39.072	A.BONETTI	27.498	22	M.ALESHIN	1'42.872	1'43.190	(23)
23	M.ALESHIN	36.435	M.MENEGHELLO	39.169	C.MIGUEZ	27.523	23	M.MENEGHELLO	1'42.980	1'43.179	(18)
24	J.TAHINCI	36.791	J.TAHINCI	39.503	J.TAHINCI	27.660	24	J.TAHINCI	1'43.954	1'44.690	(21)
25	R.KERR	37.269	R.KERR	40.197	R.KERR	28.189	25	R.KERR	1'45.655	1'47.893	(25)



**RENAULT
SPORT**


world series
by RENAULT

 world
series



Computerised results and timing service

**ROUND 3: TURKEY
WORLD SERIES
RACE 1**

Fastest Laps Sequence

Practice Time	Driver	Nation	Time	Kph	Driver's Lap
3'28.123	22 Andy SOUCEK	ESP	1'43.202	186.2	2
3'29.066	27 Alx DANIELSSON	SWE	1'43.024	186.5	2
3'29.386	3 Pastor MALDONADO	VEN	1'43.010	186.6	2
5'10.399	22 Andy SOUCEK	ESP	1'42.276	187.9	3
7'02.562	2 Davide VALSECCHI	ITA	1'42.161	188.1	4
8'40.000	10 James ROSSITER	GBR	1'41.963	188.5	5
20'32.314	25 Borja GARCIA	ESP	1'41.955	188.5	12
20'53.237	3 Pastor MALDONADO	VEN	1'41.562	189.2	12
27'45.254	3 Pastor MALDONADO	VEN	1'41.026	190.2	16



Computerised results and timing service

ROUND 3: TURKEY WORLD SERIES RACE 1

Chronological Analysis of Performances

B Crossing the finish line in pit lane
S1 Time from finish line to 1st intermediate
S2 Time from 1st intermediate to 2nd intermediate
S3 Time from 2nd intermediate to finish line
FY Full Yellow Flag

Lap	Lap Time	S1	S2	S3	Lap	Lap Time	S1	S2	S3
1 Steven KANE GBR EPSILON EUSKADI					10	1'43.055 B	35.943	38.355	28.757
1	1'52.826	43.587	41.299	27.940	11	1'59.027	53.419	38.373	27.235
2	1'43.959	36.959	39.331	27.669	12	1'41.562	35.741	38.451	27.370
3	1'45.064	36.494	40.793	27.777	13	1'47.651	36.246	43.737	27.668
4	1'43.184	36.545	39.247	27.392	14	1'41.647	35.790	38.423	27.434
5	1'42.901	36.478	39.015	27.408	15	1'41.693	35.550	38.693	27.450
6	1'43.145	36.470	39.167	27.508	16	1'41.026	35.756	38.223	27.047
7	1'45.807	38.377	39.892	27.538	17	1'41.342	35.684	38.275	27.383
8	1'43.371	36.456	39.351	27.564					
9	1'42.914	36.388	38.975	27.551					
10	1'46.620	38.023	40.949	27.648					
11	1'43.838	37.261	39.049	27.528					
12	1'42.908	36.384	39.011	27.513					
13	1'44.774	36.959	39.926	27.889					
14	2'12.430	36.611	1'08.112	27.707					
15	1'43.633	36.656	39.431	27.546					
16	1'42.942	36.549	39.018	27.375					
17	1'43.052	36.600	38.924	27.528					
2 Davide VALSECCHI ITA EPSILON EUSKADI									
1	1'53.913	44.844	41.186	27.883					
2	1'43.595	37.303	38.976	27.316					
3	1'42.893	36.396	39.214	27.283					
4	1'42.161	36.036	38.840	27.285					
5	1'42.361	36.042	39.028	27.291					
6	1'42.907	36.320	38.785	27.802					
7	1'42.133	36.269	38.847	27.017					
8	1'42.732	36.158	38.952	27.622					
9	1'43.179	36.456	39.112	27.611					
10	1'42.724	36.465	38.722	27.537					
11	1'42.846	36.683	38.803	27.360					
12	1'42.092	36.004	38.815	27.273					
13	1'42.562	36.242	38.811	27.509					
14	1'43.337	36.931	39.082	27.324					
15	1'42.436	36.024	39.031	27.381					
16	1'42.158	36.065	38.883	27.210					
17	1'42.587	36.175	39.012	27.400					
3 Pastor MALDONADO VEN DRACO MULTIRACING USA									
1	1'46.376	40.011	38.982	27.383					
2	1'43.010	36.668	38.652	27.690					
3	1'43.975	36.687	39.231	28.057					
4	1'42.548	36.431	38.852	27.265					
5	1'42.410	36.061	38.928	27.421					
6	1'42.702	36.529	38.764	27.409					
7	1'42.805	36.418	38.954	27.433					
8	1'43.748	36.124	38.608	29.016					
9	1'42.019	36.177	38.371	27.471					
5 Robbie KERR GBR KTR					10	1'43.055 B	35.943	38.355	28.757
1	1'53.766	43.808	41.769	28.189	11	1'47.893 B	37.269	40.197	30.427
2	1'47.893 B	37.269	40.197	30.427					
6 Sean McINTOSH CAN KTR					10	1'43.055 B	35.943	38.355	28.757
1	1'51.781	43.356	40.648	27.777	11	1'42.558	36.752	38.446	27.360
2	1'43.373	36.891	39.050	27.432	12	1'42.267	36.066	38.833	27.368
3	1'42.888	36.476	38.954	27.458	13	1'41.892	35.882	38.520	27.490
4	1'42.764	36.312	38.946	27.506	14	1'42.466	36.327	38.794	27.345
5	1'42.590	36.307	38.883	27.400	15	1'41.986	35.913	38.691	27.382
6	1'42.612	36.348	38.881	27.383	16	1'42.042	36.063	38.671	27.308
7	1'43.206	36.411	39.138	27.657	17	1'43.351	36.453	39.191	27.707
8	1'42.806	36.347	38.829	27.630					
9	1'43.165	36.702	38.814	27.649					
10	1'42.922	36.221	39.211	27.490					
11	1'42.558	36.752	38.446	27.360					
12	1'42.267	36.066	38.833	27.368					
13	1'41.892	35.882	38.520	27.490					
14	1'42.466	36.327	38.794	27.345					
15	1'41.986	35.913	38.691	27.382					
16	1'42.042	36.063	38.671	27.308					
17	1'43.351	36.453	39.191	27.707					
7 Michael ALESHIN RUS CARLIN MOTORSPORT					10	1'43.055 B	35.943	38.355	28.757
1	2'00.166	50.474	41.324	28.368	11	1'43.190	36.435	39.221	27.534
2	1'45.969	37.941	39.757	28.271	12	1'44.269	36.613	39.367	28.289
3	1'45.012	37.234	39.563	28.215	13	1'43.217	36.623	38.973	27.621
4	1'44.997	37.862	39.395	27.740	14	1'43.209	36.482	39.263	27.464
5	1'44.536	37.006	39.575	27.955	15	1'58.444	39.869	47.426	31.149
6	1'43.657	36.663	39.318	27.676	16	2'22.691 B	43.877	52.163	46.651
7	1'43.783	36.779	39.305	27.699					
8	1'44.115	36.898	39.311	27.906					
9	1'43.246	36.537	39.194	27.515					
10	1'43.190	36.435	39.221	27.534					
11	1'44.269	36.613	39.367	28.289					
12	1'43.217	36.623	38.973	27.621					
13	1'43.209	36.482	39.263	27.464					
14	1'58.444	39.869	47.426	31.149					
15	2'22.691 B	43.877	52.163	46.651					



Computerised results and timing service

ROUND 3: TURKEY WORLD SERIES RACE 1

Chronological Analysis of Performances

B Crossing the finish line in pit lane
S1 Time from finish line to 1st intermediate
S2 Time from 1st intermediate to 2nd intermediate
S3 Time from 2nd intermediate to finish line
FY Full Yellow Flag

Lap	Lap Time	S1	S2	S3	Lap	Lap Time	S1	S2	S3
8 Colin FLEMING USA CARLIN MOTORSPORT					10	1'45.334	38.878	39.206	27.250
					11	1'54.241	36.599	39.154	38.488
1	1'56.733	43.161	45.873	27.699					
2	1'44.605	37.825	39.352	27.428					
3	1'43.985	37.182	39.396	27.407					
4	1'42.916	36.557	38.914	27.445					
5	1'42.853	36.245	39.438	27.170					
6	1'41.984	36.174	38.616	27.194					
7	1'44.149	36.507	40.335	27.307					
8	1'43.528	36.481	39.397	27.650					
9	1'42.842	36.359	38.937	27.546					
10	1'43.911	37.408	39.148	27.355					
11	1'42.191	36.265	38.598	27.328					
12	1'42.147	36.162	38.749	27.236					
13	1'41.993	36.012	38.741	27.240					
14	1'41.950	35.963	38.745	27.242					
15	1'42.209	36.196	38.794	27.219					
16	1'42.212	36.287	38.638	27.287					
17	1'42.654	36.475	38.840	27.339					
9 Celso MIGUEZ ESP PONS RACING									
1	1'55.031	44.716	42.415	27.900					
2	1'45.903	38.768	39.491	27.644					
3	1'45.322	37.354	39.366	28.602					
4	1'43.964	36.771	39.089	28.104					
5	1'43.306	36.668	39.009	27.629					
6	1'43.851	37.274	39.054	27.523					
7	1'43.145	36.557	39.000	27.588					
8	1'43.623	36.398	39.500	27.725					
9	1'43.638	36.708	39.043	27.887					
10	1'44.144	37.498	38.942	27.704					
11	1'43.373	36.572	39.037	27.764					
12	1'43.377	36.528	39.000	27.849					
13	1'43.630	36.652	39.300	27.678					
14	1'43.729	36.918	39.117	27.694					
15	1'43.085	36.728	38.813	27.544					
16	1'43.073	36.516	38.929	27.628					
17	1'43.175	36.511	39.020	27.644					
12 Milos PAVLOVIC SCG CRAM COMPETITION									
1	1'59.146	49.095	41.098	28.953					
2	1'45.214	37.647	39.968	27.599					
3	1'43.516	36.522	39.047	27.947					
4	1'43.293	36.604	39.070	27.619					
5	1'43.238	36.829	38.941	27.468					
6	1'43.534	36.717	39.215	27.602					
7	1'46.128	36.628	41.804	27.696					
8	1'43.712	36.932	39.131	27.649					
9	1'42.915	36.438	38.813	27.664					
10	1'43.956	36.868	39.405	27.683					
11	1'43.713	36.917	38.831	27.965					
12	1'43.766	37.449	38.748	27.569					
13	1'42.693	36.356	38.874	27.463					
14	1'43.118	36.437	38.858	27.823					
15	1'42.961	36.410	39.067	27.484					
16	1'42.777	36.585	38.666	27.526					
17	1'42.645	36.341	38.857	27.447					
14 Alvaro BARBA ESP JENZER MOTORSPORT									
1	1'55.545	44.165	43.096	28.284					
2	1'59.748	52.112	40.197	27.439					
3	2'08.322 B	36.482	59.233	32.607					
4	2'45.614	1'39.261	39.131	27.222					
5	2'05.419	36.493	59.438	29.488					
6	1'43.170	36.635	38.954	27.581					
7	1'47.599	39.553	40.373	27.673					
8	1'42.990	36.327	38.941	27.722					
9	1'43.818	36.739	39.542	27.537					
10	1'45.621	37.077	40.906	27.638					
11	1'43.109	36.339	39.093	27.677					
12	1'44.636	37.495	39.208	27.933					
13	1'50.047	36.577	45.745	27.725					
14	1'44.080	36.933	39.507	27.640					
15	1'43.099	36.518	38.935	27.646					
16	1'43.636	36.740	39.118	27.778					
10 James ROSSITER GBR PONS RACING									
1	1'49.186	42.143	39.713	27.330					
2	1'43.193	36.590	39.241	27.362					
3	1'42.947	36.265	39.314	27.368					
4	1'42.711	36.404	39.128	27.179					
5	1'41.963	36.078	38.772	27.113					
6	1'42.120	36.232	38.862	27.026					
7	1'53.371	36.186	49.534	27.651					
8	1'47.884	35.953	44.320	27.611					
9	1'44.421	36.321	39.568	28.532					
15 Alessandro BONETTI ITA JENZER MOTORSPORT									
1	1'59.712	49.897	41.042	28.773					
2	1'45.651	37.730	39.477	28.444					
3	1'45.337	37.218	39.450	28.669					
4	1'43.624	36.691	39.435	27.498					
5	1'43.505	36.767	39.195	27.543					
6	1'43.601	36.549	39.254	27.798					
7	1'44.402	37.319	39.308	27.775					
8	1'47.711	40.110	39.686	27.915					



Computerised results and timing service

ROUND 3: TURKEY WORLD SERIES RACE 1

Chronological Analysis of Performances

B Crossing the finish line in pit lane
S1 Time from finish line to 1st intermediate
S2 Time from 1st intermediate to 2nd intermediate
S3 Time from 2nd intermediate to finish line
FY Full Yellow Flag

Lap	Lap Time	S1	S2	S3	Lap	Lap Time	S1	S2	S3	
9	1'44.262	36.856	39.395	28.011	19 Matteo MENEGHELLO ITA GD RACING	1	2'00.481	50.168	41.563	28.750
10	1'43.399	36.635	39.046	27.718		2	1'45.974	38.411	39.896	27.667
11	1'43.711	36.428	39.270	28.013		3	1'45.659	38.031	39.936	27.692
12	1'43.391	36.522	39.190	27.679		4	1'45.313	37.806	39.817	27.690
13	1'43.433	36.418	39.170	27.845		5	1'44.665	37.105	39.667	27.893
14	1'44.648	36.534	39.586	28.528		6	1'46.980	37.295	41.749	27.936
15	1'44.388	37.220	39.429	27.739		7	1'44.052	36.979	39.482	27.591
16	1'43.330	36.731	39.074	27.525		8	1'43.781	36.796	39.461	27.524
17	1'42.948	36.491	38.829	27.628		9	1'44.402	36.583	39.501	28.318
16 Alvaro PARENTE POR VICTORY ENGINEERING						10	1'43.584	36.856	39.169	27.559
1	1'50.042	42.673	39.779	27.590		11	1'44.554	36.571	39.488	28.495
2	1'43.079	36.915	38.813	27.351		12	1'43.491	36.562	39.296	27.633
3	1'42.900	36.623	38.965	27.312		13	1'44.676	37.677	39.460	27.539
4	1'42.570	36.308	38.811	27.451		14	1'43.882	36.602	39.876	27.404
5	1'42.400	36.416	38.756	27.228		15	1'43.233	36.482	39.309	27.442
6	1'42.039	36.058	38.616	27.365		16	1'43.179	36.407	39.353	27.419
7	1'44.278	36.278	40.552	27.448		17	1'53.232	36.436	45.350	31.446
8	1'42.942	36.044	38.883	28.015	21 Eric SALIGNON FRA INTERWETTEN.COM					
9	1'42.472	36.150	38.747	27.575	1	2'00.956	51.078	41.067	28.811	
10	1'42.249	36.099	38.562	27.588	2	1'45.904	38.830	39.296	27.778	
11	1'42.173	36.234	38.595	27.344	3	1'44.547	36.950	39.520	28.077	
12	1'42.268	36.247	38.616	27.405	4	1'45.253	38.093	39.446	27.714	
13	1'42.681	36.035	39.015	27.631	5	1'45.100	36.983	39.614	28.503	
14	1'42.651	36.355	38.719	27.577	6	1'45.834	36.793	40.568	28.473	
15	1'42.039	36.145	38.509	27.385	7	1'42.300	36.074	38.840	27.386	
16	1'42.017	35.968	38.718	27.331	8	1'44.078	36.660	39.348	28.070	
17	1'42.345	36.032	38.502	27.811	9	1'47.142	36.966	39.198	30.978	
18 Hayanari SHIMODA JPN VICTORY ENGINEERING					10	1'42.123	36.176	38.703	27.244	
1	1'52.257	43.043	41.401	27.813	11	1'51.511	36.702	40.201	34.608	
2	1'43.631	37.031	39.076	27.524	12	1'44.163	36.141	39.571	28.451	
3	1'42.889	36.360	39.022	27.507	13	1'41.888	35.873	38.746	27.269	
4	1'42.860	36.518	38.795	27.547	14	1'48.870	37.464	41.359	30.047	
5	1'42.865	36.479	38.810	27.576	15	1'45.657	37.257	40.665	27.735	
6	1'42.490	36.264	38.767	27.459	16	1'42.241	36.006	38.854	27.381	
7	1'43.586	36.411	39.254	27.921	17	1'42.285	35.964	38.829	27.492	
8	1'43.460	36.916	39.090	27.454	22 Andy SOUCEK ESP INTERWETTEN.COM					
9	1'42.941	36.609	38.705	27.627	1	1'44.921	37.860	39.226	27.835	
10	1'42.910	36.663	38.710	27.537	2	1'43.202	36.628	38.843	27.731	
11	1'44.185	38.084	38.696	27.405	3	1'42.276	36.069	38.689	27.518	
12	1'43.247	36.623	39.012	27.612	4	1'42.415	36.042	38.807	27.566	
13	1'42.905	36.510	38.928	27.467	5	1'42.255	36.134	38.609	27.512	
14	1'42.912	36.731	38.762	27.419	6	1'42.410	36.223	38.708	27.479	
15	1'43.686	36.943	39.262	27.481	7	1'42.569	36.050	38.786	27.733	
16	1'42.367	36.240	38.751	27.376	8	1'42.642	36.238	38.772	27.632	
17	1'43.323	37.214	38.761	27.348	9	1'42.355	35.899	38.812	27.644	



Computerised results and timing service

ROUND 3: TURKEY WORLD SERIES RACE 1

Chronological Analysis of Performances

B Crossing the finish line in pit lane
S1 Time from finish line to 1st intermediate
S2 Time from 1st intermediate to 2nd intermediate
S3 Time from 2nd intermediate to finish line
FY Full Yellow Flag

Lap	Lap Time	S1	S2	S3	Lap	Lap Time	S1	S2	S3
10	1'42.294	36.190	38.598	27.506	1	1'45.396	38.873	39.163	27.360
11	1'42.167	36.260	38.513	27.394	2	1'43.308	36.667	38.788	27.853
12	1'42.107	36.048	38.528	27.531	3	1'42.307	36.176	38.541	27.590
13	1'42.720	36.314	38.810	27.596	4	1'42.305	36.144	38.677	27.484
14	1'42.770	36.250	38.716	27.804	5	1'42.493	36.259	38.723	27.511
15	1'42.605	36.356	38.644	27.605	6	1'42.357	36.291	38.560	27.506
16	1'42.452	36.267	38.629	27.556	7	1'42.198	36.134	38.617	27.447
17	1'42.375	36.137	38.651	27.587	8	1'42.827	36.604	38.601	27.622

23 Enrico TOCCACELO ITA EUROINTERNATIONAL

1	1'50.588	42.853	39.998	27.737
2	1'43.436	36.853	39.142	27.441
3	1'43.326	36.427	39.434	27.465
4	1'42.796	36.343	39.089	27.364
5	1'42.632	36.239	38.960	27.433
6	1'42.700	36.231	39.032	27.437
7	1'43.309	36.471	39.236	27.602
8	1'42.971	36.240	39.014	27.717
9	1'42.944	36.424	39.057	27.463
10	1'42.532	36.301	38.856	27.375
11	2'05.224	57.597	39.564	28.063
12	1'43.186	36.244	39.335	27.607
13	1'42.913	36.089	39.447	27.377
14	1'42.877	36.137	39.452	27.288
15	1'43.598	36.730	39.485	27.383
16	1'42.788	36.480	39.041	27.267
17	1'42.944	36.119	39.298	27.527

24 Jason TAHINCI TUR EUROINTERNATIONAL

1	1'58.954	48.769	41.271	28.914
2	1'46.076	37.442	40.284	28.350
3	1'45.977	36.994	39.878	29.105
4	1'44.690	37.475	39.503	27.712
5	1'45.553	37.124	39.788	28.641
6	1'48.695	37.040	43.414	28.241
7	1'45.652	37.423	40.448	27.781
8	1'45.030	37.114	40.119	27.797
9	1'45.126	37.093	40.080	27.953
10	1'45.190	37.644	39.883	27.663
11	1'49.876	36.791	44.215	28.870
12	1'45.438	37.441	40.330	27.667
13	1'45.387	37.384	40.343	27.660
14	1'45.587	37.194	40.513	27.880
15	1'45.541	37.358	40.384	27.799
16	1'45.354	37.365	40.074	27.915
17	1'45.398	37.274	40.190	27.934

25 Borja GARCIA ESP RC MOTORSPORT

9	1'42.418	36.129	38.653	27.636
10	1'42.605	36.510	38.638	27.457
11	1'42.145	36.355	38.463	27.327
12	1'41.955	36.057	38.375	27.523
13	1'42.587	36.444	38.705	27.438
14	1'42.777	36.418	38.600	27.759
15	1'42.553	36.412	38.641	27.500
16	1'42.443	36.378	38.499	27.566
17	1'42.578	36.399	38.611	27.568

26 Bruce JOUANNY FRA RC MOTORSPORT

1	2'08.738	1'00.305	40.807	27.626
2	1'45.032	38.329	39.395	27.308
3	1'42.663	36.230	38.934	27.499
4	1'42.736	36.243	39.168	27.325
5	1'43.704	36.934	39.239	27.531
6	1'45.934	36.884	41.151	27.899
7	1'42.968	36.284	39.054	27.630
8	1'43.183	36.270	39.367	27.546
9	1'43.499	36.604	39.367	27.528
10	1'43.548	36.849	39.145	27.554
11	1'43.599	36.440	39.276	27.883
12	1'43.330	36.481	39.220	27.629
13	1'59.965	51.053	41.250	27.662
14	1'43.722	36.468	39.909	27.345
15	1'43.717	36.696	39.279	27.742
16	1'43.383	36.611	39.103	27.669
17	1'43.125	36.521	39.127	27.477

27 Aix DANIELSSON SWE COMTEC

1	1'46.042	39.724	38.841	27.477
2	1'43.024	36.668	38.763	27.593
3	1'43.989	36.758	39.379	27.852
4	1'42.291	36.453	38.704	27.134
5	1'42.743	36.190	39.039	27.514
6	1'42.679	36.546	38.670	27.463
7	1'42.519	36.289	38.796	27.434
8	1'50.957	36.045	38.901	36.011
9	1'43.573	36.989	39.043	27.541
10	1'42.854	36.370	38.993	27.491
11	1'42.755	36.659	38.610	27.486
12	1'43.510	36.905	39.092	27.513



Computerised results and timing service

ROUND 3: TURKEY WORLD SERIES RACE 1

Chronological Analysis of Performances

B Crossing the finish line in pit lane **S2** Time from 1st intermediate to 2nd intermediate
S1 Time from finish line to 1st intermediate **S3** Time from 2nd intermediate to finish line **FY** Full Yellow Flag

Lap	Lap Time	S1	S2	S3	Lap	Lap Time	S1	S2	S3
13	1'43.032	36.317	39.022	27.693	5	1'44.070	36.375	39.572	28.123
14	1'42.940	36.423	38.925	27.592	6	1'43.269	36.553	39.436	27.280
15	1'43.018	36.640	38.905	27.473	7	1'43.279	36.516	39.308	27.455
16	1'42.433	36.318	38.841	27.274	8	1'43.529	36.440	39.559	27.530
17	1'43.138	36.401	38.974	27.763	9	1'45.823	37.568	39.353	28.902
30 Christian MONTANARI SMR PREMA POWERTEAM					10	1'45.031	38.045	39.409	27.577
1	1'58.190	41.887	39.587	36.716	11	1'43.617	36.569	39.160	27.888
2	1'44.323	37.045	40.044	27.234	12	1'42.958	36.416	39.209	27.333
3	1'43.781	36.476	39.265	28.040	13	1'43.415	36.453	39.313	27.649
4	1'44.039	36.938	39.395	27.706	14	1'43.739	36.760	39.614	27.365
5	1'43.385	36.828	39.104	27.453	15	1'43.336	36.829	39.214	27.293
6	1'42.464	36.411	38.768	27.285	16	1'43.081	36.467	39.103	27.511
7	1'42.519	36.159	39.042	27.318	17	1'42.852	36.471	39.056	27.325
8	1'43.582	36.461	39.602	27.519					
9	1'42.635	36.464	38.739	27.432					
10	1'43.512	36.406	39.634	27.472					
11	1'42.187	36.099	38.753	27.335					
12	1'42.145	36.052	38.776	27.317					
13	1'42.214	36.016	38.982	27.216					
14	1'41.746	35.844	38.797	27.105					
15	1'42.246	36.056	38.767	27.423					
16	1'41.909	36.190	38.561	27.158					
17	1'42.654	36.113	39.034	27.507					
31 Jérôme D'AMBROSIO BEL TECH 1 RACING									
1	1'56.369	47.401	40.990	27.978					
2	1'46.771	38.502	40.071	28.198					
3	1'45.329	37.103	39.480	28.746					
4	1'43.534	36.604	39.437	27.493					
5	1'43.609	36.620	39.366	27.623					
6	1'43.773	36.539	39.626	27.608					
7	1'44.254	36.445	39.870	27.939					
8	1'43.332	36.375	39.255	27.702					
9	1'43.178	36.395	39.101	27.682					
10	1'44.005	36.968	39.416	27.621					
11	1'44.370	36.539	39.277	28.554					
12	1'44.940	37.821	39.471	27.648					
13	1'43.648	36.333	39.571	27.744					
14	1'43.283	36.395	39.420	27.468					
15	1'43.272	36.617	39.072	27.583					
16	1'43.408	36.366	39.338	27.704					
17	1'43.165	36.254	39.242	27.669					
32 Ryo FUKUDA JPN TECH 1 RACING									
1	1'55.854	45.326	42.318	28.210					
2	1'44.796	37.214	39.696	27.886					
3	1'43.715	36.563	39.586	27.566					
4	1'43.343	36.439	39.428	27.476					



Computerised results and timing service

ROUND 3: TURKEY WORLD SERIES RACE 1 Analysis by Lap

Lapped driver

Num	Lap Time	Gap	Num	Lap Time	Gap	Num	Lap Time	Gap	Num	Lap Time	Gap	Num	Lap Time	Gap
32	1'42.958	27.671	24	1'45.587	1'00.128	30	1'42.654	18.996						
12	1'43.766	30.518	Lap 15			3	1'41.342	22.061						
31	1'44.940	31.851	22	1'42.605		9	1'43.175	30.834						
23	1'43.186	34.031	25	1'42.553	0.523	32	1'42.852	31.172						
7	1'43.217	34.544	16	1'42.039	7.075	12	1'42.645	31.790						
15	1'43.391	36.693	6	1'41.986	9.568	31	1'43.165	35.705						
26	1'43.330	37.321	2	1'42.436	12.163	23	1'42.944	36.229						
19	1'43.491	41.323	27	1'43.018	16.218	15	1'42.948	42.518						
21	1'44.163	47.298	18	1'43.686	17.116	21	1'42.285	55.317						
<input type="checkbox"/> 14	1'43.109	1 Lap	8	1'42.209	18.288	19	1'53.232	56.603						
24	1'45.438	54.644	30	1'42.246	19.260	26	1'43.125	58.311						
Lap 13			3	1'41.693	24.520	1	1'43.052	58.833						
22	1'42.720		9	1'43.085	29.413	<input type="checkbox"/> 14	1'43.636	1 Lap						
25	1'42.587	0.568	32	1'43.336	30.066	24	1'45.398	1'08.989						
16	1'42.681	7.760	12	1'42.961	31.195									
6	1'41.892	10.491	31	1'43.272	33.959									
2	1'42.562	11.765	23	1'43.598	35.324									
27	1'43.032	15.635	15	1'44.388	41.067									
18	1'42.905	15.893	19	1'43.233	45.019									
8	1'41.993	19.504	21	1'45.657	55.618									
30	1'42.214	20.643	26	1'43.717	56.630									
3	1'47.651	26.555	1	1'43.633	57.666									
1	1'44.774	26.978	<input type="checkbox"/> 14	1'44.080	1 Lap									
9	1'43.630	27.974	24	1'45.541	1'03.064									
32	1'43.415	28.366	7	2'22.691	1'30.793									
12	1'42.693	30.491	Lap 16											
31	1'43.648	32.779	22	1'42.452										
23	1'42.913	34.224	25	1'42.443	0.514									
7	1'43.209	35.033	16	1'42.017	6.640									
15	1'43.433	37.406	6	1'42.042	9.158									
19	1'44.676	43.279	2	1'42.158	11.869									
21	1'41.888	46.466	27	1'42.433	16.199									
<input type="checkbox"/> 14	1'44.636	1 Lap	18	1'42.367	17.031									
26	1'59.965	54.566	8	1'42.212	18.048									
24	1'45.387	57.311	30	1'41.909	18.717									
Lap 14			3	1'41.026	23.094									
22	1'42.770		9	1'43.073	30.034									
25	1'42.777	0.575	32	1'43.081	30.695									
16	1'42.651	7.641	12	1'42.777	31.520									
6	1'42.466	10.187	31	1'43.408	34.915									
2	1'43.337	12.332	23	1'42.788	35.660									
27	1'42.940	15.805	15	1'43.330	41.945									
18	1'42.912	16.035	19	1'43.179	45.746									
8	1'41.950	18.684	21	1'42.241	55.407									
30	1'41.746	19.619	26	1'43.383	57.561									
3	1'41.647	25.432	1	1'42.942	58.156									
9	1'43.729	28.933	<input type="checkbox"/> 14	1'43.099	1 Lap									
32	1'43.739	29.335	24	1'45.354	1'05.966									
12	1'43.118	30.839	Lap 17											
31	1'43.283	33.292	22	1'42.375										
23	1'42.877	34.331	25	1'42.578	0.717									
15	1'44.648	39.284	16	1'42.345	6.610									
19	1'43.882	44.391	6	1'43.351	10.134									
7	1'58.444	50.707	2	1'42.587	12.081									
21	1'48.870	52.566	27	1'43.138	16.962									
26	1'43.722	55.518	18	1'43.323	17.979									
1	2'12.430	56.638	8	1'42.654	18.327									
<input type="checkbox"/> 14	1'50.047	1 Lap												



Computerised results and timing service

ROUND 3: TURKEY WORLD SERIES RACE 1

Chronological Analysis of Performances

B Crossing the finish line in pit lane
S1 Time from finish line to 1st intermediate
S2 Time from 1st intermediate to 2nd intermediate
S3 Time from 2nd intermediate to finish line
FY Full Yellow Flag

Lap	Lap Time	S1	S2	S3	Lap	Lap Time	S1	S2	S3
1 Steven KANE GBR EPSILON EUSKADI					10	1'43.055 B	35.943	38.355	28.757
1	1'52.826	43.587	41.299	27.940	11	1'59.027	53.419	38.373	27.235
2	1'43.959	36.959	39.331	27.669	12	1'41.562	35.741	38.451	27.370
3	1'45.064	36.494	40.793	27.777	13	1'47.651	36.246	43.737	27.668
4	1'43.184	36.545	39.247	27.392	14	1'41.647	35.790	38.423	27.434
5	1'42.901	36.478	39.015	27.408	15	1'41.693	35.550	38.693	27.450
6	1'43.145	36.470	39.167	27.508	16	1'41.026	35.756	38.223	27.047
7	1'45.807	38.377	39.892	27.538	17	1'41.342	35.684	38.275	27.383
8	1'43.371	36.456	39.351	27.564					
9	1'42.914	36.388	38.975	27.551					
10	1'46.620	38.023	40.949	27.648					
11	1'43.838	37.261	39.049	27.528					
12	1'42.908	36.384	39.011	27.513					
13	1'44.774	36.959	39.926	27.889					
14	2'12.430	36.611	1'08.112	27.707					
15	1'43.633	36.656	39.431	27.546					
16	1'42.942	36.549	39.018	27.375					
17	1'43.052	36.600	38.924	27.528					
2 Davide VALSECCHI ITA EPSILON EUSKADI									
1	1'53.913	44.844	41.186	27.883					
2	1'43.595	37.303	38.976	27.316					
3	1'42.893	36.396	39.214	27.283					
4	1'42.161	36.036	38.840	27.285					
5	1'42.361	36.042	39.028	27.291					
6	1'42.907	36.320	38.785	27.802					
7	1'42.133	36.269	38.847	27.017					
8	1'42.732	36.158	38.952	27.622					
9	1'43.179	36.456	39.112	27.611					
10	1'42.724	36.465	38.722	27.537					
11	1'42.846	36.683	38.803	27.360					
12	1'42.092	36.004	38.815	27.273					
13	1'42.562	36.242	38.811	27.509					
14	1'43.337	36.931	39.082	27.324					
15	1'42.436	36.024	39.031	27.381					
16	1'42.158	36.065	38.883	27.210					
17	1'42.587	36.175	39.012	27.400					
3 Pastor MALDONADO VEN DRACO MULTIRACING USA									
1	1'46.376	40.011	38.982	27.383					
2	1'43.010	36.668	38.652	27.690					
3	1'43.975	36.687	39.231	28.057					
4	1'42.548	36.431	38.852	27.265					
5	1'42.410	36.061	38.928	27.421					
6	1'42.702	36.529	38.764	27.409					
7	1'42.805	36.418	38.954	27.433					
8	1'43.748	36.124	38.608	29.016					
9	1'42.019	36.177	38.371	27.471					
5 Robbie KERR GBR KTR					10	1'43.055 B	35.943	38.355	28.757
1	1'53.766	43.808	41.769	28.189	11	1'47.893 B	37.269	40.197	30.427
2	1'47.893 B	37.269	40.197	30.427					
6 Sean McINTOSH CAN KTR					1	1'51.781	43.356	40.648	27.777
2	1'43.373	36.891	39.050	27.432	2	1'43.373	36.891	39.050	27.432
3	1'42.888	36.476	38.954	27.458	3	1'42.888	36.476	38.954	27.458
4	1'42.764	36.312	38.946	27.506	4	1'42.764	36.312	38.946	27.506
5	1'42.590	36.307	38.883	27.400	5	1'42.590	36.307	38.883	27.400
6	1'42.612	36.348	38.881	27.383	6	1'42.612	36.348	38.881	27.383
7	1'43.206	36.411	39.138	27.657	7	1'43.206	36.411	39.138	27.657
8	1'42.806	36.347	38.829	27.630	8	1'42.806	36.347	38.829	27.630
9	1'43.165	36.702	38.814	27.649	9	1'43.165	36.702	38.814	27.649
10	1'42.922	36.221	39.211	27.490	10	1'42.922	36.221	39.211	27.490
11	1'42.558	36.752	38.446	27.360	11	1'42.558	36.752	38.446	27.360
12	1'42.267	36.066	38.833	27.368	12	1'42.267	36.066	38.833	27.368
13	1'41.892	35.882	38.520	27.490	13	1'41.892	35.882	38.520	27.490
14	1'42.466	36.327	38.794	27.345	14	1'42.466	36.327	38.794	27.345
15	1'41.986	35.913	38.691	27.382	15	1'41.986	35.913	38.691	27.382
16	1'42.042	36.063	38.671	27.308	16	1'42.042	36.063	38.671	27.308
17	1'43.351	36.453	39.191	27.707	17	1'43.351	36.453	39.191	27.707
7 Michael ALESHIN RUS CARLIN MOTORSPORT					1	2'00.166	50.474	41.324	28.368
2	1'45.969	37.941	39.757	28.271	2	1'45.969	37.941	39.757	28.271
3	1'45.012	37.234	39.563	28.215	3	1'45.012	37.234	39.563	28.215
4	1'44.997	37.862	39.395	27.740	4	1'44.997	37.862	39.395	27.740
5	1'44.536	37.006	39.575	27.955	5	1'44.536	37.006	39.575	27.955
6	1'43.657	36.663	39.318	27.676	6	1'43.657	36.663	39.318	27.676
7	1'43.783	36.779	39.305	27.699	7	1'43.783	36.779	39.305	27.699
8	1'44.115	36.898	39.311	27.906	8	1'44.115	36.898	39.311	27.906
9	1'43.246	36.537	39.194	27.515	9	1'43.246	36.537	39.194	27.515
10	1'43.190	36.435	39.221	27.534	10	1'43.190	36.435	39.221	27.534
11	1'44.269	36.613	39.367	28.289	11	1'44.269	36.613	39.367	28.289
12	1'43.217	36.623	38.973	27.621	12	1'43.217	36.623	38.973	27.621
13	1'43.209	36.482	39.263	27.464	13	1'43.209	36.482	39.263	27.464
14	1'58.444	39.869	47.426	31.149	14	1'58.444	39.869	47.426	31.149
15	2'22.691 B	43.877	52.163	46.651	15	2'22.691 B	43.877	52.163	46.651



Computerised results and timing service

ROUND 3: TURKEY WORLD SERIES RACE 1

Chronological Analysis of Performances

B Crossing the finish line in pit lane
S1 Time from finish line to 1st intermediate
S2 Time from 1st intermediate to 2nd intermediate
S3 Time from 2nd intermediate to finish line
FY Full Yellow Flag

Lap	Lap Time	S1	S2	S3	Lap	Lap Time	S1	S2	S3
8 Colin FLEMING USA CARLIN MOTORSPORT					10	1'45.334	38.878	39.206	27.250
					11	1'54.241	36.599	39.154	38.488
1	1'56.733	43.161	45.873	27.699					
2	1'44.605	37.825	39.352	27.428					
3	1'43.985	37.182	39.396	27.407					
4	1'42.916	36.557	38.914	27.445					
5	1'42.853	36.245	39.438	27.170					
6	1'41.984	36.174	38.616	27.194					
7	1'44.149	36.507	40.335	27.307					
8	1'43.528	36.481	39.397	27.650					
9	1'42.842	36.359	38.937	27.546					
10	1'43.911	37.408	39.148	27.355					
11	1'42.191	36.265	38.598	27.328					
12	1'42.147	36.162	38.749	27.236					
13	1'41.993	36.012	38.741	27.240					
14	1'41.950	35.963	38.745	27.242					
15	1'42.209	36.196	38.794	27.219					
16	1'42.212	36.287	38.638	27.287					
17	1'42.654	36.475	38.840	27.339					
9 Celso MIGUEZ ESP PONS RACING									
1	1'55.031	44.716	42.415	27.900					
2	1'45.903	38.768	39.491	27.644					
3	1'45.322	37.354	39.366	28.602					
4	1'43.964	36.771	39.089	28.104					
5	1'43.306	36.668	39.009	27.629					
6	1'43.851	37.274	39.054	27.523					
7	1'43.145	36.557	39.000	27.588					
8	1'43.623	36.398	39.500	27.725					
9	1'43.638	36.708	39.043	27.887					
10	1'44.144	37.498	38.942	27.704					
11	1'43.373	36.572	39.037	27.764					
12	1'43.377	36.528	39.000	27.849					
13	1'43.630	36.652	39.300	27.678					
14	1'43.729	36.918	39.117	27.694					
15	1'43.085	36.728	38.813	27.544					
16	1'43.073	36.516	38.929	27.628					
17	1'43.175	36.511	39.020	27.644					
12 Milos PAVLOVIC SCG CRAM COMPETITION									
1	1'59.146	49.095	41.098	28.953					
2	1'45.214	37.647	39.968	27.599					
3	1'43.516	36.522	39.047	27.947					
4	1'43.293	36.604	39.070	27.619					
5	1'43.238	36.829	38.941	27.468					
6	1'43.534	36.717	39.215	27.602					
7	1'46.128	36.628	41.804	27.696					
8	1'43.712	36.932	39.131	27.649					
9	1'42.915	36.438	38.813	27.664					
10	1'43.956	36.868	39.405	27.683					
11	1'43.713	36.917	38.831	27.965					
12	1'43.766	37.449	38.748	27.569					
13	1'42.693	36.356	38.874	27.463					
14	1'43.118	36.437	38.858	27.823					
15	1'42.961	36.410	39.067	27.484					
16	1'42.777	36.585	38.666	27.526					
17	1'42.645	36.341	38.857	27.447					
14 Alvaro BARBA ESP JENZER MOTORSPORT									
1	1'55.545	44.165	43.096	28.284					
2	1'59.748	52.112	40.197	27.439					
3	2'08.322 B	36.482	59.233	32.607					
4	2'45.614	1'39.261	39.131	27.222					
5	2'05.419	36.493	59.438	29.488					
6	1'43.170	36.635	38.954	27.581					
7	1'47.599	39.553	40.373	27.673					
8	1'42.990	36.327	38.941	27.722					
9	1'43.818	36.739	39.542	27.537					
10	1'45.621	37.077	40.906	27.638					
11	1'43.109	36.339	39.093	27.677					
12	1'44.636	37.495	39.208	27.933					
13	1'50.047	36.577	45.745	27.725					
14	1'44.080	36.933	39.507	27.640					
15	1'43.099	36.518	38.935	27.646					
16	1'43.636	36.740	39.118	27.778					
10 James ROSSITER GBR PONS RACING									
1	1'49.186	42.143	39.713	27.330					
2	1'43.193	36.590	39.241	27.362					
3	1'42.947	36.265	39.314	27.368					
4	1'42.711	36.404	39.128	27.179					
5	1'41.963	36.078	38.772	27.113					
6	1'42.120	36.232	38.862	27.026					
7	1'53.371	36.186	49.534	27.651					
8	1'47.884	35.953	44.320	27.611					
9	1'44.421	36.321	39.568	28.532					
15 Alessandro BONETTI ITA JENZER MOTORSPORT									
1	1'59.712	49.897	41.042	28.773					
2	1'45.651	37.730	39.477	28.444					
3	1'45.337	37.218	39.450	28.669					
4	1'43.624	36.691	39.435	27.498					
5	1'43.505	36.767	39.195	27.543					
6	1'43.601	36.549	39.254	27.798					
7	1'44.402	37.319	39.308	27.775					
8	1'47.711	40.110	39.686	27.915					



Computerised results and timing service

ROUND 3: TURKEY WORLD SERIES RACE 1

Chronological Analysis of Performances

B Crossing the finish line in pit lane
S1 Time from finish line to 1st intermediate
S2 Time from 1st intermediate to 2nd intermediate
S3 Time from 2nd intermediate to finish line
FY Full Yellow Flag

Lap	Lap Time	S1	S2	S3	Lap	Lap Time	S1	S2	S3	
9	1'44.262	36.856	39.395	28.011	19 Matteo MENEGHELLO ITA GD RACING	1	2'00.481	50.168	41.563	28.750
10	1'43.399	36.635	39.046	27.718		2	1'45.974	38.411	39.896	27.667
11	1'43.711	36.428	39.270	28.013		3	1'45.659	38.031	39.936	27.692
12	1'43.391	36.522	39.190	27.679		4	1'45.313	37.806	39.817	27.690
13	1'43.433	36.418	39.170	27.845		5	1'44.665	37.105	39.667	27.893
14	1'44.648	36.534	39.586	28.528		6	1'46.980	37.295	41.749	27.936
15	1'44.388	37.220	39.429	27.739		7	1'44.052	36.979	39.482	27.591
16	1'43.330	36.731	39.074	27.525		8	1'43.781	36.796	39.461	27.524
17	1'42.948	36.491	38.829	27.628		9	1'44.402	36.583	39.501	28.318
16 Alvaro PARENTE POR VICTORY ENGINEERING						10	1'43.584	36.856	39.169	27.559
1	1'50.042	42.673	39.779	27.590		11	1'44.554	36.571	39.488	28.495
2	1'43.079	36.915	38.813	27.351		12	1'43.491	36.562	39.296	27.633
3	1'42.900	36.623	38.965	27.312		13	1'44.676	37.677	39.460	27.539
4	1'42.570	36.308	38.811	27.451		14	1'43.882	36.602	39.876	27.404
5	1'42.400	36.416	38.756	27.228		15	1'43.233	36.482	39.309	27.442
6	1'42.039	36.058	38.616	27.365		16	1'43.179	36.407	39.353	27.419
7	1'44.278	36.278	40.552	27.448		17	1'53.232	36.436	45.350	31.446
8	1'42.942	36.044	38.883	28.015	21 Eric SALIGNON FRA INTERWETTEN.COM					
9	1'42.472	36.150	38.747	27.575	1	2'00.956	51.078	41.067	28.811	
10	1'42.249	36.099	38.562	27.588	2	1'45.904	38.830	39.296	27.778	
11	1'42.173	36.234	38.595	27.344	3	1'44.547	36.950	39.520	28.077	
12	1'42.268	36.247	38.616	27.405	4	1'45.253	38.093	39.446	27.714	
13	1'42.681	36.035	39.015	27.631	5	1'45.100	36.983	39.614	28.503	
14	1'42.651	36.355	38.719	27.577	6	1'45.834	36.793	40.568	28.473	
15	1'42.039	36.145	38.509	27.385	7	1'42.300	36.074	38.840	27.386	
16	1'42.017	35.968	38.718	27.331	8	1'44.078	36.660	39.348	28.070	
17	1'42.345	36.032	38.502	27.811	9	1'47.142	36.966	39.198	30.978	
18 Hayanari SHIMODA JPN VICTORY ENGINEERING					10	1'42.123	36.176	38.703	27.244	
1	1'52.257	43.043	41.401	27.813	11	1'51.511	36.702	40.201	34.608	
2	1'43.631	37.031	39.076	27.524	12	1'44.163	36.141	39.571	28.451	
3	1'42.889	36.360	39.022	27.507	13	1'41.888	35.873	38.746	27.269	
4	1'42.860	36.518	38.795	27.547	14	1'48.870	37.464	41.359	30.047	
5	1'42.865	36.479	38.810	27.576	15	1'45.657	37.257	40.665	27.735	
6	1'42.490	36.264	38.767	27.459	16	1'42.241	36.006	38.854	27.381	
7	1'43.586	36.411	39.254	27.921	17	1'42.285	35.964	38.829	27.492	
8	1'43.460	36.916	39.090	27.454	22 Andy SOUCEK ESP INTERWETTEN.COM					
9	1'42.941	36.609	38.705	27.627	1	1'44.921	37.860	39.226	27.835	
10	1'42.910	36.663	38.710	27.537	2	1'43.202	36.628	38.843	27.731	
11	1'44.185	38.084	38.696	27.405	3	1'42.276	36.069	38.689	27.518	
12	1'43.247	36.623	39.012	27.612	4	1'42.415	36.042	38.807	27.566	
13	1'42.905	36.510	38.928	27.467	5	1'42.255	36.134	38.609	27.512	
14	1'42.912	36.731	38.762	27.419	6	1'42.410	36.223	38.708	27.479	
15	1'43.686	36.943	39.262	27.481	7	1'42.569	36.050	38.786	27.733	
16	1'42.367	36.240	38.751	27.376	8	1'42.642	36.238	38.772	27.632	
17	1'43.323	37.214	38.761	27.348	9	1'42.355	35.899	38.812	27.644	



Computerised results and timing service

ROUND 3: TURKEY WORLD SERIES RACE 1

Chronological Analysis of Performances

B Crossing the finish line in pit lane
S1 Time from finish line to 1st intermediate
S2 Time from 1st intermediate to 2nd intermediate
S3 Time from 2nd intermediate to finish line
FY Full Yellow Flag

Lap	Lap Time	S1	S2	S3	Lap	Lap Time	S1	S2	S3
10	1'42.294	36.190	38.598	27.506	1	1'45.396	38.873	39.163	27.360
11	1'42.167	36.260	38.513	27.394	2	1'43.308	36.667	38.788	27.853
12	1'42.107	36.048	38.528	27.531	3	1'42.307	36.176	38.541	27.590
13	1'42.720	36.314	38.810	27.596	4	1'42.305	36.144	38.677	27.484
14	1'42.770	36.250	38.716	27.804	5	1'42.493	36.259	38.723	27.511
15	1'42.605	36.356	38.644	27.605	6	1'42.357	36.291	38.560	27.506
16	1'42.452	36.267	38.629	27.556	7	1'42.198	36.134	38.617	27.447
17	1'42.375	36.137	38.651	27.587	8	1'42.827	36.604	38.601	27.622

23 Enrico TOCCACELO ITA EUROINTERNATIONAL

1	1'50.588	42.853	39.998	27.737
2	1'43.436	36.853	39.142	27.441
3	1'43.326	36.427	39.434	27.465
4	1'42.796	36.343	39.089	27.364
5	1'42.632	36.239	38.960	27.433
6	1'42.700	36.231	39.032	27.437
7	1'43.309	36.471	39.236	27.602
8	1'42.971	36.240	39.014	27.717
9	1'42.944	36.424	39.057	27.463
10	1'42.532	36.301	38.856	27.375
11	2'05.224	57.597	39.564	28.063
12	1'43.186	36.244	39.335	27.607
13	1'42.913	36.089	39.447	27.377
14	1'42.877	36.137	39.452	27.288
15	1'43.598	36.730	39.485	27.383
16	1'42.788	36.480	39.041	27.267
17	1'42.944	36.119	39.298	27.527

24 Jason TAHINCI TUR EUROINTERNATIONAL

1	1'58.954	48.769	41.271	28.914
2	1'46.076	37.442	40.284	28.350
3	1'45.977	36.994	39.878	29.105
4	1'44.690	37.475	39.503	27.712
5	1'45.553	37.124	39.788	28.641
6	1'48.695	37.040	43.414	28.241
7	1'45.652	37.423	40.448	27.781
8	1'45.030	37.114	40.119	27.797
9	1'45.126	37.093	40.080	27.953
10	1'45.190	37.644	39.883	27.663
11	1'49.876	36.791	44.215	28.870
12	1'45.438	37.441	40.330	27.667
13	1'45.387	37.384	40.343	27.660
14	1'45.587	37.194	40.513	27.880
15	1'45.541	37.358	40.384	27.799
16	1'45.354	37.365	40.074	27.915
17	1'45.398	37.274	40.190	27.934

25 Borja GARCIA ESP RC MOTORSPORT

9	1'42.418	36.129	38.653	27.636
10	1'42.605	36.510	38.638	27.457
11	1'42.145	36.355	38.463	27.327
12	1'41.955	36.057	38.375	27.523
13	1'42.587	36.444	38.705	27.438
14	1'42.777	36.418	38.600	27.759
15	1'42.553	36.412	38.641	27.500
16	1'42.443	36.378	38.499	27.566
17	1'42.578	36.399	38.611	27.568

26 Bruce JOUANNY FRA RC MOTORSPORT

1	2'08.738	1'00.305	40.807	27.626
2	1'45.032	38.329	39.395	27.308
3	1'42.663	36.230	38.934	27.499
4	1'42.736	36.243	39.168	27.325
5	1'43.704	36.934	39.239	27.531
6	1'45.934	36.884	41.151	27.899
7	1'42.968	36.284	39.054	27.630
8	1'43.183	36.270	39.367	27.546
9	1'43.499	36.604	39.367	27.528
10	1'43.548	36.849	39.145	27.554
11	1'43.599	36.440	39.276	27.883
12	1'43.330	36.481	39.220	27.629
13	1'59.965	51.053	41.250	27.662
14	1'43.722	36.468	39.909	27.345
15	1'43.717	36.696	39.279	27.742
16	1'43.383	36.611	39.103	27.669
17	1'43.125	36.521	39.127	27.477

27 Aix DANIELSSON SWE COMTEC

1	1'46.042	39.724	38.841	27.477
2	1'43.024	36.668	38.763	27.593
3	1'43.989	36.758	39.379	27.852
4	1'42.291	36.453	38.704	27.134
5	1'42.743	36.190	39.039	27.514
6	1'42.679	36.546	38.670	27.463
7	1'42.519	36.289	38.796	27.434
8	1'50.957	36.045	38.901	36.011
9	1'43.573	36.989	39.043	27.541
10	1'42.854	36.370	38.993	27.491
11	1'42.755	36.659	38.610	27.486
12	1'43.510	36.905	39.092	27.513



Computerised results and timing service

ROUND 3: TURKEY WORLD SERIES RACE 1

Chronological Analysis of Performances

B Crossing the finish line in pit lane
S1 Time from finish line to 1st intermediate
S2 Time from 1st intermediate to 2nd intermediate
S3 Time from 2nd intermediate to finish line
FY Full Yellow Flag

Lap	Lap Time	S1	S2	S3	Lap	Lap Time	S1	S2	S3
13	1'43.032	36.317	39.022	27.693	5	1'44.070	36.375	39.572	28.123
14	1'42.940	36.423	38.925	27.592	6	1'43.269	36.553	39.436	27.280
15	1'43.018	36.640	38.905	27.473	7	1'43.279	36.516	39.308	27.455
16	1'42.433	36.318	38.841	27.274	8	1'43.529	36.440	39.559	27.530
17	1'43.138	36.401	38.974	27.763	9	1'45.823	37.568	39.353	28.902
30 Christian MONTANARI SMR PREMA POWERTEAM					10	1'45.031	38.045	39.409	27.577
1	1'58.190	41.887	39.587	36.716	11	1'43.617	36.569	39.160	27.888
2	1'44.323	37.045	40.044	27.234	12	1'42.958	36.416	39.209	27.333
3	1'43.781	36.476	39.265	28.040	13	1'43.415	36.453	39.313	27.649
4	1'44.039	36.938	39.395	27.706	14	1'43.739	36.760	39.614	27.365
5	1'43.385	36.828	39.104	27.453	15	1'43.336	36.829	39.214	27.293
6	1'42.464	36.411	38.768	27.285	16	1'43.081	36.467	39.103	27.511
7	1'42.519	36.159	39.042	27.318	17	1'42.852	36.471	39.056	27.325
8	1'43.582	36.461	39.602	27.519					
9	1'42.635	36.464	38.739	27.432					
10	1'43.512	36.406	39.634	27.472					
11	1'42.187	36.099	38.753	27.335					
12	1'42.145	36.052	38.776	27.317					
13	1'42.214	36.016	38.982	27.216					
14	1'41.746	35.844	38.797	27.105					
15	1'42.246	36.056	38.767	27.423					
16	1'41.909	36.190	38.561	27.158					
17	1'42.654	36.113	39.034	27.507					

Lap	Lap Time	S1	S2	S3
31 Jérôme D'AMBROSIO BEL TECH 1 RACING				
1	1'56.369	47.401	40.990	27.978
2	1'46.771	38.502	40.071	28.198
3	1'45.329	37.103	39.480	28.746
4	1'43.534	36.604	39.437	27.493
5	1'43.609	36.620	39.366	27.623
6	1'43.773	36.539	39.626	27.608
7	1'44.254	36.445	39.870	27.939
8	1'43.332	36.375	39.255	27.702
9	1'43.178	36.395	39.101	27.682
10	1'44.005	36.968	39.416	27.621
11	1'44.370	36.539	39.277	28.554
12	1'44.940	37.821	39.471	27.648
13	1'43.648	36.333	39.571	27.744
14	1'43.283	36.395	39.420	27.468
15	1'43.272	36.617	39.072	27.583
16	1'43.408	36.366	39.338	27.704
17	1'43.165	36.254	39.242	27.669

Lap	Lap Time	S1	S2	S3
32 Ryo FUKUDA JPN TECH 1 RACING				
1	1'55.854	45.326	42.318	28.210
2	1'44.796	37.214	39.696	27.886
3	1'43.715	36.563	39.586	27.566
4	1'43.343	36.439	39.428	27.476

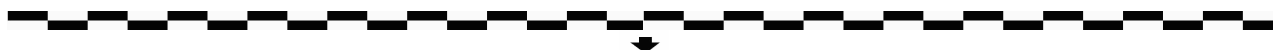


Computerised results and timing service

**ROUND 3: TURKEY
WORLD SERIES
RACE 1
Starting Grid**

15 - A. BONETTI	1'41.981	29
19 - M. MENEGHELLO	1'41.881	27
31 - J. D'AMBROSIO	1'41.656	25
26 - B. JOUANNY	1'41.325	23
7 - M. ALESHIN	1'41.076	21
29 - G. FRANCHI	1'41.047	19
4 - T. KOSTKA	1'40.986	17
28 - J. VAN LAGEN	1'40.973	15
1 - S. KANE	1'40.904	13
18 - H. SHIMODA	1'40.730	11
30 - C. MONTANARI	1'40.635	9
16 - A. PARENTE	1'40.539	7
21 - E. SALIGNON	1'40.193	5
25 - B. GARCIA	1'40.050	3
22 - A. SOUCEK	1'39.874	1

24 - J. TAHINCI	1'42.442	30
32 - R. FUKUDA	1'42.203	28
9 - C. MIGUEZ	1'41.697	26
14 - A. BARBA	1'41.513	24
12 - M. PAVLOVIC	1'41.285	22
20 - P. PILET	1'41.057	20
5 - R. KERR	1'40.945	18
2 - D. VALSECCHI	1'40.873	16
6 - S. McINTOSH	1'40.794	14
8 - C. FLEMING	1'40.693	12
10 - J. ROSSITER	1'40.657	10
23 - E. TOCCACELO	1'40.648	8
11 - B. HANLEY	1'40.405	6
3 - P. MALDONADO	1'40.170	4
27 - A. DANIELSSON	1'40.129	2



The results are provisional until the end of the limit for protest and appeals

The limit for protest expires 30' at the latest after publication of the results - Time:

Race Director:	Steward:	Timekeeper:



Computerised results and timing service

ROUND 3: TURKEY

WORLD SERIES

RACE 2

Final Classification

Driver	Nation	ASN	Team	Laps	Total Time	Gap	Kph	Best Lap		
								Lap	Time	Kph
1 16 Alvaro PARENTE	POR	POR	VICTORY ENGINEERING	23	42:07.406	-	174.9	18	1'41.889	188.6
2 7 Michael ALESHIN	RUS	RUS	CARLIN MOTORSPORT	23	42:21.473	+14.067	173.9	5	1'42.267	187.9
3 2 Davide VALSECCHI	ITA	ITA	EPSILON EUSKADI	23	42:22.310	+14.904	173.9	20	1'42.321	187.8
4 11 Ben HANLEY	GBR	GBR	CRAM COMPETITION	23	42:22.738	+15.332	173.8	4	1'42.083	188.2
5 10 James ROSSITER	GBR	GBR	PONS RACING	23	42:22.928	+15.522	173.8	9	1'42.106	188.2
6 6 Sean McINTOSH	CAN	CAN	KTR	23	42:23.284	+15.878	173.8	20	1'42.438	187.6
7 20 Patrick PILET	FRA	FRA	GD RACING	23	42:23.382	+15.976	173.8	10	1'42.462	187.6
8 8 Colin FLEMING	USA	USA	CARLIN MOTORSPORT	23	42:27.044	+19.638	173.5	11	1'42.561	187.4
9 28 Jaap VAN LAGEN	NED	NED	COMTEC	23	42:28.286	+20.880	173.4	19	1'42.352	187.8
10 32 Ryo FUKUDA	JPN	FRA	TECH 1 RACING	23	42:28.681	+21.275	173.4	11	1'43.014	186.5
11 19 Matteo MENEGHELLO	ITA	ITA	GD RACING	23	42:28.940	+21.534	173.4	22	1'42.525	187.4
12 22 Andy SOUCEK	ESP	ESP	INTERWETTEN.COM	23	42:29.356	+21.950	173.4	11	1'42.435	187.6
13 26 Bruce JOUANNY	FRA	FRA	RC MOTORSPORT	23	42:32.009	+24.603	173.2	10	1'42.713	187.1
14 15 Alessandro BONETTI	ITA	ITA	JENZER MOTORSPORT	23	42:32.354	+24.948	173.2	22	1'43.076	186.4
15 4 Tomas KOSTKA	CZE	CZE	DRACO MULTIRACING USA	23	42:44.206	+36.800	172.4	20	1'42.668	187.2
16 24 Jason TAHINCI	TUR	TUR	EUROINTERNATIONAL	23	42:45.028	+37.622	172.3	20	1'44.298	184.2
17 18 Hayanari SHIMODA	JPN	JPN	VICTORY ENGINEERING	23	42:45.031	+37.625	172.3	22	1'42.107	188.2
18 1 Steven KANE	GBR	GBR	EPSILON EUSKADI	23	42:46.938	+39.532	172.2	3	1'42.687	187.1
19 29 Gregory FRANCHI	BEL	BEL	PREMA POWERTEAM	23	42:47.815	+40.409	172.1	20	1'41.899	188.6
20 23 Enrico TOCCACELO	ITA	ITA	EUROINTERNATIONAL	23	42:48.563	+41.157	172.1	20	1'41.537	189.3
21 12 Milos PAYLOVIC	SCG	ITA	CRAM COMPETITION	23	42:53.915	+46.509	171.7	20	1'42.588	187.3
22 31 Jerôme D'AMBROSIO	BEL	BEL	TECH 1 RACING	23	42:55.342	+47.936	171.6	23	1'42.835	186.9
23 21 Eric SALIGNON	FRA	FRA	INTERWETTEN.COM	20	37:34.046	3 Laps	170.5	10	1'42.092	188.2
Not classified:										
30 Christian MONTANARI	SMR	SMR	PREMA POWERTEAM	17	31:57.655			8	1'42.047	188.3
5 Robbie KERR	GBR	GBR	KTR	17	32:01.183			11	1'42.533	187.4
27 Aix DANIELSSON	SWE	SWE	COMTEC	11	19:22.701			4	1'42.291	187.9
14 Alvaro BARBA	ESP	ESP	JENZER MOTORSPORT	7	12:47.698			3	1'43.572	185.5
9 Celso MIGUEZ	ESP	ESP	PONS RACING	7	12:48.418			5	1'42.952	186.7
3 Pastor MALDONADO	VEN	VEN	DRACO MULTIRACING USA							
Excluded										
25 Borja GARCIA	ESP	ESP	RC MOTORSPORT	5	8:36.975			3	1'42.227	188.0
Pole Position				P. MALDONADO		1'39.530				Kph
Fastest Lap				Lap 20 Enrico TOCCACELO		1'41.537				189.3 Kph
Circuit Record Lap				17/06/2006 0: Pastor MALDONADO		1'41.342				189.6 Kph
Circuit Best Lap				18/06/2006 0: Pastor MALDONADO		1'39.530				193.1 Kph

Dec. Nr 9 .- Car Nr. 25 excluded from race. Art 14 Sporting Regulations.

The results are provisional until the end of the limit for protest and appeals

The limit for protest expires 30' at the latest after publication of the results - Time:

Race Director:	Steward:	Timekeeper:



Computerised results and timing service

**ROUND 3: TURKEY
WORLD SERIES
RACE 2
Lap Chart**

Driver	Lap	Grid	1	2	3	4	5	6	7	8	9	10	11	12	13	14	15	16	17	18	19	20	21	22	23
(3) P. MALDONADO	1	3	25	25	25	25	27	27	27	27	27	27	7	4	4	4	4	4	16	16	16	16	16	16	16
(25) B. GARCIA	2	25	27	27	27	27	7	7	7	7	7	7	11	1	1	1	1	16	4	7	7	7	7	7	7
(27) A. DANIELSSON	3	27	7	7	7	7	25	16	16	16	11	11	4	16	16	16	16	7	7	11	11	11	2	2	2
(7) M. ALESHIN	4	7	16	16	16	16	16	11	11	11	8	4	29	7	7	7	7	18	30	2	2	2	11	11	11
(11) B. HANLEY	5	11	11	11	11	11	11	20	20	8	4	29	31	18	18	18	18	2	2	6	6	6	6	6	10
(16) A. PARENTE	6	16	2	2	2	2	2	8	8	20	29	31	1	2	2	2	2	30	11	20	20	20	10	6	
(2) D. VALSECCHI	7	2	20	20	20	20	30	4	4	31	1	27	30	30	30	30	11	20	10	10	10	10	20	20	
(18) H. SHIMODA	8	18	8	8	8	8	8	5	29	29	1	18	16	11	11	11	11	20	6	21	8	8	8	8	8
(20) P. PILET	9	20	22	22	22	22	4	21	31	18	16	18	20	20	20	20	6	18	8	32	32	32	32	28	
(22) A. SOUCEK	10	22	28	6	6	6	30	29	31	1	16	2	2	6	6	6	6	8	5	32	21	28	28	28	32
(8) C. FLEMING	11	8	6	30	30	30	5	21	22	18	15	30	30	8	8	8	8	5	10	28	28	19	19	19	
(28) J. VAN LAGEN	12	28	30	10	5	5	6	32	26	22	2	20	20	5	5	5	5	10	8	19	19	22	22	22	
(6) S. McINTOSH	13	6	10	5	10	10	4	9	1	15	30	6	6	10	10	10	10	1	21	22	22	26	26	26	
(30) C. MONTANARI	14	30	14	14	14	14	10	26	18	2	20	8	8	21	21	21	21	29	26	26	15	15	15	15	
(10) J. ROSSITER	15	10	5	4	4	4	29	31	15	30	6	5	5	29	29	29	29	29	32	15	15	24	24	24	4
(4) T. KOSTKA	16	4	4	23	23	23	14	22	2	6	5	10	10	31	31	31	31	31	23	24	24	12	12	12	24
(14) A. BARBA	17	14	23	29	29	29	21	1	30	5	10	21	21	32	32	32	32	31	12	12	4	4	4	4	18
(29) G. FRANCHI	18	29	29	21	21	21	32	18	6	10	21	32	32	23	23	23	23	23	12	4	4	21	1	18	1
(23) E. TOCCACELO	19	23	12	32	32	32	23	15	5	21	32	23	23	12	12	12	12	12	28	1	1	1	18	1	29
(21) E. SALIGNON	20	21	21	12	9	9	9	24	24	24	23	12	12	28	28	28	28	28	19	29	18	18	29	29	23
(5) R. KERR	21	5	32	9	12	12	12	2	10	32	12	28	28	19	19	19	19	19	22	18	29	29	23	23	12
(1) S. KANE	22	1	9	19	19	19	26	6	32	23	28	19	19	22	22	22	22	22	26	23	23	23	31	31	31
(9) C. MIGUEZ	23	9	19	26	26	26	31	10	23	12	19	22	22	26	26	26	26	26	15	31	31	31			
(26) B. JOUANNY	24	26	26	31	28	28	19	14	14	28	22	26	26	15	15	15	15	15	24						
(12) M. PAVLOVIC	25	12	24	28	31	31	28	23	9	19	26	15	15	24	24	24	24	24	1						
(19) M. MENEGHELLO	26	19	31	24	1	1	1	12	12	26	24	24	24												
(32) R. FUKUDA	27	32	15	15	15	15	15	28	28																
(31) J. D'AMBROSIO	28	31	1	1	18	18	18	19	19																
(24) J. TAHINCI	29	24	18	18	24	24	24																		
(15) A. BONETTI	30	15																							



Computerised results and timing service

ROUND 3: TURKEY

WORLD SERIES

After the RACE 2

Drivers Championship Standings

Drivers	Nation	Points	ZOL	MON	TUR	ITA	SPA	GER	GBR	FRA	ESP
1 Boria GARCIA	ESP	34	10 12	- -	12 -						
2 Pastor MALDONADO	VEN	32	3 10 1	15 - 1	- - 2						
3 Eric SALIGNON	FRA	30	15 15	- -	- -						
4 Alvaro PARENTE	POR	30	- -	5 -	10 15						
5 James ROSSITER	GBR	24	6 -	12 -	- 6						
6 Andy SOUCEK	ESP	23	- 6	1 -	15 - 1						
7 Colin FLEMING	USA	19	5 -	8 -	3 3						
8 Davide VALSECCHI	ITA	17	- - 1	- -	6 10						
9 Christian MONTANARI	SMR	16	12 - 1	- - 1	2 -						
10 Alx DANIELSSON	SWE	14	8 1	- -	5 -						
11 Sean McINTOSH	CAN	13	- -	- -	8 5						
12 Michael ALESHIN	RUS	12	- -	- -	- 12						
13 Havanari SHIMODA	JPN	10	- -	6 -	4 -						
14 Greaory FRANCHI	BEL	10	- -	10 -	- -						
15 Ben HANLEY	GBR	10	1 - 1	- -	- 8						
16 Robbie KERR	GBR	8	4 -	4 -	- -						
17 Steven KANE	GBR	8	- 8	- -	- -						
18 Milos PAVLOVIC	SCG	7	- 5	2 -	- -						
19 Enrico TOCCACELO	ITA	6	2 3	- -	- - 1						
20 Patrick PILET	FRA	4	- -	- -	- 4						
21 Alvaro BARBA	ESP	4	- 4	- -	- -						
22 Tomas KOSTKA	CZE	3	- -	3 -	- -						
23 Jaap VAN LAGEN	NED	2	- -	- -	- 2						
24 Bruce JOUANNY	FRA	2	- 2	- -	- -						
25 Celso MIGUEZ	ESP	1	- -	- -	1 -						
26 Ryo FUKUDA	JPN	1	- -	- -	- 1						



Computerised results and timing service

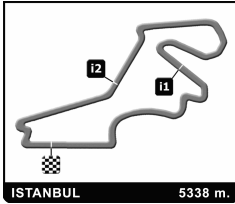
ROUND 3: TURKEY

WORLD SERIES

After the RACE 2

Teams Championship Standings

Teams	Points	ZOL	MON	TUR	ITA	SPA	GER	GBR	FRA	ESP
1 INTERWETTEN.COM	53	15 21	1 -	15 - 1						
2 VICTORY ENGINEERING	40	- -	11 -	14 15						
3 RC MOTORSPORT	36	10 14	- -	12 -						
4 DRACO MULTIRACING USA	35	3 10 1	18 - 1	- - 2						
5 CARLIN MOTORSPORT	31	5 -	8 -	3 15						
6 PREMA POWERTEAM	26	12 - 1	10 - 1	2 -						
7 EPSILON EUSKADI	25	- 8 1	- -	6 10						
8 PONS RACING	25	6 -	12 -	1 6						
9 KTR	21	4 -	4 -	8 5						
10 CRAM COMPETITION	17	1 5 1	2 -	- 8						
11 COMTEC	16	8 1	- -	5 2						
12 EUROINTERNATIONAL	6	2 3	- -	- - 1						
13 GD RACING	4	- -	- -	- 4						
14 JENZER MOTORSPORT	4	- 4	- -	- -						
15 TECH 1 RACING	1	- -	- -	- 1						



Computerised results and timing service

ROUND 3: TURKEY WORLD SERIES RACE 2 Best Partial Times

IT Ideal Lap Time, sum of the best partial times
BT Best Lap Time

S1		S2		S3							
Pos	Driver	Time	Driver	Time	Driver	Time	Pos	Driver	IT	BT	
1	E.TOCCACELO	35.911	E.TOCCACELO	38.419	B.HANLEY	27.031	1	E.TOCCACELO	1'41.376	1'41.537	(20)
2	C.MONTANARI	35.966	A.PARENTE	38.501	H.SHIMODA	27.035	2	A.PARENTE	1'41.657	1'41.889	(1)
3	A.PARENTE	36.005	G.FRANCHI	38.529	E.TOCCACELO	27.046	3	G.FRANCHI	1'41.779	1'41.899	(19)
4	E.SALIGNON	36.065	B.GARCIA	38.605	J.ROSSITER	27.097	4	J.ROSSITER	1'41.818	1'42.106	(5)
5	G.FRANCHI	36.074	J.ROSSITER	38.608	A.PARENTE	27.151	5	C.MONTANARI	1'41.918	1'42.047	(24)
6	B.HANLEY	36.110	M.ALESHIN	38.639	D.VALSECCHI	27.162	6	H.SHIMODA	1'41.934	1'42.107	(17)
7	J.ROSSITER	36.113	M.PAVLOVIC	38.715	M.ALESHIN	27.175	7	B.HANLEY	1'41.962	1'42.083	(4)
8	S.KANE	36.129	E.SALIGNON	38.726	G.FRANCHI	27.176	8	B.GARCIA	1'41.977	1'42.227	(29)
9	A.SOUCEK	36.155	J.VAN LAGEN	38.732	S.KANE	27.176	9	E.SALIGNON	1'42.002	1'42.092	(23)
10	H.SHIMODA	36.160	H.SHIMODA	38.739	T.KOSTKA	27.177	10	M.ALESHIN	1'42.048	1'42.267	(2)
11	M.MENEGHELLO	36.174	C.MONTANARI	38.756	B.GARCIA	27.181	11	S.KANE	1'42.208	1'42.687	(18)
12	B.GARCIA	36.191	P.PILET	38.763	P.PILET	27.191	12	P.PILET	1'42.248	1'42.462	(7)
13	M.ALESHIN	36.234	A.SOUCEK	38.767	A.DANIELSSON	27.192	13	A.DANIELSSON	1'42.277	1'42.291	(26)
14	T.KOSTKA	36.246	D.VALSECCHI	38.790	J.TAHINCI	27.195	14	D.VALSECCHI	1'42.278	1'42.321	(3)
15	J.VAN LAGEN	36.249	S.McINTOSH	38.799	C.MONTANARI	27.196	15	J.VAN LAGEN	1'42.280	1'42.352	(9)
16	M.PAVLOVIC	36.252	A.DANIELSSON	38.817	C.FLEMING	27.199	16	M.PAVLOVIC	1'42.283	1'42.588	(21)
17	A.DANIELSSON	36.268	B.HANLEY	38.821	S.McINTOSH	27.200	17	A.SOUCEK	1'42.300	1'42.435	(12)
18	R.KERR	36.269	B.JOUANNY	38.829	R.FUKUDA	27.203	18	S.McINTOSH	1'42.341	1'42.438	(6)
19	P.PILET	36.294	R.KERR	38.862	E.SALIGNON	27.211	19	R.KERR	1'42.458	1'42.533	(25)
20	D.VALSECCHI	36.326	J.D'AMBROSIO	38.863	A.BARBA	27.246	20	C.FLEMING	1'42.460	1'42.561	(8)
21	C.FLEMING	36.330	S.KANE	38.903	J.VAN LAGEN	27.299	21	M.MENEGHELLO	1'42.461	1'42.525	(11)
22	S.McINTOSH	36.342	M.MENEGHELLO	38.913	M.PAVLOVIC	27.316	22	T.KOSTKA	1'42.486	1'42.668	(15)
23	A.BONETTI	36.342	C.FLEMING	38.931	R.KERR	27.327	23	B.JOUANNY	1'42.565	1'42.713	(13)
24	J.D'AMBROSIO	36.377	A.BONETTI	38.980	B.JOUANNY	27.335	24	J.D'AMBROSIO	1'42.579	1'42.835	(22)
25	B.JOUANNY	36.401	A.BARBA	39.022	C.MIGUEZ	27.336	25	R.FUKUDA	1'42.696	1'43.014	(10)
26	R.FUKUDA	36.418	T.KOSTKA	39.063	J.D'AMBROSIO	27.339	26	A.BONETTI	1'42.726	1'43.076	(14)
27	C.MIGUEZ	36.539	R.FUKUDA	39.075	M.MENEGHELLO	27.374	27	C.MIGUEZ	1'42.952	1'42.952	(28)
28	A.BARBA	36.759	C.MIGUEZ	39.077	A.SOUCEK	27.378	28	A.BARBA	1'43.027	1'43.572	(27)
29	J.TAHINCI	36.792	J.TAHINCI	39.927	A.BONETTI	27.404	29	J.TAHINCI	1'43.914	1'44.298	(16)



**RENAULT
SPORT**



Computerised results and timing service

**ROUND 3: TURKEY
WORLD SERIES
RACE 2**

Fastest Laps Sequence

Practice Time	Driver	Nation	Time	Kph	Driver's Lap
5'08.216	25 Borja GARCIA	ESP	1'42.227	188.0	3
6'55.963	11 Ben HANLEY	GBR	1'42.083	188.2	4
14'20.308	30 Christian MONTANARI	SMR	1'42.047	188.3	8
17'40.079	16 Alvaro PARENTE	POR	1'41.954	188.5	10
33'36.606	16 Alvaro PARENTE	POR	1'41.889	188.6	18
37'42.855	23 Enrico TOCCACELO	ITA	1'41.537	189.3	20



Computerised results and timing service

**ROUND 3: TURKEY
WORLD SERIES
RACE 2**
Pit Stops Analysis

X Obligatory Pit Stop

Lap	Pit Time	D. Time	Lap	Pit Time	D. Time	Lap	Pit Time	D. Time						
1	Steven KANE EPSILON EUSKADI	17	0:00:30 X	:37:06.948	15	Alessandro BONETTI JENZER MOTORSPORT	10	0:00:31 X	:22:53.671	29	Gregory FRANCHI PREMA POWERTEAM	12	0:00:31 X	:26:03.927
2	Davide VALSECCHI EPSILON EUSKADI	6	0:00:31 X	:15:33.044	16	Alvaro PARENTE VICTORY ENGINEERING	9	0:00:34 X	:20:38.163	30	Christian MONTANARI PREMA POWERTEAM	7	0:00:30 X	:17:18.299
4	Tomas KOSTKA DRACO MULTIRACING USA	18	0:00:32 X	:38:46.980	18	Hayanari SHIMODA VICTORY ENGINEERING	18	0:00:30 X	:38:52.154	31	Jerôme D'AMBROSIO TECH 1 RACING	18	0:00:32 X	:38:58.791
5	Robbie KERR KTR	7	0:00:30 X	:17:19.859	19	Matteo MENEGHELLO GD RACING	6	0:00:32 X	:15:51.335	32	Ryo FUKUDA TECH 1 RACING	7	0:00:30 X	:17:26.510
6	Sean McINTOSH KTR	6	0:00:30 X	:15:35.505	20	Patrick PILET GD RACING	9	0:00:30 X	:20:44.489					
7	Michael ALESHIN CARLIN MOTORSPORT	12	0:00:32 X	:25:50.342	21	Eric SALIGNON INTERWETTEN.COM	8	0:00:31 X	:19:08.975					
8	Colin FLEMING CARLIN MOTORSPORT	10	0:00:32 X	:22:28.844	22	Andy SOUCEK INTERWETTEN.COM	9	0:00:31 X	:21:02.684					
9	Celso MIGUEZ PONS RACING	7	0:00:31 X	:17:28.456	23	Enrico TOCCACELO EUROINTERNATIONAL	6	0:00:33 X	:15:44.121					
10	James ROSSITER PONS RACING	6	0:00:32 X	:15:39.671	24	Jason TAHINCI EUROINTERNATIONAL	9	0:00:46 X	:21:37.411					
11	Ben HANLEY CRAM COMPETITION	12	0:00:35 X	:25:55.595	26	Bruce JOUANNY RC MOTORSPORT	8	0:00:33 X	:19:21.020					
12	Milos PAVLOVIC CRAM COMPETITION	6	0:00:31 X	:15:46.618	27	Alx DANIELSSON COMTEC	11	0:00:33 X	:24:02.739					
14	Alvaro BARBA JENZER MOTORSPORT	6	0:00:33 X	:15:43.263	28	Jaap VAN LAGEN COMTEC	6	0:00:30 X	:15:49.157					



Computerised results and timing service

ROUND 3: TURKEY WORLD SERIES RACE 2

Chronological Analysis of Performances

B Crossing the finish line in pit lane
S1 Time from finish line to 1st intermediate
S2 Time from 1st intermediate to 2nd intermediate
S3 Time from 2nd intermediate to finish line
FY Full Yellow Flag

Lap	Lap Time	S1	S2	S3	Lap	Lap Time	S1	S2	S3
1	Steven KANE	GBR			4	Tomas KOSTKA	CZE		
	EPSILON EUSKADI					DRACO MULTIRACING USA			
1	2'07.128	44.600	42.677	39.851	1	1'52.421	43.225	41.084	28.112
2	3'51.232			27.176	2	3'37.131			
3	1'42.687	36.295	39.114	27.278	3	1'43.594	36.674	39.213	27.707
4	1'44.398	37.782	39.130	27.486	4	1'44.380	37.736	39.253	27.391
5	1'43.043	36.479	39.153	27.411	5	1'43.426	36.694	39.470	27.262
6	1'43.317	36.566	39.230	27.521	6	1'42.945	36.292	39.476	27.177
7	1'43.327	36.849	39.104	27.374	7	1'43.329	36.508	39.397	27.424
8	1'43.659	36.969	39.157	27.533	8	1'43.109	36.417	39.162	27.530
9	1'43.290	36.571	39.148	27.571	9	1'42.780	36.246	39.159	27.375
10	1'43.617	36.546	39.189	27.882	10	1'42.970	36.341	39.223	27.406
11	1'43.695	37.286	38.987	27.422	11	1'43.175	36.443	39.232	27.500
12	1'44.303	36.881	39.701	27.721	12	1'43.681	36.718	39.478	27.485
13	2'18.619	38.563	1'09.353	30.703	13	1'45.999	38.451	40.124	27.424
14	1'49.211	37.373	40.044	31.794	14	1'44.158	36.898	39.708	27.552
15	2'12.697	38.310	50.257	44.130	15	3'05.400	1'02.922	1'17.834	44.644
16	30'16.934 B				16	30'10.323			
17	2'09.976	1'03.580	39.076	27.320	17	1'44.439 B	36.461	39.192	28.786
18	1'44.365	36.685	39.372	28.308	18	2'12.180	1'04.990	39.691	27.499
19	1'43.277	36.866	39.021	27.390	19	1'43.157	36.559	39.259	27.339
20	1'42.838	36.526	38.903	27.409	20	1'42.668	36.386	39.063	27.219
21	39'19.964			27.233	21	39'15.653			
22	1'43.594	36.129	40.095	27.370	22	1'42.981	36.287	39.209	27.485
23	1'43.380	36.874	39.217	27.289	23	1'45.572	38.190	40.036	27.346
2	Davide VALSECCHI	ITA			5	Robbie KERR	GBR		
	EPSILON EUSKADI					KTR			
1	1'47.671	40.169	39.782	27.720	1	1'52.012	42.900	41.138	27.974
2	3'31.824				2	3'35.997			
3	1'43.315	36.764	39.178	27.373	3	1'43.559	36.663	39.005	27.891
4	1'42.788	36.436	39.056	27.296	4	1'42.632	36.274	38.922	27.436
5	1'44.935 B	36.639	39.440	28.856	5	1'43.217	36.778	39.112	27.327
6	2'10.144	1'03.683	39.247	27.214	6	1'44.283 B	36.394	39.084	28.805
7	1'43.784	36.795	39.786	27.203	7	2'10.133	1'02.870	39.245	28.018
8	1'43.101	36.565	39.025	27.511	8	1'43.300	36.385	39.439	27.476
9	1'42.992	36.326	38.953	27.713	9	1'43.071	36.363	39.055	27.653
10	1'42.815	36.411	39.035	27.369	10	1'43.596	36.732	39.300	27.564
11	1'42.802	36.477	39.043	27.282	11	1'42.533	36.287	38.862	27.384
12	1'45.862	36.556	40.988	28.318	12	1'48.416	36.756	42.612	29.048
13	2'22.522	37.814	1'06.073	38.635	13	2'21.910	37.602	1'04.739	39.569
14	1'49.124	39.312	41.412	28.400	14	1'47.144	37.819	41.306	28.019
15	2'04.263	38.885	40.804	44.574	15	2'06.503	38.295	41.377	46.831
16	30'13.060				16	30'16.114			
17	1'45.352	38.119	39.476	27.757	17	1'45.069	37.148	39.953	27.968
18	1'46.057	36.621	41.546	27.890					
19	1'42.946	36.523	38.977	27.446					
20	1'42.321	36.369	38.790	27.162					
21	38'53.051								
22	1'43.489	36.437	39.644	27.408					
23	1'45.770	36.815	40.858	28.097					
6	Sean McINTOSH	CAN							
	KTR								
1	1'50.545	41.961	40.688	27.896					
2	3'34.395								
3	1'43.262	36.750	39.010	27.502					



Computerised results and timing service

ROUND 3: TURKEY WORLD SERIES RACE 2

Chronological Analysis of Performances

B Crossing the finish line in pit lane
S1 Time from finish line to 1st intermediate
S2 Time from 1st intermediate to 2nd intermediate
S3 Time from 2nd intermediate to finish line
FY Full Yellow Flag

Lap	Lap Time	S1	S2	S3	Lap	Lap Time	S1	S2	S3
4	1'43.760	37.028	39.055	27.677	4	1'43.203	36.645	39.205	27.353
5	1'44.945 B	36.823	39.033	29.089	5	1'42.957	36.508	39.093	27.356
6	2'09.105	1'02.276	39.006	27.823	6	1'43.243	36.620	39.305	27.318
7	1'43.727	36.713	39.144	27.870	7	1'43.524	36.514	39.632	27.378
8	1'43.362	36.342	39.364	27.656	8	1'43.227	36.330	39.344	27.553
9	1'42.734	36.377	38.929	27.428	9	1'44.011 B	36.350	38.931	28.730
10	1'42.629	36.387	38.799	27.443	10	2'11.599	1'05.313	38.977	27.309
11	1'42.655	36.346	39.011	27.298	11	1'42.561	36.384	38.978	27.199
12	1'48.177	36.821	43.061	28.295	12	1'48.377	37.023	42.647	28.707
13	2'21.443	37.554	1'05.437	38.452	13	2'21.444	37.229	1'05.552	38.663
14	1'48.004	38.698	41.392	27.914	14	1'47.609	38.474	41.202	27.933
15	2'06.590	38.891	40.568	47.131	15	2'06.843	38.946	40.496	47.401
16	30'15.307				16	30'15.673			
17	1'44.510	37.103	39.636	27.771	17	1'46.616	37.478	40.872	28.266
18	1'45.132	36.820	39.872	28.440	18	1'46.435	36.841	41.434	28.160
19	1'43.118	36.717	39.121	27.280	19	1'44.041	36.966	39.741	27.334
20	1'42.438	36.371	38.867	27.200	20	1'43.526	36.634	39.582	27.310
21	38'53.633				21	38'59.566			
22	1'43.916	36.861	39.333	27.722	22	1'43.399	36.476	39.541	27.382
23	1'45.735	36.924	40.534	28.277	23	1'44.079	36.554	40.214	27.311

7 Michael ALESHIN RUS CARLIN MOTORSPORT

1	1'45.856	39.003	39.306	27.547
2	3'29.083			
3	1'42.696	36.404	38.816	27.476
4	1'42.417	36.391	38.758	27.268
5	1'42.267	36.267	38.795	27.205
6	1'42.308	36.399	38.734	27.175
7	1'42.267	36.234	38.800	27.233
8	1'42.502	36.444	38.639	27.419
9	1'42.789	36.506	38.675	27.608
10	1'43.508	36.503	38.705	28.300
11	1'44.982 B	36.523	38.670	29.789
12	2'15.485	1'05.734	41.313	28.438
13	2'25.437	37.917	1'08.939	38.581
14	1'49.336	39.219	41.462	28.655
15	2'03.377	38.919	40.879	43.579
16	30'12.359			
17	1'44.684	37.260	40.090	27.334
18	1'44.495	37.032	40.197	27.266
19	1'43.434	36.726	39.370	27.338
20	1'43.248	36.708	39.291	27.249
21	38'52.361			
22	1'43.911	36.379	40.047	27.485
23	1'45.201	36.632	41.103	27.466

8 Colin FLEMING USA CARLIN MOTORSPORT

1	1'49.137	41.025	40.677	27.435
2	3'33.189			
3	1'43.853	36.785	39.094	27.974

9 Celso MIGUEZ ESP PONS RACING

1	1'56.674	44.134	43.009	29.531
2	3'42.677			28.664
3	1'44.160	37.180	39.488	27.492
4	1'43.129	36.558	39.138	27.433
5	1'42.952	36.539	39.077	27.336
6	1'45.366 B	36.552	39.259	29.555
7	2'10.134	1'03.390	39.301	27.443

10 James ROSSITER GBR PONS RACING

1	1'51.267	42.753	41.069	27.445
2	3'35.434			
3	1'44.638	36.661	39.314	28.663
4	1'43.731	37.240	39.080	27.411
5	1'45.399 B	36.602	39.049	29.748
6	2'10.431	1'04.449	38.885	27.097
7	1'42.117	36.113	38.865	27.139
8	1'42.951	36.584	39.244	27.123
9	1'42.106	36.115	38.608	27.383
10	1'43.479	36.555	39.293	27.631
11	1'42.789	36.714	38.863	27.212
12	1'49.481	36.814	42.986	29.681
13	2'20.462	38.364	1'03.612	38.486
14	1'47.840	38.203	41.031	28.606
15	2'06.270	38.074	41.258	46.938
16	30'16.726			
17	1'45.285	36.785	40.665	27.835
18	1'43.940	36.398	39.775	27.767
19	1'43.123	36.443	39.228	27.452



Computerised results and timing service

ROUND 3: TURKEY WORLD SERIES RACE 2

Chronological Analysis of Performances

B Crossing the finish line in pit lane
S1 Time from finish line to 1st intermediate
S2 Time from 1st intermediate to 2nd intermediate
S3 Time from 2nd intermediate to finish line
FY Full Yellow Flag

Lap	Lap Time	S1	S2	S3	Lap	Lap Time	S1	S2	S3
20	1'43.129	36.510	39.298	27.321	21	39'11.946			
21	38'54.791				22	1'46.365	37.669	40.065	28.631
22	1'43.639	36.570	39.745	27.324	23	1'55.604	47.775	39.549	28.280
23	1'44.498	36.368	40.093	28.037					

11 Ben HANLEY GBR CRAM COMPETITION

1	1'46.717	39.854	39.323	27.540
2	3'31.063			
3	1'42.817	36.495	39.101	27.221
4	1'42.083	36.110	38.821	27.152
5	1'42.624	36.452	39.097	27.075
6	1'42.433	36.360	39.042	27.031
7	1'42.623	36.486	38.912	27.225
8	1'42.552	36.423	38.830	27.299
9	1'42.610	36.254	38.899	27.457
10	1'42.894	36.178	39.060	27.656
11	1'45.048 B	36.524	39.004	29.520
12	2'18.810	1'09.418	40.945	28.447
13	2'22.512	37.884	1'06.435	38.193
14	1'48.930	38.901	41.802	28.227
15	2'05.412	38.699	40.596	46.117
16	30'14.135			
17	1'44.713	37.262	39.485	27.966
18	1'44.923	36.672	40.744	27.507
19	1'42.593	36.117	38.980	27.496
20	1'42.528	36.282	39.028	27.218
21	38'53.275			
22	1'43.732	36.512	39.598	27.622
23	1'45.731	36.864	40.763	28.104

12 Milos PAVLOVIC SCG CRAM COMPETITION

1	1'54.214	44.424	41.941	27.849
2	3'42.240			28.261
3	1'44.966	37.155	39.730	28.081
4	1'43.322	36.744	39.186	27.392
5	1'44.982 B	36.703	39.073	29.206
6	2'11.070	1'04.179	38.886	28.005
7	1'42.740	36.709	38.715	27.316
8	1'44.735	36.604	38.874	29.257
9	1'42.786	36.422	38.786	27.578
10	1'43.019	36.608	38.901	27.510
11	1'42.822	36.589	38.766	27.467
12	1'50.273	37.141	44.584	28.548
13	2'15.784	37.774	59.330	38.680
14	1'47.612	39.119	40.708	27.785
15	2'07.625	37.663	40.696	49.266
16	30'20.528			
17	1'45.548	37.654	40.060	27.834
18	1'54.342	36.505	39.366	38.471
19	1'44.606	37.907	39.031	27.668
20	1'42.588	36.330	38.827	27.431

14 Alvaro BARBA ESP JENZER MOTORSPORT

1	1'51.651	42.501	41.152	27.998
2	3'36.566			
3	1'43.572	36.759	39.022	27.791
4	1'44.339	37.770	39.199	27.370
5	1'46.019 B	36.839	39.561	29.619
6	2'12.729	1'05.727	39.756	27.246
7	1'44.473	37.552	39.558	27.363

15 Alessandro BONETTI ITA JENZER MOTORSPORT

1	1'58.856	46.471	42.416	29.969
2	3'46.660			27.848
3	1'48.273	36.846	43.392	28.035
4	1'43.976	37.316	39.228	27.432
5	1'43.367	36.949	38.980	27.438
6	1'44.109	36.546	39.878	27.685
7	1'43.763	36.919	39.381	27.463
8	1'43.818	36.950	39.308	27.560
9	1'48.529 B	36.685	38.987	32.857
10	2'11.138	1'03.832	39.465	27.841
11	1'43.084	36.342	39.214	27.528
12	1'47.621	36.953	41.829	28.839
13	2'11.028	37.874	52.309	40.845
14	1'47.116	38.083	41.293	27.740
15	2'06.253	38.064	40.486	47.703
16	30'24.719			
17	1'43.839	37.325	39.110	27.404
18	1'46.934	37.003	41.342	28.589
19	1'43.750	36.955	39.284	27.511
20	1'43.441	36.579	39.249	27.613
21	39'05.993			
22	1'43.076	36.686	38.981	27.409
23	1'43.285	36.663	39.056	27.566

16 Alvaro PARENTE POR VICTORY ENGINEERING

1	1'46.232	39.375	39.277	27.580
2	3'29.723			
3	1'42.543	36.356	38.720	27.467
4	1'42.428	36.356	38.775	27.297
5	1'42.386	36.461	38.766	27.159
6	1'42.382	36.355	38.790	27.237
7	1'42.398	36.226	39.021	27.151
8	1'44.058 B	36.410	38.767	28.881
9	2'12.207	1'06.143	38.556	27.508
10	1'41.954	36.066	38.572	27.316



Computerised results and timing service

ROUND 3: TURKEY WORLD SERIES RACE 2

Chronological Analysis of Performances

B Crossing the finish line in pit lane
S1 Time from finish line to 1st intermediate
S2 Time from 1st intermediate to 2nd intermediate
S3 Time from 2nd intermediate to finish line
FY Full Yellow Flag

Lap	Lap Time	S1	S2	S3	Lap	Lap Time	S1	S2	S3
11	1'43.176	36.883	38.690	27.603	11	1'43.156	36.327	39.322	27.507
12	1'45.560	37.479	39.600	28.481	12	1'47.566	36.978	41.716	28.872
13	2'26.374	37.598	1'10.230	38.546	13	2'15.815	38.682	58.636	38.497
14	1'48.858	38.896	41.518	28.444	14	1'47.701	38.924	40.922	27.855
15	2'03.810	38.595	41.450	43.765	15	2'07.662	37.535	40.253	49.874
16	30'11.690				16	30'22.455			
17	1'43.027	37.021	38.833	27.173	17	1'44.205	36.828	39.556	27.821
18	1'41.889	36.052	38.573	27.264	18	1'46.508	37.783	40.595	28.130
19	1'42.021	36.005	38.536	27.480	19	1'43.601	36.647	39.370	27.584
20	1'42.658	36.283	38.799	27.576	20	1'43.014	36.496	39.075	27.443
21	1'42.244	36.125	38.692	27.427	21	39'02.432			
22	40'25.289	...	38.501	27.175	22	1'42.525	36.174	38.917	27.434
23	1'42.117	36.331	38.609	27.177	23	1'43.983	36.598	39.219	28.166

18 Hayanari SHIMODA JPN VICTORY ENGINEERING

1	2'07.779	41.099	58.483	28.197
2	3'52.538			27.403
3	1'43.291	36.216	39.700	27.375
4	1'43.418	36.848	39.073	27.497
5	1'43.323	37.029	38.914	27.380
6	1'42.845	36.715	39.086	27.044
7	1'43.033	36.527	39.087	27.419
8	1'43.533	37.278	38.869	27.386
9	1'43.660	36.764	39.076	27.820
10	1'43.169	36.438	38.889	27.842
11	1'45.067	38.179	39.559	27.329
12	1'47.297	37.454	40.893	28.950
13	2'24.943	37.726	1'08.767	38.450
14	1'49.417	39.280	41.521	28.616
15	2'03.604	38.776	40.994	43.834
16	30'12.625			
17	1'48.094 B	37.362	40.081	30.651
18	2'11.397	1'03.378	40.370	27.649
19	1'42.893	36.702	38.840	27.351
20	1'42.746	36.571	38.903	27.272
21	39'20.469			27.222
22	1'42.107	36.160	38.912	27.035
23	1'42.455	36.173	38.739	27.543

20 Patrick PILET FRA GD RACING

1	1'48.656	40.855	40.316	27.485
2	3'32.883			
3	1'43.929	36.687	39.324	27.918
4	1'43.088	36.516	39.143	27.429
5	1'42.973	36.349	39.246	27.378
6	1'43.256	36.553	39.366	27.337
7	1'43.012	36.314	39.047	27.651
8	1'46.507 B	36.856	39.369	30.282
9	2'08.803	1'02.546	38.964	27.293
10	1'42.462	36.294	38.763	27.405
11	1'42.887	36.425	39.053	27.409
12	1'47.807	36.901	43.142	27.764
13	2'21.082	37.282	1'06.250	37.550
14	1'48.836	39.175	41.814	27.847
15	2'06.574	38.796	40.768	47.010
16	30'14.820			
17	1'44.439	36.977	39.726	27.736
18	1'46.021	36.673	40.370	28.978
19	1'43.403	36.855	39.151	27.397
20	1'42.921	36.599	39.131	27.191
21	38'54.389			
22	1'44.685	36.745	39.699	28.241
23	1'44.308	36.515	39.528	28.265

19 Matteo MENEGHELLO ITA GD RACING

1	1'56.814	44.899	42.366	29.549
2	3'42.928			28.080
3	1'44.975	37.497	39.871	27.607
4	1'44.287	36.965	39.807	27.515
5	1'46.907 B	36.880	40.115	29.912
6	2'12.200	1'04.786	39.671	27.743
7	1'43.168	36.552	39.242	27.374
8	1'42.887	36.240	39.104	27.543
9	1'43.200	36.346	39.166	27.688
10	1'43.149	36.449	39.232	27.468

21 Eric SALIGNON FRA INTERWETTEN.COM

1	1'54.838	44.275	42.463	28.100
2	3'41.692			28.698
3	1'43.054	36.528	39.077	27.449
4	1'43.122	36.556	39.155	27.411
5	1'43.410	36.465	39.184	27.761
6	1'42.900	36.325	39.181	27.394
7	1'44.347 B	36.523	38.961	28.863
8	2'10.412	1'03.941	39.142	27.329
9	1'42.123	36.127	38.726	27.270
10	1'42.092	36.065	38.744	27.283



Computerised results and timing service

ROUND 3: TURKEY WORLD SERIES RACE 2

Chronological Analysis of Performances

B Crossing the finish line in pit lane
S1 Time from finish line to 1st intermediate
S2 Time from 1st intermediate to 2nd intermediate
S3 Time from 2nd intermediate to finish line
FY Full Yellow Flag

Lap	Lap Time	S1	S2	S3	Lap	Lap Time	S1	S2	S3
11	1'42.189	36.172	38.806	27.211	15	2'07.457	37.786	41.065	48.606
12	1'47.443	36.832	41.256	29.355	16	3'019.933			
13	2'21.946	39.303	1'03.764	38.879	17	1'45.015	37.634	39.788	27.593
14	1'47.039	37.786	40.378	28.875	18	2'12.065	36.809	40.054	55.202
15	2'06.273	38.052	41.204	47.017	19	1'44.305	36.377	40.245	27.683
16	3'018.004				20	1'41.537	35.966	38.419	27.152
17	1'44.911	36.628	39.710	28.573	21	3'924.672			27.123
18	1'45.681	36.757	40.686	28.238	22	1'41.614	35.911	38.468	27.235
19	1'45.542	38.279	39.273	27.990	23	1'42.277	36.181	38.963	27.133
20	1'59.908 B	36.403	41.547	41.958					

22 **Andy SOUCEK** ESP
INTERWETTEN.COM

1	1'49.610	41.469	40.363	27.778
2	3'33.592			
3	1'43.732	36.784	38.995	27.953
4	1'43.660	36.864	39.254	27.542
5	1'43.089	36.568	39.041	27.480
6	1'58.983	36.524	54.721	27.738
7	1'43.913	36.926	39.258	27.729
8	1'45.764 B	36.687	38.918	30.159
9	2'09.913	1'03.493	38.831	27.589
10	1'42.468	36.166	38.919	27.383
11	1'42.435	36.155	38.902	27.378
12	1'47.408	36.752	41.680	28.976
13	2'16.634	38.794	58.754	39.086
14	1'47.017	38.058	40.959	28.000
15	2'08.238	37.599	40.351	50.288
16	3'022.978			
17	1'44.093	36.612	39.403	28.078
18	1'46.927	37.604	40.993	28.330
19	1'43.236	36.431	39.046	27.759
20	1'43.202	36.523	38.944	27.735
21	3'903.102			
22	1'42.905	36.430	38.789	27.686
23	1'43.349	36.378	39.042	27.929

23 **Enrico TOCCACELO** ITA
EUROINTERNATIONAL

1	1'52.790	43.422	41.045	28.323
2	3'38.028			
3	1'43.379	36.711	39.327	27.341
4	1'44.446	37.545	39.498	27.403
5	1'46.776 B	36.859	39.590	30.327
6	2'11.454	1'05.432	38.976	27.046
7	1'42.670	36.580	39.038	27.052
8	1'43.575	36.939	39.343	27.293
9	1'43.126	36.883	38.908	27.335
10	1'43.250	36.728	39.112	27.410
11	1'43.100	36.553	39.180	27.367
12	1'49.153	37.162	43.629	28.362
13	2'18.948	38.075	1'02.126	38.747
14	1'47.553	39.062	41.055	27.436

24 **Jason TAHINCI** TUR
EUROINTERNATIONAL

1	1'58.321	46.097	42.246	29.978
2	3'46.136			27.623
3	1'51.145	37.090	45.753	28.302
4	1'45.172	37.138	40.580	27.454
5	1'45.207	37.451	40.273	27.483
6	1'44.657	37.055	40.064	27.538
7	1'48.226	37.265	41.470	29.491
8	1'48.856 B	37.545	41.463	29.848
9	2'27.974	1'20.039	40.250	27.685
10	1'44.589	36.792	40.165	27.632
11	1'44.578	37.020	40.145	27.413
12	1'48.291	39.195	41.576	27.520
13	1'50.048	38.415	40.540	31.093
14	1'46.750	39.054	40.501	27.195
15	1'58.594	37.114	40.258	41.222
16	3'025.337			
17	1'45.327	37.540	40.025	27.762
18	1'45.691	37.142	40.403	28.146
19	1'45.176	37.329	40.072	27.775
20	1'44.298	36.950	39.927	27.421
21	3'911.811			
22	1'46.285	37.541	40.165	28.579
23	1'46.932	38.418	40.212	28.302

25 **Borja GARCIA** ESP
RC MOTORSPORT

1	1'43.528	37.084	39.007	27.437
2	3'25.989			
3	1'42.227	36.213	38.759	27.255
4	1'42.419	36.192	39.046	27.181
5	1'46.340 B	36.191	38.889	31.260

26 **Bruce JOUANNY** FRA
RC MOTORSPORT

1	1'57.062	45.679	42.069	29.314
2	3'43.951			27.872
3	1'45.492	37.366	40.216	27.910
4	1'43.574	36.968	39.121	27.485
5	1'44.497	37.005	39.675	27.817



Computerised results and timing service

ROUND 3: TURKEY WORLD SERIES RACE 2

Chronological Analysis of Performances

B Crossing the finish line in pit lane
S1 Time from finish line to 1st intermediate
S2 Time from 1st intermediate to 2nd intermediate
S3 Time from 2nd intermediate to finish line
FY Full Yellow Flag

Lap	Lap Time	S1	S2	S3	Lap	Lap Time	S1	S2	S3
6	1'44.507	36.958	40.091	27.458	18	1'46.077	37.468	40.051	28.558
7	1'45.639 B	36.858	39.337	29.444	19	1'42.352	36.262	38.732	27.358
8	2'13.322	1'06.444	39.270	27.608	20	1'43.055	36.413	39.237	27.405
9	1'43.618	36.885	39.214	27.519	21	3'00.647			
10	1'42.713	36.401	38.887	27.425	22	1'43.199	36.410	38.971	27.818
11	1'42.935	36.410	39.190	27.335	23	1'44.440	36.691	40.124	27.625
12	1'47.129	37.444	41.838	27.847					
13	2'16.117	38.159	57.873	40.085					
14	1'46.560	37.837	40.494	28.229					
15	2'07.596	37.782	39.927	49.887					
16	30'24.196								
17	1'43.674	36.993	39.191	27.490					
18	1'47.081	37.152	41.217	28.712					
19	1'43.674	37.086	39.131	27.457					
20	1'43.244	36.691	39.062	27.491					
21	3'04.882								
22	1'43.123	36.553	39.227	27.343					
23	1'44.004	36.785	39.584	27.635					

27 **Alex DANIELSSON** SWE COMTEC

1	1'44.304	38.205	38.817	27.282
2	3'27.290			
3	1'42.885	36.415	39.135	27.335
4	1'42.291	36.268	38.831	27.192
5	1'42.542	36.349	38.962	27.231
6	1'42.436	36.333	38.831	27.272
7	1'42.582	36.298	39.029	27.255
8	1'42.622	36.313	38.980	27.329
9	1'42.689	36.413	38.886	27.390
10	1'44.433 B	36.493	39.003	28.937
11	2'12.931	1'06.578	38.939	27.414

28 **Jaap VAN LAGEN** NED COMTEC

1	1'50.179	41.790	40.360	28.029
2	3'45.027			27.652
3	1'44.785	37.099	39.953	27.733
4	1'43.965	37.041	39.354	27.570
5	1'46.230 B	37.133	39.197	29.900
6	2'09.112	1'02.550	38.970	27.592
7	1'42.725	36.249	39.055	27.421
8	1'42.863	36.325	39.029	27.509
9	1'42.719	36.452	38.806	27.461
10	1'43.017	36.458	38.877	27.682
11	1'42.980	36.890	38.791	27.299
12	1'49.828	36.926	44.663	28.239
13	2'16.425	38.195	59.488	38.742
14	1'47.334	38.559	40.943	27.832
15	2'07.733	37.543	40.601	49.589
16	30'21.258			
17	1'45.193	37.259	39.804	28.130

29 **Gregory FRANCHI** BEL PREMA POWERTEAM

1	1'53.781	43.843	42.114	27.824
2	3'40.747			27.912
3	1'43.097	36.597	39.182	27.318
4	1'43.063	36.465	39.245	27.353
5	1'43.144	36.723	39.210	27.211
6	1'43.040	36.530	39.334	27.176
7	1'43.034	36.630	39.116	27.288
8	1'42.719	36.565	38.914	27.240
9	1'42.709	36.447	38.850	27.412
10	1'42.896	36.550	38.979	27.367
11	1'44.473 B	36.549	39.065	28.859
12	2'14.967	1'05.150	41.111	28.706
13	2'21.895	39.239	1'03.712	38.944
14	1'46.939	37.960	40.496	28.483
15	2'06.501	38.042	41.463	46.996
16	30'18.591			
17	1'44.959	36.879	39.661	28.419
18	2'08.030	36.669	41.340	50.021
19	1'45.826	38.940	39.117	27.769
20	1'41.899	36.074	38.529	27.296
21	3'21.461			27.331
22	1'42.821	36.118	39.216	27.487
23	1'43.533	36.895	39.201	27.437

30 **Christian MONTANARI** SMR PREMA POWERTEAM

1	1'50.901	42.441	40.577	27.883
2	3'34.802			
3	1'43.278	36.744	39.165	27.369
4	1'43.817	36.939	39.212	27.666
5	1'43.019	36.708	39.115	27.196
6	1'44.158 B	36.362	39.204	28.592
7	2'09.187	1'02.574	39.345	27.268
8	1'42.047	35.966	38.756	27.325
9	1'43.147	36.493	38.982	27.672
10	1'42.830	36.479	38.960	27.391
11	1'42.779	36.551	38.975	27.253
12	1'46.122	36.702	40.782	28.638
13	2'22.317	37.366	1'06.171	38.780
14	1'48.922	39.006	41.478	28.438
15	2'04.560	38.798	40.744	45.018
16	30'13.372			
17	1'44.283	37.341	39.455	27.487



Computerised results and timing service

ROUND 3: TURKEY WORLD SERIES RACE 2

Chronological Analysis of Performances

B Crossing the finish line in pit lane **S2** Time from 1st intermediate to 2nd intermediate
S1 Time from finish line to 1st intermediate **S3** Time from 2nd intermediate to finish line **FY** Full Yellow Flag

Lap	Lap Time	S1	S2	S3	Lap	Lap Time	S1	S2	S3
31	Jerôme D'AMBROSIO BEL				TECH 1 RACING				
1	1'58.671	46.201	42.411	30.059					
2	3'44.456			27.566					
3	1'45.738	37.308	40.259	28.171					
4	1'44.119	37.039	39.472	27.608					
5	1'44.050	37.046	39.499	27.505					
6	1'44.395	36.674	40.078	27.643					
7	1'43.793	36.812	39.396	27.585					
8	1'43.130	36.691	38.961	27.478					
9	1'44.402	36.508	39.909	27.985					
10	1'42.970	36.417	38.863	27.690					
11	1'43.180	36.377	39.192	27.611					
12	2'04.853	54.171	42.187	28.495					
13	2'21.711	38.989	1'03.765	38.957					
14	1'46.517	38.050	40.062	28.405					
15	2'07.473	37.854	41.656	47.963					
16	30'19.214								
17	1'46.724 B	36.903	39.437	30.384					
18	2'12.815	1'04.887	39.621	28.307					
19	1'44.158	37.188	39.461	27.509					
20	1'43.695	36.417	39.808	27.470					
21	39'29.529			27.466					
22	1'42.978	36.532	39.107	27.339					
23	1'42.835	36.388	39.026	27.421					
32	Ryo FUKUDA JPN				TECH 1 RACING				
1	1'56.375	45.312	42.065	28.998					
2	3'41.946			28.107					
3	1'43.727	36.991	39.397	27.339					
4	1'43.131	36.651	39.277	27.203					
5	1'43.119	36.546	39.361	27.212					
6	1'45.065 B	36.626	39.431	29.008					
7	2'09.484	1'02.777	39.480	27.227					
8	1'43.395	36.852	39.262	27.281					
9	1'43.157	36.591	39.232	27.334					
10	1'43.265	36.766	39.075	27.424					
11	1'43.014	36.521	39.267	27.226					
12	1'48.775	36.921	43.216	28.638					
13	2'19.164	37.715	1'02.522	38.927					
14	1'47.168	38.945	40.650	27.573					
15	2'07.136	37.807	41.355	47.974					
16	30'19.741								
17	1'44.915	36.966	39.928	28.021					
18	1'44.443	36.554	39.927	27.962					
19	1'44.386	37.149	39.482	27.755					
20	1'43.233	36.562	39.289	27.382					
21	39'00.135								
22	1'43.331	36.418	39.350	27.563					
23	1'45.215	36.511	40.880	27.824					



Computerised results and timing service

**ROUND 3: TURKEY
WORLD SERIES
RACE 2
Analysis by Lap**

Lapped driver

Num	Lap Time	Gap	Num	Lap Time	Gap	Num	Lap Time	Gap	Num	Lap Time	Gap	Num	Lap Time	Gap
15	1'43.076	23.780												
24	1'46.285	32.807												
12	1'46.365	33.022												
4	1'42.981	33.345												
18	1'42.107	37.287												
1	1'43.594	38.269												
29	1'42.821	38.993												
23	1'41.614	40.997												
31	1'42.978	47.218												

Lap 23

16	1'42.117	
7	1'45.201	14.067
2	1'45.770	14.904
11	1'45.731	15.332
10	1'44.498	15.522
6	1'45.735	15.878
20	1'44.308	15.976
8	1'44.079	19.638
28	1'44.440	20.880
32	1'45.215	21.275
19	1'43.983	21.534
22	1'43.349	21.950
26	1'44.004	24.603
15	1'43.285	24.948
4	1'45.572	36.800
24	1'46.932	37.622
18	1'42.455	37.625
1	1'43.380	39.532
29	1'43.533	40.409
23	1'42.277	41.157
12	1'55.604	46.509
31	1'42.835	47.936

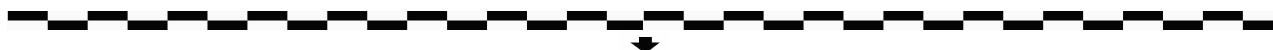


Computerised results and timing service

ROUND 3: TURKEY
WORLD SERIES
RACE 2
Starting Grid

24 - J. TAHINCI	1'42.876	29
32 - R. FUKUDA	1'41.887	27
12 - M. PAVLOVIC	1'41.872	25
9 - C. MIGUEZ	1'41.239	23
5 - R. KERR	1'41.087	21
23 - E. TOCCACELO	1'40.993	19
14 - A. BARBA	1'40.915	17
10 - J. ROSSITER	1'40.905	15
6 - S. McINTOSH	1'40.444	13
8 - C. FLEMING	1'40.401	11
20 - P. PILET	1'40.394	9
2 - D. VALSECCHI	1'40.244	7
11 - B. HANLEY	1'40.245	5
27 - A. DANIELSSON	1'40.064	3
3 - P. MALDONADO	1'39.530	1

15 - A. BONETTI	1'41.310	30
31 - J. D'AMBROSIO	1'41.307	28
19 - M. MENEGHELLO	1'41.226	26
26 - B. JOUANNY	1'41.076	24
1 - S. KANE	1'40.767	22
21 - E. SALIGNON	1'40.656	20
29 - G. FRANCHI	1'40.563	18
4 - T. KOSTKA	1'40.518	16
30 - C. MONTANARI	1'40.293	14
28 - J. VAN LAGEN	1'40.287	12
22 - A. SOUCEK	1'40.264	10
18 - H. SHIMODA	1'40.090	8
16 - A. PARENTE	1'40.060	6
7 - M. ALESHIN	1'39.988	4
25 - B. GARCIA	1'39.974	2



The results are provisional until the end of the limit for protest and appeals

The limit for protest expires 30' at the latest after publication of the results - Time:

Race Director:	Steward:	Timekeeper: