



ANNUAL REPORT 2018

LAPORAN TAHUNAN



NATIONAL
INSURANCE COMPANY BERHAD

In association with **Allianz** 

www.national.com.bn

CONTENTS

Background	3
Mission and Philosophy	3-4
ISO 9001	4
Directors	5
Management Team	6
Shareholders	6
Corporate Information	7-9
Chairman's Statement	10-11
Summary of Operations for 5 Years	12
Corporate Social Responsibility	13
 Financial Statements	
Directors' Report	14-15
Statement of Corporate Governance	16-21
Statement of Compliance	22
Independent Auditor's Report	23-25
Statement of Profit or Loss and Other Comprehensive Income	26
Statement of Financial Position	27
Statement of Changes In Equity	28
Statement of Cash Flows	29
Notes to Financial Statements	30-64

Background

National Insurance Company Berhad is the preferred general insurer in Brunei Darussalam. Incorporated in 1969, the company came under the current management in 1987. The Allianz Group, MSIG Holdings (Asia) Pte. Ltd, and the Baiduri Holdings Berhad acquired interests in National Insurance in January 1998.

Allianz is one of the world's largest insurance companies while Mitsui Sumitomo is the largest Japanese insurer in ASEAN and is part of the Mitsui Group, Asia's Largest conglomerate. The Baiduri Group is one of Brunei Darussalam's most dynamic business enterprises with interests ranging from financial services to newspaper publishing. These strategic relationships facilitate the transfer of international insurance expertise to Brunei

Darussalam and enable the company to explore new areas of opportunity in insurance. The company plays an active role in Brunei Darussalam business community and is a member of the Brunei Insurance and Takaful Association, the Brunei Darussalam International Chamber of Commerce and Industry and the East Asian Insurance Congress.

Mission & Philosophy

Our mission is to be the preferred insurer in Brunei Darussalam. We are committed to provide a range of insurance services which continuously meet the requirements of our customers. In doing so, we seek to excel in the following key areas:

Market Leadership

We seek market leadership in our preferred niche market. We will define market leadership in terms of our market share and the quality of the services we provide in these market segments. Although we will seek for market share, we will not do so at the expense of quality and profitability.

Outstanding Services

We seek to provide outstanding services to our clients. We will measure service in terms of the extent to which we anticipate and meet the needs of our customers in the critical areas of security, coverage, cost and claims settlement and we will constantly compare ourselves with the best companies within the region.

Outstanding People

We seek to employ the most suitable people in the local insurance industry. We seek people who are honest, team players, willing to learn, committed to high work standards and to achieve results.

Excellent Results

We seek to produce excellent financial results for our shareholders. We will define the financial results in terms of a return on investment which is above average and which is the product of a pro-active marketing, prudent underwriting and investment management.

Mission & Philosophy (con't)

First Class Management

We seek distinction as an insurance company with first class management not just relative to the local industry but also in regional terms. Our management will be evaluated in terms of how successful they are in directing and organising the Company towards continual improvement in the management system.

Training and Development

We believe that training and development is a key to NICB's continued success. The company's focus is in providing professional insurance training to bring the skills level of staff and agents to international standards and on continued improvement to quality service.

In undertaking our mission we will adopt the following approach:

- We believe excellence comes from focusing our energies and our resources. Our business is insurance underwriting and we will seek to grow and develop as an insurance company. Our interest in other areas will only be to the extent that they directly strengthen our competitive advantage in our core business.
- We believe that without customers, we would have no business. We must therefore ensure that the customer comes first in every aspect of our work organization.
- We believe that our people are our key resources. We must therefore seek to recruit the most suitable people available and to provide them with opportunities for development, worthwhile careers and a satisfying work environment. We want people we can be proud of and we want them to view this Company as a challenging yet an enjoyable place to work in.
- We believe that our continued growth depends on our ability to anticipate and adapt to change in a disciplined manner. We must therefore always seek to be proactive and to innovate but within the context of thorough planning.
- We believe that we have social responsibilities to the local industry and the community of which we are a part. We must therefore seek to contribute to the good standing of the local industry and to be good corporate citizens of Brunei Darussalam.

ISO 9001

National Insurance Company Berhad Achieved ISO 9002 certification on 15th April 1996, and was recertified to the new PBD ISO 9001:2015 standard on 22nd May 2017. It is currently the only insurance company in Brunei Darussalam and amongst the few in the region to have achieved the prestigious certification. The Management Review Team (MRT) meets at least once a month to set specific objectives, arrange for implementation and monitor progress. Internal audits are carried out on a regular basis by members of the Audit Team, while an external audit by certified ISO external auditors is carried out once a year to determine the fitness of our quality management system.



Certificate Number **BRN14.050**

Directors



YAM Pengiran Muda
Abdul Qawi
Chairman



YAM Pengiran Kerma Raja Pengiran Dato Hj
Kamarulzaman bin Pengiran Pekerma Setia
DiRaja Sahibul Bandar Pengiran Hj Ali
Director



Dato Paduka Timothy
Ong Teck Mong
Deputy Chairman



Kiyoshi Nakagawa
Director



Mark Barry Mitchell
Director



Lisa Dato Paduka Hj Ibrahim
Director



Paul Richard Hirschfield
Director



S. Rashid Bin Hj A. Salam /
Abd Salam
Director



Stephen Ong Teck Soon
**Alternate Director to
Dato Paduka Timothy
Ong Teck Mong**



Kolja Klawunn
**Alternate Director to
Mark Barry Mitchell**

Management Team

The day to day management of the company is supervised by a Management Review Team led by the General Manager. The Management Review Team meets at least once a month to discuss operational and marketing issues, setting and monitoring specific objectives as well as monitoring our Quality Management System.

The Management Review Team comprise the following:

General Manager

Klaus Tomalla

Managers

- Aminuddin Nasuha (Underwriting)
- Chieng Chiew Wei (Accounts & Finance)
- Emily Chong (Reinsurance)
- Chen Choon Foong (Business Development)
- Ching Lee Ken (Human Resources & Administration)
- Katherine Teo (Underwriting)
- Alexander Akaw (Underwriting, appointed on 1st January 2018)

Senior Manager

Denis Buyok
(Underwriting, Claims & Risk Management)

Assistant Manager

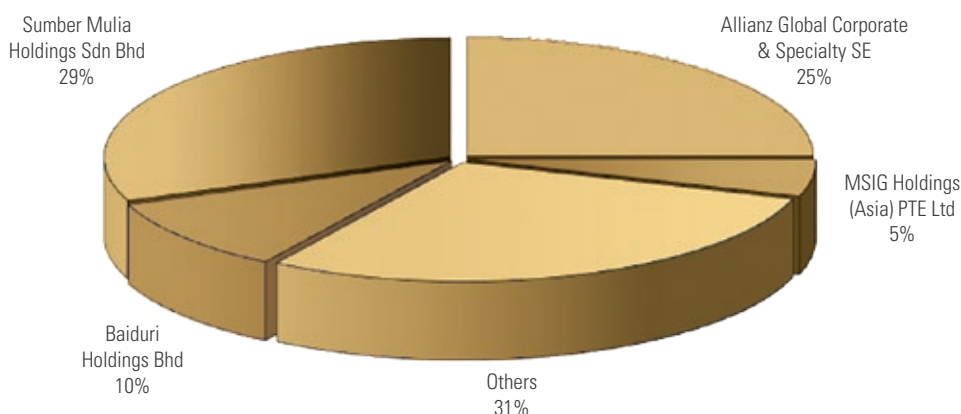
Wilfred Lungga (Claims)

Officers

- Lisa Lim Siew Chian (Compliance officer)
- Izzah Hafizah Hj Ali Bahrom (Senior Executive Risk Management, appointed on 1st May 2018)

Shareholders

Amongst Brunei Companies, National Insurance is unique in its ownership structure. It has 162 shareholders of which 151 comprise of Bruneian investors. Of its B\$8 million share capital, 70% is held by Brunei citizens or companies owned by Brunei nationals. The two largest local shareholders are Sumber Mulia Holdings Sdn Bhd (29%) and Baiduri Holdings Bhd (10%). The Allianz Global Corporate & Specialty SE owns (25%) while MSIG Holdings (Asia) Pte. Ltd. owns (5%) of the company.



Corporate Information

Name

NATIONAL INSURANCE COMPANY BERHAD

24 - hour Hotline

1-800-0999

Place and Date of Incorporation

Brunei Darussalam
24th December 1969

Tow-truck Service

223 4567, 718 0388, 871 8977

Paid-up Capital

B\$8 million

Correspondence Address

P O Box 1251, BSB BS8672, Brunei Darussalam
P O Box 958, KB KA1531, Brunei Darussalam

Head Office

Units 12 & 13, Block A, Regent Square,
Spg 150, Kg Kiarong, BE1318
Brunei Darussalam

Auditors

Ernst & Young
Room 309A, 3rd Floor, Wisma Jaya
Jalan Pemancha, Bandar Seri Begawan BS8811,
Brunei Darussalam
Telephone: 223 9139, 223 9140
Facsimile: 223 9142
Email: inquiries.eybrunei@bn.ey.com

Telephone

242 6888, 222 6222, 223 3999

Facsimile

242 9888 - Administration & Claims
245 4277 - Underwriting
223 8999 - Business Development
245 4303 - Accounts

Corporate Secretary

Tricor (B) Sdn Bhd
Room 308B, 3rd Floor Wisma Jaya,
Jalan Pemancha, Bandar Seri Begawan BS8811,
Brunei Darussalam
Telephone: 223 2780, 223 2781
Facsimile: 223 2783
Email: info@bn.tricorglobal.com

Email

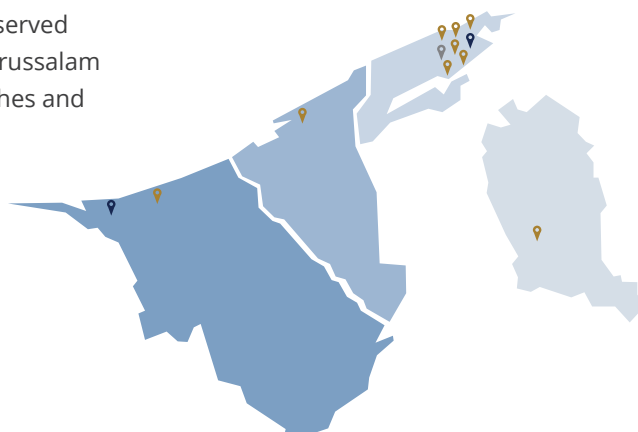
insurance@national.com.bn




Website

www.national.com.bn

National Insurance Network

National Insurance is served throughout Brunei Darussalam by a network of branches and agency offices.



-  Branch
-  Agency
-  Service Counter

Corporate Information

BRANCH

Kuala Belait

Unit 20, Block C, Lot 8989
Jalan Pandan Tujuh,
Kuala Belait KA1931
Tel: 333 6468, 333 6469, 333 1222
Fax: 334 2191
Email: kb@national.com.bn

SERVICE COUNTERS

Land Transport Dept, Gadong

Tel: 245 2238
Fax: 245 2239

Labour Department

Jalan Menteri Besar
Tel: 238 4777
Fax: 238 0777

Baiduri Finance Sumbangsih

(start operating 21st June 2018)
Tel: 244 4633
Fax: 244 4622

ONLINE AGENCY OFFICES

ADAMAS INSURANCE AGENCY

Lot 39 & 40, Ground Floor,
Ang's Development Building,
Jalan Sultan Omar Ali, Seria KB2733,
Negara Brunei Darussalam.
Tel: 322 4828, 322 6569
Fax: 322 6569

AXSEL JAYA INSURANCE AGENCY SDN BHD

Unit 110, Ground Floor,
Bangunan Kumbang Pasang,
Gadong BE4119, Brunei Darussalam.
Tel: 244 8989
Fax: 245 1181

BRIGHT FUTURE INSURANCE AGENCY

Address: Unit B10, Mezzanine Floor,
Shakirin Complex, Spg 88,
Kg Kiulap BE1518,
Negara Brunei Darussalam.
Tel: 2237016 / 2237018
Fax: 2237015

CANTUMAN BAHAGIA INSURANCE AGENCY

No 6, Blk A, 1st Floor, Spg 628,
Bgn Dato Paduka Lim Seng Kok,
Kg Medewa,
Jalan Tutong BF1120,
Negara Brunei Darussalam.
Tel: 265 4370
Fax: 265 0628

CEDAR MANAGEMENT SERVICES

No.179A, KM1, Riverview Medical
Complex, Jalan Gadong,
Kg Kumbang Pasang BA1511,
Negara Brunei Darussalam.
Tel: 223 0506
Fax: 223 0499

DAVID LIAW INSURANCE AGENCY

No. 5, Spg 502-56-18,
Jln Gadong, Kg Beribi BE1118,
Negara Brunei Darussalam.
Tel: 245 6308
Fax: 245 6308

GALORE INSURANCE SERVICES

No 5, 1st Floor, Block B, Urairah
Complex, Kg Kiulap BE1518,
Negara Brunei Darussalam.
Tel: 222 8619, 222 8621
Fax: 222 8715

IMG INSURANCE AGENCY SERVICES

C1, 1st Floor, Shakirin Complex,
Kg Kiulap BE1518,
Negara Brunei Darussalam.
Tel: 222 5073, 223 7902
Fax: 224 1665

INNSO COMMERCIAL SERVICES

No.9, 2nd Floor, Block A, Lot 53068,
Komplek Delima Jaya, Kg Serusop,
Jln Muara BB2313,
Negara Brunei Darussalam.
Tel: 233 5129
Fax: 233 5128

INSIGNIA INSURANCE AGENCY

No. 43, 1st Floor, Block C,
Bangunan Gadong Central,
Kg Menglait BE4119,
Negara Brunei Darussalam.
Tel: 244 4555
Fax: 245 7737

Corporate Information

JASRA HARRISONS INSURANCE

AGENCY SDN BHD

No. 65, Jalan McKerron,
Kuala Belait KA1131,
Negara Brunei Darussalam.
Tel: 333 6113
Fax: 333 6103

KANG & KENT ENTERPRISE

F105A, Kompleks Harapan,
Jalan Setia Diraja,
Kuala Belait KA3131,
Negara Brunei Darussalam.
Tel: 333 1956
Fax: 333 1958

MENANG JAYA SERVICES SDN BHD

No.3A, 1st floor,
Bangunan Lo Kum Mui,
Spg 614, Jln Tutong BF1320,
Negara Brunei Darussalam.
Tel: 2653099
Fax: 2653099

MIRAGE ENTERPRISE

No 10, 2nd Floor, Block B, PAP Hjh
Norain Building,
Km 2, Jalan Tutong BA1712,
Negara Brunei Darussalam.
Tel: 222 4080, 222 4081
Fax: 222 4078

PAWAY INSURANCE AGENCY

Unit 3, 1st Floor,
Bgn. Hj Emran Bin Hj Md Salleh,
Spg. 646, Kg Bunut,
Jalan Tutong, BF1320
Negara Brunei Darussalam.
Tel: 265 2220
Fax: 265 2230

PROINSURE ENTERPRISE

No 8, Ground Floor, Sumbangsih
Bahagia Kompleks,
Perindustrian Beribi II, Gadong
BE1118,
Negara Brunei Darussalam.
Tel: 242 2211, 242 3770
Fax: 242 2209

RICHLAND INSURANCE SERVICES SDN BHD

Block J, Unit 11, 1st Floor,
Abdul Razak Complex,
Jalan Gadong BE4119,
Negara Brunei Darussalam
Tel: 242 7112, 242 7113
Fax: 242 7114

SEJAHTERA MANAGEMENT & SERVICES

No.7, 1st Floor, Block H,
Kompleks Pengkalan Gadong,
Jalan Tungku Link,
Batu Bersurat BE3519,
Negara Brunei Darussalam.
Fax: 242 8597

SHIM WEI JING INSURANCE AGENCY

No. 7, Spg 148-3, Jln Telanai,
Bandar Seri Begawan, Negara
Brunei Darussalam.
Fax: 323 0908

TOPINS MARKETING SERVICES

Unit C4, 1st Floor, Block C,
Shakirin Complex,
Kg Kiulap BE1518,
Negara Brunei Darussalam.
Tel: 2221423, 2221424
Fax: 2221419

U.M.S. INSURANCE AGENCY

No.7, Ground Floor, Block A, Lot
8989, Jalan Pandan 7, Kg Pandan,
Kuala Belait KA1189, Negara Brunei
Darussalam.
Tel: 334 0250
Fax: 333 5479

VINCENT & ASSOCIATES SDN BHD

Unit 10, 1st Floor, Block A, Spg 88,
Q-Lap Complex, Kg Kiulap BE1518,
Negara Brunei Darussalam.
Tel: 223 6196, 223 6197
Fax: 223 6195

V-PRO SDN BHD

Unit 10-1, 1st Floor, Block A,
Delima Jaya Complex,
Jln Muara BB2313,
Negara Brunei Darussalam.
Tel: 234 0651
Fax: 234 0653

Chairman's Statement



بِسْمِ اللَّهِ الرَّحْمَنِ الرَّحِيمِ

Bismillahir Rahmanir Rahim

Assalamu Alaikum Warahmatullahi Wabarakatuh

On behalf of the Board of Directors, I am pleased to present the Annual Report and Accounts of National Insurance Company Berhad for the financial year ended 31st December 2018.

Financial Overview

National Insurance continued to achieve excellent financial results in 2018.

Net Profit before tax was B\$ 4.02 million. Net Profit after tax was B\$3.32 million, a slight decrease of 1.6% from 2017 representing a return of 18% on shareholders' equity.

Gross Written Premium was B\$26.49 million, an increase of 34.2% from 2017 mainly due to an increase in fronting engineering business. Our net written premiums increased by 13.5% to B\$17.3 million due to a change in reinsurance strategy. This was partly offset by a decrease in reinsurance commission income.

National Insurance's loss ratio in 2018 remained stable at 34.9% compared to 34.6% in the previous year. The slight increase in the loss ratio was mainly due to a large fire claim and common law claims from our Workers' Compensation business. These were partly offset by an improved loss ratio in our motor business.

Increases in net claims incurred, net commission expenses and provision for doubtful debts led to an increase of in our combined ratio from 75.7% to 78.0%. This combined ratio is an excellent result by regional standards.

Investment income in 2018 was B\$0.44 million.

Market Leader

Our Company remains the market leader in Brunei's conventional general insurance market in 2018 with a market share of approximately 36.9% (in terms of Gross Written Premium).

Dividend

Based on the excellent financial results achieved in 2018, the accumulated profits from previous years as well as the adequacy of National Insurance's solvency margin, the directors propose a dividend of 30 cents per ordinary share for the year ended 31 December 2018 and a special dividend of 10 cents per ordinary share amounting to a total distribution to shareholders of B\$3.2 million for the year.

Corporate Social Responsibility

National Insurance continued to actively support local charities. In 2018, we contributed to the Centre for Children with Special Needs (KACA) and Spark Lifeskill, a centre for children with special needs.

We also organized blood donation drives in collaboration with the Blood Donation Centre of Raja Isteri Rengiran Anak Saleha (RIPAS) Hospital and the Labour Department of the Ministry of Home Affairs.

Appreciation

On behalf of the Board of Directors, I wish to extend our appreciation to our outstanding management team and staff for their dedication, hard work and dedication to delivering excellence. I would like to express our sincere gratitude to our valued customers, agents and brokers for their continued support and contribution to our achievements.

As always, I would like to convey our outmost thanks to the Autoriti Monetari Brunei Darussalam (AMBD) as well as to the Brunei Insurance and Takaful Association (BITA) for their guidance and contribution to the development of the local insurance industry.

Wabillahit taufit wal-Hidayah Wassalamualaikum Warahmatullahi Wabarakatuh

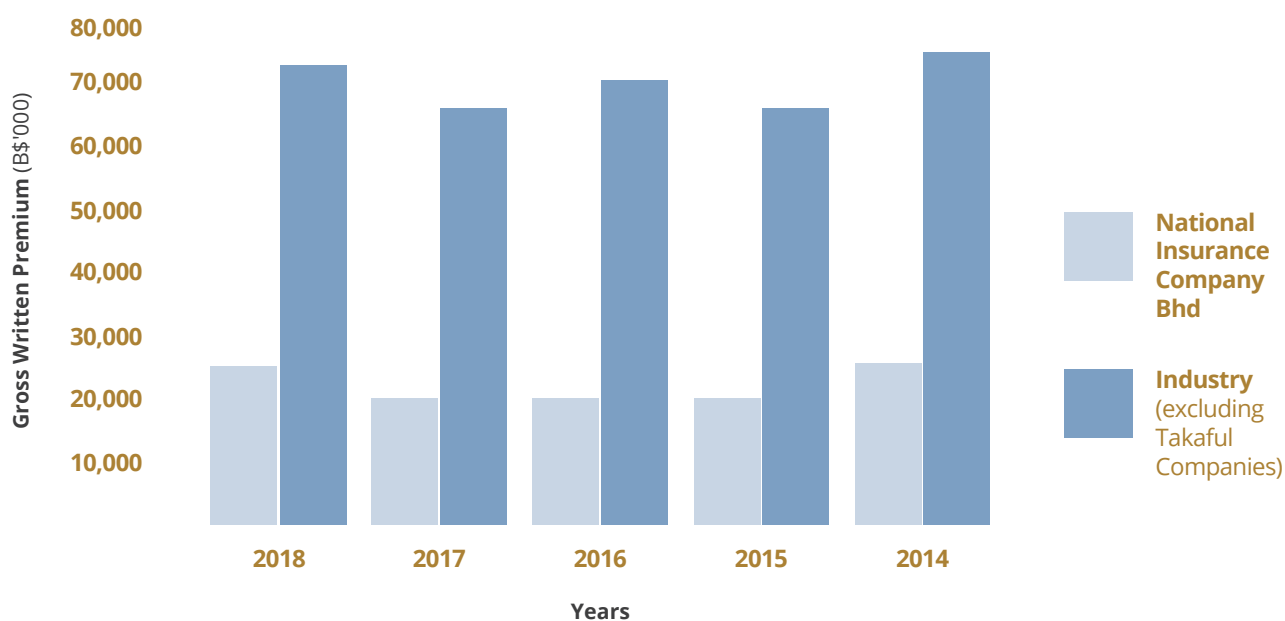


YAM Pengiran Muda
Abdul Qawi
Chairman

Summary of Operation for Five Years

	2018	2017	2016	2015	2014
	B\$'000	B\$'000	B\$'000	B\$'000	B\$'000
Gross written premium	26,486	19,741	20,553	20,639	25,686
Net written premium	17,296	15,237	15,265	14,925	16,401
Underwriting profit	3,529	3,562	2,999	2,741	2,751
Investment & other income	487	519	584	449	224
Profit before tax	4,016	4,081	3,583	3,190	2,975
Profit after tax	3,321	3,376	2,898	2,631	2,543
Shareholders' equity	18,666	17,742	16,760	15,455	13,806
Net technical reserve	23,074	21,696	21,898	20,060	16,814
Total assets	58,935	50,351	50,313	46,935	42,734
Dividend per share (cents)	30	30	30	20	7
Special Dividend per share (cents)	10	-	-	-	5

Industry Gross Written Premium Over Five Years



Corporate Social Responsibility



In January 2018, National Insurance Company Berhad (NICB) donated books and toys to KACA.

The donations were presented to the Managing Director of KACA, Haji Abdul Alim Bin Haji Othman, at the centre in Kampong Kiulap.



In July 2018, National Insurance Company Berhad (NICB) organized a blood donation drive, in collaboration with the Blood Donation Centre of Raja Isteri Rengiran Anak Saleha (RIPAS) Hospital and the Labour Department.

The blood donation drive was held at the Labour Department and the blood donors comprised of the NICB team, business associates and members of the public. The company presented goodie bags to the blood donors, as a token of appreciation for their support.



In December 2018, National Insurance Company Berhad (NICB) contributed a cheque donation to the Spark Lifeskill, a centre for the children with autism.

The cheque was presented to Mr McCoy Chin, at the centre in Kampong Jangsak.

Directors' Report

The directors have pleasure in submitting their report together with the audited financial statements of the Company for the year ended 31st December 2018.

Principal activity

The principal activity of the Company is to underwrite fire, marine, motor and general insurances. There has been no significant change in the nature of this activity during the year.

Results

Profit for the year after taxation

B\$3,321,424

In the opinion of the directors, the results of the operations of the Company during the year have not been affected by any item, transaction or event of a material and unusual nature.

Reserve

There were no transfers to reserve subsequent to year end and to the date of this report.

Dividend

During the year ended 31st December 2018, the Company paid final dividend of B\$2,400,000 for the year ended 31st December 2017. The directors propose a final dividend of 30 cents per share and a special dividend of 10 cents per share amounting to B\$3,200,000 for the year ended 31st December 2018.

Directors

The directors in office during the year and at the date of this report are:-

YAM Pengiran Muda Abdul Qawi (Chairman)

YAM Pengiran Kerma Raja Pg Dato Hj Kamarulzaman Bin Pengiran Pekerma Setia DiRaja

Sahibul Bandar Pengiran Haji Ali

Dato Paduka Timothy Ong Teck Mong (Deputy Chairman)

Kiyoshi Nakagawa

Mark Barry Mitchell

Lisa Dato Paduka Hj Ibrahim (appointed on 1st January 2019)

Paul Richard Hirschfield (appointed on 1st January 2019)

S. Rashid Bin Hj A. Salam/Abd Salam (appointed on 1st January 2019)

Stephen Ong Teck Soon (alternate director to Dato Paduka Timothy Ong Teck Mong)

Kolja Klawunn (alternate director to Mark Barry Mitchell)

Directors' Report (Cont'd)

Directors' interests in shares and debentures

During the year, the Company was not a party to any arrangements whose objects were to enable directors of the Company to acquire benefits by means of the acquisition of shares in, or debentures of, the Company except as stated below:-

Shares registered in the name of director

Name of director	At the beginning of the year	Acquired	Sold	At the end of the year
YAM Pengiran Muda Abdul Qawi	64,000	-	-	64,000
Dato Paduka Timothy Ong Teck Mong	28,000	80,000	-	108,000

Directors' benefits

Since the end of the previous year, none of the directors of the Company has received or become entitled to receive a benefit other than a benefit included in the aggregate amount of emoluments received or due and receivable by the directors shown in the financial statements by reason of a contract made by the Company or a related corporation with the director or with a firm of which he is a member, or with a company in which he has a substantial financial interest.

Other information


The directors report that:-

- no circumstances have arisen which render adherence to the existing method of valuation of assets or liabilities of the Company misleading or inappropriate; and
- no contingent liabilities which have not been discharged have been undertaken by the Company in the year covered by the profit and loss account.

Auditors

The auditors, Ernst & Young, have expressed their willingness to accept re-appointment.

On behalf of the Board,



Dato Paduka Timothy Ong Teck Mong
Director



YAM Pengiran Kerma Raja Pg Dato Hj Kamarulzaman Bin Pengiran Pekerma Setia DiRaja Sahibul Bandar Pengiran Haji Ali
Director

Date: 28th March 2019

Statement of Corporate Governance

1) Introduction

The Company adopts corporate governance practices which are in conformity with Autoriti Monetari Brunei Darussalam's *Notice on Corporate Governance for Insurance Companies and Takaful Operators* (TIU/N-3/2017/7) issued on 11th August 2017.

2) Composition, Function and Conduct

a) Board Responsibilities

The Board has the overall responsibility for promoting the sustainable growth and financial soundness of the Company, and for ensuring reasonable standards of fair dealing. This includes a consideration of the long-term implications of the Board's decisions on the Company and its customers, officers and the general public.

Detail of the Board Term of Reference is available for reference in the Company's website at www.national.com.bn/company_profile (under the corporate governance section).

The contribution of individual directors will vary based on their qualifications and experience. However, collectively, the Board shall bring a balance of expertise, skills, experience and perspectives, taking into consideration the Company's strategy, risk profile and overall operations.

Board of Directors' Profile

YAM Pengiran Muda Abdul Qawi (Chairman, Non-Independent Non-Executive Director)

His Royal Highness graduated with a Bachelor of Art in Politics with Business Studies from Queen Mary's and Westfield College, University of London.

His Royal Highness Prince Abdul Qawi is the Chairman of Brunei Hotel, Supremo Management Services Sdn Bhd, National Insurance Company Berhad, QOS Sdn Bhd and Everon Sdn Bhd. From 2000 to 2011, His Royal Highness was the Executive Deputy Chairman & CEO of the QAF Group of Companies. Prior to joining QAF, His Royal Highness worked as a Research Officer in the Policy & Planning Department, Ministry of Foreign Affairs.

His Royal Highness is Patron of the Young Entrepreneurs Association Brunei (YEAB). His Royal Highness is also a member of CACCI (Confederation of Asia-Pacific Chambers of Commerce and Industry) and a member of the INSEAD East Asia Business Council.

YAM Pengiran Kerma Raja Pg Dato Hj Kamarulzaman Bin Pengiran Pekerma Setia DiRaja Sahibul Bandar Pengiran Haji Ali (Non-Independent Non-Executive Director)

YAM Pengiran Kerma Raja Pengiran Haji Kamarulzaman graduated with a Bachelor of Science in Civil Engineering Brighton United Kingdom, Diploma in Sanitary Engineering, IHEE, Delft, Netherlands, Master of Business Administration, Oxford Brookes United Kingdom. He is a Chartered Engineer of United Kingdom and he has been a member of Institution of Civil Engineer since 1982 and in 2001 he was transferred as Fellowship member of Institution of Civil Engineer. He has been a member of Institution of Architects, Engineers and Surveyors Brunei Darussalam, MPUJA since 1985 and in 2011 he was transferred as Fellow of Institution of Architects, Engineers and Surveyors Brunei Darussalam, FPUJA. He is also a member of ASEAN Engineering Register since year 2011.

Statement of Corporate Governance (Cont'd)

YAM Pengiran Kerma Raja Pg Dato Hj Kamarulzaman Bin Pengiran Pekerma Setia DiRaja Sahibul Bandar Pengiran Haji Ali (Non-Independent Non-Executive Director) (cont'd)

He is active as an engineering consultant in his consulting firm, KR Kamarulzaman and Associates. His career was mainly as government servant for over 33 years where he started as a Technical Assistant Engineer in Public Works Department and was promoted to several senior posts within the government. From June 2000 to April 2003, he was Director of General of Public Works. He also was the Acting Permanent Secretary (Technical) from April 2002 to January 2003. He was appointed as Chairman and Chief Executive officer of Jerudong Park Medical Centre from January 2003 to September 2007 and Chairman of Sungai Liang Authority from April 2007 to December 2012.

Dato Paduka Timothy Ong Teck Mong (Deputy Chairman, Non-Independent Non-Executive Director)

Dato Timothy Ong Teck Mong is a Brunei businessman and Chairman of Asia Inc Forum, a regional platform for policy and business dialogue which he founded in 2002.

Dato Ong is a board member of a number of leading Brunei and ASEAN companies including the Baiduri Bank Group and National Insurance Company in Brunei; YOMA Strategic Holdings listed on the Singapore stock exchange and PHINMA Inc, a leading Philippines enterprise.

He is a member of the Advisory Board of Prudential Financial (USA) a Governor of the Asian Institute of Management (AIM) and a Trustee of the Ramon Magsaysay Awards Foundation.

Dato Ong was Chairman of the Brunei Economic Development Board from 2005 to 2010 and Chairman of the APEC Business Advisory Council when Brunei was host of the APEC Summit in 2000.

He graduated with B.A. (Honours) from the Australian National University and M.Sc. (Distinction) from the London School of Economics.

Kiyoshi Nakagawa (Non-Independent Non-Executive Director)

Kiyoshi Nakagawa is the Planning Director of MSIG Holdings (Asia Pacific) Pte Ltd, the Regional Management Office in Singapore.

He has been in the Insurance Industry for over 28 years. He has undertaken responsibilities in Marine & Fire, International, General Production and Audit departments. He was also a director with Mitsui Sumitomo Insurance (Singapore) Pte. Ltd. from 2006 to 2009.

Mark Barry Mitchell (Non-Independent Non-Executive Director)

Mark Barry Mitchell is Regional Chief Executive Officer (CEO) (Asia Pacific) at Allianz Global Corporate & Specialty SE (AGCS SE) since October 2014. He has over 34 years of experience in the insurance industry with 20 years based in Asia. He joined AGCS SE Hong Kong Branch as CEO Hong Kong & Greater China in January 2013.

Prior to joining Allianz, Mark held the position as CEO for Asia and Middle East at Royal & Sun Alliance Specialty in Singapore and CEO & Principal officer for Royal & Sun Alliance Insurance PLC Singapore and Labuan Branch from year 2008 to 2012. He was Non- Executive Director at Alamiya for Cooperative Insurance Company (a Kingdom of Saudi Arabia listed company) from year 2010 to 2011. He also worked as Chief Underwriter of Asia Pacific Zone Property, Machinery & Marine at Chubb Insurance Group.

Statement of Corporate Governance (Cont'd)

Lisa Dato Paduka Hj Ibrahim (Independent Non-Executive Director)

Lisa Dato Paduka Hj Ibrahim has a BA in Business Management from Leeds Metropolitan University in England.

She is the Executive Director and CEO of Arkitek Ibrahim, a leading architectural firm in Brunei Darussalam. She is also the co-founder of Creativo Sdn Bhd, a Brunei-based company providing Event Management, Market Entry, Capacity building and Business Consultancy services. She is also currently a life and business coach.

She has also had recent experience working in Singapore as a consultant under Service Distinction Consulting (Singapore), where she provided Project Management for an SG50 project as a Consultant in 2015.

In 2003, Lisa was presented with the Global Leader of Tomorrow Award from the World Economic Forum in Davos, Switzerland and in 2009, Lisa received a PIKB medal from His Majesty, the Sultan of Brunei. Both of these were in recognition for her contribution to the development of Youth Entrepreneurship in Brunei. This year she was conferred as Doctor Fellow of the Royal Institute of Entrepreneurs, Singapore.

Paul Richard Hirschfield (Independent Non-Executive Director)

Paul Richard Hirschfield has Ph.D from University of Cambridge, United Kingdom.

Dr Paul is currently the Managing Partner of Oculus Management Services, and a part of the Management Committee of AN-nur Harapan Sdn Bhd, a local charity which has developed Uniklearn, a training programme for young Bruneian adults with autism.

He is also a Module Leader in Human Resource Management and Business Law on the University of Chester's Business Degree Programmes and a Programme Leader for the BSC Business Degree Programme run by Laksamana College.

He acquired thorough knowledge of local insurance industry, regulations and claims practices and undertook work upon a variety of Corporate Structuring advisor during his work with Veerasamy Associates

S. Rashid Bin Hj A. Salam/Abd Salam (Independent Non-Executive Director)

S. Rashid Bin Hj A. Salam/Abd Salam is a Master of Business Administration (MBA) postgraduate from University of Nottingham, United Kingdom.

He is currently the Director and Shareholder of Jubilee Consulting Services Sdn Bhd.

He has over 20 years of technical, commercial and corporate organizational experience in the public sector and government linked companies with expansive knowledge in economic diversification, SME development and air transport infrastructure.

His previous Board of Director level appointments include Abacus International Holdings, Abacus International Pte Ltd, Abacus Brunei Bhd and Darussalam Holdings Sdn Bhd and senior executive appointments as Senior Vice President Commercial, Assistant CEO Marketing & Investment Promotion and Vice President Corporate roles in both government and private sector agencies with responsibilities spanning Foreign Direct Investment Promotion, SME Development, Corporate Strategising and Business Development.

He is an associate member of The Chartered Institute of Marketing, United Kingdom.

Statement of Corporate Governance (Cont'd)

Stephen Ong Teck Soon (alternate director to Dato Paduka Timothy Ong Teck Mong)

Stephen Ong Teck Soon is Executive Director of Teck Guan Holdings, mainly involved in Real Estate and Investments, and Hotel Associates Ltd.

He is Chairman of St Andrew's School, BSB; and also a Board member of Chung Hwa Middle School, BSB and the Brunei National Chamber of Commerce and Industry.

He has a Master of Business Administration (MBA) degree from University of Queensland, Australia; and the CFA certification in Finance, from the Institute of Chartered Financial Analysts, USA.

Kolja Klawunn (alternate director to Mark Barry Mitchell)

Kolja Klawunn is currently managing the Operations function for Allianz Global Corporate & Specialty SE in the Asia Pacific region with additional responsibilities to look into Operations Governance, Business Continuity Management and Real Estate & Operational Support from a regional perspective. In this capacity Kolja is responsible for leading and managing local Insurance Operations activities for the Region. Furthermore, he is leading and implementing Global Change Programs in cooperation with all stakeholders, incl. Market Management, Claims, Finance, UW, IT and Operational Business Transformation.

He has been in the Insurance industry for over 20 years. Before joining AGCS in 2016 in Singapore, Kolja was General Manager National Insurance Company Berhad for seven years and held various leadership positions within the Allianz organisation in Singapore as well as in Germany.

He holds a Master Degree in Business Administration from Ludwig Maximilian University (Munich, Germany).

b) Board Committees Responsibilities and Composition

Audit Committee

The primary objective of the Audit Committee is to assist the Board in ensuring reliable and transparent financial reporting, independently assess the integrity of organizational wide management practices through the review of audit findings raised by the internal auditors, external auditors and/or regulator, ensuring that corrective actions, where necessary, are taken in a timely manner to ensure the Company's operations run in an effective and efficient manner as well as safeguard Company's assets and stakeholders' interest.

The Audit Committee comprises of the following Directors:

Dato Paduka Timothy Ong Teck Mong (Chairman)(resigned on 1st January 2019)

Kiyoshi Nakagawa (resigned on 1st January 2019)

Mark Barry Mitchell (resigned on 1st January 2019)

Lisa Dato Paduka Hj Ibrahim (appointed on 1st January 2019)

Paul Richard Hirschfield (appointed on 1st January 2019)

S. Rashid Bin Hj A. Salam/Abd Salam (appointed on 1st January 2019)

Statement of Corporate Governance (Cont'd)

c) Number of Meeting

The number of Board and Audit Committee meetings held during the financial year is set out below:

	Meeting of	
	Board of Directors	Audit Committee
Number of meetings held during the financial year	2	2
	Number attended	Number attended
YAM Pengiran Muda Abdul Qawi	1/2	-
YAM Pengiran Kerma Raja Pg Dato Hj Kamarulzaman Bin Pengiran Pekerma Setia DiRaja Sahibul Bandar Pengiran Haji Ali	2/2	-
Dato Paduka Timothy Ong Teck Mong	2/2	2/2
Kiyoshi Nakagawa	2/2	2/2
Mark Barry Mitchell	2/2	2/2

3) Internal Control framework

The Board exercises overall responsibility on the Company's internal controls and its effectiveness. The Board recognizes that risks cannot be eliminated completely; as such the systems and process put in place are aimed at minimizing and managing risk. The Company has established internal control which cover all levels of personnel and business process in accordance with ISO standards to ensure the Company's operations run in an effective and efficient manner as well as to safeguard the assets of the Company and stakeholder's interest. Continuous assessment of the effectiveness and adequacy of internal controls, which includes an independent examination of controls by the internal audit function, ensures that corrective action, where necessary, is taken in a timely manner.

4) Qualitative Disclosure

Board of Directors and Senior Management remuneration

The Board has put in place a remuneration policy for Directors and Senior Management

Detail of the Remuneration Policy is available for reference in the Company's website at www.national.com.bn/company_profile (under the corporate governance section)

Statement of Corporate Governance (Cont'd)

5) Quantitative Disclosure

a) Directors' Remuneration

The Directors' remuneration and other emoluments during the financial years are as follows:

	B\$
Directors' fees	48,000
Directors' bonus	42,500
	<u>90,500</u>

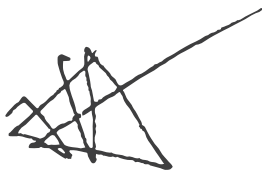
b) Remuneration of Senior Management and management in control functions

The remuneration and other emoluments of Senior Management and management in control functions during the financial years are as follows:


	B\$
Fixed remuneration	483,941
Variable remuneration	139,278
	<u>623,219</u>

Statement of Compliance

In our opinion, the accompanying statement of financial position, statement of profit or loss and other comprehensive income, statement of changes in equity and statement of cash flows together with the notes thereto are properly drawn up in accordance with the provision of the Companies Act, Cap 39 and International Financial Reporting Standards as issued by International Accounting Standards Board so as to exhibit a true and fair view of the financial position of the Company as at 31 December 2018, and of its financial performance and its cash flows for the year then ended.



Dato Paduka Timothy Ong Teck Mong
Director



**YAM Pengiran Kerma Raja Pg Dato Hj Kamarulzaman
Bin Pengiran Pekerma Setia DiRaja Sahibul Bandar
Pengiran Haji Ali**
Director

Date: 28th March 2019

Independent Auditor's Report

To the members of National Insurance Company Berhad

Opinion

We have audited the financial statements of **National Insurance Company Berhad** ("the Company"), which comprise the statement of financial position as at 31st December 2018, and the statement of profit or loss and other comprehensive income, statement of changes in equity and statement of cash flows for the year then ended, and the notes to the financial statements, including a summary of significant accounting policies.

In our opinion,

- a) the accompanying financial statements give a true and fair view of the financial position of the Company as at 31st December 2018, and of its financial performance and its cash flows for the year then ended in accordance with the provisions of the Brunei Darussalam Companies Act, Cap. 39 ("the Act") and International Financial Reporting Standards according to the best of our information and the explanations given to us and as shown by the books of the Company.
- b) we have obtained all the information and explanations we required.

Basis for Opinion

We conducted our audit in accordance with International Standards on Auditing ("ISAs"). Our responsibilities under those standards are further described in the Auditor's Responsibilities for the Audit of the Financial Statements section of our report. We are independent of the Company in accordance with the International Ethics Standards Board for Accountants' Code of Ethics for Professional Accountants ("IESBA Code") together with the ethical requirements that are relevant to our audit of the financial statements in Brunei Darussalam, and we have fulfilled our other ethical responsibilities in accordance with these requirements and the IESBA Code. We believe that the audit evidence we have obtained is sufficient and appropriate to provide a basis for our opinion.

Other Information

Management is responsible for the other information. The other information comprises the directors' report, statement of corporate governance and statement of compliance set out on pages 14-15, 16-21 and 22 respectively; and information about the Company's background, mission and philosophy, ISO9001, directors, management team, shareholders, corporate information, chairman's statement, summary of operations for five years and corporate social responsibility included in the annual report.

Our opinion on the financial statements does not cover the other information and we do not express any form of assurance conclusion thereon.

In connection with our audit of the financial statements, our responsibility is to read the other information and, in doing so, consider whether the other information is materially inconsistent with the financial statements or our knowledge obtained in the audit or otherwise appears to be materially misstated. If, based on the work we have performed, we conclude that there is a material misstatement of this other information, we are required to report that fact. We have nothing to report in this regard.

Independent Auditor's Report

To the members of National Insurance Company Berhad (cont'd)

Responsibilities of Management and Those Charged with Governance for the Financial Statements

Management is responsible for the preparation and fair presentation of the financial statements in accordance with the provisions of the Companies Act, Cap. 39 and International Financial Reporting Standards, and for such internal control as management determines is necessary to enable the preparation of financial statements that are free from material misstatement, whether due to fraud or error.

In preparing the financial statements, management is responsible for assessing the Company's ability to continue as a going concern, disclosing, as applicable, matters related to going concern and using the going concern basis of accounting unless management either intends to liquidate the Company or to cease operations, or has no realistic alternative but to do so.

Those charged with governance are responsible for overseeing the Company's financial reporting process.

Auditor's Responsibilities for the Audit of the Financial Statements

Our objectives are to obtain reasonable assurance about whether the financial statements as a whole are free from material misstatement, whether due to fraud or error, and to issue an auditor's report that includes our opinion. Reasonable assurance is a high level of assurance, but is not a guarantee that an audit conducted in accordance with ISAs will always detect a material misstatement when it exists. Misstatements can arise from fraud or error and are considered material if, individually or in the aggregate, they could reasonably be expected to influence the economic decisions of users taken on the basis of these financial statements.

As part of an audit in accordance with ISAs, we exercise professional judgment and maintain professional skepticism throughout the audit. We also:


- Identify and assess the risks of material misstatement of the financial statements, whether due to fraud or error, design and perform audit procedures responsive to those risks, and obtain audit evidence that is sufficient and appropriate to provide a basis for our opinion. The risk of not detecting a material misstatement resulting from fraud is higher than for one resulting from error, as fraud may involve collusion, forgery, intentional omissions, misrepresentations, or the override of internal control.
- Obtain an understanding of internal control relevant to the audit in order to design audit procedures that are appropriate in the circumstances, but not for the purpose of expressing an opinion on the effectiveness of the Company's internal control.
- Evaluate the appropriateness of accounting policies used and the reasonableness of accounting estimates and related disclosures made by management.

Independent Auditor's Report

To the members of National Insurance Company Berhad (cont'd)

- Conclude on the appropriateness of management's use of the going concern basis of accounting and, based on the audit evidence obtained, whether a material uncertainty exists related to events or conditions that may cast significant doubt on the Company's ability to continue as a going concern. If we conclude that a material uncertainty exists, we are required to draw attention in our auditor's report to the related disclosures in the financial statements or, if such disclosures are inadequate, to modify our opinion. Our conclusions are based on the audit evidence obtained up to the date of our auditor's report. However, future events or conditions may cause the Company to cease to continue as a going concern.
- Evaluate the overall presentation, structure and content of the financial statements, including the disclosures, and whether the financial statements represent the underlying transactions and events in a manner that achieves fair presentation.

We communicate with those charged with governance regarding, among other matters, the planned scope and timing of the audit and significant audit findings, including any significant deficiencies in internal control that we identify during our audit.



Ernst & Young
Public Accountants



Kong Ee Ping
Registered Public Accountant

Brunei Darussalam
Date: 28th March 2019

Statement of Profit or Loss and Other Comprehensive Income

Year Ended December 31, 2018

	Note	2018 \$	2017 \$
Income			
Gross written premiums	20(a)	26,486,075	19,741,320
Movement in gross provision for unearned premiums		(5,098,741)	304,690
Gross earned premiums	20(a)	21,387,334	20,046,010
Written premiums ceded to reinsurers	20(a)	(9,189,947)	(4,504,049)
Reinsurers' share of movement in provision for unearned premiums		4,061,779	(485,447)
Net earned premiums	20(a)	16,259,166	15,056,514
Add: Other revenue			
Commission income	6	1,213,036	1,086,446
Net investment income	7	440,036	418,953
Other income	8	46,662	100,540
Total income before claims and expenses		17,958,900	16,662,453
Less: Claims and expenses			
Gross claims incurred	20(b)	4,368,465	7,639,642
Reinsurers' share of claims recovered	20(b)	1,300,322	(2,431,251)
Net claims incurred	20(b)	5,668,787	5,208,391
Commission expense		4,639,941	4,046,485
Staff costs	9	1,970,164	2,018,415
Depreciation of property and equipment	12	112,937	107,902
Other operating expenses	10	1,551,501	1,200,056
Total claims and expenses		13,943,330	12,581,249
Profit before income tax		4,015,570	4,081,204
Less: Income tax expense	11	694,146	705,549
Profit for the year		3,321,424	3,375,655
Other comprehensive income			
Items to be reclassified to profit or loss in subsequent periods			
Net change in fair value of available-for-sale financial assets		2,521	6,835
Total comprehensive income for the year, net of tax		3,323,945	3,382,490

See accompanying notes to financial statements.

Statement of Financial Position

December 31, 2018

	Note	31 December 2018 B\$	31 December 2017 B\$
ASSETS			
Property and equipment	12	1,280,195	1,357,189
Deferred tax assets	13	1,335,060	1,162,405
Reinsurance assets	14	6,291,917	3,800,708
Available-for-sale financial assets	15	-	497,900
Short-term placements	16	37,487,951	32,934,380
Insurance receivables	17	6,693,856	2,330,702
Deposits, prepayments and other receivables	18	546,477	451,092
Cash and cash equivalents	19	5,299,383	7,816,292
Total assets		58,934,839	50,350,668
LIABILITIES AND EQUITY			
Insurance contract provisions	20	29,366,257	25,496,892
Insurance payables	21	6,064,241	2,046,312
Other payables and accruals	22	3,969,218	4,160,286
Current tax payable	11	869,000	905,000
Total liabilities		40,268,716	32,608,490
Shareholder's equity			
Share capital	23	8,000,000	8,000,000
Fair value reserve		-	(2,521)
Accumulated profits		10,666,123	9,744,699
		18,666,123	17,742,178
Total liabilities and equity		58,934,839	50,350,668



Dato Paduka Timothy Ong Teck Mong
Director



**YAM Pengiran Kerma Raja Pg Dato Hj Kamarulzaman
Bin Pengiran Pekerma Setia DiRaja Sahibul Bandar
Pengiran Haji Ali**
Director

See accompanying notes to financial statements.

Statement of Changes In Equity

Year Ended December 31, 2018

	Share capital	Fair value reserve	Accumulated profits	Total
	B\$	B\$	B\$	B\$
As at January 1, 2017	8,000,000	(9,356)	8,769,044	16,759,688
Payment of dividends at 30 cents per share in respect of previous financial year	-	-	(2,400,000)	(2,400,000)
Profit for the year	-	-	3,375,655	3,375,655
Other comprehensive income for the year	-	6,835	-	6,835
As at December 31, 2017	<u>8,000,000</u>	<u>(2,521)</u>	<u>9,744,699</u>	<u>17,742,178</u>
Payment of dividends 30 cents per share in respect of previous financial year	-	-	(2,400,000)	(2,400,000)
Profit for the year	-	-	3,321,424	3,321,424
Other comprehensive income for the year	-	2,521	-	2,521
As at December 31, 2018	<u>8,000,000</u>	<u>-</u>	<u>10,666,123</u>	<u>18,666,123</u>

See accompanying notes to financial statements.

Statement of Cash Flows

Year Ended December 31, 2018

	Note	2018 B\$	2017 B\$
Operating activities			
Profit before income tax		4,015,570	4,081,204
Adjustments for:			
Depreciation of property and equipment	12	112,937	107,902
Loss on disposal of property and equipment	8	-	442
Interest income	7	(440,457)	(424,113)
Interest expense	10	30,906	29,061
Net change in provision for insurance contracts		1,378,156	(201,658)
Amortisation of available-for-sale financial assets	7	421	5,160
Operating cash flows before movements in working capital		5,097,533	3,597,998
Changes in working capital			
Deposits, prepayments and other receivables		(24,999)	(30,256)
Insurance receivables		(4,363,154)	220,507
Short-term placements		(4,553,571)	(1,797,351)
Insurance payables		4,017,929	(253,369)
Other payables and accruals		(191,068)	(270,916)
Cash (used in)/ generated from operations		(17,330)	1,466,613
Income tax paid		(902,801)	(868,001)
Net cash (used in)/ generated from operating activities		(920,131)	598,612
Investing activities			
Proceeds from realization of available-for-sale financial assets		500,000	1,750,000
Interest received		370,071	396,030
Interest paid		(30,906)	(29,061)
Purchases of property and equipment	12	(35,943)	(167,073)
Proceeds on disposal of property and equipment		-	10
Net cash generated from investing activities		803,222	1,949,906
Financing activity			
Dividends paid		(2,400,000)	(2,400,000)
Net (decrease)/ increase in cash and cash equivalents		(2,516,909)	148,518
Cash and cash equivalents at the beginning of the year		7,816,292	7,667,774
Cash and cash equivalents at the end of the year	19	5,299,383	7,816,292

See accompanying notes to financial statements.

Notes to Financial Statements

December 31, 2018

1 GENERAL

National Insurance Company Berhad ("NICB") is incorporated in Negara Brunei Darussalam with its principal place of business and registered office at Units 12 & 13, Block A, Regent Square, Simpang 150, Kampong Kiarong, Bandar Seri Begawan BE1318, Negara Brunei Darussalam. The financial statements are expressed in Brunei Dollars.

NICB was registered as a direct general insurer in 1969 to underwrite general insurance business. The principal activity of NICB is to underwrite fire, marine, motor, workmen's compensation and other general insurances. There has been no significant change in the nature of this activity during the year.

NICB operates only in Negara Brunei Darussalam and employed 43 employees as at December 31, 2018 (2017: 43 employees).

The financial statements of NICB for the year ended December 31, 2018 were authorised for issue by the Board of Directors on March 28, 2019.

2 SUMMARY OF SIGNIFICANT ACCOUNTING POLICIES

2.1 Statement of compliance

The financial statements have been prepared in accordance with the provisions of the Brunei Companies Act and International Financial Reporting Standards ("IFRS").

2.2 Basis of financial statement preparation

The financial statements have been prepared on the historical cost basis except for financial instruments that are measured at fair value at the end of each reporting period as explained in the accounting policies below.

NICB has applied the amendments to the standards which are effective for annual periods beginning on or after 1 January 2018. The adoption of these standards did not have any effect on the financial performance or position of NICB.

Fair value is the price that would be received to sell an asset or paid to transfer a liability in an orderly transaction between market participants at the measurement date, regardless of whether that price is directly observable or estimated using another valuation technique. In estimating the fair value of an asset or a liability, NICB takes into account the characteristics of the asset or liability which market participants would take into account when pricing the asset or liability at the measurement date. Fair value for measurement and/or disclosure purposes in these financial statements is determined on such a basis.

In addition, for financial reporting purposes, fair value measurements are categorised into Level 1, 2 or 3 based on the degree to which the inputs to the fair value measurements are observable and the significance of the inputs to the fair value measurement in its entirety, which are described as follows:

- Level 1 inputs are quoted prices (unadjusted) in active markets for identical assets or liabilities that the entity can access at the measurement date;

2 SUMMARY OF SIGNIFICANT ACCOUNTING POLICIES (cont'd)

2.2 Basis of financial statement preparation (cont'd)

- Level 2 inputs are inputs, other than quoted prices included within Level 1, that are observable for the asset or liability, either directly or indirectly; and
- Level 3 inputs are unobservable inputs for the asset or liability.

2.3 Adoption of new and revised standards

IFRS 9 Financial Instruments

IFRS 9, issued in July 2014 and effective for annual periods beginning January 1, 2018, introduced new requirements for the classification and measurement of financial assets.

Key requirements of IFRS 9:

- all recognised financial assets that are within the scope of IAS 39 Financial Instruments: Recognition and Measurement are required to be subsequently measured at amortised cost or fair value. Specifically, debt investments that are held within a business model whose objective is to collect the contractual cash flows, and that have contractual cash flows that are solely payments of principal and interest on the principal outstanding are generally measured at amortised cost at the end of subsequent accounting periods. All other debt investments and equity investments are measured at their fair value at the end of subsequent accounting periods. In addition, under IFRS 9, entities may make an irrevocable election to present subsequent changes in the fair value of an equity investment (that is not held for trading) in other comprehensive income, with only dividend income generally recognised in profit or loss.

The Company plans to defer the application of IFRS 9 until the earlier of the effective date of the new insurance contracts standards (IFRS 17) or 1 January 2021, applying the temporary exemption from applying IFRS 9 as introduced by the amendments (see below).

Amendments to IFRS 4 Applying IFRS 9 Financial Instruments with IFRS 4 Insurance Contracts

In September 2016, the IASB issued amendments to IFRS 4 to address issues arising from the different effective dates of IFRS 9 and the upcoming new insurance contracts standard (IFRS 17).

The amendments introduce two alternative options for entities issuing contracts within the scope of IFRS 4, notably a temporary exemption and an overlay approach. The temporary exemption enables eligible entities to defer the implementation date of IFRS 9 for annual periods beginning before 1 January 2021 at the latest. An entity may apply the temporary exemption from IFRS 9 if: (i) it has not previously applied any version of IFRS 9 before and (ii) its activities are predominantly connected with insurance on its annual reporting date that immediately precedes 1 April 2016. The overlay approach allows an entity applying IFRS 9 to reclassify between profit or loss and other comprehensive income an amount that results in the profit or loss at the end of the reporting period for the designated financial assets being the same as if an entity had applied IAS 39 to these designated financial assets.

2 SUMMARY OF SIGNIFICANT ACCOUNTING POLICIES (cont'd)

2.3 Adoption of new and revised standards (cont'd)

The Company has concluded that it qualifies for the temporary exemption from IFRS 9 including its carrying amount of its liabilities from contracts within the scope of IFRS 9 was more than 90 per cent of the total carrying amount of its liabilities connected for the year ended 31 December 2015.

Financial assets meet solely payments of Principal and interest (SPPI) are as follow:

	Fair Value	Fair Value Change
	B\$	B\$
Cash and cash equivalent	5,299,383	-
Short-term placements	37,487,951	-
Other receivables (excluding prepayment)	414,477	-
Insurance receivables	6,693,856	-
	<u>49,895,667</u>	<u>-</u>

Credit risk grades for the above financial assets that meet SPPI at the end of the reporting period can be found in Note 4.2.c(i)

As at 31 December 2018, the fair value of financial assets that do not have low credit risk of financial assets was B\$nil (2017: B\$nil).

At the date of authorisation of these financial statements, the following IFRSs, and amendments to IFRS that are relevant to NICB were issued but not effective:

IFRS 16 Leases

IFRS 16 issued in January 2016 and effective for annual periods beginning January 1, 2019. IFRS 16 replaces the previous leases Standard, IAS 17 Leases and related Interpretations.

Key requirements of IFRS 16:

- IFRS 16 eliminates the classification of leases as either operating leases or finance leases as is required by IAS 17 and, instead, introduces a single lessee accounting model. Applying that model, a lessee is required to recognise:
 - (a) assets and liabilities for all leases with a term of more than 12 months, unless the underlying asset is of low value; and
 - (b) depreciation of lease assets separately from interest on lease liabilities in the income statement.

The Company will recognise new assets and liabilities for its operating leases of certain office equipment and rental of premises (see note 25). The nature of expenses related to those leases will now change because the Company will recognise a depreciation charge for right-of-use assets and interest expenses on lease liabilities. Previously, the Company recognised operating lease expenses on a straight-line basis over the term of the lease, and recognised assets and liabilities only to the extent there was a timing difference between actual lease payments and the expenses recognised. Based on the information currently available, the Company estimated that it will recognise additional lease liabilities of B\$61,920 and recognise the right-of-use assets of B\$61,422 as at 31 December 2018. The statement of profit or loss for the year ended 31 December 2018 will recognise the depreciation expenses and interest expenses of B\$22,397 and B\$642 respectively in stead of rental expenses.

2 SUMMARY OF SIGNIFICANT ACCOUNTING POLICIES (cont'd)

2.3 Adoption of new and revised standards (cont'd)

IFRS 17 Insurance Contracts

In May 2017, the International Accounting Standard Board (IASB) issued IFRS 17 Insurance Contracts, a comprehensive new accounting standard for insurance contracts covering recognition and measurement, presentation and disclosure, which replaces IFRS 4 Insurance Contracts.

In contrast to the requirements in IFRS4, which are largely based on grandfathering previous local accounting policies for measurement purposes, IFRS 17 provides a comprehensive model (the general model) for insurance contracts, supplemented by the variable fee approach for the contracts with direct participation features that are substantially investment-related service contracts, and the premium allocation approach mainly for short-duration which typically applies to certain non-life insurance contracts.

The main features of the new accounting model for insurance contracts are, as follows:

- The measurement of the present value of future cash flows, incorporating an explicit risk adjustment, remeasured every reporting period (the fulfilment cash flows)
- A Contractual Service Margin (CSM) that is equal and opposite to any day one gain in the fulfilment cash flows of the company of contracts. The CSM represents the unearned profitability of the insurance contracts and is recognised in profit or loss over the service period (i.e., coverage period)
- Certain changes in the expected present value of future cash flows are adjusted against the CSM and thereby recognised in profit or loss over the remaining contractual service period
- The effect of changes in discount rate will be reported in either profit or loss or other comprehensive income, determined by an accounting policy choice
- The recognition of insurance revenue and insurance service expenses in the statement of comprehensive income based on the concept of services provided during the period
- Amounts that the policyholder will always receive, regardless of whether an insured event happens (non-distinct investment components) are not presented in the income statement, but are recognised directly on the balance sheet
- Insurance services results (earned revenue less incurred claims) are presented separately from the insurance finance income or expense
- Extensive disclosures to provide information on the recognised amounts from insurance contracts and the nature and extent of risk arising from these contracts

IFRS 17 is effective for annual reporting periods beginning on or after 1 January 2021, with comparative figures required. Early application is permitted, provided the entity also applies IFRS 9 and IFRS 15 on or before the date it first applies IFRS 17. Retrospective application is required. However, if full retrospective application for a company of insurance contracts is impracticable, then the entity is required to choose either a modified retrospective approach or a fair value approach.

The Company plans to adopt the new standard on the required effective date together with IFRS 9 (see above). It is not practicable to provide a reasonable estimate of the effect of IFRS 17 until a detailed assessment has been completed.

2 SUMMARY OF SIGNIFICANT ACCOUNTING POLICIES (cont'd)

2.4 Classification of contracts

Contracts under which NICB accepts significant insurance risk from another party (the policyholder) by agreeing to compensate the policyholder or other beneficiary if a specified uncertain future event (the insured event) adversely affects the policyholder or other beneficiary are classified as insurance contracts. Insurance risk is risk other than financial risk. Financial risk is the risk of a possible future change in one or more of a specified interest rate, security price, commodity price, foreign exchange rate, index of prices or rates, a credit rating or credit index or other variable, provided in the case of a non-financial variable that the variable is not specific to a party to the contract. Insurance contracts may also transfer some financial risk.

NICB underwrites reinsurance contracts for primary insurance and other reinsurance companies on a facultative, proportional treaty and non-proportional treaty basis. These contracts are regarded as insurance contracts for the purposes of IFRS and are classified as such in these financial statements.

2.5 Insurance contracts

Premiums

Premium income in respect of direct insurance business is recognised upon inception of the risk regardless of the period of the policy. Premium income in respect of reinsurance business is recognised upon receipt of returns and advices from ceding company.

Gross written premiums comprise the premiums on contract entered into during the period, irrespective of whether they are related in part to a later accounting period. Premiums are disclosed gross of commission payable to intermediaries and exclude taxes and levies based on premiums. Premium written do not include an estimate for pipeline premiums.

Commission expense

Commission expense represents those costs that vary with and are primarily related to the acquisition of new and renewal insurance contracts.

Provision for unearned premiums

The provision for unearned premiums comprises the proportion of gross premiums written which is estimated to be earned in the following or subsequent years. The provision for unearned premiums for all classes of business is calculated using the 1/365 method applied to the net premiums written during the year. The same methodology is applied for all classes of treaty proportional and non-proportional business as well as all classes of facultative business for reinsurance.

Liability adequacy test

The liability of NICB under insurance and reinsurance contracts is tested for adequacy by comparing the expected future contractual cash flows with the carrying amount of insurance contract provisions for unexpired risks and insurance claims. Where an expected shortfall is identified, additional provisions are made for unexpired risks or insurance claims and the deficiency is recognised in profit or loss. At each reporting date, a liability adequacy test is undertaken.

Note 3 outlines the critical accounting estimates and judgments used in the valuation of the premium liabilities.

2 SUMMARY OF SIGNIFICANT ACCOUNTING POLICIES (cont'd)

2.5 Insurance contracts (cont'd)

Claims

Claims incurred consist of claims and claims handling expenses paid during the year together with the movement in the provision for outstanding claims.

Claims outstanding comprise provision for NICB's estimate of the ultimate cost of settling all claims incurred but unpaid at the reporting date whether reported or not, and related internal and external claims handling expenses and an appropriate prudential margin. Claims outstanding are assessed by reviewing individual claims and making allowance for claims incurred but not yet reported. Recoveries are assessed in a manner similar to the assessment of claims outstanding. Claims provisions for claims outstanding are discounted where there is a particular long period from incident to claims settlement and where a suitable claims pattern from which to calculate the discount exists.

Whilst the management considers that the provisions for claims are fairly stated on the basis of the information currently available for them, the ultimate liability will vary as a result of subsequent information and events and may result in significant adjustments to the amounts provided. Adjustments to the amount of claims provisions established in prior years are reflected in the financial statements for the period in which the adjustments are made, and disclosed separately if material. The methods used, and the estimates made, are reviewed annually.

Note 3 outlines the critical accounting estimates and judgments used in the valuation of the claim liabilities.

Reinsurance

NICB enters and assumes into reinsurance contracts in the normal course of business for the purpose of limiting its losses. Reinsurance arrangements do not relieve NICB from its direct obligations to its policyholders.

Premiums ceded and reinsurance commission income are presented in the statement of profit or loss and other comprehensive income on a gross basis.

Gross premiums and commissions including adjustments made during the year, are recorded based on statements or advices received from cedants and brokers relating to contracts inception or renewed in underwriting year 2018 and prior years.

Amounts recoverable under reinsurance contracts are assessed for impairment at each reporting date. Such assets are deemed impaired if there is objective evidence, as a result of an event that occurred after its initial recognition, that NICB may not recover all amounts due and that the event has a reliably measurable impact on the amounts that NICB will receive from the reinsurer.

Reinsurance assets include balances due from reinsurance companies for ceded insurance liabilities. Amounts recoverable from reinsurance are estimated in a manner consistent with the outstanding claims provision or settled claims associated with the reinsured policy.

Commission income

Commission income comprises reinsurance commission received or receivable. Reinsurance commission is recognised on a basis that is consistent with the recognition of the costs on the acquisition of underlying reinsurance contracts.

2 SUMMARY OF SIGNIFICANT ACCOUNTING POLICIES (cont'd)

2.6 Financial instruments

Financial assets and financial liabilities are recognised on NICB's statement of financial position when NICB becomes a party to the contractual provisions of the instrument.

Effective interest method

The effective interest method is a method of calculating the amortised cost of a financial instrument and of allocating interest income or expense over the relevant period. The effective interest rate is the rate that exactly discounts estimated future cash receipts or payments (including all fees on points paid or received that form an integral part of the effective interest rate, transaction costs and other premiums or discounts) through the expected life of the financial instrument, or where appropriate, a shorter period. Income and expenses are recognised on an effective interest basis for debt instruments.

Financial assets

All financial assets are recognised and de-recognised on a trade date where the purchase or sale of an investment is under a contract whose terms require delivery of the investment within the timeframe established by the market concerned, and are initially measured at fair value plus transaction costs, except for those financial assets classified as at fair value through profit or loss which are initially measured at fair value.

Financial assets are classified into the following specified categories: "available-for-sale" financial assets and "loans and receivables". The classification depends on the nature and purpose of financial assets and is determined at the time of initial recognition.

Available-for-sale financial assets

Certain debt securities held by NICB are classified as being available for sale and are stated at fair value. Fair value is determined in the manner described in Note 4. Gains and losses arising from changes in fair value are recognised in other comprehensive income with the exception of impairment losses, interest calculated using the effective interest method and foreign exchange gains and losses on monetary assets which are recognised directly in profit or loss. Where the investment is disposed off or is determined to be impaired, the cumulative gain or loss previously recognised in other comprehensive income and accumulated in revaluation reserve is reclassified to profit or loss. The fair value of available-for-sale financial assets denominated in a foreign currency is determined in that foreign currency and translated at the spot rate at the end of the reporting period. The change in fair value attributable to translation differences that result from a change in amortised cost of the asset is recognised in profit or loss, and other changes are recognised in other comprehensive income.

Loans and receivables

Other receivables and deposits that have fixed or determinable payments that are not quoted in an active market are classified as "loans and receivables". Loans and receivables are measured at amortised cost using the effective interest method less impairment. Interest is recognised by applying the effective interest method, except for short-term receivables when the effect of discounting is immaterial.

2 SUMMARY OF SIGNIFICANT ACCOUNTING POLICIES (cont'd)

2.6 Financial instruments (cont'd)

Impairment of financial assets

Financial assets are assessed for indicators of impairment at the end of each reporting period. Financial assets are impaired where there is objective evidence that, as a result of one or more events that occurred after the initial recognition of the financial asset, the estimated future cash flows of the investment have been impacted.

The objective evidence of impairment could include:

- significant financial difficulty of the issuer or counterparty; or
- default or delinquency in interest or principal payments; or
- it becoming probable that the borrower will enter bankruptcy or financial re-organization.

For financial assets carried at amortised cost, the amount of the impairment is the difference between the asset's carrying amount and the present value of estimated future cash flows, discounted at the original effective interest rate.

The carrying amount of the financial asset is reduced by the impairment loss directly for all financial assets with the exception of insurance receivables where the carrying amount is reduced through the use of an allowance account. When an insurance receivable is uncollectible, it is written off against the allowance account. Subsequent recoveries of amounts previously written off are credited against the allowance account. Changes in the carrying amount of the allowance account are recognised in profit or loss.

If in a subsequent period, the amount of the impairment loss decreases and the decrease can be related objectively to an event occurring after the impairment loss was recognised, the previously recognised impairment loss is reversed through profit or loss to the extent the carrying amount of the investment at the date the impairment is reversed does not exceed what the amortised cost would have been had the impairment not been recognised.

When an available-for-sale financial asset is considered to be impaired, cumulative gains or losses previously recognised in other comprehensive income are reclassified to profit or loss.

Derecognition of financial assets

NICB derecognises a financial asset only when the contractual rights to the cash flows from the asset expire, or it transfers the financial asset and substantially all the risks and rewards of ownership of the asset to another entity. If NICB neither transfers nor retains substantially all the risks and rewards of ownership and continues to control the transferred asset, NICB recognises its retained interest in the asset and an associated liability for amounts it may have to pay. If NICB retains substantially all the risks and rewards of ownership of a transferred financial asset, NICB continues to recognise the financial asset and also recognises a collateralised borrowing for the proceeds received.

Financial liabilities

Classification as debt or equity

Financial liabilities issued by NICB are classified according to the substance of the contractual arrangements entered into, and the definitions of a financial liability and an equity instrument.

2 SUMMARY OF SIGNIFICANT ACCOUNTING POLICIES (cont'd)

2.6 Financial instruments (cont'd)

Equity instruments

An equity instrument is any contract that evidences a residual interest in the assets of the Company after deducting all of its liabilities. Equity instruments are recorded at the proceeds received, net of direct issue costs.

Financial liabilities

Financial liabilities consist of insurance payables and other payables. Insurance payables and other payables are initially measured at fair value, net of transaction cost, and are subsequently measured at amortised cost, using the effective interest rate method, with interest expense recognised on an effective yield basis.

Derecognition of financial liabilities

NICB derecognises financial liabilities when, and only when, NICB's obligations are discharged, cancelled or they expire.

2.7 Leases

Leases are classified as finance leases whenever the terms of the lease transfer substantially all the risks and rewards of ownership to the lessee. All other leases are classified as operating leases.

NICB as lessee

Rentals payable under operating leases are charged to profit or loss on a straight-line basis over the term of the relevant lease unless another systematic basis is more representative of the time pattern in which economic benefits from the leased asset are consumed. Contingent rentals arising under operating leases are recognised as an expense in the period in which they are incurred.

In the event that lease incentives are received to enter into operating leases, such incentives are recognised as a liability. The aggregate benefit of incentives is recognised as a reduction of rental expense on a straight-line basis, except where another systematic basis is more representative of the time pattern in which economic benefits from the leased asset are consumed.

2.8 Property and equipment

Property and equipment are stated at cost less accumulated depreciation and any accumulated impairment losses.

Depreciation is charged so as to write off the cost of assets, over their estimated useful lives, using the straight-line method, on the following bases:

Leasehold improvements	-	25%
Motor vehicles	-	25%
Office equipment, furniture and fittings	-	25%
Computerisation	-	25%
Leasehold building	-	over the lease term

2 SUMMARY OF SIGNIFICANT ACCOUNTING POLICIES (cont'd)

2.8 Property and equipment (cont'd)

The estimated useful lives, residual values and depreciation method are reviewed at each year end, with the effect of any changes in estimate accounted for on a prospective basis.

The gain or loss arising on disposal or retirement of an item of property and equipment is determined as the difference between the sales proceeds and the carrying amounts of the asset and is recognised in profit or loss.

2.9 Impairment of tangible assets

At the end of each reporting period, NICB reviews the carrying amounts of its tangible assets to determine whether there is any indication that those assets have suffered an impairment loss. If any such indication exists, the recoverable amount of the asset is estimated in order to determine the extent of the impairment loss (if any). Where it is not possible to estimate the recoverable amount of an individual asset, NICB estimates the recoverable amount of the cash-generating unit to which the asset belongs.

Recoverable amount is the higher of fair value less costs to sell and value in use. In assessing value in use, the estimated future cash flows are discounted to their present value using a pre-tax discount rate that reflects current market assessments of the time value of money and the risks specific to the asset for which the estimates of future cash flows have not been adjusted.

If the recoverable amount of an asset (or cash-generating unit) is estimated to be less than its carrying amount, the carrying amount of the asset (or cash-generating unit) is reduced to its recoverable amount. An impairment loss is recognised immediately in profit or loss, unless the relevant asset is carried at a revalued amount, in which case the impairment loss is treated as a revaluation decrease.

Where an impairment loss subsequently reverses, the carrying amount of the asset (or cash-generating unit) is increased to the revised estimate of its recoverable amount, but so that the increased carrying amount does not exceed the carrying amount that would have been determined had no impairment loss been recognised for the asset (or cash-generating unit) in prior years. A reversal of an impairment loss is recognised immediately in profit or loss.

2.10 Provisions

Provisions are recognised when NICB has a present obligation (legal or constructive) as a result of a past event, it is probable that NICB will be required to settle the obligation, and a reliable estimate can be made of the amount of the obligation.

The amount recognised as a provision is the best estimate of the consideration required to settle the present obligation at the end of the reporting period, taking into account the risks and uncertainties surrounding the obligation. Where a provision is measured using the cash flows estimated to settle the present obligation, its carrying amount is the present value of those cash flows.

When some or all of the economic benefits required to settle a provision are expected to be recovered from a third party, the receivable is recognised as an asset if it is virtually certain that reimbursement will be received and the amount of the receivable can be measured reliably.

2 SUMMARY OF SIGNIFICANT ACCOUNTING POLICIES (cont'd)

2.11 Revenue

The accounting policy in relation to the revenue from insurance contracts is disclosed in Note 2.5.

Interest income

Interest income is accrued on a time basis, by reference to the principal outstanding and at the effective interest rate applicable.

2.12 Retirement benefit costs

Defined contribution plans are post-employment benefit plans under which the Company pays fixed contribution into separate entities or funds and will have no legal or constructive obligation to pay further contributions if any of the funds do not hold sufficient assets to pay all employee benefits relating to employee services in the current and preceding financial years.

Payments to defined contribution retirement benefit plans are charged as an expense when employees have rendered the services entitling them to the contributions. Payments made to state-managed retirement benefit schemes, such as the Tabung Amanah Pekerja and Supplemental Contributory Pensions Fund (TAP and SCP), are dealt with as payments to defined contribution plans where NICB's obligations under the plans are equivalent to those arising in a defined contribution retirement benefit plan.

2.13 Employee leave entitlement

Employee entitlements to annual leave are recognised when they accrue to employees. A provision is made for the estimated liability for annual leave as a result of services rendered by employees up to the end of the reporting period.

2.14 Income tax

Income tax expense represents the sum of the tax currently payable and deferred tax.

The tax currently payable is based on taxable profit for the year. Taxable profit differs from profit as reported in the statement of profit or loss and other comprehensive income because it excludes items of income or expense that are taxable or deductible in other years and it further excludes items that are not taxable or tax deductible. NICB's liability for current tax is calculated using tax rates (and tax laws) that have been enacted or substantively enacted by the end of the reporting period.

Deferred tax is recognised on differences between the carrying amounts of assets and liabilities in the financial statements and the corresponding tax bases used in the computation of taxable profit. Deferred tax liabilities are generally recognised for all taxable temporary differences and deferred tax assets are recognised to the extent that it is probable that taxable profits will be available against which deductible temporary differences can be utilised.

The carrying amount of deferred tax assets is reviewed at the end of each reporting period and reduced to the extent it is no longer probable that sufficient taxable profits will be available to allow all or part of the asset to be recovered.

Deferred tax is calculated at the tax rates that are expected to apply in the period when the liability is settled or the asset realised based on the tax rates (and tax laws) that have been enacted or substantively enacted by the end of the reporting period.

2 SUMMARY OF SIGNIFICANT ACCOUNTING POLICIES (cont'd)

2.14 Income tax (cont'd)

Deferred tax assets and liabilities are offset when there is a legally enforceable right to set off current tax assets against current tax liabilities and when they relate to income taxes levied by the same taxation authority and NICB intends to settle its current tax assets and liabilities on a net basis.

Current and deferred tax are recognised as an expense or income in profit or loss, except when they relate to items credited or debited outside profit or loss (either in other comprehensive income or directly in equity), in which case the tax is also recognised outside profit or loss (either in other comprehensive income or directly in equity, respectively).

2.15 Foreign currency transactions and translation

The financial statements of NICB are measured and presented in Brunei Dollars, which is the currency of the primary economic environment in which NICB operates (its functional currency) and the presentation currency for the financial statements.

In preparing the financial statements of NICB, transactions in currencies other than NICB's functional currency are recorded at the rate of exchange prevailing on the date of the transaction. At the end of each reporting period, monetary items denominated in foreign currencies are retranslated at the rates prevailing on the end of the reporting period. Non-monetary items carried at fair value that are denominated in foreign currencies are retranslated at the rates prevailing on the date when the fair value was determined. Non-monetary items that are measured in terms of historical cost in a foreign currency are not retranslated.

Exchange differences arising on the settlement of monetary items, and on translation of monetary items are included in profit or loss for the period.

2.16 Cash and cash equivalents in the statement of cash flows

Cash and cash equivalents in the statement of cash flows comprise cash on hand and demand deposits and other short-term highly liquid investments that are readily convertible to a known amount of cash and are subject to an insignificant risk of changes in value.

3 CRITICAL ACCOUNTING ESTIMATES AND JUDGEMENTS IN APPLYING ACCOUNTING POLICIES

The preparation of financial statements requires management to make judgments, estimates and assumptions that affect the application of accounting policies and reported amounts of assets, liabilities, income and expenses. Actual results may differ from these estimates.

The estimates and underlying assumptions are reviewed on an ongoing basis. Revisions to accounting estimates are recognised in the year in which the estimate is revised, and in any future periods affected.

Judgements made by management in the application of IFRSs that have a significant effect on the financial statements and estimates with a significant risk of material adjustment in the following year are discussed in below.

Process involved in determining premium liabilities

The methodology for the determining of premium liabilities is as follows:

- The unearned premiums are determined as set out in Note 2.5 on provision for unearned premiums. The estimated claims that relate to this unearned premium amount, together with an allowance for future expenses including claims handling, policy maintenance expense and future cost of reinsurance form the best estimate of the Unexpired Risk Reserves ("URR").
- This URR is then compared to NICB's held unearned premium reserve, net of deferred acquisition costs and the higher of the two is the final provision for premiums liabilities.

NICB's provision for unearned premiums is higher than URR and hence no premium deficiency reserve is required.

Process used to determine the assumptions for measuring claims liabilities

The assumptions used in the estimation of insurance assets and liabilities are intended to result in provisions which are sufficient to cover any liabilities arising out of insurance contracts so far as can reasonably be foreseen within a particular confidence level.

However, given the uncertainty in establishing a provision for outstanding claims, it is likely that the final outcome will prove to be different from the original liability established.

Provision is made at the end of the reporting period for the expected ultimate cost of settlement of all claims incurred in respect of events up to that date, whether reported or not, together with related claims handling expenses, less the amount already paid. An additional provision for adverse deviation is then added on top of the Company's best estimate reserve value, so that they are expected to have a 75% probability of sufficiency.

The source of data used as inputs for the assumptions are typically internal to NICB, using detailed studies that are carried out at least annually. The assumptions are checked to ensure that they are consistent with observable market information or other published information.

3 CRITICAL ACCOUNTING ESTIMATES AND JUDGEMENTS IN APPLYING ACCOUNTING POLICIES (cont'd)

NICB pays particular attention to current trends. In early years, where there is insufficient information to make a reliable estimate of claims development, prudent assumptions are used.

The estimation of incurred but not reported ("IBNR") claims is generally subject to a greater degree of uncertainty than the estimates of claims already notified, where more information is available. IBNR claims may often not be apparent to NICB until many years after the occurrence of the event which gave rise to the claim.

Each notified claim is assessed on a separate case-by-case basis with due regard to the claim circumstances, information available from loss adjusters and historical evidence of the size of similar claims. Case estimates are reviewed regularly and are updated as and when new information arises.

The provision estimation difficulties differ by class of business due to a number of reasons, including but not limited to:

- Differences in the terms and conditions of the insurance contracts;
- Differences in the complexity of claims;
- The severity of individual claims; and
- Difference in the period between the occurrence and reporting of claims.

The liability class of claims will typically display greater variation between initial estimates and the actual outcome because there is a greater degree of difficulty in estimating the IBNR provisions. For the other classes of business, claims are typically reported reasonably soon after the claim event, and hence tend to display lower levels of variability.

The cost of outstanding claims and the IBNR provisions are estimated using a range of actuarial projection methods. Such method extrapolates the development of paid and incurred claims for each accident year based upon the observed development of earlier years and expected loss ratios.

The key actuarial projection methods used, which remain unchanged from prior years, are:

- Paid Claims Development ("PCD") and Incurred Claims Development ("ICD") methods; and
- Incurred Bornhuetter - Ferguson ("IBF") and Paid Bornhuetter - Ferguson ("PBF") method.

The results produced by these methods were compared and the selected method is based on what NICB deemed most appropriate for a particular class of business and incident period.

The PCD and ICD methods involved the analysis of historical claims development factors and the selection of estimated development factors based on this historical pattern. The selected development factors are then applied to cumulative claims data for each accident year for which the data is not yet fully developed to produce an estimated claim cost for each accident year. This method is appropriate for mature classes of business, which have a relatively stable claim development pattern, but is less appropriate for classes of business which do not have a claims development history.

3 CRITICAL ACCOUNTING ESTIMATES AND JUDGEMENTS IN APPLYING ACCOUNTING POLICIES (cont'd)

The IBF method makes use of the ICD method and combines it with an assessment of the ultimate loss ratios i.e. ultimate claims divided by earned premium, for each class of business. For each accident year, the IBNR is calculated by the following formula:

$$(1 - 1/LDF) \times \text{initial expected loss ratio} \times \text{earned premium}$$

LDF is loss development factor and is used to adjust losses for growth in claims and IBNR.

Initial expected loss ratios for a particular class of business may be based upon general industry experience or based upon a combination of NICB's own experience and general industry experience. The IBF method is more appropriate for a class of business for which there is a lack of developed claims experience.

Large claims are generally assessed together and are measured on a case-by-case basis or projected separately in order to allow for possible distorting effects on the development and incidence of these large claims on the rest of the portfolio.

To the extent that these methods use historical claims development information, NICB assumes that the historical claims development pattern will be similar in the future. There are reasons why this may not be the case, which, insofar as they can be identified, have been allowed for by modifying the methods.

Such reason includes:

- Economic, legal, political and social trends (resulting, for example, in a difference in expected levels of inflation);
- Changes in the mix of insurance contracts incepted; and
- The impact of large losses.

The assumption that has the greatest effect on the measurement of general insurance contract provisions is generally the expected loss ratios for the most recent accident years. The expected loss ratio is the ratio of expected claims to earned premiums.

Sensitivity analysis

The purpose of the sensitivity analysis is to assess the relative importance of key assumptions used in the actuarial valuation of claim liabilities and premium liabilities as at December 31, 2017, including the provision for adverse deviation (this is referred to as the "based scenario" in the sensitivity analysis summary).

To test the sensitivity of the claim and premium liabilities, separately for gross and net of reinsurance recoveries, to the changes in the significant assumptions, simultaneous changes in the assumptions for all durations were considered. The level of change for the assumptions ranges from 1% to 5%. The result after each change in assumption is then compared to the base scenario, separately for gross and net of reinsurance recoveries.

3 CRITICAL ACCOUNTING ESTIMATES AND JUDGEMENTS IN APPLYING ACCOUNTING POLICIES (cont'd)

The sensitivity values shown are independent of changes to other assumptions items. In practice, a combination of adverse and favourable changes could occur. The sensitivity results are not intended to capture all possible outcomes. Significantly more adverse or favourable results are possible.

The sensitivity analysis was performed on the premiums and claims liabilities, both gross and net of reinsurance recoveries, based on changes in assumptions that may affect the level of liabilities. One particular reliance is that the net sensitivity results assume that all reinsurance recoveries are receivable in full. The assumptions considered in the sensitivity analysis are as follows:

- Indirect Claims Handling Expenses ("ICHE");
- Maintenance Expense Rate;
- Provision for Adverse Deviation ("PAD"); and
- Ultimate Loss Ratio.

The results of the sensitivity analysis and the impact of the premium liabilities and claim liabilities are as follows:

	<u>Net claim liabilities</u>	
	<u>2018</u>	<u>2017</u>
Base scenario	14,738,412	14,397,218

<u>Assumption</u>	<u>Change in Assumption</u>	<u>Increase / (Decrease) in net claim liabilities</u>	
		<u>2018</u> <u>(B\$'000)</u>	<u>2017</u> <u>(B\$'000)</u>
Ultimate Loss Ratio	+5% points	948	881
Ultimate Loss Ratio	-5% points	(948)	(881)
Indirect Claims Handling Expenses	+5% points	529	495
Indirect Claims Handling Expenses	-5% points	(529)	(495)
Provision for Adverse Deviation	+5% points	483	472
Provision for Adverse Deviation	-5% points	(483)	(472)

	<u>Net premium liabilities</u>	
	<u>2018</u>	<u>2017</u>
Base scenario	8,335,928	7,298,966

<u>Assumption</u>	<u>Change in Assumption</u>	<u>Increase / (Decrease) in net premium liabilities</u>	
		<u>2018</u> <u>(B\$'000)</u>	<u>2017</u> <u>(B\$'000)</u>
Ultimate Loss Ratio	+5% points	-	-
Ultimate Loss Ratio	-5% points	-	-
Maintenance Expense Rate	+5% points	-	-
Maintenance Expense Rate	-5% points	-	-
Provision for Adverse Deviation	+5% points	-	-
Provision for Adverse Deviation	-5% points	-	-

4 INSURANCE AND FINANCIAL RISK MANAGEMENT

4.1 Risk management objectives and policies for mitigating insurance risk

The main risks associated with the insurance products are underwriting risk, claims experience risk and concentration risk.

Underwriting risk

Underwriting risk is the risk that NICB does not receive adequate premiums for the risk it covers.

Underwriting risk is primarily being managed through:

- a sensible pricing strategy and pricing tools to implement the strategy;
- appropriate risk selection, adequate deductibles;
- product design;
- monitoring and reacting to changes in markets and the economic environment in which NICB is active; and
- an underwriting authority limit system that limits the maximum line any one underwriter can write per risk.

NICB seeks to minimise underwriting risk with a balanced mix and spread of business between classes of business.

Claims experience risk

Claims experience risk includes the variable incidence of natural catastrophe losses and the possibility that total reserves (referring to all insurance claims provision) will prove insufficient.

Claims experience risk is managed primarily through:

- Diversification: NICB underwriting strategy seeks to ensure a balanced portfolio across all product lines
- The use of actuarial methods to determine the provision for outstanding claims and other policy liabilities reserves, including those not yet reported.

Concentration risk

Concentrations of risk may arise from a single risk loss or a series of losses arising from one original cause, and this could involve a single reinsurance contract or through an accumulation of reinsurance contracts. Management tries to mitigate the concentration risk by underwriting a balanced mix and spread of business between various classes of business.

The following tables disclose the concentration of gross and net written premiums in relation to the type of insurance risk accepted by NICB:

Lines of business	December 31, 2018		December 31, 2017	
	Gross written premium	Net written premium	Gross written premium	Net written premium
	B\$	B\$	B\$	B\$
Marine	351,472	290,321	388,794	308,939
Fire	6,290,881	4,869,650	6,033,051	3,893,940
Motor	3,265,035	2,906,057	2,983,665	2,718,947
Liability	6,038,161	4,682,598	4,934,715	3,584,836
Workmen's compensation	4,503,905	4,000,804	4,834,561	4,330,021
Others	6,036,621	546,698	566,534	400,588
	<u>26,486,075</u>	<u>17,296,128</u>	<u>19,741,320</u>	<u>15,237,271</u>

4 INSURANCE AND FINANCIAL RISK MANAGEMENT (cont'd)

4.1 Risk management objectives and policies for mitigating insurance risk (cont'd)

Product features

NICB has a range of general insurance policies insuring a range of risks from the major classes of business: marine, fire, motor, liability, workmen's compensation and others.

Reinsurance strategy

NICB reinsures a portion of the risks it underwrites in order to control its exposures to losses and protect capital resources. This is done through proportional and non-proportional reinsurance treaties. In addition, NICB also reinsures through facultative reinsurance. The reinsurers satisfy the Mandatory Security Requirements of Allianz Group.

Claims development

The table details the claims development for accident years 2010 to 2018.

(i) Analysis of claims development - gross of reinsurance

	2010	2011	2012	2013	2014	2015	2016	2017	2018	Total
	B\$'000	B\$'000	B\$'000	B\$'000	B\$'000	B\$'000	B\$'000	B\$'000	B\$'000	B\$'000
Estimates of ultimate cumulative claims:										
At end of accident year				6,927	5,118	6,421	5,882	5,809	6,649	
One year later			5,895	5,298	4,415	5,827	5,460	5,636		
Two years later		6,815	6,280	5,642	4,261	5,608	4,963			
Three years later	5,807	6,746	6,867	6,113	4,795	5,195				
Four years later	5,874	6,461	7,244	6,774	4,603					
Five years later	6,001	6,383	8,530	6,093						
Six years later	6,001	6,409	8,530							
Seven years later	6,157	6,238								
Eight years later	6,144									
Current cumulative ultimate claims payment	6,144	6,238	8,530	6,093	4,603	5,195	4,963	5,636	6,649	54,051
Cumulative payments	(5,653)	(5,922)	(7,879)	(5,515)	(3,698)	(4,165)	(3,105)	(2,604)	(2,584)	(41,125)
Gross unpaid claims	491	316	651	578	905	1,030	1,858	3,032	4,065	12,926
Claims handling expenses										472
Discounting effect										(291)
Best estimates of outstanding claims										13,107
Best estimates of outstanding claims for prior years										959
Provision for adverse deviation										2,023
Total										16,089

4 INSURANCE AND FINANCIAL RISK MANAGEMENT (cont'd)

4.1 Risk management objectives and policies for mitigating insurance risk (cont'd)

(ii) Analysis of claims development - net of reinsurance

	2010	2011	2012	2013	2014	2015	2016	2017	2018	Total
	B\$'000	B\$'000	B\$'000	B\$'000	B\$'000	B\$'000	B\$'000	B\$'000	B\$'000	B\$'000
Estimates of ultimate cumulative claims:										
At end of accident year				5,034	4,374	5,001	5,059	4,798	5,957	
One year later			4,863	4,242	3,672	4,528	4,474	4,908		
Two years later		5,652	5,317	4,631	3,627	4,232	4,268			
Three years later	5,226	5,640	5,889	5,275	4,171	3,975				
Four years later	5,294	5,368	6,071	5,822	4,196					
Five years later	5,422	5,350	6,361	5,635						
Six years later	5,715	5,375	6,410							
Seven years later	5,703	5,501								
Eight years later	5,689									
Current cumulative ultimate claims payment	5,689	5,501	6,410	5,635	4,196	3,975	4,268	4,908	5,957	46,539
Cumulative payments	(5,199)	(5,185)	(5,759)	(5,083)	(3,292)	(3,082)	(2,431)	(2,182)	(2,359)	(34,572)
Net unpaid claims	490	316	651	552	904	893	1,837	2,726	3,598	11,967
Claims handling expenses										472
Discounting effect										(274)
Best estimates of outstanding claims										12,165
Best estimates of outstanding claims for prior years										717
Provision for adverse deviation										1,856
Total										14,738

4.2 Financial instruments, financial risk and capital risk management

(a) Categories of financial instruments

The following table sets out the financial instruments as at the end of the reporting period:

	2018	2017
	B\$	B\$
Financial assets		
Loans and receivables (including cash and cash equivalents)		
- Cash and cash equivalents	5,299,383	7,816,292
- Short term placements	37,487,951	32,934,380
- Other receivables (excluding prepayments)	414,477	339,173
- Insurance receivables	6,693,856	2,330,702
	<u>49,895,667</u>	<u>43,420,547</u>
Available-for-sale financial assets	-	497,900
	<u>49,895,667</u>	<u>43,918,447</u>
Financial liabilities		
Insurance payables	6,064,241	2,046,312
Other payables and accruals (excluding prepaid premiums)	3,943,464	4,135,634
Amortised cost	<u>10,007,705</u>	<u>6,181,946</u>

4 INSURANCE AND FINANCIAL RISK MANAGEMENT (cont'd)

4.2 Financial instruments, financial risk and capital risk managementk (cont'd)

(b) Financial instruments subject to offsetting, enforceable master netting arrangements and similar agreements

NICB enters into offsetting, enforceable master netting arrangements with its reinsurers. However as at the year end and in the prior year end, there were no financial instruments being offset on the statement of financial position.

(c) Financial risk management policies and objectives

NICB is exposed to financial risk through its financial assets and financial liabilities. In particular, the financial risk is that the proceeds from its financial assets are not sufficient to fund the obligations arising from insurance contracts. The most important components of this financial risk are credit risk, liquidity risk and market risk – which consist of interest rate risk and foreign currency risk.

(i) *Credit risk management*

Credit risk represents the exposure to the risk that any of NICB's business partners should fail to meet their contractual obligations (mainly relating to insurance and investment transactions). NICB views the management of credit risk as a fundamental and critical part of the operations and therefore adopts a very selective policy as regards to the choice of its business partners, in particular its reinsurers. Credit risk refers to the risk that a counterparty will default on its contractual obligations resulting in a loss to NICB. Allowances are set aside in the financial accounts for non-recoverability due to the default by the business partners, in line with the established company policy.

The maximum exposure to credit risk is normally represented by the carrying amount of each financial asset in the statement of financial position, although in the case of reinsurance asset, it is fairly common practice for accounts to be settled on a net basis. In such cases, the maximum exposure to credit risk is expected to be limited to the extent of the amount of financial assets that has not been fully offset by other financial liabilities with the same counterparty.

In respect of investment securities, NICB limits its credit risk exposure by investing in liquid securities with counterparties that have sound credit ratings. Cash and fixed deposits are placed with banks and financial institutions which are regulated.

4 INSURANCE AND FINANCIAL RISK MANAGEMENT (cont'd)

4.2 Financial instruments, financial risk and capital risk managementk (cont'd)

(i) Credit risk management (cont'd)

At the end of the reporting period, there is no significant concentration of credit risk and exposures are well spread. NICB's exposure to credit risk relating to its financial assets is summarised below:

	<u>Grade*</u> <u>(BBB- to AAA)</u>	<u>Not rated</u>	<u>Past due but not impaired</u>	<u>Total</u>
<u>2018</u>	<u>B\$</u>	<u>B\$</u>	<u>B\$</u>	<u>B\$</u>
Cash and cash equivalents	5,293,513	5,870	-	5,299,383
Other receivables	381,056	33,421	-	414,477
Available for sale securities	-	-	-	-
Short-term placements	37,487,951	-	-	37,487,951
Insurance receivables	-	6,519,536	174,320	6,693,856
	<u>43,162,520</u>	<u>6,558,827</u>	<u>174,320</u>	<u>49,895,667</u>
<u>2017</u>				
Cash and cash equivalents	7,810,822	5,470	-	7,816,292
Other receivables	310,671	28,502	-	339,173
Available for sale securities	497,900	-	-	497,900
Short-term placements	32,934,380	-	-	32,934,380
Insurance receivables	-	1,930,876	399,826	2,330,702
	<u>41,553,773</u>	<u>1,964,848</u>	<u>399,826</u>	<u>43,918,447</u>

* Based on public ratings assigned by external rating agencies i.e.: Standard & Poor and Moody's. Age analysis of financial assets past-due but not impaired:

	<u>4 mths to 6 mths</u>	<u>> 6 mths</u>	<u>Total</u>
<u>2018</u>	<u>B\$</u>	<u>B\$</u>	<u>B\$</u>
Receivables arising from insurance contracts	162,072	-	162,072
Receivables arising from reinsurance contracts	12,248	-	12,248
	<u>174,320</u>	<u>-</u>	<u>174,320</u>
<u>2017</u>			
Receivables arising from insurance contracts	338,877	-	338,877
Receivables arising from reinsurance contracts	60,949	-	60,949
	<u>399,826</u>	<u>-</u>	<u>399,826</u>

Receivables from insurance and reinsurance contracts amounting to B\$289,142 and B\$816,758 (2017: B\$89,326 and B\$946,589), respectively have been impaired and an allowance has been to made to recognize this impairment.

NICB has not recognised an allowance for doubtful receivables for the remaining financial assets as there has not been a significant change in credit quality and the amounts are still considered recoverable.

NICB's overall strategy remains unchanged from 2014.

4 INSURANCE AND FINANCIAL RISK MANAGEMENT (cont'd)

4.2 Financial instruments, financial risk and capital risk managementk (cont'd)

(ii) Liquidity risk management

An important aspect of NICB's management of assets and liabilities is to ensure that cash is available to settle liabilities as they fall due. NICB maintains cash and liquid deposits to meet these demands on a daily basis. In normal circumstances, the majority of claims are settled with the bank balances and cash deposits available.

Non-derivative financial liabilities and insurance liabilities

The following tables detail the remaining contractual maturity for financial liabilities and insurance liabilities that have been drawn up based on the undiscounted cash flows of financial liabilities based on the earliest date on which NICB can be required to pay. The table includes both interest and principal cash flow.

	<u>On demand or within 1 year</u>	<u>Within 2 to 5 years</u>	<u>Total</u>
	B\$	B\$	B\$
2018			
Insurance contract provision net of reinsurers' shares	23,074,340	-	23,074,340
Insurance payables	2,784,503	3,279,738	6,064,241
Financial liabilities: - Non-interest bearing	<u>1,391,447</u>	<u>2,552,017</u>	<u>3,943,464</u>
2017			
Insurance contract provision net of reinsurers' shares	21,696,184	-	21,696,184
Insurance payables	2,046,312	-	2,046,312
Financial liabilities: - Non-interest bearing	<u>1,348,989</u>	<u>2,786,645</u>	<u>4,135,634</u>

4 INSURANCE AND FINANCIAL RISK MANAGEMENT (cont'd)

4.2 Financial instruments, financial risk and capital risk managementk (cont'd)

(ii) Liquidity risk management (cont'd)

Non-derivative financial assets

In respect of interest-earning financial assets, the following table indicates their weighted average effective interest rates per annum at the end of the reporting period drawn up based on the undiscounted contractual maturities of the financial assets including interest that will be earned on those assets except where NICB anticipates that the cash flow will occur in a different period. The adjustment column represents the possible future cash flows attributable to the instrument included in the maturity analysis which are not included in the carrying amount of the financial asset on the statement of financial positions.

	<u>Average effective Interest Rate</u>	<u>Within 1year</u>	<u>Within 2 to 5 years</u>	<u>After 5 years</u>	<u>Adjustment</u>	<u>Total</u>
2018	%	B\$	B\$	B\$	B\$	B\$
Available-for-sale financial assets						
- Listed corporate bonds	-	-	-	-	-	-
Loans and receivables						
- Cash and cash equivalents	0.14%	5,299,383	-	-	-	5,299,383
- Short-term placements	1.36%	36,487,951	1,000,000	-	-	37,487,951
- Other receivables		379,643	34,834	-	-	414,477
Insurance receivables		3,226,705	3,467,151	-	-	6,693,856
		<u>45,393,682</u>	<u>4,501,985</u>	<u>-</u>	<u>-</u>	<u>49,895,667</u>
2017						
Available-for-sale financial assets						
- Listed corporate bonds	2.76%	15,500	62,042	507,814	(87,456)	497,900
Loans and receivables						
- Cash and cash equivalents	0.32%	7,816,292	-	-	-	7,816,292
- Short-term placements	1.19%	29,880,907	3,053,473	-	-	32,934,380
- Other receivables		206,503	132,670	-	-	339,173
Insurance receivables		2,330,702	-	-	-	2,330,702
		<u>40,249,904</u>	<u>3,248,185</u>	<u>507,814</u>	<u>(87,456)</u>	<u>43,918,447</u>

(iii) Interest rate risk management

NICB's exposure to interest rate risk relates primarily to the investment portfolio, which includes debt securities with active markets and deposit with banks. NICB has cash balances placed with reputable banks and financial institutions or invested in funds which generate interest income for NICB. NICB manages its interest rate risks by placing such balances on varying maturities and interest rate terms.

NICB does not use derivative financial instruments to hedge its interest rate risks. The summary quantitative data of NICB's interest-bearing financial instruments can be found in Note 4.2(ii). The impact of change of interest rate is insignificant. Therefore, no disclosure note on sensitivity analysis.

4 INSURANCE AND FINANCIAL RISK MANAGEMENT (cont'd)

4.2 Financial instruments, financial risk and capital risk management (cont'd)

(iv) Foreign currency risk management

NICB undertakes transactions denominated in foreign currencies, consequently, exposures to exchange rate fluctuations arise.

The carrying amounts of NICB's foreign currency denominated monetary assets and monetary liabilities as at the end of the reporting period are as follows:

	<u>Assets</u>		<u>Liabilities</u>	
	<u>2018</u>	<u>2017</u>	<u>2018</u>	<u>2017</u>
	\$	\$	\$	\$
USD	5,697,698	1,148,622	4,364,562	128,242
MYR	15,240	15,240	8,719	8,719

Foreign currency sensitivity analysis

NICB is mainly exposed to the United States Dollar and Malaysian Ringgit.

The following table details NICB's sensitivity to a 5% increase and decrease in the Brunei Dollar against the relevant foreign currencies. 5% is the sensitivity rate used when reporting foreign currency risk internally to key management personnel and represents management's assessment of the reasonably possible change in foreign exchange rates. A positive number below indicates an increase in profit or equity where the Brunei Dollar strengthens 5% against the relevant currency. For a 5% weakening of the Brunei Dollar against the relevant currency, there would be a comparable impact on the profit or equity, and the balances below would be negative.

	<u>USD Impact</u>		<u>MYR Impact</u>	
	<u>2018</u>	<u>2017</u>	<u>2018</u>	<u>2017</u>
Profit or loss	66,657	51,019	326	326
Equity	0.36%	0.29%	0%	0%

4.3 Fair value of financial assets and financial liabilities

NICB considers the carrying amounts of cash and cash equivalents, insurance and other receivables, and other liabilities to approximate their respective fair values due to the relatively short-term maturity of these financial instruments and due to the fact that effect of discounting would be insignificant. The fair values of other classes of financial assets and liabilities are disclosed in the respective notes to financial statements.

The fair values of financial assets are determined by standard terms and conditions and traded on active liquid markets are determined with reference to quoted market prices. The fair values of quoted debt securities are based on quoted bid prices obtained from the banks:

4 INSURANCE AND FINANCIAL RISK MANAGEMENT (cont'd)

4.3 Fair value of financial assets and financial liabilities (cont'd)

Financial instruments measured at fair value on a recurring basis:

	Fair value as at December 31				Fair value hierarchy	Valuation technique(s) and key input(s)	Significant unobservable input(s)	Relationship of unobservable inputs to fair value
	2018		2017					
Financial assets/liabilities	Assets	Liabilities	Assets	Liabilities				
Available-for-sale investments (see note 15)								
Listed corporate bonds	-	-	497,900	-	Level 1	Quoted prices (unadjusted) in active markets	N/A	N/A

There are no financial liabilities that are measured at fair value. There were no significant transfers between Level 1 and Level 2 of the fair value hierarchy in 2018 and 2017.

4.4 Capital risk management policies and objectives

NICB reviews its capital structure to ensure that it will be able to continue as a going concern and comply with the regulators' Margin of Solvency. As at 31st December 2018, NICB complied with the regulators' requirements on Margin of Solvency. The capital structure of NICB comprises share capital, investment revaluation reserves and retained earnings. NICB's overall strategy remains unchanged from 2014.

5 RELATED PARTY TRANSACTIONS

NICB enters into transaction with related companies in the normal course of business.

During the year, apart from the balances and transactions disclosed elsewhere in these financial statements, NICB had the following significant transactions with its related companies:

	2018	2017
	B\$	B\$
Interest income from bank and fixed deposit	136,574	150,391

Key management personnel

Key management personnel of NICB are those persons having the authority and responsibility for planning, directing and controlling the activities of the entity. The directors and general manager are considered as key management personnel of NICB.

Short-term employee benefits paid/payable to key management personnel (included in staff costs) was B\$304,198 (2017: B\$400,343).

Other related party transactions

Allianz Global Corporate & Specialty SE (an entity which owns 25% of NICB and which has significant influence over the Company) offers management services to NICB. During the year, NICB paid a total of B\$165,000 (2017: B\$170,625) as management fees to this entity (Note 10). Other than this there were no material transactions with the entity.

Other than the amounts paid to BruCapital Holdings Sdn Bhd as consultancy fees (Note 10), there were no other material related party transactions during the year.

6 COMMISSION INCOME

NICB enters into transaction with related companies in the normal course of business.

	2018	2017
	B\$	B\$
Reinsurance commission income	1,213,036	1,086,446

7 NET INVESTMENT INCOME

	2018	2017
	B\$	B\$
Interest income from		
- bank deposits	438,546	394,451
- debt securities	1,911	29,662
Amortisation of available-for-sale financial assets	(421)	(5,160)
	<u>440,036</u>	<u>418,953</u>

8 OTHER INCOME

	2018	2017
	B\$	B\$
Miscellaneous income	49,238	106,864
Loss on disposal of property and equipment	-	(442)
Foreign exchange loss	(2,576)	(5,882)
	<u>46,662</u>	<u>100,540</u>

9 STAFF COSTS

Included in staff costs are contributions to statutory defined contribution schemes of B\$74,883 (2017: B\$71,638).

10 OTHER OPERATING EXPENSES

	2018	2017
	B\$	B\$
Administrative expenses	977,881	814,810
Auditor's remuneration	60,406	51,324
Management fee expense paid to a related company (Note 5)	165,000	170,625
Professional fees	80,602	42,897
Consultancy fee paid to a related company (Note 5)	78,000	78,000
Marketing expenses	115,111	144,759
Interest expense and bank charges	30,906	29,061
Unrealised foreign exchange (gain)/loss	(26,390)	83,278
Allowance for doubtful accounts, net of recoveries (Note 17)	69,985	(214,698)
	<u>1,551,501</u>	<u>1,200,056</u>

11 INCOME TAX

	<u>2018</u>	<u>2017</u>
	B\$	B\$
Taxation in respect of current year's profit	869,000	905,000
(Over)/under provision of income tax in previous year	(2,199)	20,001
Deferred tax benefits recognized (Note 13)	(172,655)	(219,452)
	<u>694,146</u>	<u>705,549</u>

Relationship between tax expense and accounting profit:-

The reconciliation between tax expense and the product of accounting profit multiplied by the applicable corporate tax rate is as follows:-

	<u>2018</u>	<u>2017</u>
	B\$	B\$
Profit before income tax	<u>4,015,570</u>	<u>4,081,204</u>
Tax calculated at the rate of 18.5% (2017: 18.5%) on the first B\$100,000 at one-quarter of the full rate, the next B\$150,000 at one-half of the full rate and the remaining profit at the full rate	715,131	727,273
Adjustments:		
Non-deductible expenses	225,843	245,768
Further deduction	(13,853)	(13,088)
Capital allowances	(30,131)	(49,672)
Others	(27,990)	(5,281)
Provision for taxation in respect of current year's profit	869,000	905,000
(Over)/Under provision of income tax in previous year	(2,199)	20,001
Deferred tax benefits recognized	(172,655)	(219,452)
Tax expense charged to profit and loss account	<u>694,146</u>	<u>705,549</u>

	<u>2018</u>	<u>2017</u>
	B\$	B\$
Provision for taxation:		
Balance brought forward	905,000	848,000
Tax paid	(902,801)	(868,001)
(Over)/ Under provision of income tax in previous year	(2,199)	20,001
Provision for taxation in respect of current year's profit	869,000	905,000
Balance carried forward	<u>869,000</u>	<u>905,000</u>
Deferred tax assets:		
Balance brought forward	1,162,405	942,953
Deferred tax benefits recognized	172,655	219,452
Tax expense charged to profit and loss account	<u>1,335,060</u>	<u>1,162,405</u>

12 PROPERTY AND EQUIPMENT

	Leasehold improvement	Motor vehicles	Office equipment, furniture and fittings	Computeri- sation	Leasehold Building	Total
	B\$	B\$	B\$	B\$	B\$	B\$
Cost:						
At January 1, 2017	393,733	242,442	1,309,488	868,651	1,350,000	4,164,314
Additions	-	-	32,858	134,215	-	167,073
Disposal	(1,000)	-	(6,812)	-	-	(7,812)
At December 31, 2018	392,733	242,442	1,335,534	1,002,866	1,350,000	4,323,575
Additions	-	-	15,647	20,296	-	35,943
Disposal	-	-	(1,667)	(1,004)	-	(2,671)
At December 31, 2018	392,733	242,442	1,349,514	1,022,158	1,350,000	4,356,847
Accumulated depreciation:						
At January 1, 2017	391,477	218,742	1,229,145	820,577	205,903	2,865,844
Depreciation	2,256	23,700	34,246	25,200	22,500	107,902
Disposal	(1,000)	-	(6,360)	-	-	(7,360)
At December 31, 2017	392,733	242,442	1,257,031	845,777	228,403	2,966,386
Depreciation	-	-	37,463	52,974	22,500	112,937
Disposal	-	-	(1,667)	(1,004)	-	(2,671)
At December 31, 2018	392,733	242,442	1,292,827	897,747	250,903	3,076,652
Carrying amount:						
At December 31, 2018	-	-	56,687	124,411	1,099,097	1,280,195
At December 31, 2017	-	-	78,503	157,089	1,121,597	1,357,189

13 DEFERRED TAX ASSETS

The following are the major deferred tax assets and (liabilities) recognised by NICB and the movements thereon, during the current and prior reporting periods:

	Accelerated tax depreciation	Available for sale investments	Incurred but not reported	Total
	B\$	B\$	B\$	B\$
At January 1, 2017	76,398	(1,731)	868,286	942,953
Charged to profit or loss for the year	-	1,264	218,188	219,452
At December 31, 2017	76,398	(467)	1,086,474	1,162,405
At January 1, 2018				
(Reversal)/ Charged to profit or loss for the year	(40,660)	467	212,848	172,655
At December 31, 2018	35,738	-	1,299,322	1,335,060

13 DEFERRED TAX ASSETS (cont'd)

Certain deferred tax assets and liabilities have been offset in accordance with NICB's accounting policy. The following is the analysis of the deferred tax balances (after offset) for balance sheet purposes:

	<u>2018</u>	<u>2017</u>
	B\$	B\$
Deferred tax assets	1,335,060	1,162,405

14 REINSURANCE ASSETS

	<u>2018</u>	<u>2017</u>
	B\$	B\$
Reinsurer's share of unearned premiums (Note 20)	4,941,644	879,865
Reinsurer's share of insurance claims (Note 20)	1,350,273	2,920,843
	<u>6,291,917</u>	<u>3,800,708</u>

The carrying amount disclosed above is a reasonable approximation of fair value.

15 AVAILABLE-FOR-SALE FINANCIAL ASSETS

	<u>2018</u>	<u>2017</u>
	B\$	B\$
Corporate debt securities:		
- Listed	-	497,900

The weighted average effective interest rate of the corporate bonds at the end of the reporting period and the periods in which they mature are disclosed in Note 4.2.

16 SHORT-TERM PLACEMENTS

	<u>2018</u>	<u>2017</u>
	B\$	B\$
Short-term placements	37,487,951	32,934,380

NICB places the above amounts with locally licensed banks in Brunei. The short-term placements have tenures ranging from more than 8 days to 60 months.

Short-term placements include B\$3,466,238 (2017: B\$3,414,648) held by NICB as security deposit for credit terms granted to policyholders in respect of labour guarantees and performance bonds (Note 26).

NICB's short term placements which are not denominated in its functional currency are as follows:

	<u>2018</u>	<u>2017</u>
	B\$	B\$
Denominated in:		
United States Dollars	1,090,574	-

17 INSURANCE RECEIVABLES

	2018	2017
	B\$	B\$
Receivables arising from insurance contracts	6,925,633	2,341,498
Receivables arising from reinsurance contracts	874,123	1,025,119
	<u>7,799,756</u>	<u>3,366,617</u>
Allowance for doubtful insurance receivables:		
- insurance contracts	(289,142)	(89,326)
- reinsurance contracts	(816,758)	(946,589)
	<u>(1,105,900)</u>	<u>(1,035,915)</u>
	<u>6,693,856</u>	<u>2,330,702</u>

The average credit period is 30 days to 90 days (2017: 30 days to 90 days). No interest is charged on the overdue outstanding insurance receivables.

NICB has provided fully for all receivables over 6 months based on estimated irrecoverable amounts determined by reference to past default experience.

Movement in the allowance for doubtful debts:

	2018	2017
	B\$	B\$
Balance at beginning of the year	1,035,915	1,250,613
Increase/(Decrease) in allowance recognised in profit or loss (Note 10)	69,985	(214,698)
Balance at end of the year	<u>1,105,900</u>	<u>1,035,915</u>

18 DEPOSITS, PREPAYMENTS AND OTHER RECEIVABLES

	2018	2017
	B\$	B\$
Accrued interest receivable:		
- Debt securities	-	5,903
- Fixed deposits and interest on bank balances	381,056	304,768
Deposits	24,697	24,783
Prepayments	132,000	111,919
Sundry receivables	6,150	3,719
Withholding tax recoverable	2,574	-
	<u>546,477</u>	<u>451,092</u>

19 CASH AND CASH EQUIVALENTS

	2018	2017
	B\$	B\$
Cash in banks and on hand	<u>5,299,383</u>	<u>7,816,292</u>

19 CASH AND CASH EQUIVALENTS (cont'd)

NICB's cash and cash equivalents which are not denominated in its functional currency are as follows:

	2018	2017
	B\$	B\$
Denominated in:		
United States Dollars	124,485	1,125,719

20 INSURANCE CONTRACTS PROVISIONS

	2018	2017
	B\$	B\$
Provision for unearned premiums		
Gross	13,277,572	8,178,831
Reinsurance (Note 14)	(4,941,644)	(879,865)
Net	8,335,928	7,298,966
Provision for insurance claims		
Gross	16,088,685	17,318,061
Reinsurance (Note 14)	(1,350,273)	(2,920,843)
Net	14,738,412	14,397,218
<u>Current liabilities</u>		
Provision for unearned premiums	13,277,572	8,178,831
Provision for insurance claims:		
Claims incurred but not reported	9,074,198	8,541,626
Claims admitted or intimated but not paid	7,014,487	8,776,435
	16,088,685	17,318,061
	29,366,257	25,496,892

(a) Analysis of movements in provision for unearned premiums

	2018			2017		
	Gross	Reinsurance	Net	Gross	Reinsurance	Net
	B\$	B\$	B\$	B\$	B\$	B\$
At 1 January	8,178,831	(879,865)	7,298,966	8,483,521	(1,365,312)	7,118,209
Premiums written	26,486,075	(9,189,947)	17,296,128	19,741,320	(4,504,049)	15,237,271
Premiums earned	(21,387,334)	5,128,168	(16,259,166)	(20,046,010)	4,989,496	(15,056,514)
At 31 December	13,277,572	(4,941,644)	8,335,928	8,178,831	(879,865)	7,298,966

(b) Analysis of movements in provision for insurance claims

	2018			2017		
	Gross	Reinsurance	Net	Gross	Reinsurance	Net
	B\$	B\$	B\$	B\$	B\$	B\$
At 1 January	17,318,061	(2,920,843)	14,397,218	17,490,916	(2,711,283)	14,779,633
Claims paid	(5,597,841)	270,248	(5,327,593)	(7,812,497)	2,221,691	(5,590,806)
Claims (recovered)/ incurred	4,368,465	1,300,322	5,668,787	7,639,642	(2,431,251)	5,208,391
At 31 December	16,088,685	(1,350,273)	14,738,412	17,318,061	(2,920,843)	14,397,218

21 INSURANCE PAYABLES

	<u>2018</u>	<u>2017</u>
	B\$	B\$
Payables arising from insurance contracts	604,090	620,499
Payables arising from reinsurance contracts	5,460,151	1,425,813
	<u>6,064,241</u>	<u>2,046,312</u>

Insurance payables principally comprise amounts outstanding from insurance and reinsurance contracts. NICB has financial risk management policies in place to ensure that all payables are within the credit time frame.

22 OTHER PAYABLES AND ACCRUALS

	<u>2018</u>	<u>2017</u>
	B\$	B\$
Accrued expenses	731,180	710,311
Dividend payable	63,546	70,529
Collateral deposits held	2,552,017	2,786,645
Sundry payables	286,721	266,149
Prepaid premiums	25,754	24,652
Deposits received	310,000	302,000
	<u>3,969,218</u>	<u>4,160,286</u>

Accrued expenses principally comprise accruals for operating expenses. Collateral deposits are held in respect of insurance bonds issued on behalf of customers and for credit terms granted to customers.

23 SHARE CAPITAL

	<u>2018</u>	<u>2017</u>
	B\$	B\$
Authorised :		
100,000,000 ordinary shares of B\$1.00 each	<u>100,000,000</u>	<u>100,000,000</u>
Issued and fully paid:		
At the beginning and at the end of the year	<u>8,000,000</u>	<u>8,000,000</u>

Fully paid ordinary shares carry one vote per share and carry a right to dividends as and when declared by NICB.

24 DIVIDENDS

The directors have proposed a final dividend of 30 cents per share and a special dividend of 10 cents per share amounting to B\$3,200,000 which will be submitted for formal approval at the forthcoming Annual General Meeting. As such, the proposed dividend has not been recognised as a liability as at December 31, 2018.

25 OPERATING LEASE COMMITMENTSNICB as lessee

	<u>2018</u>	<u>2017</u>
	B\$	B\$
Minimum lease payment recognised as an expense during the year	55,143	49,974

Future minimum lease payments under operating leases are as follows:

	<u>2018</u>	<u>2017</u>
	B\$	B\$
Within one year	46,920	49,920
Beyond one year	12,640	42,920
	<u>59,560</u>	<u>92,840</u>

Operating lease payments represent rental payable by NICB for its certain office equipment and accommodation rental for the General Manager. Leases are negotiated for an average of 36 months and rentals are fixed for an average of 2 years.

26 CONTINGENT LIABILITIES

The gross amounts of the contingent liabilities of the Company are as follows:

	<u>2018</u>	<u>2017</u>
	B\$	B\$
Performance bonds and banker's guarantees provided on behalf of third parties	2,962,952	6,523,856
Other contingent liabilities:		
Banker's guarantee in respect of statutory deposit required by Section 5(1) of the Motor Vehicles Insurance (Third Party Risks) Act, Cap. 90	1,000,000	1,000,000
Banker's guarantee in respect of statutory deposit under Section 16, Insurance Order 2006	1,000,000	1,000,000
Banker's guarantee to Commissioner of Labour provided in respect of NICB's employees' repatriation expenses	4,800	9,500
Company's guarantee to Commissioner of Labour provided in respect of insured's employees' repatriation expenses	25,136,700	6,536,800
	<u>30,104,452</u>	<u>15,070,156</u>

The performance bonds and banker's guarantees are secured by NICB's short-term deposits and placements placed with various financial institutions amounting to B\$3,466,238 (2017: B\$3,414,648).

27 SEGMENT REVENUE AND RESULTS

The following is an analysis of NICB's revenue and results from continuing operations by class of business.

	Marine	Fire	Motor	Liability	Workmen's compensation	Others	Total
2018	B\$	B\$	B\$	B\$	B\$	B\$	B\$
Income							
Gross written premiums	351,472	6,290,881	3,265,035	6,038,161	4,503,905	6,036,621	26,486,075
Movement in gross provision for unearned premiums	(83)	(47,355)	6,121	(815,401)	120,396	(4,362,419)	(5,098,741)
Gross earned premiums	351,389	6,243,526	3,271,156	5,222,760	4,624,301	1,674,202	21,387,334
Written premiums ceded to reinsurers	(61,151)	(1,421,231)	(358,978)	(1,355,563)	(503,101)	(5,489,923)	(9,189,947)
Reinsurers' share of movement in provision for unearned premiums	254	(216,898)	(2)	(31,987)	-	4,310,412	4,061,779
Net earned premiums	290,492	4,605,397	2,912,176	3,835,210	4,121,200	494,691	16,259,166
Other revenue							
Commission income	4,677	195,806	-	273,246	-	739,307	1,213,036
Net investment income	9,109	105,389	80,703	97,380	134,387	13,068	440,036
Other income	966	11,176	8,558	10,327	14,250	1,385	46,662
Total income before claims and expenses	305,244	4,917,768	3,001,437	4,216,163	4,269,837	1,248,451	17,958,900
Claims and expenses							
Gross claims incurred	11,028	1,039,019	900,397	749,434	2,698,125	(1,029,538)	4,368,465
Reinsurers' share of claims incurred / (recovered)	5,900	130,062	(63,134)	(307,249)	461,574	1,073,169	1,300,322
Net claims incurred	16,928	1,169,081	837,263	442,185	3,159,699	43,631	5,668,787
Commission expense	53,251	1,285,166	601,915	1,138,351	1,057,924	503,334	4,639,941
Staff costs	58,753	425,352	320,776	522,334	532,396	110,553	1,970,164
Depreciation of property and equipment	2,338	27,048	20,712	24,993	34,491	3,355	112,937
Other operating expenses	25,882	393,391	329,465	289,114	478,549	35,100	1,551,501
Total claims and expenses	157,152	3,300,038	2,110,131	2,416,977	5,263,059	695,973	13,943,330
Profit/ (loss) before income tax	148,092	1,617,730	891,306	1,799,186	(993,222)	552,478	4,015,570

27 SEGMENT REVENUE AND RESULTS (cont'd)

	Marine	Fire	Motor	Liability	Workmen's compensation	Others	Total
2017	B\$	B\$	B\$	B\$	B\$	B\$	B\$
Income							
Gross written premiums	388,794	6,033,051	2,983,665	4,934,715	4,834,561	566,534	19,741,320
Movement in gross provision for unearned premiums	2,797	59,568	42,600	(277,615)	267,900	209,440	304,690
Gross earned premiums	391,591	6,092,619	3,026,265	4,657,100	5,102,461	775,974	20,046,010
Written premiums ceded to reinsurers	(79,855)	(2,139,111)	(264,718)	(1,349,879)	(504,540)	(165,946)	(4,504,049)
Reinsurers' share of movement in provision for unearned premiums	(1,079)	(347,916)	(2)	25,539	(17)	(161,972)	(485,447)
Net earned premiums	310,657	3,605,592	2,761,545	3,332,760	4,597,904	448,056	15,056,514
Other revenue							
Commission income	11,562	840,705	-	282,428	110	(48,359)	1,086,446
Net investment income	10,349	94,432	81,025	87,059	132,808	13,280	418,953
Other income	2,483	22,661	19,445	20,892	31,871	3,188	100,540
Total income before claims and expenses	335,051	4,563,390	2,862,015	3,723,139	4,762,693	416,165	16,662,453
Claims and expenses							
Gross claims incurred	7,230	914,249	1,723,944	535,232	3,946,959	512,028	7,639,642
Reinsurers' share of claims incurred / (recovered)	(6,201)	(284,059)	(229,751)	73,263	(1,458,803)	(525,700)	(2,431,251)
Net claims incurred	1,029	630,190	1,494,193	608,495	2,488,156	(13,672)	5,208,391
Commission expense	61,407	1,273,932	524,878	959,812	1,140,452	86,004	4,046,485
Staff costs	66,194	432,597	346,761	497,381	559,865	115,617	2,018,415
Depreciation of property and equipment	2,665	24,321	20,869	22,422	34,205	3,420	107,902
Other operating expenses	22,288	305,661	250,077	206,724	388,034	27,272	1,200,056
Total claims and expenses	153,583	2,666,701	2,636,778	2,294,834	4,610,712	218,641	12,581,249
Profit before income tax	181,468	1,896,689	225,237	1,428,305	151,981	197,524	4,081,204