

SRO
MOTORSPORTS GROUP



Blancpain GT World Challenge Asia

Rounds 11 & 12

Shanghai International Circuit

26th – 28th September 2019



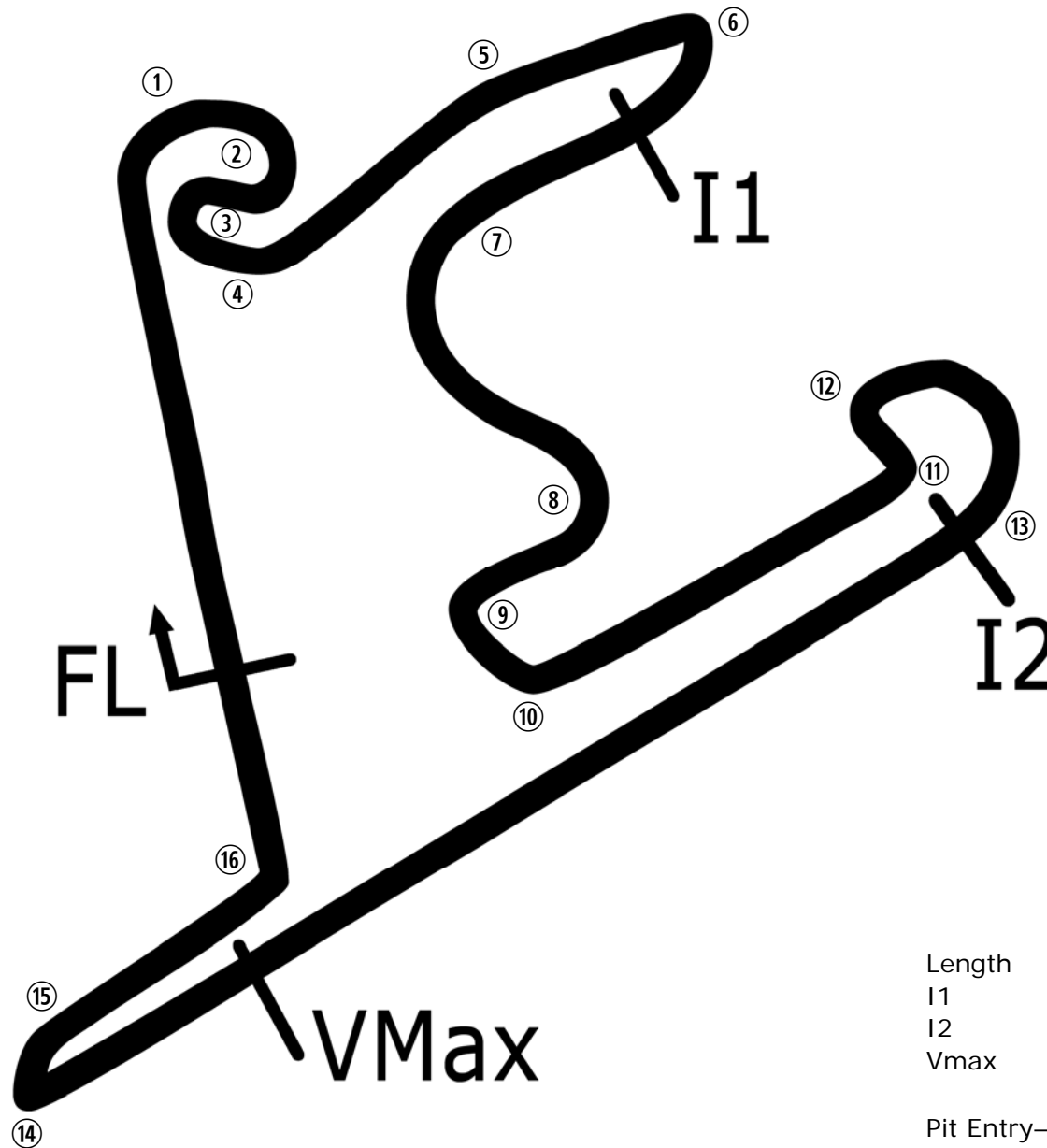
Results Provided by Timing Solutions Ltd

www.tsl-timing.com

**JB
BLANCPAIN**
MANUFACTURE DE HAUTE HORLOGERIE



Shanghai International Circuit



Length	5451m
I1	1749m
I2	3656m
Vmax	4543m

Pit Entry–Pit Exit 380m, 22.8s @60kph

Blancpain GT World Challenge Asia

FREE PRACTICE - CLASSIFICATION

POS	NO	CL	PIC	TEAM / DRIVERS	CAR	TIME	ON	LAPS	GAP	DIFF	KPH
1	918	GT3PA	1	Panther/AAS Motorsport (CHN) Vutthikorn INTHRAPHUVASAK (THA) / Alexandre IMPERATORI (CHE)	Porsche 911 GT3 R	2:06.329	19	22			155.33
2	13	GT3PA	2	Audi Sport Asia Team Absolute Racing (CHN) Jingzu SUN (CHN) / Congfu CHENG (CHN)	Audi R8 LMS GT3 2019	2:06.930	17	23	0.601	0.601	154.60
3	88	GT3PA	3	Craft-Bamboo Racing (HKG) Jeffrey LEE (TPE) / Alessio PICARIELLO (BEL)	Mercedes-AMG GT3	2:07.139	2	24	0.810	0.209	154.34
4	17	GT3PA	4	Anstone Racing (CHN) Xu WEI (CHN) / Naoki YOKOMIZO (JPN)	Mercedes-AMG GT3	2:07.213	25	25	0.884	0.074	154.25
5	61	GT3PA	5	ABSSA Motorsport (JPN) Pili BHIROMBHAKDI (THA) / Keita SAWA (JPN)	McLaren 720S GT3	2:07.271	4	23	0.942	0.058	154.18
6	910	GT3PA	6	JRM (CHN) Chao LI (CHN) / Chris VAN DER DRIFT (NZL)	Porsche 911 GT3 R	2:07.290	3	22	0.961	0.019	154.16
7	888	GT3PA	7	Triple Eight Race Engineering Australia (AUS) HH Prince Abdul Rahman IBRAHIM (MYS) / Shane VAN GISBERGEN (NZL)	Mercedes-AMG GT3	2:07.658	26	26	1.329	0.368	153.72
8	75	GT3PA	8	T2 Motorsports (SGP) David TJIPTOBIANTORO (IDN) / Rio HARYANTO (IDN)	Ferrari 488 GT3	2:07.673	11	20	1.344	0.015	153.70
9	5	GT3AM	1	Phantom Pro Racing (CHN) Chris On CHIA (CHN) / Wei LU (CHN)	Mercedes-AMG GT3	2:07.845	8	22	1.516	0.172	153.49
10	55	GT3PA	9	Craft-Bamboo Racing (HKG) Daniel AU (SGP) / Melvin MOH (MYS)	Mercedes-AMG GT3	2:07.851	20	24	1.522	0.006	153.48
11	8	GT3PA	10	ARN Racing (JPN) Hiroaki NAGAI (JPN) / Yuta KAMIMURA (JPN)	Porsche 911 GT3 R	2:07.862	4	22	1.533	0.011	153.47
12	12	GT3S	1	Audi Sport Asia Team Absolute Racing (CHN) Weiron TAN (MYS) / Martin RUMP (EST)	Audi R8 LMS GT3 2019	2:07.991	7	20	1.662	0.129	153.32
13	666	GT3PA	11	Vincenzo Sospiri Racing (ITA) Alex AU (HKG) / Frederik SCHANDORFF (DNK)	Lamborghini Huracan GT3 EVO	2:08.027	21	21	1.698	0.036	153.27
14	27	GT3S	2	HubAuto Corsa (TPE) Yuya SAKAMOTO (JPN) / Marcos GOMES (BRA)	Ferrari 488 GT3	2:08.089	3	24	1.760	0.062	153.20
15	99	GT3S	3	Craft-Bamboo Racing (HKG) Darryl O'YOUNG (HKG) / Christina NIELSEN (DNK)	Mercedes-AMG GT3	2:08.208	20	22	1.879	0.119	153.06
16	4	GT3S	4	Zun Motorsport Crew (CHN) Adderly FONG (HKG) / Josh BURDON (AUS)	Mercedes-AMG GT3	2:08.219	4	19	1.890	0.011	153.04
17	999	GT3S	5	Audi Sport Asia Team TSRT (CHN) Weian CHEN (CHN) / Rahel FREY (CHE)	Audi R8 LMS GT3 2019	2:08.485	21	21	2.156	0.266	152.73
18	912	GT3S	6	Absolute Racing (CHN) Yuan BO (CHN) / Leo Ye HONGLI (CHN)	Porsche 911 GT3 R	2:08.709	4	23	2.380	0.224	152.46
19	911	GT3S	7	Absolute Racing (CHN) Tanart SATHIENTHIRAKUL (THA) / Philip HAMPRECHT (DEU)	Porsche 911 GT3 R	2:08.943	5	21	2.614	0.234	152.18
20	97	GT3S	8	Solite Indigo Racing (KOR) Roelof BRUIJNS (KOR) / Manuel METZGER (DEU)	Mercedes-AMG GT3	2:09.187	9	23	2.858	0.244	151.90
21	66	GT3AM	2	Team iRace.Win (TPE) Heng MIN (CHN) / Nan LIN (CHN)	Mercedes-AMG GT3	2:09.546	16	22	3.217	0.359	151.47
22	51	GT3AM	3	AMAC Motorsport (AUS) Andrew MACPHERSON (AUS) / William Ben PORTER (AUS)	Lamborghini Huracan GT3 EVO	2:09.684	12	24	3.355	0.138	151.31
23	7	GT3AM	4	Zun Motorsport Crew (CHN) Yi Ming LIN (CHN) / Ka Chun MA (CHN)	Mercedes-AMG GT3	2:12.564	7	22	6.235	2.880	148.03
24	111	GT4AM	1	Team iRace.Win (TPE) Setiawan SANTOSO (IDN) / Ringo CHONG (SGP)	Mercedes-AMG GT4	2:18.581	5	24	12.252	6.017	141.60
25	82	GT4AM	2	BMW Team Studie (JPN) Sunako JUKUCHOU (JPN)	BMW M4 GT4	2:19.667	18	19	13.338	1.086	140.50
26	81	GT4AM	3	BMW Team Studie (JPN) Takayuki KINOSHITA (JPN)	BMW M4 GT4	2:19.891	18	19	13.562	0.224	140.27
27	11	GT4AM	4	GTO Racing with TTR (JPN) Brian LEE (TPE) / Tony FONG (HKG)	Mercedes-AMG GT4	2:20.692	12	24	14.363	0.801	139.47
28	199	GT4AM	5	Team iRace.Win (TPE) Keo CHANG (TPE) / Joe CHI (TPE)	Mercedes-AMG GT4	2:21.193	3	24	14.864	0.501	138.98
29	77	GT4AM	6	Craft-Bamboo Racing (HKG) Jean-Marc MERLIN (FRA) / Douglas KHOO (MYS)	Mercedes-AMG GT4	2:24.890	5	17	18.561	3.697	135.43

Shanghai

Circuit Length = 5.451 km

Start: 13:40 Flag 14:40 End: 14:44

Weather / Track : Bright / Dry

These results are provisional until the conclusion of any judicial and technical matters.

Race Director : Ravin	Stewards :	Timekeeper :
-----------------------	------------	--------------

Results can be found at www.tsl-timing.com

Printed - 15:21 Thursday, 26 September 2019

Blancpain GT World Challenge Asia

FREE PRACTICE - CLASSIFICATION BY CATEGORY

CATEGORY : GT3

POS	NO	CL	TEAM / DRIVERS	CAR	TIME	ON	LAPS	GAP	DIFF	KPH
1	918	GT3PA	Panther/AAS Motorsport (CHN) Vutthikorn INTHRAPHUVASAK (THA) / Alexandre IMPERATORI (CHE)	Porsche 911 GT3 R	2:06.329	19	22			155.33
2	13	GT3PA	Audi Sport Asia Team Absolute Racing (CHN) Jingzu SUN (CHN) / Congfu CHENG (CHN)	Audi R8 LMS GT3 2019	2:06.930	17	23	0.601	0.601	154.60
3	88	GT3PA	Craft-Bamboo Racing (HKG) Jeffrey LEE (TPE) / Alessio PICARIELLO (BEL)	Mercedes-AMG GT3	2:07.139	2	24	0.810	0.209	154.34
4	17	GT3PA	Anstone Racing (CHN) Xu WEI (CHN) / Naoki YOKOMIZO (JPN)	Mercedes-AMG GT3	2:07.213	25	25	0.884	0.074	154.25
5	61	GT3PA	ABSSA Motorsport (JPN) Piti BHIROMBHAKDI (THA) / Keita SAWA (JPN)	McLaren 720S GT3	2:07.271	4	23	0.942	0.058	154.18
6	910	GT3PA	JRM (CHN) Chao LI (CHN) / Chris VAN DER DRIFT (NZL)	Porsche 911 GT3 R	2:07.290	3	22	0.961	0.019	154.16
7	888	GT3PA	Triple Eight Race Engineering Australia (AUS) HH Prince Abdul Rahman IBRAHIM (MYS) / Shane VAN GISBERGEN (NZL)	Mercedes-AMG GT3	2:07.658	26	26	1.329	0.368	153.72
8	75	GT3PA	T2 Motorsports (SGP) David TJIPTOBIANTORO (IDN) / Rio HARYANTO (IDN)	Ferrari 488 GT3	2:07.673	11	20	1.344	0.015	153.70
9	5	GT3AM	Phantom Pro Racing (CHN) Chris On CHIA (CHN) / Wei LU (CHN)	Mercedes-AMG GT3	2:07.845	8	22	1.516	0.172	153.49
10	55	GT3PA	Craft-Bamboo Racing (HKG) Daniel AU (SGP) / Melvin MOH (MYS)	Mercedes-AMG GT3	2:07.851	20	24	1.522	0.006	153.48
11	8	GT3PA	ARN Racing (JPN) Hiroaki NAGAI (JPN) / Yuta KAMMURA (JPN)	Porsche 911 GT3 R	2:07.862	4	22	1.533	0.011	153.47
12	12	GT3S	Audi Sport Asia Team Absolute Racing (CHN) Weiron TAN (MYS) / Martin RUMP (EST)	Audi R8 LMS GT3 2019	2:07.991	7	20	1.662	0.129	153.32
13	666	GT3PA	Vincenzo Sospiri Racing (ITA) Alex AU (HKG) / Frederik SCHANDORFF (DNK)	Lamborghini Huracan GT3 EVO	2:08.027	21	21	1.698	0.036	153.27
14	27	GT3S	HubAuto Corsa (TPE) Yuya SAKAMOTO (JPN) / Marcos GOMES (BRA)	Ferrari 488 GT3	2:08.089	3	24	1.760	0.062	153.20
15	99	GT3S	Craft-Bamboo Racing (HKG) Darryl O'YOUNG (HKG) / Christina NIELSEN (DNK)	Mercedes-AMG GT3	2:08.208	20	22	1.879	0.119	153.06
16	4	GT3S	Zun Motorsport Crew (CHN) Adderly FONG (HKG) / Josh BURDON (AUS)	Mercedes-AMG GT3	2:08.219	4	19	1.890	0.011	153.04
17	999	GT3S	Audi Sport Asia Team TSRT (CHN) Weian CHEN (CHN) / Rahel FREY (CHE)	Audi R8 LMS GT3 2019	2:08.485	21	21	2.156	0.266	152.73
18	912	GT3S	Absolute Racing (CHN) Yuan BO (CHN) / Leo Ye HONGLI (CHN)	Porsche 911 GT3 R	2:08.709	4	23	2.380	0.224	152.46
19	911	GT3S	Absolute Racing (CHN) Tanart SATHIENTHIRAKUL (THA) / Philip HAMPRECHT (DEU)	Porsche 911 GT3 R	2:08.943	5	21	2.614	0.234	152.18
20	97	GT3S	Solite Indigo Racing (KOR) Roelof BRUINS (KOR) / Manuel METZGER (DEU)	Mercedes-AMG GT3	2:09.187	9	23	2.858	0.244	151.90
21	66	GT3AM	Team iRace.Win (TPE) Heng MIN (CHN) / Nan LIN (CHN)	Mercedes-AMG GT3	2:09.546	16	22	3.217	0.359	151.47
22	51	GT3AM	AMAC Motorsport (AUS) Andrew MACPHERSON (AUS) / William Ben PORTER (AUS)	Lamborghini Huracan GT3 EVO	2:09.684	12	24	3.355	0.138	151.31
23	7	GT3AM	Zun Motorsport Crew (CHN) Yi Ming LIN (CHN) / Ka Chun MA (CHN)	Mercedes-AMG GT3	2:12.564	7	22	6.235	2.880	148.03

CATEGORY : GT4

POS	NO	CL	TEAM / DRIVERS	CAR	TIME	ON	LAPS	GAP	DIFF	KPH
1	111	GT4AM	Team iRace.Win (TPE) Setiawan SANTOSO (IDN) / Ringo CHONG (SGP)	Mercedes-AMG GT4	2:18.581	5	24			141.60
2	82	GT4AM	BMW Team Studie (JPN) Sunako JUKUCHOU (JPN)	BMW M4 GT4	2:19.667	18	19	1.086	1.086	140.50
3	81	GT4AM	BMW Team Studie (JPN) Takayuki KINOSHITA (JPN)	BMW M4 GT4	2:19.891	18	19	1.310	0.224	140.27
4	11	GT4AM	GTO Racing with TTR (JPN) Brian LEE (TPE) / Tony FONG (HKG)	Mercedes-AMG GT4	2:20.692	12	24	2.111	0.801	139.47
5	199	GT4AM	Team iRace.Win (TPE) Keo CHANG (TPE) / Joe CHI (TPE)	Mercedes-AMG GT4	2:21.193	3	24	2.612	0.501	138.98
6	77	GT4AM	Craft-Bamboo Racing (HKG) Jean-Marc MERLIN (FRA) / Douglas KHOO (MYS)	Mercedes-AMG GT4	2:24.890	5	17	6.309	3.697	135.43

Weather / Track : Bright / Dry

These results are provisional until the conclusion of any judicial and technical matters.

Shanghai

Circuit Length = 5.451 km

Start: 13:40 Flag 14:40 End: 14:44

Race Director : Ravin	Stewards :	Timekeeper :
-----------------------	------------	--------------

Results can be found at www.tsl-timing.com

Printed - 14:51 Thursday, 26 September 2019

Blancpain GT World Challenge Asia

FREE PRACTICE - CLASSIFICATION BY CLASS

CLASS : GT3 - GT3S

POS	NO	TEAM / DRIVERS	CAR	TIME	ON	LAPS	GAP	DIFF	KPH
1	12	Audi Sport Asia Team Absolute Racing (CHN) Weiron TAN (MYS) / Martin RUMP (EST)	Audi R8 LMS GT3 2019	2:07.991	7	20			153.32
2	27	HubAuto Corsa (TPE) Yuya SAKAMOTO (JPN) / Marcos GOMES (BRA)	Ferrari 488 GT3	2:08.089	3	24	0.098	0.098	153.20
3	99	Craft-Bamboo Racing (HKG) Darryl O'YOUNG (HKG) / Christina NIELSEN (DNK)	Mercedes-AMG GT3	2:08.208	20	22	0.217	0.119	153.06
4	4	Zun Motorsport Crew (CHN) Adderly FONG (HKG) / Josh BURDON (AUS)	Mercedes-AMG GT3	2:08.219	4	19	0.228	0.011	153.04
5	999	Audi Sport Asia Team TSRT (CHN) Weian CHEN (CHN) / Rahel FREY (CHE)	Audi R8 LMS GT3 2019	2:08.485	21	21	0.494	0.266	152.73
6	912	Absolute Racing (CHN) Yuan BO (CHN) / Leo Ye HONGLI (CHN)	Porsche 911 GT3 R	2:08.709	4	23	0.718	0.224	152.46
7	911	Absolute Racing (CHN) Tanart SATHIENTHIRAKUL (THA) / Philip HAMPRECHT (DEU)	Porsche 911 GT3 R	2:08.943	5	21	0.952	0.234	152.18
8	97	Solite Indigo Racing (KOR) Roelof BRUINS (KOR) / Manuel METZGER (DEU)	Mercedes-AMG GT3	2:09.187	9	23	1.196	0.244	151.90

CLASS : GT3 - GT3PA

POS	NO	TEAM / DRIVERS	CAR	TIME	ON	LAPS	GAP	DIFF	KPH
1	918	Panther/AAS Motorsport (CHN) Vutthikorn INTRAPHUVASAK (THA) / Alexandre IMPERATORI (CHE)	Porsche 911 GT3 R	2:06.329	19	22			155.33
2	13	Audi Sport Asia Team Absolute Racing (CHN) Jingzu SUN (CHN) / Congfu CHENG (CHN)	Audi R8 LMS GT3 2019	2:06.930	17	23	0.601	0.601	154.60
3	88	Craft-Bamboo Racing (HKG) Jeffrey LEE (TPE) / Alessio PICARIELLO (BEL)	Mercedes-AMG GT3	2:07.139	2	24	0.810	0.209	154.34
4	17	Anstone Racing (CHN) Xu WEI (CHN) / Naoki YOKOMIZO (JPN)	Mercedes-AMG GT3	2:07.213	25	25	0.884	0.074	154.25
5	61	ABSSA Motorsport (JPN) Piti BHIROMBHAKDI (THA) / Keita SAWA (JPN)	McLaren 720S GT3	2:07.271	4	23	0.942	0.058	154.18
6	910	JRM (CHN) Chao LI (CHN) / Chris VAN DER DRIFT (NZL)	Porsche 911 GT3 R	2:07.290	3	22	0.961	0.019	154.16
7	888	Triple Eight Race Engineering Australia (AUS) HH Prince Abdul Rahman IBRAHIM (MYS) / Shane VAN GISBERGEN (NZL)	Mercedes-AMG GT3	2:07.658	26	26	1.329	0.368	153.72
8	75	T2 Motorsports (SGP) David TJIPTOBIANTORO (IDN) / Rio HARYANTO (IDN)	Ferrari 488 GT3	2:07.673	11	20	1.344	0.015	153.70
9	55	Craft-Bamboo Racing (HKG) Daniel AU (SGP) / Melvin MOH (MYS)	Mercedes-AMG GT3	2:07.851	20	24	1.522	0.178	153.48
10	8	ARN Racing (JPN) Hiroaki NAGAI (JPN) / Yuta KAMIMURA (JPN)	Porsche 911 GT3 R	2:07.862	4	22	1.533	0.011	153.47
11	666	Vincenzo Sospiri Racing (ITA) Alex AU (HKG) / Frederik SCHANDORFF (DNK)	Lamborghini Huracan GT3 EVO	2:08.027	21	21	1.698	0.165	153.27

CLASS : GT3 - GT3AM

POS	NO	TEAM / DRIVERS	CAR	TIME	ON	LAPS	GAP	DIFF	KPH
1	5	Phantom Pro Racing (CHN) Chris On CHIA (CHN) / Wei LU (CHN)	Mercedes-AMG GT3	2:07.845	8	22			153.49
2	66	Team iRace.Win (TPE) Heng MIN (CHN) / Nan LIN (CHN)	Mercedes-AMG GT3	2:09.546	16	22	1.701	1.701	151.47
3	51	AMAC Motorsport (AUS) Andrew MACPHERSON (AUS) / William Ben PORTER (AUS)	Lamborghini Huracan GT3 EVO	2:09.684	12	24	1.839	0.138	151.31
4	7	Zun Motorsport Crew (CHN) Yi Ming LIN (CHN) / Ka Chun MA (CHN)	Mercedes-AMG GT3	2:12.564	7	22	4.719	2.880	148.03

Weather / Track : Bright / Dry

These results are provisional until the conclusion of any judicial and technical matters.

Shanghai

Circuit Length = 5.451 km

Start: 13:40 Flag 14:40 End: 14:44

Race Director : Ravin	Steward :	Timekeeper :
-----------------------	-----------	--------------

Blancpain GT World Challenge Asia

FREE PRACTICE - CLASSIFICATION BY CLASS

CLASS : GT4 - GT4AM

POS	NO	TEAM / DRIVERS	CAR	TIME	ON	LAPS	GAP	DIFF	KPH
1	111	Team iRace.Win (TPE) Setiawan SANTOSO (IDN) / Ringo CHONG (SGP)	Mercedes-AMG GT4	2:18.581	5	24			141.60
2	82	BMW Team Studie (JPN) Sunako JUKUCHOU (JPN)	BMW M4 GT4	2:19.667	18	19	1.086	1.086	140.50
3	81	BMW Team Studie (JPN) Takayuki KINOSHITA (JPN)	BMW M4 GT4	2:19.891	18	19	1.310	0.224	140.27
4	11	GTO Racing with TTR (JPN) Brian LEE (TPE) / Tony FONG (HKG)	Mercedes-AMG GT4	2:20.692	12	24	2.111	0.801	139.47
5	199	Team iRace.Win (TPE) Keo CHANG (TPE) / Joe CHI (TPE)	Mercedes-AMG GT4	2:21.193	3	24	2.612	0.501	138.98
6	77	Craft-Bamboo Racing (HKG) Jean-Marc MERLIN (FRA) / Douglas KHOO (MYS)	Mercedes-AMG GT4	2:24.890	5	17	6.309	3.697	135.43

Weather / Track : Bright / Dry

These results are provisional until the conclusion of any judicial and technical matters.

Shanghai

Circuit Length = 5.451 km

Start: 13:40 Flag 14:40 End: 14:44

Race Director : Ravin

Steward :

Timekeeper :

Blancpain GT World Challenge Asia

FREE PRACTICE - BEST SECTORS

SECTOR 1			SECTOR 2			SECTOR 3			IDEAL / BEST COMPARISON						
POS	NO	NAME	TIME	NO	NAME	TIME	NO	NAME	TIME	POS	NO	NAME	IDEAL	BEST	DIFF
													PERFECT LAP	2:06.066	
1	918	Panther/AAS Motors	43.075	88	Craft-Bamboo Racir	46.152	75	T2 Motorsports	36.839	1	918	Panther/AAS Motors	2:06.329	2:06.329	0.000
2	910	JRM	43.135	918	Panther/AAS Motors	46.177	17	Anstone Racing	37.012	2	88	Craft-Bamboo Racing	2:06.713	2:07.139	0.426
3	61	ABSSA Motorsport	43.248	13	Audi Sport Asia Tea	46.397	8	ARN Racing	37.030	3	13	Audi Sport Asia Team	2:06.921	2:06.930	0.009
4	13	Audi Sport Asia Tea	43.293	888	Triple Eight Race Er	46.428	918	Panther/AAS Motors	37.077	4	61	ABSSA Motorsport	2:06.961	2:07.271	0.310
5	88	Craft-Bamboo Racir	43.365	17	Anstone Racing	46.605	911	Absolute Racing	37.091	5	910	JRM	2:07.086	2:07.290	0.204
6	888	Triple Eight Race Er	43.426	61	ABSSA Motorsport	46.610	61	ABSSA Motorsport	37.103	6	17	Anstone Racing	2:07.121	2:07.213	0.092
7	17	Anstone Racing	43.504	910	JRM	46.706	88	Craft-Bamboo Racir	37.196	7	888	Triple Eight Race Eng	2:07.279	2:07.658	0.379
8	75	T2 Motorsports	43.537	4	Zun Motorsport Crev	46.709	27	HubAuto Corsa	37.214	8	8	ARN Racing	2:07.427	2:07.862	0.435
9	12	Audi Sport Asia Tea	43.558	12	Audi Sport Asia Tea	46.711	13	Audi Sport Asia Tea	37.231	9	12	Audi Sport Asia Team	2:07.591	2:07.991	0.400
10	5	Phantom Pro Racing	43.576	5	Phantom Pro Racing	46.722	910	JRM	37.245	10	75	T2 Motorsports	2:07.613	2:07.673	0.060
11	4	Zun Motorsport Crev	43.595	8	ARN Racing	46.722	666	Vincenzo Sospiri Ra	37.259	11	55	Craft-Bamboo Racing	2:07.699	2:07.851	0.152
12	55	Craft-Bamboo Racir	43.615	55	Craft-Bamboo Racir	46.776	999	Audi Sport Asia Tea	37.300	12	5	Phantom Pro Racing	2:07.718	2:07.845	0.127
13	8	ARN Racing	43.675	666	Vincenzo Sospiri Ra	46.807	55	Craft-Bamboo Racir	37.308	13	666	Vincenzo Sospiri Raci	2:07.821	2:08.027	0.206
14	27	HubAuto Corsa	43.683	99	Craft-Bamboo Racir	46.931	12	Audi Sport Asia Tea	37.322	14	4	Zun Motorsport Crew	2:07.827	2:08.219	0.392
15	99	Craft-Bamboo Racir	43.687	27	HubAuto Corsa	47.139	912	Absolute Racing	37.348	15	27	HubAuto Corsa	2:08.036	2:08.089	0.053
16	666	Vincenzo Sospiri Ra	43.755	97	Solite Indigo Racing	47.215	5	Phantom Pro Racing	37.420	16	99	Craft-Bamboo Racing	2:08.179	2:08.208	0.029
17	999	Audi Sport Asia Tea	43.768	75	T2 Motorsports	47.237	888	Triple Eight Race Er	37.425	17	911	Absolute Racing	2:08.299	2:08.943	0.644
18	911	Absolute Racing	43.837	912	Absolute Racing	47.301	4	Zun Motorsport Crev	37.523	18	999	Audi Sport Asia Team	2:08.375	2:08.485	0.110
19	912	Absolute Racing	43.999	999	Audi Sport Asia Tea	47.307	99	Craft-Bamboo Racir	37.561	19	912	Absolute Racing	2:08.648	2:08.709	0.061
20	97	Solite Indigo Racing	44.132	51	AMAC Motorsport	47.308	97	Solite Indigo Racing	37.562	20	97	Solite Indigo Racing	2:08.909	2:09.187	0.278
21	66	Team iRace.Win	44.202	911	Absolute Racing	47.371	51	AMAC Motorsport	37.686	21	51	AMAC Motorsport	2:09.250	2:09.684	0.434
22	51	AMAC Motorsport	44.256	66	Team iRace.Win	47.605	66	Team iRace.Win	37.724	22	66	Team iRace.Win	2:09.531	2:09.546	0.015
23	7	Zun Motorsport Crev	44.758	7	Zun Motorsport Crev	48.910	7	Zun Motorsport Crev	38.201	23	7	Zun Motorsport Crew	2:11.869	2:12.564	0.695
24	111	Team iRace.Win	47.050	111	Team iRace.Win	50.857	82	BMW Team Studie	40.476	24	111	Team iRace.Win	2:18.548	2:18.581	0.033
25	81	BMW Team Studie	47.487	11	GTO Racing with TT	51.230	111	Team iRace.Win	40.641	25	82	BMW Team Studie	2:19.397	2:19.667	0.270
26	82	BMW Team Studie	47.604	82	BMW Team Studie	51.317	81	BMW Team Studie	40.748	26	81	BMW Team Studie	2:19.759	2:19.891	0.132
27	11	GTO Racing with TT	47.858	81	BMW Team Studie	51.524	11	GTO Racing with TT	40.935	27	11	GTO Racing with TTR	2:20.023	2:20.692	0.669
28	199	Team iRace.Win	48.170	199	Team iRace.Win	51.964	199	Team iRace.Win	40.935	28	199	Team iRace.Win	2:21.069	2:21.193	0.124
29	77	Craft-Bamboo Racir	48.891	77	Craft-Bamboo Racir	52.917	77	Craft-Bamboo Racir	42.196	29	77	Craft-Bamboo Racing	2:24.004	2:24.890	0.886

Weather / Track : Bright / Dry

Shanghai

Circuit Length = 5.451 km

Start: 13:40 Flag 14:40 End: 14:44

Results can be found at www.tsl-timing.com

Printed - 14:53 Thursday, 26 September 2019

Blancpain GT World Challenge Asia

FREE PRACTICE - BEST SPEEDS

POS	NO	NAME	VMAX	KPH
1	75	T2 Motorsports		270.6
2	8	ARN Racing		267.9
3	911	Absolute Racing		267.3
4	918	Panther/AAS Motorsport		266.6
5	999	Audi Sport Asia Team TSRT		266.6
6	912	Absolute Racing		266.6
7	12	Audi Sport Asia Team Absolute Racing		266.0
8	13	Audi Sport Asia Team Absolute Racing		265.3
9	88	Craft-Bamboo Racing		265.3
10	17	Anstone Racing		265.3
11	61	ABSSA Motorsport		265.3
12	666	Vincenzo Sospiri Racing		265.3
13	27	HubAuto Corsa		264.7
14	55	Craft-Bamboo Racing		264.0
15	66	Team iRace.Win		264.0
16	51	AMAC Motorsport		264.0
17	910	JRM		263.4
18	97	Solite Indigo Racing		263.4
19	888	Triple Eight Race Engineering Australia		262.7
20	4	Zun Motorsport Crew		262.7
21	99	Craft-Bamboo Racing		261.5
22	5	Phantom Pro Racing		260.8
23	7	Zun Motorsport Crew		258.9
24	81	BMW Team Studie		248.2
25	111	Team iRace.Win		247.1
26	82	BMW Team Studie		246.5
27	11	GTO Racing with TTR		246.5
28	199	Team iRace.Win		246.5
29	77	Craft-Bamboo Racing		241.0

Weather / Track : Bright / Dry

Results can be found at www.tsl-timing.com

Shanghai
Circuit Length = 5.451 km
Start: 13:40 Flag 14:40 End: 14:44

Printed - 14:53 Thursday, 26 September 2019

Blancpain GT World Challenge Asia

FREE PRACTICE - DRIVER STATISTICS

POS	NO	CL	PIC	TEAM / DRIVERS	CAR	LAPS	RACE TIME	%	BEST	ON	KPH
1	918	GT3PA	1	Panther/AAS Motorsport (CHN) Vutthikorn INTHRAPHUVASAK (THA) Alexandre IMPERATORI (CHE)	Porsche 911 GT3 R	22	1:00:54.174				
						10	23:44.344	38.98	2:08.705	22	152.46
						11	31:47.992	52.21	2:06.329	19	155.33
2	13	GT3PA	2	Audi Sport Asia Team Absolute Racing Jingzu SUN (CHN) Congfu CHENG (CHN)	Audi R8 LMS GT3 2019	23	1:00:31.957				
						13	34:44.074	57.38	2:08.532	23	152.67
						9	21:11.649	35.01	2:06.930	17	154.60
3	88	GT3PA	3	Craft-Bamboo Racing (HKG) Jeffrey LEE (TPE) Alessio PICARIELLO (BEL)	Mercedes-AMG GT3	24	1:00:47.423				
						14	33:10.461	54.57	2:08.485	17	152.73
						9	26:17.805	43.26	2:07.139	2	154.34
4	17	GT3PA	4	Anstone Racing (CHN) Xu WEI (CHN) Naoki YOKOMIZO (JPN)	Mercedes-AMG GT3	25	1:01:04.116				
						15	34:50.212	57.05	2:10.354	18	150.54
						9	24:13.373	39.67	2:07.213	25	154.25
5	61	GT3PA	5	ABSSA Motorsport (JPN) Piti BHIROMBHAKDI (THA) Keita SAWA (JPN)	McLaren 720S GT3	23	1:01:39.897				
						11	25:53.848	42.00	2:09.188	19	151.89
						11	29:56.725	48.56	2:07.271	4	154.18
6	910	GT3PA	6	JRM (CHN) Chao LI (CHN) Chris VAN DER DRIFT (NZL)	Porsche 911 GT3 R	22	1:00:06.871				
						11	24:02.815	40.00	2:09.576	19	151.44
						10	25:15.165	42.01	2:07.290	3	154.16
7	888	GT3PA	7	Triple Eight Race Engineering Australia HH Prince Abdul Rahman IBRAHIM (MYS) Shane VAN GISBERGEN (NZL)	Mercedes-AMG GT3	26	1:00:40.278				
						13	30:30.398	50.28	2:11.479	21	149.25
						12	30:09.880	49.72	2:07.658	26	153.72
8	75	GT3PA	8	T2 Motorsports (SGP) David TJIPTOBIANTORO (IDN) Rio HARYANTO (IDN)	Ferrari 488 GT3	20	1:00:46.133				
						8	18:05.326	29.77	2:11.156	17	149.62
						11	28:13.960	46.46	2:07.673	11	153.70
9	5	GT3AM	1	Phantom Pro Racing (CHN) Chris On CHIA (CHN) Wei LU (CHN)	Mercedes-AMG GT3	22	1:00:43.720				
						11	24:20.388	40.08	2:09.383	16	151.67
						10	26:46.267	44.08	2:07.845	8	153.49
10	55	GT3PA	9	Craft-Bamboo Racing (HKG) Daniel AU (SGP) Melvin MOH (MYS)	Mercedes-AMG GT3	24	1:01:15.770				
						11	28:10.709	46.00	2:18.814	15	141.36
						12	33:05.061	54.00	2:07.851	20	153.48
11	8	GT3PA	10	ARN Racing (JPN) Hiroaki NAGAI (JPN) Yuta KAMIMURA (JPN)	Porsche 911 GT3 R	22	59:58.747				
						9	20:14.220	33.74	2:10.138	20	150.79
						12	32:30.042	54.19	2:07.862	4	153.47
12	12	GT3S	1	Audi Sport Asia Team Absolute Racing Weiron TAN (MYS) Martin RUMP (EST)	Audi R8 LMS GT3 2019	20	59:58.451				
						11	38:03.994	63.47	2:09.291	3	151.77
						8	20:13.971	33.74	2:07.991	7	153.32
13	666	GT3PA	11	Vincenzo Sospiri Racing (ITA) Alex AU (HKG) Frederik SCHANDORFF (DNK)	Lamborghini Huracan GT3 EVO	21	1:00:25.004				
						5	12:32.130	20.75	2:11.983	17	148.68
						15	36:39.254	60.67	2:08.027	21	153.27
14	27	GT3S	2	HubAuto Corsa (TPE) Yuya SAKAMOTO (JPN) Marcos GOMES (BRA)	Ferrari 488 GT3	24	1:02:20.231				
						13	29:01.533	46.56	2:10.021	15	150.92
						10	28:20.258	45.46	2:08.089	3	153.20
15	99	GT3S	3	Craft-Bamboo Racing (HKG) Darryl O'YOUNG (HKG) Christina NIELSEN (DNK)	Mercedes-AMG GT3	22	56:00.210				
						10	27:00.716	48.23	2:08.208	20	153.06
						11	26:12.953	46.81	2:10.452	15	150.42
16	4	GT3S	4	Zun Motorsport Crew (CHN) Adderly FONG (HKG) Josh BURDON (AUS)	Mercedes-AMG GT3	19	1:00:07.554				
						9	27:36.176	45.91	2:09.212	9	151.87
						9	27:38.215	45.97	2:08.219	4	153.04
17	999	GT3S	5	Audi Sport Asia Team TSRT (CHN) Weian CHEN (CHN) Rahel FREY (CHE)	Audi R8 LMS GT3 2019	21	1:01:08.132				
						10	26:44.935	43.75	2:08.485	21	152.73
						10	23:35.435	38.59		0	
18	912	GT3S	6	Absolute Racing (CHN) Yuan BO (CHN) Leo Ye HONGLI (CHN)	Porsche 911 GT3 R	23	59:24.080				
						12	26:50.571	45.19	2:09.167	15	151.92
						10	25:34.204	43.05	2:08.709	4	152.46
19	911	GT3S	7	Absolute Racing (CHN) Tanart SATHIENTHIRAKUL (THA) Philip HAMPRECHT (DEU)	Porsche 911 GT3 R	21	1:00:07.730				
						19	48:52.160	81.27	2:08.943	5	152.18
						1	3:46.131	6.27		0	

Shanghai

Circuit Length = 5.451 km

Start: 13:40 Flag 14:40 End: 14:44

Weather / Track : Bright / Dry

Blancpain GT World Challenge Asia

FREE PRACTICE - DRIVER STATISTICS

POS	NO	CL	PIC	TEAM / DRIVERS	CAR	LAPS	RACE TIME	%	BEST	ON	KPH
20	97	GT3S	8	Solite Indigo Racing (KOR)	Mercedes-AMG GT3	23	1:00:45.518				
				8		17:33.625	28.90	2:10.572	18	150.28	
				14		37:12.456	61.24	2:09.187	9	151.90	
21	66	GT3AM	2	Team iRace.Win (TPE)	Mercedes-AMG GT3	22	59:30.384				
				11		24:47.737	41.67	2:09.546	16	151.47	
				10		28:08.092	47.28	2:14.027	8	146.41	
22	51	GT3AM	3	AMAC Motorsport (AUS)	Lamborghini Huracan GT3 EVO	24	1:00:05.047				
				13		34:54.264	58.09	2:14.378	21	146.03	
				10		23:39.182	39.37	2:09.684	12	151.31	
23	7	GT3AM	4	Zun Motorsport Crew (CHN)	Mercedes-AMG GT3	22	58:39.620				
				14		32:38.997	55.66	2:13.852	21	146.60	
				7		20:23.838	34.77	2:12.564	7	148.03	
24	111	GT4AM	1	Team iRace.Win (TPE)	Mercedes-AMG GT4	24	1:00:38.197				
				16		38:35.415	63.64	2:21.805	20	138.38	
				7		22:02.782	36.36	2:18.581	5	141.60	
25	82	GT4AM	2	BMW Team Studie (JPN)	BMW M4 GT4	19	1:00:31.699				
				18		45:25.233	75.04	2:19.667	18	140.50	
26	81	GT4AM	3	BMW Team Studie (JPN)	BMW M4 GT4	19	57:49.336				
				18		46:01.566	79.60	2:19.891	18	140.27	
27	11	GT4AM	4	GTO Racing with TTR (JPN)	Mercedes-AMG GT4	24	1:01:31.967				
				14		33:20.145	54.18	2:20.692	12	139.47	
				9		28:11.822	45.82	2:22.508	3	137.70	
28	199	GT4AM	5	Team iRace.Win (TPE)	Mercedes-AMG GT4	24	1:01:03.856				
				6		18:33.019	30.38	2:21.193	3	138.98	
				17		41:20.705	67.71	2:22.798	13	137.42	
29	77	GT4AM	6	Craft-Bamboo Racing (HKG)	Mercedes-AMG GT4	17	59:07.670				
				8		25:40.247	43.42	2:24.890	5	135.43	
				8		22:18.062	37.72	2:28.514	13	132.13	

Weather / Track : Bright / Dry

Shanghai
 Circuit Length = 5.451 km
 Start: 13:40 Flag 14:40 End: 14:44

Blancpain GT World Challenge Asia

FREE PRACTICE - PIT STOP ANALYSIS

P1	918 GT3PA	Panther/AAS Motorsport	Porsche 911 GT3 R
D1: Vutthikorn INTHRAPHUVASAK	Total Stint: 10 Laps - 23:44.344 (38.98%)		Best Lap: 2:08.705 On Lap 22 @ 152.46 kph
D2: Alexandre IMPERATORI	Total Stint: 11 Laps - 31:47.992 (52.21%)		Best Lap: 2:06.329 On Lap 19 @ 155.33 kph

STOP	IN TIME	DRIVER IN	STINT TIME	STOP TIME	TOTAL STOP TIME	OUT TIME	DRIVER OUT
1 -	13:51:26.740	Alexandre IMPERATORI	10:56.165	5:21.838	5:21.838	13:56:48.578	Alexandre IMPERATORI
2 -	14:03:15.737	Alexandre IMPERATORI	6:27.159	3:51.177	9:13.015	14:07:06.914	Vutthikorn INTHRAPHUVASAK
3 -	14:24:34.581	Vutthikorn INTHRAPHUV.	17:27.667	2:00.040	11:13.055	14:26:34.621	Alexandre IMPERATORI
4 -	14:35:15.373	Alexandre IMPERATORI	8:40.752	1:52.739	13:05.794	14:37:08.112	Vutthikorn INTHRAPHUVASAK
-	Finish	Vutthikorn INTHRAPHU	4:16.637				

P2	13 GT3PA	Audi Sport Asia Team Absolute Racing	Audi R8 LMS GT3 2019
D1: Jingzu SUN	Total Stint: 13 Laps - 34:44.074 (57.38%)		Best Lap: 2:08.532 On Lap 23 @ 152.67 kph
D2: Congfu CHENG	Total Stint: 9 Laps - 21:11.649 (35.01%)		Best Lap: 2:06.930 On Lap 17 @ 154.60 kph

STOP	IN TIME	DRIVER IN	STINT TIME	STOP TIME	TOTAL STOP TIME	OUT TIME	DRIVER OUT
1 -	13:54:27.605	Jingzu SUN	13:25.412	2:51.129	2:51.129	13:57:18.734	Jingzu SUN
2 -	14:03:58.705	Jingzu SUN	6:39.971	3:34.182	6:25.311	14:07:32.887	Congfu CHENG
3 -	14:14:04.342	Congfu CHENG	6:31.455	1:45.105	8:10.416	14:15:49.447	Congfu CHENG
4 -	14:28:59.074	Congfu CHENG	13:09.627	1:30.567	9:40.983	14:30:29.641	Jingzu SUN
-	Finish	Jingzu SUN	11:04.509				

P3	88 GT3PA	Craft-Bamboo Racing	Mercedes-AMG GT3
D1: Jeffrey LEE	Total Stint: 14 Laps - 33:10.461 (54.57%)		Best Lap: 2:08.485 On Lap 17 @ 152.73 kph
D2: Alessio PICARIELLO	Total Stint: 9 Laps - 26:17.805 (43.26%)		Best Lap: 2:07.139 On Lap 2 @ 154.34 kph

STOP	IN TIME	DRIVER IN	STINT TIME	STOP TIME	TOTAL STOP TIME	OUT TIME	DRIVER OUT
1 -	13:51:16.272	Alessio PICARIELLO	10:47.680	4:46.230	4:46.230	13:56:02.502	Jeffrey LEE
2 -	14:11:47.759	Jeffrey LEE	15:45.257	1:19.157	6:05.387	14:13:06.916	Jeffrey LEE
3 -	14:29:05.841	Jeffrey LEE	15:58.925	1:26.279	7:31.666	14:30:32.120	Alessio PICARIELLO
-	Finish	Alessio PICARIELLO	10:43.895				

P4	17 GT3PA	Anstone Racing	Mercedes-AMG GT3
D1: Xu WEI	Total Stint: 15 Laps - 34:50.212 (57.05%)		Best Lap: 2:10.354 On Lap 18 @ 150.54 kph
D2: Naoki YOKOMIZO	Total Stint: 9 Laps - 24:13.373 (39.67%)		Best Lap: 2:07.213 On Lap 25 @ 154.25 kph

STOP	IN TIME	DRIVER IN	STINT TIME	STOP TIME	TOTAL STOP TIME	OUT TIME	DRIVER OUT
1 -	13:50:57.040	Naoki YOKOMIZO	10:55.347	2:30.946	2:30.946	13:53:27.986	Xu WEI
2 -	14:11:13.326	Xu WEI	17:45.340	2:00.531	4:31.477	14:13:13.857	Xu WEI
3 -	14:28:49.152	Xu WEI	15:35.295	1:29.577	6:01.054	14:30:18.729	Naoki YOKOMIZO
-	Finish	Naoki YOKOMIZO	10:47.080				

P5	61 GT3PA	ABSSA Motorsport	McLaren 720S GT3
D1: Piti BHIROMBHAKDI	Total Stint: 11 Laps - 25:53.848 (42%)		Best Lap: 2:09.188 On Lap 19 @ 151.89 kph
D2: Keita SAWA	Total Stint: 11 Laps - 29:56.725 (48.56%)		Best Lap: 2:07.271 On Lap 4 @ 154.18 kph

STOP	IN TIME	DRIVER IN	STINT TIME	STOP TIME	TOTAL STOP TIME	OUT TIME	DRIVER OUT
1 -	13:42:47.598	Keita SAWA	2:24.147	23.855	23.855	13:43:11.453	Keita SAWA
2 -	13:51:50.393	Keita SAWA	8:38.940	3:34.294	3:58.149	13:55:24.687	Keita SAWA
3 -	14:04:26.163	Keita SAWA	9:01.476	3:22.855	7:21.004	14:07:49.018	Piti BHIROMBHAKDI
4 -	14:21:05.808	Piti BHIROMBHAKDI	13:16.790	1:51.175	9:12.179	14:22:56.983	Piti BHIROMBHAKDI
5 -	14:34:04.316	Piti BHIROMBHAKDI	11:07.333	1:29.725	10:41.904	14:35:34.041	Keita SAWA
-	Finish	Keita SAWA	6:29.307				

P6	910 GT3PA	JRM	Porsche 911 GT3 R
D1: Chao LI	Total Stint: 11 Laps - 24:02.815 (40%)		Best Lap: 2:09.576 On Lap 19 @ 151.44 kph
D2: Chris VAN DER DRIFT	Total Stint: 10 Laps - 25:15.165 (42.01%)		Best Lap: 2:07.290 On Lap 3 @ 154.16 kph

STOP	IN TIME	DRIVER IN	STINT TIME	STOP TIME	TOTAL STOP TIME	OUT TIME	DRIVER OUT
1 -	13:51:04.123	Chris VAN DER DRIFT	10:50.083	6:50.178	6:50.178	13:57:54.301	Chris VAN DER DRIFT
2 -	14:06:29.125	Chris VAN DER DRIFT	8:34.824	2:27.040	9:17.218	14:08:56.165	Chris VAN DER DRIFT
3 -	14:13:13.919	Chris VAN DER DRIFT	4:17.754	1:32.504	10:49.722	14:14:46.423	Chao LI
4 -	14:34:30.404	Chao LI	19:43.981	1:31.673	12:21.395	14:36:02.077	Chao LI
-	Finish	Chao LI	4:18.834				

Weather / Track : Bright / Dry

Shanghai
Circuit Length = 5.451 km
Start: 13:40 Flag 14:40 End: 14:44

Blancpain GT World Challenge Asia

FREE PRACTICE - PIT STOP ANALYSIS

STOP	IN TIME	DRIVER IN	STINT TIME	STOP TIME	TOTAL STOP TIME	OUT TIME	DRIVER OUT
P7 888 GT3PA Triple Eight Race Engineering Australia Mercedes-AMG GT3 D1: HH Prince Abdul Rahman IBRU Total Stint: 13 Laps - 30:30.398 (50.28%) Best Lap: 2:11.479 On Lap 21 @ 149.25 kph D2: Shane VAN GISBERGEN Total Stint: 12 Laps - 30:09.880 (49.72%) Best Lap: 2:07.658 On Lap 26 @ 153.72 kph							
1 -	14:00:14.448	Shane VAN GISBERGEN	19:55.776	1:28.749	1:28.749	14:01:43.197	HH Prince Abdul Rahman IBRAHIM
2 -	14:30:40.678	HH Prince Abdul Rahman	28:57.481	1:32.917	3:01.666	14:32:13.595	Shane VAN GISBERGEN
-	Finish	Shane VAN GISBERGE	8:45.355				
P8 75 GT3PA T2 Motorsports Ferrari 488 GT3 D1: David TJIPTOBIANTORO Total Stint: 8 Laps - 18:05.326 (29.77%) Best Lap: 2:11.156 On Lap 17 @ 149.62 kph D2: Rio HARYANTO Total Stint: 11 Laps - 28:13.960 (46.46%) Best Lap: 2:07.673 On Lap 11 @ 153.70 kph							
1 -	13:42:44.635	Rio HARYANTO	2:24.533	1:16.991	1:16.991	13:44:01.626	Rio HARYANTO
2 -	13:50:41.895	Rio HARYANTO	6:40.269	5:42.080	6:59.071	13:56:23.975	Rio HARYANTO
3 -	14:02:56.053	Rio HARYANTO	6:32.078	5:04.645	12:03.716	14:08:00.698	Rio HARYANTO
4 -	14:10:12.756	Rio HARYANTO	2:12.058	2:23.131	14:26.847	14:12:35.887	Rio HARYANTO
5 -	14:21:14.968	Rio HARYANTO	8:39.081	1:45.941	16:12.788	14:23:00.909	David TJIPTOBIANTORO
6 -	14:41:03.801	David TJIPTOBIANTORC					
P9 5 GT3AM Phantom Pro Racing Mercedes-AMG GT3 D1: Chris On CHIA Total Stint: 11 Laps - 24:20.388 (40.08%) Best Lap: 2:09.383 On Lap 16 @ 151.67 kph D2: Wei LU Total Stint: 10 Laps - 26:46.267 (44.08%) Best Lap: 2:07.845 On Lap 8 @ 153.49 kph							
1 -	13:45:41.414	Wei LU	5:03.662	2:51.330	2:51.330	13:48:32.744	Wei LU
2 -	14:03:49.954	Wei LU	15:17.210	5:07.805	7:59.135	14:08:57.759	Wei LU
3 -	14:13:26.745	Wei LU	4:28.986	1:56.409	9:55.544	14:15:23.154	Chris On CHIA
4 -	14:30:44.832	Chris On CHIA	15:21.678	1:37.930	11:33.474	14:32:22.762	Chris On CHIA
5 -	14:41:18.643	Chris On CHIA					
P10 55 GT3PA Craft-Bamboo Racing Mercedes-AMG GT3 D1: Daniel AU Total Stint: 11 Laps - 28:10.709 (46%) Best Lap: 2:18.814 On Lap 15 @ 141.36 kph D2: Melvin MOH Total Stint: 12 Laps - 33:05.061 (54%) Best Lap: 2:07.851 On Lap 20 @ 153.48 kph							
1 -	13:53:50.114	Melvin MOH	13:37.634	4:28.607	4:28.607	13:58:18.721	Daniel AU
2 -	14:24:57.574	Daniel AU	26:38.853	1:31.856	6:00.463	14:26:29.430	Melvin MOH
-	Finish	Melvin MOH	14:58.820				
P11 8 GT3PA ARN Racing Porsche 911 GT3 R D1: Hiroaki NAGAI Total Stint: 9 Laps - 20:14.220 (33.74%) Best Lap: 2:10.138 On Lap 20 @ 150.79 kph D2: Yuta KAMIMURA Total Stint: 12 Laps - 32:30.042 (54.19%) Best Lap: 2:07.862 On Lap 4 @ 153.47 kph							
1 -	13:53:14.353	Yuta KAMIMURA	13:03.616	3:02.788	3:02.788	13:56:17.141	Yuta KAMIMURA
2 -	14:04:59.113	Yuta KAMIMURA	8:41.972	2:39.876	5:42.664	14:07:38.989	Yuta KAMIMURA
3 -	14:14:10.882	Yuta KAMIMURA	6:31.893	4:12.561	9:55.225	14:18:23.443	Hiroaki NAGAI
4 -	14:29:55.567	Hiroaki NAGAI	11:32.124	1:31.821	11:27.046	14:31:27.388	Hiroaki NAGAI
-	Finish	Hiroaki NAGAI	8:42.096				
P12 12 GT3S Audi Sport Asia Team Absolute Racing Audi R8 LMS GT3 2019 D1: Weiron TAN Total Stint: 11 Laps - 38:03.994 (63.47%) Best Lap: 2:09.291 On Lap 3 @ 151.77 kph D2: Martin RUMP Total Stint: 8 Laps - 20:13.971 (33.74%) Best Lap: 2:07.991 On Lap 7 @ 153.32 kph							
1 -	13:49:52.823	Weiron TAN	8:59.521	10:10.450	10:10.450	14:00:03.273	Martin RUMP
2 -	14:08:40.437	Martin RUMP	8:37.164	1:31.147	11:41.597	14:10:11.584	Weiron TAN
3 -	14:16:45.312	Weiron TAN	6:33.728	1:40.486	13:22.083	14:18:25.798	Weiron TAN
4 -	14:22:46.353	Weiron TAN	4:20.555	1:31.788	14:53.871	14:24:18.141	Martin RUMP
5 -	14:32:53.959	Martin RUMP	8:35.818	1:29.842	16:23.713	14:34:23.801	Weiron TAN
-	Finish	Weiron TAN	6:27.952				
P13 666 GT3PA Vincenzo Sospiri Racing Lamborghini Huracan GT3 EVO D1: Alex AU Total Stint: 5 Laps - 12:32.130 (20.75%) Best Lap: 2:11.983 On Lap 17 @ 148.68 kph D2: Frederik SCHANDORFF Total Stint: 15 Laps - 36:39.254 (60.67%) Best Lap: 2:08.027 On Lap 21 @ 153.27 kph							
STOP	IN TIME	DRIVER IN	STINT TIME	STOP TIME	TOTAL STOP TIME	OUT TIME	DRIVER OUT

Weather / Track : Bright / Dry

Shanghai
 Circuit Length = 5.451 km
 Start: 13:40 Flag 14:40 End: 14:44

Blancpain GT World Challenge Asia

FREE PRACTICE - PIT STOP ANALYSIS

1 -	13:42:42.688	Frederik SCHANDORFF	2:26.853	2:28.747	2:28.747	13:45:11.435	Frederik SCHANDORFF
2 -	14:00:19.096	Frederik SCHANDORFF	15:07.661	4:40.432	7:09.179	14:04:59.528	Frederik SCHANDORFF
3 -	14:15:52.852	Frederik SCHANDORFF	10:53.324	1:37.340	8:46.519	14:17:30.192	Alex AU
4 -	14:22:05.067	Alex AU	4:34.875	4:04.441	12:50.960	14:26:09.508	Alex AU
5 -	14:32:48.019	Alex AU	6:38.511	1:18.744	14:09.704	14:34:06.763	Frederik SCHANDORFF
-	Finish	Frederik SCHANDORFF	6:34.076				

P14 27 GT3S		HubAuto Corsa		Ferrari 488 GT3			
D1: Yuya SAKAMOTO	Total Stint: 13 Laps - 29:01.533 (46.56%)			Best Lap: 2:10.021 On Lap 15 @ 150.92 kph			
D2: Marcos GOMES	Total Stint: 10 Laps - 28:20.258 (45.46%)			Best Lap: 2:08.089 On Lap 3 @ 153.20 kph			

STOP	IN TIME	DRIVER IN	STINT TIME	STOP TIME	TOTAL STOP TIME	OUT TIME	DRIVER OUT
1 -	13:53:26.015	Marcos GOMES	13:23.625	1:55.242	1:55.242	13:55:21.257	Marcos GOMES
2 -	14:06:21.391	Marcos GOMES	11:00.134	3:56.499	5:51.741	14:10:17.890	Yuya SAKAMOTO
3 -	14:12:39.834	Yuya SAKAMOTO	2:21.944	1:32.144	7:23.885	14:14:11.978	Yuya SAKAMOTO
4 -	14:27:17.947	Yuya SAKAMOTO	13:05.969	1:31.054	8:54.939	14:28:49.001	Yuya SAKAMOTO
5 -	14:42:20.179	Yuya SAKAMOTO					

P15 99 GT3S		Craft-Bamboo Racing		Mercedes-AMG GT3			
D1: Darryl O'YOUNG	Total Stint: 10 Laps - 27:00.716 (48.23%)			Best Lap: 2:08.208 On Lap 20 @ 153.06 kph			
D2: Christina NIELSEN	Total Stint: 11 Laps - 26:12.953 (46.81%)			Best Lap: 2:10.452 On Lap 15 @ 150.42 kph			

STOP	IN TIME	DRIVER IN	STINT TIME	STOP TIME	TOTAL STOP TIME	OUT TIME	DRIVER OUT
1 -	13:53:26.686	Darryl O'YOUNG	13:18.842	2:46.675	2:46.675	13:56:13.361	Christina NIELSEN
2 -	14:09:42.354	Christina NIELSEN	13:28.993	2:43.713	5:30.388	14:12:26.067	Christina NIELSEN
3 -	14:23:29.320	Christina NIELSEN	11:03.253	1:40.707	7:11.095	14:25:10.027	Darryl O'YOUNG
4 -	14:36:05.226	Darryl O'YOUNG					

P16 4 GT3S		Zun Motorsport Crew		Mercedes-AMG GT3			
D1: Adderly FONG	Total Stint: 9 Laps - 27:36.176 (45.91%)			Best Lap: 2:09.212 On Lap 9 @ 151.87 kph			
D2: Josh BURDON	Total Stint: 9 Laps - 27:38.215 (45.97%)			Best Lap: 2:08.219 On Lap 4 @ 153.04 kph			

STOP	IN TIME	DRIVER IN	STINT TIME	STOP TIME	TOTAL STOP TIME	OUT TIME	DRIVER OUT
1 -	13:43:10.144	Josh BURDON	2:26.980	1:36.784	1:36.784	13:44:46.928	Josh BURDON
2 -	13:55:39.558	Josh BURDON	10:52.630	3:22.587	4:59.371	13:59:02.145	Adderly FONG
3 -	14:09:52.385	Adderly FONG	10:50.240	7:48.126	12:47.497	14:17:40.511	Josh BURDON
4 -	14:20:06.892	Josh BURDON	2:26.381	1:38.613	14:26.110	14:21:45.505	Josh BURDON
5 -	14:28:18.484	Josh BURDON	6:32.979	1:56.658	16:22.768	14:30:15.142	Adderly FONG
6 -	14:36:56.672	Adderly FONG	6:41.530	1:37.766	18:00.534	14:38:34.438	Adderly FONG
7 -	14:40:48.252	Adderly FONG					

P17 999 GT3S		Audi Sport Asia Team TSRT		Audi R8 LMS GT3 2019			
D1: Weian CHEN	Total Stint: 10 Laps - 26:44.935 (43.75%)			Best Lap: 2:08.485 On Lap 21 @ 152.73 kph			
D2: Rahel FREY	Total Stint: 10 Laps - 23:35.435 (38.59%)						

STOP	IN TIME	DRIVER IN	STINT TIME	STOP TIME	TOTAL STOP TIME	OUT TIME	DRIVER OUT
1 -	13:49:50.910	Weian CHEN	9:29.597	3:26.882	3:26.882	13:53:17.792	Weian CHEN
2 -	13:58:05.349	Weian CHEN	4:47.557	1:37.235	5:04.117	13:59:42.584	Rahel FREY
3 -	14:04:13.321	Rahel FREY	4:30.737	1:21.676	6:25.793	14:05:34.997	Rahel FREY
4 -	14:10:00.674	Rahel FREY	4:25.677	1:47.969	8:13.762	14:11:48.643	Rahel FREY
5 -	14:16:14.249	Rahel FREY	4:25.606	1:06.558	9:20.320	14:17:20.807	Rahel FREY
6 -	14:21:46.826	Rahel FREY	4:26.019	1:42.216	11:02.536	14:23:29.042	Rahel FREY
7 -	14:27:55.173	Rahel FREY	4:26.131	1:21.265	12:23.801	14:29:16.438	Weian CHEN
8 -	14:33:41.535	Weian CHEN	4:25.097	1:22.461	13:46.262	14:35:03.996	Weian CHEN
-	Finish	Weian CHEN	6:25.449				

P18 912 GT3S		Absolute Racing		Porsche 911 GT3 R			
D1: Yuan BO	Total Stint: 12 Laps - 26:50.571 (45.19%)			Best Lap: 2:09.167 On Lap 15 @ 151.92 kph			
D2: Leo Ye HONGLI	Total Stint: 10 Laps - 25:34.204 (43.05%)			Best Lap: 2:08.709 On Lap 4 @ 152.46 kph			

STOP	IN TIME	DRIVER IN	STINT TIME	STOP TIME	TOTAL STOP TIME	OUT TIME	DRIVER OUT
1 -	13:42:59.984	Leo Ye HONGLI	2:18.258	1:36.308	1:36.308	13:44:36.292	Leo Ye HONGLI
2 -	13:55:24.881	Leo Ye HONGLI	10:48.589	2:22.405	3:58.713	13:57:47.286	Leo Ye HONGLI
3 -	14:08:39.506	Leo Ye HONGLI	10:52.220	1:35.137	5:33.850	14:10:14.643	Yuan BO
4 -	14:23:35.980	Yuan BO	13:21.337	3:00.592	8:34.442	14:26:36.572	Yuan BO
-	Finish	Yuan BO	13:29.234				

Weather / Track : Bright / Dry

Shanghai

Circuit Length = 5.451 km

Start: 13:40 Flag 14:40 End: 14:44

Blancpain GT World Challenge Asia

FREE PRACTICE - PIT STOP ANALYSIS

STOP	IN TIME	DRIVER IN	STINT TIME	STOP TIME	TOTAL STOP TIME	OUT TIME	DRIVER OUT
P19 911 GT3S Absolute Racing Porsche 911 GT3 R D1: Tanart SATHIENTHIRAKUL Total Stint: 19 Laps - 48:52.160 (81.27%) Best Lap: 2:08.943 On Lap 5 @ 152.18 kph D2: Philip HAMPRECHT Total Stint: 1 Laps - 3:46.131 (6.27%)							
1 -	13:43:43.574	Tanart SATHIENTHIRAKI	2:32.868	1:32.078	1:32.078	13:45:15.652	Tanart SATHIENTHIRAKUL
2 -	13:56:18.429	Tanart SATHIENTHIRAKI	11:02.777	2:49.439	4:21.517	13:59:07.868	Tanart SATHIENTHIRAKUL
3 -	14:07:56.552	Tanart SATHIENTHIRAKI	8:48.684	4:43.360	9:04.877	14:12:39.912	Philip HAMPRECHT
4 -	14:14:55.729	Philip HAMPRECHT	2:15.817	1:30.314	10:35.191	14:16:26.043	Tanart SATHIENTHIRAKUL
5 -	14:27:13.722	Tanart SATHIENTHIRAKI	10:47.679	3:07.922	13:43.113	14:30:21.644	Tanart SATHIENTHIRAKUL
6 -	14:41:15.967	Tanart SATHIENTHIRAKI					
P20 97 GT3S Solite Indigo Racing Mercedes-AMG GT3 D1: Roelof BRUINS Total Stint: 8 Laps - 17:33.625 (28.9%) Best Lap: 2:10.572 On Lap 18 @ 150.28 kph D2: Manuel METZGER Total Stint: 14 Laps - 37:12.456 (61.24%) Best Lap: 2:09.187 On Lap 9 @ 151.90 kph							
1 -	13:55:09.448	Manuel METZGER	14:52.181	1:43.909	1:43.909	13:56:53.357	Manuel METZGER
2 -	14:07:43.687	Manuel METZGER	10:50.330	2:26.339	4:10.248	14:10:10.026	Manuel METZGER
3 -	14:18:51.813	Manuel METZGER	8:41.787	2:48.158	6:58.406	14:21:39.971	Roelof BRUINS
4 -	14:30:26.882	Roelof BRUINS	8:46.911	1:49.189	8:47.595	14:32:16.071	Roelof BRUINS
-	Finish	Roelof BRUINS	8:46.714				
P21 66 GT3AM Team iRace.Win Mercedes-AMG GT3 D1: Heng MIN Total Stint: 11 Laps - 24:47.737 (41.67%) Best Lap: 2:09.546 On Lap 16 @ 151.47 kph D2: Nan LIN Total Stint: 10 Laps - 28:08.092 (47.28%) Best Lap: 2:14.027 On Lap 8 @ 146.41 kph							
1 -	13:43:36.371	Nan LIN	2:56.371	2:36.995	2:36.995	13:46:13.366	Nan LIN
2 -	13:58:19.204	Nan LIN	12:05.838	1:53.204	4:30.199	14:00:12.408	Nan LIN
3 -	14:11:30.634	Nan LIN	11:18.226	1:47.657	6:17.856	14:13:18.291	Heng MIN
4 -	14:26:48.855	Heng MIN	13:30.564	2:04.356	8:22.212	14:28:53.211	Heng MIN
5 -	14:40:07.966	Heng MIN					
P22 51 GT3AM AMAC Motorsport Lamborghini Huracan GT3 EVO D1: Andrew MACPHERSON Total Stint: 13 Laps - 34:54.264 (58.09%) Best Lap: 2:14.378 On Lap 21 @ 146.03 kph D2: William Ben PORTER Total Stint: 10 Laps - 23:39.182 (39.37%) Best Lap: 2:09.684 On Lap 12 @ 151.31 kph							
1 -	13:59:06.967	Andrew MACPHERSON	18:41.479	2:26.758	2:26.758	14:01:33.725	William Ben PORTER
2 -	14:12:36.911	William Ben PORTER	11:03.186	1:31.601	3:58.359	14:14:08.512	William Ben PORTER
3 -	14:25:03.907	William Ben PORTER	10:55.395	1:40.601	5:38.960	14:26:44.508	Andrew MACPHERSON
4 -	14:40:27.890	Andrew MACPHERSON					
P23 7 GT3AM Zun Motorsport Crew Mercedes-AMG GT3 D1: Yi Ming LIN Total Stint: 14 Laps - 32:38.997 (55.66%) Best Lap: 2:13.852 On Lap 21 @ 146.60 kph D2: Ka Chun MA Total Stint: 7 Laps - 20:23.838 (34.77%) Best Lap: 2:12.564 On Lap 7 @ 148.03 kph							
1 -	13:49:11.814	Ka Chun MA	7:18.393	1:39.717	1:39.717	13:50:51.531	Ka Chun MA
2 -	14:02:04.710	Ka Chun MA	11:13.179	1:52.266	3:31.983	14:03:56.976	Yi Ming LIN
3 -	14:08:42.610	Yi Ming LIN	4:45.634	2:27.346	5:59.329	14:11:09.956	Yi Ming LIN
4 -	14:29:53.188	Yi Ming LIN	18:43.232	1:29.722	7:29.051	14:31:22.910	Yi Ming LIN
5 -	14:40:30.107	Yi Ming LIN					
P24 111 GT4AM Team iRace.Win Mercedes-AMG GT4 D1: Setiawan SANTOSO Total Stint: 16 Laps - 38:35.415 (63.64%) Best Lap: 2:21.805 On Lap 20 @ 138.38 kph D2: Ringo CHONG Total Stint: 7 Laps - 22:02.782 (36.36%) Best Lap: 2:18.581 On Lap 5 @ 141.60 kph							
1 -	14:01:25.276	Ringo CHONG	20:04.132	1:58.650	1:58.650	14:03:23.926	Setiawan SANTOSO
2 -	14:41:56.598	Setiawan SANTOSO					
P25 82 GT4AM BMW Team Studie BMW M4 GT4 D1: Sunako JUKUCHOU Total Stint: 18 Laps - 45:25.233 (75.04%) Best Lap: 2:19.667 On Lap 18 @ 140.50 kph							
1 -	13:45:22.363	Sunako JUKUCHOU	4:55.073	1:52.469	1:52.469	13:47:14.832	Sunako JUKUCHOU

Weather / Track : Bright / Dry

Shanghai
 Circuit Length = 5.451 km
 Start: 13:40 Flag 14:40 End: 14:44

Blancpain GT World Challenge Asia

FREE PRACTICE - PIT STOP ANALYSIS

2 -	14:01:27.882	Sunako JUKUCHOU	14:13.050	7:03.035	8:55.504	14:08:30.917	Sunako JUKUCHOU
3 -	14:15:43.847	Sunako JUKUCHOU	7:12.930	2:55.148	11:50.652	14:18:38.995	Sunako JUKUCHOU
4 -	14:30:34.935	Sunako JUKUCHOU	11:55.940	3:15.814	15:06.466	14:33:50.749	Sunako JUKUCHOU
5 -	14:40:56.562	Sunako JUKUCHOU					

P26 81 GT4AM BMW Team Studie		BMW M4 GT4					
D1: Takayuki KINOSHITA		Total Stint: 18 Laps - 46:01.566 (79.6%)					
D2: Tony FONG		Best Lap: 2:19.891 On Lap 18 @ 140.27 kph					
STOP	IN TIME	DRIVER IN	STINT TIME	STOP TIME	TOTAL STOP TIME	OUT TIME	DRIVER OUT
1 -	13:43:21.321	Takayuki KINOSHITA	2:32.491	1:52.455	1:52.455	13:45:13.776	Takayuki KINOSHITA
2 -	13:57:10.998	Takayuki KINOSHITA	11:57.222	1:46.616	3:39.071	13:58:57.614	Takayuki KINOSHITA
3 -	14:06:17.029	Takayuki KINOSHITA	7:19.415	2:51.087	6:30.158	14:09:08.116	Takayuki KINOSHITA
4 -	14:11:39.473	Takayuki KINOSHITA	2:31.357	2:10.401	8:40.559	14:13:49.874	Takayuki KINOSHITA
5 -	14:25:52.483	Takayuki KINOSHITA	12:02.609	1:37.570	10:18.129	14:27:30.053	Takayuki KINOSHITA
6 -	14:29:58.612	Takayuki KINOSHITA	2:28.559	1:26.868	11:44.997	14:31:25.480	Takayuki KINOSHITA
7 -	14:38:35.393	Takayuki KINOSHITA					

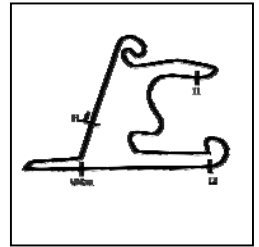
P27 11 GT4AM GTO Racing with TTR		Mercedes-AMG GT4					
D1: Brian LEE		Total Stint: 14 Laps - 33:20.145 (54.18%)					
D2: Tony FONG		Total Stint: 9 Laps - 28:11.822 (45.82%)					
		Best Lap: 2:20.692 On Lap 12 @ 139.47 kph					
		Best Lap: 2:22.508 On Lap 3 @ 137.70 kph					
STOP	IN TIME	DRIVER IN	STINT TIME	STOP TIME	TOTAL STOP TIME	OUT TIME	DRIVER OUT
1 -	14:06:10.027	Tony FONG	25:12.055	2:59.767	2:59.767	14:09:09.794	Brian LEE
2 -	14:42:27.102	Brian LEE					

P28 199 GT4AM Team iRace.Win		Mercedes-AMG GT4					
D1: Keo CHANG		Total Stint: 6 Laps - 18:33.019 (30.38%)					
D2: Joe CHI		Total Stint: 17 Laps - 41:20.705 (67.71%)					
		Best Lap: 2:21.193 On Lap 3 @ 138.98 kph					
		Best Lap: 2:22.798 On Lap 13 @ 137.42 kph					
STOP	IN TIME	DRIVER IN	STINT TIME	STOP TIME	TOTAL STOP TIME	OUT TIME	DRIVER OUT
1 -	13:57:59.319	Keo CHANG	16:58.799	1:34.220	1:34.220	13:59:33.539	Joe CHI
2 -	14:23:43.627	Joe CHI	24:10.088	1:10.132	2:44.352	14:24:53.759	Joe CHI
3 -	14:42:01.901	Joe CHI					

P29 77 GT4AM Craft-Bamboo Racing		Mercedes-AMG GT4					
D1: Jean-Marc MERLIN		Total Stint: 8 Laps - 25:40.247 (43.42%)					
D2: Douglas KHOO		Total Stint: 8 Laps - 22:18.062 (37.72%)					
		Best Lap: 2:24.890 On Lap 5 @ 135.43 kph					
		Best Lap: 2:28.514 On Lap 13 @ 132.13 kph					
STOP	IN TIME	DRIVER IN	STINT TIME	STOP TIME	TOTAL STOP TIME	OUT TIME	DRIVER OUT
1 -	13:43:51.280	Jean-Marc MERLIN	3:17.841	11:06.904	11:06.904	13:54:58.184	Jean-Marc MERLIN
2 -	14:07:09.739	Jean-Marc MERLIN	12:11.555	2:43.267	13:50.171	14:09:53.006	Douglas KHOO
3 -	14:30:13.868	Douglas KHOO	20:20.862	1:57.200	15:47.371	14:32:11.068	Jean-Marc MERLIN
4 -	14:39:38.652	Jean-Marc MERLIN					

Blancpain GT World Challenge Asia

FREE PRACTICE - SECTOR ANALYSIS



SECTOR 1 = FL to I1, SECTOR 2 = I1 to I2 SECTOR 3 = I2 to I3, SECTOR 4 = I3 to FL, DIFF = Difference To Personal Best Lap, P = Crossed Finish Line in Pit Lane, D = Time Disallowed

P1 918 GT3PA Panther/AAS Motorsport				Porsche 911 GT3 R				
IDEAL LAP TIME : 2:06.329		BEST LAP TIME : 2:06.329		DIFFERENCE : 0.000				
D1: Vutthikorn INTHRAPHUVA		D2: Alexandre IMPERATORI						
LAP	SECTOR 1	SECTOR 2	SECTOR 3	SPEED TRAP	LAP TIME	KPH	DIFF	TIME OF DAY
1 - D2	OUTLAP	50.251	39.126	263.4				13:42:46.049
2 - D2	43.740	46.860	37.407	262.7	2:08.007 (3)	153.30	1.678	13:44:54.056
3 - D2	43.611	47.317	42.425	142.8	2:13.353	147.15	7.024	13:47:07.409
4 - D2	43.414	47.169	37.560	264.0	2:08.143	153.13	1.814	13:49:15.552
5 - D2	43.727	46.707	IN PIT	262.1	2:13.644 P	146.83	7.315	13:51:29.196
6 - D2	OUTLAP	48.367	37.472	260.8	7:26.816	43.91	5:20.487	13:58:56.012
7 - D2	43.953	47.300	37.375	264.0	2:08.628	152.56	2.299	14:01:04.640
8 - D2	43.480	47.028	IN PIT	264.0	2:13.572 P	146.91	7.243	14:03:18.212
9 - D1	OUTLAP	48.209	37.888	258.9	5:57.531	54.88	3:51.202	14:09:15.743
10 - D1	44.976	48.974	38.168	258.3	2:12.118	148.53	5.789	14:11:27.861
11 - D1	44.758	47.322	37.724	261.5	2:09.804	151.17	3.475	14:13:37.665
12 - D1	44.334	47.898	37.777	262.1	2:10.009	150.94	3.680	14:15:47.674
13 - D1	44.220	48.667	37.751	262.1	2:10.638	150.21	4.309	14:17:58.312
14 - D1	44.419	47.610	38.058	262.1	2:10.087	150.84	3.758	14:20:08.399
15 - D1	44.383	47.854	38.060	260.2	2:10.297	150.60	3.968	14:22:18.696
16 - D1	45.277	48.274	IN PIT	259.6	2:18.331 P	141.85	12.002	14:24:37.027
17 - D2	OUTLAP	49.470	39.045	257.1	4:12.914	77.59	2:06.585	14:28:49.941
18 - D2	43.400	46.670	37.201	265.3	2:07.271 (2)	154.18	0.942	14:30:57.212
19 - D2	43.075	46.177	37.077	259.6	2:06.329 (1)	155.33		14:33:03.541
20 - D2	43.702	47.301	IN PIT	266.6	2:14.341 P	146.07	8.012	14:35:17.882
21 - D1	OUTLAP	47.436	37.724	262.1	3:58.162	82.39	1:51.833	14:39:16.044
22 - D1	44.092	47.280	37.333	262.1	2:08.705	152.46	2.376	14:41:24.749

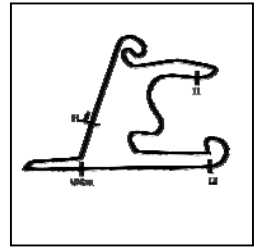
P2 13 GT3PA Audi Sport Asia Team Absolute Racing				Audi R8 LMS GT3 2019				
IDEAL LAP TIME : 2:06.921		BEST LAP TIME : 2:06.930		DIFFERENCE : 0.009				
D1: Jingzu SUN		D2: Congfu CHENG						
LAP	SECTOR 1	SECTOR 2	SECTOR 3	SPEED TRAP	LAP TIME	KPH	DIFF	TIME OF DAY
1 - D1	OUTLAP	51.125	38.998	257.7				13:43:24.381
2 - D1	45.438	49.701	38.110	259.6	2:13.249	147.27	6.319	13:45:37.630
3 - D1	44.629	48.013	38.016	260.8	2:10.658	150.19	3.728	13:47:48.288
4 - D1	44.276	47.793	37.913	262.7	2:09.982	150.97	3.052	13:49:58.270
5 - D1	44.265	48.219	37.765	261.5	2:10.249	150.66	3.319	13:52:08.519
6 - D1	46.316	50.743	IN PIT	260.8	2:21.575 P	138.60	14.645	13:54:30.094
7 - D1	OUTLAP	49.652	38.005	261.5	5:00.292	65.34	2:53.362	13:59:30.386
8 - D1	44.435	51.587	37.847	259.6	2:13.869	146.58	6.939	14:01:44.255
9 - D1	44.533	48.379	IN PIT	260.8	2:16.947 P	143.29	10.017	14:04:01.202
10 - D2	OUTLAP	47.969	37.848	262.7	5:39.938	57.72	3:33.008	14:09:41.140
11 - D2	44.171	47.339	37.694	262.1	2:09.204	151.88	2.274	14:11:50.344
12 - D2	43.671	47.542	IN PIT	264.0	2:16.485 P	143.77	9.555	14:14:06.829
13 - D2	OUTLAP	48.917	48.115	150.6	4:05.708	79.86	1:58.778	14:18:12.537
14 - D2	43.631	47.123	37.552	261.5	2:08.306 (3)	152.94	1.376	14:20:20.843
15 - D2	43.682	47.693	38.178	263.4	2:09.553	151.47	2.623	14:22:30.396
16 - D2	43.512	46.759	37.231	262.1	2:07.502 (2)	153.90	0.572	14:24:37.898
17 - D2	43.293	46.397	37.240	265.3	2:06.930 (1)	154.60		14:26:44.828
18 - D2	44.526	47.424	IN PIT	258.3	2:16.728 P	143.52	9.798	14:29:01.556
19 - D1	OUTLAP	48.414	37.986	260.2	3:37.762	90.11	1:30.832	14:32:39.318
20 - D1	1:01.386	48.366	37.708	263.4	2:27.460	133.07	20.530	14:35:06.778
21 - D1	43.908	47.709	37.636	262.7	2:09.253	151.82	2.323	14:37:16.031
22 - D1	43.895	47.726	37.966	264.0	2:09.587	151.43	2.657	14:39:25.618
23 - D1	43.694	47.423	37.415	263.4	2:08.532	152.67	1.602	14:41:34.150

Weather / Track : Bright / Dry

Shanghai
Circuit Length = 5.451 km
Start: 13:40 Flag 14:40 End: 14:44

Blancpain GT World Challenge Asia

FREE PRACTICE - SECTOR ANALYSIS



SECTOR 1 = FL to I1, SECTOR 2 = I1 to I2 SECTOR 3 = I2 to I3, SECTOR 4 = I3 to FL, DIFF = Difference To Personal Best Lap, P = Crossed Finish Line in Pit Lane, D = Time Disallowed

P3 88 GT3PA Craft-Bamboo Racing				Mercedes-AMG GT3				
IDEAL LAP TIME : 2:06.713		BEST LAP TIME : 2:07.139		DIFFERENCE : 0.426				
D1: Jeffrey LEE		D2: Alessio PICARIELLO						
LAP	SECTOR 1	SECTOR 2	SECTOR 3	SPEED TRAP	LAP TIME	KPH	DIFF	TIME OF DAY
1 - D2	OUTLAP	50.290	38.680	254.7				13:42:43.129
2 - D2	43.529	46.352	37.258	257.7	2:07.139 (1)	154.34		13:44:50.268
3 - D2	43.558	46.331	37.304	258.3	2:07.193 (3)	154.28	0.054	13:46:57.461
4 - D2	43.632	46.552	37.452	258.9	2:07.636	153.74	0.497	13:49:05.097
5 - D2	43.519	46.802	IN PIT	257.7	2:13.727 P	146.74	6.588	13:51:18.824
6 - D1	OUTLAP	51.133	38.957	254.7	6:59.587	46.76	4:52.448	13:58:18.411
7 - D1	45.892	48.730	38.505	255.9	2:13.127	147.40	5.988	14:00:31.538
8 - D1	46.666	50.866	38.340	257.7	2:15.872	144.42	8.733	14:02:47.410
9 - D1	45.038	48.225	37.873	258.3	2:11.136	149.64	3.997	14:04:58.546
10 - D1	45.591	48.473	39.010	228.8	2:13.074	147.46	5.935	14:07:11.620
11 - D1	44.885	48.226	38.068	257.7	2:11.179	149.59	4.040	14:09:22.799
12 - D1	47.056	50.936	IN PIT	255.9	2:27.576 P	132.97	20.437	14:11:50.375
13 - D1	OUTLAP	51.218	38.307	255.9	3:33.025	92.11	1:25.886	14:15:23.400
14 - D1	45.926	49.008	38.742	258.3	2:13.676	146.79	6.537	14:17:37.076
15 - D1	44.189	47.380	38.225	260.2	2:09.794	151.19	2.655	14:19:46.870
16 - D1	44.110	47.072	37.572	258.3	2:08.754	152.41	1.615	14:21:55.624
17 - D1	43.951	46.968	37.566	258.9	2:08.485	152.73	1.346	14:24:04.109
18 - D1	44.320	47.851	37.894	260.2	2:10.065	150.87	2.926	14:26:14.174
19 - D1	44.535	1:17.258	IN PIT	209.7	2:54.204 P	112.64	47.065	14:29:08.378
20 - D2	OUTLAP	49.319	42.230	215.5	3:38.059	89.99	1:30.920	14:32:46.437
21 - D2	43.799	46.152	37.196	261.5	2:07.147 (2)	154.33	0.008	14:34:53.584
22 - D2	43.365	46.485	37.439	265.3	2:07.289	154.16	0.150	14:37:00.873
23 - D2	43.395	46.911	37.307	261.5	2:07.613	153.77	0.474	14:39:08.486
24 - D2	43.706	46.546	37.277	264.0	2:07.529	153.87	0.390	14:41:16.015

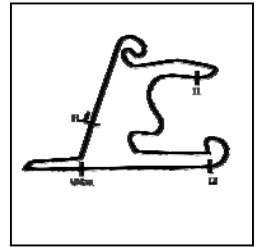
P4 17 GT3PA Anstone Racing				Mercedes-AMG GT3				
IDEAL LAP TIME : 2:07.121		BEST LAP TIME : 2:07.213		DIFFERENCE : 0.092				
D1: Xu WEI		D2: Naoki YOKOMIZO						
LAP	SECTOR 1	SECTOR 2	SECTOR 3	SPEED TRAP	LAP TIME	KPH	DIFF	TIME OF DAY
1 - D2	OUTLAP	49.296	38.023	258.3				13:42:18.511
2 - D2	44.249	46.834	37.254	261.5	2:08.337	152.90	1.124	13:44:26.848
3 - D2	43.769	46.848	37.051	262.1	2:07.668	153.70	0.455	13:46:34.516
4 - D2	43.504	46.642	37.119	262.1	2:07.265 (2)	154.19	0.052	13:48:41.781
5 - D2	43.807	46.655	IN PIT	261.5	2:17.823 P	142.38	10.610	13:50:59.604
6 - D1	OUTLAP	50.782	38.553	260.8	4:47.225	68.32	2:40.012	13:55:46.829
7 - D1	44.891	48.414	37.995	262.1	2:11.300	149.45	4.087	13:57:58.129
8 - D1	45.372	48.755	38.657	262.1	2:12.784	147.78	5.571	14:00:10.913
9 - D1	45.712	48.104	37.823	262.7	2:11.639	149.07	4.426	14:02:22.552
10 - D1	44.683	48.618	37.847	260.2	2:11.148	149.62	3.935	14:04:33.700
11 - D1	44.754	48.401	38.305	263.4	2:11.460	149.27	4.247	14:06:45.160
12 - D1	44.770	48.375	37.795	260.8	2:10.940	149.86	3.727	14:08:56.100
13 - D1	45.739	48.433	IN PIT	262.1	2:19.839 P	140.32	12.626	14:11:15.939
14 - D1	OUTLAP	48.622	38.256	260.8	4:13.540	77.39	2:06.327	14:15:29.479
15 - D1	44.493	48.523	37.659	263.4	2:10.675	150.17	3.462	14:17:40.154
16 - D1	45.473	49.221	37.774	261.5	2:12.468	148.13	5.255	14:19:52.622
17 - D1	44.634	48.808	37.927	262.7	2:11.369	149.37	4.156	14:22:03.991
18 - D1	44.562	48.156	37.636	263.4	2:10.354	150.54	3.141	14:24:14.345
19 - D1	45.151	49.030	37.818	263.4	2:11.999	148.66	4.786	14:26:26.344
20 - D1	48.300	51.236	IN PIT	260.2	2:25.502 P	134.86	18.289	14:28:51.846
21 - D2	OUTLAP	48.254	38.651	262.1	3:38.580	89.77	1:31.367	14:32:30.426
22 - D2	43.806	46.819	37.560	265.3	2:08.185	153.08	0.972	14:34:38.611
23 - D2	45.920	47.645	38.932	261.5	2:12.497	148.10	5.284	14:36:51.108
24 - D2	43.774	46.702	37.012	264.7	2:07.488 (3)	153.92	0.275	14:38:58.596
25 - D2	43.582	46.605	37.026	265.3	2:07.213 (1)	154.25		14:41:05.809

Weather / Track : Bright / Dry

Shanghai
Circuit Length = 5.451 km
Start: 13:40 Flag 14:40 End: 14:44

Blancpain GT World Challenge Asia

FREE PRACTICE - SECTOR ANALYSIS



SECTOR 1 = FL to I1, SECTOR 2 = I1 to I2 SECTOR 3 = I2 to I3, SECTOR 4 = I3 to FL, DIFF = Difference To Personal Best Lap, P = Crossed Finish Line in Pit Lane, D = Time Disallowed

P5 61 GT3PA ABSSA Motorsport				McLaren 720S GT3					
IDEAL LAP TIME : 2:06.961		BEST LAP TIME : 2:07.271		DIFFERENCE : 0.310					
D1: Piti BHIROMBHAKDI		D2: Keita SAWA							
LAP	SECTOR 1	SECTOR 2	SECTOR 3	SPEED TRAP	LAP TIME	KPH	DIFF	TIME OF DAY	
1 - D2	OUTLAP	50.224	IN PIT	258.9				13:42:50.133	
2 - D2	OUTLAP	47.041	37.925	261.5	2:30.031	130.79	22.760	13:45:20.164	
3 - D2	43.879	47.886	37.403	260.2	2:09.168	151.92	1.897	13:47:29.332	
4 - D2	43.497	46.610	37.164	262.7	2:07.271 (1)	154.18		13:49:36.603	
5 - D2	44.628	48.095	IN PIT	262.7	2:16.280	P 143.99	9.009	13:51:52.883	
6 - D2	OUTLAP	46.643	41.599	262.7	5:41.930	57.39	3:34.659	13:57:34.813	
7 - D2	43.248	47.165	51.971	216.0	2:22.384	137.82	15.113	13:59:57.197	
8 - D2	43.396	47.633	37.213	262.7	2:08.242	(3) 153.02	0.971	14:02:05.439	
9 - D2	47.516	51.626	IN PIT	264.0	2:23.333	P 136.90	16.062	14:04:28.772	
10 - D1	OUTLAP	48.843	38.572	260.2	5:33.331	58.87	3:26.060	14:10:02.103	
11 - D1	45.218	48.266	37.994	260.2	2:11.478	149.25	4.207	14:12:13.581	
12 - D1	44.461	48.023	37.928	260.8	2:10.412	150.47	3.141	14:14:23.993	
13 - D1	44.873	48.219	38.327	260.8	2:11.419	149.32	4.148	14:16:35.412	
14 - D1	44.502	47.832	37.925	263.4	2:10.259	150.65	2.988	14:18:45.671	
15 - D1	44.921	49.057	IN PIT	265.3	2:22.627	P 137.58	15.356	14:21:08.298	
16 - D1	OUTLAP	49.083	44.214	243.7	4:08.954	78.82	2:01.683	14:25:17.252	
17 - D1	44.339	48.595	37.651	264.0	2:10.585	150.27	3.314	14:27:27.837	
18 - D1	45.105	49.107	38.586	262.7	2:12.798	147.77	5.527	14:29:40.635	
19 - D1	44.102	47.386	37.700	262.7	2:09.188	151.89	1.917	14:31:49.823	
20 - D1	44.599	47.555	IN PIT	264.0	2:16.972	P 143.26	9.701	14:34:06.795	
21 - D2	OUTLAP	47.820	43.794	243.7	3:40.322	89.06	1:33.051	14:37:47.117	
22 - D2	43.725	46.800	37.103	264.7	2:07.628	(2) 153.75	0.357	14:39:54.745	
23 - D2	43.406	46.731	38.466	265.3	2:08.603	152.59	1.332	14:42:03.348	

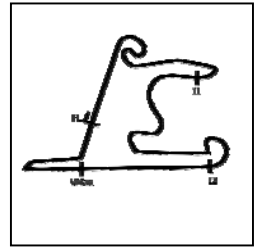
P6 910 GT3PA JRM				Porsche 911 GT3 R					
IDEAL LAP TIME : 2:07.086		BEST LAP TIME : 2:07.290		DIFFERENCE : 0.204					
D1: Chao LI		D2: Chris VAN DER DRIFT							
LAP	SECTOR 1	SECTOR 2	SECTOR 3	SPEED TRAP	LAP TIME	KPH	DIFF	TIME OF DAY	
1 - D2	OUTLAP	48.985	38.113	260.2				13:42:27.841	
2 - D2	44.082	47.380	37.620	260.8	2:09.082	152.02	1.792	13:44:36.923	
3 - D2	43.178	46.867	37.245	261.5	2:07.290 (1)	154.16		13:46:44.213	
4 - D2	43.135	46.706	37.582	260.8	2:07.423	(2) 154.00	0.133	13:48:51.636	
5 - D2	44.590	47.372	IN PIT	262.1	2:14.950	P 145.41	7.660	13:51:06.586	
6 - D2	OUTLAP	46.981	37.596	258.9	8:54.226	36.73	6:46.936	14:00:00.812	
7 - D2	43.808	47.511	37.472	263.4	2:08.791	152.36	1.501	14:02:09.603	
8 - D2	43.900	47.054	37.695	260.8	2:08.649	(3) 152.53	1.359	14:04:18.252	
9 - D2	43.723	47.127	IN PIT	262.1	2:13.187	P 147.33	5.897	14:06:31.439	
10 - D2	OUTLAP	47.154	37.467	259.6	4:29.993	72.68	2:22.703	14:11:01.432	
11 - D2	43.538	48.295	IN PIT	258.9	2:14.967	P 145.39	7.677	14:13:16.399	
12 - D1	OUTLAP	49.823	38.020	258.3	3:43.035	87.98	1:35.745	14:16:59.434	
13 - D1	44.420	48.551	37.887	258.9	2:10.858	149.96	3.568	14:19:10.292	
14 - D1	44.558	48.284	38.153	260.8	2:10.995	149.80	3.705	14:21:21.287	
15 - D1	44.358	48.776	37.786	260.8	2:10.920	149.89	3.630	14:23:32.207	
16 - D1	44.371	48.791	37.942	260.2	2:11.104	149.67	3.814	14:25:43.311	
17 - D1	44.493	48.044	37.599	261.5	2:10.136	150.79	2.846	14:27:53.447	
18 - D1	43.901	48.221	37.585	262.1	2:09.707	151.29	2.417	14:30:03.154	
19 - D1	44.023	47.917	37.636	262.7	2:09.576	151.44	2.286	14:32:12.730	
20 - D1	45.987	48.645	IN PIT	261.5	2:20.178	P 139.99	12.888	14:34:32.908	
21 - D1	OUTLAP	48.478	37.915	260.8	3:36.942	90.45	1:29.652	14:38:09.850	
22 - D1	44.165	48.290	38.606	262.7	2:11.061	149.72	3.771	14:40:20.911	

Weather / Track : Bright / Dry

Shanghai
Circuit Length = 5.451 km
Start: 13:40 Flag 14:40 End: 14:44

Blancpain GT World Challenge Asia

FREE PRACTICE - SECTOR ANALYSIS



SECTOR 1 = FL to I1, SECTOR 2 = I1 to I2 SECTOR 3 = I2 to I3, SECTOR 4 = I3 to FL, DIFF = Difference To Personal Best Lap, P = Crossed Finish Line in Pit Lane, D = Time Disallowed

P7 888 GT3PA Triple Eight Race Engineering Australia Mercedes-AMG GT3

IDEAL LAP TIME : 2:07.279 BEST LAP TIME : 2:07.658 DIFFERENCE : 0.379

D1: HH Prince Abdul Rahman D2: Shane VAN GISBERGEN

LAP	SECTOR 1	SECTOR 2	SECTOR 3	SPEED TRAP	LAP TIME	KPH	DIFF	TIME OF DAY
1 - D2	OUTLAP	53.629	42.019	198.1				13:42:46.289
2 - D2	45.240	48.560	39.944	234.7	2:13.744	146.72	6.086	13:45:00.033
3 - D2	44.174	47.127	38.729	244.3	2:10.030	150.91	2.372	13:47:10.063
4 - D2	45.083	50.064	37.978	257.1	2:13.125	147.40	5.467	13:49:23.188
5 - D2	44.399	46.520	37.425	258.9	2:08.344	152.89	0.686	13:51:31.532
6 - D2	43.555	46.621	37.884	259.6	2:08.060 (3)	153.23	0.402	13:53:39.592
7 - D2	43.426	46.755	43.913	244.3	2:14.094	146.34	6.436	13:55:53.686
8 - D2	43.631	46.592	37.684	262.7	2:07.907 (2)	153.42	0.249	13:58:01.593
9 - D2	43.530	47.264	IN PIT	260.8	2:15.583	144.73	7.925	14:00:17.176
10 - D1	OUTLAP	49.495	41.004	258.3	3:42.630	88.14	1:34.972	14:03:59.806
11 - D1	46.495	50.515	38.723	258.3	2:15.733	144.57	8.075	14:06:15.539
12 - D1	46.223	49.002	38.300	258.3	2:13.525	146.96	5.867	14:08:29.064
13 - D1	45.807	49.125	38.380	258.3	2:13.312	147.20	5.654	14:10:42.376
14 - D1	45.845	49.088	38.241	258.3	2:13.174	147.35	5.516	14:12:55.550
15 - D1	45.279	48.432	38.011	258.3	2:11.722	148.97	4.064	14:15:07.272
16 - D1	46.416	49.571	38.684	258.3	2:14.671	145.71	7.013	14:17:21.943
17 - D1	45.800	48.614	38.231	259.6	2:12.645	147.94	4.987	14:19:34.588
18 - D1	45.252	48.521	38.210	259.6	2:11.983	148.68	4.325	14:21:46.571
19 - D1	45.413	49.050	38.058	259.6	2:12.521	148.07	4.863	14:23:59.092
20 - D1	45.998	48.280	38.146	260.2	2:12.424	148.18	4.766	14:26:11.516
21 - D1	45.109	48.386	37.984	260.8	2:11.479	149.25	3.821	14:28:22.995
22 - D1	45.376	48.466	IN PIT	260.8	2:20.249 P	139.91	12.591	14:30:43.244
23 - D2	OUTLAP	50.880	39.926	255.3	3:48.696	85.80	1:41.038	14:34:31.940
24 - D2	44.060	47.547	37.636	260.2	2:09.243	151.83	1.585	14:36:41.183
25 - D2	43.623	46.603	39.883	258.9	2:10.109	150.82	2.451	14:38:51.292
26 - D2	43.771	46.428	37.459	261.5	2:07.658 (1)	153.72		14:40:58.950

P8 75 GT3PA T2 Motorsports Ferrari 488 GT3

IDEAL LAP TIME : 2:07.613 BEST LAP TIME : 2:07.673 DIFFERENCE : 0.060

D1: David TJIPTOBIANTORO D2: Rio HARYANTO

LAP	SECTOR 1	SECTOR 2	SECTOR 3	SPEED TRAP	LAP TIME	KPH	DIFF	TIME OF DAY
1 - D2	OUTLAP	50.484	IN PIT	195.6		P		13:42:47.561
2 - D2	OUTLAP	47.968	37.519	267.9	3:22.071	97.11	1:14.398	13:46:09.632
3 - D2	43.726	47.500	37.257	269.3	2:08.483 (3)	152.73	0.810	13:48:18.115
4 - D2	43.590	51.803	IN PIT	220.4	2:26.446 P	133.99	18.773	13:50:44.561
5 - D2	OUTLAP	48.467	38.665	267.9	7:49.951	41.75	5:42.278	13:58:34.512
6 - D2	43.786	47.237	37.946	270.0	2:08.969	152.15	1.296	14:00:43.481
7 - D2	43.996	47.602	IN PIT	268.6	2:15.236 P	145.10	7.563	14:02:58.717
8 - D2	OUTLAP	47.825	IN PIT	268.6	7:16.529 P	44.95	5:08.856	14:10:15.246
9 - D2	OUTLAP	47.992	37.874	267.3	4:29.990	72.68	2:22.317	14:14:45.236
10 - D2	43.549	47.243	37.081	268.6	2:07.873 (2)	153.46	0.200	14:16:53.109
11 - D2	43.537	47.297	36.839	270.6	2:07.673 (1)	153.70		14:19:00.782
12 - D2	43.701	48.215	IN PIT	265.3	2:16.677 P	143.57	9.004	14:21:17.459
13 - D1	OUTLAP	49.302	38.502	267.9	3:56.871	82.84	1:49.198	14:25:14.330
14 - D1	45.613	51.403	38.117	268.6	2:15.133	145.21	7.460	14:27:29.463
15 - D1	46.829	48.992	37.584	270.0	2:13.405	147.09	5.732	14:29:42.868
16 - D1	45.694	48.574	37.673	269.3	2:11.941	148.73	4.268	14:31:54.809
17 - D1	45.403	48.377	37.376	270.6	2:11.156	149.62	3.483	14:34:05.965
18 - D1	45.541	48.784	37.452	270.0	2:11.777	148.91	4.104	14:36:17.742
19 - D1	45.541	48.683	39.067	266.0	2:13.291	147.22	5.618	14:38:31.033
20 - D1	50.131	54.763	IN PIT	256.5	2:35.202 P	126.43	27.529	14:41:06.235

Weather / Track : Bright / Dry

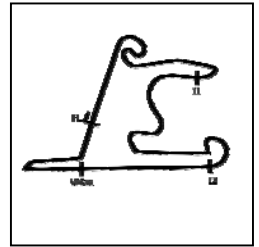
Shanghai

Circuit Length = 5.451 km

Start: 13:40 Flag 14:40 End: 14:44

Blancpain GT World Challenge Asia

FREE PRACTICE - SECTOR ANALYSIS



SECTOR 1 = FL to I1, SECTOR 2 = I1 to I2 SECTOR 3 = I2 to I3, SECTOR 4 = I3 to FL, DIFF = Difference To Personal Best Lap, P = Crossed Finish Line in Pit Lane, D = Time Disallowed

P9 5 GT3AM Phantom Pro Racing				Mercedes-AMG GT3				
IDEAL LAP TIME : 2:07.718		BEST LAP TIME : 2:07.845		DIFFERENCE : 0.127				
D1: Chris On CHIA		D2: Wei LU						
LAP	SECTOR 1	SECTOR 2	SECTOR 3	SPEED TRAP	LAP TIME	KPH	DIFF	TIME OF DAY
1 - D2	OUTLAP	55.799	46.273	206.5				13:43:10.785
2 - D2	48.572	53.689	IN PIT	223.6	2:33.068	P 128.20	25.223	13:45:43.853
3 - D2	OUTLAP	48.218	38.894	257.1	4:58.445	65.75	2:50.600	13:50:42.298
4 - D2	44.741	47.266	37.874	256.5	2:09.881	151.08	2.036	13:52:52.179
5 - D2	54.524	46.935	37.452	258.3	2:18.911	141.26	11.066	13:55:11.090
6 - D2	43.655	46.949	38.664	260.8	2:09.268	(3) 151.80	1.423	13:57:20.358
7 - D2	43.576	47.355	37.541	258.3	2:08.472	(2) 152.74	0.627	13:59:28.830
8 - D2	43.703	46.722	37.420	257.1	2:07.845	(1) 153.49		14:01:36.675
9 - D2	43.951	47.705	IN PIT	256.5	2:15.710	P 144.59	7.865	14:03:52.385
10 - D2	OUTLAP	47.245	47.128	257.1	7:20.896	44.50	5:13.051	14:11:13.281
11 - D2	44.871	46.978	IN PIT	259.6	2:15.931	P 144.36	8.086	14:13:29.212
12 - D1	OUTLAP	48.728	38.402	258.3	4:03.935	80.44	1:56.090	14:17:33.147
13 - D1	44.880	48.311	38.235	258.9	2:11.426	149.31	3.581	14:19:44.573
14 - D1	44.747	48.242	43.184	242.6	2:16.173	144.10	8.328	14:22:00.746
15 - D1	45.024	47.663	38.136	258.3	2:10.823	150.00	2.978	14:24:11.569
16 - D1	44.176	47.368	37.839	260.2	2:09.383	151.67	1.538	14:26:20.952
17 - D1	44.391	47.715	37.829	258.9	2:09.935	151.02	2.090	14:28:30.887
18 - D1	44.328	47.524	IN PIT	260.2	2:16.789	P 143.45	8.944	14:30:47.676
19 - D1	OUTLAP	49.299	40.639	233.2	3:46.509	86.63	1:38.664	14:34:34.185
20 - D1	46.681	50.913	40.433	246.5	2:18.027	142.17	10.182	14:36:52.212
21 - D1	44.987	49.983	37.912	259.6	2:12.882	147.67	5.037	14:39:05.094
22 - D1	44.468	47.991	IN PIT	260.8	2:16.378	P 143.89	8.533	14:41:21.472

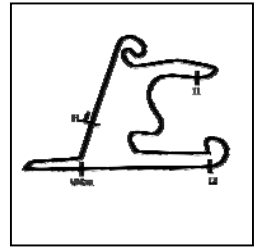
P10 55 GT3PA Craft-Bamboo Racing				Mercedes-AMG GT3				
IDEAL LAP TIME : 2:07.699		BEST LAP TIME : 2:07.851		DIFFERENCE : 0.152				
D1: Daniel AU		D2: Melvin MOH						
LAP	SECTOR 1	SECTOR 2	SECTOR 3	SPEED TRAP	LAP TIME	KPH	DIFF	TIME OF DAY
1 - D2	OUTLAP	52.823	42.541	189.4				13:42:35.708
2 - D2	47.256	48.695	40.676	200.3	2:16.627	143.62	8.776	13:44:52.335
3 - D2	44.636	47.240	37.978	256.5	2:09.854	151.12	2.003	13:47:02.189
4 - D2	45.262	48.388	40.292	216.8	2:13.942	146.50	6.091	13:49:16.131
5 - D2	45.201	47.454	38.538	233.7	2:11.193	149.57	3.342	13:51:27.324
6 - D2	45.811	51.759	IN PIT	210.5	2:25.280	P 135.07	17.429	13:53:52.604
7 - D1	OUTLAP	54.626	42.922	255.3	6:53.633	47.44	4:45.782	14:00:46.237
8 - D1	48.898	52.961	40.995	252.3	2:22.854	137.36	15.003	14:03:09.091
9 - D1	50.382	56.637	39.479	255.3	2:26.498	133.95	18.647	14:05:35.589
10 - D1	48.498	53.976	39.355	255.3	2:21.829	138.36	13.978	14:07:57.418
11 - D1	49.485	52.379	39.487	256.5	2:21.351	138.82	13.500	14:10:18.769
12 - D1	51.099	52.738	40.185	255.3	2:24.022	136.25	16.171	14:12:42.791
13 - D1	48.871	51.935	40.060	257.1	2:20.866	139.30	13.015	14:15:03.657
14 - D1	48.312	52.958	40.094	256.5	2:21.364	138.81	13.513	14:17:25.021
15 - D1	47.963	51.628	39.223	255.9	2:18.814	141.36	10.963	14:19:43.835
16 - D1	48.927	54.251	39.434	257.1	2:22.612	137.60	14.761	14:22:06.447
17 - D1	47.899	1:10.987	IN PIT	206.5	2:53.974	P 112.79	46.123	14:25:00.421
18 - D2	OUTLAP	47.358	37.609	260.8	3:36.088	90.81	1:28.237	14:28:36.509
19 - D2	43.861	46.984	37.308	263.4	2:08.153	(2) 153.12	0.302	14:30:44.662
20 - D2	43.615	46.776	37.460	264.0	2:07.851	(1) 153.48		14:32:52.513
21 - D2	44.403	46.834	37.424	262.7	2:08.661	152.52	0.810	14:35:01.174
22 - D2	43.925	46.899	37.454	261.5	2:08.278	(3) 152.97	0.427	14:37:09.452
23 - D2	44.463	48.182	37.602	261.5	2:10.247	150.66	2.396	14:39:19.699
24 - D2	43.844	47.242	37.465	262.7	2:08.551	152.65	0.700	14:41:28.250

Weather / Track : Bright / Dry

Shanghai
Circuit Length = 5.451 km
Start: 13:40 Flag 14:40 End: 14:44

Blancpain GT World Challenge Asia

FREE PRACTICE - SECTOR ANALYSIS



SECTOR 1 = FL to I1, SECTOR 2 = I1 to I2 SECTOR 3 = I2 to I3, SECTOR 4 = I3 to FL, DIFF = Difference To Personal Best Lap, P = Crossed Finish Line in Pit Lane, D = Time Disallowed

P11 8 GT3PA ARN Racing			Porsche 911 GT3 R					
IDEAL LAP TIME : 2:07.427		BEST LAP TIME : 2:07.862		DIFFERENCE : 0.435				
D1: Hiroaki NAGAI		D2: Yuta KAMIMURA						
LAP	SECTOR 1	SECTOR 2	SECTOR 3	SPEED TRAP	LAP TIME	KPH	DIFF	TIME OF DAY
1 - D2	OUTLAP	48.649	37.973	264.0				13:42:25.225
2 - D2	44.374	46.812	37.377	266.0	2:08.563	152.63	0.701	13:44:33.788
3 - D2	44.414	46.757	37.030	266.0	2:08.201 (2)	153.06	0.339	13:46:41.989
4 - D2	43.889	46.722	37.251	264.7	2:07.862 (1)	153.47		13:48:49.851
5 - D2	43.675	47.813	37.460	266.0	2:08.948	152.18	1.086	13:50:58.799
6 - D2	43.857	47.016	IN PIT	267.9	2:18.210 P	141.98	10.348	13:53:17.009
7 - D2	OUTLAP	47.859	39.011	262.7	5:09.205	63.46	3:01.343	13:58:26.214
8 - D2	43.742	47.508	37.168	266.0	2:08.418 (3)	152.81	0.556	14:00:34.632
9 - D2	44.077	47.546	37.316	266.6	2:08.939	152.19	1.077	14:02:43.571
10 - D2	45.606	48.279	IN PIT	264.0	2:20.795 P	139.37	12.933	14:05:04.366
11 - D2	OUTLAP	48.483	37.350	258.9	4:42.597	69.44	2:34.735	14:09:46.963
12 - D2	44.266	47.311	37.341	261.5	2:08.918	152.21	1.056	14:11:55.881
13 - D2	45.050	48.541	IN PIT	261.5	2:17.922 P	142.28	10.060	14:14:13.803
14 - D1	OUTLAP	49.970	38.354	261.5	6:24.616	51.02	4:16.754	14:20:38.419
15 - D1	1:03.533	50.061	38.437	259.6	2:32.031	129.07	24.169	14:23:10.450
16 - D1	45.521	48.622	37.826	260.8	2:11.969	148.69	4.107	14:25:22.419
17 - D1	44.821	49.141	37.730	262.7	2:11.692	149.01	3.830	14:27:34.111
18 - D1	45.113	49.019	IN PIT	263.4	2:24.950 P	135.38	17.088	14:29:59.061
19 - D1	OUTLAP	48.511	37.456	264.0	3:39.480	89.40	1:31.618	14:33:38.541
20 - D1	44.156	48.622	37.360	261.5	2:10.138	150.79	2.276	14:35:48.679
21 - D1	44.204	48.700	37.376	262.1	2:10.280	150.62	2.418	14:37:58.959
22 - D1	44.064	49.076	37.385	262.7	2:10.525	150.34	2.663	14:40:09.484

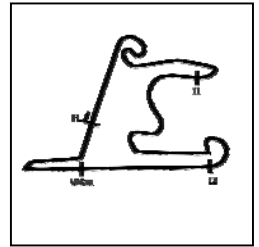
P12 12 GT3S Audi Sport Asia Team Absolute Racing			Audi R8 LMS GT3 2019					
IDEAL LAP TIME : 2:07.591		BEST LAP TIME : 2:07.991		DIFFERENCE : 0.400				
D1: Weiron TAN		D2: Martin RUMP						
LAP	SECTOR 1	SECTOR 2	SECTOR 3	SPEED TRAP	LAP TIME	KPH	DIFF	TIME OF DAY
1 - D1	OUTLAP	52.302	39.544	230.2				13:43:12.803
2 - D1	45.373	48.648	38.434	260.8	2:12.455	148.15	4.464	13:45:25.258
3 - D1	44.040	47.507	37.744	264.0	2:09.291	151.77	1.300	13:47:34.549
4 - D1	46.151	49.136	IN PIT	233.2	2:20.795 P	139.37	12.804	13:49:55.344
5 - D2	OUTLAP	47.637	39.424	257.7	12:16.127	26.65	10:08.136	14:02:11.471
6 - D2	43.657	46.829	38.648	263.4	2:09.134	151.96	1.143	14:04:20.605
7 - D2	43.832	46.711	37.448	262.7	2:07.991 (1)	153.32		14:06:28.596
8 - D2	43.558	46.782	IN PIT	265.3	2:14.246 P	146.17	6.255	14:08:42.842
9 - D1	OUTLAP	47.755	37.881	262.1	3:35.701	90.97	1:27.710	14:12:18.543
10 - D1	44.706	47.572	37.749	261.5	2:10.027	150.91	2.036	14:14:28.570
11 - D1	44.191	52.016	IN PIT	262.7	2:19.217 P	140.95	11.226	14:16:47.787
12 - D1	OUTLAP	48.140	37.665	261.5	3:46.533	86.62	1:38.542	14:20:34.320
13 - D1	44.205	47.551	IN PIT	261.5	2:14.550 P	145.84	6.559	14:22:48.870
14 - D2	OUTLAP	47.783	37.745	263.4	3:36.006	90.84	1:28.015	14:26:24.876
15 - D2	43.784	47.223	37.322	263.4	2:08.329 (2)	152.91	0.338	14:28:33.205
16 - D2	44.114	47.015	37.491	266.0	2:08.620 (3)	152.57	0.629	14:30:41.825
17 - D2	44.057	47.267	IN PIT	264.0	2:14.603 P	145.78	6.612	14:32:56.428
18 - D1	OUTLAP	48.253	37.815	262.1	3:34.998	91.27	1:27.007	14:36:31.426
19 - D1	44.239	47.815	37.705	263.4	2:09.759	151.23	1.768	14:38:41.185
20 - D1	44.419	48.126	38.023	263.4	2:10.568	150.29	2.577	14:40:51.753

Weather / Track : Bright / Dry

Shanghai
Circuit Length = 5.451 km
Start: 13:40 Flag 14:40 End: 14:44

Blancpain GT World Challenge Asia

FREE PRACTICE - SECTOR ANALYSIS



SECTOR 1 = FL to I1, SECTOR 2 = I1 to I2 SECTOR 3 = I2 to I3, SECTOR 4 = I3 to FL, DIFF = Difference To Personal Best Lap, P = Crossed Finish Line in Pit Lane, D = Time Disallowed

P13 666 GT3PA Vincenzo Sospiri Racing				Lamborghini Huracan GT3 EVO				
IDEAL LAP TIME : 2:07.821		BEST LAP TIME : 2:08.027		DIFFERENCE : 0.206				
D1: Alex AU		D2: Frederik SCHANDORFF						
LAP	SECTOR 1	SECTOR 2	SECTOR 3	SPEED TRAP	LAP TIME	KPH	DIFF	TIME OF DAY
1 - D2	OUTLAP	50.422	IN PIT	198.5		P		13:42:45.718
2 - D2	OUTLAP	49.261	38.078	258.9	4:35.924	71.11	2:27.897	13:47:21.642
3 - D2	44.021	47.526	37.564	262.1	2:09.111	151.99	1.084	13:49:30.753
4 - D2	44.043	47.536	37.553	262.7	2:09.132	151.96	1.105	13:51:39.885
5 - D2	43.755	47.191	37.393	263.4	2:08.339	(2) 152.90	0.312	13:53:48.224
6 - D2	43.939	47.218	37.463	262.7	2:08.620	152.57	0.593	13:55:56.844
7 - D2	44.255	47.433	37.577	262.7	2:09.265	151.80	1.238	13:58:06.109
8 - D2	43.966	47.636	IN PIT	262.1	2:15.452	P 144.87	7.425	14:00:21.561
9 - D2	OUTLAP	48.075	37.516	264.0	6:48.914	47.98	4:40.887	14:07:10.475
10 - D2	44.125	47.737	37.572	262.1	2:09.434	151.61	1.407	14:09:19.909
11 - D2	44.075	47.629	38.438	265.3	2:10.142	150.78	2.115	14:11:30.051
12 - D2	44.334	47.590	37.784	262.7	2:09.708	151.29	1.681	14:13:39.759
13 - D2	44.289	47.808	IN PIT	264.0	2:15.585	P 144.73	7.558	14:15:55.344
14 - D1	OUTLAP	52.023	38.749	261.5	3:51.295	84.84	1:43.268	14:19:46.639
15 - D1	46.793	49.587	IN PIT	262.1	2:21.176	P 139.00	13.149	14:22:07.815
16 - D1	OUTLAP	48.742	38.452	261.5	6:12.236	52.71	4:04.209	14:28:20.051
17 - D1	45.597	48.586	37.800	262.7	2:11.983	148.68	3.956	14:30:32.034
18 - D1	45.430	48.444	IN PIT	265.3	2:19.306	P 140.86	11.279	14:32:51.340
19 - D2	OUTLAP	50.369	39.690	203.0	3:33.022	92.12	1:24.995	14:36:24.362
20 - D2	43.807	47.181	37.462	262.7	2:08.450	(3) 152.77	0.423	14:38:32.812
21 - D2	43.961	46.807	37.259	262.7	2:08.027	(1) 153.27		14:40:40.839

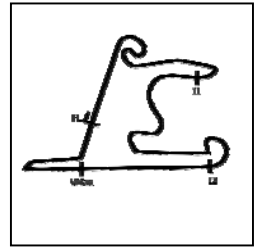
P14 27 GT3S HubAuto Corsa				Ferrari 488 GT3				
IDEAL LAP TIME : 2:08.036		BEST LAP TIME : 2:08.089		DIFFERENCE : 0.053				
D1: Yuya SAKAMOTO		D2: Marcos GOMES						
LAP	SECTOR 1	SECTOR 2	SECTOR 3	SPEED TRAP	LAP TIME	KPH	DIFF	TIME OF DAY
1 - D2	OUTLAP	49.795	39.490	254.7				13:42:28.871
2 - D2	44.536	47.776	37.580	263.4	2:09.892	151.07	1.803	13:44:38.763
3 - D2	43.683	47.139	37.267	264.0	2:08.089	(1) 153.20		13:46:46.852
4 - D2	43.701	47.269	37.555	264.0	2:08.525	(2) 152.68	0.436	13:48:55.377
5 - D2	43.885	47.321	37.274	263.4	2:08.420	(3) 152.80	0.331	13:51:03.797
6 - D2	44.188	50.850	IN PIT	220.8	2:24.781	P 135.53	16.692	13:53:28.578
7 - D2	OUTLAP	50.641	38.369	243.7	4:08.386	79.00	2:00.297	13:57:36.964
8 - D2	43.985	47.413	37.709	264.7	2:09.107	151.99	1.018	13:59:46.071
9 - D2	43.843	47.419	39.294	264.0	2:10.556	150.30	2.467	14:01:56.627
10 - D2	43.924	47.350	37.440	262.1	2:08.714	152.45	0.625	14:04:05.341
11 - D2	45.680	48.309	IN PIT	262.7	2:18.536	P 141.64	10.447	14:06:23.877
12 - D1	OUTLAP	48.566	IN PIT	260.2	6:18.401	P 51.85	4:10.312	14:12:42.278
13 - D1	OUTLAP	47.919	37.857	262.7	3:37.857	90.07	1:29.768	14:16:20.135
14 - D1	44.555	47.971	37.829	262.7	2:10.355	150.53	2.266	14:18:30.490
15 - D1	44.506	47.580	37.935	264.0	2:10.021	150.92	1.932	14:20:40.511
16 - D1	44.644	47.638	37.762	263.4	2:10.044	150.89	1.955	14:22:50.555
17 - D1	44.718	48.845	38.087	262.1	2:11.650	149.05	3.561	14:25:02.205
18 - D1	44.685	48.182	IN PIT	262.7	2:18.255	P 141.93	10.166	14:27:20.460
19 - D1	OUTLAP	47.804	38.780	215.1	3:37.927	90.04	1:29.838	14:30:58.387
20 - D1	44.755	47.905	37.789	264.0	2:10.449	150.43	2.360	14:33:08.836
21 - D1	44.743	48.192	37.889	261.5	2:10.824	150.00	2.735	14:35:19.660
22 - D1	44.591	48.715	37.625	264.0	2:10.931	149.87	2.842	14:37:30.591
23 - D1	44.924	48.242	37.921	262.7	2:11.087	149.69	2.998	14:39:41.678
24 - D1	46.556	52.863	IN PIT	140.6	2:40.943	P 121.92	32.854	14:42:22.621

Weather / Track : Bright / Dry

Shanghai
Circuit Length = 5.451 km
Start: 13:40 Flag 14:40 End: 14:44

Blancpain GT World Challenge Asia

FREE PRACTICE - SECTOR ANALYSIS



SECTOR 1 = FL to I1, SECTOR 2 = I1 to I2 SECTOR 3 = I2 to I3, SECTOR 4 = I3 to FL, DIFF = Difference To Personal Best Lap, P = Crossed Finish Line in Pit Lane, D = Time Disallowed

P15 99 GT3S Craft-Bamboo Racing				Mercedes-AMG GT3				
IDEAL LAP TIME : 2:08.179		BEST LAP TIME : 2:08.208		DIFFERENCE : 0.029				
D1: Darryl O'YOUNG		D2: Christina NIELSEN						
LAP	SECTOR 1	SECTOR 2	SECTOR 3	SPEED TRAP	LAP TIME	KPH	DIFF	TIME OF DAY
1 - D1	OUTLAP	49.360	40.602	254.7				13:42:27.299
2 - D1	44.131	49.360	41.529	198.5	2:15.020	145.33	6.812	13:44:42.319
3 - D1	44.362	47.585	37.879	260.8	2:09.826	151.15	1.618	13:46:52.145
4 - D1	44.107	47.653	37.579	259.6	2:09.339	151.72	1.131	13:49:01.484
5 - D1	44.242	47.481	37.586	258.9	2:09.309 (3)	151.75	1.101	13:51:10.793
6 - D1	44.214	47.412	IN PIT	259.6	2:18.450 P	141.73	10.242	13:53:29.243
7 - D2	OUTLAP	50.195	38.874	257.7	5:00.668	65.26	2:52.460	13:58:29.911
8 - D2	46.014	49.275	40.214	260.8	2:15.503	144.82	7.295	14:00:45.414
9 - D2	45.443	49.001	38.133	258.3	2:12.577	148.01	4.369	14:02:57.991
10 - D2	47.000	49.332	38.255	258.3	2:14.587	145.80	6.379	14:05:12.578
11 - D2	45.305	48.815	37.877	258.3	2:11.997	148.66	3.789	14:07:24.575
12 - D2	45.187	49.257	IN PIT	258.3	2:20.285 P	139.88	12.077	14:09:44.860
13 - D2	OUTLAP	48.908	38.742	257.1	4:53.285	66.90	2:45.077	14:14:38.145
14 - D2	44.535	48.038	38.168	257.1	2:10.741	150.09	2.533	14:16:48.886
15 - D2	44.533	47.967	37.952	258.9	2:10.452	150.42	2.244	14:18:59.338
16 - D2	44.334	47.985	38.285	260.2	2:10.604	150.25	2.396	14:21:09.942
17 - D2	44.347	50.875	IN PIT	247.7	2:22.692 P	137.52	14.484	14:23:32.634
18 - D1	OUTLAP	50.833	39.540	248.8	3:51.911	84.61	1:43.703	14:27:24.545
19 - D1	44.226	47.526	38.309	259.6	2:10.061	150.87	1.853	14:29:34.606
20 - D1	43.687	46.960	37.561	260.2	2:08.208 (1)	153.06		14:31:42.814
21 - D1	44.130	46.931	37.623	261.5	2:08.684 (2)	152.49	0.476	14:33:51.498
22 - D1	44.635	48.418	IN PIT	259.6	2:16.556 P	143.70	8.348	14:36:08.054

P16 4 GT3S Zun Motorsport Crew				Mercedes-AMG GT3				
IDEAL LAP TIME : 2:07.827		BEST LAP TIME : 2:08.219		DIFFERENCE : 0.392				
D1: Adderly FONG		D2: Josh BURDON						
LAP	SECTOR 1	SECTOR 2	SECTOR 3	SPEED TRAP	LAP TIME	KPH	DIFF	TIME OF DAY
1 - D2	OUTLAP	51.625	IN PIT	225.0				13:43:12.616
2 - D2	OUTLAP	48.286	38.708	250.0	3:44.600	87.37	1:36.381	13:46:57.216
3 - D2	46.344	47.767	38.631	248.2	2:12.742	147.83	4.523	13:49:09.958
4 - D2	43.960	46.736	37.523	258.9	2:08.219 (1)	153.04		13:51:18.177
5 - D2	43.638	46.709	37.964	260.8	2:08.311 (2)	152.93	0.092	13:53:26.488
6 - D2	43.595	46.993	IN PIT	260.2	2:15.514 P	144.80	7.295	13:55:42.002
7 - D1	OUTLAP	47.957	37.896	258.3	5:28.420	59.75	3:20.201	14:01:10.422
8 - D1	44.449	47.266	37.812	257.1	2:09.527	151.50	1.308	14:03:19.949
9 - D1	44.393	47.159	37.660	257.7	2:09.212 (3)	151.87	0.993	14:05:29.161
10 - D1	44.346	47.341	37.785	257.7	2:09.472	151.56	1.253	14:07:38.633
11 - D1	44.884	47.641	IN PIT	257.7	2:16.136 P	144.14	7.917	14:09:54.769
12 - D2	OUTLAP	59.975	IN PIT	253.5	10:14.625 P	31.92	8:06.406	14:20:09.394
13 - D2	OUTLAP	47.693	39.198	255.3	3:46.095	86.79	1:37.876	14:23:55.489
14 - D2	44.309	47.300	38.002	257.1	2:09.611	151.40	1.392	14:26:05.100
15 - D2	44.148	47.404	IN PIT	258.3	2:15.920 P	144.37	7.701	14:28:21.020
16 - D1	OUTLAP	47.895	37.892	258.9	4:02.459	80.93	1:54.240	14:32:23.479
17 - D1	44.861	47.847	38.358	262.7	2:11.066	149.72	2.847	14:34:34.545
18 - D1	44.906	54.331	IN PIT	240.0	2:24.591 P	135.71	16.372	14:36:59.136
19 - D1	OUTLAP	48.580	IN PIT	259.6	3:51.582 P	84.73	1:43.363	14:40:50.718

Weather / Track : Bright / Dry

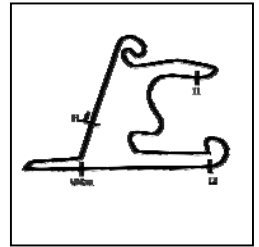
Shanghai

Circuit Length = 5.451 km

Start: 13:40 Flag 14:40 End: 14:44

Blancpain GT World Challenge Asia

FREE PRACTICE - SECTOR ANALYSIS



SECTOR 1 = FL to I1, SECTOR 2 = I1 to I2 SECTOR 3 = I2 to I3, SECTOR 4 = I3 to FL, DIFF = Difference To Personal Best Lap, P = Crossed Finish Line in Pit Lane, D = Time Disallowed

P17 999 GT3S Audi Sport Asia Team TSRT		Audi R8 LMS GT3 2019						
IDEAL LAP TIME : 2:08.375		BEST LAP TIME : 2:08.485		DIFFERENCE : 0.110				
D1: Weian CHEN		D2: Rahel FREY						
LAP	SECTOR 1	SECTOR 2	SECTOR 3	SPEED TRAP	LAP TIME	KPH	DIFF	TIME OF DAY
1 - D1	OUTLAP	53.103	40.797	200.7				13:42:46.812
2 - D1	46.203	48.164	37.937	264.7	2:12.304	148.32	3.819	13:44:59.116
3 - D1	44.210	47.307	37.431	262.1	2:08.948 (3)	152.18	0.463	13:47:08.064
4 - D1	49.132	58.105	IN PIT	188.4	2:45.284 P	118.72	36.799	13:49:53.348
5 - D1	OUTLAP	47.958	37.954	261.5	5:32.360	59.04	3:23.875	13:55:25.708
6 - D1	1:10.401	47.453	IN PIT	260.2	2:42.075 P	121.07	33.590	13:58:07.783
7 - D2	OUTLAP	51.181	38.305	257.1	3:50.185	85.25	1:41.700	14:01:57.968
8 - D2	44.674	48.304	IN PIT	262.7	2:17.779 P	142.42	9.294	14:04:15.747
9 - D2	OUTLAP	48.476	38.528	260.2	3:28.308	94.20	1:19.823	14:07:44.055
10 - D2	44.576	48.376	IN PIT	261.5	2:19.097 P	141.07	10.612	14:10:03.152
11 - D2	OUTLAP	48.159	38.148	262.7	3:54.050	83.84	1:45.565	14:13:57.202
12 - D2	44.585	48.666	IN PIT	263.4	2:19.677 P	140.49	11.192	14:16:16.879
13 - D2	OUTLAP	48.343	38.100	264.0	3:12.697	101.83	1:04.212	14:19:29.576
14 - D2	44.467	48.233	IN PIT	260.2	2:19.680 P	140.48	11.195	14:21:49.256
15 - D2	OUTLAP	48.281	38.317	266.6	3:50.349	85.19	1:41.864	14:25:39.605
16 - D2	44.537	48.451	IN PIT	262.7	2:18.003 P	142.19	9.518	14:27:57.608
17 - D1	OUTLAP	48.617	37.851	258.9	3:28.025	94.33	1:19.540	14:31:25.633
18 - D1	45.424	48.883	IN PIT	264.0	2:18.345 P	141.84	9.860	14:33:43.978
19 - D1	OUTLAP	47.967	37.474	262.7	3:28.177	94.26	1:19.692	14:37:12.155
20 - D1	43.797	47.647	37.361	265.3	2:08.805 (2)	152.35	0.320	14:39:20.960
21 - D1	43.768	47.417	37.300	262.1	2:08.485 (1)	152.73		14:41:29.445

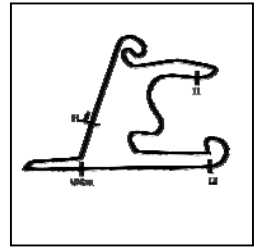
P18 912 GT3S Absolute Racing		Porsche 911 GT3 R						
IDEAL LAP TIME : 2:08.648		BEST LAP TIME : 2:08.709		DIFFERENCE : 0.061				
D1: Yuan BO		D2: Leo Ye HONGLI						
LAP	SECTOR 1	SECTOR 2	SECTOR 3	SPEED TRAP	LAP TIME	KPH	DIFF	TIME OF DAY
1 - D2	OUTLAP	48.886	IN PIT	261.5		P		13:43:02.453
2 - D2	OUTLAP	48.445	37.731	265.3	3:43.020	87.99	1:34.311	13:46:45.473
3 - D2	44.205	47.470	37.364	264.0	2:09.039 (3)	152.07	0.330	13:48:54.512
4 - D2	44.029	47.301	37.379	263.4	2:08.709 (1)	152.46		13:51:03.221
5 - D2	44.344	47.445	37.639	264.0	2:09.428	151.61	0.719	13:53:12.649
6 - D2	44.185	47.648	IN PIT	264.0	2:14.719 P	145.66	6.010	13:55:27.368
7 - D2	OUTLAP	47.314	41.805	263.4	4:30.354	72.58	2:21.645	13:59:57.722
8 - D2	44.060	47.808	37.543	263.4	2:09.411	151.63	0.702	14:02:07.133
9 - D2	44.019	47.876	37.689	261.5	2:09.584	151.43	0.875	14:04:16.717
10 - D2	44.103	47.408	37.348	264.7	2:08.859 (2)	152.28	0.150	14:06:25.576
11 - D2	44.142	48.051	IN PIT	263.4	2:16.390 P	143.87	7.681	14:08:41.966
12 - D1	OUTLAP	48.241	38.632	262.7	3:42.304	88.27	1:33.595	14:12:24.270
13 - D1	45.113	48.043	37.868	260.2	2:11.024	149.77	2.315	14:14:35.294
14 - D1	44.289	47.513	37.581	264.0	2:09.383	151.67	0.674	14:16:44.677
15 - D1	43.999	47.792	37.376	264.0	2:09.167	151.92	0.458	14:18:53.844
16 - D1	45.542	47.824	42.359	233.2	2:25.725	134.66	17.016	14:21:19.569
17 - D1	44.414	48.976	IN PIT	261.5	2:18.858 P	141.32	10.149	14:23:38.427
18 - D1	OUTLAP	49.246	39.281	254.1	5:12.036	62.88	3:03.327	14:28:50.463
19 - D1	44.519	47.973	37.727	264.7	2:10.219	150.69	1.510	14:31:00.682
20 - D1	44.182	47.968	38.057	266.6	2:10.207	150.71	1.498	14:33:10.889
21 - D1	44.391	48.230	37.549	266.0	2:10.170	150.75	1.461	14:35:21.059
22 - D1	48.811	1:01.695	43.709	237.3	2:34.215	127.24	25.506	14:37:55.274
23 - D1	44.599	48.277	37.656	263.4	2:10.532	150.33	1.823	14:40:05.806

Weather / Track : Bright / Dry

Shanghai
Circuit Length = 5.451 km
Start: 13:40 Flag 14:40 End: 14:44

Blancpain GT World Challenge Asia

FREE PRACTICE - SECTOR ANALYSIS



SECTOR 1 = FL to I1, SECTOR 2 = I1 to I2 SECTOR 3 = I2 to I3, SECTOR 4 = I3 to FL, DIFF = Difference To Personal Best Lap, P = Crossed Finish Line in Pit Lane, D = Time Disallowed

P19 911 GT3S Absolute Racing				Porsche 911 GT3 R				
IDEAL LAP TIME : 2:08.299		BEST LAP TIME : 2:08.943		DIFFERENCE : 0.644				
D1: Tanart SATHIENTHIRAKUI		D2: Philip HAMPRECHT						
LAP	SECTOR 1	SECTOR 2	SECTOR 3	SPEED TRAP	LAP TIME	KPH	DIFF	TIME OF DAY
1 - D1	OUTLAP	55.293	IN PIT	231.7				13:43:46.150
2 - D1	OUTLAP	49.841	38.850	250.0	3:43.037	87.98	1:34.094	13:47:29.187
3 - D1	44.780	47.976	38.096	262.1	2:10.852	149.96	1.909	13:49:40.039
4 - D1	43.837	48.062	37.091	264.0	2:08.990 (2)	152.13	0.047	13:51:49.029
5 - D1	43.995	47.555	37.393	266.0	2:08.943 (1)	152.18		13:53:57.972
6 - D1	44.050	47.626	IN PIT	261.5	2:22.928 P	137.29	13.985	13:56:20.900
7 - D1	OUTLAP	49.256	38.446	251.1	5:01.189	65.15	2:52.246	14:01:22.089
8 - D1	44.530	48.544	37.688	264.0	2:10.762	150.07	1.819	14:03:32.851
9 - D1	44.275	48.012	37.576	260.8	2:09.863	151.11	0.920	14:05:42.714
10 - D1	44.320	48.686	IN PIT	264.7	2:16.345 P	143.92	7.402	14:07:59.059
11 - D2	OUTLAP	49.863	IN PIT	260.2	6:59.279 P	46.80	4:50.336	14:14:58.338
12 - D1	OUTLAP	47.999	37.731	262.1	3:34.895	91.31	1:25.952	14:18:33.233
13 - D1	44.088	47.371	37.693	264.7	2:09.152	151.94	0.209	14:20:42.385
14 - D1	44.459	47.903	37.524	262.1	2:09.886	151.08	0.943	14:22:52.271
15 - D1	43.862	47.702	37.590	264.7	2:09.154	151.93	0.211	14:25:01.425
16 - D1	43.994	47.832	IN PIT	266.0	2:14.761 P	145.61	5.818	14:27:16.186
17 - D1	OUTLAP	48.053	42.837	246.5	5:19.231	61.47	3:10.288	14:32:35.417
18 - D1	44.160	47.665	37.413	265.3	2:09.238	151.84	0.295	14:34:44.655
19 - D1	43.915	48.261	37.717	263.4	2:09.893	151.07	0.950	14:36:54.548
20 - D1	43.930	47.604	37.575	264.7	2:09.109 (3)	151.99	0.166	14:39:03.657
21 - D1	44.076	48.034	IN PIT	267.3	2:14.779 P	145.59	5.836	14:41:18.436

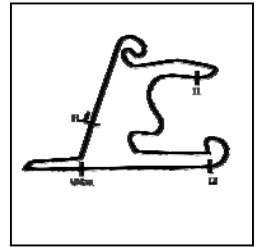
P20 97 GT3S Solite Indigo Racing				Mercedes-AMG GT3				
IDEAL LAP TIME : 2:08.909		BEST LAP TIME : 2:09.187		DIFFERENCE : 0.278				
D1: Roelof BRUINS		D2: Manuel METZGER						
LAP	SECTOR 1	SECTOR 2	SECTOR 3	SPEED TRAP	LAP TIME	KPH	DIFF	TIME OF DAY
1 - D2	OUTLAP	1:00.720	55.540	132.5				13:43:07.609
2 - D2	56.633	51.986	48.285	192.5	2:36.904	125.06	27.717	13:45:44.513
3 - D2	50.539	49.072	46.175	168.2	2:25.786	134.60	16.599	13:48:10.299
4 - D2	49.558	47.390	42.738	230.7	2:19.686	140.48	10.499	13:50:29.985
5 - D2	47.536	47.215	40.955	216.4	2:15.706	144.60	6.519	13:52:45.691
6 - D2	44.158	47.215	IN PIT	140.9	2:27.259 P	133.25	18.072	13:55:12.950
7 - D2	OUTLAP	47.271	37.939	260.2	3:48.049	86.04	1:38.862	13:59:00.999
8 - D2	45.227	47.561	37.738	262.7	2:10.526	150.34	1.339	14:01:11.525
9 - D2	44.191	47.434	37.562	260.8	2:09.187 (1)	151.90		14:03:20.712
10 - D2	44.411	47.243	37.675	263.4	2:09.329 (2)	151.73	0.142	14:05:30.041
11 - D2	44.255	47.373	IN PIT	262.1	2:16.401 P	143.86	7.214	14:07:46.442
12 - D2	OUTLAP	47.899	37.646	260.8	4:33.332	71.79	2:24.145	14:12:19.774
13 - D2	44.470	47.628	37.868	260.8	2:09.966	150.99	0.779	14:14:29.740
14 - D2	44.132	47.543	37.734	260.2	2:09.409 (3)	151.64	0.222	14:16:39.149
15 - D2	44.206	47.622	IN PIT	261.5	2:15.210 P	145.13	6.023	14:18:54.359
16 - D1	OUTLAP	48.307	38.343	259.6	4:54.339	66.67	2:45.152	14:23:48.698
17 - D1	44.893	48.026	38.018	260.8	2:10.937	149.87	1.750	14:25:59.635
18 - D1	44.773	47.999	37.800	261.5	2:10.572	150.28	1.385	14:28:10.207
19 - D1	44.726	47.986	IN PIT	259.6	2:19.221 P	140.95	10.034	14:30:29.428
20 - D1	OUTLAP	48.718	37.921	262.1	3:57.883	82.49	1:48.696	14:34:27.311
21 - D1	45.242	48.124	37.828	261.5	2:11.194	149.57	2.007	14:36:38.505
22 - D1	44.899	50.045	38.541	262.7	2:13.485	147.00	4.298	14:38:51.990
23 - D1	44.700	48.120	37.975	263.4	2:10.795	150.03	1.608	14:41:02.785

Weather / Track : Bright / Dry

Shanghai
Circuit Length = 5.451 km
Start: 13:40 Flag 14:40 End: 14:44

Blancpain GT World Challenge Asia

FREE PRACTICE - SECTOR ANALYSIS



SECTOR 1 = FL to I1, SECTOR 2 = I1 to I2 SECTOR 3 = I2 to I3, SECTOR 4 = I3 to FL, DIFF = Difference To Personal Best Lap, P = Crossed Finish Line in Pit Lane, D = Time Disallowed

P21 66 GT3AM Team iRace.Win				Mercedes-AMG GT3				
IDEAL LAP TIME : 2:09.531		BEST LAP TIME : 2:09.546		DIFFERENCE : 0.015				
D1: Heng MIN		D2: Nan LIN						
LAP	SECTOR 1	SECTOR 2	SECTOR 3	SPEED TRAP	LAP TIME	KPH	DIFF	TIME OF DAY
1 - D2	OUTLAP	1:00.031	IN PIT	159.0				13:43:38.864
2 - D2	OUTLAP	54.184	46.039	159.7	4:59.627	65.49	2:50.081	13:48:38.491
3 - D2	49.259	52.191	41.516	218.6	2:22.966	137.26	13.420	13:51:01.457
4 - D2	50.954	53.247	43.064	217.7	2:27.265	133.25	17.719	13:53:28.722
5 - D2	47.198	55.720	43.610	228.3	2:26.528	133.92	16.982	13:55:55.250
6 - D2	47.300	52.234	IN PIT	257.1	2:26.543	133.91	16.997	13:58:21.793
7 - D2	OUTLAP	50.559	39.090	258.3	4:05.932	79.79	1:56.386	14:02:27.725
8 - D2	45.642	49.705	38.680	257.7	2:14.027	146.41	4.481	14:04:41.752
9 - D2	45.819	49.630	38.665	258.3	2:14.114	146.32	4.568	14:06:55.866
10 - D2	45.789	50.050	38.819	258.9	2:14.658	145.72	5.112	14:09:10.524
11 - D2	46.028	51.451	IN PIT	257.7	2:22.546	137.66	13.000	14:11:33.070
12 - D1	OUTLAP	48.917	39.026	260.2	3:59.736	81.85	1:50.190	14:15:32.806
13 - D1	44.447	1:05.119	38.938	262.1	2:28.504	132.14	18.958	14:18:01.310
14 - D1	44.202	47.685	38.010	262.1	2:09.897 (3)	151.07	0.351	14:20:11.207
15 - D1	44.844	48.043	38.369	261.5	2:11.256	149.50	1.710	14:22:22.463
16 - D1	44.217	47.605	37.724	261.5	2:09.546 (1)	151.47		14:24:32.009
17 - D1	44.442	47.924	IN PIT	237.3	2:19.397	140.77	9.851	14:26:51.406
18 - D1	OUTLAP	49.193	38.752	258.9	4:14.385	77.14	2:04.839	14:31:05.791
19 - D1	44.371	47.749	38.095	262.1	2:10.215	150.70	0.669	14:33:16.006
20 - D1	45.188	47.888	38.029	262.7	2:11.105	149.67	1.559	14:35:27.111
21 - D1	44.411	47.696	37.740	264.0	2:09.847 (2)	151.12	0.301	14:37:36.958
22 - D1	45.152	51.513	IN PIT	161.4	2:33.426	127.90	23.880	14:40:10.384

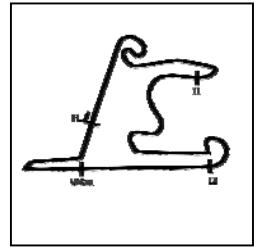
P22 51 GT3AM AMAC Motorsport				Lamborghini Huracan GT3 EVO				
IDEAL LAP TIME : 2:09.250		BEST LAP TIME : 2:09.684		DIFFERENCE : 0.434				
D1: Andrew MACPHERSON		D2: William Ben PORTER						
LAP	SECTOR 1	SECTOR 2	SECTOR 3	SPEED TRAP	LAP TIME	KPH	DIFF	TIME OF DAY
1 - D1	OUTLAP	55.158	40.856	257.1				13:42:52.037
2 - D1	47.962	52.070	39.222	257.7	2:19.254	140.91	9.570	13:45:11.291
3 - D1	48.932	51.433	39.950	256.5	2:20.315	139.85	10.631	13:47:31.606
4 - D1	46.920	50.950	39.560	254.1	2:17.430	142.78	7.746	13:49:49.036
5 - D1	47.123	51.146	39.794	254.7	2:18.063	142.13	8.379	13:52:07.099
6 - D1	47.084	51.209	39.515	255.3	2:17.808	142.39	8.124	13:54:24.907
7 - D1	46.910	50.713	39.234	255.9	2:16.857	143.38	7.173	13:56:41.764
8 - D1	46.868	51.376	IN PIT	258.9	2:28.005	132.58	18.321	13:59:09.769
9 - D2	OUTLAP	51.360	38.660	252.9	4:37.689	70.66	2:28.005	14:03:47.458
10 - D2	45.586	47.902	38.631	258.3	2:12.119	148.52	2.435	14:05:59.577
11 - D2	44.779	47.755	37.751	258.9	2:10.285 (3)	150.62	0.601	14:08:09.862
12 - D2	44.256	47.537	37.891	260.2	2:09.684 (1)	151.31		14:10:19.546
13 - D2	46.488	48.222	IN PIT	257.7	2:19.819	140.35	10.135	14:12:39.365
14 - D2	OUTLAP	48.352	38.556	258.3	3:38.202	89.93	1:28.518	14:16:17.567
15 - D2	45.093	47.880	38.064	260.2	2:11.037	149.75	1.353	14:18:28.604
16 - D2	44.588	47.790	38.220	264.0	2:10.598	150.25	0.914	14:20:39.202
17 - D2	44.840	47.308	37.686	261.5	2:09.834 (2)	151.14	0.150	14:22:49.036
18 - D2	44.509	48.547	IN PIT	258.9	2:17.324	142.90	7.640	14:25:06.360
19 - D1	OUTLAP	49.935	38.794	260.8	3:52.877	84.26	1:43.193	14:28:59.237
20 - D1	46.387	50.848	38.588	256.5	2:15.823	144.47	6.139	14:31:15.060
21 - D1	45.994	49.906	38.478	258.3	2:14.378	146.03	4.694	14:33:29.438
22 - D1	46.260	50.179	38.812	259.6	2:15.251	145.09	5.567	14:35:44.689
23 - D1	46.402	51.397	38.792	258.3	2:16.591	143.66	6.907	14:38:01.280
24 - D1	46.416	53.712	IN PIT	255.9	2:29.255	131.47	19.571	14:40:30.535

Weather / Track : Bright / Dry

Shanghai
Circuit Length = 5.451 km
Start: 13:40 Flag 14:40 End: 14:44

Blancpain GT World Challenge Asia

FREE PRACTICE - SECTOR ANALYSIS



SECTOR 1 = FL to I1, SECTOR 2 = I1 to I2 SECTOR 3 = I2 to I3, SECTOR 4 = I3 to FL, DIFF = Difference To Personal Best Lap, P = Crossed Finish Line in Pit Lane, D = Time Disallowed

P23 7 GT3AM Zun Motorsport Crew				Mercedes-AMG GT3				
IDEAL LAP TIME : 2:11.869		BEST LAP TIME : 2:12.564		DIFFERENCE : 0.695				
D1: Yi Ming LIN		D2: Ka Chun MA						
LAP	SECTOR 1	SECTOR 2	SECTOR 3	SPEED TRAP	LAP TIME	KPH	DIFF	TIME OF DAY
1 - D2	OUTLAP	53.863	49.607	189.4				13:44:30.359
2 - D2	47.555	52.775	39.355	256.5	2:19.685	140.48	7.121	13:46:50.044
3 - D2	45.755	50.091	IN PIT	254.7	2:24.269 P	136.02	11.705	13:49:14.313
4 - D2	OUTLAP	49.452	39.164	253.5	3:48.565	85.85	1:36.001	13:53:02.878
5 - D2	46.179	48.910	38.487	254.7	2:13.576 (3)	146.90	1.012	13:55:16.454
6 - D2	45.233	48.913	38.718	255.3	2:12.864 (2)	147.69	0.300	13:57:29.318
7 - D2	44.758	49.605	38.201	255.9	2:12.564 (1)	148.03		13:59:41.882
8 - D2	45.823	48.992	IN PIT	258.9	2:25.310 P	135.04	12.746	14:02:07.192
9 - D1	OUTLAP	53.799	40.995	253.5	4:12.381	77.75	1:59.817	14:06:19.573
10 - D1	47.279	51.033	IN PIT	251.7	2:25.635 P	134.74	13.071	14:08:45.208
11 - D1	OUTLAP	50.247	39.658	251.1	4:38.948	70.34	2:26.384	14:13:24.156
12 - D1	46.594	50.647	39.399	252.9	2:16.640	143.61	4.076	14:15:40.796
13 - D1	46.504	50.484	1:03.522	252.9	2:40.510	122.25	27.946	14:18:21.306
14 - D1	46.988	50.667	41.397	252.3	2:19.052	141.12	6.488	14:20:40.358
15 - D1	46.231	50.591	38.934	254.7	2:15.756	144.55	3.192	14:22:56.114
16 - D1	45.949	50.787	38.873	253.5	2:15.609	144.70	3.045	14:25:11.723
17 - D1	46.344	50.346	39.006	254.7	2:15.696	144.61	3.132	14:27:27.419
18 - D1	47.222	50.073	IN PIT	255.9	2:29.047 P	131.66	16.483	14:29:56.466
19 - D1	OUTLAP	50.281	38.809	254.7	3:39.817	89.27	1:27.253	14:33:36.283
20 - D1	46.093	50.853	38.916	256.5	2:15.862	144.43	3.298	14:35:52.145
21 - D1	45.311	49.738	38.803	256.5	2:13.852	146.60	1.288	14:38:05.997
22 - D1	45.299	50.686	IN PIT	249.4	2:27.044 P	133.45	14.480	14:40:33.041

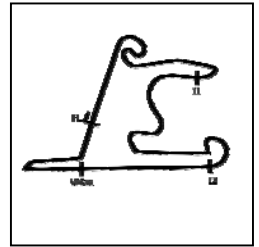
P24 111 GT4AM Team iRace.Win				Mercedes-AMG GT4				
IDEAL LAP TIME : 2:18.548		BEST LAP TIME : 2:18.581		DIFFERENCE : 0.033				
D1: Setiawan SANTOSO		D2: Ringo CHONG						
LAP	SECTOR 1	SECTOR 2	SECTOR 3	SPEED TRAP	LAP TIME	KPH	DIFF	TIME OF DAY
1 - D2	OUTLAP	1:00.020	50.832	165.8				13:44:11.909
2 - D2	53.206	56.497	50.686	156.7	2:40.389	122.35	21.808	13:46:52.298
3 - D2	53.950	53.998	41.857	241.0	2:29.805	130.99	11.224	13:49:22.103
4 - D2	48.372	50.857	40.743	244.3	2:19.972	140.19	1.391	13:51:42.075
5 - D2	47.068	50.872	40.641	244.8	2:18.581 (1)	141.60		13:54:00.656
6 - D2	47.142	51.448	41.323	243.7	2:19.913 (3)	140.25	1.332	13:56:20.569
7 - D2	47.050	50.961	41.643	244.8	2:19.654 (2)	140.51	1.073	13:58:40.223
8 - D2	57.053	54.677	IN PIT	205.7	2:47.758 P	116.97	29.177	14:01:27.981
9 - D1	OUTLAP	52.888	42.440	239.4	4:19.382	75.65	2:00.801	14:05:47.363
10 - D1	48.313	52.233	41.917	243.7	2:22.463	137.74	3.882	14:08:09.826
11 - D1	48.642	52.198	41.354	243.7	2:22.194	138.00	3.613	14:10:32.020
12 - D1	48.410	52.251	41.630	242.6	2:22.291	137.91	3.710	14:12:54.311
13 - D1	49.705	52.734	41.335	243.2	2:23.774	136.48	5.193	14:15:18.085
14 - D1	49.470	53.413	42.104	244.3	2:24.987	135.34	6.406	14:17:43.072
15 - D1	48.862	55.059	41.589	243.7	2:25.510	134.86	6.929	14:20:08.582
16 - D1	49.895	52.027	42.044	243.7	2:23.966	136.30	5.385	14:22:32.548
17 - D1	48.329	52.377	41.408	243.7	2:22.114	138.08	3.533	14:24:54.662
18 - D1	48.313	53.504	41.329	247.1	2:23.146	137.08	4.565	14:27:17.808
19 - D1	48.745	1:00.850	41.462	244.8	2:31.057	129.90	12.476	14:29:48.865
20 - D1	48.482	52.391	40.932	246.0	2:21.805	138.38	3.224	14:32:10.670
21 - D1	52.379	54.587	41.422	247.1	2:28.388	132.24	9.807	14:34:39.058
22 - D1	48.606	53.288	41.598	245.4	2:23.492	136.75	4.911	14:37:02.550
23 - D1	48.587	53.064	41.659	245.4	2:23.310	136.93	4.729	14:39:25.860
24 - D1	49.109	53.132	IN PIT	240.5	2:33.481 P	127.85	14.900	14:41:59.341

Weather / Track : Bright / Dry

Shanghai
Circuit Length = 5.451 km
Start: 13:40 Flag 14:40 End: 14:44

Blancpain GT World Challenge Asia

FREE PRACTICE - SECTOR ANALYSIS



SECTOR 1 = FL to I1, SECTOR 2 = I1 to I2 SECTOR 3 = I2 to I3, SECTOR 4 = I3 to FL, DIFF = Difference To Personal Best Lap, P = Crossed Finish Line in Pit Lane, D = Time Disallowed

P25 82 GT4AM BMW Team Studie				BMW M4 GT4				
IDEAL LAP TIME : 2:19.397		BEST LAP TIME : 2:19.667		DIFFERENCE : 0.270				
D1: Sunako JUKUCHOU								
LAP	SECTOR 1	SECTOR 2	SECTOR 3	SPEED TRAP	LAP TIME	KPH	DIFF	TIME OF DAY
1 - D1	OUTLAP	54.667	42.207	238.9				13:42:54.580
2 - D1	48.558	51.761	IN PIT	241.0	2:30.189	P 130.65	10.522	13:45:24.769
3 - D1	OUTLAP	51.878	41.402	243.2	4:09.114	78.77	1:49.447	13:49:33.883
4 - D1	48.783	51.913	40.918	242.6	2:21.614	138.57	1.947	13:51:55.497
5 - D1	48.283	51.656	40.949	242.6	2:20.888	139.28	1.221	13:54:16.385
6 - D1	48.481	52.028	40.919	242.6	2:21.428	138.75	1.761	13:56:37.813
7 - D1	48.246	51.968	40.950	244.8	2:21.164	139.01	1.497	13:58:58.977
8 - D1	49.290	52.189	IN PIT	245.4	2:31.323	P 129.68	11.656	14:01:30.300
9 - D1	OUTLAP	52.316	41.277	241.6	9:22.531	34.88	7:02.864	14:10:52.831
10 - D1	48.648	52.201	40.997	242.6	2:21.846	138.34	2.179	14:13:14.677
11 - D1	49.100	52.687	IN PIT	242.1	2:31.564	P 129.47	11.897	14:15:46.241
12 - D1	OUTLAP	52.643	40.976	242.6	5:17.204	61.86	2:57.537	14:21:03.445
13 - D1	48.072	52.654	41.769	241.6	2:22.495	137.71	2.828	14:23:25.940
14 - D1	47.894	51.498	40.848	244.3	2:20.240	(3) 139.92	0.573	14:25:46.180
15 - D1	47.604	51.317	40.769	244.3	2:19.690	(2) 140.47	0.023	14:28:05.870
16 - D1	49.000	53.263	IN PIT	242.6	2:31.475	P 129.55	11.808	14:30:37.345
17 - D1	OUTLAP	51.718	40.751	246.5	5:32.531	59.01	3:12.864	14:36:09.876
18 - D1	47.705	51.486	40.476	246.0	2:19.667	(1) 140.50		14:38:29.543
19 - D1	48.434	52.317	IN PIT	245.4	2:29.446	P 131.30	9.779	14:40:58.989

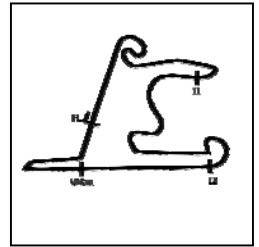
P26 81 GT4AM BMW Team Studie				BMW M4 GT4				
IDEAL LAP TIME : 2:19.759		BEST LAP TIME : 2:19.891		DIFFERENCE : 0.132				
D1: Takayuki KINOSHITA								
LAP	SECTOR 1	SECTOR 2	SECTOR 3	SPEED TRAP	LAP TIME	KPH	DIFF	TIME OF DAY
1 - D1	OUTLAP	55.181	IN PIT	231.7				13:43:24.124
2 - D1	OUTLAP	54.309	41.542	242.1	4:11.892	77.90	1:52.001	13:47:36.016
3 - D1	48.308	52.083	41.281	242.6	2:21.672	138.51	1.781	13:49:57.688
4 - D1	48.649	52.718	41.434	243.2	2:22.801	137.41	2.910	13:52:20.489
5 - D1	48.653	52.969	41.447	243.2	2:23.069	137.16	3.178	13:54:43.558
6 - D1	48.782	52.838	IN PIT	243.2	2:30.306	P 130.55	10.415	13:57:13.864
7 - D1	OUTLAP	54.240	41.989	243.2	4:06.889	79.48	1:46.998	14:01:20.753
8 - D1	49.378	52.870	41.654	242.6	2:23.902	136.36	4.011	14:03:44.655
9 - D1	50.154	53.583	IN PIT	242.6	2:35.027	P 126.58	15.136	14:06:19.682
10 - D1	OUTLAP	53.847	IN PIT	136.8	5:22.758	P 60.79	3:02.867	14:11:42.440
11 - D1	OUTLAP	54.978	42.524	221.7	4:33.618	71.71	2:13.727	14:16:16.058
12 - D1	48.578	52.382	41.226	244.8	2:22.186	138.01	2.295	14:18:38.244
13 - D1	47.634	51.641	40.820	247.1	2:20.095	(2) 140.07	0.204	14:20:58.339
14 - D1	47.897	51.589	40.748	247.7	2:20.234	(3) 139.93	0.343	14:23:18.573
15 - D1	50.360	55.622	IN PIT	219.5	2:36.453	P 125.42	16.562	14:25:55.026
16 - D1	OUTLAP	53.550	IN PIT	244.3	4:06.338	P 79.66	1:46.447	14:30:01.364
17 - D1	OUTLAP	53.215	41.004	246.0	3:43.777	87.69	1:23.886	14:33:45.141
18 - D1	47.487	51.524	40.880	248.2	2:19.891	(1) 140.27		14:36:05.032
19 - D1	48.880	53.853	IN PIT	211.7	2:33.134	P 128.14	13.243	14:38:38.166

Weather / Track : Bright / Dry

Shanghai
Circuit Length = 5.451 km
Start: 13:40 Flag 14:40 End: 14:44

Blancpain GT World Challenge Asia

FREE PRACTICE - SECTOR ANALYSIS



SECTOR 1 = FL to I1, SECTOR 2 = I1 to I2 SECTOR 3 = I2 to I3, SECTOR 4 = I3 to FL, DIFF = Difference To Personal Best Lap, P = Crossed Finish Line in Pit Lane, D = Time Disallowed

P27 11 GT4AM GTO Racing with TTR				Mercedes-AMG GT4				
IDEAL LAP TIME : 2:20.023		BEST LAP TIME : 2:20.692		DIFFERENCE : 0.669				
D1: Brian LEE		D2: Tony FONG						
LAP	SECTOR 1	SECTOR 2	SECTOR 3	SPEED TRAP	LAP TIME	KPH	DIFF	TIME OF DAY
1 - D2	OUTLAP	55.242	45.631	214.7				13:43:30.518
2 - D2	49.409	52.651	45.995	245.4		132.54	7.363	13:45:58.573
3 - D2	48.701	52.327	41.480	244.8	2:22.508	137.70	1.816	13:48:21.081
4 - D2	48.839	52.420	42.090	243.2	2:23.349	136.89	2.657	13:50:44.430
5 - D2	48.824	53.404	41.509	242.6	2:23.737	136.52	3.045	13:53:08.167
6 - D2	49.536	53.535	41.971	243.2	2:25.042	135.29	4.350	13:55:33.209
7 - D2	48.666	52.923	41.166	243.2	2:22.755	137.46	2.063	13:57:55.964
8 - D2	49.060	52.638	41.515	244.3	2:23.213	137.02	2.521	14:00:19.177
9 - D2	48.646	53.008	41.061	243.2	2:22.715	137.50	2.023	14:02:41.892
10 - D2	1:34.791	59.570	IN PIT	210.5	3:30.564	P 93.19	1:09.872	14:06:12.456
11 - D1	OUTLAP	54.312	42.406	241.6	5:19.460	61.42	2:58.768	14:11:31.916
12 - D1	48.074	51.230	41.388	242.1	2:20.692 (1)	139.47		14:13:52.608
13 - D1	47.858	52.103	40.945	243.2	2:20.906	(2) 139.26	0.214	14:16:13.514
14 - D1	48.188	52.782	40.947	243.7	2:21.917	138.27	1.225	14:18:35.431
15 - D1	48.506	51.833	40.985	242.6	2:21.324	138.85	0.632	14:20:56.755
16 - D1	48.116	52.057	40.999	243.2	2:21.172	(3) 139.00	0.480	14:23:17.927
17 - D1	48.237	52.141	41.116	243.7	2:21.494	138.68	0.802	14:25:39.421
18 - D1	49.230	52.437	41.308	243.2	2:22.975	137.25	2.283	14:28:02.396
19 - D1	48.667	52.796	41.461	244.8	2:22.924	137.30	2.232	14:30:25.320
20 - D1	48.783	53.251	42.614	246.5	2:24.648	135.66	3.956	14:32:49.968
21 - D1	49.662	52.755	41.472	245.4	2:23.889	136.38	3.197	14:35:13.857
22 - D1	48.238	53.232	40.935	246.0	2:22.405	137.80	1.713	14:37:36.262
23 - D1	48.294	52.712	41.205	243.7	2:22.211	137.98	1.519	14:39:58.473
24 - D1	48.902	52.897	IN PIT	244.3	2:31.466	P 129.55	10.774	14:42:29.939

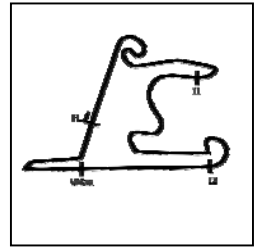
P28 199 GT4AM Team iRace.Win				Mercedes-AMG GT4				
IDEAL LAP TIME : 2:21.069		BEST LAP TIME : 2:21.193		DIFFERENCE : 0.124				
D1: Keo CHANG		D2: Joe CHI						
LAP	SECTOR 1	SECTOR 2	SECTOR 3	SPEED TRAP	LAP TIME	KPH	DIFF	TIME OF DAY
1 - D1	OUTLAP	56.206	45.169	224.5				13:43:34.498
2 - D1	48.488	52.076	40.935	246.5	2:21.499	(2) 138.68	0.306	13:45:55.997
3 - D1	48.170	51.964	41.059	244.3	2:21.193 (1)	138.98		13:48:17.190
4 - D1	48.467	52.018	41.232	245.4	2:21.717	(3) 138.47	0.524	13:50:38.907
5 - D1	49.105	52.074	41.183	246.0	2:22.362	137.84	1.169	13:53:01.269
6 - D1	49.103	52.641	42.117	240.0	2:23.861	136.40	2.668	13:55:25.130
7 - D1	52.380	53.309	IN PIT	245.4	2:36.626	P 125.28	15.433	13:58:01.756
8 - D2	OUTLAP	53.989	42.461	245.4	3:55.091	83.47	1:33.898	14:01:56.847
9 - D2	48.836	53.558	42.408	243.2	2:24.802	135.52	3.609	14:04:21.649
10 - D2	49.205	52.976	41.528	243.7	2:23.709	136.55	2.516	14:06:45.358
11 - D2	49.013	53.119	41.646	244.3	2:23.778	136.48	2.585	14:09:09.136
12 - D2	48.679	53.556	41.694	246.0	2:23.929	136.34	2.736	14:11:33.065
13 - D2	48.484	53.162	41.152	246.0	2:22.798	137.42	1.605	14:13:55.863
14 - D2	48.891	53.319	41.607	245.4	2:23.817	136.44	2.624	14:16:19.680
15 - D2	49.332	53.593	41.562	245.4	2:24.487	135.81	3.294	14:18:44.167
16 - D2	49.312	53.743	44.016	244.8	2:27.071	133.42	5.878	14:21:11.238
17 - D2	50.516	54.976	IN PIT	243.7	2:34.922	P 126.66	13.729	14:23:46.160
18 - D2	OUTLAP	54.152	42.056	245.4	3:30.177	93.36	1:08.984	14:27:16.337
19 - D2	49.581	54.657	42.108	246.5	2:26.346	134.09	5.153	14:29:42.683
20 - D2	49.999	53.861	41.702	246.0	2:25.562	134.81	4.369	14:32:08.245
21 - D2	51.423	54.908	41.806	246.0	2:28.137	132.46	6.944	14:34:36.382
22 - D2	49.563	54.469	43.003	244.8	2:27.035	133.46	5.842	14:37:03.417
23 - D2	49.983	54.859	41.754	246.0	2:26.596	133.86	5.403	14:39:30.013
24 - D2	50.403	54.956	IN PIT	245.4	2:34.363	P 127.12	13.170	14:42:04.376

Weather / Track : Bright / Dry

Shanghai
Circuit Length = 5.451 km
Start: 13:40 Flag 14:40 End: 14:44

Blancpain GT World Challenge Asia

FREE PRACTICE - SECTOR ANALYSIS



SECTOR 1 = FL to I1, SECTOR 2 = I1 to I2 SECTOR 3 = I2 to I3, SECTOR 4 = I3 to FL, DIFF = Difference To Personal Best Lap, P = Crossed Finish Line in Pit Lane, D = Time Disallowed

P29 77 GT4AM Craft-Bamboo Racing

Mercedes-AMG GT4

IDEAL LAP TIME : 2:24.004

BEST LAP TIME : 2:24.890

DIFFERENCE : 0.886

D1: Jean-Marc MERLIN

D2: Douglas KHOO

LAP	SECTOR 1	SECTOR 2	SECTOR 3	SPEED TRAP	LAP TIME	KPH	DIFF	TIME OF DAY
1 - D1	OUTLAP	1:11.091	IN PIT	144.1	P			13:43:53.719
2 - D1	OUTLAP	53.803	43.645	240.0	13:28.880	24.26	11:03.990	13:57:22.599
3 - D1	48.891	53.814	43.060	238.4	2:25.765 (3)	134.62	0.875	13:59:48.364
4 - D1	49.044	53.016	42.839	238.9	2:24.899 (2)	135.42	0.009	14:02:13.263
5 - D1	49.339	53.040	42.511	240.0	2:24.890 (1)	135.43		14:04:38.153
6 - D1	50.034	52.917	IN PIT	238.9	2:34.074 P	127.36	9.184	14:07:12.227
7 - D2	OUTLAP	56.961	44.445	238.9	5:17.764	61.75	2:52.874	14:12:29.991
8 - D2	52.389	57.007	44.494	237.8	2:33.890	127.51	9.000	14:15:03.881
9 - D2	51.667	56.633	46.211	238.4	2:34.511	127.00	9.621	14:17:38.392
10 - D2	51.699	56.562	43.791	238.9	2:32.052	129.05	7.162	14:20:10.444
11 - D2	51.548	55.334	43.088	241.0	2:29.970	130.85	5.080	14:22:40.414
12 - D2	50.918	55.019	42.650	241.0	2:28.587	132.06	3.697	14:25:09.001
13 - D2	50.821	55.019	42.674	240.0	2:28.514	132.13	3.624	14:27:37.515
14 - D2	50.811	56.050	IN PIT	240.5	2:38.950 P	123.45	14.060	14:30:16.465
15 - D1	OUTLAP	54.883	42.196	241.0	4:20.820	75.23	1:55.930	14:34:37.285
16 - D1	49.481	53.895	43.176	240.5	2:26.552	133.90	1.662	14:37:03.837
17 - D1	50.109	54.435	IN PIT	241.0	2:37.272 P	124.77	12.382	14:39:41.109

Weather / Track : Bright / Dry

Shanghai

Circuit Length = 5.451 km

Start: 13:40 Flag 14:40 End: 14:44

Blancpain GT World Challenge Asia

FREE PRACTICE - STATISTICS

Competitors Started 29
Planned Start 2019-09-26 @ 13:40:00.000
Actual Start 2019-09-26 @ 13:40:00.659
Finish Time 2019-09-26 @ 14:40:00.379
Track Length 5.451km
Total Laps 642
Total Distance Covered 3499.542km

Session Fastest Lap History

NO	CL	NAME	LAP TIME	TIME OF DAY	LAP	VEHICLE
17	GT3PA	Anstone Racing <i>N. YOKOMIZO</i>	2:08.337	13:44:26.867	2	Mercedes-AMG GT3
88	GT3PA	Craft-Bamboo Racing <i>A. PICARIELLO</i>	2:07.139	13:44:50.287	2	Mercedes-AMG GT3
13	GT3PA	Audi Sport Asia Team Absolute Racing <i>C. CHENG</i>	2:06.930	14:26:44.846	17	Audi R8 LMS GT3 2019
918	GT3PA	Panther/AAS Motorsport <i>A. IMPERATORI</i>	2:06.329	14:33:03.562	19	Porsche 911 GT3 R

Flag History

TYPE	TIME OF DAY
GREEN	13:40:00.659
FINISH	14:40:00.379

Flag Statistics

TYPE	COUNT	TOTAL LAPS	TOTAL TIME
Green	1	26	1:04:52.629
Red	0	0	0.000
Safety Car	0	0	0.000
FCY	0	0	0.000

Blancpain GT World Challenge Asia

FREE PRACTICE - STATISTICS

CLASS : GT3S

8 Starters

Fastest Lap History

NO	NAME	LAP TIME	TIME OF DAY	LAP	VEHICLE
27	HubAuto Corsa <i>M. GOMES</i>	2:09.892	13:44:38.785	2	Ferrari 488 GT3
27	HubAuto Corsa <i>M. GOMES</i>	2:08.089	13:46:46.875	3	Ferrari 488 GT3
12	Audi Sport Asia Team Absolute Racing <i>M. RUMP</i>	2:07.991	14:06:28.614	7	Audi R8 LMS GT3 2019

Weather / Track : Bright / Dry

Results can be found at www.tsl-timing.com

Page 2 of 5

Shanghai
Circuit Length = 5.451 km
Start: 13:40 Flag 14:40 End: 14:44

Printed - 14:54 Thursday, 26 September 2019

Blancpain GT World Challenge Asia

FREE PRACTICE - STATISTICS

CLASS : GT3PA

11 Starters

Fastest Lap History

NO	NAME	LAP TIME	TIME OF DAY	LAP	VEHICLE
17	Anstone Racing <i>N. YOKOMIZO</i>	2:08.337	13:44:26.867	2	Mercedes-AMG GT3
88	Craft-Bamboo Racing <i>A. PICARIELLO</i>	2:07.139	13:44:50.287	2	Mercedes-AMG GT3
13	Audi Sport Asia Team Absolute Racing <i>C. CHENG</i>	2:06.930	14:26:44.846	17	Audi R8 LMS GT3 2019
918	Panther/AAS Motorsport <i>A. IMPERATORI</i>	2:06.329	14:33:03.562	19	Porsche 911 GT3 R

Weather / Track : Bright / Dry

Results can be found at www.tsl-timing.com

Page 3 of 5

Shanghai

Circuit Length = 5.451 km

Start: 13:40 Flag 14:40 End: 14:44

Printed - 14:54 Thursday, 26 September 2019

Blancpain GT World Challenge Asia

FREE PRACTICE - STATISTICS

CLASS : GT3AM

4 Starters

Fastest Lap History

NO	NAME	LAP TIME	TIME OF DAY	LAP	VEHICLE
51	AMAC Motorsport <i>A. MACPHERSON</i>	2:19.254	13:45:11.306	2	Lamborghini Huracan GT3 EVO
51	AMAC Motorsport <i>A. MACPHERSON</i>	2:17.430	13:49:49.050	4	Lamborghini Huracan GT3 EVO
5	Phantom Pro Racing <i>W. LU</i>	2:09.881	13:52:52.198	4	Mercedes-AMG GT3
5	Phantom Pro Racing <i>W. LU</i>	2:09.268	13:57:20.377	6	Mercedes-AMG GT3
5	Phantom Pro Racing <i>W. LU</i>	2:08.472	13:59:28.849	7	Mercedes-AMG GT3
5	Phantom Pro Racing <i>W. LU</i>	2:07.845	14:01:36.694	8	Mercedes-AMG GT3

Weather / Track : Bright / Dry

Shanghai
Circuit Length = 5.451 km
Start: 13:40 Flag 14:40 End: 14:44

Blancpain GT World Challenge Asia

FREE PRACTICE - STATISTICS

CLASS : GT4AM

6 Starters

Fastest Lap History

NO	NAME	LAP TIME	TIME OF DAY	LAP	VEHICLE
199	Team iRace.Win <i>K. CHANG</i>	2:21.499	13:45:56.019	2	Mercedes-AMG GT4
199	Team iRace.Win <i>K. CHANG</i>	2:21.193	13:48:17.212	3	Mercedes-AMG GT4
111	Team iRace.Win <i>R. CHONG</i>	2:19.972	13:51:42.097	4	Mercedes-AMG GT4
111	Team iRace.Win <i>R. CHONG</i>	2:18.581	13:54:00.678	5	Mercedes-AMG GT4

Weather / Track : Bright / Dry

Results can be found at www.tsl-timing.com

Page 5 of 5

Shanghai
Circuit Length = 5.451 km
Start: 13:40 Flag 14:40 End: 14:44

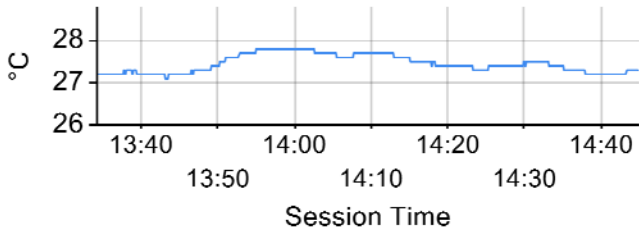
Printed - 14:54 Thursday, 26 September 2019

Blancpain GT World Challenge Asia

FREE PRACTICE - WEATHER CONDITIONS

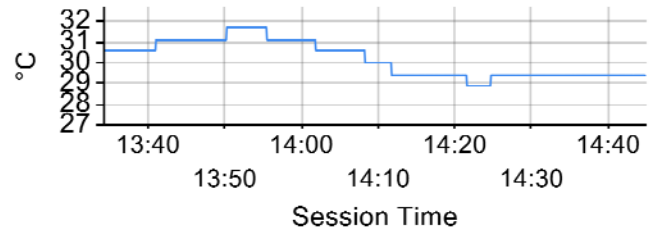
Air Temperature

Min: 27.1°C Max: 27.8°C



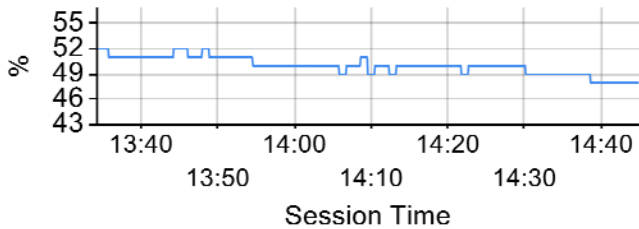
Track Temperature

Min: 28.9°C Max: 31.7°C



Humidity

Min: 48% Max: 52%



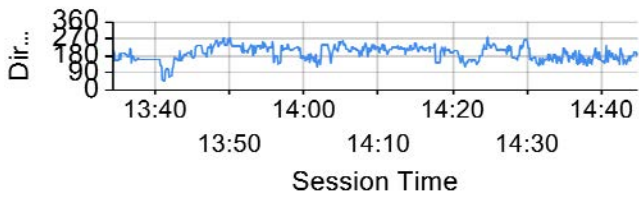
Daily Rainfall

Min: 0mm Max: 0mm



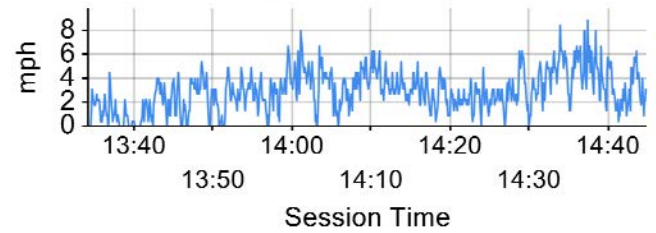
Wind Direction

North = 0/360, East = 90, South = 180, West = 270



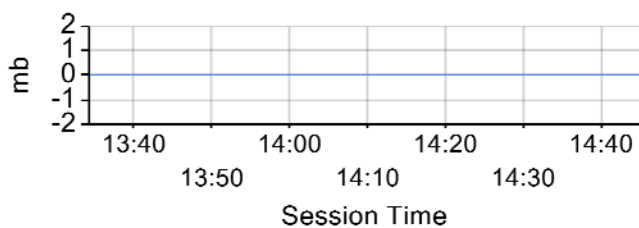
Wind Speed

Min: 0mph Max: 8.9mph



Barometric Pressure

Min: 0mb Max: 0mb



Weather / Track : Bright / Dry

Results can be found at www.tsl-timing.com

Shanghai
Circuit Length = 5.451 km
Start: 13:40 Flag 14:40 End: 14:44

Printed - 14:55 Thursday, 26 September 2019

Blancpain GT World Challenge Asia

OFFICIAL PRACTICE - CLASSIFICATION

POS	NO	CL	PIC	TEAM / DRIVERS	CAR	TIME	ON	LAPS	GAP	DIFF	KPH
1	55	GT3PA	1	Craft-Bamboo Racing (HKG) Daniel AU (SGP) / Melvin MOH (MYS)	Mercedes-AMG GT3	2:06.038	4	23			155.69
2	912	GT3S	1	Absolute Racing (CHN) Yuan BO (CHN) / Leo Ye HONGLI (CHN)	Porsche 911 GT3 R	2:06.619	15	21	0.581	0.581	154.98
3	910	GT3PA	2	JRM (CHN) Chao LI (CHN) / Chris VAN DER DRIFT (NZL)	Porsche 911 GT3 R	2:06.941	5	15	0.903	0.322	154.58
4	17	GT3PA	3	Anstone Racing (CHN) Xu WEI (CHN) / Naoki YOKOMIZO (JPN)	Mercedes-AMG GT3	2:06.947	17	22	0.909	0.006	154.58
5	888	GT3PA	4	Triple Eight Race Engineering Australia (AUS) HH Prince Abdul Rahman IBRAHIM (MYS) / Shane VAN GISBERGEN (NZL)	Mercedes-AMG GT3	2:07.179	24	25	1.141	0.232	154.29
6	999	GT3S	2	Audi Sport Asia Team TSRT (CHN) Weian CHEN (CHN) / Rahel FREY (CHE)	Audi R8 LMS GT3 2019	2:07.278	19	24	1.240	0.099	154.17
7	97	GT3S	3	Solite Indigo Racing (KOR) Roelof BRUINS (KOR) / Manuel METZGER (DEU)	Mercedes-AMG GT3	2:07.283	8	23	1.245	0.005	154.17
8	911	GT3S	4	Absolute Racing (CHN) Tanart SATHIENTHIRAKUL (THA) / Phillip HAMPRECHT (DEU)	Porsche 911 GT3 R	2:07.346	9	20	1.308	0.063	154.09
9	12	GT3S	5	Audi Sport Asia Team Absolute Racing (CHN) Martin RUMP (EST) / Weiron TAN (MYS)	Audi R8 LMS GT3 2019	2:07.383	7	21	1.345	0.037	154.05
10	75	GT3PA	5	T2 Motorsports (SGP) David TJIPTOBIANTORO (IDN) / Rio HARYANTO (IDN)	Ferrari 488 GT3	2:07.394	19	25	1.356	0.011	154.03
11	13	GT3PA	6	Audi Sport Asia Team Absolute Racing (CHN) Jingzu SUN (CHN) / Congfu CHENG (CHN)	Audi R8 LMS GT3 2019	2:07.427	8	24	1.389	0.033	153.99
12	27	GT3S	6	HubAuto Corsa (TPE) Yuya SAKAMOTO (JPN) / Marcos GOMES (BRA)	Ferrari 488 GT3	2:07.436	3	25	1.398	0.009	153.98
13	61	GT3PA	7	ABSSA Motorsport (JPN) Pili BHIROMBHAKDI (THA) / Keita SAWA (JPN)	McLaren 720S GT3	2:07.558	5	25	1.520	0.122	153.84
14	4	GT3S	7	Zun Motorsport Crew (CHN) Adderly FONG (HKG) / Josh BURDON (AUS)	Mercedes-AMG GT3	2:07.773	8	17	1.735	0.215	153.58
15	666	GT3PA	8	Vincenzo Sospiri Racing (ITA) Alex AU (HKG) / Frederik SCHANDORFF (DNK)	Lamborghini Huracan GT3 EVO	2:07.785	15	22	1.747	0.012	153.56
16	99	GT3S	8	Craft-Bamboo Racing (HKG) Christina NIELSEN (DNK) / Darryl O'YOUNG (HKG)	Mercedes-AMG GT3	2:07.801	19	20	1.763	0.016	153.54
17	88	GT3PA	9	Craft-Bamboo Racing (HKG) Jeffrey LEE (TPE) / Alessio PICARIELLO (BEL)	Mercedes-AMG GT3	2:08.146	19	25	2.108	0.345	153.13
18	918	GT3PA	10	Panther/AAS Motorsport (CHN) Vutthikorn INTHRAPHUVASAK (THA) / Alexandre IMPERATORI (CHE)	Porsche 911 GT3 R	2:08.375	3	20	2.337	0.229	152.86
19	5	GT3AM	1	Phantom Pro Racing (CHN) Chris On CHIA (CHN) / Wei LU (CHN)	Mercedes-AMG GT3	2:08.646	15	24	2.608	0.271	152.53
20	8	GT3PA	11	ARN Racing (JPN) Hiroaki NAGAI (JPN) / Yuta KAMIMURA (JPN)	Porsche 911 GT3 R	2:08.882	15	24	2.844	0.236	152.26
21	51	GT3AM	2	AMAC Motorsport (AUS) Andrew MACPHERSON (AUS) / William Ben PORTER (AUS)	Lamborghini Huracan GT3 EVO	2:09.114	14	22	3.076	0.232	151.98
22	66	GT3AM	3	Team iRace.Win (TPE) Nan LIN (CHN) / Heng MIN (CHN)	Mercedes-AMG GT3	2:09.718	10	21	3.680	0.604	151.27
23	7	GT3AM	4	Zun Motorsport Crew (CHN) Yi Ming LIN (CHN) / Ka Chun MA (CHN)	Mercedes-AMG GT3	2:10.759	14	22	4.721	1.041	150.07
24	111	GT4AM	1	Team iRace.Win (TPE) Setiawan SANTOSO (IDN) / Ringo CHONG (SGP)	Mercedes-AMG GT4	2:17.935	7	23	11.897	7.176	142.26
25	11	GT4AM	2	GTO Racing with TTR (JPN) Brian LEE (TPE) / Tony FONG (HKG)	Mercedes-AMG GT4	2:19.038	4	23	13.000	1.103	141.13
26	199	GT4AM	3	Team iRace.Win (TPE) Keo CHANG (TPE) / Joe CHI (TPE)	Mercedes-AMG GT4	2:19.636	3	24	13.598	0.598	140.53
27	82	GT4AM	4	BMW Team Studie (JPN) Sunako JUKUCHOU (JPN)	BMW M4 GT4	2:19.974	14	17	13.936	0.338	140.19
28	81	GT4AM	5	BMW Team Studie (JPN) Takayuki KINOSHITA (JPN)	BMW M4 GT4	2:21.913	8	17	15.875	1.939	138.27
29	77	GT4AM	6	Craft-Bamboo Racing (HKG) Jean-Marc MERLIN (FRA) / Douglas KHOO (MYS)	Mercedes-AMG GT4	2:23.304	4	11	17.266	1.391	136.93

Shanghai
Circuit Length = 5.451 km
Start: 09:00 Flag 10:00 End: 10:04

Weather / Track : Bright / Dry

These results are provisional until the conclusion of any judicial and technical matters.

Race Director : Ravin	Stewards :	Timekeeper :
-----------------------	------------	--------------

Results can be found at www.tsl-timing.com

Printed - 10:06 Friday, 27 September 2019

Blancpain GT World Challenge Asia

OFFICIAL PRACTICE - CLASSIFICATION BY CATEGORY

CATEGORY : GT3

POS	NO	CL	TEAM / DRIVERS	CAR	TIME	ON	LAPS	GAP	DIFF	KPH
1	55	GT3PA	Craft-Bamboo Racing (HKG) Daniel AU (SGP) / Melvin MOH (MYS)	Mercedes-AMG GT3	2:06.038	4	23			155.69
2	912	GT3S	Absolute Racing (CHN) Yuan BO (CHN) / Leo Ye HONGLI (CHN)	Porsche 911 GT3 R	2:06.619	15	21	0.581	0.581	154.98
3	910	GT3PA	JRM (CHN) Chao LI (CHN) / Chris VAN DER DRIFT (NZL)	Porsche 911 GT3 R	2:06.941	5	15	0.903	0.322	154.58
4	17	GT3PA	Anstone Racing (CHN) Xu WEI (CHN) / Naoki YOKOMIZO (JPN)	Mercedes-AMG GT3	2:06.947	17	22	0.909	0.006	154.58
5	888	GT3PA	Triple Eight Race Engineering Australia (AUS) HH Prince Abdul Rahman IBRAHIM (MYS) / Shane VAN GISBERGEN (NZL)	Mercedes-AMG GT3	2:07.179	24	25	1.141	0.232	154.29
6	999	GT3S	Audi Sport Asia Team TSRT (CHN) Weian CHEN (CHN) / Rahel FREY (CHE)	Audi R8 LMS GT3 2019	2:07.278	19	24	1.240	0.099	154.17
7	97	GT3S	Solite Indigo Racing (KOR) Roelof BRUINS (KOR) / Manuel METZGER (DEU)	Mercedes-AMG GT3	2:07.283	8	23	1.245	0.005	154.17
8	911	GT3S	Absolute Racing (CHN) Tanart SATHIENTHIRAKUL (THA) / Philip HAMPRECHT (DEU)	Porsche 911 GT3 R	2:07.346	9	20	1.308	0.063	154.09
9	12	GT3S	Audi Sport Asia Team Absolute Racing (CHN) Martin RUMP (EST) / Weiron TAN (MYS)	Audi R8 LMS GT3 2019	2:07.383	7	21	1.345	0.037	154.05
10	75	GT3PA	T2 Motorsports (SGP) David TJIPTOBIANTORO (IDN) / Rio HARYANTO (IDN)	Ferrari 488 GT3	2:07.394	19	25	1.356	0.011	154.03
11	13	GT3PA	Audi Sport Asia Team Absolute Racing (CHN) Jingzu SUN (CHN) / Congfu CHENG (CHN)	Audi R8 LMS GT3 2019	2:07.427	8	24	1.389	0.033	153.99
12	27	GT3S	HubAuto Corsa (TPE) Yuya SAKAMOTO (JPN) / Marcos GOMES (BRA)	Ferrari 488 GT3	2:07.436	3	25	1.398	0.009	153.98
13	61	GT3PA	ABSSA Motorsport (JPN) Pili BHIROMBHAKDI (THA) / Keita SAWA (JPN)	McLaren 720S GT3	2:07.558	5	25	1.520	0.122	153.84
14	4	GT3S	Zun Motorsport Crew (CHN) Adderly FONG (HKG) / Josh BURDON (AUS)	Mercedes-AMG GT3	2:07.773	8	17	1.735	0.215	153.58
15	666	GT3PA	Vincenzo Sospiri Racing (ITA) Alex AU (HKG) / Frederik SCHANDORFF (DNK)	Lamborghini Huracan GT3 EVO	2:07.785	15	22	1.747	0.012	153.56
16	99	GT3S	Craft-Bamboo Racing (HKG) Christina NIELSEN (DNK) / Darryl O'YOUNG (HKG)	Mercedes-AMG GT3	2:07.801	19	20	1.763	0.016	153.54
17	88	GT3PA	Craft-Bamboo Racing (HKG) Jeffrey LEE (TPE) / Alessio PICARIELLO (BEL)	Mercedes-AMG GT3	2:08.146	19	25	2.108	0.345	153.13
18	918	GT3PA	Panther/AAS Motorsport (CHN) Vutthikorn INTHRAPHUVASAK (THA) / Alexandre IMPERATORI (CHE)	Porsche 911 GT3 R	2:08.375	3	20	2.337	0.229	152.86
19	5	GT3AM	Phantom Pro Racing (CHN) Chris On CHIA (CHN) / Wei LU (CHN)	Mercedes-AMG GT3	2:08.646	15	24	2.608	0.271	152.53
20	8	GT3PA	ARN Racing (JPN) Hiroaki NAGAI (JPN) / Yuta KAMIMURA (JPN)	Porsche 911 GT3 R	2:08.882	15	24	2.844	0.236	152.26
21	51	GT3AM	AMAC Motorsport (AUS) Andrew MACPHERSON (AUS) / William Ben PORTER (AUS)	Lamborghini Huracan GT3 EVO	2:09.114	14	22	3.076	0.232	151.98
22	66	GT3AM	Team iRace.Win (TPE) Nan LIN (CHN) / Heng MIN (CHN)	Mercedes-AMG GT3	2:09.718	10	21	3.680	0.604	151.27
23	7	GT3AM	Zun Motorsport Crew (CHN) Yi Ming LIN (CHN) / Ka Chun MA (CHN)	Mercedes-AMG GT3	2:10.759	14	22	4.721	1.041	150.07

CATEGORY : GT4

POS	NO	CL	TEAM / DRIVERS	CAR	TIME	ON	LAPS	GAP	DIFF	KPH
1	111	GT4AM	Team iRace.Win (TPE) Setiawan SANTOSO (IDN) / Ringo CHONG (SGP)	Mercedes-AMG GT4	2:17.935	7	23			142.26
2	11	GT4AM	GTO Racing with TTR (JPN) Brian LEE (TPE) / Tony FONG (HKG)	Mercedes-AMG GT4	2:19.038	4	23	1.103	1.103	141.13
3	199	GT4AM	Team iRace.Win (TPE) Keo CHANG (TPE) / Joe CHI (TPE)	Mercedes-AMG GT4	2:19.636	3	24	1.701	0.598	140.53
4	82	GT4AM	BMW Team Studie (JPN) Sunako JUKUCHOU (JPN)	BMW M4 GT4	2:19.974	14	17	2.039	0.338	140.19
5	81	GT4AM	BMW Team Studie (JPN) Takayuki KINOSHITA (JPN)	BMW M4 GT4	2:21.913	8	17	3.978	1.939	138.27
6	77	GT4AM	Craft-Bamboo Racing (HKG) Jean-Marc MERLIN (FRA) / Douglas KHOO (MYS)	Mercedes-AMG GT4	2:23.304	4	11	5.369	1.391	136.93

Weather / Track : Bright / Dry

These results are provisional until the conclusion of any judicial and technical matters.

Shanghai

Circuit Length = 5.451 km

Start: 09:00 Flag 10:00 End: 10:04

Race Director : Ravin	Stewards :	Timekeeper :
-----------------------	------------	--------------

Results can be found at www.tsl-timing.com

Printed - 10:07 Friday, 27 September 2019

Blancpain GT World Challenge Asia

OFFICIAL PRACTICE - CLASSIFICATION BY CLASS

CLASS : GT3 - GT3PA

POS	NO	TEAM / DRIVERS	CAR	TIME	ON	LAPS	GAP	DIFF	KPH
1	55	Craft-Bamboo Racing (HKG) Daniel AU (SGP) / Melvin MOH (MYS)	Mercedes-AMG GT3	2:06.038	4	23			155.69
2	910	JRM (CHN) Chao LI (CHN) / Chris VAN DER DRIFT (NZL)	Porsche 911 GT3 R	2:06.941	5	15	0.903	0.903	154.58
3	17	Anstone Racing (CHN) Xu WEI (CHN) / Naoki YOKOZOMO (JPN)	Mercedes-AMG GT3	2:06.947	17	22	0.909	0.006	154.58
4	888	Triple Eight Race Engineering Australia (AUS) HH Prince Abdul Rahman IBRAHIM (MYS) / Shane VAN GISBERGEN (NZL)	Mercedes-AMG GT3	2:07.179	24	25	1.141	0.232	154.29
5	75	T2 Motorsports (SGP) David TJIPTOBIANTORO (IDN) / Rio HARYANTO (IDN)	Ferrari 488 GT3	2:07.394	19	25	1.356	0.215	154.03
6	13	Audi Sport Asia Team Absolute Racing (CHN) Jingzu SUN (CHN) / Congfu CHENG (CHN)	Audi R8 LMS GT3 2019	2:07.427	8	24	1.389	0.033	153.99
7	61	ABSSA Motorsport (JPN) Pili BHIROMBHAKDI (THA) / Keita SAWA (JPN)	McLaren 720S GT3	2:07.558	5	25	1.520	0.131	153.84
8	666	Vincenzo Sospiri Racing (ITA) Alex AU (HKG) / Frederik SCHANDORFF (DNK)	Lamborghini Huracan GT3 EVO	2:07.785	15	22	1.747	0.227	153.56
9	88	Craft-Bamboo Racing (HKG) Jeffrey LEE (TPE) / Alessio PICARIELLO (BEL)	Mercedes-AMG GT3	2:08.146	19	25	2.108	0.361	153.13
10	918	Panther/AAS Motorsport (CHN) Vutthikorn INTHRAPHUVASAK (THA) / Alexandre IMPERATORI (CHE)	Porsche 911 GT3 R	2:08.375	3	20	2.337	0.229	152.86
11	8	ARN Racing (JPN) Hiroaki NAGAI (JPN) / Yuta KAMIMURA (JPN)	Porsche 911 GT3 R	2:08.882	15	24	2.844	0.507	152.26

CLASS : GT3 - GT3S

POS	NO	TEAM / DRIVERS	CAR	TIME	ON	LAPS	GAP	DIFF	KPH
1	912	Absolute Racing (CHN) Yuan BO (CHN) / Leo Ye HONGLI (CHN)	Porsche 911 GT3 R	2:06.619	15	21			154.98
2	999	Audi Sport Asia Team TSRT (CHN) Weian CHEN (CHN) / Rahel FREY (CHE)	Audi R8 LMS GT3 2019	2:07.278	19	24	0.659	0.659	154.17
3	97	Solite Indigo Racing (KOR) Roelof BRUINS (KOR) / Manuel METZGER (DEU)	Mercedes-AMG GT3	2:07.283	8	23	0.664	0.005	154.17
4	911	Absolute Racing (CHN) Tanart SATHIENTHIRAKUL (THA) / Philip HAMPRECHT (DEU)	Porsche 911 GT3 R	2:07.346	9	20	0.727	0.063	154.09
5	12	Audi Sport Asia Team Absolute Racing (CHN) Martin RUMP (EST) / Weiron TAN (MYS)	Audi R8 LMS GT3 2019	2:07.383	7	21	0.764	0.037	154.05
6	27	HubAuto Corsa (TPE) Yuya SAKAMOTO (JPN) / Marcos GOMES (BRA)	Ferrari 488 GT3	2:07.436	3	25	0.817	0.053	153.98
7	4	Zun Motorsport Crew (CHN) Adderly FONG (HKG) / Josh BURDON (AUS)	Mercedes-AMG GT3	2:07.773	8	17	1.154	0.337	153.58
8	99	Craft-Bamboo Racing (HKG) Christina NIELSEN (DNK) / Darryl O'YOUNG (HKG)	Mercedes-AMG GT3	2:07.801	19	20	1.182	0.028	153.54

CLASS : GT3 - GT3AM

POS	NO	TEAM / DRIVERS	CAR	TIME	ON	LAPS	GAP	DIFF	KPH
1	5	Phantom Pro Racing (CHN) Chris On CHIA (CHN) / Wei LU (CHN)	Mercedes-AMG GT3	2:08.646	15	24			152.53
2	51	AMAC Motorsport (AUS) Andrew MACPHERSON (AUS) / William Ben PORTER (AUS)	Lamborghini Huracan GT3 EVO	2:09.114	14	22	0.468	0.468	151.98
3	66	Team iRace.Win (TPE) Nan LIN (CHN) / Heng MIN (CHN)	Mercedes-AMG GT3	2:09.718	10	21	1.072	0.604	151.27
4	7	Zun Motorsport Crew (CHN) Yi Ming LIN (CHN) / Ka Chun MA (CHN)	Mercedes-AMG GT3	2:10.759	14	22	2.113	1.041	150.07

Weather / Track : Bright / Dry

These results are provisional until the conclusion of any judicial and technical matters.

Shanghai

Circuit Length = 5.451 km

Start: 09:00 Flag 10:00 End: 10:04

Race Director : Ravin	Stewards :	Timekeeper :
-----------------------	------------	--------------

Blancpain GT World Challenge Asia

OFFICIAL PRACTICE - CLASSIFICATION BY CLASS

CLASS : GT4 - GT4AM

POS	NO	TEAM / DRIVERS	CAR	TIME	ON	LAPS	GAP	DIFF	KPH
1	111	Team iRace.Win (TPE) Setiawan SANTOSO (IDN) / Ringo CHONG (SGP)	Mercedes-AMG GT4	2:17.935	7	23			142.26
2	11	GTO Racing with TTR (JPN) Brian LEE (TPE) / Tony FONG (HKG)	Mercedes-AMG GT4	2:19.038	4	23	1.103	1.103	141.13
3	199	Team iRace.Win (TPE) Keo CHANG (TPE) / Joe CHI (TPE)	Mercedes-AMG GT4	2:19.636	3	24	1.701	0.598	140.53
4	82	BMW Team Studie (JPN) Sunako JUKUCHOU (JPN)	BMW M4 GT4	2:19.974	14	17	2.039	0.338	140.19
5	81	BMW Team Studie (JPN) Takayuki KINOSHITA (JPN)	BMW M4 GT4	2:21.913	8	17	3.978	1.939	138.27
6	77	Craft-Bamboo Racing (HKG) Jean-Marc MERLIN (FRA) / Douglas KHOO (MYS)	Mercedes-AMG GT4	2:23.304	4	11	5.369	1.391	136.93

Weather / Track : Bright / Dry

These results are provisional until the conclusion of any judicial and technical matters.

Shanghai

Circuit Length = 5.451 km

Start: 09:00 Flag 10:00 End: 10:04

Race Director : Ravin

Stewards :

Timekeeper :

Blancpain GT World Challenge Asia

OFFICIAL PRACTICE - COMBINED CLASSIFICATION

POS	NO	CL	PIC	NAME	ENTRY	FIRST		SECOND		GAP	DIFF
						TIME	LAPS	TIME	LAPS		
1	55	GT3PA	1	Craft-Bamboo Racing	Mercedes-AMG GT3	2:07.851	24	2:06.038	23		
2	918	GT3PA	2	Panther/AAS Motorsport	Porsche 911 GT3 R	2:06.329	22	2:08.375	20	0.291	0.291
3	912	GT3S	1	Absolute Racing	Porsche 911 GT3 R	2:08.709	23	2:06.619	21	0.581	0.290
4	13	GT3PA	3	Audi Sport Asia Team Absolute Rac	Audi R8 LMS GT3 2019	2:06.930	23	2:07.427	24	0.892	0.311
5	910	GT3PA	4	JRM	Porsche 911 GT3 R	2:07.290	22	2:06.941	15	0.903	0.011
6	17	GT3PA	5	Anstone Racing	Mercedes-AMG GT3	2:07.213	25	2:06.947	22	0.909	0.006
7	88	GT3PA	6	Craft-Bamboo Racing	Mercedes-AMG GT3	2:07.139	24	2:08.146	25	1.101	0.192
8	888	GT3PA	7	Triple Eight Race Engineering Austri	Mercedes-AMG GT3	2:07.658	26	2:07.179	25	1.141	0.040
9	61	GT3PA	8	ABSSA Motorsport	McLaren 720S GT3	2:07.271	23	2:07.558	25	1.233	0.092
10	999	GT3S	2	Audi Sport Asia Team TSRT	Audi R8 LMS GT3 2019	2:08.485	21	2:07.278	24	1.240	0.007
11	97	GT3S	3	Solite Indigo Racing	Mercedes-AMG GT3	2:09.187	23	2:07.283	23	1.245	0.005
12	911	GT3S	4	Absolute Racing	Porsche 911 GT3 R	2:08.943	21	2:07.346	20	1.308	0.063
13	12	GT3S	5	Audi Sport Asia Team Absolute Rac	Audi R8 LMS GT3 2019	2:07.991	20	2:07.383	21	1.345	0.037
14	75	GT3PA	9	T2 Motorsports	Ferrari 488 GT3	2:07.673	20	2:07.394	25	1.356	0.011
15	27	GT3S	6	HubAuto Corsa	Ferrari 488 GT3	2:08.089	24	2:07.436	25	1.398	0.042
16	4	GT3S	7	Zun Motorsport Crew	Mercedes-AMG GT3	2:08.219	19	2:07.773	17	1.735	0.337
17	666	GT3PA	10	Vincenzo Sospiri Racing	Lamborghini Huracan GT3 EVO	2:08.027	21	2:07.785	22	1.747	0.012
18	99	GT3S	8	Craft-Bamboo Racing	Mercedes-AMG GT3	2:08.208	22	2:07.801	20	1.763	0.016
19	5	GT3AM	1	Phantom Pro Racing	Mercedes-AMG GT3	2:07.845	22	2:08.646	24	1.807	0.044
20	8	GT3PA	11	ARN Racing	Porsche 911 GT3 R	2:07.862	22	2:08.882	24	1.824	0.017
21	51	GT3AM	2	AMAC Motorsport	Lamborghini Huracan GT3 EVO	2:09.684	24	2:09.114	22	3.076	1.252
22	66	GT3AM	3	Team iRace.Win	Mercedes-AMG GT3	2:09.546	22	2:09.718	21	3.508	0.432
23	7	GT3AM	4	Zun Motorsport Crew	Mercedes-AMG GT3	2:12.564	22	2:10.759	22	4.721	1.213
24	111	GT4AM	1	Team iRace.Win	Mercedes-AMG GT4	2:18.581	24	2:17.935	23	11.897	7.176
25	11	GT4AM	2	GTO Racing with TTR	Mercedes-AMG GT4	2:20.692	24	2:19.038	23	13.000	1.103
26	199	GT4AM	3	Team iRace.Win	Mercedes-AMG GT4	2:21.193	24	2:19.636	24	13.598	0.598
27	82	GT4AM	4	BMW Team Studie	BMW M4 GT4	2:19.667	19	2:19.974	17	13.629	0.031
28	81	GT4AM	5	BMW Team Studie	BMW M4 GT4	2:19.891	19	2:21.913	17	13.853	0.224
29	77	GT4AM	6	Craft-Bamboo Racing	Mercedes-AMG GT4	2:24.890	17	2:23.304	11	17.266	3.413

Weather / Track : Bright / Dry

These results are provisional until the conclusion of any judicial and technical matters.

Shanghai

Circuit Length = 5.451 km

Start: 09:00 Flag 10:00 End: 10:04

Race Director : Ravin	Stewards :	Timekeeper :
-----------------------	------------	--------------

Results can be found at www.tsl-timing.com

Printed - 10:13 Friday, 27 September 2019

Blancpain GT World Challenge Asia

OFFICIAL PRACTICE - BEST SECTORS

SECTOR 1				SECTOR 2				SECTOR 3				IDEAL / BEST COMPARISON			
POS	NO	NAME	TIME	NO	NAME	TIME	NO	NAME	TIME	POS	NO	NAME	IDEAL	BEST	DIFF
												PERFECT LAP	2:05.888		
1	910	JRM	43.002	55	Craft-Bamboo Racir	46.019	55	Craft-Bamboo Racir	36.867	1	55	Craft-Bamboo Racing	2:06.038	2:06.038	0.000
2	55	Craft-Bamboo Racir	43.152	888	Triple Eight Race Er	46.104	912	Absolute Racing	36.868	2	912	Absolute Racing	2:06.619	2:06.619	0.000
3	912	Absolute Racing	43.327	912	Absolute Racing	46.424	8	ARN Racing	36.943	3	888	Triple Eight Race Eng	2:06.757	2:07.179	0.422
4	888	Triple Eight Race Er	43.354	97	Solite Indigo Racing	46.458	911	Absolute Racing	36.952	4	910	JRM	2:06.836	2:06.941	0.105
5	17	Anstone Racing	43.360	27	HubAuto Corsa	46.506	17	Anstone Racing	36.994	5	17	Anstone Racing	2:06.936	2:06.947	0.011
6	999	Audi Sport Asia Tea	43.367	61	ABSSA Motorsport	46.581	75	T2 Motorsports	37.005	6	97	Solite Indigo Racing	2:07.001	2:07.283	0.282
7	75	T2 Motorsports	43.383	17	Anstone Racing	46.582	666	Vincenzo Sospiri Ra	37.066	7	911	Absolute Racing	2:07.054	2:07.346	0.292
8	911	Absolute Racing	43.423	99	Craft-Bamboo Racir	46.588	12	Audi Sport Asia Tea	37.068	8	61	ABSSA Motorsport	2:07.165	2:07.558	0.393
9	97	Solite Indigo Racing	43.434	999	Audi Sport Asia Tea	46.637	97	Solite Indigo Racing	37.109	9	27	HubAuto Corsa	2:07.171	2:07.436	0.265
10	99	Craft-Bamboo Racir	43.438	4	Zun Motorsport Crev	46.665	61	ABSSA Motorsport	37.125	10	999	Audi Sport Asia Team	2:07.220	2:07.278	0.058
11	61	ABSSA Motorsport	43.459	911	Absolute Racing	46.679	910	JRM	37.137	11	99	Craft-Bamboo Racing	2:07.309	2:07.801	0.492
12	27	HubAuto Corsa	43.467	12	Audi Sport Asia Tea	46.681	13	Audi Sport Asia Tea	37.154	12	12	Audi Sport Asia Team	2:07.312	2:07.383	0.071
13	13	Audi Sport Asia Tea	43.532	910	JRM	46.697	27	HubAuto Corsa	37.198	13	75	T2 Motorsports	2:07.353	2:07.394	0.041
14	12	Audi Sport Asia Tea	43.563	666	Vincenzo Sospiri Ra	46.726	999	Audi Sport Asia Tea	37.216	14	13	Audi Sport Asia Team	2:07.427	2:07.427	0.000
15	4	Zun Motorsport Crev	43.596	13	Audi Sport Asia Tea	46.741	918	Panther/AAS Motors	37.241	15	666	Vincenzo Sospiri Raci	2:07.462	2:07.785	0.323
16	5	Phantom Pro Racing	43.636	75	T2 Motorsports	46.965	99	Craft-Bamboo Racir	37.283	16	4	Zun Motorsport Crew	2:07.630	2:07.773	0.143
17	666	Vincenzo Sospiri Ra	43.670	88	Craft-Bamboo Racir	46.977	888	Triple Eight Race Er	37.299	17	5	Phantom Pro Racing	2:08.071	2:08.646	0.575
18	88	Craft-Bamboo Racir	43.764	5	Phantom Pro Racing	47.065	4	Zun Motorsport Crev	37.369	18	88	Craft-Bamboo Racing	2:08.146	2:08.146	0.000
19	918	Panther/AAS Motors	43.766	51	AMAC Motorsport	47.127	5	Phantom Pro Racing	37.370	19	8	ARN Racing	2:08.192	2:08.882	0.690
20	8	ARN Racing	43.849	918	Panther/AAS Motors	47.234	88	Craft-Bamboo Racir	37.405	20	918	Panther/AAS Motorsp	2:08.241	2:08.375	0.134
21	66	Team iRace.Win	44.083	8	ARN Racing	47.400	51	AMAC Motorsport	37.420	21	51	AMAC Motorsport	2:08.763	2:09.114	0.351
22	51	AMAC Motorsport	44.216	66	Team iRace.Win	47.942	66	Team iRace.Win	37.573	22	66	Team iRace.Win	2:09.598	2:09.718	0.120
23	7	Zun Motorsport Crev	44.747	7	Zun Motorsport Crev	48.193	7	Zun Motorsport Crev	37.772	23	7	Zun Motorsport Crew	2:10.712	2:10.759	0.047
24	111	Team iRace.Win	46.928	111	Team iRace.Win	50.406	11	GTO Racing with TT	40.458	24	111	Team iRace.Win	2:17.863	2:17.935	0.072
25	199	Team iRace.Win	47.511	11	GTO Racing with TT	50.973	82	BMW Team Studie	40.467	25	11	GTO Racing with TTR	2:18.960	2:19.038	0.078
26	11	GTO Racing with TT	47.529	81	BMW Team Studie	51.234	111	Team iRace.Win	40.529	26	199	Team iRace.Win	2:19.505	2:19.636	0.131
27	81	BMW Team Studie	47.594	199	Team iRace.Win	51.275	199	Team iRace.Win	40.719	27	82	BMW Team Studie	2:19.844	2:19.974	0.130
28	82	BMW Team Studie	48.033	82	BMW Team Studie	51.344	81	BMW Team Studie	41.145	28	81	BMW Team Studie	2:19.973	2:21.913	1.940
29	77	Craft-Bamboo Racir	48.793	77	Craft-Bamboo Racir	52.000	77	Craft-Bamboo Racir	41.778	29	77	Craft-Bamboo Racing	2:22.571	2:23.304	0.733

Weather / Track : Bright / Dry

Results can be found at www.tsl-timing.com

Shanghai
Circuit Length = 5.451 km
Start: 09:00 Flag 10:00 End: 10:04

Printed - 10:09 Friday, 27 September 2019

Blancpain GT World Challenge Asia

OFFICIAL PRACTICE - BEST SPEEDS

POS	NO	NAME	VMAX	KPH
1	911	Absolute Racing		271.3
2	912	Absolute Racing		270.6
3	12	Audi Sport Asia Team Absolute Racing		270.6
4	918	Panther/AAS Motorsport		270.6
5	75	T2 Motorsports		270.0
6	8	ARN Racing		269.3
7	999	Audi Sport Asia Team TSRT		268.6
8	27	HubAuto Corsa		268.6
9	61	ABSSA Motorsport		267.9
10	910	JRM		267.3
11	13	Audi Sport Asia Team Absolute Racing		267.3
12	666	Vincenzo Sospiri Racing		267.3
13	17	Anstone Racing		266.6
14	97	Solite Indigo Racing		266.0
15	66	Team iRace.Win		266.0
16	55	Craft-Bamboo Racing		265.3
17	888	Triple Eight Race Engineering Australia		265.3
18	51	AMAC Motorsport		265.3
19	4	Zun Motorsport Crew		264.7
20	5	Phantom Pro Racing		264.7
21	88	Craft-Bamboo Racing		263.4
22	99	Craft-Bamboo Racing		262.7
23	7	Zun Motorsport Crew		262.1
24	199	Team iRace.Win		249.4
25	111	Team iRace.Win		248.8
26	81	BMW Team Studie		248.8
27	11	GTO Racing with TTR		247.1
28	82	BMW Team Studie		246.0
29	77	Craft-Bamboo Racing		244.3

Weather / Track : Bright / Dry

Results can be found at www.tsl-timing.com

Shanghai
Circuit Length = 5.451 km
Start: 09:00 Flag 10:00 End: 10:04

Printed - 10:09 Friday, 27 September 2019

Blancpain GT World Challenge Asia

OFFICIAL PRACTICE - DRIVER STATISTICS

POS	NO	CL	PIC	TEAM / DRIVERS	CAR	LAPS	RACE TIME	%	BEST	ON	KPH
1	55	GT3PA	1	Craft-Bamboo Racing (HKG) Daniel AU (SGP) Melvin MOH (MYS)	Mercedes-AMG GT3	23	1:00:36.821				
						11	28:15.327	46.62	2:17.746	14	142.46
						11	29:40.382	48.95	2:06.038	4	155.69
2	912	GT3S	1	Absolute Racing (CHN) Yuan BO (CHN) Leo Ye HONGLI (CHN)	Porsche 911 GT3 R	21	52:09.962				
						10	24:14.465	46.47	2:07.691	20	153.68
						10	27:52.803	53.44	2:06.619	15	154.98
3	910	GT3PA	2	JRM (CHN) Chao LI (CHN) Chris VAN DER DRIFT (NZL)	Porsche 911 GT3 R	15	34:23.412				
						9	19:44.742	57.42	2:11.001	11	149.79
						5	14:35.937	42.45	2:06.941	5	154.58
4	17	GT3PA	3	Anstone Racing (CHN) Xu WEI (CHN) Naoki YOKOMIZO (JPN)	Mercedes-AMG GT3	22	1:01:40.279				
						9	25:32.057	41.40	2:10.931	22	149.87
						12	31:38.772	51.31	2:06.947	17	154.58
5	888	GT3PA	4	Triple Eight Race Engineering Australia HH Prince Abdul Rahman IBRAHIM (MYS), Shane VAN GISBERGEN (NZL)	Mercedes-AMG GT3	25	1:00:53.595				
						13	30:24.777	49.94	2:12.018	17	148.64
						11	28:58.478	47.58	2:07.179	24	154.29
6	999	GT3S	2	Audi Sport Asia Team TSRT (CHN) Weian CHEN (CHN) Rahel FREY (CHE)	Audi R8 LMS GT3 2019	24	1:00:32.414				
						11	31:17.388	51.68	2:07.278	19	154.17
						12	29:15.026	48.32	2:09.148	23	151.94
7	97	GT3S	3	Solite Indigo Racing (KOR) Roelof BRUINS (KOR) Manuel METZGER (DEU)	Mercedes-AMG GT3	23	59:08.929				
						9	23:38.844	39.98	2:07.283	8	154.17
						13	28:00.323	47.35	2:07.472	13	153.94
8	911	GT3S	4	Absolute Racing (CHN) Tanart SATHIENTHIRAKUL (THA) Philip HAMPRECHT (DEU)	Porsche 911 GT3 R	20	58:34.826				
						11	32:18.403	55.15	2:07.852	5	153.48
						8	20:13.692	34.53	2:07.346	9	154.09
9	12	GT3S	5	Audi Sport Asia Team Absolute Racing Martin RUMP (EST) Weiron TAN (MYS)	Audi R8 LMS GT3 2019	21	59:35.905				
						8	23:17.927	39.09	2:07.383	7	154.05
						12	34:44.030	58.28	2:08.495	3	152.71
10	75	GT3PA	5	T2 Motorsports (SGP) David TJIPTOBIANTORO (IDN) Rio HARYANTO (IDN)	Ferrari 488 GT3	25	1:00:01.701				
						14	34:59.823	58.30	2:09.517	25	151.51
						10	22:50.903	38.06	2:07.394	19	154.03
11	13	GT3PA	6	Audi Sport Asia Team Absolute Racing Jingzu SUN (CHN) Congfu CHENG (CHN)	Audi R8 LMS GT3 2019	24	1:00:08.614				
						11	27:09.391	45.15	2:10.236	16	150.67
						12	31:27.464	52.30	2:07.427	8	153.99
12	27	GT3S	6	HubAuto Corsa (TPE) Yuya SAKAMOTO (JPN) Marcos GOMES (BRA)	Ferrari 488 GT3	25	1:02:08.386				
						13	28:36.553	46.04	2:10.029	15	150.91
						11	32:00.315	51.51	2:07.436	3	153.98
13	61	GT3PA	7	ABSSA Motorsport (JPN) Piti BHIROMBHAKDI (THA) Keita SAWA (JPN)	McLaren 720S GT3	25	1:01:50.789				
						11	25:54.101	41.88	2:10.180	8	150.74
						13	33:13.230	53.71	2:07.558	5	153.84
14	4	GT3S	7	Zun Motorsport Crew (CHN) Adderly FONG (HKG) Josh BURDON (AUS)	Mercedes-AMG GT3	17	44:31.864				
						7	15:08.211	33.99	2:09.471	14	151.56
						9	24:23.455	54.77	2:07.773	8	153.58
15	666	GT3PA	8	Vincenzo Sospiri Racing (ITA) Alex AU (HKG) Frederik SCHANDORFF (DNK)	Lamborghini Huracan GT3 EVO	22	57:15.701				
						11	28:04.575	49.03	2:08.707	11	152.46
						10	21:29.564	37.53	2:07.785	15	153.56
16	99	GT3S	8	Craft-Bamboo Racing (HKG) Christina NIELSEN (DNK) Darryl O'YOUNG (HKG)	Mercedes-AMG GT3	20	52:15.734				
						12	28:04.026	53.70	2:08.501	16	152.71
						7	19:23.723	37.11	2:07.801	19	153.54
17	88	GT3PA	9	Craft-Bamboo Racing (HKG) Jeffrey LEE (TPE) Alessio PICARIELLO (BEL)	Mercedes-AMG GT3	25	1:01:17.752				
						15	37:38.012	61.40	2:09.918	15	151.04
						9	19:26.380	31.71	2:08.146	19	153.13
18	918	GT3PA	10	Panther/AAS Motorsport (CHN) Vutthikom INTHRAPHUVASAK (THA) Alexandre IMPERATORI (CHE)	Porsche 911 GT3 R	20	51:22.407				
						12	29:37.995	57.68	2:09.110	8	151.99
						7	21:41.958	42.24	2:08.375	3	152.86
19	5	GT3AM	1	Phantom Pro Racing (CHN) Chris On CHIA (CHN) Wei LU (CHN)	Mercedes-AMG GT3	24	58:03.610				
						15	37:22.867	64.38	2:08.692	9	152.48
						8	19:06.359	32.91	2:08.646	15	152.53

Shanghai

Circuit Length = 5.451 km

Start: 09:00 Flag 10:00 End: 10:04

Weather / Track : Bright / Dry

Blancpain GT World Challenge Asia

OFFICIAL PRACTICE - DRIVER STATISTICS

POS	NO	CL	PIC	TEAM / DRIVERS	CAR	LAPS	RACE TIME	%	BEST	ON	KPH
20	8	GT3PA	11	ARN Racing (JPN) Hiroaki NAGAI (JPN) Yuta KAMIMIJURA (JPN)	Porsche 911 GT3 R	24	1:00:40.537				
						11	27:56.660	46.06	2:08.928	8	152.20
						12	25:59.406	42.83	2:08.882	15	152.26
21	51	GT3AM	2	AMAC Motorsport (AUS) Andrew MACPHERSON (AUS) William Ben PORTER (AUS)	Lamborghini Huracan GT3 EVO	22	57:07.473				
						11	29:21.081	51.38	2:12.289	3	148.33
						10	23:25.589	41.01	2:09.114	14	151.98
22	66	GT3AM	3	Team iRace.Win (TPE) Nan LIN (CHN) Heng MIN (CHN)	Mercedes-AMG GT3	21	49:00.716				
						7	16:09.191	32.96	2:15.140	19	145.20
						13	32:49.104	66.96	2:09.718	10	151.27
23	7	GT3AM	4	Zun Motorsport Crew (CHN) Yi Ming LIN (CHN) Ka Chun MA (CHN)	Mercedes-AMG GT3	22	55:42.844				
						10	28:09.357	50.54	2:13.360	8	147.14
						11	26:14.383	47.10	2:10.759	14	150.07
24	111	GT4AM	1	Team iRace.Win (TPE) Setiawan SANTOSO (IDN) Ringo CHONG (SGP)	Mercedes-AMG GT4	23	59:53.118				
						13	30:53.499	51.58	2:20.482	16	139.68
						9	25:35.875	42.74	2:17.935	7	142.26
25	11	GT4AM	2	GTO Racing with TTR (JPN) Brian LEE (TPE) Tony FONG (HKG)	Mercedes-AMG GT4	23	1:01:42.421				
						7	22:20.361	36.20	2:19.038	4	141.13
						15	37:01.205	59.99	2:22.817	19	137.40
26	199	GT4AM	3	Team iRace.Win (TPE) Keo CHANG (TPE) Joe CHI (TPE)	Mercedes-AMG GT4	24	1:01:05.135				
						10	25:19.672	41.46	2:20.484	10	139.68
						13	35:45.463	58.54	2:19.636	3	140.53
27	82	GT4AM	4	BMW Team Studie (JPN) Sunako JUKUCHOU (JPN)	BMW M4 GT4	17	1:00:08.260				
						16	41:24.618	68.86	2:19.974	14	140.19
28	81	GT4AM	5	BMW Team Studie (JPN) Takayuki KINOSHITA (JPN)	BMW M4 GT4	17	57:48.346				
						16	41:19.274	71.48	2:21.913	8	138.27
29	77	GT4AM	6	Craft-Bamboo Racing (HKG) Jean-Marc MERLIN (FRA) Douglas KHOO (MYS)	Mercedes-AMG GT4	11	45:37.025				
						5	17:39.031	38.69	2:23.304	4	136.93
						5	12:49.999	28.13	2:29.961	8	130.85

Weather / Track : Bright / Dry

Shanghai
Circuit Length = 5.451 km
Start: 09:00 Flag 10:00 End: 10:04

Blancpain GT World Challenge Asia

OFFICIAL PRACTICE - PIT STOP ANALYSIS

STOP	IN TIME	DRIVER IN	STINT TIME	STOP TIME	TOTAL STOP TIME	OUT TIME	DRIVER OUT
1 -	09:04:48.542	Melvin MOH	4:33.182	1:11.351	1:11.351	09:05:59.893	Melvin MOH
2 -	09:12:36.887	Melvin MOH	6:36.994	3:19.989	4:31.340	09:15:56.876	Daniel AU
3 -	09:42:21.272	Daniel AU	26:24.396	1:50.931	6:22.271	09:44:12.203	Melvin MOH
4 -	09:54:55.175	Melvin MOH	10:42.972	1:29.761	7:52.032	09:56:24.936	Melvin MOH
-	Finish	Melvin MOH	4:27.245				

STOP	IN TIME	DRIVER IN	STINT TIME	STOP TIME	TOTAL STOP TIME	OUT TIME	DRIVER OUT
1 -	09:16:07.923	Leo Ye HONGLI	15:38.834	1:35.384	1:35.384	09:17:43.307	Yuan BO
2 -	09:28:53.478	Yuan BO	11:10.171	1:36.256	3:11.640	09:30:29.734	Leo Ye HONGLI
3 -	09:39:32.277	Leo Ye HONGLI	9:02.543	1:36.042	4:47.682	09:41:08.319	Yuan BO
4 -	09:52:36.357	Yuan BO					

STOP	IN TIME	DRIVER IN	STINT TIME	STOP TIME	TOTAL STOP TIME	OUT TIME	DRIVER OUT
1 -	09:13:16.068	Chris VAN DER DRIFT	12:53.068	1:42.869	1:42.869	09:14:58.937	Chao LI
2 -	09:34:43.679	Chao LI					

STOP	IN TIME	DRIVER IN	STINT TIME	STOP TIME	TOTAL STOP TIME	OUT TIME	DRIVER OUT
1 -	09:13:38.121	Naoki YOKOMIZO	13:26.685	1:33.939	1:33.939	09:15:12.060	Naoki YOKOMIZO
2 -	09:19:45.932	Naoki YOKOMIZO	4:33.872	1:25.559	2:59.498	09:21:11.491	Xu WEI
3 -	09:34:35.903	Xu WEI	13:24.412	5:33.345	8:32.843	09:40:09.248	Naoki YOKOMIZO
4 -	09:48:56.719	Naoki YOKOMIZO	8:47.471	2:55.511	11:28.354	09:51:52.230	Naoki YOKOMIZO
5 -	09:54:02.110	Naoki YOKOMIZO	2:09.880	1:15.305	12:43.659	09:55:17.415	Xu WEI
-	Finish	Xu WEI	6:34.300				

STOP	IN TIME	DRIVER IN	STINT TIME	STOP TIME	TOTAL STOP TIME	OUT TIME	DRIVER OUT
1 -	09:07:08.399	Shane VAN GISBERGEN	6:51.252	1:30.340	1:30.340	09:08:38.739	Shane VAN GISBERGEN
2 -	09:17:18.776	Shane VAN GISBERGEN	8:40.037	1:48.000	3:18.340	09:19:06.776	HH Prince Abdul Rahman IBRAHIM
3 -	09:48:01.627	HH Prince Abdul Rahman	28:54.851	1:29.926	4:48.266	09:49:31.553	Shane VAN GISBERGEN
4 -	10:01:07.294	Shane VAN GISBERGEN					

STOP	IN TIME	DRIVER IN	STINT TIME	STOP TIME	TOTAL STOP TIME	OUT TIME	DRIVER OUT
1 -	09:18:12.742	Weian CHEN	17:30.772	1:34.133	1:34.133	09:19:46.875	Rahel FREY
2 -	09:37:24.078	Rahel FREY	17:37.203	2:55.580	4:29.713	09:40:19.658	Weian CHEN
3 -	09:49:11.935	Weian CHEN	8:52.277	3:20.206	7:49.919	09:52:32.141	Rahel FREY
4 -	10:01:11.955	Rahel FREY					

STOP	IN TIME	DRIVER IN	STINT TIME	STOP TIME	TOTAL STOP TIME	OUT TIME	DRIVER OUT
1 -	09:08:45.773	Roelof BRUIJS	8:44.222	1:57.986	1:57.986	09:10:43.759	Roelof BRUIJS
2 -	09:15:06.985	Roelof BRUIJS	4:23.226	1:31.349	3:29.335	09:16:38.334	Roelof BRUIJS
3 -	09:25:15.542	Roelof BRUIJS	8:37.208	1:54.188	5:23.523	09:27:09.730	Manuel METZGER

Weather / Track : Bright / Dry

Shanghai
Circuit Length = 5.451 km
Start: 09:00 Flag 10:00 End: 10:04

Blancpain GT World Challenge Asia

OFFICIAL PRACTICE - PIT STOP ANALYSIS

4 - 09:35:42.347 Manuel METZGER 8:32.617 3:57.690 9:21.213 09:39:40.037 Manuel METZGER
 5 - 09:59:07.743 Manuel METZGER

P8 911 GT3S Absolute Racing		Porsche 911 GT3 R					
D1: Tanart SATHIENTHIRAKUL Total Stint: 11 Laps - 32:18.403 (55.15%)		Best Lap: 2:07.852 On Lap 5 @ 153.48 kph					
D2: Philip HAMPRECHT Total Stint: 8 Laps - 20:13.692 (34.53%)		Best Lap: 2:07.346 On Lap 9 @ 154.09 kph					
STOP	IN TIME	DRIVER IN	STINT TIME	STOP TIME	TOTAL STOP TIME	OUT TIME	DRIVER OUT
1 -	09:16:25.752	Tanart SATHIENTHIRAKI	15:57.778	2:28.674	2:28.674	09:18:54.426	Philip HAMPRECHT
2 -	09:29:41.365	Philip HAMPRECHT	10:46.939	1:30.648	3:59.322	09:31:12.013	Tanart SATHIENTHIRAKUL
3 -	09:35:32.755	Tanart SATHIENTHIRAKI	4:20.742	6:00.250	9:59.572	09:41:33.005	Tanart SATHIENTHIRAKUL
4 -	09:43:43.992	Tanart SATHIENTHIRAKI	2:10.987	1:30.467	11:30.039	09:45:14.459	Philip HAMPRECHT
5 -	09:49:31.300	Philip HAMPRECHT	4:16.841	1:30.868	13:00.907	09:51:02.168	Tanart SATHIENTHIRAKUL
6 -	09:55:21.403	Tanart SATHIENTHIRAKI	4:19.235	1:30.520	14:31.427	09:56:51.923	Philip HAMPRECHT
7 -	09:59:00.319	Philip HAMPRECHT					

P9 12 GT3S Audi Sport Asia Team Absolute Racing		Audi R8 LMS GT3 2019					
D1: Martin RUMP Total Stint: 8 Laps - 23:17.927 (39.09%)		Best Lap: 2:07.383 On Lap 7 @ 154.05 kph					
D2: Weiron TAN Total Stint: 12 Laps - 34:44.030 (58.28%)		Best Lap: 2:08.495 On Lap 3 @ 152.71 kph					
STOP	IN TIME	DRIVER IN	STINT TIME	STOP TIME	TOTAL STOP TIME	OUT TIME	DRIVER OUT
1 -	09:09:09.400	Weiron TAN	9:04.726	1:30.655	1:30.655	09:10:40.055	Martin RUMP
2 -	09:19:12.772	Martin RUMP	8:32.717	1:30.846	3:01.501	09:20:43.618	Weiron TAN
3 -	09:29:20.136	Weiron TAN	8:36.518	1:30.028	4:31.529	09:30:50.164	Martin RUMP
4 -	09:35:08.351	Martin RUMP	4:18.187	1:31.300	6:02.829	09:36:39.651	Weiron TAN
5 -	09:40:59.280	Weiron TAN	4:19.629	1:30.404	7:33.233	09:42:29.684	Martin RUMP
6 -	09:44:41.864	Martin RUMP	2:12.180	1:32.677	9:05.910	09:46:14.541	Weiron TAN
7 -	09:48:24.594	Weiron TAN	2:10.053	1:31.471	10:37.381	09:49:56.065	Weiron TAN
8 -	09:52:16.722	Weiron TAN	2:20.657	1:30.578	12:07.959	09:53:47.300	Martin RUMP
9 -	09:55:57.399	Martin RUMP	2:10.099	1:29.921	13:37.880	09:57:27.320	Weiron TAN
10 -	09:59:38.102	Weiron TAN					

P10 75 GT3PA T2 Motorsports		Ferrari 488 GT3					
D1: David TJIPTOBIANTORO Total Stint: 14 Laps - 34:59.823 (58.3%)		Best Lap: 2:09.517 On Lap 25 @ 151.51 kph					
D2: Rio HARYANTO Total Stint: 10 Laps - 22:50.903 (38.06%)		Best Lap: 2:07.394 On Lap 19 @ 154.03 kph					
STOP	IN TIME	DRIVER IN	STINT TIME	STOP TIME	TOTAL STOP TIME	OUT TIME	DRIVER OUT
1 -	09:02:48.041	David TJIPTOBIANTORC	2:29.386	55.519	55.519	09:03:43.560	David TJIPTOBIANTORO
2 -	09:26:08.533	David TJIPTOBIANTORC	22:24.973	1:14.485	2:10.004	09:27:23.018	Rio HARYANTO
3 -	09:38:21.466	Rio HARYANTO	10:58.448	1:15.456	3:25.460	09:39:36.922	Rio HARYANTO
4 -	09:50:22.207	Rio HARYANTO	10:45.285	1:07.170	4:32.630	09:51:29.377	David TJIPTOBIANTORO
-	Finish	David TJIPTOBIANTOR	8:50.979				

P11 13 GT3PA Audi Sport Asia Team Absolute Racing		Audi R8 LMS GT3 2019					
D1: Jingzu SUN Total Stint: 11 Laps - 27:09.391 (45.15%)		Best Lap: 2:10.236 On Lap 16 @ 150.67 kph					
D2: Congfu CHENG Total Stint: 12 Laps - 31:27.464 (52.3%)		Best Lap: 2:07.427 On Lap 8 @ 153.99 kph					
STOP	IN TIME	DRIVER IN	STINT TIME	STOP TIME	TOTAL STOP TIME	OUT TIME	DRIVER OUT
1 -	09:09:37.115	Congfu CHENG	8:53.134	1:31.759	1:31.759	09:11:08.874	Congfu CHENG
2 -	09:22:04.138	Congfu CHENG	10:55.264	2:49.980	4:21.739	09:24:54.118	Jingzu SUN
3 -	09:49:56.690	Jingzu SUN	25:02.572	2:06.819	6:28.558	09:52:03.509	Congfu CHENG
4 -	10:00:50.020	Congfu CHENG					

P12 27 GT3S HubAuto Corsa		Ferrari 488 GT3					
D1: Yuya SAKAMOTO Total Stint: 13 Laps - 28:36.553 (46.04%)		Best Lap: 2:10.029 On Lap 15 @ 150.91 kph					
D2: Marcos GOMES Total Stint: 11 Laps - 32:00.315 (51.51%)		Best Lap: 2:07.436 On Lap 3 @ 153.98 kph					
STOP	IN TIME	DRIVER IN	STINT TIME	STOP TIME	TOTAL STOP TIME	OUT TIME	DRIVER OUT
1 -	09:13:18.161	Marcos GOMES	13:15.591	1:31.518	1:31.518	09:14:49.679	Marcos GOMES
2 -	09:28:00.334	Marcos GOMES	13:10.655	5:34.069	7:05.587	09:33:34.403	Yuya SAKAMOTO
3 -	10:02:08.502	Yuya SAKAMOTO					

P13 61 GT3PA ABSSA Motorsport		McLaren 720S GT3					
D1: Piti BHIROMBHAKDI Total Stint: 11 Laps - 25:54.101 (41.88%)		Best Lap: 2:10.180 On Lap 8 @ 150.74 kph					
D2: Keita SAWA Total Stint: 13 Laps - 33:13.230 (53.71%)		Best Lap: 2:07.558 On Lap 5 @ 153.84 kph					
STOP	IN TIME	DRIVER IN	STINT TIME	STOP TIME	TOTAL STOP TIME	OUT TIME	DRIVER OUT
1 -	09:13:40.128	Keita SAWA	13:18.405	2:33.551	2:33.551	09:16:13.679	Piti BHIROMBHAKDI

Weather / Track : Bright / Dry

Shanghai
 Circuit Length = 5.451 km
 Start: 09:00 Flag 10:00 End: 10:04

Blancpain GT World Challenge Asia

OFFICIAL PRACTICE - PIT STOP ANALYSIS

2 -	09:24:59.112	Piti BHIROMBHAKDI	8:45.433	2:43.458	5:17.009	09:27:42.570	Piti BHIROMBHAKDI
3 -	09:43:19.031	Piti BHIROMBHAKDI	15:36.461	1:32.207	6:49.216	09:44:51.238	Keita SAWA
4 -	10:02:10.017	Keita SAWA					

P14	4 GT3S	Zun Motorsport Crew	Mercedes-AMG GT3				
D1: Adderly FONG	Total Stint: 7 Laps - 15:08.211 (33.99%)		Best Lap: 2:09.471 On Lap 14 @ 151.56 kph				
D2: Josh BURDON	Total Stint: 9 Laps - 24:23.455 (54.77%)		Best Lap: 2:07.773 On Lap 8 @ 153.58 kph				
STOP	IN TIME	DRIVER IN	STINT TIME	STOP TIME	TOTAL STOP TIME	OUT TIME	DRIVER OUT
1 -	09:03:14.281	Josh BURDON	2:27.840	1:37.881	1:37.881	09:04:52.162	Josh BURDON
2 -	09:14:04.733	Josh BURDON	9:12.571	1:39.749	3:17.630	09:15:44.482	Josh BURDON
3 -	09:26:50.821	Josh BURDON	11:06.339	1:36.705	4:54.335	09:28:27.526	Adderly FONG
4 -	09:32:48.329	Adderly FONG	4:20.803	1:40.040	6:34.375	09:34:28.369	Adderly FONG
5 -	09:45:15.777	Adderly FONG					

P15	666 GT3PA	Vincenzo Sospiri Racing	Lamborghini Huracan GT3 EVO				
D1: Alex AU	Total Stint: 11 Laps - 28:04.575 (49.03%)		Best Lap: 2:08.707 On Lap 11 @ 152.46 kph				
D2: Frederik SCHANDORFF	Total Stint: 10 Laps - 21:29.564 (37.53%)		Best Lap: 2:07.785 On Lap 15 @ 153.56 kph				
STOP	IN TIME	DRIVER IN	STINT TIME	STOP TIME	TOTAL STOP TIME	OUT TIME	DRIVER OUT
1 -	09:16:00.170	Alex AU	15:51.350	2:48.732	2:48.732	09:18:48.902	Alex AU
2 -	09:29:50.188	Alex AU	11:01.286	1:11.939	4:00.671	09:31:02.127	Frederik SCHANDORFF
3 -	09:41:48.008	Frederik SCHANDORFF	10:45.881	3:24.527	7:25.198	09:45:12.535	Frederik SCHANDORFF
4 -	09:49:30.716	Frederik SCHANDORFF	4:18.181	1:25.845	8:51.043	09:50:56.561	Frederik SCHANDORFF
5 -	09:57:22.063	Frederik SCHANDORFF					

P16	99 GT3S	Craft-Bamboo Racing	Mercedes-AMG GT3				
D1: Christina NIELSEN	Total Stint: 12 Laps - 28:04.026 (53.7%)		Best Lap: 2:08.501 On Lap 16 @ 152.71 kph				
D2: Darryl O'YOUNG	Total Stint: 7 Laps - 19:23.723 (37.11%)		Best Lap: 2:07.801 On Lap 19 @ 153.54 kph				
STOP	IN TIME	DRIVER IN	STINT TIME	STOP TIME	TOTAL STOP TIME	OUT TIME	DRIVER OUT
1 -	09:11:16.974	Darryl O'YOUNG	11:02.850	1:37.886	1:37.886	09:12:54.860	Christina NIELSEN
2 -	09:30:38.761	Christina NIELSEN	17:43.901	4:45.503	6:23.389	09:35:24.264	Christina NIELSEN
3 -	09:44:14.228	Christina NIELSEN	8:49.964	1:30.161	7:53.550	09:45:44.389	Darryl O'YOUNG
4 -	09:52:27.376	Darryl O'YOUNG					

P17	88 GT3PA	Craft-Bamboo Racing	Mercedes-AMG GT3				
D1: Jeffrey LEE	Total Stint: 15 Laps - 37:38.012 (61.4%)		Best Lap: 2:09.918 On Lap 15 @ 151.04 kph				
D2: Alessio PICARIELLO	Total Stint: 9 Laps - 19:26.380 (31.71%)		Best Lap: 2:08.146 On Lap 19 @ 153.13 kph				
STOP	IN TIME	DRIVER IN	STINT TIME	STOP TIME	TOTAL STOP TIME	OUT TIME	DRIVER OUT
1 -	09:14:24.682	Jeffrey LEE	14:00.157	1:47.367	1:47.367	09:16:12.049	Jeffrey LEE
2 -	09:38:19.820	Jeffrey LEE	22:07.771	1:30.084	3:17.451	09:39:49.904	Alessio PICARIELLO
3 -	09:50:37.609	Alessio PICARIELLO	10:47.705	2:25.993	5:43.444	09:53:03.602	Alessio PICARIELLO
4 -	10:01:39.770	Alessio PICARIELLO					

P18	918 GT3PA	Panther/AAS Motorsport	Porsche 911 GT3 R				
D1: Vutthikorn INTHRAPHUVASAK	Total Stint: 12 Laps - 29:37.995 (57.68%)		Best Lap: 2:09.110 On Lap 8 @ 151.99 kph				
D2: Alexandre IMPERATORI	Total Stint: 7 Laps - 21:41.958 (42.24%)		Best Lap: 2:08.375 On Lap 3 @ 152.86 kph				
STOP	IN TIME	DRIVER IN	STINT TIME	STOP TIME	TOTAL STOP TIME	OUT TIME	DRIVER OUT
1 -	09:09:41.518	Alexandre IMPERATORI	9:15.373	2:10.555	2:10.555	09:11:52.073	Vutthikorn INTHRAPHUVASAK
2 -	09:34:03.858	Vutthikorn INTHRAPHUV.	22:11.785	1:30.235	3:40.790	09:35:34.093	Alexandre IMPERATORI
3 -	09:39:55.239	Alexandre IMPERATORI	4:21.146	1:30.143	5:10.933	09:41:25.382	Vutthikorn INTHRAPHUVASAK
4 -	09:45:51.424	Vutthikorn INTHRAPHUV.	4:26.042	1:29.933	6:40.866	09:47:21.357	Alexandre IMPERATORI
5 -	09:51:46.098	Alexandre IMPERATORI					

P19	5 GT3AM	Phantom Pro Racing	Mercedes-AMG GT3				
D1: Chris On CHIA	Total Stint: 15 Laps - 37:22.867 (64.38%)		Best Lap: 2:08.692 On Lap 9 @ 152.48 kph				
D2: Wei LU	Total Stint: 8 Laps - 19:06.359 (32.91%)		Best Lap: 2:08.646 On Lap 15 @ 152.53 kph				
STOP	IN TIME	DRIVER IN	STINT TIME	STOP TIME	TOTAL STOP TIME	OUT TIME	DRIVER OUT
1 -	09:14:08.699	Chris On CHIA	13:36.469	1:31.883	1:31.883	09:15:40.582	Chris On CHIA
2 -	09:28:43.824	Chris On CHIA	13:03.242	1:47.373	3:19.256	09:30:31.197	Wei LU
3 -	09:47:58.042	Wei LU	17:26.845	1:39.514	4:58.770	09:49:37.556	Chris On CHIA
4 -	09:58:33.339	Chris On CHIA					

Weather / Track : Bright / Dry

Shanghai
Circuit Length = 5.451 km
Start: 09:00 Flag 10:00 End: 10:04

Blancpain GT World Challenge Asia

OFFICIAL PRACTICE - PIT STOP ANALYSIS

P20	8 GT3PA	ARN Racing	Porsche 911 GT3 R				
D1: Hiroaki NAGAI	Total Stint: 11 Laps - 27:56.660 (46.06%)		Best Lap: 2:08.928 On Lap 8 @ 152.20 kph				
D2: Yuta KAMIMURA	Total Stint: 12 Laps - 25:59.406 (42.83%)		Best Lap: 2:08.882 On Lap 15 @ 152.26 kph				

STOP	IN TIME	DRIVER IN	STINT TIME	STOP TIME	TOTAL STOP TIME	OUT TIME	DRIVER OUT
1 -	09:13:43.018	Hiroaki NAGAI	13:22.482	4:10.176	4:10.176	09:17:53.194	Hiroaki NAGAI
2 -	09:24:24.691	Hiroaki NAGAI	6:31.497	1:09.950	5:20.126	09:25:34.641	Hiroaki NAGAI
3 -	09:32:05.025	Hiroaki NAGAI	6:30.384	1:32.297	6:52.423	09:33:37.322	Yuta KAMIMURA
4 -	09:44:27.351	Yuta KAMIMURA	10:50.029	1:24.345	8:16.768	09:45:51.696	Yuta KAMIMURA
-	Finish	Yuta KAMIMURA	15:09.377				

P21	51 GT3AM	AMAC Motorsport	Lamborghini Huracan GT3 EVO				
D1: Andrew MACPHERSON	Total Stint: 11 Laps - 29:21.081 (51.38%)		Best Lap: 2:12.289 On Lap 3 @ 148.33 kph				
D2: William Ben PORTER	Total Stint: 10 Laps - 23:25.589 (41.01%)		Best Lap: 2:09.114 On Lap 14 @ 151.98 kph				

STOP	IN TIME	DRIVER IN	STINT TIME	STOP TIME	TOTAL STOP TIME	OUT TIME	DRIVER OUT
1 -	09:03:07.889	Andrew MACPHERSON	2:34.013	1:31.948	1:31.948	09:04:39.837	Andrew MACPHERSON
2 -	09:22:30.779	Andrew MACPHERSON	17:50.942	1:32.361	3:04.309	09:24:03.140	William Ben PORTER
3 -	09:30:39.718	William Ben PORTER	6:36.578	1:31.575	4:35.884	09:32:11.293	William Ben PORTER
4 -	09:38:43.104	William Ben PORTER	6:31.811	1:14.666	5:50.550	09:39:57.770	William Ben PORTER
5 -	09:48:37.698	William Ben PORTER	8:39.928	1:37.272	7:27.822	09:50:14.970	Andrew MACPHERSON
6 -	09:57:38.735	Andrew MACPHERSON					

P22	66 GT3AM	Team iRace.Win	Mercedes-AMG GT3				
D1: Nan LIN	Total Stint: 7 Laps - 16:09.191 (32.96%)		Best Lap: 2:15.140 On Lap 19 @ 145.20 kph				
D2: Heng MIN	Total Stint: 13 Laps - 32:49.104 (66.96%)		Best Lap: 2:09.718 On Lap 10 @ 151.27 kph				

STOP	IN TIME	DRIVER IN	STINT TIME	STOP TIME	TOTAL STOP TIME	OUT TIME	DRIVER OUT
1 -	09:32:00.730	Heng MIN	31:09.839	1:39.265	1:39.265	09:33:39.995	Nan LIN
2 -	09:49:49.186	Nan LIN					

P23	7 GT3AM	Zun Motorsport Crew	Mercedes-AMG GT3				
D1: Yi Ming LIN	Total Stint: 10 Laps - 28:09.357 (50.54%)		Best Lap: 2:13.360 On Lap 8 @ 147.14 kph				
D2: Ka Chun MA	Total Stint: 11 Laps - 26:14.383 (47.1%)		Best Lap: 2:10.759 On Lap 14 @ 150.07 kph				

STOP	IN TIME	DRIVER IN	STINT TIME	STOP TIME	TOTAL STOP TIME	OUT TIME	DRIVER OUT
1 -	09:21:40.060	Yi Ming LIN	20:42.752	2:12.613	2:12.613	09:23:52.673	Ka Chun MA
2 -	09:41:46.281	Ka Chun MA	17:53.608	1:16.525	3:29.138	09:43:02.806	Ka Chun MA
3 -	09:49:44.584	Ka Chun MA	6:41.778	1:38.997	5:08.135	09:51:23.581	Yi Ming LIN
4 -	09:56:37.573	Yi Ming LIN					

P24	111 GT4AM	Team iRace.Win	Mercedes-AMG GT4				
D1: Setiawan SANTOSO	Total Stint: 13 Laps - 30:53.499 (51.58%)		Best Lap: 2:20.482 On Lap 16 @ 139.68 kph				
D2: Ringo CHONG	Total Stint: 9 Laps - 25:35.875 (42.74%)		Best Lap: 2:17.935 On Lap 7 @ 142.26 kph				

STOP	IN TIME	DRIVER IN	STINT TIME	STOP TIME	TOTAL STOP TIME	OUT TIME	DRIVER OUT
1 -	09:13:11.864	Ringo CHONG	12:18.066	3:23.744	3:23.744	09:16:35.608	Ringo CHONG
2 -	09:28:16.947	Ringo CHONG	11:41.339	1:36.470	5:00.214	09:29:53.417	Setiawan SANTOSO
3 -	10:00:44.352	Setiawan SANTOSO					

P25	11 GT4AM	GTO Racing with TTR	Mercedes-AMG GT4				
D1: Brian LEE	Total Stint: 7 Laps - 22:20.361 (36.2%)		Best Lap: 2:19.038 On Lap 4 @ 141.13 kph				
D2: Tony FONG	Total Stint: 15 Laps - 37:01.205 (59.99%)		Best Lap: 2:22.817 On Lap 19 @ 137.40 kph				

STOP	IN TIME	DRIVER IN	STINT TIME	STOP TIME	TOTAL STOP TIME	OUT TIME	DRIVER OUT
1 -	09:19:43.918	Brian LEE	19:02.648	3:17.713	3:17.713	09:23:01.631	Tony FONG
2 -	09:25:35.224	Tony FONG	2:33.593	1:41.521	4:59.234	09:27:16.745	Tony FONG
3 -	09:56:22.627	Tony FONG	29:05.882	39.334	5:38.568	09:57:01.961	Tony FONG
4 -	10:02:21.159	Tony FONG					

P26	199 GT4AM	Team iRace.Win	Mercedes-AMG GT4				
D1: Keo CHANG	Total Stint: 10 Laps - 25:19.672 (41.46%)		Best Lap: 2:20.484 On Lap 10 @ 139.68 kph				
D2: Joe CHI	Total Stint: 13 Laps - 35:45.463 (58.54%)		Best Lap: 2:19.636 On Lap 3 @ 140.53 kph				

STOP	IN TIME	DRIVER IN	STINT TIME	STOP TIME	TOTAL STOP TIME	OUT TIME	DRIVER OUT
1 -	09:19:47.778	Joe CHI	18:59.061	2:26.918	2:26.918	09:22:14.696	Keo CHANG
2 -	09:46:02.624	Keo CHANG	23:47.928	1:31.744	3:58.662	09:47:34.368	Joe CHI

Weather / Track : Bright / Dry

Shanghai
Circuit Length = 5.451 km
Start: 09:00 Flag 10:00 End: 10:04

Blancpain GT World Challenge Asia

OFFICIAL PRACTICE - PIT STOP ANALYSIS

3 - 10:01:51.062 Joe CHI

P27 82 GT4AM BMW Team Studie			BMW M4 GT4				
D1: Sunako JUKUCHOU		Total Stint: 16 Laps - 41:24.618 (68.86%)			Best Lap: 2:19.974 On Lap 14 @ 140.19 kph		
STOP	IN TIME	DRIVER IN	STINT TIME	STOP TIME	TOTAL STOP TIME	OUT TIME	DRIVER OUT
1 -	09:12:35.479	Sunako JUKUCHOU	12:00.024	3:39.639	3:39.639	09:16:15.118	Sunako JUKUCHOU
2 -	09:23:25.690	Sunako JUKUCHOU	7:10.572	3:30.864	7:10.503	09:26:56.554	Sunako JUKUCHOU
3 -	09:34:10.117	Sunako JUKUCHOU	7:13.563	1:56.696	9:07.199	09:36:06.813	Sunako JUKUCHOU
4 -	09:38:32.696	Sunako JUKUCHOU	2:25.883	5:46.513	14:53.712	09:44:19.209	Sunako JUKUCHOU
5 -	09:51:53.364	Sunako JUKUCHOU	7:34.155	1:57.518	16:51.230	09:53:50.882	Sunako JUKUCHOU
6 -	09:56:20.106	Sunako JUKUCHOU	2:29.224	1:52.412	18:43.642	09:58:12.518	Sunako JUKUCHOU
7 -	10:00:41.317	Sunako JUKUCHOU					

P28 81 GT4AM BMW Team Studie			BMW M4 GT4				
D1: Takayuki KINOSHITA		Total Stint: 16 Laps - 41:19.274 (71.48%)			Best Lap: 2:21.913 On Lap 8 @ 138.27 kph		
STOP	IN TIME	DRIVER IN	STINT TIME	STOP TIME	TOTAL STOP TIME	OUT TIME	DRIVER OUT
1 -	09:02:59.679	Takayuki KINOSHITA	2:28.651	1:53.061	1:53.061	09:04:52.740	Takayuki KINOSHITA
2 -	09:12:02.177	Takayuki KINOSHITA	7:09.437	1:06.217	2:59.278	09:13:08.394	Takayuki KINOSHITA
3 -	09:17:54.473	Takayuki KINOSHITA	4:46.079	1:09.521	4:08.799	09:19:03.994	Takayuki KINOSHITA
4 -	09:26:17.126	Takayuki KINOSHITA	7:13.132	1:30.368	5:39.167	09:27:47.494	Takayuki KINOSHITA
5 -	09:32:35.113	Takayuki KINOSHITA	4:47.619	1:13.534	6:52.701	09:33:48.647	Takayuki KINOSHITA
6 -	09:38:37.073	Takayuki KINOSHITA	4:48.426	3:36.294	10:28.995	09:42:13.367	Takayuki KINOSHITA
7 -	09:44:41.025	Takayuki KINOSHITA	2:27.658	4:03.787	14:32.782	09:48:44.812	Takayuki KINOSHITA
8 -	09:53:37.909	Takayuki KINOSHITA	4:53.097	1:52.805	16:25.587	09:55:30.714	Takayuki KINOSHITA
9 -	09:58:15.889	Takayuki KINOSHITA					

P29 77 GT4AM Craft-Bamboo Racing			Mercedes-AMG GT4				
D1: Jean-Marc MERLIN		Total Stint: 5 Laps - 17:39.031 (38.69%)			Best Lap: 2:23.304 On Lap 4 @ 136.93 kph		
D2: Douglas KHOO		Total Stint: 5 Laps - 12:49.999 (28.13%)			Best Lap: 2:29.961 On Lap 8 @ 130.85 kph		
STOP	IN TIME	DRIVER IN	STINT TIME	STOP TIME	TOTAL STOP TIME	OUT TIME	DRIVER OUT
1 -	09:05:44.555	Jean-Marc MERLIN	5:05.727	2:17.407	2:17.407	09:08:01.962	Jean-Marc MERLIN
2 -	09:17:39.612	Jean-Marc MERLIN	9:37.650	2:55.654	5:13.061	09:20:35.266	Douglas KHOO
3 -	09:28:11.170	Douglas KHOO	7:35.904	12:47.884	18:00.945	09:40:59.054	Douglas KHOO
4 -	09:46:13.149	Douglas KHOO					

Weather / Track : Bright / Dry

Results can be found at www.tsl-timing.com

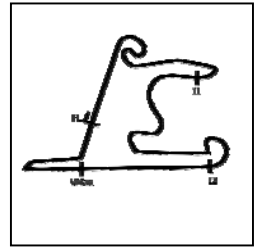
Page 5 of 5

Shanghai
Circuit Length = 5.451 km
Start: 09:00 Flag 10:00 End: 10:04

Printed - 10:09 Friday, 27 September 2019

Blancpain GT World Challenge Asia

OFFICIAL PRACTICE - SECTOR ANALYSIS



SECTOR 1 = FL to I1, SECTOR 2 = I1 to I2 SECTOR 3 = I2 to I3, SECTOR 4 = I3 to FL, DIFF = Difference To Personal Best Lap, P = Crossed Finish Line in Pit Lane, D = Time Disallowed

P1 55 GT3PA Craft-Bamboo Racing				Mercedes-AMG GT3				
IDEAL LAP TIME : 2:06.038		BEST LAP TIME : 2:06.038		DIFFERENCE : 0.000				
D1: Daniel AU		D2: Melvin MOH						
LAP	SECTOR 1	SECTOR 2	SECTOR 3	SPEED TRAP	LAP TIME	KPH	DIFF	TIME OF DAY
1 - D2	OUTLAP	51.925	39.234	244.8				09:02:32.380
2 - D2	45.275	48.454	IN PIT	258.9				09:04:51.049
3 - D2	OUTLAP	51.210	38.645	248.8	3:25.504	95.49	1:19.466	09:08:16.553
4 - D2	43.152	46.019	36.867	265.3	2:06.038 (1)	155.69		09:10:22.591
5 - D2	43.673	48.371	IN PIT	262.1	2:16.742	P 143.50	10.704	09:12:39.333
6 - D1	OUTLAP	56.030	44.011	209.3	5:47.178	56.52	3:41.140	09:18:26.511
7 - D1	48.852	53.825	40.182	257.7	2:22.859	137.36	16.821	09:20:49.370
8 - D1	48.042	52.230	40.603	259.6	2:20.875	139.29	14.837	09:23:10.245
9 - D1	48.550	55.766	40.795	257.7	2:25.111	135.23	19.073	09:25:35.356
10 - D1	48.978	50.831	39.355	258.9	2:19.164	141.01	13.126	09:27:54.520
11 - D1	47.094	51.457	40.144	241.6	2:18.695	141.48	12.657	09:30:13.215
12 - D1	46.623	52.155	39.383	260.8	2:18.161	142.03	12.123	09:32:31.376
13 - D1	47.832	51.497	40.046	253.5	2:19.375	140.79	13.337	09:34:50.751
14 - D1	47.523	51.090	39.133	258.3	2:17.746	142.46	11.708	09:37:08.497
15 - D1	49.001	1:10.548	42.197	257.1	2:41.746	121.32	35.708	09:39:50.243
16 - D1	48.883	54.378	IN PIT	258.3	2:33.643	P 127.72	27.605	09:42:23.886
17 - D2	OUTLAP	47.729	37.442	262.1	3:56.147	83.09	1:50.109	09:46:20.033
18 - D2	43.548	46.750	37.204	264.0	2:07.502	153.90	1.464	09:48:27.535
19 - D2	43.596	46.566	37.254	263.4	2:07.416	(3) 154.01	1.378	09:50:34.951
20 - D2	43.496	46.445	37.054	264.0	2:06.995	(2) 154.52	0.957	09:52:41.946
21 - D2	43.443	47.481	IN PIT	262.1	2:15.680	P 144.63	9.642	09:54:57.626
22 - D2	OUTLAP	53.079	38.544	253.5	3:46.944	86.46	1:40.906	09:58:44.570
23 - D2	43.779	46.546	37.286	263.4	2:07.611	153.77	1.573	10:00:52.181

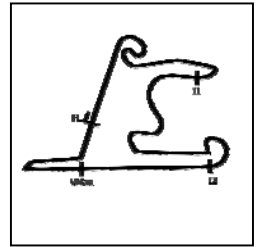
P2 912 GT3S Absolute Racing				Porsche 911 GT3 R				
IDEAL LAP TIME : 2:06.619		BEST LAP TIME : 2:06.619		DIFFERENCE : 0.000				
D1: Yuan BO		D2: Leo Ye HONGLI						
LAP	SECTOR 1	SECTOR 2	SECTOR 3	SPEED TRAP	LAP TIME	KPH	DIFF	TIME OF DAY
1 - D2	OUTLAP	50.645	41.901	219.9				09:02:50.287
2 - D2	45.816	48.502	38.123	262.7				09:05:02.728
3 - D2	44.650	47.972	38.121	266.6	2:10.743	150.09	4.124	09:07:13.471
4 - D2	47.512	51.345	42.047	224.5	2:20.904	139.26	14.285	09:09:34.375
5 - D2	44.473	48.260	37.397	267.9	2:10.130	150.79	3.511	09:11:44.505
6 - D2	44.408	47.966	37.653	267.9	2:10.027	150.91	3.408	09:13:54.532
7 - D2	44.396	48.240	IN PIT	267.3	2:15.862	P 144.43	9.243	09:16:10.394
8 - D1	OUTLAP	48.927	38.524	264.0	3:46.272	86.72	1:39.653	09:19:56.666
9 - D1	45.062	48.507	37.712	266.6	2:11.281	149.47	4.662	09:22:07.947
10 - D1	45.310	52.289	38.457	261.5	2:16.056	144.23	9.437	09:24:24.003
11 - D1	44.751	48.658	38.000	267.3	2:11.409	149.33	4.790	09:26:35.412
12 - D1	45.478	49.121	IN PIT	267.9	2:20.522	P 139.64	13.903	09:28:55.934
13 - D2	OUTLAP	50.005	49.477	131.2	4:00.195	81.69	1:53.576	09:32:56.129
14 - D2	43.558	46.530	36.949	267.3	2:07.037	(2) 154.47	0.418	09:35:03.166
15 - D2	43.327	46.424	36.868	270.6	2:06.619 (1)	154.98		09:37:09.785
16 - D2	49.173	50.517	IN PIT	237.8	2:24.949	P 135.38	18.330	09:39:34.734
17 - D1	OUTLAP	47.345	43.076	267.9	3:45.987	86.83	1:39.368	09:43:20.721
18 - D1	43.885	47.053	37.160	264.0	2:08.098	153.19	1.479	09:45:28.819
19 - D1	48.010	50.636	37.776	260.8	2:16.422	143.84	9.803	09:47:45.241
20 - D1	43.656	46.853	37.182	270.0	2:07.691	(3) 153.68	1.072	09:49:52.932
21 - D1	50.988	1:00.417	IN PIT	186.8	2:46.119	P 118.12	39.500	09:52:39.051

Weather / Track : Bright / Dry

Shanghai
Circuit Length = 5.451 km
Start: 09:00 Flag 10:00 End: 10:04

Blancpain GT World Challenge Asia

OFFICIAL PRACTICE - SECTOR ANALYSIS



SECTOR 1 = FL to I1, SECTOR 2 = I1 to I2 SECTOR 3 = I2 to I3, SECTOR 4 = I3 to FL, DIFF = Difference To Personal Best Lap, P = Crossed Finish Line in Pit Lane, D = Time Disallowed

P3 910 GT3PA JRM			Porsche 911 GT3 R						
IDEAL LAP TIME : 2:06.836		BEST LAP TIME : 2:06.941		DIFFERENCE : 0.105					
D1: Chao LI		D2: Chris VAN DER DRIFT							
LAP	SECTOR 1	SECTOR 2	SECTOR 3	SPEED TRAP	LAP TIME	KPH	DIFF	TIME OF DAY	
1 - D2	OUTLAP	48.671	38.322	263.4				09:02:36.442	
2 - D2	43.825	46.892	37.333	262.7	2:08.050	153.24	1.109	09:04:44.492	
3 - D2	43.204	46.772	37.137	260.8	2:07.113 (3)	154.37	0.172	09:06:51.605	
4 - D2	43.002	46.763	37.212	262.7	2:06.977 (2)	154.54	0.036	09:08:58.582	
5 - D2	43.072	46.697	37.172	263.4	2:06.941 (1)	154.58		09:11:05.523	
6 - D2	43.184	47.299	IN PIT	264.0	2:13.031 P	147.51	6.090	09:13:18.554	
7 - D1	OUTLAP	48.744	37.749	264.7	3:48.803	85.76	1:41.862	09:17:07.357	
8 - D1	44.764	48.580	37.720	263.4	2:11.064	149.72	4.123	09:19:18.421	
9 - D1	45.046	48.606	37.907	264.7	2:11.559	149.16	4.618	09:21:29.980	
10 - D1	45.069	48.754	37.700	264.0	2:11.523	149.20	4.582	09:23:41.503	
11 - D1	44.904	48.369	37.728	267.3	2:11.001	149.79	4.060	09:25:52.504	
12 - D1	45.063	48.618	37.855	267.3	2:11.536	149.18	4.595	09:28:04.040	
13 - D1	44.842	48.620	37.908	265.3	2:11.370	149.37	4.429	09:30:15.410	
14 - D1	44.805	49.164	37.992	266.6	2:11.961	148.70	5.020	09:32:27.371	
15 - D1	44.874	49.309	IN PIT	266.0	2:19.041 P	141.13	12.100	09:34:46.412	

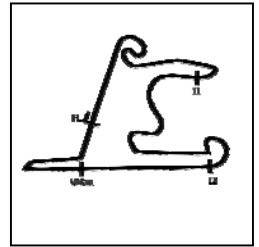
P4 17 GT3PA Anstone Racing			Mercedes-AMG GT3						
IDEAL LAP TIME : 2:06.936		BEST LAP TIME : 2:06.947		DIFFERENCE : 0.011					
D1: Xu WEI		D2: Naoki YOKOMIZO							
LAP	SECTOR 1	SECTOR 2	SECTOR 3	SPEED TRAP	LAP TIME	KPH	DIFF	TIME OF DAY	
1 - D2	OUTLAP	52.545	41.580	220.4				09:02:34.378	
2 - D2	45.899	50.247	40.308	233.7	2:16.454	143.81	9.507	09:04:50.832	
3 - D2	45.614	48.654	37.876	262.1	2:12.144	148.50	5.197	09:07:02.976	
4 - D2	44.074	48.188	39.402	264.7	2:11.664	149.04	4.717	09:09:14.640	
5 - D2	43.977	47.422	37.357	266.0	2:08.756 (3)	152.40	1.809	09:11:23.396	
6 - D2	44.169	47.068	IN PIT	265.3	2:17.248 P	142.97	10.301	09:13:40.644	
7 - D2	OUTLAP	47.699	42.372	264.7	3:47.415	86.28	1:40.468	09:17:28.059	
8 - D2	44.059	47.530	IN PIT	265.3	2:20.414 P	139.75	13.467	09:19:48.473	
9 - D1	OUTLAP	48.951	38.082	264.7	3:36.777	90.52	1:29.830	09:23:25.250	
10 - D1	45.131	49.173	37.990	266.6	2:12.294	148.33	5.347	09:25:37.544	
11 - D1	46.163	49.075	37.997	264.0	2:13.235	147.28	6.288	09:27:50.779	
12 - D1	44.862	48.981	37.692	264.0	2:11.535	149.18	4.588	09:30:02.314	
13 - D1	44.665	48.671	38.355	265.3	2:11.691	149.01	4.744	09:32:14.005	
14 - D1	45.517	49.093	IN PIT	195.2	2:24.600 P	135.70	17.653	09:34:38.605	
15 - D2	OUTLAP	48.765	39.341	261.5	7:49.745	41.77	5:42.798	09:42:28.350	
16 - D2	43.456	46.705	36.994	264.0	2:07.155 (2)	154.32	0.208	09:44:35.505	
17 - D2	43.360	46.582	37.005	263.4	2:06.947 (1)	154.58		09:46:42.452	
18 - D2	44.132	47.634	IN PIT	262.1	2:17.898 P	142.30	10.951	09:49:00.350	
19 - D2	OUTLAP	47.008	IN PIT	262.1	5:04.543 P	64.43	2:57.596	09:54:04.893	
20 - D1	OUTLAP	49.118	38.417	259.6	3:24.594	95.91	1:17.647	09:57:29.487	
21 - D1	44.628	48.613	38.056	262.7	2:11.297	149.45	4.350	09:59:40.784	
22 - D1	44.572	48.609	37.750	262.1	2:10.931	149.87	3.984	10:01:51.715	

Weather / Track : Bright / Dry

Shanghai
Circuit Length = 5.451 km
Start: 09:00 Flag 10:00 End: 10:04

Blancpain GT World Challenge Asia

OFFICIAL PRACTICE - SECTOR ANALYSIS



SECTOR 1 = FL to I1, SECTOR 2 = I1 to I2 SECTOR 3 = I2 to I3, SECTOR 4 = I3 to FL, DIFF = Difference To Personal Best Lap, P = Crossed Finish Line in Pit Lane, D = Time Disallowed

P5 888 GT3PA Triple Eight Race Engineering Australia		Mercedes-AMG GT3						
IDEAL LAP TIME : 2:06.757		BEST LAP TIME : 2:07.179		DIFFERENCE : 0.422				
D1: HH Prince Abdul Rahman		D2: Shane VAN GISBERGEN						
LAP	SECTOR 1	SECTOR 2	SECTOR 3	SPEED TRAP	LAP TIME	KPH	DIFF	TIME OF DAY
1 - D2	OUTLAP	49.596	43.809	182.7				09:02:38.573
2 - D2	44.487	47.715	37.945	259.6	2:10.147	150.78	2.968	09:04:48.720
3 - D2	45.592	48.137	IN PIT	183.9	2:22.368 P	137.83	15.189	09:07:11.088
4 - D2	OUTLAP	47.732	38.551	254.7	3:37.795	90.10	1:30.616	09:10:48.883
5 - D2	43.652	47.189	37.879	260.2	2:08.720 (3)	152.45	1.541	09:12:57.603
6 - D2	43.878	47.063	37.496	262.7	2:08.437 (2)	152.78	1.258	09:15:06.040
7 - D2	43.979	47.500	IN PIT	256.5	2:15.436 P	144.89	8.257	09:17:21.476
8 - D1	OUTLAP	49.408	38.193	260.8	3:58.037	82.43	1:50.858	09:21:19.513
9 - D1	45.280	48.481	40.390	265.3	2:14.151	146.27	6.972	09:23:33.664
10 - D1	46.260	48.608	38.601	249.4	2:13.469	147.02	6.290	09:25:47.133
11 - D1	45.255	48.647	38.295	262.1	2:12.197	148.44	5.018	09:27:59.330
12 - D1	45.198	48.702	38.552	262.1	2:12.452	148.15	5.273	09:30:11.782
13 - D1	45.221	50.343	38.668	260.8	2:14.232	146.19	7.053	09:32:26.014
14 - D1	45.166	49.492	38.483	262.1	2:13.141	147.38	5.962	09:34:39.155
15 - D1	46.609	49.604	39.045	259.6	2:15.258	145.08	8.079	09:36:54.413
16 - D1	44.978	48.985	38.210	260.2	2:12.173	148.46	4.994	09:39:06.586
17 - D1	45.426	48.446	38.146	260.8	2:12.018	148.64	4.839	09:41:18.604
18 - D1	45.233	49.047	38.003	263.4	2:12.283	148.34	5.104	09:43:30.887
19 - D1	45.254	48.538	38.366	259.6	2:12.158	148.48	4.979	09:45:43.045
20 - D1	46.220	49.478	IN PIT	260.8	2:21.176 P	139.00	13.997	09:48:04.221
21 - D2	OUTLAP	50.223	39.805	247.7	3:46.823	86.51	1:39.644	09:51:51.044
22 - D2	43.354	51.975	37.843	258.9	2:13.172	147.35	5.993	09:54:04.216
23 - D2	46.126	48.484	45.610	173.9	2:20.220	139.94	13.041	09:56:24.436
24 - D2	43.776	46.104	37.299	263.4	2:07.179 (1)	154.29		09:58:31.615
25 - D2	49.335	55.721	IN PIT	206.8	2:39.127 P	123.32	31.948	10:01:10.742

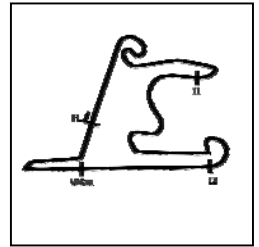
P6 999 GT3S Audi Sport Asia Team TSRT		Audi R8 LMS GT3 2019						
IDEAL LAP TIME : 2:07.220		BEST LAP TIME : 2:07.278		DIFFERENCE : 0.058				
D1: Weian CHEN		D2: Rahel FREY						
LAP	SECTOR 1	SECTOR 2	SECTOR 3	SPEED TRAP	LAP TIME	KPH	DIFF	TIME OF DAY
1 - D1	OUTLAP	50.210	38.605	260.2				09:02:57.152
2 - D1	45.055	48.149	37.812	264.0	2:11.016	149.78	3.738	09:05:08.168
3 - D1	44.181	47.590	37.936	264.7	2:09.707	151.29	2.429	09:07:17.875
4 - D1	44.913	48.106	37.411	267.9	2:10.430	150.45	3.152	09:09:28.305
5 - D1	44.187	47.566	37.688	267.3	2:09.441	151.60	2.163	09:11:37.746
6 - D1	44.284	47.512	37.553	267.3	2:09.349	151.71	2.071	09:13:47.095
7 - D1	44.182	48.288	37.692	265.3	2:10.162	150.76	2.884	09:15:57.257
8 - D1	44.671	49.129	IN PIT	264.7	2:17.925 P	142.27	10.647	09:18:15.182
9 - D2	OUTLAP	51.776	38.288	263.4	3:47.016	86.44	1:39.738	09:22:02.198
10 - D2	44.838	48.026	37.935	267.3	2:10.799	150.02	3.521	09:24:12.997
11 - D2	44.411	48.074	37.849	266.0	2:10.334	150.56	3.056	09:26:23.331
12 - D2	44.611	48.111	37.916	268.6	2:10.638	150.21	3.360	09:28:33.969
13 - D2	44.664	51.290	39.315	243.2	2:15.269	145.07	7.991	09:30:49.238
14 - D2	44.718	47.944	37.728	266.6	2:10.390	150.49	3.112	09:32:59.628
15 - D2	44.409	47.878	37.730	264.7	2:10.017	150.93	2.739	09:35:09.645
16 - D2	44.228	48.240	IN PIT	266.0	2:16.871 P	143.37	9.593	09:37:26.516
17 - D1	OUTLAP	48.711	43.970	210.1	5:10.867	63.12	3:03.589	09:42:37.383
18 - D1	43.724	46.637	37.381	262.7	2:07.742 (2)	153.61	0.464	09:44:45.125
19 - D1	43.367	46.695	37.216	264.0	2:07.278 (1)	154.17		09:46:52.403
20 - D1	43.498	50.690	IN PIT	260.2	2:21.973 P	138.22	14.695	09:49:14.376
21 - D2	OUTLAP	47.960	37.599	260.2	5:25.641	60.26	3:18.363	09:54:40.017
22 - D2	44.468	47.678	37.730	266.6	2:09.876	151.09	2.598	09:56:49.893
23 - D2	43.943	47.578	37.627	264.0	2:09.148 (3)	151.94	1.870	09:58:59.041
24 - D2	43.831	47.074	IN PIT	265.3	2:15.343 P	144.99	8.065	10:01:14.384

Weather / Track : Bright / Dry

Shanghai
Circuit Length = 5.451 km
Start: 09:00 Flag 10:00 End: 10:04

Blancpain GT World Challenge Asia

OFFICIAL PRACTICE - SECTOR ANALYSIS



SECTOR 1 = FL to I1, SECTOR 2 = I1 to I2 SECTOR 3 = I2 to I3, SECTOR 4 = I3 to FL, DIFF = Difference To Personal Best Lap, P = Crossed Finish Line in Pit Lane, D = Time Disallowed

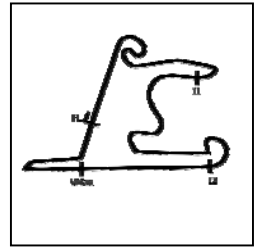
P7 97 GT3S Solite Indigo Racing				Mercedes-AMG GT3				
IDEAL LAP TIME : 2:07.001		BEST LAP TIME : 2:07.283		DIFFERENCE : 0.282				
D1: Roelof BRUINS		D2: Manuel METZGER						
LAP	SECTOR 1	SECTOR 2	SECTOR 3	SPEED TRAP	LAP TIME	KPH	DIFF	TIME OF DAY
1 - D1	OUTLAP	47.999	39.503	254.1				09:02:14.966
2 - D1	44.474	46.696	37.375	259.6	2:08.545	152.65	1.262	09:04:23.511
3 - D1	43.886	46.784	37.527	259.6	2:08.197	153.07	0.914	09:06:31.708
4 - D1	45.043	47.784	IN PIT	260.8	2:17.298 P	142.92	10.015	09:08:49.006
5 - D1	OUTLAP	47.497	37.561	262.7	4:03.793	80.49	1:56.510	09:12:52.799
6 - D1	44.119	47.226	IN PIT	266.0	2:17.217 P	143.01	9.934	09:15:10.016
7 - D1	OUTLAP	48.536	37.628	260.8	3:38.591	89.77	1:31.308	09:18:48.607
8 - D1	43.716	46.458	37.109	264.0	2:07.283 (1)	154.17		09:20:55.890
9 - D1	43.434	46.862	37.148	265.3	2:07.444 (2)	153.97	0.161	09:23:03.334
10 - D1	43.796	46.987	IN PIT	264.7	2:14.880 P	145.48	7.597	09:25:18.214
11 - D2	OUTLAP	47.247	37.775	263.4	3:57.989	82.45	1:50.706	09:29:16.203
12 - D2	43.765	46.762	37.221	262.1	2:07.748	153.61	0.465	09:31:23.951
13 - D2	43.619	46.511	37.342	262.1	2:07.472 (3)	153.94	0.189	09:33:31.423
14 - D2	43.512	46.775	IN PIT	263.4	2:13.644 P	146.83	6.361	09:35:45.067
15 - D2	OUTLAP	47.712	38.113	264.0	6:03.483	53.98	3:56.200	09:41:48.550
16 - D2	44.035	47.608	37.893	262.7	2:09.536	151.49	2.253	09:43:58.086
17 - D2	44.080	47.143	37.487	260.8	2:08.710	152.46	1.427	09:46:06.796
18 - D2	43.877	47.058	37.429	262.1	2:08.364	152.87	1.081	09:48:15.160
19 - D2	44.012	47.205	37.467	262.1	2:08.684	152.49	1.401	09:50:23.844
20 - D2	43.877	47.347	37.481	260.8	2:08.705	152.46	1.422	09:52:32.549
21 - D2	44.008	47.377	39.389	264.0	2:10.774	150.05	3.491	09:54:43.323
22 - D2	46.334	48.049	37.755	262.7	2:12.138	148.50	4.855	09:56:55.461
23 - D2	44.087	47.214	IN PIT	262.1	2:15.019 P	145.33	7.736	09:59:10.480

P8 911 GT3S Absolute Racing				Porsche 911 GT3 R				
IDEAL LAP TIME : 2:07.054		BEST LAP TIME : 2:07.346		DIFFERENCE : 0.292				
D1: Tanart SATHIENTHIRAKUI		D2: Philip HAMPRECHT						
LAP	SECTOR 1	SECTOR 2	SECTOR 3	SPEED TRAP	LAP TIME	KPH	DIFF	TIME OF DAY
1 - D1	OUTLAP	57.132	43.195	220.4				09:03:04.034
2 - D1	47.002	50.598	41.677	238.9	2:19.277	140.89	11.931	09:05:23.311
3 - D1	46.218	51.559	41.220	213.4	2:18.997	141.18	11.651	09:07:42.308
4 - D1	46.820	49.986	37.960	254.7	2:14.766	145.61	7.420	09:09:57.074
5 - D1	43.842	46.973	37.037	269.3	2:07.852 (2)	153.48	0.506	09:12:04.926
6 - D1	43.711	46.871	37.365	271.3	2:07.947 (3)	153.37	0.601	09:14:12.873
7 - D1	44.356	47.350	IN PIT	263.4	2:15.489 P	144.83	8.143	09:16:28.362
8 - D2	OUTLAP	47.578	37.261	264.7	4:36.939	70.85	2:29.593	09:21:05.301
9 - D2	43.664	46.730	36.952	269.3	2:07.346 (1)	154.09		09:23:12.647
10 - D2	44.446	48.219	37.794	267.9	2:10.459	150.41	3.113	09:25:23.106
11 - D2	43.546	46.679	37.778	266.6	2:08.003	153.30	0.657	09:27:31.109
12 - D2	43.423	46.965	IN PIT	269.3	2:12.733 P	147.84	5.387	09:29:43.842
13 - D1	OUTLAP	47.639	37.404	267.3	3:35.850	90.91	1:28.504	09:33:19.692
14 - D1	44.047	47.677	IN PIT	267.3	2:15.587 P	144.73	8.241	09:35:35.279
15 - D1	OUTLAP	47.810	IN PIT	263.4	8:11.267 P	39.94	6:03.921	09:43:46.546
16 - D2	OUTLAP	47.561	37.375	264.7	3:33.715	91.82	1:26.369	09:47:20.261
17 - D2	43.812	47.279	IN PIT	264.0	2:13.513 P	146.97	6.167	09:49:33.774
18 - D1	OUTLAP	47.487	37.376	264.0	3:35.088	91.23	1:27.742	09:53:08.862
19 - D1	43.947	47.361	IN PIT	265.3	2:15.009 P	145.35	7.663	09:55:23.871
20 - D2	OUTLAP	47.365	IN PIT	264.0	3:38.929 P	89.63	1:31.583	09:59:02.800

Weather / Track : Bright / Dry

Blancpain GT World Challenge Asia

OFFICIAL PRACTICE - SECTOR ANALYSIS



SECTOR 1 = FL to I1, SECTOR 2 = I1 to I2 SECTOR 3 = I2 to I3, SECTOR 4 = I3 to FL, DIFF = Difference To Personal Best Lap, P = Crossed Finish Line in Pit Lane, D = Time Disallowed

P9 12 GT3S Audi Sport Asia Team Absolute Racing		Audi R8 LMS GT3 2019						
IDEAL LAP TIME : 2:07.312		BEST LAP TIME : 2:07.383		DIFFERENCE : 0.071				
D1: Martin RUMP		D2: Weiron TAN						
LAP	SECTOR 1	SECTOR 2	SECTOR 3	SPEED TRAP	LAP TIME	KPH	DIFF	TIME OF DAY
1 - D2	OUTLAP	56.830	45.240	203.0				09:02:39.793
2 - D2	44.525	47.794	37.605	266.0	2:09.924	151.03	2.541	09:04:49.717
3 - D2	44.212	46.950	37.333	266.0	2:08.495 (3)	152.71	1.112	09:06:58.212
4 - D2	44.019	47.061	IN PIT	264.0	2:13.706 P	146.76	6.323	09:09:11.918
5 - D1	OUTLAP	47.512	37.488	266.6	3:34.287	91.57	1:26.904	09:12:46.205
6 - D1	43.702	47.154	37.319	267.9	2:08.175 (2)	153.10	0.792	09:14:54.380
7 - D1	43.634	46.681	37.068	266.0	2:07.383 (1)	154.05		09:17:01.763
8 - D1	43.563	47.024	IN PIT	265.3	2:13.493 P	147.00	6.110	09:19:15.256
9 - D2	OUTLAP	47.375	37.464	267.3	3:34.530	91.47	1:27.147	09:22:49.786
10 - D2	44.131	47.414	37.437	267.3	2:08.982	152.14	1.599	09:24:58.768
11 - D2	44.095	47.550	37.397	270.6	2:09.042	152.07	1.659	09:27:07.810
12 - D2	44.151	47.750	IN PIT	268.6	2:14.867 P	145.50	7.484	09:29:22.677
13 - D1	OUTLAP	47.277	37.576	266.6	3:33.830	91.77	1:26.447	09:32:56.507
14 - D1	43.970	47.286	IN PIT	267.3	2:14.308 P	146.10	6.925	09:35:10.815
15 - D2	OUTLAP	48.243	37.698	264.7	3:36.370	90.69	1:28.987	09:38:47.185
16 - D2	44.344	47.563	IN PIT	265.3	2:14.570 P	145.82	7.187	09:41:01.755
17 - D1	OUTLAP	47.932	IN PIT	266.0	3:42.593 P	88.15	1:35.210	09:44:44.348
18 - D2	OUTLAP	47.967	IN PIT	262.1	3:42.744 P	88.09	1:35.361	09:48:27.092
19 - D2	OUTLAP	57.007	IN PIT	263.4	3:52.113 P	84.54	1:44.730	09:52:19.205
20 - D1	OUTLAP	47.445	IN PIT	266.0	3:40.719 P	88.90	1:33.336	09:55:59.924
21 - D2	OUTLAP	48.493	IN PIT	262.7	3:40.655 P	88.93	1:33.272	09:59:40.579

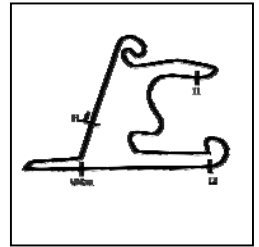
P10 75 GT3PA T2 Motorsports		Ferrari 488 GT3						
IDEAL LAP TIME : 2:07.353		BEST LAP TIME : 2:07.394		DIFFERENCE : 0.041				
D1: David TJIPTOBIANTORO		D2: Rio HARYANTO						
LAP	SECTOR 1	SECTOR 2	SECTOR 3	SPEED TRAP	LAP TIME	KPH	DIFF	TIME OF DAY
1 - D1	OUTLAP	53.856	IN PIT	251.1				09:02:50.487
2 - D1	OUTLAP	49.175	38.153	263.4	3:04.328	106.46	56.934	09:05:54.815
3 - D1	45.175	48.100	37.807	266.0	2:11.082	149.70	3.688	09:08:05.897
4 - D1	44.967	49.865	38.405	266.6	2:13.237	147.28	5.843	09:10:19.134
5 - D1	47.942	53.663	47.764	199.2	2:29.369	131.37	21.975	09:12:48.503
6 - D1	45.971	48.604	39.693	267.3	2:14.268	146.15	6.874	09:15:02.771
7 - D1	44.926	49.205	37.829	266.0	2:11.960	148.70	4.566	09:17:14.731
8 - D1	44.980	48.315	37.396	267.3	2:10.691	150.15	3.297	09:19:25.422
9 - D1	45.203	48.492	38.138	269.3	2:11.833	148.85	4.439	09:21:37.255
10 - D1	44.915	47.928	37.485	267.9	2:10.328	150.57	2.934	09:23:47.583
11 - D1	46.916	49.259	IN PIT	255.3	2:23.399 P	136.84	16.005	09:26:10.982
12 - D2	OUTLAP	50.090	38.588	266.6	3:24.515	95.95	1:17.121	09:29:35.497
13 - D2	44.213	48.529	37.465	268.6	2:10.207	150.71	2.813	09:31:45.704
14 - D2	44.382	49.045	37.599	267.3	2:11.026	149.76	3.632	09:33:56.730
15 - D2	44.067	48.081	37.254	270.0	2:09.402	151.64	2.008	09:36:06.132
16 - D2	44.745	48.009	IN PIT	267.3	2:17.864 P	142.34	10.470	09:38:23.996
17 - D2	OUTLAP	48.704	37.473	267.3	3:23.400	96.47	1:16.006	09:41:47.396
18 - D2	43.588	47.032	37.300	265.3	2:07.920 (3)	153.40	0.526	09:43:55.316
19 - D2	43.424	46.965	37.005	267.9	2:07.394 (1)	154.03		09:46:02.710
20 - D2	43.383	46.965	37.426	266.6	2:07.774 (2)	153.58	0.380	09:48:10.484
21 - D2	43.487	47.174	IN PIT	267.3	2:14.214 P	146.21	6.820	09:50:24.698
22 - D1	OUTLAP	50.374	39.526	226.4	3:20.023	98.10	1:12.629	09:53:44.721
23 - D1	48.782	48.809	37.979	265.3	2:15.570	144.74	8.176	09:56:00.291
24 - D1	44.260	48.792	37.496	266.6	2:10.548	150.31	3.154	09:58:10.839
25 - D1	44.579	47.603	37.335	266.0	2:09.517	151.51	2.123	10:00:20.356

Weather / Track : Bright / Dry

Shanghai
Circuit Length = 5.451 km
Start: 09:00 Flag 10:00 End: 10:04

Blancpain GT World Challenge Asia

OFFICIAL PRACTICE - SECTOR ANALYSIS



SECTOR 1 = FL to I1, SECTOR 2 = I1 to I2 SECTOR 3 = I2 to I3, SECTOR 4 = I3 to FL, DIFF = Difference To Personal Best Lap, P = Crossed Finish Line in Pit Lane, D = Time Disallowed

P11 13 GT3PA Audi Sport Asia Team Absolute Racing		Audi R8 LMS GT3 2019						
IDEAL LAP TIME : 2:07.427		BEST LAP TIME : 2:07.427		DIFFERENCE : 0.000				
D1: Jingzu SUN		D2: Congfu CHENG						
LAP	SECTOR 1	SECTOR 2	SECTOR 3	SPEED TRAP	LAP TIME	KPH	DIFF	TIME OF DAY
1 - D2	OUTLAP	51.087	39.955	250.0				09:03:01.374
2 - D2	44.803	48.023	37.945	262.1	2:10.771	150.06	3.344	09:05:12.145
3 - D2	44.770	47.786	37.497	262.7	2:10.053	150.88	2.626	09:07:22.198
4 - D2	44.218	47.773	IN PIT	247.1	2:17.414	P 142.80	9.987	09:09:39.612
5 - D2	OUTLAP	51.686	38.931	241.6	3:44.772	87.30	1:37.345	09:13:24.384
6 - D2	43.808	47.281	37.575	264.7	2:08.664	(2) 152.51	1.237	09:15:33.048
7 - D2	43.783	47.711	37.361	265.3	2:08.855	(3) 152.29	1.428	09:17:41.903
8 - D2	43.532	46.741	37.154	265.3	2:07.427	(1) 153.99		09:19:49.330
9 - D2	43.866	47.674	IN PIT	263.4	2:17.300	P 142.92	9.873	09:22:06.630
10 - D1	OUTLAP	48.828	38.300	262.1	4:58.128	65.82	2:50.701	09:27:04.758
11 - D1	56.343	1:06.786	41.506	235.8	2:44.635	119.19	37.208	09:29:49.393
12 - D1	44.663	50.289	38.128	267.3	2:13.080	147.45	5.653	09:32:02.473
13 - D1	45.044	48.184	37.892	264.0	2:11.120	149.66	3.693	09:34:13.593
14 - D1	44.670	47.894	37.967	264.7	2:10.531	150.33	3.104	09:36:24.124
15 - D1	44.579	47.940	37.869	265.3	2:10.388	150.50	2.961	09:38:34.512
16 - D1	44.624	47.820	37.792	264.0	2:10.236	150.67	2.809	09:40:44.748
17 - D1	44.134	59.117	38.699	263.4	2:21.950	138.24	14.523	09:43:06.698
18 - D1	44.613	48.195	38.165	264.0	2:10.973	149.82	3.546	09:45:17.671
19 - D1	54.478	48.933	38.883	262.7	2:22.294	137.90	14.867	09:47:39.965
20 - D1	44.874	50.000	IN PIT	263.4	2:19.208	P 140.96	11.781	09:49:59.173
21 - D2	OUTLAP	48.638	38.732	262.7	4:15.767	76.72	2:08.340	09:54:14.940
22 - D2	45.251	48.484	37.939	264.0	2:11.674	149.03	4.247	09:56:26.614
23 - D2	44.626	47.715	37.591	266.0	2:09.932	151.02	2.505	09:58:36.546
24 - D2	44.528	47.782	IN PIT	264.7	2:16.049	P 144.23	8.622	10:00:52.595

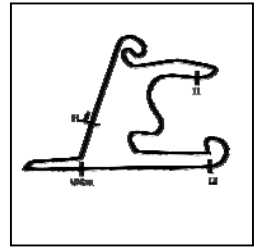
P12 27 GT3S HubAuto Corsa		Ferrari 488 GT3						
IDEAL LAP TIME : 2:07.171		BEST LAP TIME : 2:07.436		DIFFERENCE : 0.265				
D1: Yuya SAKAMOTO		D2: Marcos GOMES						
LAP	SECTOR 1	SECTOR 2	SECTOR 3	SPEED TRAP	LAP TIME	KPH	DIFF	TIME OF DAY
1 - D2	OUTLAP	50.876	40.224	231.2				09:02:28.114
2 - D2	44.029	47.113	37.198	263.4	2:08.340	152.90	0.904	09:04:36.454
3 - D2	43.703	46.506	37.227	263.4	2:07.436	(1) 153.98		09:06:43.890
4 - D2	43.467	46.809	37.198	264.0	2:07.474	(2) 153.94	0.038	09:08:51.364
5 - D2	43.690	46.711	37.315	266.6	2:07.716	(3) 153.65	0.280	09:10:59.080
6 - D2	46.309	50.022	IN PIT	220.8	2:21.532	P 138.65	14.096	09:13:20.612
7 - D2	OUTLAP	49.563	41.656	204.5	3:44.694	87.33	1:37.258	09:17:05.306
8 - D2	44.106	47.049	37.647	266.0	2:08.802	152.35	1.366	09:19:14.108
9 - D2	43.920	47.033	37.748	268.6	2:08.701	152.47	1.265	09:21:22.809
10 - D2	43.861	47.308	43.589	184.6	2:14.758	145.62	7.322	09:23:37.567
11 - D2	43.838	47.412	37.656	264.0	2:08.906	152.23	1.470	09:25:46.473
12 - D2	43.680	48.059	IN PIT	264.7	2:16.337	P 143.93	8.901	09:28:02.810
13 - D1	OUTLAP	47.955	37.626	264.0	7:43.705	42.31	5:36.269	09:35:46.515
14 - D1	44.692	47.920	37.669	264.7	2:10.281	150.62	2.845	09:37:56.796
15 - D1	44.455	47.930	37.644	264.7	2:10.029	150.91	2.593	09:40:06.825
16 - D1	44.550	48.074	37.665	264.0	2:10.289	150.61	2.853	09:42:17.114
17 - D1	44.786	48.474	37.714	262.7	2:10.974	149.82	3.538	09:44:28.088
18 - D1	44.670	48.942	37.772	263.4	2:11.384	149.36	3.948	09:46:39.472
19 - D1	44.946	48.438	37.660	262.7	2:11.044	149.74	3.608	09:48:50.516
20 - D1	44.887	48.713	37.871	262.7	2:11.471	149.26	4.035	09:51:01.987
21 - D1	44.904	48.468	37.692	264.0	2:11.064	149.72	3.628	09:53:13.051
22 - D1	45.024	48.789	38.982	264.0	2:12.795	147.77	5.359	09:55:25.846
23 - D1	45.691	48.680	38.305	264.7	2:12.676	147.90	5.240	09:57:38.522
24 - D1	45.259	48.775	38.461	263.4	2:12.495	148.10	5.059	09:59:51.017
25 - D1	45.666	48.992	IN PIT	264.0	2:19.939	P 140.22	12.503	10:02:10.956

Weather / Track : Bright / Dry

Shanghai
Circuit Length = 5.451 km
Start: 09:00 Flag 10:00 End: 10:04

Blancpain GT World Challenge Asia

OFFICIAL PRACTICE - SECTOR ANALYSIS



SECTOR 1 = FL to I1, SECTOR 2 = I1 to I2 SECTOR 3 = I2 to I3, SECTOR 4 = I3 to FL, DIFF = Difference To Personal Best Lap, P = Crossed Finish Line in Pit Lane, D = Time Disallowed

P13 61 GT3PA ABSSA Motorsport				McLaren 720S GT3				
IDEAL LAP TIME : 2:07.165		BEST LAP TIME : 2:07.558		DIFFERENCE : 0.393				
D1: Piti BHIROMBHAUDI		D2: Keita SAWA						
LAP	SECTOR 1	SECTOR 2	SECTOR 3	SPEED TRAP	LAP TIME	KPH	DIFF	TIME OF DAY
1 - D2	OUTLAP	50.139	40.203	262.7				09:02:40.159
2 - D2	44.592	51.890	44.732	205.7	2:21.214	138.96	13.656	09:05:01.373
3 - D2	43.636	47.021	37.125	266.6	2:07.782 (2)	153.57	0.224	09:07:09.155
4 - D2	43.490	46.581	41.260	266.6	2:11.331	149.42	3.773	09:09:20.486
5 - D2	43.459	46.969	37.130	266.6	2:07.558 (1)	153.84		09:11:28.044
6 - D2	43.566	47.122	IN PIT	267.9	2:14.592 P	145.80	7.034	09:13:42.636
7 - D1	OUTLAP	47.951	38.628	263.4	4:39.915	70.10	2:32.357	09:18:22.551
8 - D1	45.019	47.479	37.682	264.0	2:10.180	150.74	2.622	09:20:32.731
9 - D1	44.709	47.513	38.094	265.3	2:10.316	150.58	2.758	09:22:43.047
10 - D1	44.833	47.816	IN PIT	265.3	2:18.565 P	141.62	11.007	09:25:01.612
11 - D1	OUTLAP	49.473	39.801	216.8	4:55.577	66.39	2:48.019	09:29:57.189
12 - D1	44.408	48.913	37.950	264.0	2:11.271	149.48	3.713	09:32:08.460
13 - D1	44.705	48.139	39.280	264.7	2:12.124	148.52	4.566	09:34:20.584
14 - D1	45.454	51.767	40.862	250.5	2:18.083	142.11	10.525	09:36:38.667
15 - D1	45.000	48.467	38.028	266.0	2:11.495	149.23	3.937	09:38:50.162
16 - D1	44.870	47.805	37.969	265.3	2:10.644	150.20	3.086	09:41:00.806
17 - D1	45.829	48.875	IN PIT	264.0	2:20.719 P	139.45	13.161	09:43:21.525
18 - D2	OUTLAP	47.816	39.803	264.0	3:39.339	89.46	1:31.781	09:47:00.864
19 - D2	44.149	47.415	37.248	266.0	2:08.812	152.34	1.254	09:49:09.676
20 - D2	44.095	47.503	37.141	266.0	2:08.739 (3)	152.42	1.181	09:51:18.415
21 - D2	44.082	47.461	37.219	265.3	2:08.762	152.40	1.204	09:53:27.177
22 - D2	43.916	47.500	37.464	265.3	2:08.880	152.26	1.322	09:55:36.057
23 - D2	44.153	47.375	37.298	265.3	2:08.826	152.32	1.268	09:57:44.883
24 - D2	45.276	47.705	37.220	266.6	2:10.201	150.71	2.643	09:59:55.084
25 - D2	44.237	47.520	IN PIT	267.3	2:17.428 P	142.79	9.870	10:02:12.512

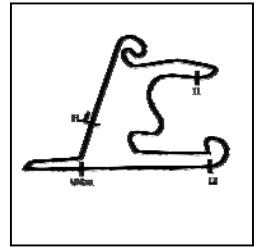
P14 4 GT3S Zun Motorsport Crew				Mercedes-AMG GT3				
IDEAL LAP TIME : 2:07.630		BEST LAP TIME : 2:07.773		DIFFERENCE : 0.143				
D1: Adderly FONG		D2: Josh BURDON						
LAP	SECTOR 1	SECTOR 2	SECTOR 3	SPEED TRAP	LAP TIME	KPH	DIFF	TIME OF DAY
1 - D2	OUTLAP	52.330	IN PIT	228.8				09:03:16.749
2 - D2	OUTLAP	50.502	40.423	244.3	3:53.348	84.09	1:45.575	09:07:10.097
3 - D2	45.760	49.866	40.838	224.0	2:16.464	143.80	8.691	09:09:26.561
4 - D2	47.564	49.944	38.079	260.2	2:15.587	144.73	7.814	09:11:42.148
5 - D2	46.213	52.446	IN PIT	232.2	2:25.060 P	135.27	17.287	09:14:07.208
6 - D2	OUTLAP	53.259	40.201	235.8	3:56.445	82.99	1:48.672	09:18:03.653
7 - D2	43.856	46.665	45.353	137.5	2:15.874	144.42	8.101	09:20:19.527
8 - D2	43.596	46.808	37.369	262.7	2:07.773 (1)	153.58		09:22:27.300
9 - D2	43.610	46.837	37.532	263.4	2:07.979 (2)	153.33	0.206	09:24:35.279
10 - D2	44.275	48.451	IN PIT	262.1	2:18.036 P	142.16	10.263	09:26:53.315
11 - D1	OUTLAP	48.384	38.044	264.7	3:42.373	88.24	1:34.600	09:30:35.688
12 - D1	44.374	47.518	IN PIT	262.7	2:15.133 P	145.21	7.360	09:32:50.821
13 - D1	OUTLAP	47.385	37.742	261.5	3:43.789	87.68	1:36.016	09:36:34.610
14 - D1	44.356	47.469	37.646	262.1	2:09.471 (3)	151.56	1.698	09:38:44.081
15 - D1	44.352	47.374	37.784	261.5	2:09.510	151.52	1.737	09:40:53.591
16 - D1	44.446	47.507	37.571	262.1	2:09.524	151.50	1.751	09:43:03.115
17 - D1	44.361	47.500	IN PIT	260.8	2:15.190 P	145.15	7.417	09:45:18.305

Weather / Track : Bright / Dry

Shanghai
Circuit Length = 5.451 km
Start: 09:00 Flag 10:00 End: 10:04

Blancpain GT World Challenge Asia

OFFICIAL PRACTICE - SECTOR ANALYSIS



SECTOR 1 = FL to I1, SECTOR 2 = I1 to I2 SECTOR 3 = I2 to I3, SECTOR 4 = I3 to FL, DIFF = Difference To Personal Best Lap, P = Crossed Finish Line in Pit Lane, D = Time Disallowed

P15 666 GT3PA Vincenzo Sospiri Racing				Lamborghini Huracan GT3 EVO				
IDEAL LAP TIME : 2:07.462		BEST LAP TIME : 2:07.785		DIFFERENCE : 0.323				
D1: Alex AU		D2: Frederik SCHANDORFF						
LAP	SECTOR 1	SECTOR 2	SECTOR 3	SPEED TRAP	LAP TIME	KPH	DIFF	TIME OF DAY
1 - D1	OUTLAP	53.064	39.637	231.7				09:02:30.916
2 - D1	45.421	48.709	37.768	264.0	2:11.898	148.77	4.113	09:04:42.814
3 - D1	44.778	49.361	37.905	263.4	2:12.044	148.61	4.259	09:06:54.858
4 - D1	46.099	51.199	38.190	263.4	2:15.488	144.83	7.703	09:09:10.346
5 - D1	51.352	48.788	41.005	205.7	2:21.145	139.03	13.360	09:11:31.491
6 - D1	45.427	48.629	37.611	263.4	2:11.667	149.03	3.882	09:13:43.158
7 - D1	45.433	48.620	IN PIT	264.7	2:20.161	P 140.00	12.376	09:16:03.319
8 - D1	OUTLAP	50.450	39.249	241.6	5:05.453	64.24	2:57.668	09:21:08.772
9 - D1	43.873	48.085	37.644	267.3	2:09.602	151.41	1.817	09:23:18.374
10 - D1	44.065	49.398	37.899	266.0	2:11.362	149.38	3.577	09:25:29.736
11 - D1	44.162	47.236	37.309	265.3	2:08.707	152.46	0.922	09:27:38.443
12 - D1	44.054	47.261	IN PIT	266.0	2:14.552	P 145.84	6.767	09:29:52.995
13 - D2	OUTLAP	47.315	37.433	265.3	3:15.175	100.54	1:07.390	09:33:08.170
14 - D2	43.670	47.065	37.416	264.7	2:08.151	(2) 153.12	0.366	09:35:16.321
15 - D2	43.767	46.726	37.292	266.6	2:07.785	(1) 153.56		09:37:24.106
16 - D2	43.784	46.999	37.420	264.7	2:08.203	(3) 153.06	0.418	09:39:32.309
17 - D2	43.904	47.648	IN PIT	266.6	2:18.162	P 142.03	10.377	09:41:50.471
18 - D2	OUTLAP	47.539	37.295	262.7	5:28.069	59.81	3:20.284	09:47:18.540
19 - D2	43.873	47.817	IN PIT	264.7	2:14.634	P 145.75	6.849	09:49:33.174
20 - D2	OUTLAP	47.059	37.066	264.7	3:28.633	94.05	1:20.848	09:53:01.807
21 - D2	43.998	47.328	37.286	266.6	2:08.612	152.57	0.827	09:55:10.419
22 - D2	44.128	47.543	IN PIT	267.3	2:14.102	P 146.33	6.317	09:57:24.521

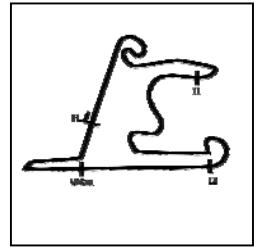
P16 99 GT3S Craft-Bamboo Racing				Mercedes-AMG GT3				
IDEAL LAP TIME : 2:07.309		BEST LAP TIME : 2:07.801		DIFFERENCE : 0.492				
D1: Christina NIELSEN		D2: Darryl O'YOUNG						
LAP	SECTOR 1	SECTOR 2	SECTOR 3	SPEED TRAP	LAP TIME	KPH	DIFF	TIME OF DAY
1 - D2	OUTLAP	52.124	41.961	251.1				09:02:36.235
2 - D2	44.883	47.963	37.688	260.8	2:10.534	150.33	2.733	09:04:46.769
3 - D2	44.126	47.840	37.443	260.8	2:09.409	151.64	1.608	09:06:56.178
4 - D2	43.824	47.264	37.394	262.7	2:08.482	(2) 152.73	0.681	09:09:04.660
5 - D2	44.096	47.213	IN PIT	261.5	2:14.928	P 145.43	7.127	09:11:19.588
6 - D1	OUTLAP	49.732	37.988	262.7	3:50.597	85.09	1:42.796	09:15:10.185
7 - D1	44.984	49.487	38.201	261.5	2:12.672	147.91	4.871	09:17:22.857
8 - D1	44.815	49.042	37.910	260.2	2:11.767	148.92	3.966	09:19:34.624
9 - D1	44.556	48.279	37.633	262.7	2:10.468	150.40	2.667	09:21:45.092
10 - D1	44.683	47.919	37.668	262.1	2:10.270	150.63	2.469	09:23:55.362
11 - D1	45.600	49.824	38.573	262.1	2:13.997	146.44	6.196	09:26:09.359
12 - D1	44.780	49.380	38.314	262.1	2:12.474	148.13	4.673	09:28:21.833
13 - D1	44.790	48.166	IN PIT	246.0	2:19.507	P 140.66	11.706	09:30:41.340
14 - D1	OUTLAP	48.522	37.967	257.7	6:57.463	47.00	4:49.662	09:37:38.803
15 - D1	44.119	47.361	37.702	259.6	2:09.182	151.90	1.381	09:39:47.985
16 - D1	43.819	47.161	37.521	260.2	2:08.501	(3) 152.71	0.700	09:41:56.486
17 - D1	46.355	49.894	IN PIT	260.2	2:20.226	P 139.94	12.425	09:44:16.712
18 - D2	OUTLAP	54.212	38.568	255.9	3:52.170	84.52	1:44.369	09:48:08.882
19 - D2	43.930	46.588	37.283	260.2	2:07.801	(1) 153.54		09:50:16.683
20 - D2	43.438	46.998	IN PIT	262.7	2:13.175	P 147.35	5.374	09:52:29.858

Weather / Track : Bright / Dry

Shanghai
Circuit Length = 5.451 km
Start: 09:00 Flag 10:00 End: 10:04

Blancpain GT World Challenge Asia

OFFICIAL PRACTICE - SECTOR ANALYSIS



SECTOR 1 = FL to I1, SECTOR 2 = I1 to I2 SECTOR 3 = I2 to I3, SECTOR 4 = I3 to FL, DIFF = Difference To Personal Best Lap, P = Crossed Finish Line in Pit Lane, D = Time Disallowed

P17 88 GT3PA Craft-Bamboo Racing				Mercedes-AMG GT3				
IDEAL LAP TIME : 2:08.146		BEST LAP TIME : 2:08.146		DIFFERENCE : 0.000				
D1: Jeffrey LEE		D2: Alessio PICARIELLO						
LAP	SECTOR 1	SECTOR 2	SECTOR 3	SPEED TRAP	LAP TIME	KPH	DIFF	TIME OF DAY
1 - D1	OUTLAP	52.930	43.373	189.4				09:02:49.911
2 - D1	48.006	50.520	40.905	219.0	2:19.431	140.74	11.285	09:05:09.342
3 - D1	50.653	50.160	38.915	255.3	2:19.728	140.44	11.582	09:07:29.070
4 - D1	45.167	49.735	39.008	258.3	2:13.910	146.54	5.764	09:09:42.980
5 - D1	45.401	48.878	38.445	259.6	2:12.724	147.85	4.578	09:11:55.704
6 - D1	49.358	52.867	IN PIT	259.6	2:31.455	P 129.56	23.309	09:14:27.159
7 - D1	OUTLAP	50.884	39.546	259.6	3:58.804	82.17	1:50.658	09:18:25.963
8 - D1	44.599	48.080	37.839	260.2	2:10.518	150.35	2.372	09:20:36.481
9 - D1	44.498	48.716	37.748	261.5	2:10.962	149.84	2.816	09:22:47.443
10 - D1	44.491	47.448	38.182	261.5	2:10.121	150.81	1.975	09:24:57.564
11 - D1	44.695	47.845	38.132	263.4	2:10.672	150.17	2.526	09:27:08.236
12 - D1	45.338	48.507	38.431	263.4	2:12.276	148.35	4.130	09:29:20.512
13 - D1	45.631	50.274	37.894	260.8	2:13.799	146.66	5.653	09:31:34.311
14 - D1	44.542	48.012	37.930	260.8	2:10.484	150.39	2.338	09:33:44.795
15 - D1	44.124	47.913	37.881	262.1	2:09.918	151.04	1.772	09:35:54.713
16 - D1	48.247	49.539	IN PIT	259.6	2:28.246	P 132.37	20.100	09:38:22.959
17 - D2	OUTLAP	48.160	37.782	259.6	3:36.762	90.53	1:28.616	09:41:59.721
18 - D2	44.188	47.187	37.531	259.6	2:08.906	152.23	0.760	09:44:08.627
19 - D2	43.764	46.977	37.405	260.8	2:08.146 (1)	153.13		09:46:16.773
20 - D2	43.955	47.134	37.428	260.8	2:08.517	(2) 152.69	0.371	09:48:25.290
21 - D2	44.126	47.419	IN PIT	259.6	2:14.876	P 145.49	6.730	09:50:40.166
22 - D2	OUTLAP	47.230	37.615	260.8	4:29.375	72.84	2:21.229	09:55:09.541
23 - D2	43.941	47.154	37.491	260.8	2:08.586	(3) 152.61	0.440	09:57:18.127
24 - D2	43.935	47.159	37.501	262.7	2:08.595	152.60	0.449	09:59:26.722
25 - D2	44.665	47.606	IN PIT	260.2	2:15.555	P 144.76	7.409	10:01:42.277

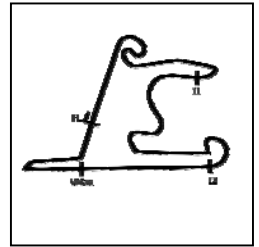
P18 918 GT3PA Panther/AAS Motorsport				Porsche 911 GT3 R				
IDEAL LAP TIME : 2:08.241		BEST LAP TIME : 2:08.375		DIFFERENCE : 0.134				
D1: Vutthikorn INTHRAPHUVA		D2: Alexandre IMPERATORI						
LAP	SECTOR 1	SECTOR 2	SECTOR 3	SPEED TRAP	LAP TIME	KPH	DIFF	TIME OF DAY
1 - D2	OUTLAP	54.372	40.680	221.3				09:02:52.780
2 - D2	46.852	48.067	37.820	258.3	2:12.739	147.83	4.364	09:05:05.519
3 - D2	43.766	47.234	37.375	264.0	2:08.375 (1)	152.86		09:07:13.894
4 - D2	49.926	51.785	IN PIT	197.4	2:30.088	P 130.74	21.713	09:09:43.982
5 - D1	OUTLAP	48.436	37.818	264.7	4:18.208	75.99	2:09.833	09:14:02.190
6 - D1	44.181	1:16.201	37.553	266.6	2:37.935	124.25	29.560	09:16:40.125
7 - D1	43.933	47.887	37.584	268.6	2:09.404	151.64	1.029	09:18:49.529
8 - D1	44.260	47.609	37.241	264.7	2:09.110	(2) 151.99	0.735	09:20:58.639
9 - D1	44.338	48.104	37.464	268.6	2:09.906	151.05	1.531	09:23:08.545
10 - D1	43.982	47.969	37.664	266.6	2:09.615	151.39	1.240	09:25:18.160
11 - D1	44.310	47.563	37.456	266.0	2:09.329	(3) 151.73	0.954	09:27:27.489
12 - D1	44.189	48.199	37.802	267.9	2:10.190	150.73	1.815	09:29:37.679
13 - D1	44.095	48.140	37.673	270.6	2:09.908	151.05	1.533	09:31:47.587
14 - D1	44.698	48.969	IN PIT	267.3	2:18.732	P 141.44	10.357	09:34:06.319
15 - D2	OUTLAP	48.477	37.794	265.3	3:35.920	90.88	1:27.545	09:37:42.239
16 - D2	44.053	47.956	IN PIT	264.0	2:15.455	P 144.87	7.080	09:39:57.694
17 - D1	OUTLAP	51.751	37.728	269.3	3:38.616	89.76	1:30.241	09:43:36.310
18 - D1	44.956	48.489	IN PIT	263.4	2:17.573	P 142.64	9.198	09:45:53.883
19 - D2	OUTLAP	48.616	37.840	263.4	3:38.138	89.95	1:29.763	09:49:32.021
20 - D2	44.506	48.511	IN PIT	265.3	2:16.531	P 143.72	8.156	09:51:48.552

Weather / Track : Bright / Dry

Shanghai
Circuit Length = 5.451 km
Start: 09:00 Flag 10:00 End: 10:04

Blancpain GT World Challenge Asia

OFFICIAL PRACTICE - SECTOR ANALYSIS



SECTOR 1 = FL to I1, SECTOR 2 = I1 to I2 SECTOR 3 = I2 to I3, SECTOR 4 = I3 to FL, DIFF = Difference To Personal Best Lap, P = Crossed Finish Line in Pit Lane, D = Time Disallowed

P19 5 GT3AM Phantom Pro Racing				Mercedes-AMG GT3				
IDEAL LAP TIME : 2:08.071		BEST LAP TIME : 2:08.646		DIFFERENCE : 0.575				
D1: Chris On CHIA		D2: Wei LU						
LAP	SECTOR 1	SECTOR 2	SECTOR 3	SPEED TRAP	LAP TIME	KPH	DIFF	TIME OF DAY
1 - D1	OUTLAP	54.226	39.850	248.8				09:02:55.858
2 - D1	45.021	48.228	38.364	264.7	2:11.613	149.10	2.967	09:05:07.471
3 - D1	45.692	48.281	37.982	259.6	2:11.955	148.71	3.309	09:07:19.426
4 - D1	52.443	48.401	38.468	260.2	2:19.312	140.86	10.666	09:09:38.738
5 - D1	45.038	48.061	38.016	260.8	2:11.115	149.66	2.469	09:11:49.853
6 - D1	45.678	49.756	IN PIT	263.4	2:21.414	P 138.76	12.768	09:14:11.267
7 - D1	OUTLAP	51.606	37.950	261.5	3:42.486	88.20	1:33.840	09:17:53.753
8 - D1	44.003	47.798	37.647	262.7	2:09.448	151.59	0.802	09:20:03.201
9 - D1	44.095	47.211	37.386	263.4	2:08.692	(2) 152.48	0.046	09:22:11.893
10 - D1	44.076	47.135	37.733	262.7	2:08.944	152.18	0.298	09:24:20.837
11 - D1	44.348	47.065	37.708	261.5	2:09.121	151.97	0.475	09:26:29.958
12 - D1	43.983	47.640	IN PIT	262.1	2:16.345	P 143.92	7.699	09:28:46.303
13 - D2	OUTLAP	47.511	37.711	262.7	3:53.550	84.02	1:44.904	09:32:39.853
14 - D2	44.396	47.236	37.741	264.0	2:09.373	151.68	0.727	09:34:49.226
15 - D2	43.636	47.127	37.883	262.7	2:08.646	(1) 152.53		09:36:57.872
16 - D2	45.611	47.688	42.771	216.0	2:16.070	144.21	7.424	09:39:13.942
17 - D2	43.982	47.354	37.370	262.7	2:08.706	(3) 152.46	0.060	09:41:22.648
18 - D2	44.652	49.720	38.045	264.7	2:12.417	148.19	3.771	09:43:35.065
19 - D2	43.747	47.388	37.664	263.4	2:08.799	152.35	0.153	09:45:43.864
20 - D2	44.718	47.146	IN PIT	260.8	2:16.615	P 143.64	7.969	09:48:00.479
21 - D1	OUTLAP	50.519	41.460	219.9	3:52.922	84.24	1:44.276	09:51:53.401
22 - D1	44.876	48.692	38.510	240.0	2:12.078	148.57	3.432	09:54:05.479
23 - D1	45.511	48.628	38.041	262.1	2:12.180	148.46	3.534	09:56:17.659
24 - D1	45.080	48.715	IN PIT	261.5	2:18.181	P 142.01	9.535	09:58:35.840

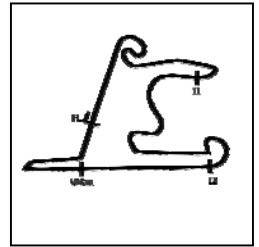
P20 8 GT3PA ARN Racing				Porsche 911 GT3 R				
IDEAL LAP TIME : 2:08.192		BEST LAP TIME : 2:08.882		DIFFERENCE : 0.690				
D1: Hiroaki NAGAI		D2: Yuta KAMIMURA						
LAP	SECTOR 1	SECTOR 2	SECTOR 3	SPEED TRAP	LAP TIME	KPH	DIFF	TIME OF DAY
1 - D1	OUTLAP	50.948	41.019	264.0				09:02:40.686
2 - D1	45.410	48.179	37.941	265.3	2:11.530	149.19	2.648	09:04:52.216
3 - D1	45.679	48.209	37.405	266.6	2:11.293	149.46	2.411	09:07:03.509
4 - D1	44.428	48.091	36.943	269.3	2:09.462	151.57	0.580	09:09:12.971
5 - D1	44.513	48.166	37.340	266.6	2:10.019	150.92	1.137	09:11:22.990
6 - D1	45.304	48.385	IN PIT	269.3	2:23.571	P 136.68	14.689	09:13:46.561
7 - D1	OUTLAP	47.563	37.243	267.3	6:13.481	52.54	4:04.599	09:20:00.042
8 - D1	43.849	47.996	37.083	268.6	2:08.928	(2) 152.20	0.046	09:22:08.970
9 - D1	44.534	48.756	IN PIT	267.9	2:18.922	P 141.25	10.040	09:24:27.892
10 - D1	OUTLAP	47.535	37.182	269.3	3:13.088	101.63	1:04.206	09:27:40.980
11 - D1	44.381	48.375	37.361	267.9	2:10.117	150.81	1.235	09:29:51.097
12 - D1	44.568	48.006	IN PIT	267.9	2:16.595	P 143.66	7.713	09:32:07.692
13 - D2	OUTLAP	47.400	37.457	266.6	3:37.097	90.39	1:28.215	09:35:44.789
14 - D2	44.178	47.682	37.233	266.0	2:09.093	(3) 152.01	0.211	09:37:53.882
15 - D2	43.903	47.527	37.452	266.0	2:08.882	(1) 152.26		09:40:02.764
16 - D2	44.204	47.708	38.560	268.6	2:10.472	150.40	1.590	09:42:13.236
17 - D2	44.504	48.236	IN PIT	266.0	2:16.838	P 143.40	7.956	09:44:30.074
18 - D2	OUTLAP	47.968	38.510	267.3	3:30.025	93.43	1:21.143	09:48:00.099
19 - D2	44.275	48.016	37.488	265.3	2:09.779	151.20	0.897	09:50:09.878
20 - D2	44.289	48.130	37.257	266.6	2:09.676	151.32	0.794	09:52:19.554
21 - D2	44.535	48.093	37.401	266.6	2:10.029	150.91	1.147	09:54:29.583
22 - D2	44.153	47.955	37.657	267.3	2:09.765	151.22	0.883	09:56:39.348
23 - D2	44.847	48.245	37.355	267.9	2:10.447	150.43	1.565	09:58:49.795
24 - D2	44.730	48.767	37.781	267.3	2:11.278	149.48	2.396	10:01:01.073

Weather / Track : Bright / Dry

Shanghai
Circuit Length = 5.451 km
Start: 09:00 Flag 10:00 End: 10:04

Blancpain GT World Challenge Asia

OFFICIAL PRACTICE - SECTOR ANALYSIS



SECTOR 1 = FL to I1, SECTOR 2 = I1 to I2 SECTOR 3 = I2 to I3, SECTOR 4 = I3 to FL, DIFF = Difference To Personal Best Lap, P = Crossed Finish Line in Pit Lane, D = Time Disallowed

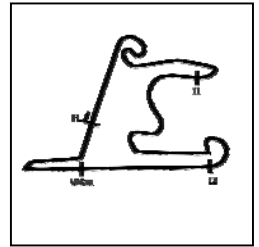
P21 51 GT3AM AMAC Motorsport				Lamborghini Huracan GT3 EVO				
IDEAL LAP TIME : 2:08.763		BEST LAP TIME : 2:09.114		DIFFERENCE : 0.351				
D1: Andrew MACPHERSON		D2: William Ben PORTER						
LAP	SECTOR 1	SECTOR 2	SECTOR 3	SPEED TRAP	LAP TIME	KPH	DIFF	TIME OF DAY
1 - D1	OUTLAP	56.087	IN PIT	256.5		P		09:03:10.441
2 - D1	OUTLAP	49.670	38.015	264.0	3:42.520	88.18	1:33.406	09:06:52.961
3 - D1	45.108	48.483	38.698	259.6	2:12.289	148.33	3.175	09:09:05.250
4 - D1	45.063	49.047	38.862	260.2	2:12.972	147.57	3.858	09:11:18.222
5 - D1	45.658	48.654	38.404	260.8	2:12.716	147.86	3.602	09:13:30.938
6 - D1	45.554	48.925	38.532	260.8	2:13.011	147.53	3.897	09:15:43.949
7 - D1	45.928	49.169	38.302	259.6	2:13.399	147.10	4.285	09:17:57.348
8 - D1	45.912	49.050	38.649	262.1	2:13.611	146.87	4.497	09:20:10.959
9 - D1	45.526	49.109	IN PIT	261.5	2:22.394	P	13.280	09:22:33.353
10 - D2	OUTLAP	48.742	38.087	261.5	3:40.483	89.00	1:31.369	09:26:13.836
11 - D2	44.262	47.532	38.101	265.3	2:09.895	(3)	0.781	09:28:23.731
12 - D2	44.845	47.855	IN PIT	264.0	2:18.482	P	9.368	09:30:42.213
13 - D2	OUTLAP	47.728	38.421	263.4	3:38.126	89.96	1:29.012	09:34:20.339
14 - D2	44.251	47.127	37.736	264.7	2:09.114	(1)	151.98	09:36:29.453
15 - D2	44.873	47.444	IN PIT	261.5	2:16.152	P	7.038	09:38:45.605
16 - D2	OUTLAP	47.519	37.420	264.7	3:18.936	98.64	1:09.822	09:42:04.541
17 - D2	44.216	47.545	38.137	265.3	2:09.898	151.06	0.784	09:44:14.439
18 - D2	44.356	47.497	37.737	262.7	2:09.590	(2)	0.476	09:46:24.029
19 - D2	44.278	47.383	IN PIT	262.7	2:16.128	P	144.15	09:48:40.157
20 - D1	OUTLAP	1:01.233	39.154	259.6	3:59.829	81.82	1:50.715	09:52:39.986
21 - D1	47.106	49.877	38.723	260.8	2:15.706	144.60	6.592	09:54:55.692
22 - D1	46.203	1:09.277	IN PIT	256.5	2:45.657	P	118.45	09:57:41.349

P22 66 GT3AM Team iRace.Win				Mercedes-AMG GT3				
IDEAL LAP TIME : 2:09.598		BEST LAP TIME : 2:09.718		DIFFERENCE : 0.120				
D1: Nan LIN		D2: Heng MIN						
LAP	SECTOR 1	SECTOR 2	SECTOR 3	SPEED TRAP	LAP TIME	KPH	DIFF	TIME OF DAY
1 - D2	OUTLAP	52.886	42.225	194.9				09:03:14.560
2 - D2	46.340	49.563	38.067	261.5	2:13.970	146.47	4.252	09:05:28.530
3 - D2	45.234	48.261	37.713	262.1	2:11.208	149.56	1.490	09:07:39.738
4 - D2	44.509	47.942	37.737	262.7	2:10.188	(2)	0.470	09:09:49.926
5 - D2	44.567	48.433	37.796	263.4	2:10.796	150.03	1.078	09:12:00.722
6 - D2	45.315	48.622	37.802	263.4	2:11.739	148.95	2.021	09:14:12.461
7 - D2	45.587	48.377	37.716	264.7	2:11.680	149.02	1.962	09:16:24.141
8 - D2	44.491	48.377	37.635	266.0	2:10.503	(3)	0.785	09:18:34.644
9 - D2	44.827	48.122	37.830	263.4	2:10.779	150.05	1.061	09:20:45.423
10 - D2	44.083	48.062	37.573	266.0	2:09.718	(1)	151.27	09:22:55.141
11 - D2	45.380	48.400	39.484	233.2	2:13.264	147.25	3.546	09:25:08.405
12 - D2	44.727	48.171	37.752	263.4	2:10.650	150.19	0.932	09:27:19.055
13 - D2	44.999	48.613	37.913	264.0	2:11.525	149.20	1.807	09:29:30.580
14 - D2	47.177	54.249	IN PIT	205.3	2:32.573	P	22.855	09:32:03.153
15 - D1	OUTLAP	50.053	38.549	262.1	3:48.658	85.82	1:38.940	09:35:51.811
16 - D1	45.898	51.070	38.313	260.8	2:15.281	145.05	5.563	09:38:07.092
17 - D1	45.705	51.612	40.150	260.8	2:17.467	142.75	7.749	09:40:24.559
18 - D1	46.457	51.480	38.829	261.5	2:16.766	143.48	7.048	09:42:41.325
19 - D1	46.040	50.387	38.713	260.8	2:15.140	145.20	5.422	09:44:56.465
20 - D1	46.588	50.938	39.472	258.9	2:16.998	143.24	7.280	09:47:13.463
21 - D1	47.155	52.330	IN PIT	260.8	2:38.144	P	28.426	09:49:51.607

Weather / Track : Bright / Dry

Blancpain GT World Challenge Asia

OFFICIAL PRACTICE - SECTOR ANALYSIS



SECTOR 1 = FL to I1, SECTOR 2 = I1 to I2 SECTOR 3 = I2 to I3, SECTOR 4 = I3 to FL, DIFF = Difference To Personal Best Lap, P = Crossed Finish Line in Pit Lane, D = Time Disallowed

P23 7 GT3AM Zun Motorsport Crew				Mercedes-AMG GT3				
IDEAL LAP TIME : 2:10.712		BEST LAP TIME : 2:10.759		DIFFERENCE : 0.047				
D1: Yi Ming LIN		D2: Ka Chun MA						
LAP	SECTOR 1	SECTOR 2	SECTOR 3	SPEED TRAP	LAP TIME	KPH	DIFF	TIME OF DAY
1 - D1	OUTLAP	56.773	41.868	250.0				09:03:26.935
2 - D1	48.153	51.510	40.135	256.5	2:19.798	140.37	9.039	09:05:46.733
3 - D1	46.976	50.135	39.583	257.7	2:16.694	143.55	5.935	09:08:03.427
4 - D1	46.014	49.926	38.916	260.2	2:14.856	145.51	4.097	09:10:18.283
5 - D1	46.736	51.803	39.333	259.6	2:17.872	142.33	7.113	09:12:36.155
6 - D1	46.483	50.480	39.649	257.1	2:16.612	143.64	5.853	09:14:52.767
7 - D1	47.343	50.808	38.788	260.2	2:16.939	143.30	6.180	09:17:09.706
8 - D1	45.657	49.048	38.655	259.6	2:13.360	147.14	2.601	09:19:23.066
9 - D1	45.660	49.481	IN PIT	260.2	2:19.581	P 140.58	8.822	09:21:42.647
10 - D2	OUTLAP	51.032	38.579	257.7	4:24.362	74.23	2:13.603	09:26:07.009
11 - D2	46.462	50.859	38.756	259.6	2:16.077	144.20	5.318	09:28:23.086
12 - D2	45.096	50.083	38.373	261.5	2:13.552	146.93	2.793	09:30:36.638
13 - D2	44.941	48.432	37.772	262.1	2:11.145	(3) 149.63	0.386	09:32:47.783
14 - D2	44.747	48.224	37.788	260.2	2:10.759	(1) 150.07		09:34:58.542
15 - D2	44.976	48.793	37.921	261.5	2:11.090	(2) 149.69	0.331	09:37:09.632
16 - D2	45.657	48.387	38.067	259.6	2:12.111	148.53	1.352	09:39:21.743
17 - D2	44.792	48.801	IN PIT	258.9	2:27.010	P 133.48	16.251	09:41:48.753
18 - D2	OUTLAP	49.894	38.359	258.3	3:26.416	95.06	1:15.657	09:45:15.169
19 - D2	45.083	48.396	38.166	257.7	2:11.645	149.06	0.886	09:47:26.814
20 - D2	44.942	49.093	IN PIT	257.7	2:20.248	P 139.92	9.489	09:49:47.062
21 - D1	OUTLAP	50.093	39.258	257.7	3:50.258	85.22	1:39.499	09:53:37.320
22 - D1	1:25.992	51.346	IN PIT	257.7	3:02.832	P 107.33	52.073	09:56:40.152

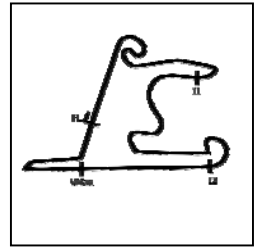
P24 111 GT4AM Team iRace.Win				Mercedes-AMG GT4				
IDEAL LAP TIME : 2:17.863		BEST LAP TIME : 2:17.935		DIFFERENCE : 0.072				
D1: Setiawan SANTOSO		D2: Ringo CHONG						
LAP	SECTOR 1	SECTOR 2	SECTOR 3	SPEED TRAP	LAP TIME	KPH	DIFF	TIME OF DAY
1 - D2	OUTLAP	58.048	46.181	190.1				09:03:35.162
2 - D2	49.335	53.088	41.844	244.3	2:24.267	136.02	6.332	09:05:59.429
3 - D2	48.177	51.515	41.161	244.3	2:20.853	139.31	2.918	09:08:20.282
4 - D2	47.644	51.442	40.824	245.4	2:19.910	140.25	1.975	09:10:40.192
5 - D2	49.140	52.642	IN PIT	195.6	2:34.596	P 126.93	16.661	09:13:14.788
6 - D2	OUTLAP	52.547	41.367	244.8	5:41.532	57.45	3:23.597	09:18:56.320
7 - D2	46.961	50.406	40.568	247.1	2:17.935	(1) 142.26		09:21:14.255
8 - D2	46.928	50.851	40.690	247.7	2:18.469	(2) 141.71	0.534	09:23:32.724
9 - D2	47.339	51.100	40.529	248.8	2:18.968	(3) 141.20	1.033	09:25:51.692
10 - D2	47.787	50.842	IN PIT	235.2	2:28.480	P 132.16	10.545	09:28:20.172
11 - D1	OUTLAP	52.243	41.453	247.7	3:54.038	83.84	1:36.103	09:32:14.210
12 - D1	48.218	51.513	41.190	246.5	2:20.921	139.25	2.986	09:34:35.131
13 - D1	48.237	51.474	41.153	246.5	2:20.864	139.30	2.929	09:36:55.995
14 - D1	48.788	51.453	41.307	246.5	2:21.548	138.63	3.613	09:39:17.543
15 - D1	47.915	52.112	41.084	247.1	2:21.111	139.06	3.176	09:41:38.654
16 - D1	47.867	51.190	41.425	247.7	2:20.482	139.68	2.547	09:43:59.136
17 - D1	47.979	51.660	41.022	246.0	2:20.661	139.50	2.726	09:46:19.797
18 - D1	48.140	52.476	41.303	245.4	2:21.919	138.27	3.984	09:48:41.716
19 - D1	48.258	53.313	41.608	245.4	2:23.179	137.05	5.244	09:51:04.895
20 - D1	48.977	58.580	41.893	243.2	2:29.450	131.30	11.515	09:53:34.345
21 - D1	48.250	51.596	41.650	246.0	2:21.496	138.68	3.561	09:55:55.841
22 - D1	48.092	52.370	41.131	248.2	2:21.593	138.59	3.658	09:58:17.434
23 - D1	48.230	51.991	IN PIT	248.2	2:29.482	P 131.27	11.547	10:00:46.916

Weather / Track : Bright / Dry

Shanghai
Circuit Length = 5.451 km
Start: 09:00 Flag 10:00 End: 10:04

Blancpain GT World Challenge Asia

OFFICIAL PRACTICE - SECTOR ANALYSIS



SECTOR 1 = FL to I1, SECTOR 2 = I1 to I2 SECTOR 3 = I2 to I3, SECTOR 4 = I3 to FL, DIFF = Difference To Personal Best Lap, P = Crossed Finish Line in Pit Lane, D = Time Disallowed

P25 11 GT4AM GTO Racing with TTR					Mercedes-AMG GT4				
IDEAL LAP TIME : 2:18.960		BEST LAP TIME : 2:19.038			DIFFERENCE : 0.078				
D1: Brian LEE		D2: Tony FONG							
LAP	SECTOR 1	SECTOR 2	SECTOR 3	SPEED TRAP	LAP TIME	KPH	DIFF	TIME OF DAY	
1 - D1	OUTLAP	56.144	43.771	228.8				09:03:13.551	
2 - D1	49.331	52.677	40.770	245.4	2:22.778	137.44	3.740	09:05:36.329	
3 - D1	47.529	51.158	40.655	245.4	2:19.342 (2)	140.83	0.304	09:07:55.671	
4 - D1	47.607	50.973	40.458	244.8	2:19.038 (1)	141.13		09:10:14.709	
5 - D1	47.739	51.410	40.806	245.4	2:19.955 (3)	140.21	0.917	09:12:34.664	
6 - D1	49.605	51.653	41.084	244.8	2:22.342	137.86	3.304	09:14:57.006	
7 - D1	47.820	51.253	41.413	247.1	2:20.486	139.68	1.448	09:17:17.492	
8 - D1	47.725	52.146	IN PIT	246.0	2:29.427 P	131.32	10.389	09:19:46.919	
9 - D2	OUTLAP	54.455	IN PIT	243.7	5:50.732 P	55.95	3:31.694	09:25:37.651	
10 - D2	OUTLAP	55.109	42.322	241.6	4:04.537	80.24	1:45.499	09:29:42.188	
11 - D2	49.297	54.508	46.324	242.6	2:30.129	130.71	11.091	09:32:12.317	
12 - D2	50.649	52.938	41.947	244.8	2:25.534	134.83	6.496	09:34:37.851	
13 - D2	49.121	52.979	41.291	247.1	2:23.391	136.85	4.353	09:37:01.242	
14 - D2	48.406	53.521	41.706	244.8	2:23.633	136.62	4.595	09:39:24.875	
15 - D2	49.448	52.930	42.441	244.8	2:24.819	135.50	5.781	09:41:49.694	
16 - D2	48.769	55.218	42.063	246.0	2:26.050	134.36	7.012	09:44:15.744	
17 - D2	48.415	53.091	41.552	243.2	2:23.058	137.17	4.020	09:46:38.802	
18 - D2	49.027	52.743	41.262	243.7	2:23.032	137.19	3.994	09:49:01.834	
19 - D2	48.603	52.914	41.300	244.3	2:22.817	137.40	3.779	09:51:24.651	
20 - D2	51.967	54.349	42.039	245.4	2:28.355	132.27	9.317	09:53:53.006	
21 - D2	49.087	52.619	IN PIT	246.5	2:32.045 P	129.06	13.007	09:56:25.051	
22 - D2	OUTLAP	53.060	41.494	245.4	2:59.717	109.19	40.679	09:59:24.768	
23 - D2	49.762	1:01.814	IN PIT	139.8	2:58.923 P	109.67	39.885	10:02:23.691	

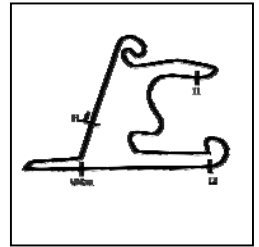
P26 199 GT4AM Team iRace.Win					Mercedes-AMG GT4				
IDEAL LAP TIME : 2:19.505		BEST LAP TIME : 2:19.636			DIFFERENCE : 0.131				
D1: Keo CHANG		D2: Joe CHI							
LAP	SECTOR 1	SECTOR 2	SECTOR 3	SPEED TRAP	LAP TIME	KPH	DIFF	TIME OF DAY	
1 - D2	OUTLAP	53.505	43.857	208.0				09:03:15.564	
2 - D2	48.332	52.307	40.745	245.4	2:21.384	138.79	1.748	09:05:36.948	
3 - D2	47.595	51.322	40.719	247.1	2:19.636 (1)	140.53		09:07:56.584	
4 - D2	47.511	51.348	40.943	246.5	2:19.802 (2)	140.36	0.166	09:10:16.386	
5 - D2	48.008	51.962	41.261	248.8	2:21.231	138.94	1.595	09:12:37.617	
6 - D2	48.015	51.338	40.872	249.4	2:20.225 (3)	139.94	0.589	09:14:57.842	
7 - D2	47.763	52.720	40.833	248.2	2:21.316	138.86	1.680	09:17:19.158	
8 - D2	48.165	52.143	IN PIT	247.7	2:31.250 P	129.74	11.614	09:19:50.408	
9 - D1	OUTLAP	51.962	42.912	217.7	4:47.967	68.14	2:28.331	09:24:38.375	
10 - D1	47.617	51.275	41.592	246.5	2:20.484	139.68	0.848	09:26:58.859	
11 - D1	47.983	51.654	42.194	249.4	2:21.831	138.35	2.195	09:29:20.690	
12 - D1	48.055	51.509	40.984	248.8	2:20.548	139.62	0.912	09:31:41.238	
13 - D1	50.413	54.844	41.430	246.0	2:26.687	133.77	7.051	09:34:07.925	
14 - D1	47.755	51.968	41.165	246.5	2:20.888	139.28	1.252	09:36:28.813	
15 - D1	48.074	53.513	42.437	214.2	2:24.024	136.25	4.388	09:38:52.837	
16 - D1	48.014	51.804	41.398	245.4	2:21.216	138.96	1.580	09:41:14.053	
17 - D1	47.865	52.276	41.096	247.7	2:21.237	138.94	1.601	09:43:35.290	
18 - D1	48.614	51.550	IN PIT	245.4	2:29.769 P	131.02	10.133	09:46:05.059	
19 - D2	OUTLAP	52.237	41.587	242.1	3:49.670	85.44	1:30.034	09:49:54.729	
20 - D2	48.258	52.351	41.268	245.4	2:21.877	138.31	2.241	09:52:16.606	
21 - D2	48.634	51.591	40.975	246.5	2:21.200	138.97	1.564	09:54:37.806	
22 - D2	48.275	52.518	40.964	247.1	2:21.757	138.43	2.121	09:56:59.563	
23 - D2	49.601	51.887	41.039	247.1	2:22.527	137.68	2.891	09:59:22.090	
24 - D2	50.372	51.956	IN PIT	247.7	2:31.762 P	129.30	12.126	10:01:53.852	

Weather / Track : Bright / Dry

Shanghai
Circuit Length = 5.451 km
Start: 09:00 Flag 10:00 End: 10:04

Blancpain GT World Challenge Asia

OFFICIAL PRACTICE - SECTOR ANALYSIS



SECTOR 1 = FL to I1, SECTOR 2 = I1 to I2 SECTOR 3 = I2 to I3, SECTOR 4 = I3 to FL, DIFF = Difference To Personal Best Lap, P = Crossed Finish Line in Pit Lane, D = Time Disallowed

P27 82 GT4AM BMW Team Studie				BMW M4 GT4				
IDEAL LAP TIME : 2:19.844		BEST LAP TIME : 2:19.974		DIFFERENCE : 0.130				
D1: Sunako JUKUCHOU								
LAP	SECTOR 1	SECTOR 2	SECTOR 3	SPEED TRAP	LAP TIME	KPH	DIFF	TIME OF DAY
1 - D1	OUTLAP	55.601	42.467	241.6				09:03:04.851
2 - D1	49.067	51.820	41.584	240.5	2:22.471	137.73	2.497	09:05:27.322
3 - D1	48.281	51.483	41.083	242.6	2:20.847 (3)	139.32	0.873	09:07:48.169
4 - D1	48.087	51.344	40.836	243.2	2:20.267 (2)	139.90	0.293	09:10:08.436
5 - D1	48.351	51.613	IN PIT	244.8	2:29.408 P	131.34	9.434	09:12:37.844
6 - D1	OUTLAP	51.702	41.179	245.4	5:56.621	55.02	3:36.647	09:18:34.465
7 - D1	48.220	51.834	41.089	245.4	2:21.143	139.03	1.169	09:20:55.608
8 - D1	48.765	53.631	IN PIT	244.8	2:32.516 P	128.66	12.542	09:23:28.124
9 - D1	OUTLAP	52.357	41.507	244.3	5:49.180	56.19	3:29.206	09:29:17.304
10 - D1	48.803	53.196	41.269	246.0	2:23.268	136.97	3.294	09:31:40.572
11 - D1	48.466	54.151	IN PIT	244.8	2:31.962 P	129.13	11.988	09:34:12.534
12 - D1	OUTLAP	52.556	IN PIT	244.3	4:22.533 P	74.74	2:02.559	09:38:35.067
13 - D1	OUTLAP	54.557	40.997	240.5	8:13.408	39.77	5:53.434	09:46:48.475
14 - D1	48.033	51.474	40.467	245.4	2:19.974 (1)	140.19		09:49:08.449
15 - D1	52.190	58.817	IN PIT	180.9	2:47.551 P	117.12	27.577	09:51:56.000
16 - D1	OUTLAP	52.780	IN PIT	242.6	4:26.495 P	73.63	2:06.521	09:56:22.495
17 - D1	OUTLAP	53.198	IN PIT	242.6	4:21.220 P	75.12	2:01.246	10:00:43.715

P28 81 GT4AM BMW Team Studie				BMW M4 GT4				
IDEAL LAP TIME : 2:19.973		BEST LAP TIME : 2:21.913		DIFFERENCE : 1.940				
D1: Takayuki KINOSHITA								
LAP	SECTOR 1	SECTOR 2	SECTOR 3	SPEED TRAP	LAP TIME	KPH	DIFF	TIME OF DAY
1 - D1	OUTLAP	52.987	IN PIT	243.2		P		09:03:02.712
2 - D1	OUTLAP	51.724	41.406	244.3	4:10.984	78.18	1:49.071	09:07:13.696
3 - D1	48.902	52.263	41.238	246.0	2:22.403 (2)	137.80	0.490	09:09:36.099
4 - D1	48.874	51.862	IN PIT	248.8	2:29.223 P	131.50	7.310	09:12:05.322
5 - D1	OUTLAP	51.786	41.394	246.0	3:21.212	97.52	59.299	09:15:26.534
6 - D1	48.568	53.601	IN PIT	246.0	2:30.441 P	130.44	8.528	09:17:56.975
7 - D1	OUTLAP	52.982	42.025	244.8	3:27.613	94.52	1:05.700	09:21:24.588
8 - D1	48.236	52.117	41.560	248.2	2:21.913 (1)	138.27		09:23:46.501
9 - D1	50.591	54.174	IN PIT	248.8	2:33.434 P	127.89	11.521	09:26:19.935
10 - D1	OUTLAP	52.983	41.145	247.7	3:47.494	86.25	1:25.581	09:30:07.429
11 - D1	48.348	53.684	IN PIT	248.8	2:30.692 P	130.22	8.779	09:32:38.121
12 - D1	OUTLAP	52.697	41.535	247.7	3:30.552	93.20	1:08.639	09:36:08.673
13 - D1	48.502	52.860	IN PIT	248.2	2:32.138 P	128.98	10.225	09:38:40.811
14 - D1	OUTLAP	53.441	IN PIT	246.0	6:02.875 P	54.07	3:40.962	09:44:43.686
15 - D1	OUTLAP	54.160	41.641	244.8	6:27.095	50.69	4:05.182	09:51:10.781
16 - D1	47.594	51.234	IN PIT	231.2	2:29.915 P	130.89	8.002	09:53:40.696
17 - D1	OUTLAP	58.178	IN PIT	210.5	4:38.678 P	70.41	2:16.765	09:58:19.374

P29 77 GT4AM Craft-Bamboo Racing				Mercedes-AMG GT4				
IDEAL LAP TIME : 2:22.571		BEST LAP TIME : 2:23.304		DIFFERENCE : 0.733				
D1: Jean-Marc MERLIN D2: Douglas KHOO								
LAP	SECTOR 1	SECTOR 2	SECTOR 3	SPEED TRAP	LAP TIME	KPH	DIFF	TIME OF DAY
1 - D1	OUTLAP	55.992	43.832	232.7				09:03:12.082
2 - D1	50.316	53.489	IN PIT	238.9	2:34.973 P	126.62	11.669	09:05:47.055
3 - D1	OUTLAP	52.581	41.840	244.3	4:35.233	71.29	2:11.929	09:10:22.288
4 - D1	48.793	52.630	41.881	242.6	2:23.304 (1)	136.93		09:12:45.592
5 - D1	49.633	52.624	41.778	242.6	2:24.035 (2)	136.24	0.731	09:15:09.627
6 - D1	49.008	52.000	IN PIT	239.4	2:32.468 P	128.70	9.164	09:17:42.095
7 - D2	OUTLAP	54.548	45.824	242.6	5:25.244	60.33	3:01.940	09:23:07.339
8 - D2	50.665	55.843	43.453	241.0	2:29.961 (3)	130.85	6.657	09:25:37.300
9 - D2	50.168	55.944	IN PIT	243.2	2:36.791 P	125.15	13.487	09:28:14.091
10 - D2	OUTLAP	59.934	44.860	227.3	15:20.795	21.31	12:57.491	09:43:34.886
11 - D2	52.009	55.778	IN PIT	225.4	2:40.967 P	121.91	17.663	09:46:15.853

Weather / Track : Bright / Dry

Shanghai
Circuit Length = 5.451 km
Start: 09:00 Flag 10:00 End: 10:04

Blancpain GT World Challenge Asia

OFFICIAL PRACTICE - STATISTICS

Competitors Started 29
Planned Start 2019-09-27 @ 09:00:00.000
Actual Start 2019-09-27 @ 09:00:00.937
Finish Time 2019-09-27 @ 10:00:00.934
Track Length 5.451km
Total Laps 625
Total Distance Covered 3406.875km

Session Fastest Lap History

NO	CL	NAME	LAP TIME	TIME OF DAY	LAP	VEHICLE
97	GT3S	Solite Indigo Racing <i>R. BRUINS</i>	2:08.545	09:04:23.532	2	Mercedes-AMG GT3
27	GT3S	HubAuto Corsa <i>M. GOMES</i>	2:08.340	09:04:36.477	2	Ferrari 488 GT3
910	GT3PA	JRM <i>C. VAN DER DRIFT</i>	2:08.050	09:04:44.513	2	Porsche 911 GT3 R
27	GT3S	HubAuto Corsa <i>M. GOMES</i>	2:07.436	09:06:43.913	3	Ferrari 488 GT3
910	GT3PA	JRM <i>C. VAN DER DRIFT</i>	2:07.113	09:06:51.625	3	Porsche 911 GT3 R
910	GT3PA	JRM <i>C. VAN DER DRIFT</i>	2:06.977	09:08:58.602	4	Porsche 911 GT3 R
55	GT3PA	Craft-Bamboo Racing <i>M. MOH</i>	2:06.038	09:10:22.609	4	Mercedes-AMG GT3

Flag History

TYPE	TIME OF DAY
GREEN	09:00:00.937
FINISH	10:00:00.934

Flag Statistics

TYPE	COUNT	TOTAL LAPS	TOTAL TIME
Green	1	25	1:04:25.048
Red	0	0	0.000
Safety Car	0	0	0.000
FCY	0	0	0.000

Weather / Track : Bright / Dry

Blancpain GT World Challenge Asia
OFFICIAL PRACTICE - STATISTICS

CLASS : GT3PA

11 Starters

Fastest Lap History

NO	NAME	LAP TIME	TIME OF DAY	LAP	VEHICLE
666	Vincenzo Sospiri Racing <i>A. AU</i>	2:11.898	09:04:42.835	2	Lamborghini Huracan GT3 EVO
910	JRM <i>C. VAN DER DRIFT</i>	2:08.050	09:04:44.513	2	Porsche 911 GT3 R
910	JRM <i>C. VAN DER DRIFT</i>	2:07.113	09:06:51.625	3	Porsche 911 GT3 R
910	JRM <i>C. VAN DER DRIFT</i>	2:06.977	09:08:58.602	4	Porsche 911 GT3 R
55	Craft-Bamboo Racing <i>M. MOH</i>	2:06.038	09:10:22.609	4	Mercedes-AMG GT3

Weather / Track : Bright / Dry

Results can be found at www.tsl-timing.com

Page 2 of 5

Shanghai
Circuit Length = 5.451 km
Start: 09:00 Flag 10:00 End: 10:04

Printed - 10:09 Friday, 27 September 2019

Blancpain GT World Challenge Asia

OFFICIAL PRACTICE - STATISTICS

CLASS : GT3S

8 Starters

Fastest Lap History

NO	NAME	LAP TIME	TIME OF DAY	LAP	VEHICLE
97	Solite Indigo Racing <i>R. BRUINS</i>	2:08.545	09:04:23.532	2	Mercedes-AMG GT3
27	HubAuto Corsa <i>M. GOMES</i>	2:08.340	09:04:36.477	2	Ferrari 488 GT3
97	Solite Indigo Racing <i>R. BRUINS</i>	2:08.197	09:06:31.728	3	Mercedes-AMG GT3
27	HubAuto Corsa <i>M. GOMES</i>	2:07.436	09:06:43.913	3	Ferrari 488 GT3
12	Audi Sport Asia Team Absolute Racing <i>M. RUMP</i>	2:07.383	09:17:01.781	7	Audi R8 LMS GT3 2019
97	Solite Indigo Racing <i>R. BRUINS</i>	2:07.283	09:20:55.910	8	Mercedes-AMG GT3
912	Absolute Racing <i>L. HONGLI</i>	2:07.037	09:35:03.187	14	Porsche 911 GT3 R
912	Absolute Racing <i>L. HONGLI</i>	2:06.619	09:37:09.719	15	Porsche 911 GT3 R

Weather / Track : Bright / Dry

Results can be found at www.tsl-timing.com

Page 3 of 5

Shanghai
Circuit Length = 5.451 km
Start: 09:00 Flag 10:00 End: 10:04
Printed - 10:09 Friday, 27 September 2019

Blancpain GT World Challenge Asia
OFFICIAL PRACTICE - STATISTICS

CLASS : GT3AM

4 Starters

Fastest Lap History

NO	NAME	LAP TIME	TIME OF DAY	LAP	VEHICLE
5	Phantom Pro Racing <i>C. CHIA</i>	2:11.613	09:05:07.489	2	Mercedes-AMG GT3
66	Team iRace.Win <i>H. MIN</i>	2:11.208	09:07:39.756	3	Mercedes-AMG GT3
66	Team iRace.Win <i>H. MIN</i>	2:10.188	09:09:49.944	4	Mercedes-AMG GT3
5	Phantom Pro Racing <i>C. CHIA</i>	2:09.448	09:20:03.220	8	Mercedes-AMG GT3
5	Phantom Pro Racing <i>C. CHIA</i>	2:08.692	09:22:11.912	9	Mercedes-AMG GT3
5	Phantom Pro Racing <i>W. LU</i>	2:08.646	09:36:57.891	15	Mercedes-AMG GT3

Weather / Track : Bright / Dry

Results can be found at www.tsl-timing.com

Page 4 of 5

Shanghai
Circuit Length = 5.451 km
Start: 09:00 Flag 10:00 End: 10:04

Printed - 10:09 Friday, 27 September 2019

Blancpain GT World Challenge Asia

OFFICIAL PRACTICE - STATISTICS

CLASS : GT4AM

6 Starters

Fastest Lap History

NO	NAME	LAP TIME	TIME OF DAY	LAP	VEHICLE
82	BMW Team Studie <i>S. JUKUCHOU</i>	2:22.471	09:05:27.338	2	BMW M4 GT4
199	Team iRace.Win <i>J. CHI</i>	2:21.384	09:05:36.970	2	Mercedes-AMG GT4
82	BMW Team Studie <i>S. JUKUCHOU</i>	2:20.847	09:07:48.184	3	BMW M4 GT4
11	GTO Racing with TTR <i>B. LEE</i>	2:19.342	09:07:55.735	3	Mercedes-AMG GT4
11	GTO Racing with TTR <i>B. LEE</i>	2:19.038	09:10:14.774	4	Mercedes-AMG GT4
111	Team iRace.Win <i>R. CHONG</i>	2:17.935	09:21:14.277	7	Mercedes-AMG GT4

Weather / Track : Bright / Dry

Results can be found at www.tsl-timing.com

Page 5 of 5

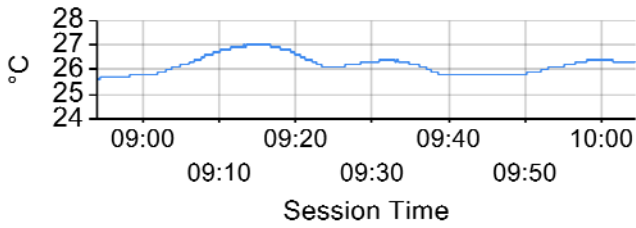
Shanghai
Circuit Length = 5.451 km
Start: 09:00 Flag 10:00 End: 10:04
Printed - 10:09 Friday, 27 September 2019

Blancpain GT World Challenge Asia

OFFICIAL PRACTICE - WEATHER CONDITIONS

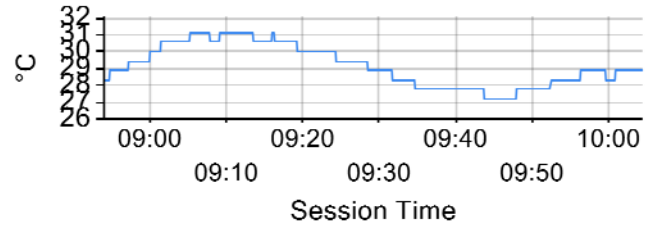
Air Temperature

Min: 25.6°C Max: 27°C



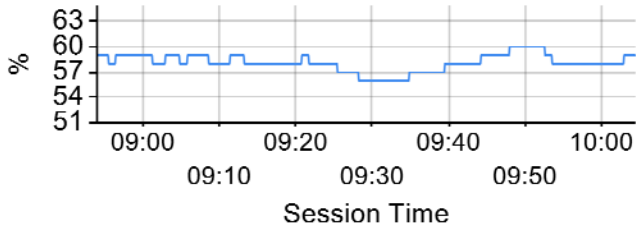
Track Temperature

Min: 27.2°C Max: 31.1°C



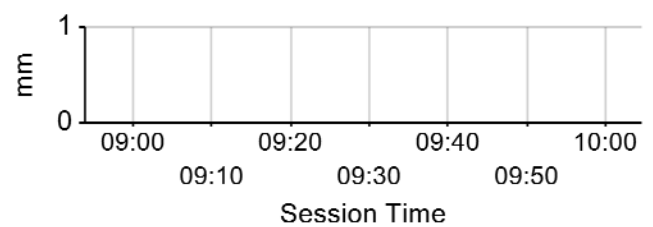
Humidity

Min: 56% Max: 60%



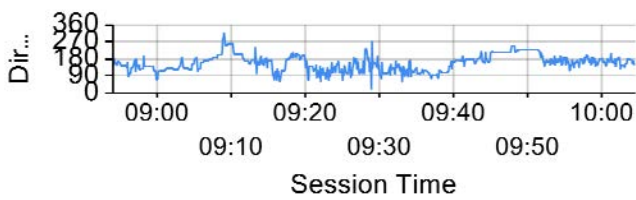
Daily Rainfall

Min: 0mm Max: 0mm



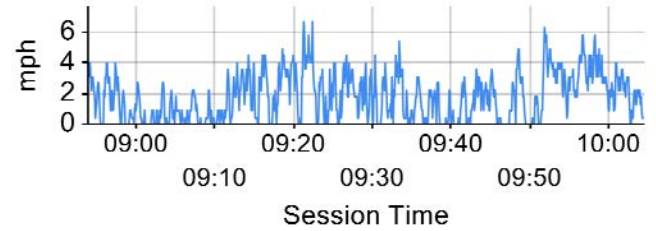
Wind Direction

North = 0/360, East = 90, South = 180, West = 270



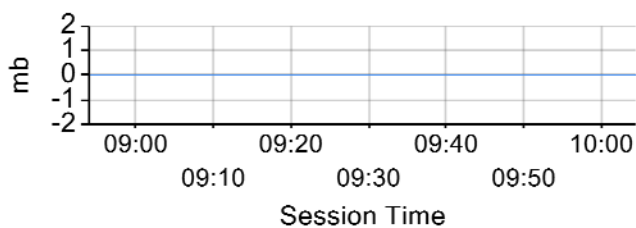
Wind Speed

Min: 0mph Max: 6.7mph



Barometric Pressure

Min: 0mb Max: 0mb



Blancpain GT World Challenge Asia - GT4

QUALIFYING 1 - CLASSIFICATION - FINAL

POS	NO	TEAM / DRIVERS	CAR	TIME	ON LAPS	GAP	DIFF	KPH
1	11	GTO Racing with TTR (JPN) Brian LEE (TPE) / Tony FONG (HKG)	Mercedes-AMG GT4	2:18.005	3 4			142.19
2	82	BMW Team Studie (JPN) Sunako JUKUCHOU (JPN)	BMW M4 GT4	2:18.331	3 4	0.326	0.326	141.85
3	111	Team iRace.Win (TPE) Setiawan SANTOSO (IDN) / Ringo CHONG (SGP)	Mercedes-AMG GT4	2:18.608	4 5	0.603	0.277	141.57
4	77	Craft-Bamboo Racing (HKG) Jean-Marc MERLIN (FRA) / Douglas KHOO (MYS)	Mercedes-AMG GT4	2:18.874	5 7	0.869	0.266	141.30
5	199	Team iRace.Win (TPE) Keo CHANG (TPE) / Joe CHI (TPE)	Mercedes-AMG GT4	2:19.385	3 5	1.380	0.511	140.78
6	81	BMW Team Studie (JPN) Takayuki KINOSHITA (JPN)	BMW M4 GT4	2:19.473	3 4	1.468	0.088	140.69

QUALIFYING LAPTIME (115.0% of 2:18.005) = 2:38.705

Weather / Track : Bright / Dry

Shanghai
Circuit Length = 5.451 km
Start: 12:05 Flag 12:20 End: 12:22

Race Director : Ravin	Stewards :	Timekeeper :
-----------------------	------------	--------------

Results can be found at www.tsl-timing.com

Printed - 14:50 Friday, 27 September 2019

Blancpain GT World Challenge Asia - GT4

QUALIFYING 1 - BEST SECTORS

SECTOR 1			SECTOR 2			SECTOR 3			IDEAL / BEST COMPARISON						
POS	NO	NAME	TIME	NO	NAME	TIME	NO	NAME	TIME	POS	NO	NAME	IDEAL	BEST	DIFF
													PERFECT LAP	2:17.885	
1	11	GTO Racing with TT	46.957	11	GTO Racing with TT	50.496	82	BMW Team Studie	40.432	1	11	GTO Racing with TTR	2:17.970	2:18.005	0.035
2	111	Team iRace.Win	47.076	82	BMW Team Studie	50.645	11	GTO Racing with TT	40.517	2	82	BMW Team Studie	2:18.331	2:18.331	0.000
3	77	Craft-Bamboo Racir	47.121	111	Team iRace.Win	50.707	77	Craft-Bamboo Racir	40.655	3	111	Team iRace.Win	2:18.483	2:18.608	0.125
4	82	BMW Team Studie	47.254	199	Team iRace.Win	50.831	111	Team iRace.Win	40.700	4	77	Craft-Bamboo Racing	2:18.752	2:18.874	0.122
5	199	Team iRace.Win	47.283	81	BMW Team Studie	50.911	81	BMW Team Studie	40.812	5	199	Team iRace.Win	2:18.958	2:19.385	0.427
6	81	BMW Team Studie	47.531	77	Craft-Bamboo Racir	50.976	199	Team iRace.Win	40.844	6	81	BMW Team Studie	2:19.254	2:19.473	0.219

Weather / Track : Bright / Dry

Results can be found at www.tsl-timing.com

Shanghai
Circuit Length = 5.451 km
Start: 12:05 Flag 12:20 End: 12:22

Printed - 12:25 Friday, 27 September 2019

Blancpain GT World Challenge Asia - GT4

QUALIFYING 1 - BEST SPEEDS

POS	NO	NAME	VMAX	KPH
1	11	GTO Racing with TTR		247.7
2	111	Team iRace.Win		246.5
3	199	Team iRace.Win		246.5
4	82	BMW Team Studie		246.0
5	81	BMW Team Studie		246.0
6	77	Craft-Bamboo Racing		244.3

Weather / Track : Bright / Dry

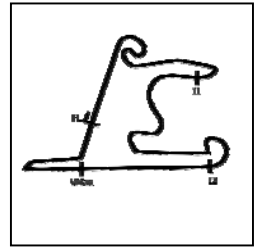
Results can be found at www.tsl-timing.com

Shanghai
Circuit Length = 5.451 km
Start: 12:05 Flag 12:20 End: 12:22

Printed - 12:25 Friday, 27 September 2019

Blancpain GT World Challenge Asia - GT4

QUALIFYING 1 - SECTOR ANALYSIS



SECTOR 1 = FL to I1, SECTOR 2 = I1 to I2 SECTOR 3 = I2 to I3, SECTOR 4 = I3 to FL, DIFF = Difference To Personal Best Lap, P = Crossed Finish Line in Pit Lane, D = Time Disallowed

P1 11 GT4AM GTO Racing with TTR		Mercedes-AMG GT4						
IDEAL LAP TIME : 2:17.970		BEST LAP TIME : 2:18.005		DIFFERENCE : 0.035				
D1: Brian LEE		D2: Tony FONG						
LAP	SECTOR 1	SECTOR 2	SECTOR 3	SPEED TRAP	LAP TIME	KPH	DIFF	TIME OF DAY
1 - D1	OUTLAP	53.903	43.095	208.0				12:09:20.565
2 - D1	47.390	<i>50.496</i>	40.847	<i>247.7</i>	2:18.733 (2)	141.44	0.728	12:11:39.298
3 - D1	<i>46.957</i>	50.531	<i>40.517</i>	246.5	<i>2:18.005 (1)</i>	<i>142.19</i>		<i>12:13:57.303</i>
4 - D1	47.674	50.972	IN PIT	244.3	2:33.428 P	127.90	15.423	12:16:30.731

P2 82 GT4AM BMW Team Studie		BMW M4 GT4						
IDEAL LAP TIME : 2:18.331		BEST LAP TIME : 2:18.331		DIFFERENCE : 0.000				
D1: Sunako JUKUCHOU								
LAP	SECTOR 1	SECTOR 2	SECTOR 3	SPEED TRAP	LAP TIME	KPH	DIFF	TIME OF DAY
1 - D1	OUTLAP	54.630	41.679	242.6				12:09:17.165
2 - D1	48.684	51.149	40.710	244.8	2:20.543 (2)	139.62	2.212	12:11:37.708
3 - D1	<i>47.254</i>	<i>50.645</i>	<i>40.432</i>	244.8	<i>2:18.331 (1)</i>	<i>141.85</i>		<i>12:13:56.039</i>
4 - D1	47.398	50.884	IN PIT	<i>246.0</i>	2:32.719 P	128.49	14.388	12:16:28.758

P3 111 GT4AM Team iRace.Win		Mercedes-AMG GT4						
IDEAL LAP TIME : 2:18.483		BEST LAP TIME : 2:18.608		DIFFERENCE : 0.125				
D1: Setiawan SANTOSO D2: Ringo CHONG								
LAP	SECTOR 1	SECTOR 2	SECTOR 3	SPEED TRAP	LAP TIME	KPH	DIFF	TIME OF DAY
1 - D1	OUTLAP	59.216	42.517	245.4				12:08:44.103
2 - D1	48.769	51.343	41.196	246.0	2:21.308 (3)	138.87	2.700	12:11:05.411
3 - D1	47.298	50.815	<i>40.700</i>	246.0	2:18.813 (2)	141.36	0.205	12:13:24.224
4 - D1	<i>47.076</i>	<i>50.707</i>	40.825	<i>246.5</i>	<i>2:18.608 (1)</i>	<i>141.57</i>		<i>12:15:42.832</i>
5 - D1	47.320	56.177	IN PIT	239.4	2:34.749 P	126.80	16.141	12:18:17.581

P4 77 GT4AM Craft-Bamboo Racing		Mercedes-AMG GT4						
IDEAL LAP TIME : 2:18.752		BEST LAP TIME : 2:18.874		DIFFERENCE : 0.122				
D1: Jean-Marc MERLIN D2: Douglas KHOO								
LAP	SECTOR 1	SECTOR 2	SECTOR 3	SPEED TRAP	LAP TIME	KPH	DIFF	TIME OF DAY
1 - D1	OUTLAP	53.254	41.501	243.2				12:07:40.447
2 - D1	47.808	51.457	41.246	243.2	2:20.511	139.65	1.637	12:10:00.958
3 - D1	47.295	51.290	40.800	243.7	2:19.385 (3)	140.78	0.511	12:12:20.343
4 - D1	47.133	<i>50.976</i>	41.044	<i>244.3</i>	2:19.153 (2)	141.02	0.279	12:14:39.496
5 - D1	<i>47.121</i>	51.098	<i>40.655</i>	<i>244.3</i>	<i>2:18.874 (1)</i>	<i>141.30</i>		<i>12:16:58.370</i>
6 - D1	47.194	51.944	41.021	243.7	2:20.159	140.00	1.285	12:19:18.529
7 - D1	47.855	59.081	IN PIT	178.8	2:47.001 P	117.50	28.127	12:22:05.530

P5 199 GT4AM Team iRace.Win		Mercedes-AMG GT4						
IDEAL LAP TIME : 2:18.958		BEST LAP TIME : 2:19.385		DIFFERENCE : 0.427				
D1: Keo CHANG D2: Joe CHI								
LAP	SECTOR 1	SECTOR 2	SECTOR 3	SPEED TRAP	LAP TIME	KPH	DIFF	TIME OF DAY
1 - D1	OUTLAP	53.489	<i>40.844</i>	246.0				12:08:03.861
2 - D1	47.850	51.085	40.910	<i>246.5</i>	2:19.845 (2)	140.32	0.460	12:10:23.706
3 - D1	47.431	<i>50.831</i>	41.123	<i>246.5</i>	<i>2:19.385 (1)</i>	<i>140.78</i>		<i>12:12:43.091</i>
4 - D1	<i>47.283</i>	53.659	42.756	229.2	2:23.698 (3)	136.56	4.313	12:15:06.789
5 - D1	50.032	53.919	IN PIT	233.7	2:35.379 P	126.29	15.994	12:17:42.168

P6 81 GT4AM BMW Team Studie		BMW M4 GT4						
IDEAL LAP TIME : 2:19.254		BEST LAP TIME : 2:19.473		DIFFERENCE : 0.219				
D1: Takayuki KINOSHITA								
LAP	SECTOR 1	SECTOR 2	SECTOR 3	SPEED TRAP	LAP TIME	KPH	DIFF	TIME OF DAY
1 - D1	OUTLAP	53.878	41.894	243.7				12:09:07.306
2 - D1	47.729	<i>50.911</i>	40.848	244.8	2:19.488 (2)	140.68	0.015	12:11:26.794
3 - D1	47.715	50.946	<i>40.812</i>	245.4	<i>2:19.473 (1)</i>	<i>140.69</i>		<i>12:13:46.267</i>
4 - D1	<i>47.531</i>	50.977	IN PIT	<i>246.0</i>	2:32.543 P	128.64	13.070	12:16:18.810

Weather / Track : Bright / Dry

Results can be found at www.tsl-timing.com

Shanghai
Circuit Length = 5.451 km
Start: 12:05 Flag 12:20 End: 12:22

Printed - 12:25 Friday, 27 September 2019

Blancpain GT World Challenge Asia - GT4

QUALIFYING 1 - STATISTICS

Competitors Started	6
Planned Start	2019-09-27 @ 12:05:00.000
Actual Start	2019-09-27 @ 12:05:00.879
Finish Time	2019-09-27 @ 12:20:03.646
Track Length	5.451km
Total Laps	29
Total Distance Covered	158.079km

Session Fastest Lap History

NO	NAME	LAP TIME	TIME OF DAY	LAP	VEHICLE
77	Craft-Bamboo Racing <i>J. MERLIN</i>	2:20.511	12:10:00.984	2	Mercedes-AMG GT4
199	Team iRace.Win <i>K. CHANG</i>	2:19.845	12:10:23.728	2	Mercedes-AMG GT4
81	BMW Team Studie <i>T. KINOSHITA</i>	2:19.488	12:11:26.810	2	BMW M4 GT4
11	GTO Racing with TTR <i>B. LEE</i>	2:18.733	12:11:39.362	2	Mercedes-AMG GT4
82	BMW Team Studie <i>S. JUKUCHOU</i>	2:18.331	12:13:56.055	3	BMW M4 GT4
11	GTO Racing with TTR <i>B. LEE</i>	2:18.005	12:13:57.367	3	Mercedes-AMG GT4

Flag History

TYPE	TIME OF DAY
GREEN	12:05:00.879
FINISH	12:20:03.646

Flag Statistics

TYPE	COUNT	TOTAL LAPS	TOTAL TIME
Green	1	7	17:12.759
Red	0	0	0.000
Safety Car	0	0	0.000
FCY	0	0	0.000

Weather / Track : Bright / Dry

Results can be found at www.tsl-timing.com

Shanghai
Circuit Length = 5.451 km
Start: 12:05 Flag 12:20 End: 12:22

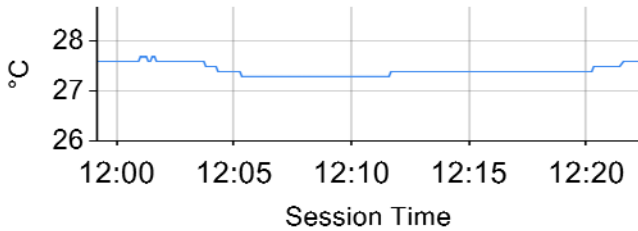
Printed - 12:25 Friday, 27 September 2019

Blancpain GT World Challenge Asia - GT4

QUALIFYING 1 - WEATHER CONDITIONS

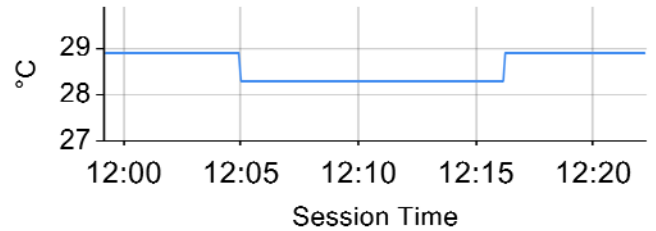
Air Temperature

Min: 27.3°C Max: 27.7°C



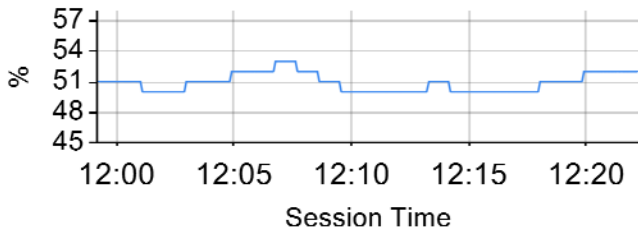
Track Temperature

Min: 28.3°C Max: 28.9°C



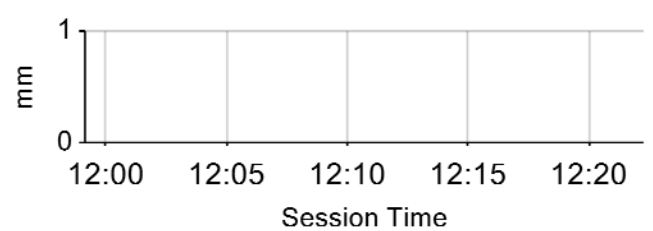
Humidity

Min: 50% Max: 53%



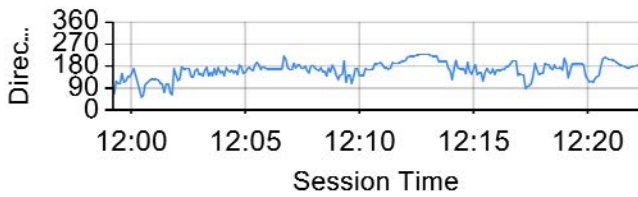
Daily Rainfall

Min: 0mm Max: 0mm



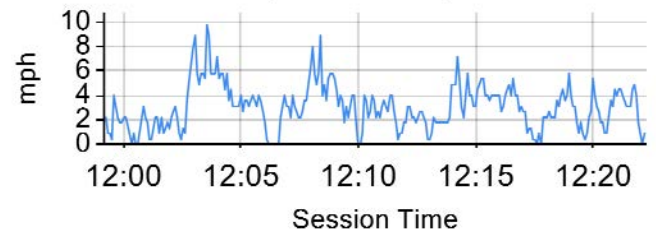
Wind Direction

North = 0/360, East = 90, South = 180, West = 270



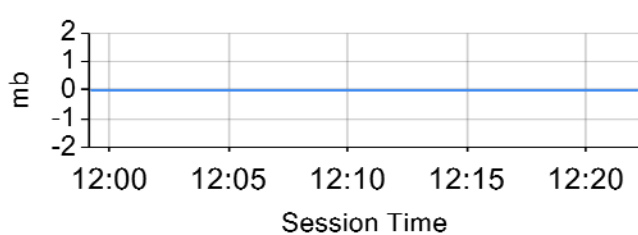
Wind Speed

Min: 0mph Max: 9.8mph



Barometric Pressure

Min: 0mb Max: 0mb



Weather / Track : Bright / Dry

Results can be found at www.tsl-timing.com

Shanghai
Circuit Length = 5.451 km
Start: 12:05 Flag 12:20 End: 12:22

Printed - 12:26 Friday, 27 September 2019

Blancpain GT World Challenge Asia - GT4

QUALIFYING 2 - CLASSIFICATION - FINAL

POS	NO	TEAM / DRIVERS	CAR	TIME	ON LAPS	GAP	DIFF	KPH
1	82 *	BMW Team Studie (JPN) Sunako JUKUCHOU (JPN)	BMW M4 GT4	2:18.187	3 4			142.00
2	111	Team iRace.Win (TPE) Setiawan SANTOSO (IDN) / Ringo CHONG (SGP)	Mercedes-AMG GT4	2:18.589	4 6	0.402	0.402	141.59
3	81	BMW Team Studie (JPN) Takayuki KINOSHITA (JPN)	BMW M4 GT4	2:18.687	3 5	0.500	0.098	141.49
4	199	Team iRace.Win (TPE) Keo CHANG (TPE) / Joe CHI (TPE)	Mercedes-AMG GT4	2:20.004	4 5	1.817	1.317	140.16
5	11	GTO Racing with TTR (JPN) Brian LEE (TPE) / Tony FONG (HKG)	Mercedes-AMG GT4	2:20.778	3 6	2.591	0.774	139.39
6	77	Craft-Bamboo Racing (HKG) Jean-Marc MERLIN (FRA) / Douglas KHOO (MYS)	Mercedes-AMG GT4	2:24.060	5 6	5.873	3.282	136.21

QUALIFYING LAPTIME (115.0% of 2:18.187) = 2:38.915

No. 82 - 1 Lap time disallowed; exceeding track limits.

Weather / Track : Bright / Dry

Shanghai
 Circuit Length = 5.451 km
 Start: 12:27 Flag 12:42 End: 12:43

Race Director : Ravin	Stewards :	Timekeeper :
-----------------------	------------	--------------

Results can be found at www.tsl-timing.com

Printed - 14:51 Friday, 27 September 2019

Blancpain GT World Challenge Asia - GT4

QUALIFYING 2 - BEST SECTORS

SECTOR 1			SECTOR 2			SECTOR 3			IDEAL / BEST COMPARISON						
POS	NO	NAME	TIME	NO	NAME	TIME	NO	NAME	TIME	POS	NO	NAME	IDEAL	BEST	DIFF
													PERFECT LAP	2:17.880	
1	81	BMW Team Studie	47.071	82	BMW Team Studie	50.612	82	BMW Team Studie	40.197	1	82	BMW Team Studie	2:18.187	2:18.187	0.000
2	111	Team iRace.Win	47.261	111	Team iRace.Win	50.715	111	Team iRace.Win	40.452	2	111	Team iRace.Win	2:18.428	2:18.589	0.161
3	82	BMW Team Studie	47.378	81	BMW Team Studie	50.768	199	Team iRace.Win	40.620	3	81	BMW Team Studie	2:18.466	2:18.687	0.221
4	11	GTO Racing with TT	47.774	199	Team iRace.Win	51.335	81	BMW Team Studie	40.627	4	199	Team iRace.Win	2:19.872	2:20.004	0.132
5	199	Team iRace.Win	47.917	11	GTO Racing with TT	52.013	11	GTO Racing with TT	40.921	5	11	GTO Racing with TTR	2:20.708	2:20.778	0.070
6	77	Craft-Bamboo Racir	49.058	77	Craft-Bamboo Racir	52.722	77	Craft-Bamboo Racir	41.559	6	77	Craft-Bamboo Racing	2:23.339	2:24.060	0.721

Weather / Track : Bright / Dry

Results can be found at www.tsl-timing.com

Shanghai
 Circuit Length = 5.451 km
 Start: 12:27 Flag 12:42 End: 12:43

Printed - 12:47 Friday, 27 September 2019

Blancpain GT World Challenge Asia - GT4

QUALIFYING 2 - BEST SPEEDS

POS	NO	NAME	VMAX	KPH
1	199	Team iRace.Win		247.1
2	111	Team iRace.Win		246.5
3	81	BMW Team Studie		246.0
4	82	BMW Team Studie		245.4
5	77	Craft-Bamboo Racing		245.4
6	11	GTO Racing with TTR		244.8

Weather / Track : Bright / Dry

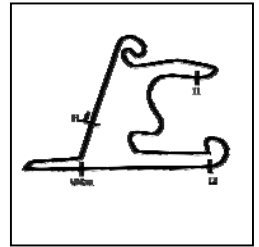
Results can be found at www.tsl-timing.com

Shanghai
Circuit Length = 5.451 km
Start: 12:27 Flag 12:42 End: 12:43

Printed - 12:47 Friday, 27 September 2019

Blancpain GT World Challenge Asia - GT4

QUALIFYING 2 - SECTOR ANALYSIS



SECTOR 1 = FL to I1, SECTOR 2 = I1 to I2 SECTOR 3 = I2 to I3, SECTOR 4 = I3 to FL, DIFF = Difference To Personal Best Lap, P = Crossed Finish Line in Pit Lane, D = Time Disallowed

P1 82 GT4AM BMW Team Studie			BMW M4 GT4					
IDEAL LAP TIME : 2:18.187		BEST LAP TIME : 2:18.187		DIFFERENCE : 0.000				
D1: Sunako JUKUCHOU								
LAP	SECTOR 1	SECTOR 2	SECTOR 3	SPEED TRAP	LAP TIME	KPH	DIFF	TIME OF DAY
1 - D1	OUTLAP	54.795	43.212	217.3				12:31:00.486
2 - D1	49.303	51.750	40.428	245.4	2:21.484	D 138.70	3.294	12:33:21.967
3 - D1	47.378	50.612	40.197	245.4	2:18.187 (1)	142.00		12:35:40.154
4 - D1	47.607	58.473	IN PIT	155.8	2:50.771	P 114.91	32.584	12:38:30.925

P2 111 GT4AM Team iRace.Win			Mercedes-AMG GT4					
IDEAL LAP TIME : 2:18.428		BEST LAP TIME : 2:18.589		DIFFERENCE : 0.161				
D1: Setiawan SANTOSO D2: Ringo CHONG								
LAP	SECTOR 1	SECTOR 2	SECTOR 3	SPEED TRAP	LAP TIME	KPH	DIFF	TIME OF DAY
1 - D2	OUTLAP	57.009	42.450	236.3				12:30:41.232
2 - D2	47.261	50.974	40.592	245.4	2:18.827 (3)	141.35	0.238	12:33:00.059
3 - D2	47.275	50.938	40.452	245.4	2:18.665 (2)	141.51	0.076	12:35:18.724
4 - D2	47.289	50.715	40.585	246.5	2:18.589 (1)	141.59		12:37:37.313
5 - D2	47.337	50.986	40.791	245.4	2:19.114	141.06	0.525	12:39:56.427
6 - D2	53.730	57.905	IN PIT	181.5	2:50.433	P 115.13	31.844	12:42:46.860

P3 81 GT4AM BMW Team Studie			BMW M4 GT4					
IDEAL LAP TIME : 2:18.466		BEST LAP TIME : 2:18.687		DIFFERENCE : 0.221				
D1: Takayuki KINOSHITA								
LAP	SECTOR 1	SECTOR 2	SECTOR 3	SPEED TRAP	LAP TIME	KPH	DIFF	TIME OF DAY
1 - D1	OUTLAP	59.814	43.820	217.3				12:31:37.940
2 - D1	51.248	53.710	41.980	213.8	2:26.938 (3)	133.55	8.251	12:34:04.878
3 - D1	47.292	50.768	40.627	246.0	2:18.687 (1)	141.49		12:36:23.565
4 - D1	47.071	50.856	40.942	244.8	2:18.869 (2)	141.31	0.182	12:38:42.434
5 - D1	1:00.019	1:08.441	IN PIT	137.0	3:21.319	P 97.47	1:02.632	12:42:03.753

P4 199 GT4AM Team iRace.Win			Mercedes-AMG GT4					
IDEAL LAP TIME : 2:19.872		BEST LAP TIME : 2:20.004		DIFFERENCE : 0.132				
D1: Keo CHANG D2: Joe CHI								
LAP	SECTOR 1	SECTOR 2	SECTOR 3	SPEED TRAP	LAP TIME	KPH	DIFF	TIME OF DAY
1 - D2	OUTLAP	54.122	40.909	244.3				12:30:11.972
2 - D2	48.387	51.335	40.620	246.0	2:20.342 (2)	139.82	0.338	12:32:32.314
3 - D2	48.160	51.612	40.899	246.5	2:20.671 (3)	139.49	0.667	12:34:52.985
4 - D2	47.917	51.405	40.682	247.1	2:20.004 (1)	140.16		12:37:12.989
5 - D2	49.183	52.338	IN PIT	238.9	2:32.458	P 128.71	12.454	12:39:45.447

P5 11 GT4AM GTO Racing with TTR			Mercedes-AMG GT4					
IDEAL LAP TIME : 2:20.708		BEST LAP TIME : 2:20.778		DIFFERENCE : 0.070				
D1: Brian LEE D2: Tony FONG								
LAP	SECTOR 1	SECTOR 2	SECTOR 3	SPEED TRAP	LAP TIME	KPH	DIFF	TIME OF DAY
1 - D2	OUTLAP	53.184	41.518	242.1				12:29:49.012
2 - D2	47.998	52.179	41.718	242.6	2:21.895	138.29	1.117	12:32:10.907
3 - D2	47.774	52.083	40.921	244.8	2:20.778 (1)	139.39		12:34:31.685
4 - D2	48.037	1:21.236	41.216	242.6	2:50.489	115.10	29.711	12:37:22.174
5 - D2	47.835	52.013	41.253	243.7	2:21.101 (2)	139.07	0.323	12:39:43.275
6 - D2	47.988	52.342	41.208	244.3	2:21.538 (3)	138.64	0.760	12:42:04.813

Weather / Track : Bright / Dry

Results can be found at www.tsl-timing.com

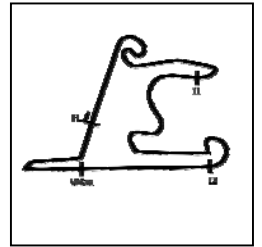
Page 1 of 2

Shanghai
Circuit Length = 5.451 km
Start: 12:27 Flag 12:42 End: 12:43

Printed - 12:47 Friday, 27 September 2019

Blancpain GT World Challenge Asia - GT4

QUALIFYING 2 - SECTOR ANALYSIS



SECTOR 1 = FL to I1, SECTOR 2 = I1 to I2 SECTOR 3 = I2 to I3, SECTOR 4 = I3 to FL, DIFF = Difference To Personal Best Lap, P = Crossed Finish Line in Pit Lane, D = Time Disallowed

P6 77 GT4AM Craft-Bamboo Racing Mercedes-AMG GT4

IDEAL LAP TIME : 2:23.339 BEST LAP TIME : 2:24.060 DIFFERENCE : 0.721

D1: Jean-Marc MERLIN D2: Douglas KHOO

LAP	SECTOR 1	SECTOR 2	SECTOR 3	SPEED TRAP	LAP TIME	KPH	DIFF	TIME OF DAY
1 - D2	OUTLAP	55.233	42.844	243.7				12:29:52.679
2 - D2	50.230	53.197	42.096	244.3	2:25.523 (2)	134.84	1.463	12:32:18.202
3 - D2	49.068	53.361	44.302	243.7	2:26.731 (3)	133.73	2.671	12:34:44.933
4 - D2	51.443	53.974	41.868	244.3	2:27.285	133.23	3.225	12:37:12.218
5 - D2	49.239	52.722	42.099	243.7	2:24.060 (1)	136.21		12:39:36.278
6 - D2	49.058	1:01.255	41.559	245.4	2:31.872	129.21	7.812	12:42:08.150

Blancpain GT World Challenge Asia - GT4

QUALIFYING 2 - STATISTICS

Competitors Started 6
Planned Start 2019-09-27 @ 12:27:00.000
Actual Start 2019-09-27 @ 12:27:00.923
Finish Time 2019-09-27 @ 12:42:00.096
Track Length 5.451km
Total Laps 33
Total Distance Covered 179.883km

Session Fastest Lap History

NO	NAME	LAP TIME	TIME OF DAY	LAP	VEHICLE
11	GTO Racing with TTR <i>T. FONG</i>	2:21.895	12:32:10.973	2	Mercedes-AMG GT4
199	Team iRace.Win <i>J. CHI</i>	2:20.342	12:32:32.336	2	Mercedes-AMG GT4
111	Team iRace.Win <i>R. CHONG</i>	2:18.827	12:33:00.081	2	Mercedes-AMG GT4
111	Team iRace.Win <i>R. CHONG</i>	2:18.665	12:35:18.746	3	Mercedes-AMG GT4
82	BMW Team Studie <i>S. JUKUCHOU</i>	2:18.187	12:35:40.169	3	BMW M4 GT4

Flag History

TYPE	TIME OF DAY
GREEN	12:27:00.923
FINISH	12:42:00.096

Flag Statistics

TYPE	COUNT	TOTAL LAPS	TOTAL TIME
Green	1	6	16:02.731
Red	0	0	0.000
Safety Car	0	0	0.000
FCY	0	0	0.000

Weather / Track : Bright / Dry

Results can be found at www.tsl-timing.com

Shanghai
Circuit Length = 5.451 km
Start: 12:27 Flag 12:42 End: 12:43

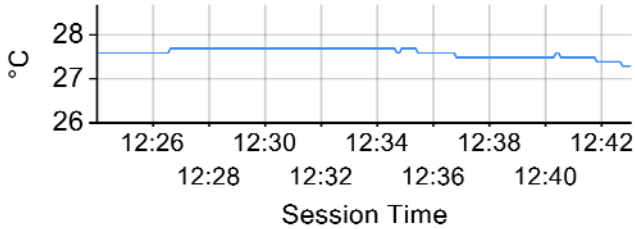
Printed - 12:47 Friday, 27 September 2019

Blancpain GT World Challenge Asia - GT4

QUALIFYING 2 - WEATHER CONDITIONS

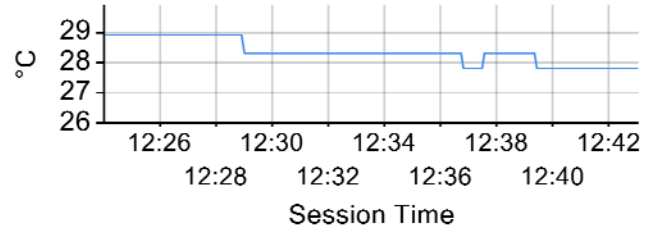
Air Temperature

Min: 27.3°C Max: 27.7°C



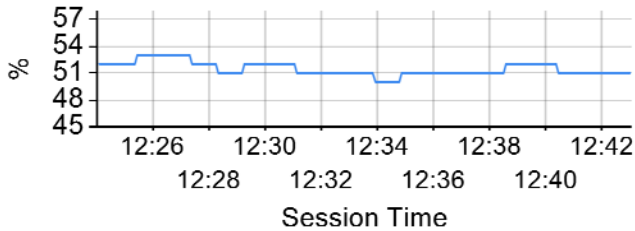
Track Temperature

Min: 27.8°C Max: 28.9°C



Humidity

Min: 50% Max: 53%



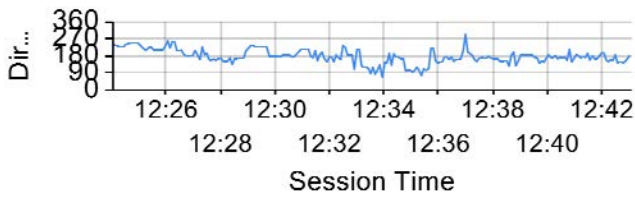
Daily Rainfall

Min: 0mm Max: 0mm



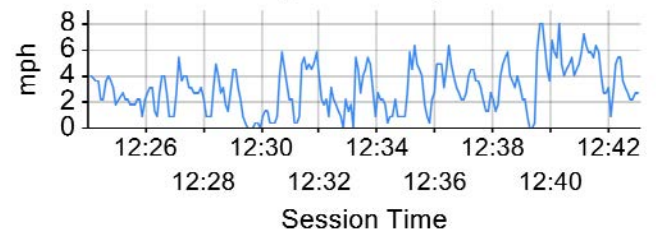
Wind Direction

North = 0/360, East = 90, South = 180, West = 270



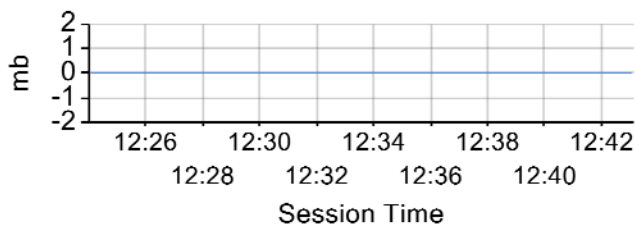
Wind Speed

Min: 0mph Max: 8mph



Barometric Pressure

Min: 0mb Max: 0mb



Weather / Track : Bright / Dry

Results can be found at www.tsl-timing.com

Shanghai
Circuit Length = 5.451 km
Start: 12:27 Flag 12:42 End: 12:43

Printed - 12:47 Friday, 27 September 2019

Blancpain GT World Challenge Asia - GT3

QUALIFYING 1 - CLASSIFICATION - FINAL

POS	NO	CL	PIC	TEAM / DRIVERS	CAR	TIME	ON	LAPS	GAP	DIFF	KPH
1	12	GT3S	1	Audi Sport Asia Team Absolute Racing (CHN) Martin RUMP (EST) / Weiron TAN (MYS)	Audi R8 LMS GT3 2019	2:06.261	3	5			155.42
2	911	GT3S	2	Absolute Racing (CHN) Tanart SATHIENTHIRAKUL (THA) / Philip HAMPRECHT (DEU)	Porsche 911 GT3 R	2:06.420	6	7	0.159	0.159	155.22
3	27	GT3S	3	HubAuto Corsa (TPE) Yuya SAKAMOTO (JPN) / Marcos GOMES (BRA)	Ferrari 488 GT3	2:06.573	3	7	0.312	0.153	155.03
4	918	GT3PA	1	Panther/AAS Motorsport (CHN) Vutthikorn INTHRAPHUVASAK (THA) / Alexandre IMPERATORI (CHE)	Porsche 911 GT3 R	2:06.745	3	5	0.484	0.172	154.82
5	999	GT3S	4	Audi Sport Asia Team TSRT (CHN) Weian CHEN (CHN) / Rahel FREY (CHE)	Audi R8 LMS GT3 2019	2:06.837	4	7	0.576	0.092	154.71
6	5	GT3AM	1	Phantom Pro Racing (CHN) Chris On CHIA (CHN) / Wei LU (CHN)	Mercedes-AMG GT3	2:07.027	3	5	0.766	0.190	154.48
7	97	GT3S	5	Solite Indigo Racing (KOR) Roelof BRUINS (KOR) / Manuel METZGER (DEU)	Mercedes-AMG GT3	2:07.119	3	6	0.858	0.092	154.37
8	4	GT3S	6	Zun Motorsport Crew (CHN) Adderly FONG (HKG) / Josh BURDON (AUS)	Mercedes-AMG GT3	2:07.210	3	5	0.949	0.091	154.26
9	666	GT3PA	2	Vincenzo Sospiri Racing (ITA) Alex AU (HKG) / Frederik SCHANDORFF (DNK)	Lamborghini Huracan GT3 EVO	2:07.278	4	6	1.017	0.068	154.17
10	912 *	GT3S	7	Absolute Racing (CHN) Yuan BO (CHN) / Leo Ye HONGLI (CHN)	Porsche 911 GT3 R	2:07.323	6	7	1.062	0.045	154.12
11	13	GT3PA	3	Audi Sport Asia Team Absolute Racing (CHN) Jingzu SUN (CHN) / Congfu CHENG (CHN)	Audi R8 LMS GT3 2019	2:07.485	4	7	1.224	0.162	153.92
12	8	GT3PA	4	ARN Racing (JPN) Hiroaki NAGAI (JPN) / Yuta KAMIMURA (JPN)	Porsche 911 GT3 R	2:07.858	4	6	1.597	0.373	153.47
13	75	GT3PA	5	T2 Motorsports (SGP) David TJIPTOBIANTORO (IDN) / Rio HARYANTO (IDN)	Ferrari 488 GT3	2:08.306	4	5	2.045	0.448	152.94
14	99	GT3S	8	Craft-Bamboo Racing (HKG) Christina NIELSEN (DNK) / Darryl O'YOUNG (HKG)	Mercedes-AMG GT3	2:08.359	4	6	2.098	0.053	152.88
15	61	GT3PA	6	ABSSA Motorsport (JPN) Piti BHIROMBHAKDI (THA) / Keita SAWA (JPN)	McLaren 720S GT3	2:08.450	2	5	2.189	0.091	152.77
16	910 *	GT3PA	7	JRM (CHN) Chao LI (CHN) / Chris VAN DER DRIFT (NZL)	Porsche 911 GT3 R	2:08.457	7	7	2.196	0.007	152.76
17	88	GT3PA	8	Craft-Bamboo Racing (HKG) Jeffrey LEE (TPE) / Alessio PICARIELLO (BEL)	Mercedes-AMG GT3	2:08.649	4	7	2.388	0.192	152.53
18	17	GT3PA	9	Anstone Racing (CHN) Xu WEI (CHN) / Naoki YOKOMIZO (JPN)	Mercedes-AMG GT3	2:08.791	4	6	2.530	0.142	152.36
19	66	GT3AM	2	Team iRace.Win (TPE) Nan LIN (CHN) / Heng MIN (CHN)	Mercedes-AMG GT3	2:09.676	4	6	3.415	0.885	151.32
20	888	GT3PA	10	Triple Eight Race Engineering Australia (AUS) HH Prince Abdul Rahman IBRAHIM (MYS) / Shane VAN GISBERGEN (NZL)	Mercedes-AMG GT3	2:09.936	3	7	3.675	0.260	151.02
21	51	GT3AM	3	AMAC Motorsport (AUS) Andrew MACPHERSON (AUS) / William Ben PORTER (AUS)	Lamborghini Huracan GT3 EVO	2:11.735	6	7	5.474	1.799	148.96
22	7	GT3AM	4	Zun Motorsport Crew (CHN) Yi Ming LIN (CHN) / Ka Chun MA (CHN)	Mercedes-AMG GT3	2:12.959	6	7	6.698	1.224	147.59
23	55	GT3PA	11	Craft-Bamboo Racing (HKG) Daniel AU (SGP) / Melvin MOH (MYS)	Mercedes-AMG GT3	2:17.279	4	6	11.018	4.320	142.94

CLASS GT3S QUALIFYING LAPTIME (115.0% of 2:06.261) = 2:25.200
 CLASS GT3PA QUALIFYING LAPTIME (115.0% of 2:06.745) = 2:25.756
 CLASS GT3AM QUALIFYING LAPTIME (115.0% of 2:07.027) = 2:26.081

No. 910, 912 - 1 Lap time disallowed; exceeding track limits.

Weather / Track : Bright / Dry

Shanghai
 Circuit Length = 5.451 km
 Start: 12:52 Flag 13:06 End: 13:10

Race Director : Ravin	Stewards :	Timekeeper :
-----------------------	------------	--------------

Results can be found at www.tsl-timing.com

Printed - 14:52 Friday, 27 September 2019

Blancpain GT World Challenge Asia - GT3

QUALIFYING 1 - CLASSIFICATION BY CLASS - FINAL

CLASS : GT3 - GT3S

POS	NO	TEAM / DRIVERS	CAR	TIME	ON	LAPS	GAP	DIFF	KPH
1	12	Audi Sport Asia Team Absolute Racing (CHN) Martin RUMP (EST) / Weiron TAN (MYS)	Audi R8 LMS GT3 2019	2:06.261	3	5			155.42
2	911	Absolute Racing (CHN) Tanart SATHIENTHIRAKUL (THA) / Philip HAMPRECHT (DEU)	Porsche 911 GT3 R	2:06.420	6	7	0.159	0.159	155.22
3	27	HubAuto Corsa (TPE) Yuya SAKAMOTO (JPN) / Marcos GOMES (BRA)	Ferrari 488 GT3	2:06.573	3	7	0.312	0.153	155.03
4	999	Audi Sport Asia Team TSRT (CHN) Weilan CHEN (CHN) / Rahel FREY (CHE)	Audi R8 LMS GT3 2019	2:06.837	4	7	0.576	0.264	154.71
5	97	Solite Indigo Racing (KOR) Roelof BRUINS (KOR) / Manuel METZGER (DEU)	Mercedes-AMG GT3	2:07.119	3	6	0.858	0.282	154.37
6	4	Zun Motorsport Crew (CHN) Adderly FONG (HKG) / Josh BURDON (AUS)	Mercedes-AMG GT3	2:07.210	3	5	0.949	0.091	154.26
7	912	Absolute Racing (CHN) Yuan BO (CHN) / Leo Ye HONGLI (CHN)	Porsche 911 GT3 R	2:07.323	6	7	1.062	0.113	154.12
8	99	Craft-Bamboo Racing (HKG) Christina NIELSEN (DNK) / Darryl O'YOUNG (HKG)	Mercedes-AMG GT3	2:08.359	4	6	2.098	1.036	152.88

CLASS : GT3 - GT3PA

POS	NO	TEAM / DRIVERS	CAR	TIME	ON	LAPS	GAP	DIFF	KPH
1	918	Panther/AAS Motorsport (CHN) Vutthikorn INTHRAPHUVASAK (THA) / Alexandre IMPERATORI (CHE)	Porsche 911 GT3 R	2:06.745	3	5			154.82
2	666	Vincenzo Sospiri Racing (ITA) Alex AU (HKG) / Frederik SCHANDORFF (DNK)	Lamborghini Huracan GT3 EVO	2:07.278	4	6	0.533	0.533	154.17
3	13	Audi Sport Asia Team Absolute Racing (CHN) Jingzu SUN (CHN) / Congfu CHENG (CHN)	Audi R8 LMS GT3 2019	2:07.485	4	7	0.740	0.207	153.92
4	8	ARN Racing (JPN) Hiroaki NAGAI (JPN) / Yuta KAMIMURA (JPN)	Porsche 911 GT3 R	2:07.858	4	6	1.113	0.373	153.47
5	75	T2 Motorsports (SGP) David TJIPTOBIANTORO (IDN) / Rio HARYANTO (IDN)	Ferrari 488 GT3	2:08.306	4	5	1.561	0.448	152.94
6	61	ABSSA Motorsport (JPN) Piti BHIROMBHAKDI (THA) / Keita SAWA (JPN)	McLaren 720S GT3	2:08.450	2	5	1.705	0.144	152.77
7	910	JRM (CHN) Chao LI (CHN) / Chris VAN DER DRIFT (NZL)	Porsche 911 GT3 R	2:08.457	7	7	1.712	0.007	152.76
8	88	Craft-Bamboo Racing (HKG) Jeffrey LEE (TPE) / Alessio PICARIELLO (BEL)	Mercedes-AMG GT3	2:08.649	4	7	1.904	0.192	152.53
9	17	Anstone Racing (CHN) Xu WEI (CHN) / Naoki YOKOMIZO (JPN)	Mercedes-AMG GT3	2:08.791	4	6	2.046	0.142	152.36
10	888	Triple Eight Race Engineering Australia (AUS) HH Prince Abdul Rahman IBRAHIM (MYS) / Shane VAN GISBERGEN (NZL)	Mercedes-AMG GT3	2:09.936	3	7	3.191	1.145	151.02
11	55	Craft-Bamboo Racing (HKG) Daniel AU (SGP) / Melvin MOH (MYS)	Mercedes-AMG GT3	2:17.279	4	6	10.534	7.343	142.94

CLASS : GT3 - GT3AM

POS	NO	TEAM / DRIVERS	CAR	TIME	ON	LAPS	GAP	DIFF	KPH
1	5	Phantom Pro Racing (CHN) Chris On CHIA (CHN) / Wei LU (CHN)	Mercedes-AMG GT3	2:07.027	3	5			154.48
2	66	Team iRace.Win (TPE) Nan LIN (CHN) / Heng MIN (CHN)	Mercedes-AMG GT3	2:09.676	4	6	2.649	2.649	151.32
3	51	AMAC Motorsport (AUS) Andrew MACPHERSON (AUS) / William Ben PORTER (AUS)	Lamborghini Huracan GT3 EVO	2:11.735	6	7	4.708	2.059	148.96
4	7	Zun Motorsport Crew (CHN) Yi Ming LIN (CHN) / Ka Chun MA (CHN)	Mercedes-AMG GT3	2:12.959	6	7	5.932	1.224	147.59

No. 910, 912 - 1 Lap time disallowed; exceeding track limits.

Weather / Track : Bright / Dry

Shanghai
Circuit Length = 5.451 km
Start: 12:52 Flag 13:06 End: 13:10

Race Director : Ravin	Stewards :	Timekeeper :
-----------------------	------------	--------------

Results can be found at www.tsl-timing.com

Printed - 14:55 Friday, 27 September 2019

Blancpain GT World Challenge Asia - GT3

QUALIFYING 1 - BEST SECTORS

SECTOR 1			SECTOR 2			SECTOR 3			IDEAL / BEST COMPARISON						
POS	NO	NAME	TIME	NO	NAME	TIME	NO	NAME	TIME	POS	NO	NAME	IDEAL	BEST	DIFF
													PERFECT LAP	2:05.619	
1	911	Absolute Racing	43.060	912	Absolute Racing	45.803	911	Absolute Racing	36.756	1	912	Absolute Racing	2:05.976	2:07.323	1.347
2	12	Audi Sport Asia Tea	43.186	27	HubAuto Corsa	46.052	12	Audi Sport Asia Tea	36.864	2	12	Audi Sport Asia Team	2:06.104	2:06.261	0.157
3	918	Panther/AAS Motors	43.232	12	Audi Sport Asia Tea	46.054	912	Absolute Racing	36.895	3	911	Absolute Racing	2:06.104	2:06.420	0.316
4	912	Absolute Racing	43.278	5	Phantom Pro Racing	46.200	27	HubAuto Corsa	36.967	4	27	HubAuto Corsa	2:06.393	2:06.573	0.180
5	999	Audi Sport Asia Tea	43.280	4	Zun Motorsport Crew	46.228	8	ARN Racing	36.987	5	999	Audi Sport Asia Team	2:06.663	2:06.837	0.174
6	27	HubAuto Corsa	43.374	911	Absolute Racing	46.288	999	Audi Sport Asia Tea	37.012	6	918	Panther/AAS Motors	2:06.745	2:06.745	0.000
7	97	Solite Indigo Racing	43.412	999	Audi Sport Asia Tea	46.371	666	Vincenzo Sospiri Ra	37.045	7	5	Phantom Pro Racing	2:06.909	2:07.027	0.118
8	5	Phantom Pro Racing	43.445	918	Panther/AAS Motors	46.397	918	Panther/AAS Motors	37.116	8	97	Solite Indigo Racing	2:07.118	2:07.119	0.001
9	4	Zun Motorsport Crew	43.563	97	Solite Indigo Racing	46.487	13	Audi Sport Asia Tea	37.116	9	4	Zun Motorsport Crew	2:07.210	2:07.210	0.000
10	910	JRM	43.583	666	Vincenzo Sospiri Ra	46.583	97	Solite Indigo Racing	37.219	10	666	Vincenzo Sospiri Raci	2:07.241	2:07.278	0.037
11	666	Vincenzo Sospiri Ra	43.613	13	Audi Sport Asia Tea	46.721	5	Phantom Pro Racing	37.264	11	8	ARN Racing	2:07.349	2:07.858	0.509
12	8	ARN Racing	43.625	8	ARN Racing	46.737	75	T2 Motorsports	37.287	12	13	Audi Sport Asia Team	2:07.473	2:07.485	0.012
13	13	Audi Sport Asia Tea	43.636	61	ABSSA Motorsport	46.771	910	JRM	37.310	13	61	ABSSA Motorsport	2:08.109	2:08.450	0.341
14	99	Craft-Bamboo Racir	43.745	88	Craft-Bamboo Racir	46.971	61	ABSSA Motorsport	37.362	14	99	Craft-Bamboo Racing	2:08.272	2:08.359	0.087
15	17	Anstone Racing	43.900	75	T2 Motorsports	46.976	99	Craft-Bamboo Racir	37.409	15	910	JRM	2:08.277	2:08.457	0.180
16	88	Craft-Bamboo Racir	43.954	99	Craft-Bamboo Racir	47.118	4	Zun Motorsport Crew	37.419	16	75	T2 Motorsports	2:08.306	2:08.306	0.000
17	61	ABSSA Motorsport	43.976	888	Triple Eight Race Er	47.168	66	Team iRace.Win	37.434	17	88	Craft-Bamboo Racing	2:08.369	2:08.649	0.280
18	75	T2 Motorsports	44.043	910	JRM	47.384	88	Craft-Bamboo Racir	37.444	18	17	Anstone Racing	2:08.755	2:08.791	0.036
19	888	Triple Eight Race Er	44.418	17	Anstone Racing	47.401	17	Anstone Racing	37.454	19	888	Triple Eight Race Eng	2:09.292	2:09.936	0.644
20	66	Team iRace.Win	44.519	66	Team iRace.Win	47.549	888	Triple Eight Race Er	37.706	20	66	Team iRace.Win	2:09.502	2:09.676	0.174
21	51	AMAC Motorsport	45.035	51	AMAC Motorsport	48.431	7	Zun Motorsport Crew	38.100	21	51	AMAC Motorsport	2:11.567	2:11.735	0.168
22	7	Zun Motorsport Crew	45.666	7	Zun Motorsport Crew	48.813	51	AMAC Motorsport	38.101	22	7	Zun Motorsport Crew	2:12.579	2:12.959	0.380
23	55	Craft-Bamboo Racir	46.148	55	Craft-Bamboo Racir	50.074	55	Craft-Bamboo Racir	39.644	23	55	Craft-Bamboo Racing	2:15.866	2:17.279	1.413

Weather / Track : Bright / Dry

Results can be found at www.tsl-timing.com

Shanghai

Circuit Length = 5.451 km

Start: 12:52 Flag 13:06 End: 13:10

Printed - 13:16 Friday, 27 September 2019

Blancpain GT World Challenge Asia - GT3

QUALIFYING 1 - BEST SPEEDS

POS	NO	NAME	VMAX	KPH
1	911	Absolute Racing		270.0
2	8	ARN Racing		270.0
3	999	Audi Sport Asia Team TSRT		268.6
4	75	T2 Motorsports		267.9
5	12	Audi Sport Asia Team Absolute Racing		267.3
6	918	Panther/AAS Motorsport		266.6
7	666	Vincenzo Sospiri Racing		266.6
8	912	Absolute Racing		266.6
9	13	Audi Sport Asia Team Absolute Racing		266.6
10	97	Solite Indigo Racing		265.3
11	61	ABSSA Motorsport		264.7
12	66	Team iRace.Win		264.0
13	27	HubAuto Corsa		263.4
14	4	Zun Motorsport Crew		263.4
15	910	JRM		263.4
16	51	AMAC Motorsport		263.4
17	5	Phantom Pro Racing		262.7
18	99	Craft-Bamboo Racing		262.7
19	17	Anstone Racing		262.7
20	888	Triple Eight Race Engineering Australia		262.1
21	88	Craft-Bamboo Racing		260.8
22	7	Zun Motorsport Crew		258.9
23	55	Craft-Bamboo Racing		258.9

Weather / Track : Bright / Dry

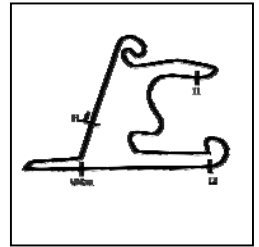
Results can be found at www.tsl-timing.com

Shanghai
Circuit Length = 5.451 km
Start: 12:52 Flag 13:06 End: 13:10

Printed - 13:16 Friday, 27 September 2019

Blancpain GT World Challenge Asia - GT3

QUALIFYING 1 - SECTOR ANALYSIS



SECTOR 1 = FL to I1, SECTOR 2 = I1 to I2 SECTOR 3 = I2 to I3, SECTOR 4 = I3 to FL, DIFF = Difference To Personal Best Lap, P = Crossed Finish Line in Pit Lane, D = Time Disallowed

P1 12 GT3S Audi Sport Asia Team Absolute Racing		Audi R8 LMS GT3 2019						
IDEAL LAP TIME : 2:06.104		BEST LAP TIME : 2:06.261						
D1: Martin RUMP		D2: Weiron TAN						
LAP	SECTOR 1	SECTOR 2	SECTOR 3	SPEED TRAP	LAP TIME	KPH	DIFF	TIME OF DAY
1 - D1	OUTLAP	55.994	45.542	174.1				12:55:56.941
2 - D1	43.566	46.054	37.008	265.3	2:06.628 (2)	154.97	0.367	12:58:03.569
3 - D1	43.186	46.211	36.864	267.3	2:06.261 (1)	155.42		13:00:09.830
4 - D1	45.694	58.735	38.255	222.6	2:22.684 (3)	137.53	16.423	13:02:32.514
5 - D1	43.445	46.302	IN PIT	243.7	2:15.329 P	145.00	9.068	13:04:47.843

P2 911 GT3S Absolute Racing		Porsche 911 GT3 R						
IDEAL LAP TIME : 2:06.104		BEST LAP TIME : 2:06.420						
D1: Tanart SATHIENTHIRAKUI		D2: Philip HAMPRECHT						
LAP	SECTOR 1	SECTOR 2	SECTOR 3	SPEED TRAP	LAP TIME	KPH	DIFF	TIME OF DAY
1 - D1	OUTLAP	49.326	42.880	229.7				12:54:37.844
2 - D1	43.676	46.469	36.948	266.0	2:07.093 (3)	154.40	0.673	12:56:44.937
3 - D1	43.269	46.288	36.971	270.0	2:06.528 (2)	155.09	0.108	12:58:51.465
4 - D1	44.093	46.799	IN PIT	264.0	2:14.684 P	145.70	8.264	13:01:06.149
5 - D1	OUTLAP	50.285	37.235	264.0	3:16.809	99.70	1:10.389	13:04:22.958
6 - D1	43.376	46.288	36.756	266.6	2:06.420 (1)	155.22		13:06:29.378
7 - D1	43.060	46.780	IN PIT	266.6	2:17.473 P	142.74	11.053	13:08:46.851

P3 27 GT3S HubAuto Corsa		Ferrari 488 GT3						
IDEAL LAP TIME : 2:06.393		BEST LAP TIME : 2:06.573						
D1: Yuya SAKAMOTO		D2: Marcos GOMES						
LAP	SECTOR 1	SECTOR 2	SECTOR 3	SPEED TRAP	LAP TIME	KPH	DIFF	TIME OF DAY
1 - D1	OUTLAP	50.251	42.582	233.2				12:54:40.059
2 - D1	45.311	48.231	37.854	259.6	2:11.396	149.34	4.823	12:56:51.455
3 - D1	43.554	46.052	36.967	263.4	2:06.573 (1)	155.03		12:58:58.028
4 - D1	43.435	50.753	46.470	262.7	2:20.658	139.51	14.085	13:01:18.686
5 - D1	43.581	46.366	37.180	262.7	2:07.127 (3)	154.36	0.554	13:03:25.813
6 - D1	43.374	46.254	37.216	262.7	2:06.844 (2)	154.70	0.271	13:05:32.657
7 - D1	52.611	52.136	IN PIT	261.5	2:29.503 P	131.25	22.930	13:08:02.160

P4 918 GT3PA Panther/AAS Motorsport		Porsche 911 GT3 R						
IDEAL LAP TIME : 2:06.745		BEST LAP TIME : 2:06.745						
D1: Vutthikorn INTHRAPHUVA		D2: Alexandre IMPERATORI						
LAP	SECTOR 1	SECTOR 2	SECTOR 3	SPEED TRAP	LAP TIME	KPH	DIFF	TIME OF DAY
1 - D1	OUTLAP	52.470	43.410	220.4				12:56:21.259
2 - D1	44.416	46.700	37.182	262.7	2:08.298 (3)	152.95	1.553	12:58:29.557
3 - D1	43.232	46.397	37.116	264.7	2:06.745 (1)	154.82		13:00:36.302
4 - D1	43.479	46.677	37.356	266.6	2:07.512 (2)	153.89	0.767	13:02:43.814
5 - D1	43.793	48.388	IN PIT	248.8	2:22.017 P	138.17	15.272	13:05:05.831

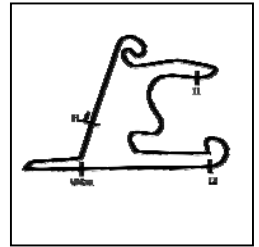
P5 999 GT3S Audi Sport Asia Team TSRT		Audi R8 LMS GT3 2019						
IDEAL LAP TIME : 2:06.663		BEST LAP TIME : 2:06.837						
D1: Weian CHEN		D2: Rahel FREY						
LAP	SECTOR 1	SECTOR 2	SECTOR 3	SPEED TRAP	LAP TIME	KPH	DIFF	TIME OF DAY
1 - D1	OUTLAP	47.341	38.441	257.7				12:54:20.373
2 - D1	43.939	46.884	IN PIT	262.1	2:14.561 P	145.83	7.724	12:56:34.934
3 - D1	OUTLAP	47.624	37.801	243.7	3:31.931	92.59	1:25.094	13:00:06.865
4 - D1	43.454	46.371	37.072	268.6	2:06.837 (1)	154.77		13:02:13.702
5 - D1	43.286	46.635	37.311	264.7	2:07.232 (3)	154.23	0.395	13:04:20.934
6 - D1	43.280	46.490	37.170	265.3	2:06.940 (2)	154.58	0.103	13:06:27.874
7 - D1	51.786	48.190	IN PIT	232.7	2:26.775 P	133.69	19.938	13:08:54.649

Weather / Track : Bright / Dry

Shanghai
Circuit Length = 5.451 km
Start: 12:52 Flag 13:06 End: 13:10

Blancpain GT World Challenge Asia - GT3

QUALIFYING 1 - SECTOR ANALYSIS



SECTOR 1 = FL to I1, SECTOR 2 = I1 to I2 SECTOR 3 = I2 to I3, SECTOR 4 = I3 to FL, DIFF = Difference To Personal Best Lap, P = Crossed Finish Line in Pit Lane, D = Time Disallowed

P6		5 GT3AM Phantom Pro Racing			Mercedes-AMG GT3			
IDEAL LAP TIME : 2:06.909		BEST LAP TIME : 2:07.027			DIFFERENCE : 0.118			
D1: Chris On CHIA		D2: Wei LU						
LAP	SECTOR 1	SECTOR 2	SECTOR 3	SPEED TRAP	LAP TIME	KPH	DIFF	TIME OF DAY
1 - D1	OUTLAP	52.482	42.950	229.2				12:54:48.816
2 - D1	44.182	46.822	37.362	261.5	2:08.366	(3) 152.87	1.339	12:56:57.182
3 - D1	43.445	46.200	37.382	261.5	2:07.027 (1)	154.48		12:59:04.209
4 - D1	43.497	46.309	37.264	262.7	2:07.070	(2) 154.43	0.043	13:01:11.279
5 - D1	44.932	50.091	IN PIT	257.7	2:22.172	P 138.02	15.145	13:03:33.451

P7		97 GT3S Solite Indigo Racing			Mercedes-AMG GT3			
IDEAL LAP TIME : 2:07.118		BEST LAP TIME : 2:07.119			DIFFERENCE : 0.001			
D1: Roelof BRUINS		D2: Manuel METZGER						
LAP	SECTOR 1	SECTOR 2	SECTOR 3	SPEED TRAP	LAP TIME	KPH	DIFF	TIME OF DAY
1 - D1	OUTLAP	48.967	42.899	190.1				12:54:35.510
2 - D1	43.821	46.970	37.219	262.7	2:08.010	(2) 153.29	0.891	12:56:43.520
3 - D1	43.412	46.487	37.220	265.3	2:07.119 (1)	154.37		12:58:50.639
4 - D1	44.862	50.317	37.879	260.8	2:13.058	147.48	5.939	13:01:03.697
5 - D1	44.558	48.437	38.212	260.8	2:11.207	(3) 149.56	4.088	13:03:14.904
6 - D1	43.730	48.136	IN PIT	257.1	2:19.639	P 140.53	12.520	13:05:34.543

P8		4 GT3S Zun Motorsport Crew			Mercedes-AMG GT3			
IDEAL LAP TIME : 2:07.210		BEST LAP TIME : 2:07.210			DIFFERENCE : 0.000			
D1: Adderly FONG		D2: Josh BURDON						
LAP	SECTOR 1	SECTOR 2	SECTOR 3	SPEED TRAP	LAP TIME	KPH	DIFF	TIME OF DAY
1 - D1	OUTLAP	48.567	39.102	249.4				12:55:32.725
2 - D1	43.976	46.959	40.893	194.5	2:11.828	(3) 148.85	4.618	12:57:44.553
3 - D1	43.563	46.228	37.419	263.4	2:07.210 (1)	154.26		12:59:51.763
4 - D1	43.661	46.611	40.920	226.8	2:11.192	(2) 149.57	3.982	13:02:02.955
5 - D1	44.060	47.370	IN PIT	261.5	2:14.724	P 145.65	7.514	13:04:17.679

P9		666 GT3PA Vincenzo Sospiri Racing			Lamborghini Huracan GT3 EVO			
IDEAL LAP TIME : 2:07.241		BEST LAP TIME : 2:07.278			DIFFERENCE : 0.037			
D1: Alex AU		D2: Frederik SCHANDORFF						
LAP	SECTOR 1	SECTOR 2	SECTOR 3	SPEED TRAP	LAP TIME	KPH	DIFF	TIME OF DAY
1 - D1	OUTLAP	49.068	39.050	240.5				12:55:50.910
2 - D1	44.100	49.768	37.125	263.4	2:10.993	149.80	3.715	12:58:01.903
3 - D1	43.613	46.606	37.243	263.4	2:07.462	(2) 153.95	0.184	13:00:09.365
4 - D1	43.648	46.583	37.047	266.6	2:07.278 (1)	154.17		13:02:16.643
5 - D1	43.800	46.792	37.045	264.0	2:07.637	(3) 153.74	0.359	13:04:24.280
6 - D1	47.410	48.258	IN PIT	265.3	2:19.402	P 140.76	12.124	13:06:43.682

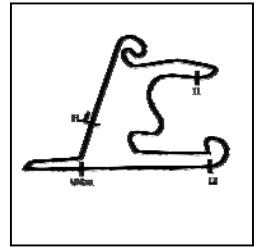
P10		912 GT3S Absolute Racing			Porsche 911 GT3 R			
IDEAL LAP TIME : 2:05.976		BEST LAP TIME : 2:07.323			DIFFERENCE : 1.347			
D1: Yuan BO		D2: Leo Ye HONGLI						
LAP	SECTOR 1	SECTOR 2	SECTOR 3	SPEED TRAP	LAP TIME	KPH	DIFF	TIME OF DAY
1 - D1	OUTLAP	47.448	45.137	193.2				12:54:23.677
2 - D1	43.767	45.803	36.895	266.6	2:06.465	D 155.17		12:56:30.142
3 - D1	43.278	47.312	37.463	264.7	2:08.053	(3) 153.24	0.730	12:58:38.195
4 - D1	43.571	46.519	37.261	264.0	2:07.351	(2) 154.09	0.028	13:00:45.546
5 - D1	48.036	56.861	41.745	245.4	2:26.642	133.81	19.319	13:03:12.188
6 - D1	43.560	46.538	37.225	265.3	2:07.323 (1)	154.12		13:05:19.511
7 - D1	43.650	46.831	IN PIT	265.3	2:15.851	P 144.44	8.528	13:07:35.362

Weather / Track : Bright / Dry

Shanghai
Circuit Length = 5.451 km
Start: 12:52 Flag 13:06 End: 13:10

Blancpain GT World Challenge Asia - GT3

QUALIFYING 1 - SECTOR ANALYSIS



SECTOR 1 = FL to I1, SECTOR 2 = I1 to I2 SECTOR 3 = I2 to I3, SECTOR 4 = I3 to FL, DIFF = Difference To Personal Best Lap, P = Crossed Finish Line in Pit Lane, D = Time Disallowed

P11 13 GT3PA Audi Sport Asia Team Absolute Racing		Audi R8 LMS GT3 2019						
IDEAL LAP TIME : 2:07.473		BEST LAP TIME : 2:07.485						
D1: Jingzu SUN		D2: Congfu CHENG						
LAP	SECTOR 1	SECTOR 2	SECTOR 3	SPEED TRAP	LAP TIME	KPH	DIFF	TIME OF DAY
1 - D1	OUTLAP	56.131	45.100	167.9				12:55:57.808
2 - D1	43.920	47.118	37.404	266.6	2:08.442	152.78	0.957	12:58:06.250
3 - D1	43.887	46.721	37.298	266.0	2:07.906 (2)	153.42	0.421	13:00:14.156
4 - D1	43.636	46.733	37.116	264.7	2:07.485 (1)	153.92		13:02:21.641
5 - D1	43.782	47.446	37.386	263.4	2:08.614	152.57	1.129	13:04:30.255
6 - D1	43.771	46.947	37.331	266.6	2:08.049 (3)	153.25	0.564	13:06:38.304
7 - D1	43.881	47.158	IN PIT	250.0	2:24.190 P	136.09	16.705	13:09:02.494

P12 8 GT3PA ARN Racing		Porsche 911 GT3 R						
IDEAL LAP TIME : 2:07.349		BEST LAP TIME : 2:07.858						
D1: Hiroaki NAGAI		D2: Yuta KAMIMURA						
LAP	SECTOR 1	SECTOR 2	SECTOR 3	SPEED TRAP	LAP TIME	KPH	DIFF	TIME OF DAY
1 - D1	OUTLAP	55.170	41.034	262.1				12:56:03.204
2 - D1	47.760	49.125	37.682	267.3	2:14.567	145.82	6.709	12:58:17.771
3 - D1	44.192	46.829	37.075	270.0	2:08.096 (3)	153.19	0.238	13:00:25.867
4 - D1	44.134	46.737	36.987	268.6	2:07.858 (1)	153.47		13:02:33.725
5 - D1	43.625	46.920	37.364	268.6	2:07.909 (2)	153.41	0.051	13:04:41.634
6 - D1	53.356	55.927	IN PIT	223.6	2:38.667 P	123.67	30.809	13:07:20.301

P13 75 GT3PA T2 Motorsports		Ferrari 488 GT3						
IDEAL LAP TIME : 2:08.306		BEST LAP TIME : 2:08.306						
D1: David TJIPTOBIANTORO		D2: Rio HARYANTO						
LAP	SECTOR 1	SECTOR 2	SECTOR 3	SPEED TRAP	LAP TIME	KPH	DIFF	TIME OF DAY
1 - D1	OUTLAP	49.928	41.167	173.0				12:55:59.081
2 - D1	44.261	47.529	38.408	267.9	2:10.198 (3)	150.72	1.892	12:58:09.279
3 - D1	44.240	47.740	37.344	267.9	2:09.324 (2)	151.73	1.018	13:00:18.603
4 - D1	44.043	46.976	37.287	267.3	2:08.306 (1)	152.94		13:02:26.909
5 - D1	44.419	49.780	IN PIT	193.5	2:27.716 P	132.84	19.410	13:04:54.625

P14 99 GT3S Craft-Bamboo Racing		Mercedes-AMG GT3						
IDEAL LAP TIME : 2:08.272		BEST LAP TIME : 2:08.359						
D1: Christina NIELSEN		D2: Darryl O'YOUNG						
LAP	SECTOR 1	SECTOR 2	SECTOR 3	SPEED TRAP	LAP TIME	KPH	DIFF	TIME OF DAY
1 - D1	OUTLAP	50.679	IN PIT	208.4		P		12:54:49.380
2 - D1	OUTLAP	48.690	37.778	261.5	3:16.078	100.08	1:07.719	12:58:05.458
3 - D1	46.030	47.411	37.409	262.7	2:10.850 (3)	149.97	2.491	13:00:16.308
4 - D1	43.745	47.118	37.496	262.1	2:08.359 (1)	152.88		13:02:24.667
5 - D1	44.002	47.181	37.427	260.8	2:08.610 (2)	152.58	0.251	13:04:33.277
6 - D1	43.968	47.471	IN PIT	262.1	2:15.579 P	144.73	7.220	13:06:48.856

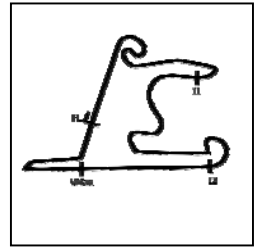
P15 61 GT3PA ABSSA Motorsport		McLaren 720S GT3						
IDEAL LAP TIME : 2:08.109		BEST LAP TIME : 2:08.450						
D1: Piti BHIROMBHAKDI		D2: Keita SAWA						
LAP	SECTOR 1	SECTOR 2	SECTOR 3	SPEED TRAP	LAP TIME	KPH	DIFF	TIME OF DAY
1 - D1	OUTLAP	49.632	45.815	144.9				12:56:11.956
2 - D1	44.317	46.771	37.362	264.7	2:08.450 (1)	152.77		12:58:20.406
3 - D1	43.976	46.933	37.556	264.0	2:08.465 (2)	152.75	0.015	13:00:28.871
4 - D1	51.779	51.313	40.784	191.4	2:23.876 (3)	136.39	15.426	13:02:52.747
5 - D1	44.448	47.356	IN PIT	213.0	2:18.351 P	141.83	9.901	13:05:11.098

Weather / Track : Bright / Dry

Shanghai
Circuit Length = 5.451 km
Start: 12:52 Flag 13:06 End: 13:10

Blancpain GT World Challenge Asia - GT3

QUALIFYING 1 - SECTOR ANALYSIS



SECTOR 1 = FL to I1, SECTOR 2 = I1 to I2 SECTOR 3 = I2 to I3, SECTOR 4 = I3 to FL, DIFF = Difference To Personal Best Lap, P = Crossed Finish Line in Pit Lane, D = Time Disallowed

P16 910 GT3PA JRM		Porsche 911 GT3 R						
IDEAL LAP TIME : 2:08.277		BEST LAP TIME : 2:08.457		DIFFERENCE : 0.180				
D1: Chao LI		D2: Chris VAN DER DRIFT						
LAP	SECTOR 1	SECTOR 2	SECTOR 3	SPEED TRAP	LAP TIME	KPH	DIFF	TIME OF DAY
1 - D1	OUTLAP	49.041	43.519	219.5				12:54:24.482
2 - D1	44.144	47.638	37.363	262.7	2:09.145	D	0.688	12:56:33.627
3 - D1	43.645	47.545	37.557	263.4	2:08.747		0.290	12:58:42.374
4 - D1	43.757	47.384	37.456	263.4	2:08.597	(3)	0.140	13:00:50.971
5 - D1	43.583	47.601	37.406	262.1	2:08.590	(2)	0.133	13:02:59.561
6 - D1	43.839	47.469	37.310	262.7	2:08.618		0.161	13:05:08.179
7 - D1	43.657	47.408	37.392	263.4	2:08.457	(1)		13:07:16.636

P17 88 GT3PA Craft-Bamboo Racing		Mercedes-AMG GT3						
IDEAL LAP TIME : 2:08.369		BEST LAP TIME : 2:08.649		DIFFERENCE : 0.280				
D1: Jeffrey LEE		D2: Alessio PICARIELLO						
LAP	SECTOR 1	SECTOR 2	SECTOR 3	SPEED TRAP	LAP TIME	KPH	DIFF	TIME OF DAY
1 - D1	OUTLAP	49.028	39.210	221.3				12:55:35.787
2 - D1	47.998	46.971	37.472	260.2	2:12.441		3.792	12:57:48.228
3 - D1	44.950	47.245	37.444	260.8	2:09.639		0.990	12:59:57.867
4 - D1	43.954	47.054	37.641	260.8	2:08.649	(1)	152.53	13:02:06.516
5 - D1	44.223	47.446	37.697	258.9	2:09.366	(3)	0.717	13:04:15.882
6 - D1	44.093	47.144	37.691	260.8	2:08.928	(2)	0.279	13:06:24.810
7 - D1	44.937	47.559	IN PIT	260.2	2:19.035	P	10.386	13:08:43.845

P18 17 GT3PA Anstone Racing		Mercedes-AMG GT3						
IDEAL LAP TIME : 2:08.755		BEST LAP TIME : 2:08.791		DIFFERENCE : 0.036				
D1: Xu WEI		D2: Naoki YOKOMIZO						
LAP	SECTOR 1	SECTOR 2	SECTOR 3	SPEED TRAP	LAP TIME	KPH	DIFF	TIME OF DAY
1 - D1	OUTLAP	50.666	39.688	259.6				12:54:25.623
2 - D1	44.650	47.981	37.707	262.1	2:10.338		1.547	12:56:35.961
3 - D1	44.224	47.654	37.678	262.7	2:09.556	(3)	0.765	12:58:45.517
4 - D1	43.936	47.401	37.454	262.7	2:08.791	(1)	152.36	13:00:54.308
5 - D1	43.900	47.713	37.716	262.7	2:09.329	(2)	0.538	13:03:03.637
6 - D1	47.199	48.964	IN PIT	260.8	2:23.218	P	14.427	13:05:26.855

P19 66 GT3AM Team iRace.Win		Mercedes-AMG GT3						
IDEAL LAP TIME : 2:09.502		BEST LAP TIME : 2:09.676		DIFFERENCE : 0.174				
D1: Nan LIN		D2: Heng MIN						
LAP	SECTOR 1	SECTOR 2	SECTOR 3	SPEED TRAP	LAP TIME	KPH	DIFF	TIME OF DAY
1 - D1	OUTLAP	53.285	41.248	229.2				12:54:50.147
2 - D1	45.901	48.590	38.114	262.7	2:12.605		2.929	12:57:02.752
3 - D1	45.061	48.040	37.560	264.0	2:10.661	(3)	0.985	12:59:13.413
4 - D1	44.693	47.549	37.434	264.0	2:09.676	(1)	151.32	13:01:23.089
5 - D1	44.519	48.052	37.562	263.4	2:10.133	(2)	0.457	13:03:33.222
6 - D1	44.718	50.703	IN PIT	158.8	2:38.698	P	29.022	13:06:11.920

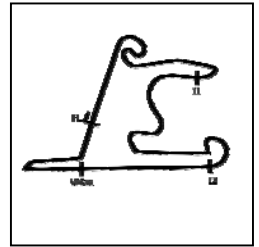
P20 888 GT3PA Triple Eight Race Engineering Australia		Mercedes-AMG GT3						
IDEAL LAP TIME : 2:09.292		BEST LAP TIME : 2:09.936		DIFFERENCE : 0.644				
D1: HH Prince Abdul Rahman		D2: Shane VAN GISBERGEN						
LAP	SECTOR 1	SECTOR 2	SECTOR 3	SPEED TRAP	LAP TIME	KPH	DIFF	TIME OF DAY
1 - D1	OUTLAP	51.294	41.976	191.1				12:54:29.451
2 - D1	46.334	47.729	37.706	260.8	2:11.769	(3)	1.833	12:56:41.220
3 - D1	44.450	47.168	38.318	262.1	2:09.936	(1)	151.02	12:58:51.156
4 - D1	46.595	49.648	38.879	260.2	2:15.122		5.186	13:01:06.278
5 - D1	44.709	47.654	37.976	260.8	2:10.339	(2)	0.403	13:03:16.617
6 - D1	44.418	47.661	40.380	261.5	2:12.459		2.523	13:05:29.076
7 - D1	55.739	54.297	IN PIT	254.1	2:37.266	P	27.330	13:08:06.342

Weather / Track : Bright / Dry

Shanghai
Circuit Length = 5.451 km
Start: 12:52 Flag 13:06 End: 13:10

Blancpain GT World Challenge Asia - GT3

QUALIFYING 1 - SECTOR ANALYSIS



SECTOR 1 = FL to I1, SECTOR 2 = I1 to I2 SECTOR 3 = I2 to I3, SECTOR 4 = I3 to FL, DIFF = Difference To Personal Best Lap, P = Crossed Finish Line in Pit Lane, D = Time Disallowed

P21 51 GT3AM AMAC Motorsport		Lamborghini Huracan GT3 EVO						
IDEAL LAP TIME : 2:11.567		BEST LAP TIME : 2:11.735		DIFFERENCE : 0.168				
D1: Andrew MACPHERSON		D2: William Ben PORTER						
LAP	SECTOR 1	SECTOR 2	SECTOR 3	SPEED TRAP	LAP TIME	KPH	DIFF	TIME OF DAY
1 - D1	OUTLAP	50.970	39.450	260.8				12:55:06.534
2 - D1	45.653	49.420	38.451	258.3	2:13.524	146.96	1.789	12:57:20.058
3 - D1	45.161	48.857	38.137	262.7	2:12.155	148.48	0.420	12:59:32.213
4 - D1	45.272	49.105	38.116	261.5	2:12.493	148.11	0.758	13:01:44.706
5 - D1	45.332	48.431	38.220	263.4	2:11.983 (3)	148.68	0.248	13:03:56.689
6 - D1	45.035	48.558	38.142	263.4	2:11.735 (1)	148.96		13:06:08.424
7 - D1	45.167	48.653	38.101	261.5	2:11.921 (2)	148.75	0.186	13:08:20.345

P22 7 GT3AM Zun Motorsport Crew		Mercedes-AMG GT3						
IDEAL LAP TIME : 2:12.579		BEST LAP TIME : 2:12.959		DIFFERENCE : 0.380				
D1: Yi Ming LIN		D2: Ka Chun MA						
LAP	SECTOR 1	SECTOR 2	SECTOR 3	SPEED TRAP	LAP TIME	KPH	DIFF	TIME OF DAY
1 - D1	OUTLAP	52.051	39.817	256.5				12:55:11.342
2 - D1	47.447	50.407	39.292	258.3	2:17.146	143.08	4.187	12:57:28.488
3 - D1	46.111	49.605	38.618	258.9	2:14.334	146.08	1.375	12:59:42.822
4 - D1	46.507	49.251	38.315	257.7	2:14.073 (3)	146.36	1.114	13:01:56.895
5 - D1	45.950	48.813	38.879	258.3	2:13.642 (2)	146.83	0.683	13:04:10.537
6 - D1	45.666	49.193	38.100	258.9	2:12.959 (1)	147.59		13:06:23.496
7 - D1	47.949	51.988	IN PIT	236.8	2:26.818 P	133.65	13.859	13:08:50.314

P23 55 GT3PA Craft-Bamboo Racing		Mercedes-AMG GT3						
IDEAL LAP TIME : 2:15.866		BEST LAP TIME : 2:17.279		DIFFERENCE : 1.413				
D1: Daniel AU		D2: Melvin MOH						
LAP	SECTOR 1	SECTOR 2	SECTOR 3	SPEED TRAP	LAP TIME	KPH	DIFF	TIME OF DAY
1 - D1	OUTLAP	54.469	39.845	256.5				12:55:45.624
2 - D1	47.721	52.934	42.808	181.8	2:23.463 (3)	136.78	6.184	12:58:09.087
3 - D1	47.209	51.734	40.312	258.3	2:19.255 (2)	140.91	1.976	13:00:28.342
4 - D1	47.004	50.631	39.644	258.9	2:17.279 (1)	142.94		13:02:45.621
5 - D1	46.148	50.074	1:04.187	258.9	2:40.409	122.33	23.130	13:05:26.030
6 - D1	58.109	1:01.037	IN PIT	234.7	2:51.398 P	114.49	34.119	13:08:17.428

Blancpain GT World Challenge Asia - GT3

QUALIFYING 1 - STATISTICS

Competitors Started	23
Planned Start	2019-09-27 @ 12:52:00.000
Actual Start	2019-09-27 @ 12:52:00.663
Finish Time	2019-09-27 @ 13:06:59.948
Track Length	5.451km
Total Laps	142
Total Distance Covered	774.042km

Session Fastest Lap History

NO	CL	NAME	LAP TIME	TIME OF DAY	LAP	VEHICLE
17	GT3PA	Anstone Racing <i>X. WEI</i>	2:10.338	12:56:35.980	2	Mercedes-AMG GT3
97	GT3S	Solite Indigo Racing <i>R. BRUINS</i>	2:08.010	12:56:43.540	2	Mercedes-AMG GT3
911	GT3S	Absolute Racing <i>T. SATHIENTHIRAKUL</i>	2:07.093	12:56:44.958	2	Porsche 911 GT3 R
12	GT3S	Audi Sport Asia Team Absolute Racing <i>M. RUMP</i>	2:06.628	12:58:03.586	2	Audi R8 LMS GT3 2019
911	GT3S	Absolute Racing <i>T. SATHIENTHIRAKUL</i>	2:06.528	12:58:51.483	3	Porsche 911 GT3 R
12	GT3S	Audi Sport Asia Team Absolute Racing <i>M. RUMP</i>	2:06.261	13:00:09.847	3	Audi R8 LMS GT3 2019

Flag History

TYPE	TIME OF DAY
GREEN	12:52:00.663
FINISH	13:06:59.948

Flag Statistics

TYPE	COUNT	TOTAL LAPS	TOTAL TIME
Green	1	7	18:53.140
Red	0	0	0.000
Safety Car	0	0	0.000
FCY	0	0	0.000

Blancpain GT World Challenge Asia - GT3

QUALIFYING 1 - STATISTICS

CLASS : GT3S

8 Starters

Fastest Lap History

NO	NAME	LAP TIME	TIME OF DAY	LAP	VEHICLE
97	Solite Indigo Racing <i>R. BRUINS</i>	2:08.010	12:56:43.540	2	Mercedes-AMG GT3
911	Absolute Racing <i>T. SATHIENTHIRAKUL</i>	2:07.093	12:56:44.958	2	Porsche 911 GT3 R
12	Audi Sport Asia Team Absolute Racing <i>M. RUMP</i>	2:06.628	12:58:03.586	2	Audi R8 LMS GT3 2019
911	Absolute Racing <i>T. SATHIENTHIRAKUL</i>	2:06.528	12:58:51.483	3	Porsche 911 GT3 R
12	Audi Sport Asia Team Absolute Racing <i>M. RUMP</i>	2:06.261	13:00:09.847	3	Audi R8 LMS GT3 2019

Weather / Track : Bright / Dry

Results can be found at www.tsl-timing.com

Page 2 of 4

Shanghai
Circuit Length = 5.451 km
Start: 12:52 Flag 13:06 End: 13:10
Printed - 13:16 Friday, 27 September 2019

Blancpain GT World Challenge Asia - GT3

QUALIFYING 1 - STATISTICS

CLASS : GT3PA

11 Starters

Fastest Lap History

NO	NAME	LAP TIME	TIME OF DAY	LAP	VEHICLE
17	Anstone Racing <i>X. WEI</i>	2:10.338	12:56:35.980	2	Mercedes-AMG GT3
13	Audi Sport Asia Team Absolute Racing <i>J. SUN</i>	2:08.442	12:58:06.268	2	Audi R8 LMS GT3 2019
918	Panther/AAS Motorsport <i>V. INTHRAPHUVASAK</i>	2:08.298	12:58:29.576	2	Porsche 911 GT3 R
666	Vincenzo Sospiri Racing <i>A. AU</i>	2:07.462	13:00:09.384	3	Lamborghini Huracan GT3 EVO
918	Panther/AAS Motorsport <i>V. INTHRAPHUVASAK</i>	2:06.745	13:00:36.325	3	Porsche 911 GT3 R

Weather / Track : Bright / Dry

Results can be found at www.tsl-timing.com

Page 3 of 4

Shanghai
Circuit Length = 5.451 km
Start: 12:52 Flag 13:06 End: 13:10

Printed - 13:16 Friday, 27 September 2019

Blancpain GT World Challenge Asia - GT3

QUALIFYING 1 - STATISTICS

CLASS : GT3AM

4 Starters

Fastest Lap History

NO	NAME	LAP TIME	TIME OF DAY	LAP	VEHICLE
5	Phantom Pro Racing <i>C. CHIA</i>	2:08.366	12:56:57.200	2	Mercedes-AMG GT3
5	Phantom Pro Racing <i>C. CHIA</i>	2:07.027	12:59:04.227	3	Mercedes-AMG GT3

Weather / Track : Bright / Dry

Results can be found at www.tsl-timing.com

Page 4 of 4

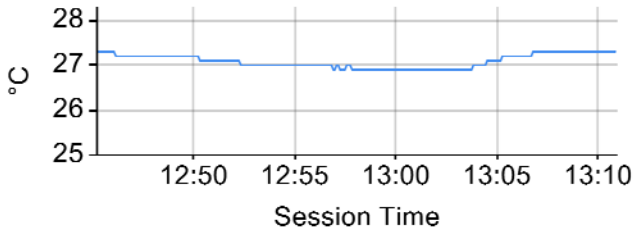
Shanghai
Circuit Length = 5.451 km
Start: 12:52 Flag 13:06 End: 13:10
Printed - 13:16 Friday, 27 September 2019

Blancpain GT World Challenge Asia - GT3

QUALIFYING 1 - WEATHER CONDITIONS

Air Temperature

Min: 26.9°C Max: 27.3°C



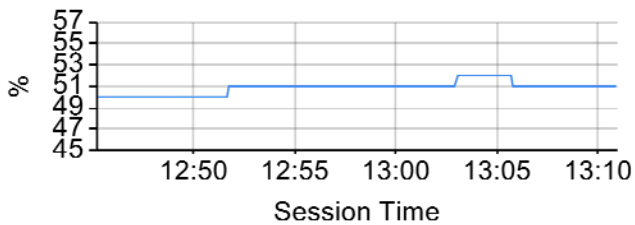
Track Temperature

Min: 27.2°C Max: 27.8°C



Humidity

Min: 50% Max: 52%



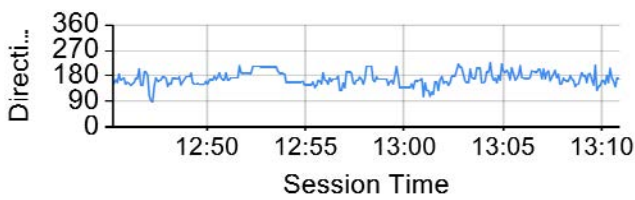
Daily Rainfall

Min: 0mm Max: 0mm



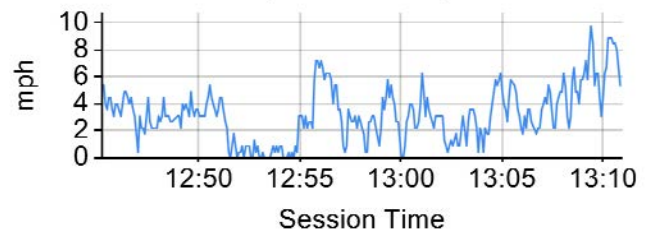
Wind Direction

North = 0/360, East = 90, South = 180, West = 270



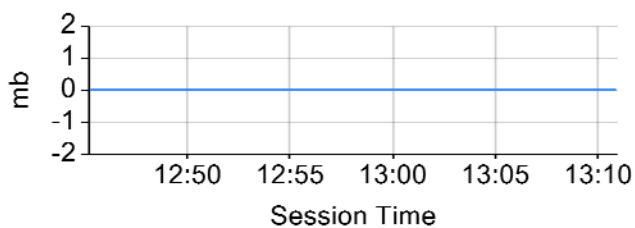
Wind Speed

Min: 0mph Max: 9.8mph



Barometric Pressure

Min: 0mb Max: 0mb



Blancpain GT World Challenge Asia - GT3

QUALIFYING 2 - CLASSIFICATION - FINAL

POS	NO	CL	PIC	TEAM / DRIVERS	CAR	TIME	ON	LAPS	GAP	DIFF	KPH
1	8	GT3PA	1	ARN Racing (JPN) Hiroaki NAGAI (JPN) / Yuta KAMIMURA (JPN)	Porsche 911 GT3 R	2:05.155	4	5			156.79
2	910	GT3PA	2	JRM (CHN) Chao LI (CHN) / Chris VAN DER DRIFT (NZL)	Porsche 911 GT3 R	2:05.305	2	7	0.150	0.150	156.60
3	666	GT3PA	3	Vincenzo Sospiri Racing (ITA) Alex AU (HKG) / Frederik SCHANDORFF (DNK)	Lamborghini Huracan GT3 EVO	2:05.321	6	7	0.166	0.016	156.58
4	13	GT3PA	4	Audi Sport Asia Team Absolute Racing (CHN) Jingzu SUN (CHN) / Congfu CHENG (CHN)	Audi R8 LMS GT3 2019	2:05.420	2	7	0.265	0.099	156.46
5	88	GT3PA	5	Craft-Bamboo Racing (HKG) Jeffrey LEE (TPE) / Alessio PICARIELLO (BEL)	Mercedes-AMG GT3	2:05.516	7	7	0.361	0.096	156.34
6	912	GT3S	1	Absolute Racing (CHN) Yuan BO (CHN) / Leo Ye HONGLI (CHN)	Porsche 911 GT3 R	2:05.546	6	7	0.391	0.030	156.30
7	918	GT3PA	6	Panther/AAS Motorsport (CHN) Vutthikorn INTHRAPHUVASAK (THA) / Alexandre IMPERATORI (CHE)	Porsche 911 GT3 R	2:05.569	7	7	0.414	0.023	156.27
8	911	GT3S	2	Absolute Racing (CHN) Tanart SATHIENTHIRAKUL (THA) / Phillip HAMPRECHT (DEU)	Porsche 911 GT3 R	2:05.673	6	7	0.518	0.104	156.14
9	888	GT3PA	7	Triple Eight Race Engineering Australia (AUS) HH Prince Abdul Rahman IBRAHIM (MYS) / Shane VAN GISBERGEN (NZL)	Mercedes-AMG GT3	2:05.743	6	7	0.588	0.070	156.06
10	55	GT3PA	8	Craft-Bamboo Racing (HKG) Daniel AU (SGP) / Melvin MOH (MYS)	Mercedes-AMG GT3	2:05.836	6	7	0.681	0.093	155.94
11	27	GT3S	3	HubAuto Corsa (TPE) Yuya SAKAMOTO (JPN) / Marcos GOMES (BRA)	Ferrari 488 GT3	2:05.940	3	7	0.785	0.104	155.81
12	75	GT3PA	9	T2 Motorsports (SGP) David TJIPTOBIANTORO (IDN) / Rio HARYANTO (IDN)	Ferrari 488 GT3	2:05.954	2	5	0.799	0.014	155.79
13	17	GT3PA	10	Anstone Racing (CHN) Xu WEI (CHN) / Naoki YOKOMIZO (JPN)	Mercedes-AMG GT3	2:06.020	2	6	0.865	0.066	155.71
14	97 *	GT3S	4	Solite Indigo Racing (KOR) Roelof BRUINS (KOR) / Manuel METZGER (DEU)	Mercedes-AMG GT3	2:06.087	2	6	0.932	0.067	155.63
15	61	GT3PA	11	ABSSA Motorsport (JPN) Pili BHIROMBHAKDI (THA) / Keita SAWA (JPN)	McLaren 720S GT3	2:06.160	3	5	1.005	0.073	155.54
16	99	GT3S	5	Craft-Bamboo Racing (HKG) Christina NIELSEN (DNK) / Darryl O'YOUNG (HKG)	Mercedes-AMG GT3	2:06.229	6	6	1.074	0.069	155.46
17	12	GT3S	6	Audi Sport Asia Team Absolute Racing (CHN) Martin RUMP (EST) / Weiron TAN (MYS)	Audi R8 LMS GT3 2019	2:06.314	6	7	1.159	0.085	155.35
18	4	GT3S	7	Zun Motorsport Crew (CHN) Adderly FONG (HKG) / Josh BURDON (AUS)	Mercedes-AMG GT3	2:06.623	2	4	1.468	0.309	154.97
19	999	GT3S	8	Audi Sport Asia Team TSRT (CHN) Weilan CHEN (CHN) / Rahel FREY (CHE)	Audi R8 LMS GT3 2019	2:06.810	2	5	1.655	0.187	154.74
20	5	GT3AM	1	Phantom Pro Racing (CHN) Chris On CHIA (CHN) / Wei LU (CHN)	Mercedes-AMG GT3	2:06.962	3	4	1.807	0.152	154.56
21	66 *	GT3AM	2	Team iRace.Win (TPE) Nan LIN (CHN) / Heng MIN (CHN)	Mercedes-AMG GT3	2:07.336	6	7	2.181	0.374	154.10
22	51	GT3AM	3	AMAC Motorsport (AUS) Andrew MACPHERSON (AUS) / William Ben PORTER (AUS)	Lamborghini Huracan GT3 EVO	2:07.827	7	7	2.672	0.491	153.51
23	7	GT3AM	4	Zun Motorsport Crew (CHN) Yi Ming LIN (CHN) / Ka Chun MA (CHN)	Mercedes-AMG GT3	2:09.692	3	6	4.537	1.865	151.30

CLASS GT3S QUALIFYING LAPTIME (115.0% of 2:05.546) = 2:24.377

CLASS GT3PA QUALIFYING LAPTIME (115.0% of 2:05.155) = 2:23.928

CLASS GT3AM QUALIFYING LAPTIME (115.0% of 2:06.962) = 2:26.006

No. 66, 97 - 1 Lap time disallowed; exceeding track limits.

Weather / Track : Bright / Dry

Shanghai
Circuit Length = 5.451 km
Start: 13:14 Flag 13:29 End: 13:34

Race Director : Ravin	Stewards :	Timekeeper :
-----------------------	------------	--------------

Results can be found at www.tsl-timing.com

Printed - 14:53 Friday, 27 September 2019

Blancpain GT World Challenge Asia - GT3

QUALIFYING 2 - CLASSIFICATION BY CLASS - FINAL

CLASS : GT3 - GT3S

POS	NO	TEAM / DRIVERS	CAR	TIME	ON	LAPS	GAP	DIFF	KPH
1	912	Absolute Racing (CHN) Yuan BO (CHN) / Leo Ye HONGLI (CHN)	Porsche 911 GT3 R	2:05.546	6	7			156.30
2	911	Absolute Racing (CHN) Tanart SATHIENTHIRAKUL (THA) / Philip HAMPRECHT (DEU)	Porsche 911 GT3 R	2:05.673	6	7	0.127	0.127	156.14
3	27	HubAuto Corsa (TPE) Yuya SAKAMOTO (JPN) / Marcos GOMES (BRA)	Ferrari 488 GT3	2:05.940	3	7	0.394	0.267	155.81
4	97	Solite Indigo Racing (KOR) Roelof BRUINS (KOR) / Manuel METZGER (DEU)	Mercedes-AMG GT3	2:06.087	2	6	0.541	0.147	155.63
5	99	Craft-Bamboo Racing (HKG) Christina NIELSEN (DNK) / Darryl O'YOUNG (HKG)	Mercedes-AMG GT3	2:06.229	6	6	0.683	0.142	155.46
6	12	Audi Sport Asia Team Absolute Racing (CHN) Martin RUMP (EST) / Weiron TAN (MYS)	Audi R8 LMS GT3 2019	2:06.314	6	7	0.768	0.085	155.35
7	4	Zun Motorsport Crew (CHN) Adderly FONG (HKG) / Josh BURDON (AUS)	Mercedes-AMG GT3	2:06.623	2	4	1.077	0.309	154.97
8	999	Audi Sport Asia Team TSRT (CHN) Weilan CHEN (CHN) / Rahel FREY (CHE)	Audi R8 LMS GT3 2019	2:06.810	2	5	1.264	0.187	154.74

CLASS : GT3 - GT3PA

POS	NO	TEAM / DRIVERS	CAR	TIME	ON	LAPS	GAP	DIFF	KPH
1	8	ARN Racing (JPN) Hiroaki NAGAI (JPN) / Yuta KAMIMURA (JPN)	Porsche 911 GT3 R	2:05.155	4	5			156.79
2	910	JRM (CHN) Chao LI (CHN) / Chris VAN DER DRIFT (NZL)	Porsche 911 GT3 R	2:05.305	2	7	0.150	0.150	156.60
3	666	Vincenzo Sospiri Racing (ITA) Alex AU (HKG) / Frederik SCHANDORFF (DNK)	Lamborghini Huracan GT3 EVO	2:05.321	6	7	0.166	0.016	156.58
4	13	Audi Sport Asia Team Absolute Racing (CHN) Jingzu SUN (CHN) / Congfu CHENG (CHN)	Audi R8 LMS GT3 2019	2:05.420	2	7	0.265	0.099	156.46
5	88	Craft-Bamboo Racing (HKG) Jeffrey LEE (TPE) / Alessio PICARIELLO (BEL)	Mercedes-AMG GT3	2:05.516	7	7	0.361	0.096	156.34
6	918	Panther/AAS Motorsport (CHN) Vutthikorn INTHRAPHUVASAK (THA) / Alexandre IMPERATORI (CHE)	Porsche 911 GT3 R	2:05.569	7	7	0.414	0.053	156.27
7	888	Triple Eight Race Engineering Australia (AUS) HH Prince Abdul Rahman IBRAHIM (MYS) / Shane VAN GISBERGEN (NZL)	Mercedes-AMG GT3	2:05.743	6	7	0.588	0.174	156.06
8	55	Craft-Bamboo Racing (HKG) Daniel AU (SGP) / Melvin MOH (MYS)	Mercedes-AMG GT3	2:05.836	6	7	0.681	0.093	155.94
9	75	T2 Motorsports (SGP) David TJIPTOBIANTORO (IDN) / Rio HARYANTO (IDN)	Ferrari 488 GT3	2:05.954	2	5	0.799	0.118	155.79
10	17	Anstone Racing (CHN) Xu WEI (CHN) / Naoki YOKOMIZO (JPN)	Mercedes-AMG GT3	2:06.020	2	6	0.865	0.066	155.71
11	61	ABSSA Motorsport (JPN) Piti BHIROMBHAKDI (THA) / Keita SAWA (JPN)	McLaren 720S GT3	2:06.160	3	5	1.005	0.140	155.54

CLASS : GT3 - GT3AM

POS	NO	TEAM / DRIVERS	CAR	TIME	ON	LAPS	GAP	DIFF	KPH
1	5	Phantom Pro Racing (CHN) Chris On CHIA (CHN) / Wei LU (CHN)	Mercedes-AMG GT3	2:06.962	3	4			154.56
2	66	Team iRace.Win (TPE) Nan LIN (CHN) / Heng MIN (CHN)	Mercedes-AMG GT3	2:07.336	6	7	0.374	0.374	154.10
3	51	AMAC Motorsport (AUS) Andrew MACPHERSON (AUS) / William Ben PORTER (AUS)	Lamborghini Huracan GT3 EVO	2:07.827	7	7	0.865	0.491	153.51
4	7	Zun Motorsport Crew (CHN) Yi Ming LIN (CHN) / Ka Chun MA (CHN)	Mercedes-AMG GT3	2:09.692	3	6	2.730	1.865	151.30

No. 66, 97 - 1 Lap time disallowed; exceeding track limits.

Weather / Track : Bright / Dry

Shanghai
Circuit Length = 5.451 km
Start: 13:14 Flag 13:29 End: 13:34

Race Director : Ravin	Stewards :	Timekeeper :
-----------------------	------------	--------------

Results can be found at www.tsl-timing.com

Printed - 14:56 Friday, 27 September 2019

Blancpain GT World Challenge Asia - GT3

QUALIFYING 2 - BEST SECTORS

SECTOR 1				SECTOR 2				SECTOR 3				IDEAL / BEST COMPARISON			
POS	NO	NAME	TIME	NO	NAME	TIME	NO	NAME	TIME	POS	NO	NAME	IDEAL	BEST	DIFF
													PERFECT LAP	2:04.729	
1	910	JRM	42.648	888	Triple Eight Race Er	45.543	8	ARN Racing	36.538	1	8	ARN Racing	2:05.000	2:05.155	0.155
2	8	ARN Racing	42.716	88	Craft-Bamboo Racir	45.577	912	Absolute Racing	36.566	2	910	JRM	2:05.177	2:05.305	0.128
3	918	Panther/AAS Motors	42.803	97	Solite Indigo Racing	45.611	13	Audi Sport Asia Tea	36.598	3	666	Vincenzo Sospiri Raci	2:05.244	2:05.321	0.077
4	666	Vincenzo Sospiri Ra	42.805	55	Craft-Bamboo Racir	45.693	666	Vincenzo Sospiri Ra	36.655	4	13	Audi Sport Asia Team	2:05.337	2:05.420	0.083
5	27	HubAuto Corsa	42.866	17	Anstone Racing	45.743	75	T2 Motorsports	36.670	5	88	Craft-Bamboo Racing	2:05.387	2:05.516	0.129
6	911	Absolute Racing	42.879	8	ARN Racing	45.746	911	Absolute Racing	36.691	6	912	Absolute Racing	2:05.488	2:05.546	0.058
7	13	Audi Sport Asia Tea	42.893	912	Absolute Racing	45.771	918	Panther/AAS Motors	36.722	7	918	Panther/AAS Motorsp	2:05.521	2:05.569	0.048
8	75	T2 Motorsports	42.967	666	Vincenzo Sospiri Ra	45.784	910	JRM	36.743	8	888	Triple Eight Race Eng	2:05.528	2:05.743	0.215
9	88	Craft-Bamboo Racir	42.980	910	JRM	45.786	17	Anstone Racing	36.746	9	911	Absolute Racing	2:05.536	2:05.673	0.137
10	888	Triple Eight Race Er	42.982	13	Audi Sport Asia Tea	45.846	66	Team iRace.Win	36.810	10	55	Craft-Bamboo Racing	2:05.703	2:05.836	0.133
11	12	Audi Sport Asia Tea	43.021	27	HubAuto Corsa	45.860	88	Craft-Bamboo Racir	36.830	11	17	Anstone Racing	2:05.747	2:06.020	0.273
12	61	ABSSA Motorsport	43.098	4	Zun Motorsport Crev	45.895	55	Craft-Bamboo Racir	36.877	12	27	HubAuto Corsa	2:05.797	2:05.940	0.143
13	55	Craft-Bamboo Racir	43.133	911	Absolute Racing	45.966	61	ABSSA Motorsport	36.925	13	97	Solite Indigo Racing	2:05.946	2:06.087	0.141
14	912	Absolute Racing	43.151	918	Panther/AAS Motors	45.996	12	Audi Sport Asia Tea	36.958	14	75	T2 Motorsports	2:05.954	2:05.954	0.000
15	99	Craft-Bamboo Racir	43.201	12	Audi Sport Asia Tea	46.022	99	Craft-Bamboo Racir	36.974	15	12	Audi Sport Asia Team	2:06.001	2:06.314	0.313
16	17	Anstone Racing	43.258	61	ABSSA Motorsport	46.048	888	Triple Eight Race Er	37.003	16	61	ABSSA Motorsport	2:06.071	2:06.160	0.089
17	97	Solite Indigo Racing	43.260	99	Craft-Bamboo Racir	46.054	5	Phantom Pro Racing	37.049	17	99	Craft-Bamboo Racing	2:06.229	2:06.229	0.000
18	999	Audi Sport Asia Tea	43.351	5	Phantom Pro Racing	46.295	27	HubAuto Corsa	37.071	18	4	Zun Motorsport Crew	2:06.623	2:06.623	0.000
19	5	Phantom Pro Racing	43.405	75	T2 Motorsports	46.317	97	Solite Indigo Racing	37.075	19	5	Phantom Pro Racing	2:06.749	2:06.962	0.213
20	4	Zun Motorsport Crev	43.601	999	Audi Sport Asia Tea	46.318	4	Zun Motorsport Crev	37.127	20	999	Audi Sport Asia Team	2:06.810	2:06.810	0.000
21	51	AMAC Motorsport	43.694	66	Team iRace.Win	46.357	51	AMAC Motorsport	37.135	21	66	Team iRace.Win	2:06.954	2:07.336	0.382
22	66	Team iRace.Win	43.787	51	AMAC Motorsport	46.552	999	Audi Sport Asia Tea	37.141	22	51	AMAC Motorsport	2:07.381	2:07.827	0.446
23	7	Zun Motorsport Crev	44.547	7	Zun Motorsport Crev	47.335	7	Zun Motorsport Crev	37.810	23	7	Zun Motorsport Crew	2:09.692	2:09.692	0.000

Weather / Track : Bright / Dry

Results can be found at www.tsl-timing.com

Shanghai

Circuit Length = 5.451 km

Start: 13:14 Flag 13:29 End: 13:34

Printed - 13:36 Friday, 27 September 2019

Blancpain GT World Challenge Asia - GT3

QUALIFYING 2 - BEST SPEEDS

POS	NO	NAME	VMAX	KPH
1	8	ARN Racing		267.3
2	911	Absolute Racing		267.3
3	666	Vincenzo Sospiri Racing		266.6
4	13	Audi Sport Asia Team Absolute Racing		266.6
5	912	Absolute Racing		266.6
6	918	Panther/AAS Motorsport		266.6
7	75	T2 Motorsports		266.6
8	12	Audi Sport Asia Team Absolute Racing		266.0
9	999	Audi Sport Asia Team TSRT		266.0
10	66	Team iRace.Win		266.0
11	61	ABSSA Motorsport		265.3
12	51	AMAC Motorsport		265.3
13	910	JRM		264.7
14	55	Craft-Bamboo Racing		264.7
15	17	Anstone Racing		264.0
16	27	HubAuto Corsa		263.4
17	99	Craft-Bamboo Racing		263.4
18	5	Phantom Pro Racing		262.7
19	88	Craft-Bamboo Racing		262.1
20	97	Solite Indigo Racing		262.1
21	4	Zun Motorsport Crew		262.1
22	888	Triple Eight Race Engineering Australia		261.5
23	7	Zun Motorsport Crew		259.6

Weather / Track : Bright / Dry

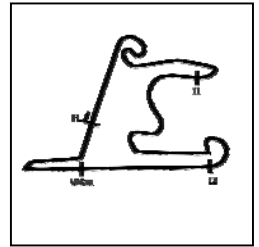
Results can be found at www.tsl-timing.com

Shanghai
Circuit Length = 5.451 km
Start: 13:14 Flag 13:29 End: 13:34

Printed - 13:36 Friday, 27 September 2019

Blancpain GT World Challenge Asia - GT3

QUALIFYING 2 - SECTOR ANALYSIS



SECTOR 1 = FL to I1, SECTOR 2 = I1 to I2, SECTOR 3 = I2 to I3, SECTOR 4 = I3 to FL, DIFF = Difference To Personal Best Lap, P = Crossed Finish Line in Pit Lane, D = Time Disallowed

P1 8 GT3PA ARN Racing		Porsche 911 GT3 R						
IDEAL LAP TIME : 2:05.000		BEST LAP TIME : 2:05.155		DIFFERENCE : 0.155				
D1: Hiroaki NAGAI		D2: Yuta KAMIMURA						
LAP	SECTOR 1	SECTOR 2	SECTOR 3	SPEED TRAP	LAP TIME	KPH	DIFF	TIME OF DAY
1 - D2	OUTLAP	51.782	39.017	262.7				13:17:49.054
2 - D2	45.147	50.664	39.067	252.3	2:14.878	(3)	145.49	9.723
3 - D2	43.294	46.105	36.538	267.3	2:05.937	(2)	155.82	0.782
4 - D2	42.716	45.746	36.693	266.6	2:05.155	(1)	156.79	
5 - D2	52.502	47.346	IN PIT	266.6	2:28.701	P	131.96	23.546

P2 910 GT3PA JRM		Porsche 911 GT3 R						
IDEAL LAP TIME : 2:05.177		BEST LAP TIME : 2:05.305		DIFFERENCE : 0.128				
D1: Chao LI		D2: Chris VAN DER DRIFT						
LAP	SECTOR 1	SECTOR 2	SECTOR 3	SPEED TRAP	LAP TIME	KPH	DIFF	TIME OF DAY
1 - D2	OUTLAP	47.280	37.403	264.7				13:16:28.630
2 - D2	42.776	45.786	36.743	262.7	2:05.305	(1)	156.60	13:18:33.935
3 - D2	42.909	46.234	36.828	264.7	2:05.971	(3)	155.77	0.666
4 - D2	42.670	46.076	IN PIT	262.1	2:10.894	P	149.91	5.589
5 - D2	OUTLAP	46.998	37.090	257.7	3:36.389		90.68	1:31.084
6 - D2	42.648	46.068	36.781	262.7	2:05.497	(2)	156.36	0.192
7 - D2	42.648	51.564	IN PIT	206.5	2:25.804	P	134.58	20.499

P3 666 GT3PA Vincenzo Sospiri Racing		Lamborghini Huracan GT3 EVO						
IDEAL LAP TIME : 2:05.244		BEST LAP TIME : 2:05.321		DIFFERENCE : 0.077				
D1: Alex AU		D2: Frederik SCHANDORFF						
LAP	SECTOR 1	SECTOR 2	SECTOR 3	SPEED TRAP	LAP TIME	KPH	DIFF	TIME OF DAY
1 - D2	OUTLAP	47.148	37.948	256.5				13:16:14.195
2 - D2	43.019	45.784	36.793	266.6	2:05.596	(2)	156.24	0.275
3 - D2	42.939	46.242	IN PIT	266.6	2:11.733	P	148.96	6.412
4 - D2	OUTLAP	47.493	37.473	257.1	3:30.196		93.35	1:24.875
5 - D2	43.489	48.247	39.673	177.0	2:11.409	(3)	149.33	6.088
6 - D2	42.805	45.861	36.655	264.0	2:05.321	(1)	156.58	13:28:18.450
7 - D2	44.064	49.406	IN PIT	264.7	2:20.503	P	139.66	15.182

P4 13 GT3PA Audi Sport Asia Team Absolute Racing		Audi R8 LMS GT3 2019						
IDEAL LAP TIME : 2:05.337		BEST LAP TIME : 2:05.420		DIFFERENCE : 0.083				
D1: Jingzu SUN		D2: Congfu CHENG						
LAP	SECTOR 1	SECTOR 2	SECTOR 3	SPEED TRAP	LAP TIME	KPH	DIFF	TIME OF DAY
1 - D2	OUTLAP	51.848	46.241	167.4				13:16:41.411
2 - D2	42.976	45.846	36.598	266.0	2:05.420	(1)	156.46	13:18:46.831
3 - D2	42.893	46.160	36.704	266.6	2:05.757	(2)	156.04	0.337
4 - D2	43.370	46.436	IN PIT	264.0	2:13.397	P	147.10	7.977
5 - D2	OUTLAP	47.307	42.536	224.0	3:45.844		86.89	1:40.424
6 - D2	42.946	45.867	37.043	266.6	2:05.856	(3)	155.92	0.436
7 - D2	43.185	45.947	37.242	262.7	2:06.374		155.28	0.954

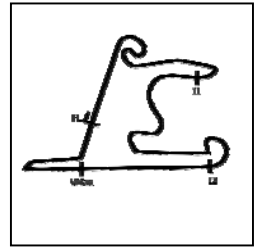
P5 88 GT3PA Craft-Bamboo Racing		Mercedes-AMG GT3						
IDEAL LAP TIME : 2:05.387		BEST LAP TIME : 2:05.516		DIFFERENCE : 0.129				
D1: Jeffrey LEE		D2: Alessio PICARIELLO						
LAP	SECTOR 1	SECTOR 2	SECTOR 3	SPEED TRAP	LAP TIME	KPH	DIFF	TIME OF DAY
1 - D2	OUTLAP	49.981	44.494	194.2				13:16:30.501
2 - D2	43.240	46.299	36.830	260.2	2:06.369		155.28	0.853
3 - D2	43.206	45.868	36.888	260.8	2:05.962	(3)	155.78	0.446
4 - D2	43.000	46.074	IN PIT	261.5	2:11.679	P	149.02	6.163
5 - D2	OUTLAP	46.385	37.707	255.3	3:10.632		102.93	1:05.116
6 - D2	43.123	45.577	36.887	260.8	2:05.587	(2)	156.25	0.071
7 - D2	42.980	45.645	36.891	262.1	2:05.516	(1)	156.34	13:30:16.246

Weather / Track : Bright / Dry

Shanghai
Circuit Length = 5.451 km
Start: 13:14 Flag 13:29 End: 13:34

Blancpain GT World Challenge Asia - GT3

QUALIFYING 2 - SECTOR ANALYSIS



SECTOR 1 = FL to I1, SECTOR 2 = I1 to I2 SECTOR 3 = I2 to I3, SECTOR 4 = I3 to FL, DIFF = Difference To Personal Best Lap, P = Crossed Finish Line in Pit Lane, D = Time Disallowed

P6 912 GT3S Absolute Racing		Porsche 911 GT3 R						
IDEAL LAP TIME : 2:05.488		BEST LAP TIME : 2:05.546		DIFFERENCE : 0.058				
D1: Yuan BO		D2: Leo Ye HONGLI						
LAP	SECTOR 1	SECTOR 2	SECTOR 3	SPEED TRAP	LAP TIME	KPH	DIFF	TIME OF DAY
1 - D2	OUTLAP	48.527	43.281	205.7				13:16:24.129
2 - D2	43.265	45.771	36.759	265.3	2:05.795 (2)	155.99	0.249	13:18:29.924
3 - D2	43.236	46.061	IN PIT	265.3	2:12.364 P	148.25	6.818	13:20:42.288
4 - D2	OUTLAP	50.770	49.245	147.5	3:38.185	89.94	1:32.639	13:24:20.473
5 - D2	44.604	47.422	38.845	253.5	2:10.871 (3)	149.94	5.325	13:26:31.344
6 - D2	43.151	45.829	36.566	266.6	2:05.546 (1)	156.30		13:28:36.890
7 - D2	45.357	47.091	IN PIT	239.4	2:18.000 P	142.20	12.454	13:30:54.890

P7 918 GT3PA Panther/AAS Motorsport		Porsche 911 GT3 R						
IDEAL LAP TIME : 2:05.521		BEST LAP TIME : 2:05.569		DIFFERENCE : 0.048				
D1: Vutthikorn INTHRAPHUVA		D2: Alexandre IMPERATORI						
LAP	SECTOR 1	SECTOR 2	SECTOR 3	SPEED TRAP	LAP TIME	KPH	DIFF	TIME OF DAY
1 - D2	OUTLAP	50.127	42.897	226.8				13:16:26.542
2 - D2	43.001	50.201	42.170	224.0	2:15.372	144.96	9.803	13:18:41.914
3 - D2	42.966	46.081	36.749	265.3	2:05.796 (2)	155.99	0.227	13:20:47.710
4 - D2	43.556	47.004	IN PIT	262.1	2:13.695 P	146.77	8.126	13:23:01.405
5 - D2	OUTLAP	49.555	40.738	236.3	3:14.900	100.68	1:09.331	13:26:16.305
6 - D2	43.090	46.118	36.722	262.7	2:05.930 (3)	155.82	0.361	13:28:22.235
7 - D2	42.803	45.996	36.770	266.6	2:05.569 (1)	156.27		13:30:27.804

P8 911 GT3S Absolute Racing		Porsche 911 GT3 R						
IDEAL LAP TIME : 2:05.536		BEST LAP TIME : 2:05.673		DIFFERENCE : 0.137				
D1: Tanart SATHIENTHIRAKUI		D2: Philip HAMPRECHT						
LAP	SECTOR 1	SECTOR 2	SECTOR 3	SPEED TRAP	LAP TIME	KPH	DIFF	TIME OF DAY
1 - D2	OUTLAP	51.312	46.773	184.6				13:16:32.309
2 - D2	43.666	46.062	36.896	263.4	2:06.624	154.97	0.951	13:18:38.933
3 - D2	42.925	46.209	36.725	262.7	2:05.859 (3)	155.91	0.186	13:20:44.792
4 - D2	43.331	46.590	IN PIT	263.4	2:12.399 P	148.21	6.726	13:22:57.191
5 - D2	OUTLAP	48.291	41.949	252.3	3:20.941	97.65	1:15.268	13:26:18.132
6 - D2	43.016	45.966	36.691	264.7	2:05.673 (1)	156.14		13:28:23.805
7 - D2	42.879	46.104	36.819	267.3	2:05.802 (2)	155.98	0.129	13:30:29.607

P9 888 GT3PA Triple Eight Race Engineering Australia		Mercedes-AMG GT3						
IDEAL LAP TIME : 2:05.528		BEST LAP TIME : 2:05.743		DIFFERENCE : 0.215				
D1: HH Prince Abdul Rahman		D2: Shane VAN GISBERGEN						
LAP	SECTOR 1	SECTOR 2	SECTOR 3	SPEED TRAP	LAP TIME	KPH	DIFF	TIME OF DAY
1 - D2	OUTLAP	47.995	38.889	233.7				13:16:57.655
2 - D2	42.982	45.643	37.124	261.5	2:05.749 (2)	156.05	0.006	13:19:03.404
3 - D2	44.269	46.703	IN PIT	260.8	2:14.497 P	145.90	8.754	13:21:17.901
4 - D2	OUTLAP	48.149	37.887	254.1	3:13.929	101.18	1:08.186	13:24:31.830
5 - D2	43.982	46.536	39.175	248.8	2:09.693 (3)	151.30	3.950	13:26:41.523
6 - D2	43.197	45.543	37.003	261.5	2:05.743 (1)	156.06		13:28:47.266
7 - D2	43.205	50.993	IN PIT	164.3	2:28.275 P	132.34	22.532	13:31:15.541

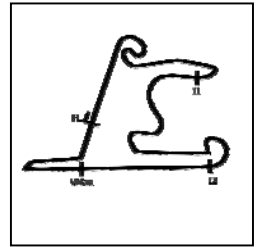
P10 55 GT3PA Craft-Bamboo Racing		Mercedes-AMG GT3						
IDEAL LAP TIME : 2:05.703		BEST LAP TIME : 2:05.836		DIFFERENCE : 0.133				
D1: Daniel AU		D2: Melvin MOH						
LAP	SECTOR 1	SECTOR 2	SECTOR 3	SPEED TRAP	LAP TIME	KPH	DIFF	TIME OF DAY
1 - D2	OUTLAP	52.361	49.773	171.4				13:16:45.975
2 - D2	43.716	50.079	37.273	260.2	2:11.068	149.72	5.232	13:18:57.043
3 - D2	43.288	45.867	36.877	264.7	2:06.032 (2)	155.70	0.196	13:21:03.075
4 - D2	43.978	46.830	IN PIT	262.1	2:14.589 P	145.80	8.753	13:23:17.664
5 - D2	OUTLAP	46.813	37.541	260.8	3:26.735	94.92	1:20.899	13:26:44.399
6 - D2	43.264	45.693	36.879	263.4	2:05.836 (1)	155.94		13:28:50.235
7 - D2	43.133	46.078	36.882	263.4	2:06.093 (3)	155.62	0.257	13:30:56.328

Weather / Track : Bright / Dry

Shanghai
Circuit Length = 5.451 km
Start: 13:14 Flag 13:29 End: 13:34

Blancpain GT World Challenge Asia - GT3

QUALIFYING 2 - SECTOR ANALYSIS



SECTOR 1 = FL to I1, SECTOR 2 = I1 to I2 SECTOR 3 = I2 to I3, SECTOR 4 = I3 to FL, DIFF = Difference To Personal Best Lap, P = Crossed Finish Line in Pit Lane, D = Time Disallowed

P11 27 GT3S HubAuto Corsa				Ferrari 488 GT3				
IDEAL LAP TIME : 2:05.797		BEST LAP TIME : 2:05.940		DIFFERENCE : 0.143				
D1: Yuya SAKAMOTO		D2: Marcos GOMES						
LAP	SECTOR 1	SECTOR 2	SECTOR 3	SPEED TRAP	LAP TIME	KPH	DIFF	TIME OF DAY
1 - D2		49.571	40.186	216.8				13:16:20.753
2 - D2	43.815	48.154	40.111	231.2	2:12.080 (3)	148.57	6.140	13:18:32.833
3 - D2	42.866	45.860	37.214	263.4	2:05.940 (1)	155.81		13:20:38.773
4 - D2	42.930	46.208	46.126	141.1	2:15.264	145.07	9.324	13:22:54.037
5 - D2	43.183	48.740	41.161	222.2	2:13.084	147.45	7.144	13:25:07.121
6 - D2	43.041	46.413	37.071	262.1	2:06.525 (2)	155.09	0.585	13:27:13.646
7 - D2	45.780	49.715	IN PIT	225.0	2:25.625 P	134.75	19.685	13:29:39.271

P12 75 GT3PA T2 Motorsports				Ferrari 488 GT3				
IDEAL LAP TIME : 2:05.954		BEST LAP TIME : 2:05.954		DIFFERENCE : 0.000				
D1: David TJIPTOBIANTORO		D2: Rio HARYANTO						
LAP	SECTOR 1	SECTOR 2	SECTOR 3	SPEED TRAP	LAP TIME	KPH	DIFF	TIME OF DAY
1 - D2	OUTLAP	48.376	49.147	136.0				13:16:39.484
2 - D2	42.967	46.317	36.670	266.6	2:05.954 (1)	155.79		13:18:45.438
3 - D2	43.049	46.671	40.612	236.8	2:10.332 (2)	150.56	4.378	13:20:55.770
4 - D2	43.400	47.570	39.796	187.1	2:10.766 (3)	150.06	4.812	13:23:06.536
5 - D2	43.879	49.156	IN PIT	227.3	2:22.877 P	137.34	16.923	13:25:29.413

P13 17 GT3PA Anstone Racing				Mercedes-AMG GT3				
IDEAL LAP TIME : 2:05.747		BEST LAP TIME : 2:06.020		DIFFERENCE : 0.273				
D1: Xu WEI		D2: Naoki YOKOMIZO						
LAP	SECTOR 1	SECTOR 2	SECTOR 3	SPEED TRAP	LAP TIME	KPH	DIFF	TIME OF DAY
1 - D2	OUTLAP	46.846	38.691	260.2				13:18:11.490
2 - D2	43.258	45.967	36.795	264.0	2:06.020 (1)	155.71		13:20:17.510
3 - D2	43.272	46.079	36.973	262.7	2:06.324 (3)	155.34	0.304	13:22:23.834
4 - D2	44.422	47.286	IN PIT	262.7	2:16.026 P	144.26	10.006	13:24:39.860
5 - D2	OUTLAP	47.440	37.405	260.8	3:13.238	101.55	1:07.218	13:27:53.098
6 - D2	43.569	45.743	36.746	263.4	2:06.058 (2)	155.67	0.038	13:29:59.156

P14 97 GT3S Solite Indigo Racing				Mercedes-AMG GT3				
IDEAL LAP TIME : 2:05.946		BEST LAP TIME : 2:06.087		DIFFERENCE : 0.141				
D1: Roelof BRUINS		D2: Manuel METZGER						
LAP	SECTOR 1	SECTOR 2	SECTOR 3	SPEED TRAP	LAP TIME	KPH	DIFF	TIME OF DAY
1 - D2		46.844	37.476	256.5				13:16:11.853
2 - D2	43.292	45.611	37.184	260.2	2:06.087 (1)	155.63		13:18:17.940
3 - D2	43.272	45.770	37.075	262.1	2:06.117 (2)	155.59	0.030	13:20:24.057
4 - D2	43.260	46.159	IN PIT	185.5	2:19.734 P	140.43	13.647	13:22:43.791
5 - D2	OUTLAP	47.114	41.286	230.2	4:14.853	76.99	2:08.766	13:26:58.644
6 - D2	43.311	46.107	37.099	260.8	2:06.517 D	155.10	0.430	13:29:05.161

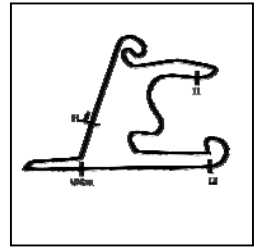
P15 61 GT3PA ABSSA Motorsport				McLaren 720S GT3				
IDEAL LAP TIME : 2:06.071		BEST LAP TIME : 2:06.160		DIFFERENCE : 0.089				
D1: Piti BHIROMBHAKDI		D2: Keita SAWA						
LAP	SECTOR 1	SECTOR 2	SECTOR 3	SPEED TRAP	LAP TIME	KPH	DIFF	TIME OF DAY
1 - D2	OUTLAP	48.343	45.524	260.2				13:18:02.925
2 - D2	43.378	46.048	37.312	264.0	2:06.738 (3)	154.83	0.578	13:20:09.663
3 - D2	43.098	46.137	36.925	265.3	2:06.160 (1)	155.54		13:22:15.823
4 - D2	43.177	46.253	36.954	264.7	2:06.384 (2)	155.26	0.224	13:24:22.207
5 - D2	43.633	51.418	IN PIT	216.8	2:24.360 P	135.93	18.200	13:26:46.567

Weather / Track : Bright / Dry

Shanghai
Circuit Length = 5.451 km
Start: 13:14 Flag 13:29 End: 13:34

Blancpain GT World Challenge Asia - GT3

QUALIFYING 2 - SECTOR ANALYSIS



SECTOR 1 = FL to I1, SECTOR 2 = I1 to I2, SECTOR 3 = I2 to I3, SECTOR 4 = I3 to FL, DIFF = Difference To Personal Best Lap, P = Crossed Finish Line in Pit Lane, D = Time Disallowed

P16 99 GT3S Craft-Bamboo Racing				Mercedes-AMG GT3				
IDEAL LAP TIME : 2:06.229		BEST LAP TIME : 2:06.229		DIFFERENCE : 0.000				
D1: Christina NIELSEN		D2: Darryl O'YOUNG						
LAP	SECTOR 1	SECTOR 2	SECTOR 3	SPEED TRAP	LAP TIME	KPH	DIFF	TIME OF DAY
1 - D2	OUTLAP	49.581	49.170	173.0				13:16:36.412
2 - D2	43.460	46.268	37.298	263.4	2:07.026 (2)	154.48	0.797	13:18:43.438
3 - D2	48.297	51.559	IN PIT	260.8	2:23.696 P	136.56	17.467	13:21:07.134
4 - D2	OUTLAP	48.094	38.767	237.3	3:46.488	86.64	1:40.259	13:24:53.622
5 - D2	44.002	46.728	37.170	260.8	2:07.900 (3)	153.42	1.671	13:27:01.522
6 - D2	43.201	46.054	36.974	263.4	2:06.229 (1)	155.46		13:29:07.751

P17 12 GT3S Audi Sport Asia Team Absolute Racing				Audi R8 LMS GT3 2019				
IDEAL LAP TIME : 2:06.001		BEST LAP TIME : 2:06.314		DIFFERENCE : 0.313				
D1: Martin RUMP		D2: Weiron TAN						
LAP	SECTOR 1	SECTOR 2	SECTOR 3	SPEED TRAP	LAP TIME	KPH	DIFF	TIME OF DAY
1 - D2	OUTLAP	48.253	38.743	218.6				13:16:18.585
2 - D2	43.428	46.149	37.123	264.0	2:06.700	154.88	0.386	13:18:25.285
3 - D2	43.257	46.192	36.970	265.3	2:06.419 (2)	155.22	0.105	13:20:31.704
4 - D2	43.334	47.007	IN PIT	264.7	2:13.203 P	147.32	6.889	13:22:44.907
5 - D2	OUTLAP	47.046	40.429	239.4	3:37.994	90.01	1:31.680	13:26:22.901
6 - D2	43.334	46.022	36.958	263.4	2:06.314 (1)	155.35		13:28:29.215
7 - D2	43.021	46.347	37.053	266.0	2:06.421 (3)	155.22	0.107	13:30:35.636

P18 4 GT3S Zun Motorsport Crew				Mercedes-AMG GT3				
IDEAL LAP TIME : 2:06.623		BEST LAP TIME : 2:06.623		DIFFERENCE : 0.000				
D1: Adderly FONG		D2: Josh BURDON						
LAP	SECTOR 1	SECTOR 2	SECTOR 3	SPEED TRAP	LAP TIME	KPH	DIFF	TIME OF DAY
1 - D2	OUTLAP	54.900	42.156	230.2				13:17:41.275
2 - D2	43.601	45.895	37.127	262.1	2:06.623 (1)	154.97		13:19:47.898
3 - D2	47.887	50.153	37.989	258.3	2:16.029 (2)	144.26	9.406	13:22:03.927
4 - D2	43.735	53.844	IN PIT	232.7	2:25.751 P	134.63	19.128	13:24:29.678

P19 999 GT3S Audi Sport Asia Team TSRT				Audi R8 LMS GT3 2019				
IDEAL LAP TIME : 2:06.810		BEST LAP TIME : 2:06.810		DIFFERENCE : 0.000				
D1: Weian CHEN		D2: Rahel FREY						
LAP	SECTOR 1	SECTOR 2	SECTOR 3	SPEED TRAP	LAP TIME	KPH	DIFF	TIME OF DAY
1 - D2	OUTLAP	47.965	38.139	258.9				13:17:31.905
2 - D2	43.351	46.318	37.141	266.0	2:06.810 (1)	154.74		13:19:38.715
3 - D2	43.400	49.120	38.600	246.0	2:11.120 (3)	149.66	4.310	13:21:49.835
4 - D2	43.396	47.105	38.076	262.1	2:08.577 (2)	152.62	1.767	13:23:58.412
5 - D2	43.378	49.757	IN PIT	257.1	2:18.158 P	142.03	11.348	13:26:16.570

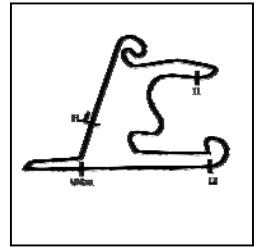
P20 5 GT3AM Phantom Pro Racing				Mercedes-AMG GT3				
IDEAL LAP TIME : 2:06.749		BEST LAP TIME : 2:06.962		DIFFERENCE : 0.213				
D1: Chris On CHIA		D2: Wei LU						
LAP	SECTOR 1	SECTOR 2	SECTOR 3	SPEED TRAP	LAP TIME	KPH	DIFF	TIME OF DAY
1 - D2	OUTLAP	51.945	51.529	96.2				13:16:51.353
2 - D2	44.607	56.638	37.471	260.8	2:18.716 (2)	141.46	11.754	13:19:10.069
3 - D2	43.618	46.295	37.049	262.7	2:06.962 (1)	154.56		13:21:17.031
4 - D2	43.405	46.344	IN PIT	261.5	2:16.903 P	143.33	9.941	13:23:33.934

Weather / Track : Bright / Dry

Shanghai
Circuit Length = 5.451 km
Start: 13:14 Flag 13:29 End: 13:34

Blancpain GT World Challenge Asia - GT3

QUALIFYING 2 - SECTOR ANALYSIS



SECTOR 1 = FL to I1, SECTOR 2 = I1 to I2 SECTOR 3 = I2 to I3, SECTOR 4 = I3 to FL, DIFF = Difference To Personal Best Lap, P = Crossed Finish Line in Pit Lane, D = Time Disallowed

P21 66 GT3AM Team iRace.Win		Mercedes-AMG GT3						
IDEAL LAP TIME : 2:06.954		BEST LAP TIME : 2:07.336		DIFFERENCE : 0.382				
D1: Nan LIN		D2: Heng MIN						
LAP	SECTOR 1	SECTOR 2	SECTOR 3	SPEED TRAP	LAP TIME	KPH	DIFF	TIME OF DAY
1 - D2	OUTLAP	50.346	41.068	219.9				13:16:41.929
2 - D2	43.940	46.639	36.810	266.0	2:07.389 D	154.04	0.053	13:18:49.318
3 - D2	44.099	47.669	41.217	219.9	2:12.985	147.56	5.649	13:21:02.303
4 - D2	43.787	46.800	37.245	264.0	2:07.832 (2)	153.51	0.496	13:23:10.135
5 - D2	43.870	46.655	37.333	263.4	2:07.858 (3)	153.47	0.522	13:25:17.993
6 - D2	43.840	46.357	37.139	264.0	2:07.336 (1)	154.10		13:27:25.329
7 - D2	46.389	51.397	IN PIT	182.1	2:34.272 P	127.20	26.936	13:29:59.601

P22 51 GT3AM AMAC Motorsport		Lamborghini Huracan GT3 EVO						
IDEAL LAP TIME : 2:07.381		BEST LAP TIME : 2:07.827		DIFFERENCE : 0.446				
D1: Andrew MACPHERSON		D2: William Ben PORTER						
LAP	SECTOR 1	SECTOR 2	SECTOR 3	SPEED TRAP	LAP TIME	KPH	DIFF	TIME OF DAY
1 - D2	OUTLAP	49.661	43.350	219.0				13:17:13.995
2 - D2	44.701	46.739	37.327	264.0	2:08.767	152.39	0.940	13:19:22.762
3 - D2	43.952	47.030	37.378	265.3	2:08.360	152.87	0.533	13:21:31.122
4 - D2	44.206	47.176	37.393	260.8	2:08.775	152.38	0.948	13:23:39.897
5 - D2	43.932	46.552	37.642	262.7	2:08.126 (3)	153.15	0.299	13:25:48.023
6 - D2	43.754	46.797	37.444	264.7	2:07.995 (2)	153.31	0.168	13:27:56.018
7 - D2	43.694	46.998	37.135	264.0	2:07.827 (1)	153.51		13:30:03.845

P23 7 GT3AM Zun Motorsport Crew		Mercedes-AMG GT3						
IDEAL LAP TIME : 2:09.692		BEST LAP TIME : 2:09.692		DIFFERENCE : 0.000				
D1: Yi Ming LIN		D2: Ka Chun MA						
LAP	SECTOR 1	SECTOR 2	SECTOR 3	SPEED TRAP	LAP TIME	KPH	DIFF	TIME OF DAY
1 - D2	OUTLAP	51.237	43.176	172.5				13:17:08.286
2 - D2	44.838	47.795	37.862	258.9	2:10.495 (2)	150.37	0.803	13:19:18.781
3 - D2	44.547	47.335	37.810	259.6	2:09.692 (1)	151.30		13:21:28.473
4 - D2	44.757	1:11.015	IN PIT	252.9	2:43.415 P	120.08	33.723	13:24:11.888
5 - D2	OUTLAP	48.106	38.203	257.7	3:49.782	85.40	1:40.090	13:28:01.670
6 - D2	45.167	47.934	38.080	258.9	2:11.181 (3)	149.59	1.489	13:30:12.851

Blancpain GT World Challenge Asia - GT3

QUALIFYING 2 - STATISTICS

Competitors Started 23
Planned Start 2019-09-27 @ 13:14:00.000
Actual Start 2019-09-27 @ 13:14:00.591
Finish Time 2019-09-27 @ 13:29:00.619
Track Length 5.451km
Total Laps 144
Total Distance Covered 784.944km

Session Fastest Lap History

NO	CL	NAME	LAP TIME	TIME OF DAY	LAP	VEHICLE
97	GT3S	Solite Indigo Racing <i>M. METZGER</i>	2:06.087	13:18:17.959	2	Mercedes-AMG GT3
666	GT3PA	Vincenzo Sospiri Racing <i>F. SCHANDORFF</i>	2:05.596	13:18:19.811	2	Lamborghini Huracan GT3
910	GT3PA	JRM <i>C. VAN DER DRIFT</i>	2:05.305	13:18:33.955	2	Porsche 911 GT3 R
8	GT3PA	ARN Racing <i>Y. KAMIMURA</i>	2:05.155	13:24:15.046	4	Porsche 911 GT3 R

Flag History

TYPE	TIME OF DAY
GREEN	13:14:00.591
FINISH	13:29:00.619

Flag Statistics

TYPE	COUNT	TOTAL LAPS	TOTAL TIME
Green	1	7	20:04.152
Red	0	0	0.000
Safety Car	0	0	0.000
FCY	0	0	0.000

Blancpain GT World Challenge Asia - GT3

QUALIFYING 2 - STATISTICS

CLASS : GT3S

8 Starters

Fastest Lap History

NO	NAME	LAP TIME	TIME OF DAY	LAP	VEHICLE
97	Solite Indigo Racing <i>M. METZGER</i>	2:06.087	13:18:17.959	2	Mercedes-AMG GT3
912	Absolute Racing <i>L. HONGLI</i>	2:05.795	13:18:29.942	2	Porsche 911 GT3 R
911	Absolute Racing <i>P. HAMPRECHT</i>	2:05.673	13:28:23.823	6	Porsche 911 GT3 R
912	Absolute Racing <i>L. HONGLI</i>	2:05.546	13:28:36.911	6	Porsche 911 GT3 R

Weather / Track : Bright / Dry

Results can be found at www.tsl-timing.com

Page 2 of 4

Shanghai
Circuit Length = 5.451 km
Start: 13:14 Flag 13:29 End: 13:34
Printed - 13:37 Friday, 27 September 2019

Blancpain GT World Challenge Asia - GT3

QUALIFYING 2 - STATISTICS

CLASS : GT3PA

11 Starters

Fastest Lap History

NO	NAME	LAP TIME	TIME OF DAY	LAP	VEHICLE
666	Vincenzo Sospiri Racing <i>F. SCHANDORFF</i>	2:05.596	13:18:19.811	2	Lamborghini Huracan GT3 EVO
910	JRM <i>C. VAN DER DRIFT</i>	2:05.305	13:18:33.955	2	Porsche 911 GT3 R
8	ARN Racing <i>Y. KAMIMURA</i>	2:05.155	13:24:15.046	4	Porsche 911 GT3 R

Weather / Track : Bright / Dry

Results can be found at www.tsl-timing.com

Page 3 of 4

Shanghai
Circuit Length = 5.451 km
Start: 13:14 Flag 13:29 End: 13:34
Printed - 13:37 Friday, 27 September 2019

Blancpain GT World Challenge Asia - GT3

QUALIFYING 2 - STATISTICS

CLASS : GT3AM

4 Starters

Fastest Lap History

NO	NAME	LAP TIME	TIME OF DAY	LAP	VEHICLE
5	Phantom Pro Racing <i>W. LU</i>	2:18.716	13:19:10.087	2	Mercedes-AMG GT3
7	Zun Motorsport Crew <i>K. MA</i>	2:10.495	13:19:18.799	2	Mercedes-AMG GT3
51	AMAC Motorsport <i>W. PORTER</i>	2:08.767	13:19:22.774	2	Lamborghini Huracan GT3 EVO
5	Phantom Pro Racing <i>W. LU</i>	2:06.962	13:21:17.049	3	Mercedes-AMG GT3

Weather / Track : Bright / Dry

Results can be found at www.tsl-timing.com

Page 4 of 4

Shanghai
Circuit Length = 5.451 km
Start: 13:14 Flag 13:29 End: 13:34

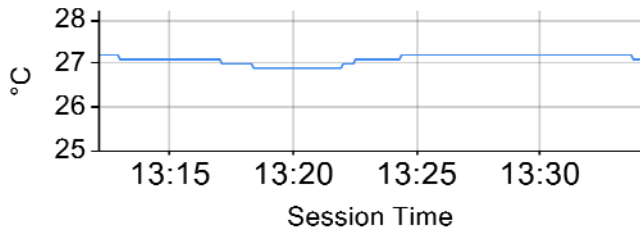
Printed - 13:37 Friday, 27 September 2019

Blancpain GT World Challenge Asia - GT3

QUALIFYING 2 - WEATHER CONDITIONS

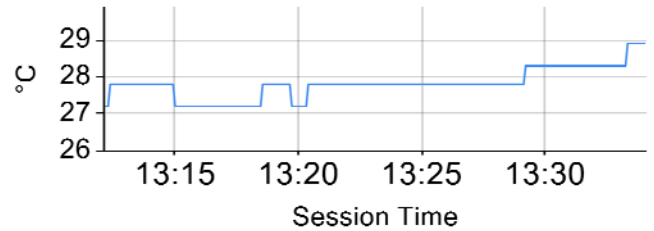
Air Temperature

Min: 26.9°C Max: 27.2°C



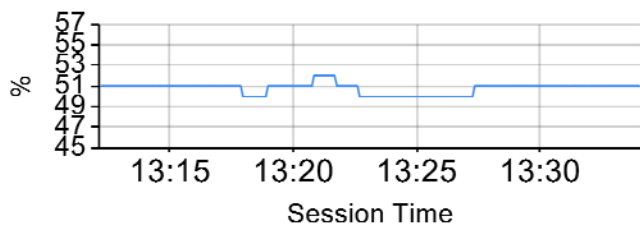
Track Temperature

Min: 27.2°C Max: 28.9°C



Humidity

Min: 50% Max: 52%



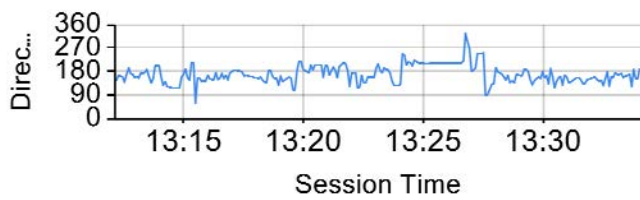
Daily Rainfall

Min: 0mm Max: 0mm



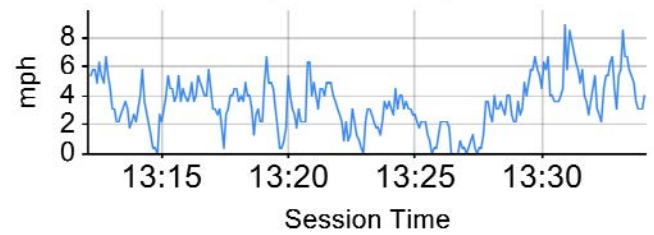
Wind Direction

North = 0/360, East = 90, South = 180, West = 270



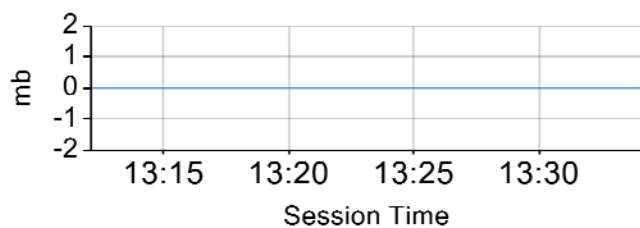
Wind Speed

Min: 0mph Max: 8.9mph




Barometric Pressure

Min: 0mb Max: 0mb



Blancpain GT World Challenge Asia

RACE 1 - GRID (60 minutes) - FINAL

ROW 15	29	199 Keo CHANG 2:19.385 Team iRace.Win	30	81 Takayuki KINOSHITA 2:19.473 BMW Team Studie
ROW 14	27	111 Setiawan SANTOSO 2:18.608 Team iRace.Win	28	77 Jean-Marc MERLIN 2:18.874 Craft-Bamboo Racing
ROW 13	25	11 Brian LEE 2:18.005 GTO Racing with TTR	26	82 Sunako JUKUCHOU 2:18.331 BMW Team Studie
ROW 12	23	55 Daniel AU 2:17.279 Craft-Bamboo Racing		
ROW 11	21	51 Andrew MACPHERSON 2:11.735 AMAC Motorsport	22	7 Yi Ming LIN 2:12.959 Zun Motorsport Crew
ROW 10	19	66 Nan LIN 2:09.676 Team iRace.Win	20	888 HH Prince Abdul Rahman IBRAHIM 2:09.936 Triple Eight Race Engineering Australia
ROW 9	17	88 Jeffrey LEE 2:08.649 Craft-Bamboo Racing	18	17 Xu WEI 2:08.791 Anstone Racing
ROW 8	15	61 Piti BHIROMBHAKDI 2:08.450 ABSSA Motorsport	16	910 Chao LI 2:08.457 JRM
ROW 7	13	75 David TJIPTOBIANTORO 2:08.306 T2 Motorsports	14	99 Christina NIELSEN 2:08.359 Craft-Bamboo Racing
ROW 6	11	13 Jingzu SUN 2:07.485 Audi Sport Asia Team Absolute Racing	12	8 Hiroaki NAGAI 2:07.858 ARN Racing
ROW 5	9	666 Alex AU 2:07.278 Vincenzo Sospiri Racing	10	912 Yuan BO 2:07.323 Absolute Racing
ROW 4	7	97 Roelof BRUINS 2:07.119 Solite Indigo Racing	8	4 Adderly FONG 2:07.210 Zun Motorsport Crew
ROW 3	5	999 Weian CHEN 2:06.837 Audi Sport Asia Team TSRT	6	5 Chris On CHIA 2:07.027 Phantom Pro Racing
ROW 2	3	27 Yuya SAKAMOTO 2:06.573 HubAuto Corsa	4	918 Vutthikom INTHRAPHUVASAK 2:06.745 Panther/AAS Motorsport
ROW 1	1	12 Martin RUMP 2:06.261 Audi Sport Asia Team Absolute Racing	2	911 Tanart SATHIENTHIRAKUL 2:06.420 Absolute Racing
Pole				
				

Shanghai
 Circuit Length = 5.451 km

Race Director : Ravin	Stewards :	Timekeeper :
-----------------------	------------	--------------

Results can be found at www.tsl-timing.com

Printed - 14:53 Friday, 27 September 2019

Blancpain GT World Challenge Asia

RACE 1 - CLASSIFICATION - FINAL

POS	NO	CL	PIC	TEAM / DRIVERS	CAR	LAPS	TIME	GAP	DIFF	KPH	BEST	ON
1	12	GT3S	1	Audi Sport Asia Team Absolute Racing (CHN) Martin RUMP (EST) / Weiron TAN (MYS)	Audi R8 LMS GT3 2019	27	1:02:08.465			142.10	2:07.302	7
2	27	GT3S	2	HubAuto Corsa (TPE) Yuya SAKAMOTO (JPN) / Marcos GOMES (BRA)	Ferrari 488 GT3	27	1:02:12.018	3.553	3.553	141.97	2:07.424	15
3	911	GT3S	3	Absolute Racing (CHN) Tanart SATHIENTHIRAKUL (THA) / Philip HAMPRECHT (DEU)	Porsche 911 GT3 R	27	1:02:25.031	16.566	13.013	141.47	2:07.565	5
4	97	GT3S	4	Solite Indigo Racing (KOR) Roelof BRUINS (KOR) / Manuel METZGER (DEU)	Mercedes-AMG GT3	27	1:02:33.731	25.266	8.700	141.14	2:08.310	19
5	999	GT3S	5	Audi Sport Asia Team TSRT (CHN) Weian CHEN (CHN) / Rahel FREY (CHE)	Audi R8 LMS GT3 2019	27	1:02:43.423	34.958	9.692	140.78	2:07.979	5
6	918	GT3PA	1	Panther/AAS Motorsport (CHN) Vutthikorn INTRAPHUVASAK (THA) / Alexandre IMPERATORI (CHE)	Porsche 911 GT3 R	27	1:02:43.436	34.971	0.013	140.78	2:07.388	16
7	61	GT3PA	2	ABSSA Motorsport (JPN) Pili BHIROMBHAKDI (THA) / Keita SAWA (JPN)	McLaren 720S GT3	27	1:02:45.763	37.298	2.327	140.69	2:07.428	16
8	13	GT3PA	3	Audi Sport Asia Team Absolute Racing (CHN) Jingzu SUN (CHN) / Congfu CHENG (CHN)	Audi R8 LMS GT3 2019	27	1:02:52.342	43.877	6.579	140.45	2:08.126	14
9	4	GT3S	6	Zun Motorsport Crew (CHN) Adderly FONG (HKG) / Josh BURDON (AUS)	Mercedes-AMG GT3	27	1:02:56.935	48.470	4.593	140.28	2:08.219	16
10	910	GT3PA	4	JRM (CHN) Chao LI (CHN) / Chris VAN DER DRIFT (NZL)	Porsche 911 GT3 R	27	1:03:00.297	51.832	3.362	140.15	2:06.935	13
11	912	GT3S	7	Absolute Racing (CHN) Yuan BO (CHN) / Leo Ye HONGLI (CHN)	Porsche 911 GT3 R	27	1:03:03.735	55.270	3.438	140.03	2:07.259	17
12	888	GT3PA	5	Triple Eight Race Engineering Australia (AUS) HH Prince Abdul Rahman IBRAHIM (MYS) / Shane VAN GISBERGEN	Mercedes-AMG GT3	27	1:03:05.665	57.200	1.930	139.95	2:08.005	17
13	99	GT3S	8	Craft-Bamboo Racing (HKG) Christina NIELSEN (DNK) / Darryl O'YOUNG (HKG)	Mercedes-AMG GT3	27	1:03:10.990	1:02.525	5.325	139.76	2:08.543	14
14	88	GT3PA	6	Craft-Bamboo Racing (HKG) Jeffrey LEE (TPE) / Alessio PICARIELLO (BEL)	Mercedes-AMG GT3	27	1:03:11.281	1:02.816	0.291	139.75	2:07.443	13
15	666 *	GT3PA	7	Vincenzo Sospiri Racing (ITA) Alex AU (HKG) / Frederik SCHANDORFF (DNK)	Lamborghini Huracan GT3 EVO	27	1:03:41.568	1:33.103	30.287	138.64	2:08.277	15
16	75	GT3PA	8	T2 Motorsports (SGP) David TJIPTOBIANTORO (IDN) / Rio HARYANTO (IDN)	Ferrari 488 GT3	27	1:03:46.623	1:38.158	5.055	138.46	2:08.218	13
17	5	GT3AM	1	Phantom Pro Racing (CHN) Chris On CHIA (CHN) / Wei LU (CHN)	Mercedes-AMG GT3	27	1:03:47.098	1:38.633	0.475	138.44	2:09.337	15
18	51	GT3AM	2	AMAC Motorsport (AUS) Andrew MACPHERSON (AUS) / William Ben PORTER (AUS)	Lamborghini Huracan GT3 EVO	27	1:03:49.419	1:40.954	2.321	138.35	2:08.690	14
19	17	GT3PA	9	Anstone Racing (CHN) Xu WEI (CHN) / Naoki YOKOMIZO (JPN)	Mercedes-AMG GT3	27	1:03:51.618	1:43.153	2.199	138.28	2:08.469	12
20	66	GT3AM	3	Team iRace.Win (TPE) Nan LIN (CHN) / Heng MIN (CHN)	Mercedes-AMG GT3	27	1:04:09.004	2:00.539	17.386	137.65	2:09.645	16
21	55	GT3PA	10	Craft-Bamboo Racing (HKG) Daniel AU (SGP) / Melvin MOH (MYS)	Mercedes-AMG GT3	27	1:04:09.714	2:01.249	0.710	137.63	2:07.550	15
22	7 *	GT3AM	4	Zun Motorsport Crew (CHN) Yi Ming LIN (CHN) / Ka Chun MA (CHN)	Mercedes-AMG GT3	26	1:04:23.411	1 Lap	1 Lap	132.06	2:11.701	12
23	111	GT4AM	1	Team iRace.Win (TPE) Setiawan SANTOSO (IDN) / Ringo CHONG (SGP)	Mercedes-AMG GT4	25	1:03:19.561	2 Laps	1 Lap	129.11	2:20.442	9
24	82	GT4AM	2	BMW Team Studie (JPN) Sunako JUKUCHOU (JPN)	BMW M4 GT4	25	1:03:41.927	2 Laps	22.366	128.36	2:20.513	5
25	81	GT4AM	3	BMW Team Studie (JPN) Takayuki KINOSHITA (JPN)	BMW M4 GT4	25	1:03:53.050	2 Laps	11.123	127.98	2:20.953	6
26	199	GT4AM	4	Team iRace.Win (TPE) Keo CHANG (TPE) / Joe CHI (TPE)	Mercedes-AMG GT4	25	1:04:24.822	2 Laps	31.772	126.93	2:20.852	6
27	77	GT4AM	5	Craft-Bamboo Racing (HKG) Jean-Marc MERLIN (FRA) / Douglas KHOO (MYS)	Mercedes-AMG GT4	24	1:02:37.402	3 Laps	1 Lap	125.34	2:20.409	7
28	11	GT4AM	6	GTO Racing with TTR (JPN) Brian LEE (TPE) / Tony FONG (HKG)	Mercedes-AMG GT4	23	1:03:57.074	4 Laps	1 Lap	117.62	2:21.805	7

NOT CLASSIFIED

NC 8 GT3PA ARN Racing (JPN)
Hiroaki NAGAI (JPN) / Yuta KAMIMURA (JPN)

Porsche 911 GT3 R 0

FASTEST LAP

910	GT3PA	JRM (CHN) Chao LI (CHN) / Chris VAN DER DRIFT (NZL)	Porsche 911 GT3 R	13	2:06.935	96.06 mph	154.59 kph
912	GT3S	Absolute Racing (CHN) Yuan BO (CHN) / Leo Ye HONGLI (CHN)	Porsche 911 GT3 R	17	2:07.259	95.81 mph	154.20 kph
51	GT3AM	AMAC Motorsport (AUS) Andrew MACPHERSON (AUS) / William Ben PORTER (AUS)	Lamborghini Huracan GT3 EVO	14	2:08.690	94.75 mph	152.48 kph
77	GT4AM	Craft-Bamboo Racing (HKG) Jean-Marc MERLIN (FRA) / Douglas KHOO (MYS)	Mercedes-AMG GT4	7	2:20.409	86.84 mph	139.76 kph

* Car 7 - Drive through penalty converted to 30sec added to race time. Breach of FIA sporting code Art 2.10.10
* Car 666 - Drive through penalty converted to 30sec added to race time. Breach of champ reg 3.2.4.1

Shanghai
Circuit Length = 5.451 km
Start: 16:18 Flag 17:20 End: 17:26

Weather / Track : Bright / Dry

Race Director : Ravin	Stewards :	Timekeeper :
-----------------------	------------	--------------

Results can be found at www.tsl-timing.com

Printed - 19:53 Friday, 27 September 2019

Blancpain GT World Challenge Asia

RACE 1 - CLASSIFICATION BY CATEGORY - FINAL

CATEGORY : GT3

POS	NO	CL	TEAM / DRIVERS	CAR	LAPS	TIME	GAP	DIFF	KPH	BEST	ON
1	12	GT3S	Audi Sport Asia Team Absolute Racing Martin RUMP (EST) / Weiron TAN (MYS)	Audi R8 LMS GT3 2019	27	1:02:08.465			142.10	2:07.302	7
2	27	GT3S	HubAuto Corsa Yuya SAKAMOTO (JPN) / Marcos GOMES (BRA)	Ferrari 488 GT3	27	1:02:12.018	3.553	3.553	141.97	2:07.424	15
3	911	GT3S	Absolute Racing Tanart SATHIENTHIRAKUL (THA) / Philip HAMPRECHT (DEU)	Porsche 911 GT3 R	27	1:02:25.031	16.566	13.013	141.47	2:07.565	5
4	97	GT3S	Solite Indigo Racing Roelof BRUINS (KOR) / Manuel METZGER (DEU)	Mercedes-AMG GT3	27	1:02:33.731	25.266	8.700	141.14	2:08.310	19
5	999	GT3S	Audi Sport Asia Team TSRT Weilan CHEN (CHN) / Rahel FREY (CHE)	Audi R8 LMS GT3 2019	27	1:02:43.423	34.958	9.692	140.78	2:07.979	5
6	918	GT3PA	Panther/AAS Motorsport Vutthikorn INTHRAPHUVASAK (THA) / Alexandre IMPERATORI (CHE)	Porsche 911 GT3 R	27	1:02:43.436	34.971	0.013	140.78	2:07.388	16
7	61	GT3PA	ABSSA Motorsport Piti BHIROMBHAKDI (THA) / Keita SAWA (JPN)	McLaren 720S GT3	27	1:02:45.763	37.298	2.327	140.69	2:07.428	16
8	13	GT3PA	Audi Sport Asia Team Absolute Racing Jingzu SUN (CHN) / Congfu CHENG (CHN)	Audi R8 LMS GT3 2019	27	1:02:52.342	43.877	6.579	140.45	2:08.126	14
9	4	GT3S	Zun Motorsport Crew Adderly FONG (HKG) / Josh BURDON (AUS)	Mercedes-AMG GT3	27	1:02:56.935	48.470	4.593	140.28	2:08.219	16
10	910	GT3PA	JRM Chao LI (CHN) / Chris VAN DER DRIFT (NZL)	Porsche 911 GT3 R	27	1:03:00.297	51.832	3.362	140.15	2:06.935	13
11	912	GT3S	Absolute Racing Yuan BO (CHN) / Leo Ye HONGLI (CHN)	Porsche 911 GT3 R	27	1:03:03.735	55.270	3.438	140.03	2:07.259	17
12	888	GT3PA	Triple Eight Race Engineering Australia HH Prince Abdul Rahman IBRAHIM (MYS) / Shane VAN GISBERGEN (NZL)	Mercedes-AMG GT3	27	1:03:05.665	57.200	1.930	139.95	2:08.005	17
13	99	GT3S	Craft-Bamboo Racing Christina NIELSEN (DNK) / Darryl O'YOUNG (HKG)	Mercedes-AMG GT3	27	1:03:10.990	1:02.525	5.325	139.76	2:08.543	14
14	88	GT3PA	Craft-Bamboo Racing Jeffrey LEE (TPE) / Alessio PICARIELLO (BEL)	Mercedes-AMG GT3	27	1:03:11.281	1:02.816	0.291	139.75	2:07.443	13
15	666	*GT3PA	Vincenzo Sospiri Racing Alex AU (HKG) / Frederik SCHANDORFF (DNK)	Lamborghini Huracan GT3 EVO	27	1:03:41.568	1:33.103	30.287	138.64	2:08.277	15
16	75	GT3PA	T2 Motorsports David TJIPTOBIANTORO (IDN) / Rio HARYANTO (IDN)	Ferrari 488 GT3	27	1:03:46.623	1:38.158	5.055	138.46	2:08.218	13
17	5	GT3AM	Phantom Pro Racing Chris On CHIA (CHN) / Wei LU (CHN)	Mercedes-AMG GT3	27	1:03:47.098	1:38.633	0.475	138.44	2:09.337	15
18	51	GT3AM	AMAC Motorsport Andrew MACPHERSON (AUS) / William Ben PORTER (AUS)	Lamborghini Huracan GT3 EVO	27	1:03:49.419	1:40.954	2.321	138.35	2:08.690	14
19	17	GT3PA	Anstone Racing Xu WEI (CHN) / Naoki YOKOMIZO (JPN)	Mercedes-AMG GT3	27	1:03:51.618	1:43.153	2.199	138.28	2:08.469	12
20	66	GT3AM	Team iRace.Win Nan LIN (CHN) / Heng MIN (CHN)	Mercedes-AMG GT3	27	1:04:09.004	2:00.539	17.386	137.65	2:09.645	16
21	55	GT3PA	Craft-Bamboo Racing Daniel AU (SGP) / Melvin MOH (MYS)	Mercedes-AMG GT3	27	1:04:09.714	2:01.249	0.710	137.63	2:07.550	15
22	7	*GT3AM	Zun Motorsport Crew Yi Ming LIN (CHN) / Ka Chun MA (CHN)	Mercedes-AMG GT3	26	1:04:23.411	1 Lap	1 Lap	132.06	2:11.701	12
NC	8	GT3PA	ARN Racing Hiroaki NAGAI (JPN) / Yuta KAMIMURA (JPN)	Porsche 911 GT3 R	0		27 Laps	26 Laps			

CATEGORY : GT4

POS	NO	CL	TEAM / DRIVERS	CAR	LAPS	TIME	GAP	DIFF	KPH	BEST	ON
1	111	GT4AM	Team iRace.Win Setiawan SANTOSO (IDN) / Ringo CHONG (SGP)	Mercedes-AMG GT4	25	1:03:19.561			129.11	2:20.442	9
2	82	GT4AM	BMW Team Studie Sunako JUKUCHOU (JPN)	BMW M4 GT4	25	1:03:41.927	22.366	22.366	128.36	2:20.513	5
3	81	GT4AM	BMW Team Studie Takayuki KINOSHITA (JPN)	BMW M4 GT4	25	1:03:53.050	33.489	11.123	127.98	2:20.953	6
4	199	GT4AM	Team iRace.Win Keo CHANG (TPE) / Joe CHI (TPE)	Mercedes-AMG GT4	25	1:04:24.822	1:05.261	31.772	126.93	2:20.852	6
5	77	GT4AM	Craft-Bamboo Racing Jean-Marc MERLIN (FRA) / Douglas KHOO (MYS)	Mercedes-AMG GT4	24	1:02:37.402	1 Lap	1 Lap	125.34	2:20.409	7
6	11	GT4AM	GTO Racing with TTR Brian LEE (TPE) / Tony FONG (HKG)	Mercedes-AMG GT4	23	1:03:57.074	2 Laps	1 Lap	117.62	2:21.805	7

Weather / Track : Bright / Dry

Shanghai
Circuit Length = 5.451 km
Start: 16:18 Flag 17:20 End: 17:26

Race Director : Ravin	Stewards :	Timekeeper :
-----------------------	------------	--------------

Blancpain GT World Challenge Asia

RACE 1 - CLASSIFICATION BY CATEGORY - FINAL

FASTEST LAP

910	GT3PA	JRM	CHN	Porsche 911 GT3 R -	13	2:06.935	96.06 mph	154.59 kph
912	GT3S	Absolute Racing	CHN	Porsche 911 GT3 R -	17	2:07.259	95.81 mph	154.20 kph
51	GT3AM	AMAC Motorsport	AUS	Lamborghini Huracan GT3 EVO -	14	2:08.690	94.75 mph	152.48 kph
77	GT4AM	Craft-Bamboo Racing	HKG	Mercedes-AMG GT4 -	7	2:20.409	86.84 mph	139.76 kph

* Car 7 - Drive through penalty converted to 30 seconds added to race time. Breach of FIA sporting code App H Art 2.10.10

* Car 666 - Drive through penalty converted to 30 seconds added to race time. Breach of championship regulation 3.2.4.1

Weather / Track : Bright / Dry

Shanghai
Circuit Length = 5.451 km
Start: 16:18 Flag 17:20 End: 17:26

Race Director : Ravin	Stewards :	Timekeeper :
-----------------------	------------	--------------

Blancpain GT World Challenge Asia

RACE 1 - CLASSIFICATION BY CLASS - FINAL

CLASS : GT3 - GT3S

POS	NO	TEAM / DRIVERS	CAR	LAPS	TIME	GAP	DIFF	KPH	BEST	ON
1	12	Audi Sport Asia Team Absolute Racing Martin RUMP (EST) / Weiron TAN (MYS)	Audi R8 LMS GT3 2019	27	1:02:08.465			142.10	2:07.302	7
2	27	HubAuto Corsa Yuya SAKAMOTO (JPN) / Marcos GOMES (BRA)	Ferrari 488 GT3	27	1:02:12.018	3.553	3.553	141.97	2:07.424	15
3	911	Absolute Racing Tanart SATHIENTHIRAKUL (THA) / Philip HAMPRECHT (DEU)	Porsche 911 GT3 R	27	1:02:25.031	16.566	13.013	141.47	2:07.565	5
4	97	Solite Indigo Racing Roelof BRUINS (KOR) / Manuel METZGER (DEU)	Mercedes-AMG GT3	27	1:02:33.731	25.266	8.700	141.14	2:08.310	19
5	999	Audi Sport Asia Team TSRT Weilan CHEN (CHN) / Rahel FREY (CHE)	Audi R8 LMS GT3 2019	27	1:02:43.423	34.958	9.692	140.78	2:07.979	5
6	4	Zun Motorsport Crew Adderly FONG (HKG) / Josh BURDON (AUS)	Mercedes-AMG GT3	27	1:02:56.935	48.470	13.512	140.28	2:08.219	16
7	912	Absolute Racing Yuan BO (CHN) / Leo Ye HONGLI (CHN)	Porsche 911 GT3 R	27	1:03:03.735	55.270	6.800	140.03	2:07.259	17
8	99	Craft-Bamboo Racing Christina NIELSEN (DNK) / Darryl O'YOUNG (HKG)	Mercedes-AMG GT3	27	1:03:10.990	1:02.525	7.255	139.76	2:08.543	14

CLASS : GT3 - GT3PA

POS	NO	TEAM / DRIVERS	CAR	LAPS	TIME	GAP	DIFF	KPH	BEST	ON
1	918	Panther/AAS Motorsport Vuthikorn INTHRAPHUVASAK (THA) / Alexandre IMPERATORI (CHE)	Porsche 911 GT3 R	27	1:02:43.436			140.78	2:07.388	16
2	61	ABSSA Motorsport Pihl BHIROMBHAKDI (THA) / Keita SAWA (JPN)	McLaren 720S GT3	27	1:02:45.763	2.327	2.327	140.69	2:07.428	16
3	13	Audi Sport Asia Team Absolute Racing Jingzu SUN (CHN) / Congfu CHENG (CHN)	Audi R8 LMS GT3 2019	27	1:02:52.342	8.906	6.579	140.45	2:08.126	14
4	910	JRM Chao LI (CHN) / Chris VAN DER DRIFT (NZL)	Porsche 911 GT3 R	27	1:03:00.297	16.861	7.955	140.15	2:06.935	13
5	888	Triple Eight Race Engineering Australia HH Prince Abdul Rahman IBRAHIM (MYS) / Shane VAN GISBERGEN (NZL)	Mercedes-AMG GT3	27	1:03:05.665	22.229	5.368	139.95	2:08.005	17
6	88	Craft-Bamboo Racing Jeffrey LEE (TPE) / Alessio PICARIELLO (BEL)	Mercedes-AMG GT3	27	1:03:11.281	27.845	5.616	139.75	2:07.443	13
7	666 *	Vincenzo Sospiri Racing Alex AU (HKG) / Frederik SCHANDORFF (DNK)	Lamborghini Huracan GT3 EVO	27	1:03:41.568	58.132	30.287	138.64	2:08.277	15
8	75	T2 Motorsports David TJIPTOBIANTORO (IDN) / Rio HARYANTO (IDN)	Ferrari 488 GT3	27	1:03:46.623	1:03.187	5.055	138.46	2:08.218	13
9	17	Anstone Racing Xu WEI (CHN) / Naoki YOKOMIZO (JPN)	Mercedes-AMG GT3	27	1:03:51.618	1:08.182	4.995	138.28	2:08.469	12
10	55	Craft-Bamboo Racing Daniel AU (SGP) / Melvin MOH (MYS)	Mercedes-AMG GT3	27	1:04:09.714	1:26.278	18.096	137.63	2:07.550	15
NC	8	ARN Racing Hiroaki NAGAI (JPN) / Yuta KAMIMURA (JPN)	Porsche 911 GT3 R	0		27 Laps	27 Laps			

CLASS : GT3 - GT3AM

POS	NO	TEAM / DRIVERS	CAR	LAPS	TIME	GAP	DIFF	KPH	BEST	ON
1	5	Phantom Pro Racing Chris On CHIA (CHN) / Wei LU (CHN)	Mercedes-AMG GT3	27	1:03:47.098			138.44	2:09.337	15
2	51	AMAC Motorsport Andrew MACPHERSON (AUS) / William Ben PORTER (AUS)	Lamborghini Huracan GT3 EVO	27	1:03:49.419	2.321	2.321	138.35	2:08.690	14
3	66	Team iRace.Win Nan LIN (CHN) / Heng MIN (CHN)	Mercedes-AMG GT3	27	1:04:09.004	21.906	19.585	137.65	2:09.645	16
4	7 *	Zun Motorsport Crew Yi Ming LIN (CHN) / Ka Chun MA (CHN)	Mercedes-AMG GT3	26	1:04:23.411	1 Lap	1 Lap	132.06	2:11.701	12

Weather / Track : Bright / Dry

Shanghai
Circuit Length = 5.451 km
Start: 16:18 Flag 17:20 End: 17:26

Race Director : Ravin	Stewards :	Timekeeper :
-----------------------	------------	--------------

Blancpain GT World Challenge Asia

RACE 1 - CLASSIFICATION BY CLASS - FINAL

CLASS : GT4 - GT4AM

POS	NO	TEAM / DRIVERS	CAR	LAPS	TIME	GAP	DIFF	KPH	BEST	ON
1	111	Team iRace.Win Setiawan SANTOSO (IDN) / Ringo CHONG (SGP)	Mercedes-AMG GT4	25	1:03:19.561			129.11	2:20.442	9
2	82	BMW Team Studie Sunako JUKUCHOU (JPN)	BMW M4 GT4	25	1:03:41.927	22.366	22.366	128.36	2:20.513	5
3	81	BMW Team Studie Takayuki KINOSHITA (JPN)	BMW M4 GT4	25	1:03:53.050	33.489	11.123	127.98	2:20.953	6
4	199	Team iRace.Win Keo CHANG (TPE) / Joe CHI (TPE)	Mercedes-AMG GT4	25	1:04:24.822	1:05.261	31.772	126.93	2:20.852	6
5	77	Craft-Bamboo Racing Jean-Marc MERLIN (FRA) / Douglas KHOO (MYS)	Mercedes-AMG GT4	24	1:02:37.402	1 Lap	1 Lap	125.34	2:20.409	7
6	11	GTO Racing with TTR Brian LEE (TPE) / Tony FONG (HKG)	Mercedes-AMG GT4	23	1:03:57.074	2 Laps	1 Lap	117.62	2:21.805	7

FASTEST LAP

910	GT3PA	JRM	CHN	Porsche 911 GT3 R -	13	2:06.935	96.06 mph	154.59 kph
912	GT3S	Absolute Racing	CHN	Porsche 911 GT3 R -	17	2:07.259	95.81 mph	154.20 kph
51	GT3AM	AMAC Motorsport	AUS	Lamborghini Huracan GT3 EVO -	14	2:08.690	94.75 mph	152.48 kph
77	GT4AM	Craft-Bamboo Racing	HKG	Mercedes-AMG GT4 -	7	2:20.409	86.84 mph	139.76 kph

* Car 7 - Drive through penalty converted to 30 seconds added to race time. Breach of FIA sporting code App H Art 2.10.10

* Car 666 - Drive through penalty converted to 30 seconds added to race time. Breach of championship regulation 3.2.4.1

Weather / Track : Bright / Dry

Shanghai

Circuit Length = 5.451 km

Start: 16:18 Flag 17:20 End: 17:26

Race Director : Ravin

Stewards :

Timekeeper :

Blancpain GT World Challenge Asia

RACE 1 - BEST SECTORS

SECTOR 1			SECTOR 2			SECTOR 3			IDEAL / BEST COMPARISON						
POS	NO	NAME	TIME	NO	NAME	TIME	NO	NAME	TIME	POS	NO	NAME	IDEAL	BEST	DIFF
													PERFECT LAP	2:06.502	
1	910	JRM	43.101	12	Audi Sport Asia Tea	46.414	61	ABSSA Motorsport	36.987	1	12	Audi Sport Asia Team	2:06.858	2:07.302	0.444
2	918	Panther/AAS Motors	43.182	88	Craft-Bamboo Racir	46.502	912	Absolute Racing	36.988	2	910	JRM	2:06.935	2:06.935	0.000
3	27	HubAuto Corsa	43.216	55	Craft-Bamboo Racir	46.554	12	Audi Sport Asia Tea	37.024	3	27	HubAuto Corsa	2:07.090	2:07.424	0.334
4	911	Absolute Racing	43.393	27	HubAuto Corsa	46.611	910	JRM	37.143	4	61	ABSSA Motorsport	2:07.196	2:07.428	0.232
5	666	Vincenzo Sospiri Ra	43.409	61	ABSSA Motorsport	46.679	911	Absolute Racing	37.194	5	912	Absolute Racing	2:07.243	2:07.259	0.016
6	12	Audi Sport Asia Tea	43.420	910	JRM	46.691	918	Panther/AAS Motors	37.206	6	88	Craft-Bamboo Racing	2:07.292	2:07.443	0.151
7	88	Craft-Bamboo Racir	43.477	888	Triple Eight Race Er	46.697	666	Vincenzo Sospiri Ra	37.217	7	918	Panther/AAS Motorsp	2:07.296	2:07.388	0.092
8	61	ABSSA Motorsport	43.530	911	Absolute Racing	46.718	55	Craft-Bamboo Racir	37.223	8	911	Absolute Racing	2:07.305	2:07.565	0.260
9	912	Absolute Racing	43.531	912	Absolute Racing	46.724	75	T2 Motorsports	37.236	9	55	Craft-Bamboo Racing	2:07.316	2:07.550	0.234
10	55	Craft-Bamboo Racir	43.539	97	Solite Indigo Racing	46.733	27	HubAuto Corsa	37.263	10	999	Audi Sport Asia Team	2:07.794	2:07.979	0.185
11	999	Audi Sport Asia Tea	43.584	999	Audi Sport Asia Tea	46.833	88	Craft-Bamboo Racir	37.313	11	888	Triple Eight Race Eng	2:07.812	2:08.005	0.193
12	888	Triple Eight Race Er	43.640	13	Audi Sport Asia Tea	46.859	17	Anstone Racing	37.313	12	666	Vincenzo Sospiri Raci	2:07.822	2:08.277	0.455
13	75	T2 Motorsports	43.657	918	Panther/AAS Motors	46.908	13	Audi Sport Asia Tea	37.339	13	97	Solite Indigo Racing	2:07.956	2:08.310	0.354
14	4	Zun Motorsport Crev	43.699	51	AMAC Motorsport	47.062	99	Craft-Bamboo Racir	37.365	14	13	Audi Sport Asia Team	2:08.005	2:08.126	0.121
15	51	AMAC Motorsport	43.723	4	Zun Motorsport Crev	47.107	999	Audi Sport Asia Tea	37.377	15	75	T2 Motorsports	2:08.054	2:08.218	0.164
16	97	Solite Indigo Racing	43.787	75	T2 Motorsports	47.161	4	Zun Motorsport Crev	37.413	16	4	Zun Motorsport Crew	2:08.219	2:08.219	0.000
17	13	Audi Sport Asia Tea	43.807	99	Craft-Bamboo Racir	47.182	97	Solite Indigo Racing	37.436	17	51	AMAC Motorsport	2:08.287	2:08.690	0.403
18	17	Anstone Racing	43.846	17	Anstone Racing	47.193	888	Triple Eight Race Er	37.475	18	17	Anstone Racing	2:08.352	2:08.469	0.117
19	99	Craft-Bamboo Racir	43.925	666	Vincenzo Sospiri Ra	47.196	51	AMAC Motorsport	37.502	19	99	Craft-Bamboo Racing	2:08.472	2:08.543	0.071
20	66	Team iRace.Win	44.155	5	Phantom Pro Racinç	47.429	66	Team iRace.Win	37.514	20	5	Phantom Pro Racing	2:09.222	2:09.337	0.115
21	5	Phantom Pro Racinç	44.189	66	Team iRace.Win	47.756	5	Phantom Pro Racinç	37.604	21	66	Team iRace.Win	2:09.425	2:09.645	0.220
22	7	Zun Motorsport Crev	45.130	7	Zun Motorsport Crev	48.333	7	Zun Motorsport Crev	38.238	22	7	Zun Motorsport Crew	2:11.701	2:11.701	0.000
23	77	Craft-Bamboo Racir	47.558	111	Team iRace.Win	51.386	82	BMW Team Studie	40.755	23	111	Team iRace.Win	2:20.166	2:20.442	0.276
24	111	Team iRace.Win	47.731	77	Craft-Bamboo Racir	51.510	111	Team iRace.Win	41.049	24	77	Craft-Bamboo Racing	2:20.352	2:20.409	0.057
25	81	BMW Team Studie	47.736	199	Team iRace.Win	51.657	81	BMW Team Studie	41.084	25	82	BMW Team Studie	2:20.429	2:20.513	0.084
26	82	BMW Team Studie	47.914	81	BMW Team Studie	51.670	199	Team iRace.Win	41.122	26	81	BMW Team Studie	2:20.490	2:20.953	0.463
27	11	GTO Racing with TT	47.962	82	BMW Team Studie	51.760	77	Craft-Bamboo Racir	41.284	27	199	Team iRace.Win	2:20.746	2:20.852	0.106
28	199	Team iRace.Win	47.967	11	GTO Racing with TT	52.109	11	GTO Racing with TT	41.305	28	11	GTO Racing with TTR	2:21.376	2:21.805	0.429
29															

Weather / Track : Bright / Dry

Results can be found at www.tsl-timing.com

Shanghai

Circuit Length = 5.451 km

Start: 16:18 Flag 17:20 End: 17:26

Printed - 17:39 Friday, 27 September 2019

Blancpain GT World Challenge Asia

RACE 1 - BEST SPEEDS

POS	NO	NAME	VMAX	KPH
1	912	Absolute Racing		272.0
2	666	Vincenzo Sospiri Racing		271.3
3	75	T2 Motorsports		270.6
4	999	Audi Sport Asia Team TSRT		270.0
5	61	ABSSA Motorsport		269.3
6	888	Triple Eight Race Engineering Australia		269.3
7	4	Zun Motorsport Crew		268.6
8	12	Audi Sport Asia Team Absolute Racing		267.9
9	918	Panther/AAS Motorsport		267.9
10	13	Audi Sport Asia Team Absolute Racing		267.9
11	51	AMAC Motorsport		267.9
12	17	Anstone Racing		267.9
13	911	Absolute Racing		267.3
14	27	HubAuto Corsa		266.6
15	910	JRM		266.6
16	66	Team iRace.Win		266.6
17	97	Solite Indigo Racing		266.0
18	88	Craft-Bamboo Racing		266.0
19	55	Craft-Bamboo Racing		266.0
20	99	Craft-Bamboo Racing		264.7
21	5	Phantom Pro Racing		263.4
22	7	Zun Motorsport Crew		261.5
23	199	Team iRace.Win		250.0
24	81	BMW Team Studie		248.8
25	111	Team iRace.Win		247.7
26	82	BMW Team Studie		247.1
27	77	Craft-Bamboo Racing		246.0
28	11	GTO Racing with TTR		244.8
29				

Weather / Track : Bright / Dry

Results can be found at www.tsl-timing.com

Shanghai
Circuit Length = 5.451 km
Start: 16:18 Flag 17:20 End: 17:26

Printed - 17:39 Friday, 27 September 2019

Blancpain GT World Challenge Asia

RACE 1 - DRIVER STATISTICS

POS	NO	CL	PIC	TEAM / DRIVERS	CAR	LAPS	RACE TIME	%	BEST	ON	KPH
1	12	GT3S	1	Audi Sport Asia Team Absolute Racing	Audi R8 LMS GT3 2019	27	1:02:08.465				
						11	27:50.609	44.81	2:07.302	7	154.14
						16	34:17.856	55.19	2:07.541	14	153.86
2	27	GT3S	2	HubAuto Corsa (TPE)	Ferrari 488 GT3	27	1:02:12.018				
						13	32:18.234	51.94	2:07.871	5	153.46
						14	29:53.784	48.06	2:07.424	15	154.00
3	911	GT3S	3	Absolute Racing (CHN)	Porsche 911 GT3 R	27	1:02:25.031				
						12	30:09.076	48.31	2:07.565	5	153.83
						15	32:15.955	51.69	2:08.142	14	153.13
4	97	GT3S	4	Solite Indigo Racing (KOR)	Mercedes-AMG GT3	27	1:02:33.731				
						11	28:09.400	45.01	2:08.669	6	152.51
						16	34:24.331	54.99	2:08.310	19	152.93
5	999	GT3S	5	Audi Sport Asia Team TSRT (CHN)	Audi R8 LMS GT3 2019	27	1:02:43.423				
						14	34:34.260	55.12	2:07.979	5	153.33
						13	28:09.163	44.88	2:09.454	25	151.58
6	918	GT3PA	1	Panther/AAS Motorsport (CHN)	Porsche 911 GT3 R	27	1:02:43.436				
						11	28:23.297	45.26	2:08.777	6	152.38
						16	34:20.139	54.74	2:07.388	16	154.04
7	61	GT3PA	2	ABSSA Motorsport (JPN)	McLaren 720S GT3	27	1:02:45.763				
						11	28:19.796	45.14	2:09.374	8	151.68
						16	34:25.967	54.86	2:07.428	16	153.99
8	13	GT3PA	3	Audi Sport Asia Team Absolute Racing	Audi R8 LMS GT3 2019	27	1:02:52.342				
						11	28:24.937	45.20	2:10.455	8	150.42
						16	34:27.405	54.80	2:08.126	14	153.15
9	4	GT3S	6	Zun Motorsport Crew (CHN)	Mercedes-AMG GT3	27	1:02:56.935				
						11	28:22.729	45.08	2:09.567	4	151.45
						16	34:34.206	54.92	2:08.219	16	153.04
10	910	GT3PA	4	JRM (CHN)	Porsche 911 GT3 R	27	1:03:00.297				
						11	28:48.700	45.73	2:10.886	9	149.92
						16	34:11.597	54.27	2:06.935	13	154.59
11	912	GT3S	7	Absolute Racing (CHN)	Porsche 911 GT3 R	27	1:03:03.735				
						12	30:24.202	48.21	2:08.288	4	152.96
						15	32:16.113	51.17	2:07.259	17	154.20
12	888	GT3PA	5	Triple Eight Race Engineering Australia	Mercedes-AMG GT3	27	1:03:05.665				
						11	28:43.642	45.53	2:11.628	7	149.08
						16	34:22.023	54.47	2:08.005	17	153.30
13	99	GT3S	8	Craft-Bamboo Racing (HKG)	Mercedes-AMG GT3	27	1:03:10.990				
						11	28:28.697	45.07	2:10.711	6	150.12
						16	34:42.293	54.93	2:08.543	14	152.66
14	88	GT3PA	6	Craft-Bamboo Racing (HKG)	Mercedes-AMG GT3	27	1:03:11.281				
						10	26:46.255	42.37	2:11.633	4	149.07
						17	36:25.026	57.63	2:07.443	13	153.97
15	666	GT3PA	7	Vincenzo Sospiri Racing (ITA)	Lamborghini Huracan GT3 EVO	27	1:03:11.568				
						11	28:32.617	45.17	2:09.031	9	152.08
						16	34:38.951	54.83	2:08.277	15	152.97
16	75	GT3PA	8	T2 Motorsports (SGP)	Ferrari 488 GT3	27	1:03:46.623				
						10	27:01.932	42.39	2:10.499	7	150.37
						17	36:44.691	57.61	2:08.218	13	153.04
17	5	GT3AM	1	Phantom Pro Racing (CHN)	Mercedes-AMG GT3	27	1:03:47.098				
						12	30:48.673	48.30	2:10.271	7	150.63
						15	32:35.097	51.09	2:09.337	15	151.72
18	51	GT3AM	2	AMAC Motorsport (AUS)	Lamborghini Huracan GT3 EVO	27	1:03:49.419				
						10	26:54.866	42.17	2:13.353	5	147.15
						17	36:54.553	57.83	2:08.690	14	152.48
19	17	GT3PA	9	Anstone Racing (CHN)	Mercedes-AMG GT3	27	1:03:51.618				
						10	26:39.689	41.75	2:12.292	9	148.33
						17	36:48.728	57.64	2:08.469	12	152.74

Shanghai

Circuit Length = 5.451 km

Start: 16:18 Flag 17:20 End: 17:26

Weather / Track : Bright / Dry

Blancpain GT World Challenge Asia

RACE 1 - DRIVER STATISTICS

POS	NO	CL	PIC	TEAM / DRIVERS	CAR	LAPS	RACE TIME	%	BEST	ON	KPH
20	66	GT3AM	3	Team iRace.Win (TPE) Nan LIN (CHN) Heng MIN (CHN)	Mercedes-AMG GT3	27	1:04:09.004				
						11	29:21.710	45.77	2:14.491	4	145.91
						16	34:47.294	54.23	2:09.645	16	151.36
21	55	GT3PA	10	Craft-Bamboo Racing (HKG) Daniel AU (SGP) Melvin MOH (MYS)	Mercedes-AMG GT3	27	1:04:09.714				
						10	27:30.574	42.88	2:18.717	9	141.46
						17	36:39.140	57.12	2:07.550	15	153.85
22	7	GT3AM	4	Zun Motorsport Crew (CHN) Yi Ming LIN (CHN) Ka Chun MA (CHN)	Mercedes-AMG GT3	26	1:03:53.411				
						10	27:48.720	43.53	2:15.762	9	144.54
						16	35:40.953	55.85	2:11.701	12	149.00
23	111	GT4AM	1	Team iRace.Win (TPE) Setiawan SANTOSO (IDN) Ringo CHONG (SGP)	Mercedes-AMG GT4	25	1:03:19.561				
						10	27:43.734	43.79	2:20.442	9	139.72
						15	35:35.827	56.21	2:21.341	16	138.83
24	82	GT4AM	2	BMW Team Studie (JPN) Sunako JUKUCHOU (JPN)	BMW M4 GT4	25	1:03:41.927				
						25	1:01:46.433	96.98	2:20.513	5	139.65
25	81	GT4AM	3	BMW Team Studie (JPN) Takayuki KINOSHITA (JPN)	BMW M4 GT4	25	1:03:53.050				
						25	1:02:00.647	97.07	2:20.953	6	139.22
26	199	GT4AM	4	Team iRace.Win (TPE) Keo CHANG (TPE) Joe CHI (TPE)	Mercedes-AMG GT4	25	1:04:24.822				
						13	35:03.903	54.44	2:20.852	6	139.32
						12	28:53.951	44.86	2:23.190	15	137.04
27	77	GT4AM	5	Craft-Bamboo Racing (HKG) Jean-Marc MERLIN (FRA) Douglas KHOO (MYS)	Mercedes-AMG GT4	24	1:02:37.402				
						11	29:59.559	47.89	2:20.409	7	139.76
						13	32:37.843	52.11	2:27.704	16	132.85
28	11	GT4AM	6	GTO Racing with TTR (JPN) Brian LEE (TPE) Tony FONG (HKG)	Mercedes-AMG GT4	23	1:03:57.074				
						11	28:34.602	44.69	2:21.805	7	138.38
						12	29:20.035	45.87	2:24.095	22	136.18
29	8	GT3PA	11	ARN Racing (JPN) Hiroaki NAGAI (JPN) Yuta KAMIMURA (JPN)	Porsche 911 GT3 R	0					
						0	0.000	0.00			0
						0	0.000	0.00			0

Weather / Track : Bright / Dry

Shanghai
Circuit Length = 5.451 km
Start: 16:18 Flag 17:20 End: 17:26

Blancpain GT World Challenge Asia

RACE 1 - LAP CHART

LAP 1 @ 16:20:50.557			LAP 2 @ 16:24:21.028			LAP 3 @ 16:27:47.084			LAP 4 @ 16:29:54.503			LAP 5 @ 16:32:01.845		
NO	BEHIND	LAP TIME	NO	BEHIND	LAP TIME	NO	BEHIND	LAP TIME	NO	BEHIND	LAP TIME	NO	BEHIND	LAP TIME
12		2:18.867	12		3:30.471	12		3:26.056	12		2:07.419	12		2:07.342
911	1.193	2:20.060	911	0.862	3:30.140	911	0.609	3:25.803	911	1.209	2:08.019	911	1.432	2:07.565
27	1.776	2:20.643	27	1.406	3:30.101	27	1.509	3:26.159	27	2.340	2:08.250	27	2.869	2:07.871
999	2.274	2:21.141	999	1.887	3:30.084	999	2.158	3:26.327	999	3.060	2:08.321	999	3.697	2:07.979
918	3.071	2:21.938	918	2.627	3:30.027	918	2.760	3:26.189	11	2 Laps	8:20.291	918	6.988	2:09.114
97	3.862	2:22.729	97	3.606	3:30.215	97	3.425	3:25.875	918	5.216	2:09.875	97	7.534	2:09.271
4	4.340	2:23.207	4	4.374	3:30.505	4	4.044	3:25.726	97	5.605	2:09.599	4	9.272	2:10.422
5	4.994	2:23.861	5	4.925	3:30.402	5	5.505	3:26.636	4	6.192	2:09.567	61	14.452	2:10.594
912	5.970	2:24.837	912	5.967	3:30.468	912	5.713	3:25.802	912	6.582	2:08.288	912	14.715	2:15.475 P
13	6.513	2:25.380	13	6.653	3:30.611	13	5.923	3:25.326	5	10.574	2:12.488	13	15.669	2:11.964
61	7.651	2:26.518	61	7.591	3:30.411	61	7.465	3:25.930	13	11.047	2:12.543	75	16.323	2:11.696
666	8.391	2:27.258	75	8.444	3:29.748	75	8.220	3:25.832	61	11.200	2:11.154	666	16.539	2:11.514
75	9.167	2:28.034	666	8.937	3:31.017	666	9.085	3:26.204	75	11.969	2:11.168	99	17.872	2:11.198
99	9.829	2:28.696	99	9.564	3:30.206	99	9.990	3:26.482	666	12.367	2:10.701	5	19.799	2:16.567 P
51	11.299	2:30.166	51	11.020	3:30.192	51	11.137	3:26.173	99	14.016	2:11.445	88	22.653	2:14.399
88	12.031	2:30.898	88	12.164	3:30.604	88	11.382	3:25.274	88	15.596	2:11.633	910	22.934	2:13.646
66	12.620	2:31.487	66	13.086	3:30.937	66	12.070	3:25.040	910	16.630	2:11.661	51	24.216	2:13.353
910	13.315	2:32.182	910	13.609	3:30.765	910	12.388	3:24.835	51	18.205	2:14.487	888	25.627	2:12.681
17	14.212	2:33.079	17	14.350	3:30.609	17	13.729	3:25.435	66	19.142	2:14.491	66	26.651	2:14.851
888	14.654	2:33.521	888	15.022	3:30.839	888	14.252	3:25.286	888	20.288	2:13.455	11	2 Laps	2:29.932
77	16.547	2:35.414	77	16.072	3:29.996	77	17.657	3:27.641	17	20.693	2:14.383	17	26.932	2:13.581
82	19.139	2:38.006	82	17.201	3:28.533	82	18.749	3:27.604	7	31.580	2:16.817	7	44.440	2:20.202 P
55	20.106	2:38.973	55	17.856	3:28.221	55	19.701	3:27.901	77	31.632	2:21.394	77	45.087	2:20.797
81	20.771	2:39.638	81	18.741	3:28.441	81	20.576	3:27.891	82	32.769	2:21.439	82	45.940	2:20.513
111	21.739	2:40.606	111	19.286	3:28.018	111	21.226	3:27.996	55	33.813	2:21.531	55	46.665	2:20.194
199	23.054	2:41.921	199	20.306	3:27.723	7	22.182	3:27.206	81	36.318	2:23.161	81	50.761	2:21.785
7	23.253	2:42.120	7	21.032	3:28.250	199	22.412	3:28.162	111	36.658	2:22.851	111	51.347	2:22.031
11	47.884	3:06.751 P	SC1	1 Lap	3:16.973 P				199	37.292	2:22.299	199	52.033	2:22.083

Weather / Track : Bright / Dry

Shanghai

Circuit Length = 5.451 km

Start: 16:18 Flag 17:20 End: 17:26

Blancpain GT World Challenge Asia

RACE 1 - LAP CHART

LAP 6 @ 16:34:09.245			LAP 7 @ 16:36:16.547			LAP 8 @ 16:38:24.066			LAP 9 @ 16:40:31.807			LAP 10 @ 16:42:39.570		
NO	BEHIND	LAP TIME	NO	BEHIND	LAP TIME	NO	BEHIND	LAP TIME	NO	BEHIND	LAP TIME	NO	BEHIND	LAP TIME
12		2:07.400	12		2:07.302	12		2:07.519	12		2:07.741	12		2:07.763
911	2.330	2:08.298	911	3.442	2:08.414	911	4.608	2:08.685	911	5.924	2:09.057	911	7.153	2:08.992
27	3.618	2:08.149	27	4.688	2:08.372	27	5.790	2:08.621	27	6.721	2:08.672	27	7.955	2:08.997
999	4.945	2:08.648	999	6.446	2:08.803	999	7.987	2:09.060	999	9.220	2:08.974	999	10.750	2:09.293
918	8.365	2:08.777	918	9.907	2:08.844	918	11.356	2:08.968	918	13.491	2:09.876	918	14.905	2:09.177
97	8.803	2:08.669	97	10.311	2:08.810	97	11.851	2:09.059	97	13.992	2:09.882	97	15.402	2:09.173
4	11.826	2:09.954	4	14.660	2:10.136	4	17.610	2:10.469	4	20.074	2:10.205	4	22.177	2:09.866
61	17.548	2:10.496	61	19.677	2:09.431	61	21.532	2:09.374	61	23.754	2:09.963	61	25.903	2:09.912
13	18.748	2:10.479	13	21.931	2:10.485	13	24.867	2:10.455	13	27.686	2:10.560	13	30.441	2:10.518
75	19.473	2:10.550	75	22.670	2:10.499	99	29.561	2:11.767	99	32.807	2:10.987	99	36.225	2:11.181
666	20.167	2:11.028	666	23.205	2:10.340	666	32.707	2:17.021	666	33.997	2:09.031	666	36.800	2:10.566
99	21.183	2:10.711	99	25.313	2:11.432	910	36.312	2:12.074	910	39.457	2:10.886	912	41.607	2:09.463
910	27.829	2:12.295	910	31.757	2:11.230	912	38.773	2:09.681	912	39.907	2:08.875	910	43.778	2:12.084
888	30.082	2:11.855	888	34.408	2:11.628	888	39.324	2:12.435	888	43.553	2:11.970	888	47.500	2:11.710
51	31.766	2:14.950	912	36.611	2:09.164	51	46.317	2:14.356	5	52.130	2:11.806	5	55.538	2:11.171
912	34.749	2:27.434	51	39.480	2:15.016	5	48.065	2:10.753	51	56.204	2:17.628	88	1:10.776	2:20.934 P
66	35.706	2:16.455	66	43.166	2:14.762	66	52.342	2:16.695	88	57.605	2:12.344	66	1:11.129	2:16.192
17	38.977	2:19.445 P	5	44.831	2:10.271	88	53.002	2:11.941	66	1:02.700	2:18.099	51	1:17.609	2:29.168 P
5	41.862	2:29.463	88	48.580	2:12.269	75	59.163	2:44.012	75	1:03.533	2:12.111	75	1:19.954	2:24.184 P
11	2 Laps	2:22.950	11	2 Laps	2:22.591	17	1:06.383	2:13.087	17	1:10.934	2:12.292	17	1:21.964	2:18.793 P
88	43.613	2:28.360	17	1:00.815	2:29.140	11	2 Laps	2:21.906	11	2 Laps	2:21.805	11	2 Laps	2:22.087
77	58.510	2:20.823	77	1:11.617	2:20.409	77	1:25.251	2:21.153	55	1:36.739	2:18.717	77	1:53.133	2:21.042
82	59.827	2:21.287	82	1:13.960	2:21.435	55	1:25.763	2:18.900	7	1:38.311	2:15.762	55	1:53.642	2:24.666 P
55	1:00.758	2:21.493	55	1:14.382	2:20.926	82	1:27.932	2:21.491	77	1:39.854	2:22.344	7	1:55.102	2:24.554 P
81	1:04.314	2:20.953	111	1:19.215	2:21.629	7	1:30.290	2:17.791	82	1:41.793	2:21.602	82	1:56.124	2:22.094
111	1:04.888	2:20.941	81	1:19.615	2:22.603	111	1:33.913	2:22.217	111	1:46.614	2:20.442	81	2:01.826	2:21.505
199	1:05.485	2:20.852	7	1:20.018	2:18.452	81	1:34.565	2:22.469	81	1:48.084	2:21.260	199	2:02.250	2:21.438
7	1:08.868	2:31.828	199	1:20.265	2:22.082	199	1:34.980	2:22.234	199	1:48.575	2:21.336	111	2:07.409	2:28.558 P

Weather / Track : Bright / Dry

Shanghai

Circuit Length = 5.451 km

Start: 16:18 Flag 17:20 End: 17:26

Blancpain GT World Challenge Asia

RACE 1 - LAP CHART

LAP 11 @ 16:44:53.333			LAP 12 @ 16:47:06.332			LAP 13 @ 16:49:19.938			LAP 14 @ 16:51:35.585			LAP 15 @ 16:54:54.140		
NO	BEHIND	LAP TIME	NO	BEHIND	LAP TIME	NO	BEHIND	LAP TIME	NO	BEHIND	LAP TIME	NO	BEHIND	LAP TIME
12		2:13.763 P	27		2:09.736	999		2:10.071	999		2:15.647 P	12		2:08.118
911	2.597	2:09.207	999	3.535	2:09.895	27	1.441	2:15.047 P	88	1 Lap	2:07.443	911	10.434	2:08.393
27	3.263	2:09.071	81	1 Lap	2:30.126 P	888	1 Lap	3:37.695	5	1 Lap	3:46.936	27	11.172	2:07.424
999	6.639	2:09.652	911	6.104	2:16.506 P	910	1 Lap	3:45.068	51	1 Lap	2:08.752	999	20.552	3:39.107
918	17.206	2:16.064 P	88	1 Lap	3:34.152	82	1 Lap	2:29.588 P	199	1 Lap	2:29.604 P	97	21.135	2:08.749
97	18.226	2:16.587 P	51	1 Lap	3:41.501	199	1 Lap	2:23.110	75	1 Lap	2:08.218	61	29.661	2:07.938
4	25.091	2:16.677 P	75	1 Lap	3:41.905	88	1 Lap	2:07.684	17	1 Lap	2:08.790	918	32.999	2:08.067
61	29.107	2:16.967 P	17	1 Lap	3:42.130	51	1 Lap	2:09.656	66	1 Lap	2:10.028	13	35.404	2:08.638
13	33.022	2:16.344 P	912	39.812	2:15.851 P	75	1 Lap	2:08.545	55	1 Lap	2:07.603	4	37.508	2:09.204
912	36.960	2:09.116	5	57.938	2:17.878 P	17	1 Lap	2:08.469	12	1:10.437	2:07.541	11	3 Laps	3:58.183
99	39.312	2:16.850 P	55	1 Lap	3:35.998	66	1 Lap	3:48.120	911	1:20.596	2:08.142	7	1 Lap	2:13.715
666	40.324	2:17.287 P	12	1:23.973	3:36.972	55	1 Lap	2:07.580	27	1:22.303	3:36.509	99	41.486	2:09.132
910	47.497	2:17.482 P	111	1 Lap	3:49.527	12	1:18.543	2:08.176	97	1:30.941	2:08.742	666	43.262	2:08.277
888	52.038	2:18.301 P	97	1:42.545	3:37.318	911	1:28.101	3:35.603	61	1:40.278	2:08.130	912	48.191	2:08.559
5	53.059	2:11.284	7	1 Lap	4:21.018	77	1 Lap	3:54.922	918	1:43.487	2:08.703	111	1 Lap	2:22.264
66	1:20.120	2:22.754 P	61	1:53.305	3:37.197	97	1:37.846	2:08.907	7	1 Lap	2:13.044	910	54.614	2:08.370
11	2 Laps	2:22.490	4	1:55.924	3:43.832	111	1 Lap	2:21.600	13	1:45.321	2:08.126	888	55.593	2:09.666
82	2:04.927	2:22.566	918	1:56.169	3:51.962	7	1 Lap	2:11.701	4	1:46.859	2:09.637	88	1:01.215	2:08.199
77	2:07.979	2:28.609 P	13	1:58.027	3:38.004	61	1:47.795	2:08.096	111	1 Lap	2:24.491	199	1 Lap	4:00.398
199	2:12.099	2:23.612	11	2 Laps	2:23.264	918	1:50.431	2:07.868	99	1:50.909	2:08.543	77	1 Lap	2:29.483
			99	2:02.170	3:35.857	13	1:52.842	2:08.421	666	1:53.540	2:08.652	82	1 Lap	2:21.754
			666	2:05.312	3:37.987	4	1:52.869	2:10.551	77	1 Lap	2:34.529	81	1 Lap	2:21.875
						99	1:58.013	2:09.449	912	1:58.187	2:07.969	5	1:16.523	2:09.337
						666	2:00.535	2:08.829	888	2:04.482	2:08.718	51	1:20.600	2:08.962
						81	1 Lap	4:10.266	910	2:04.799	2:07.551	75	1:21.243	2:08.753
						912	2:05.865	3:39.659	82	1 Lap	4:14.211	17	1:24.805	2:09.072
						888	2:11.411	2:08.283	81	1 Lap	2:21.358	66	1:38.307	2:10.572
						910	2:12.895	2:06.935	88	2:11.571	2:07.531	55	1:45.806	2:07.550
						11	2 Laps	2:29.558 P	5	2:25.741	2:10.120			
									51	2:30.193	2:08.690			
									75	2:31.045	2:08.438			
									17	2:34.288	2:08.950			
									66	2:46.290	2:10.274			
									55	2:56.811	2:08.003			

Weather / Track : Bright / Dry

Shanghai

Circuit Length = 5.451 km

Start: 16:18 Flag 17:20 End: 17:26

Blancpain GT World Challenge Asia

RACE 1 - LAP CHART

LAP 16 @ 16:57:02.087			LAP 17 @ 16:59:10.500			LAP 18 @ 17:01:19.260			LAP 19 @ 17:03:27.616			LAP 20 @ 17:05:36.458		
NO	BEHIND	LAP TIME	NO	BEHIND	LAP TIME	NO	BEHIND	LAP TIME	NO	BEHIND	LAP TIME	NO	BEHIND	LAP TIME
12		2:07.947	12		2:08.413	12		2:08.760	12		2:08.356	12		2:08.842
911	10.793	2:08.306	27	11.789	2:08.970	27	10.931	2:07.902	27	10.157	2:07.582	27	9.518	2:08.203
27	11.232	2:08.007	911	11.946	2:09.566	911	12.326	2:09.140	911	12.695	2:08.725	911	12.816	2:08.963
97	22.794	2:09.606	97	23.042	2:08.661	97	22.907	2:08.625	97	22.861	2:08.310	77	2 Laps	2:31.588
999	23.060	2:10.455	999	24.861	2:10.214	999	25.633	2:09.532	999	26.827	2:09.550	97	22.609	2:08.590
61	29.142	2:07.428	61	28.520	2:07.791	61	27.639	2:07.879	61	27.548	2:08.265	199	2 Laps	2:44.950
918	32.440	2:07.388	918	31.595	2:07.568	918	30.784	2:07.949	918	30.502	2:08.074	999	28.769	2:10.784
13	35.671	2:08.214	13	35.825	2:08.567	13	36.493	2:09.428	13	37.036	2:08.899	61	28.923	2:10.217
4	37.780	2:08.219	4	37.971	2:08.604	4	37.831	2:08.620	4	38.103	2:08.628	918	29.518	2:07.858
99	43.164	2:09.625	99	43.783	2:09.032	99	43.768	2:08.745	99	45.362	2:09.950	13	37.650	2:09.456
666	44.148	2:08.833	666	44.545	2:08.810	666	44.328	2:08.543	666	45.785	2:09.813	4	38.299	2:09.038
7	1 Lap	2:14.467	912	46.493	2:07.259	912	45.563	2:07.830	912	46.361	2:09.154	99	45.730	2:09.210
912	47.647	2:07.403	7	1 Lap	2:13.894	910	52.836	2:07.715	910	52.590	2:08.110	666	46.203	2:09.260
910	54.464	2:07.797	910	53.881	2:07.830	888	55.401	2:08.717	888	55.288	2:08.243	912	46.663	2:09.144
888	55.852	2:08.206	888	55.444	2:08.005	7	1 Lap	2:14.843	88	1:01.269	2:08.769	910	51.788	2:08.040
11	3 Laps	2:27.528	88	1:01.544	2:08.737	88	1:00.856	2:08.072	7	1 Lap	2:14.147	888	54.606	2:08.160
88	1:01.220	2:07.952	111	1 Lap	2:21.341	5	1:24.193	2:10.949	5	1:26.294	2:10.457	88	1:00.931	2:08.504
111	1 Lap	2:21.836	11	3 Laps	2:29.211	51	1:25.517	2:10.924	51	1:26.741	2:09.580	7	1 Lap	2:13.203
199	1 Lap	2:23.190	5	1:22.004	2:10.351	75	1:25.864	2:09.648	75	1:27.168	2:09.660	5	1:27.912	2:10.460
5	1:20.066	2:11.490	51	1:23.353	2:09.265	111	1 Lap	2:22.439	17	1:32.874	2:09.621	51	1:28.268	2:10.369
51	1:22.501	2:09.848	75	1:24.976	2:09.640	17	1:31.609	2:10.877	111	1 Lap	2:21.404	75	1:28.664	2:10.338
75	1:23.749	2:10.453	17	1:29.492	2:11.803	11	3 Laps	2:27.690	66	1:49.622	2:10.712	17	1:33.450	2:09.418
82	1 Lap	2:22.306	199	1 Lap	2:23.531	66	1:47.266	2:12.344	55	1:50.003	2:10.410	66	1:52.220	2:11.440
81	1 Lap	2:22.035	82	1 Lap	2:21.167	55	1:47.949	2:10.797	11	3 Laps	2:25.982	55	1:52.628	2:11.467
17	1:26.102	2:09.244	81	1 Lap	2:21.851	82	1 Lap	2:22.251	82	1 Lap	2:22.429	111	1 Lap	2:22.469
77	1 Lap	2:28.737	66	1:43.682	2:12.090	81	1 Lap	2:24.114	81	1 Lap	2:22.515			
66	1:40.005	2:09.645	55	1:45.912	2:08.455	199	1 Lap	2:32.066 P						
55	1:45.870	2:08.011	77	1 Lap	2:27.704	77	1 Lap	2:29.751						

Weather / Track : Bright / Dry

Shanghai

Circuit Length = 5.451 km

Start: 16:18 Flag 17:20 End: 17:26

Blancpain GT World Challenge Asia

RACE 1 - LAP CHART

LAP 21 @ 17:07:45.348			LAP 22 @ 17:09:54.256			LAP 23 @ 17:12:03.357			LAP 24 @ 17:14:12.218			LAP 25 @ 17:16:21.132		
NO	BEHIND	LAP TIME	NO	BEHIND	LAP TIME	NO	BEHIND	LAP TIME	NO	BEHIND	LAP TIME	NO	BEHIND	LAP TIME
12		2:08.890	12		2:08.908	12		2:09.101	12		2:08.861	12		2:08.914
11	4 Laps	2:24.960	111	2 Laps	2:21.539	27	7.643	2:08.667	27	6.724	2:07.942	27	5.872	2:08.062
82	2 Laps	2:22.218	27	8.077	2:07.943	111	2 Laps	2:22.250	911	15.415	2:09.260	911	16.071	2:09.570
27	9.042	2:08.414	911	14.154	2:10.045	911	15.016	2:09.963	97	24.875	2:09.278	97	25.115	2:09.154
911	13.017	2:09.091	11	4 Laps	2:25.134	97	24.458	2:09.770	111	2 Laps	2:22.151	999	34.222	2:09.454
81	2 Laps	2:23.043	82	2 Laps	2:22.117	999	32.708	2:10.232	999	33.682	2:09.835	918	34.468	2:09.523
97	22.855	2:09.136	97	23.789	2:09.842	918	33.093	2:09.871	918	33.859	2:09.627	61	36.658	2:09.754
999	30.695	2:10.816	81	2 Laps	2:23.217	61	35.057	2:10.903	61	35.818	2:09.622	13	41.979	2:10.225
61	31.113	2:11.080	999	31.577	2:09.790	82	2 Laps	2:23.081	13	40.668	2:10.464	111	2 Laps	2:23.274
918	31.494	2:10.866	918	32.323	2:09.737	11	4 Laps	2:26.875	4	42.220	2:10.957	4	42.833	2:09.527
13	38.115	2:09.355	61	33.255	2:11.050	13	39.065	2:09.817	82	2 Laps	2:23.010	910	53.391	2:08.861
4	38.580	2:09.171	13	38.349	2:09.142	4	40.124	2:09.755	910	53.444	2:09.937	912	56.087	2:10.707
199	2 Laps	2:24.226	4	39.470	2:09.798	81	2 Laps	2:24.032	99	54.074	2:11.919	99	57.170	2:12.010
77	2 Laps	2:30.211	99	48.976	2:10.636	99	51.016	2:11.141	912	54.294	2:11.939	888	57.855	2:11.771
99	47.248	2:10.408	912	49.402	2:10.314	912	51.216	2:10.915	666	54.673	2:10.987	666	58.472	2:12.713
666	47.761	2:10.448	666	50.693	2:11.840	910	52.368	2:10.201	888	54.998	2:10.523	88	1:01.192	2:09.405
912	47.996	2:10.223	910	51.268	2:09.397	666	52.547	2:10.955	81	2 Laps	2:24.155	82	2 Laps	2:24.272
910	50.779	2:07.881	888	53.517	2:08.543	888	53.336	2:08.920	11	4 Laps	2:31.137	81	2 Laps	2:24.578
888	53.882	2:08.166	199	2 Laps	2:27.645	88	1:00.646	2:08.896	88	1:00.701	2:08.916	11	4 Laps	2:25.038
88	1:00.816	2:08.775	88	1:00.851	2:08.943	199	2 Laps	2:23.555	7	1 Lap	2:14.022	5	1:34.555	2:11.885
7	1 Lap	2:15.704	77	2 Laps	2:35.025	7	1 Lap	2:13.853	199	2 Laps	2:24.591	7	1 Lap	2:14.143
5	1:28.736	2:09.714	7	1 Lap	2:13.842	5	1:30.613	2:10.493	5	1:31.584	2:09.832	75	1:35.409	2:10.706
51	1:29.166	2:09.788	5	1:29.221	2:09.393	51	1:31.175	2:10.161	51	1:32.862	2:10.548	51	1:37.162	2:13.214
75	1:29.679	2:09.905	51	1:30.115	2:09.857	75	1:31.853	2:10.158	75	1:33.617	2:10.625	17	1:38.940	2:10.427
17	1:34.438	2:09.878	75	1:30.796	2:10.025	77	2 Laps	2:32.877	17	1:37.427	2:10.349	199	2 Laps	2:25.586
66	1:53.825	2:10.495	17	1:35.098	2:09.568	17	1:35.939	2:09.942	77	2 Laps	2:30.880	66	1:58.800	2:10.668
55	1:54.389	2:10.651	66	1:55.363	2:10.446	66	1:56.120	2:09.858	66	1:57.046	2:09.787	55	1:59.683	2:10.473
			55	1:56.056	2:10.575	55	1:56.987	2:10.032	55	1:58.124	2:09.998			

Weather / Track : Bright / Dry

Blancpain GT World Challenge Asia

RACE 1 - LAP CHART

LAP 26 @ 17:18:31.029			LAP 27 @ 17:20:40.155		
NO	BEHIND	LAP TIME	NO	BEHIND	LAP TIME
12		2:09.897	12		2:09.126
27	4.167	2:08.192	27	3.553	2:08.512
77	3 Laps	2:32.165	911	16.566	2:10.057
911	15.635	2:09.461	97	25.266	2:09.446
97	24.946	2:09.728	77	3 Laps	2:29.908
999	33.967	2:09.642	999	34.958	2:10.117
918	34.294	2:09.723	918	34.971	2:09.803
61	36.804	2:10.043	61	37.298	2:09.620
13	42.304	2:10.222	13	43.877	2:10.699
4	45.255	2:12.319	4	48.470	2:12.341
910	52.104	2:08.610	910	51.832	2:08.854
111	2 Laps	2:22.735	912	55.270	2:08.887
912	55.509	2:09.319	888	57.200	2:08.568
888	57.758	2:09.800	99	1:02.525	2:11.244
99	1:00.407	2:13.134	88	1:02.816	2:10.982
666	1:00.756	2:12.181	666	1:03.103	2:11.473
88	1:00.960	2:09.665	111	2 Laps	2:24.952
82	2 Laps	2:23.689	82	2 Laps	2:23.264
81	2 Laps	2:24.869	75	1:38.158	2:11.662
11	4 Laps	2:24.095	5	1:38.633	2:12.636
5	1:35.123	2:10.465	51	1:40.954	2:11.769
75	1:35.622	2:10.110	17	1:43.153	2:12.320
51	1:38.311	2:11.046	81	2 Laps	2:25.310
7	1 Lap	2:13.990	7	1 Lap	2:14.843
17	1:39.959	2:10.916	11	4 Laps	2:27.616
66	1:59.765	2:10.862	66	2:00.539	2:09.900
55	2:00.763	2:10.977	55	2:01.249	2:09.612
199	2 Laps	2:24.416	199	2 Laps	2:24.212

Weather / Track : Bright / Dry

Results can be found at www.tsl-timing.com

Page 6 of 6

Shanghai
Circuit Length = 5.451 km
Start: 16:18 Flag 17:20 End: 17:26

Printed - 17:39 Friday, 27 September 2019

Blancpain GT World Challenge Asia

RACE 1 - PIT STOP ANALYSIS

P1	12 GT3S	Audi Sport Asia Team Absolute Racing	Audi R8 LMS GT3 2019				
D1: Martin RUMP	Total Stint: 11 Laps - 27:50.609 (44.81%)	Best Lap: 2:07.302 On Lap 7 @ 154.14 kph					
D2: Weiron TAN	Total Stint: 16 Laps - 34:17.856 (55.19%)	Best Lap: 2:07.541 On Lap 14 @ 153.86 kph					
STOP	IN TIME	DRIVER IN	STINT TIME	STOP TIME	TOTAL STOP TIME	OUT TIME	DRIVER OUT
1 -	16:44:50.813	Martin RUMP	26:19.123	1:31.486	1:31.486	16:46:22.299	Weiron TAN
-	Finish	Weiron TAN	34:17.856				
P2	27 GT3S	HubAuto Corsa	Ferrari 488 GT3				
D1: Yuya SAKAMOTO	Total Stint: 13 Laps - 32:18.234 (51.94%)	Best Lap: 2:07.871 On Lap 5 @ 153.46 kph					
D2: Marcos GOMES	Total Stint: 14 Laps - 29:53.784 (48.06%)	Best Lap: 2:07.424 On Lap 15 @ 154.00 kph					
STOP	IN TIME	DRIVER IN	STINT TIME	STOP TIME	TOTAL STOP TIME	OUT TIME	DRIVER OUT
1 -	16:49:18.933	Yuya SAKAMOTO	30:47.243	1:30.991	1:30.991	16:50:49.924	Marcos GOMES
-	Finish	Marcos GOMES	29:53.784				
P3	911 GT3S	Absolute Racing	Porsche 911 GT3 R				
D1: Tanart SATHIENTHIRAKUL	Total Stint: 12 Laps - 30:09.076 (48.31%)	Best Lap: 2:07.565 On Lap 5 @ 153.83 kph					
D2: Philip HAMPRECHT	Total Stint: 15 Laps - 32:15.955 (51.69%)	Best Lap: 2:08.142 On Lap 14 @ 153.13 kph					
STOP	IN TIME	DRIVER IN	STINT TIME	STOP TIME	TOTAL STOP TIME	OUT TIME	DRIVER OUT
1 -	16:47:09.891	Tanart SATHIENTHIRAKI	28:38.201	1:30.875	1:30.875	16:48:40.766	Philip HAMPRECHT
-	Finish	Philip HAMPRECHT	32:15.955				
P4	97 GT3S	Solite Indigo Racing	Mercedes-AMG GT3				
D1: Roelof BRUINS	Total Stint: 11 Laps - 28:09.400 (45.01%)	Best Lap: 2:08.669 On Lap 6 @ 152.51 kph					
D2: Manuel METZGER	Total Stint: 16 Laps - 34:24.331 (54.99%)	Best Lap: 2:08.310 On Lap 19 @ 152.93 kph					
STOP	IN TIME	DRIVER IN	STINT TIME	STOP TIME	TOTAL STOP TIME	OUT TIME	DRIVER OUT
1 -	16:45:09.015	Roelof BRUINS	26:37.325	1:32.075	1:32.075	16:46:41.090	Manuel METZGER
-	Finish	Manuel METZGER	34:24.331				
P5	999 GT3S	Audi Sport Asia Team TSRT	Audi R8 LMS GT3 2019				
D1: Weian CHEN	Total Stint: 14 Laps - 34:34.260 (55.12%)	Best Lap: 2:07.979 On Lap 5 @ 153.33 kph					
D2: Rahel FREY	Total Stint: 13 Laps - 28:09.163 (44.88%)	Best Lap: 2:09.454 On Lap 25 @ 151.58 kph					
STOP	IN TIME	DRIVER IN	STINT TIME	STOP TIME	TOTAL STOP TIME	OUT TIME	DRIVER OUT
1 -	16:51:33.155	Weian CHEN	33:01.465	1:32.795	1:32.795	16:53:05.950	Rahel FREY
-	Finish	Rahel FREY	28:09.163				
P6	918 GT3PA	Panther/AAS Motorsport	Porsche 911 GT3 R				
D1: Vutthikorn INTHRAPHUVASA	Total Stint: 11 Laps - 28:23.297 (45.26%)	Best Lap: 2:08.777 On Lap 6 @ 152.38 kph					
D2: Alexandre IMPERATORI	Total Stint: 16 Laps - 34:20.139 (54.74%)	Best Lap: 2:07.388 On Lap 16 @ 154.04 kph					
STOP	IN TIME	DRIVER IN	STINT TIME	STOP TIME	TOTAL STOP TIME	OUT TIME	DRIVER OUT
1 -	16:45:08.072	Vutthikorn INTHRAPHUV.	26:36.382	1:46.915	1:46.915	16:46:54.987	Alexandre IMPERATORI
-	Finish	Alexandre IMPERATOR	34:20.139				
P7	61 GT3PA	ABSSA Motorsport	McLaren 720S GT3				
D1: Piti BHIROMBHAKDI	Total Stint: 11 Laps - 28:19.796 (45.14%)	Best Lap: 2:09.374 On Lap 8 @ 151.68 kph					
D2: Keita SAWA	Total Stint: 16 Laps - 34:25.967 (54.86%)	Best Lap: 2:07.428 On Lap 16 @ 153.99 kph					
STOP	IN TIME	DRIVER IN	STINT TIME	STOP TIME	TOTAL STOP TIME	OUT TIME	DRIVER OUT
1 -	16:45:19.943	Piti BHIROMBHAKDI	26:48.253	1:31.543	1:31.543	16:46:51.486	Keita SAWA
-	Finish	Keita SAWA	34:25.967				
P8	13 GT3PA	Audi Sport Asia Team Absolute Racing	Audi R8 LMS GT3 2019				
D1: Jingzu SUN	Total Stint: 11 Laps - 28:24.937 (45.2%)	Best Lap: 2:10.455 On Lap 8 @ 150.42 kph					
D2: Congfu CHENG	Total Stint: 16 Laps - 34:27.405 (54.8%)	Best Lap: 2:08.126 On Lap 14 @ 153.15 kph					
STOP	IN TIME	DRIVER IN	STINT TIME	STOP TIME	TOTAL STOP TIME	OUT TIME	DRIVER OUT
1 -	16:45:23.858	Jingzu SUN	26:52.168	1:32.769	1:32.769	16:46:56.627	Congfu CHENG
-	Finish	Congfu CHENG	34:27.405				
P9	4 GT3S	Zun Motorsport Crew	Mercedes-AMG GT3				
D1: Adderly FONG	Total Stint: 11 Laps - 28:22.729 (45.08%)	Best Lap: 2:09.567 On Lap 4 @ 151.45 kph					
D2: Josh BURDON	Total Stint: 16 Laps - 34:34.206 (54.92%)	Best Lap: 2:08.219 On Lap 16 @ 153.04 kph					
STOP	IN TIME	DRIVER IN	STINT TIME	STOP TIME	TOTAL STOP TIME	OUT TIME	DRIVER OUT

Weather / Track : Bright / Dry

Shanghai
Circuit Length = 5.451 km
Start: 16:18 Flag 17:20 End: 17:26

Blancpain GT World Challenge Asia

RACE 1 - PIT STOP ANALYSIS

1 - 16:45:15.873 Adderly FONG 26:44.183 1:38.546 1:38.546 16:46:54.419 Josh BURDON
 - Finish Josh BURDON 34:34.206

P10 910 GT3PA		JRM		Porsche 911 GT3 R			
D1: Chao LI		Total Stint: 11 Laps - 28:48.700 (45.73%)		Best Lap: 2:10.886 On Lap 9 @ 149.92 kph			
D2: Chris VAN DER DRIFT		Total Stint: 16 Laps - 34:11.597 (54.27%)		Best Lap: 2:06.935 On Lap 13 @ 154.59 kph			
STOP	IN TIME	DRIVER IN	STINT TIME	STOP TIME	TOTAL STOP TIME	OUT TIME	DRIVER OUT
1 -	16:45:38.208	Chao LI	27:06.518	1:42.182	1:42.182	16:47:20.390	Chris VAN DER DRIFT
-	Finish	Chris VAN DER DRIFT	34:11.597				

P11 912 GT3S		Absolute Racing		Porsche 911 GT3 R			
D1: Yuan BO		Total Stint: 12 Laps - 30:24.202 (48.21%)		Best Lap: 2:08.288 On Lap 4 @ 152.96 kph			
D2: Leo Ye HONGLI		Total Stint: 15 Laps - 32:16.113 (51.17%)		Best Lap: 2:07.259 On Lap 17 @ 154.20 kph			
STOP	IN TIME	DRIVER IN	STINT TIME	STOP TIME	TOTAL STOP TIME	OUT TIME	DRIVER OUT
1 -	16:32:14.100	Yuan BO	13:42.410	23.420	23.420	16:32:37.520	Yuan BO
2 -	16:47:43.502	Yuan BO	15:05.982	1:35.810	1:59.230	16:49:19.312	Leo Ye HONGLI
-	Finish	Leo Ye HONGLI	32:16.113				

P12 888 GT3PA		Triple Eight Race Engineering Australia		Mercedes-AMG GT3			
D1: HH Prince Abdul Rahman IBR		Total Stint: 11 Laps - 28:43.642 (45.53%)		Best Lap: 2:11.628 On Lap 7 @ 149.08 kph			
D2: Shane VAN GISBERGEN		Total Stint: 16 Laps - 34:22.023 (54.47%)		Best Lap: 2:08.005 On Lap 17 @ 153.30 kph			
STOP	IN TIME	DRIVER IN	STINT TIME	STOP TIME	TOTAL STOP TIME	OUT TIME	DRIVER OUT
1 -	16:45:42.794	HH Prince Abdul Rahman	27:11.104	1:32.538	1:32.538	16:47:15.332	Shane VAN GISBERGEN
-	Finish	Shane VAN GISBERGEN	34:22.023				

P13 99 GT3S		Craft-Bamboo Racing		Mercedes-AMG GT3			
D1: Christina NIELSEN		Total Stint: 11 Laps - 28:28.697 (45.07%)		Best Lap: 2:10.711 On Lap 6 @ 150.12 kph			
D2: Darryl O'YOUNG		Total Stint: 16 Laps - 34:42.293 (54.93%)		Best Lap: 2:08.543 On Lap 14 @ 152.66 kph			
STOP	IN TIME	DRIVER IN	STINT TIME	STOP TIME	TOTAL STOP TIME	OUT TIME	DRIVER OUT
1 -	16:45:29.819	Christina NIELSEN	26:58.129	1:30.568	1:30.568	16:47:00.387	Darryl O'YOUNG
-	Finish	Darryl O'YOUNG	34:42.293				

P14 88 GT3PA		Craft-Bamboo Racing		Mercedes-AMG GT3			
D1: Jeffrey LEE		Total Stint: 10 Laps - 26:46.255 (42.37%)		Best Lap: 2:11.633 On Lap 4 @ 149.07 kph			
D2: Alessio PICARIELLO		Total Stint: 17 Laps - 36:25.026 (57.63%)		Best Lap: 2:07.443 On Lap 13 @ 153.97 kph			
STOP	IN TIME	DRIVER IN	STINT TIME	STOP TIME	TOTAL STOP TIME	OUT TIME	DRIVER OUT
1 -	16:43:47.410	Jeffrey LEE	25:15.720	1:30.535	1:30.535	16:45:17.945	Alessio PICARIELLO
-	Finish	Alessio PICARIELLO	36:25.026				

P15 666 GT3PA		Vincenzo Sospiri Racing		Lamborghini Huracan GT3 EVO			
D1: Alex AU		Total Stint: 11 Laps - 28:32.617 (45.17%)		Best Lap: 2:09.031 On Lap 9 @ 152.08 kph			
D2: Frederik SCHANDORFF		Total Stint: 16 Laps - 34:38.951 (54.83%)		Best Lap: 2:08.277 On Lap 15 @ 152.97 kph			
STOP	IN TIME	DRIVER IN	STINT TIME	STOP TIME	TOTAL STOP TIME	OUT TIME	DRIVER OUT
1 -	16:45:31.057	Alex AU	26:59.367	1:33.250	1:33.250	16:47:04.307	Frederik SCHANDORFF
-	Finish	Frederik SCHANDORFF	34:38.951				

P16 75 GT3PA		T2 Motorsports		Ferrari 488 GT3			
D1: David TJIPTOBIANTORO		Total Stint: 10 Laps - 27:01.932 (42.39%)		Best Lap: 2:10.499 On Lap 7 @ 150.37 kph			
D2: Rio HARYANTO		Total Stint: 17 Laps - 36:44.691 (57.61%)		Best Lap: 2:08.218 On Lap 13 @ 153.04 kph			
STOP	IN TIME	DRIVER IN	STINT TIME	STOP TIME	TOTAL STOP TIME	OUT TIME	DRIVER OUT
1 -	16:43:57.093	David TJIPTOBIANTORC	25:25.403	1:36.529	1:36.529	16:45:33.622	Rio HARYANTO
-	Finish	Rio HARYANTO	36:44.691				

P17 5 GT3AM		Phantom Pro Racing		Mercedes-AMG GT3			
D1: Chris On CHIA		Total Stint: 12 Laps - 30:48.673 (48.3%)		Best Lap: 2:10.271 On Lap 7 @ 150.63 kph			
D2: Wei LU		Total Stint: 15 Laps - 32:35.097 (51.09%)		Best Lap: 2:09.337 On Lap 15 @ 151.72 kph			
STOP	IN TIME	DRIVER IN	STINT TIME	STOP TIME	TOTAL STOP TIME	OUT TIME	DRIVER OUT
1 -	16:32:19.204	Chris On CHIA	13:47.514	23.328	23.328	16:32:42.532	Chris On CHIA
2 -	16:48:01.722	Chris On CHIA	15:19.190	1:41.969	2:05.297	16:49:43.691	Wei LU
-	Finish	Wei LU	32:35.097				

Weather / Track : Bright / Dry

Shanghai
 Circuit Length = 5.451 km
 Start: 16:18 Flag 17:20 End: 17:26

Blancpain GT World Challenge Asia

RACE 1 - PIT STOP ANALYSIS

P18	51	GT3AM	AMAC Motorsport					Lamborghini Huracan GT3 EVO
D1: Andrew MACPHERSON			Total Stint: 10 Laps - 26:54.866 (42.17%)					Best Lap: 2:13.353 On Lap 5 @ 147.15 kph
D2: William Ben PORTER			Total Stint: 17 Laps - 36:54.553 (57.83%)					Best Lap: 2:08.690 On Lap 14 @ 152.48 kph
STOP	IN TIME	DRIVER IN	STINT TIME	STOP TIME	TOTAL STOP TIME	OUT TIME	DRIVER OUT	
1 -	16:43:54.732	Andrew MACPHERSON	25:23.042	1:31.824	1:31.824	16:45:26.556	William Ben PORTER	
-	Finish	William Ben PORTER	36:54.553					
P19	17	GT3PA	Anstone Racing					Mercedes-AMG GT3
D1: Xu WEI			Total Stint: 10 Laps - 26:39.689 (41.75%)					Best Lap: 2:12.292 On Lap 9 @ 148.33 kph
D2: Naoki YOKOMIZO			Total Stint: 17 Laps - 36:48.728 (57.64%)					Best Lap: 2:08.469 On Lap 12 @ 152.74 kph
STOP	IN TIME	DRIVER IN	STINT TIME	STOP TIME	TOTAL STOP TIME	OUT TIME	DRIVER OUT	
1 -	16:34:45.603	Xu WEI	16:13.913	23.201	23.201	16:35:08.804	Xu WEI	
2 -	16:43:59.081	Xu WEI	8:50.277	1:35.499	1:58.700	16:45:34.580	Naoki YOKOMIZO	
-	Finish	Naoki YOKOMIZO	36:48.728					
P20	66	GT3AM	Team iRace.Win					Mercedes-AMG GT3
D1: Nan LIN			Total Stint: 11 Laps - 29:21.710 (45.77%)					Best Lap: 2:14.491 On Lap 4 @ 145.91 kph
D2: Heng MIN			Total Stint: 16 Laps - 34:47.294 (54.23%)					Best Lap: 2:09.645 On Lap 16 @ 151.36 kph
STOP	IN TIME	DRIVER IN	STINT TIME	STOP TIME	TOTAL STOP TIME	OUT TIME	DRIVER OUT	
1 -	16:46:11.045	Nan LIN	27:39.355	1:42.355	1:42.355	16:47:53.400	Heng MIN	
-	Finish	Heng MIN	34:47.294					
P21	55	GT3PA	Craft-Bamboo Racing					Mercedes-AMG GT3
D1: Daniel AU			Total Stint: 10 Laps - 27:30.574 (42.88%)					Best Lap: 2:18.717 On Lap 9 @ 141.46 kph
D2: Melvin MOH			Total Stint: 17 Laps - 36:39.140 (57.12%)					Best Lap: 2:07.550 On Lap 15 @ 153.85 kph
STOP	IN TIME	DRIVER IN	STINT TIME	STOP TIME	TOTAL STOP TIME	OUT TIME	DRIVER OUT	
1 -	16:44:30.634	Daniel AU	25:58.944	1:31.630	1:31.630	16:46:02.264	Melvin MOH	
-	Finish	Melvin MOH	36:39.140					
P22	7	GT3AM	Zun Motorsport Crew					Mercedes-AMG GT3
D1: Yi Ming LIN			Total Stint: 10 Laps - 27:48.720 (43.53%)					Best Lap: 2:15.762 On Lap 9 @ 144.54 kph
D2: Ka Chun MA			Total Stint: 16 Laps - 35:40.953 (55.85%)					Best Lap: 2:11.701 On Lap 12 @ 149.00 kph
STOP	IN TIME	DRIVER IN	STINT TIME	STOP TIME	TOTAL STOP TIME	OUT TIME	DRIVER OUT	
1 -	16:32:43.592	Yi Ming LIN	14:11.902	23.738	23.738	16:33:07.330	Yi Ming LIN	
2 -	16:44:31.270	Yi Ming LIN	11:23.940	2:12.878	2:36.616	16:46:44.148	Ka Chun MA	
-	Finish	Ka Chun MA	35:40.953					
P23	111	GT4AM	Team iRace.Win					Mercedes-AMG GT4
D1: Setiawan SANTOSO			Total Stint: 10 Laps - 27:43.734 (43.79%)					Best Lap: 2:20.442 On Lap 9 @ 139.72 kph
D2: Ringo CHONG			Total Stint: 15 Laps - 35:35.827 (56.21%)					Best Lap: 2:21.341 On Lap 16 @ 138.83 kph
STOP	IN TIME	DRIVER IN	STINT TIME	STOP TIME	TOTAL STOP TIME	OUT TIME	DRIVER OUT	
1 -	16:44:44.536	Setiawan SANTOSO	26:12.846	1:30.888	1:30.888	16:46:15.424	Ringo CHONG	
-	Finish	Ringo CHONG	35:35.827					
P24	82	GT4AM	BMW Team Studie					BMW M4 GT4
D1: Sunako JUKUCHOU			Total Stint: 25 Laps - 1:01:46.433 (96.98%)					Best Lap: 2:20.513 On Lap 5 @ 139.65 kph
STOP	IN TIME	DRIVER IN	STINT TIME	STOP TIME	TOTAL STOP TIME	OUT TIME	DRIVER OUT	
1 -	16:49:25.475	Sunako JUKUCHOU	30:53.785	1:55.494	1:55.494	16:51:20.969	Sunako JUKUCHOU	
-	Finish	Sunako JUKUCHOU	30:52.648					
P25	81	GT4AM	BMW Team Studie					BMW M4 GT4
D1: Takayuki KINOSHITA			Total Stint: 25 Laps - 1:02:00.647 (97.07%)					Best Lap: 2:20.953 On Lap 6 @ 139.22 kph
STOP	IN TIME	DRIVER IN	STINT TIME	STOP TIME	TOTAL STOP TIME	OUT TIME	DRIVER OUT	
1 -	16:47:09.068	Takayuki KINOSHITA	28:37.378	1:52.403	1:52.403	16:49:01.471	Takayuki KINOSHITA	
-	Finish	Takayuki KINOSHITA	33:23.269					
P26	199	GT4AM	Team iRace.Win					Mercedes-AMG GT4
D1: Keo CHANG			Total Stint: 13 Laps - 35:03.903 (54.44%)					Best Lap: 2:20.852 On Lap 6 @ 139.32 kph
D2: Joe CHI			Total Stint: 12 Laps - 28:53.951 (44.86%)					Best Lap: 2:23.190 On Lap 15 @ 137.04 kph
STOP	IN TIME	DRIVER IN	STINT TIME	STOP TIME	TOTAL STOP TIME	OUT TIME	DRIVER OUT	

Weather / Track : Bright / Dry

Results can be found at www.tsl-timing.com

Page 3 of 4

Shanghai
Circuit Length = 5.451 km
Start: 16:18 Flag 17:20 End: 17:26

Printed - 17:39 Friday, 27 September 2019

Blancpain GT World Challenge Asia

RACE 1 - PIT STOP ANALYSIS

1 -	16:51:55.653	Keo CHANG	33:23.963	1:39.940	1:39.940	16:53:35.593	Joe CHI
2 -	17:03:14.860	Joe CHI	9:39.267	26.968	2:06.908	17:03:41.828	Joe CHI
-	Finish	Joe CHI	19:14.684				

P27	77 GT4AM	Craft-Bamboo Racing						Mercedes-AMG GT4
D1: Jean-Marc MERLIN		Total Stint: 11 Laps - 29:59.559 (47.89%)						Best Lap: 2:20.409 On Lap 7 @ 139.76 kph
D2: Douglas KHOO		Total Stint: 13 Laps - 32:37.843 (52.11%)						Best Lap: 2:27.704 On Lap 16 @ 132.85 kph
STOP	IN TIME	DRIVER IN	STINT TIME	STOP TIME	TOTAL STOP TIME	OUT TIME	DRIVER OUT	
1 -	16:46:58.834	Jean-Marc MERLIN	28:27.144	1:32.415	1:32.415	16:48:31.249	Douglas KHOO	
-	Finish	Douglas KHOO	32:37.843					

P28	11 GT4AM	GTO Racing with TTR						Mercedes-AMG GT4
D1: Brian LEE		Total Stint: 11 Laps - 28:34.602 (44.69%)						Best Lap: 2:21.805 On Lap 7 @ 138.38 kph
D2: Tony FONG		Total Stint: 12 Laps - 29:20.035 (45.87%)						Best Lap: 2:24.095 On Lap 22 @ 136.18 kph
STOP	IN TIME	DRIVER IN	STINT TIME	STOP TIME	TOTAL STOP TIME	OUT TIME	DRIVER OUT	
1 -	16:21:35.814	Brian LEE	3:04.124	6:02.437	6:02.437	16:27:38.251	Brian LEE	
2 -	16:51:32.870	Brian LEE	23:54.619	1:35.859	7:38.296	16:53:08.729	Tony FONG	
-	Finish	Tony FONG	29:20.035					

Blancpain GT World Challenge Asia

RACE 1 - POSITION CHART

No	Name	Lap																												
		Pos	1	2	3	4	5	6	7	8	9	10	11	12	13	14	15	16	17	18	19	20	21	22	23	24	25	26	27	
12	Audi Sport Asia Team A	1	12	12	12	12	12	12	12	12	12	12	12	12	27	999	999	12	12	12	12	12	12	12	12	12	12	12	12	12
911	Absolute Racing	2	911	911	911	911	911	911	911	911	911	911	911	911	999	27	12	911	911	27	27	27	27	27	27	27	27	27	27	27
27	HubAuto Corsa	3	27	27	27	27	27	27	27	27	27	27	27	27	911	12	911	27	27	911	911	911	911	911	911	911	911	911	911	911
918	Panther/AAS Motorsport	4	999	999	999	999	999	999	999	999	999	999	999	999	912	911	27	999	97	97	97	97	97	97	97	97	97	97	97	97
999	Audi Sport Asia Team T	5	918	918	918	918	918	918	918	918	918	918	918	918	5	97	97	97	999	999	999	999	999	999	999	999	999	999	999	999
5	Phantom Pro Racing	6	97	97	97	97	97	97	97	97	97	97	97	97	12	61	61	61	61	61	61	61	61	61	61	61	918	918	918	918
97	Solite Indigo Racing	7	4	4	4	4	4	4	4	4	4	4	4	4	97	918	918	918	918	918	918	918	918	918	918	918	61	61	61	61
4	Zun Motorsport Crew	8	5	5	5	912	61	61	61	61	61	61	61	61	61	13	13	13	13	13	13	13	13	13	13	13	13	13	13	13
666	Vincenzo Sospiri Racing	9	912	912	912	5	912	13	13	13	13	13	13	13	4	4	4	4	4	4	4	4	4	4	4	4	4	4	4	4
912	Absolute Racing	10	13	13	13	13	13	75	75	99	99	99	99	912	918	99	99	99	99	99	99	99	99	99	99	99	99	910	910	910
13	Audi Sport Asia Team A	11	61	61	61	61	75	666	666	666	666	666	666	99	13	666	666	666	666	666	666	666	666	666	666	666	912	912	99	912
8	ARN Racing	12	666	75	75	75	666	99	99	910	910	912	666	666	99	912	912	912	912	912	912	912	912	912	912	912	666	910	912	99
75	T2 Motorsports	13	75	666	666	666	99	910	910	912	912	910	910	666	888	888	910	910	910	910	910	910	910	910	910	910	910	666	666	888
99	Craft-Bamboo Racing	14	99	99	99	99	5	888	888	888	888	888	888	888	888	910	910	888	888	888	888	888	888	888	888	888	888	888	666	666
61	ABSSA Motorsport	15	51	51	51	88	88	51	912	51	5	5	5	910	88	88	88	88	88	88	88	88	88	88	88	88	88	88	88	666
910	JRM	16	88	88	88	910	910	912	51	5	51	88	66	82	5	5	5	5	5	5	5	5	5	5	5	5	5	5	5	75
88	Craft-Bamboo Racing	17	66	66	66	51	51	66	66	66	88	66	82	199	51	51	51	51	51	51	51	51	51	51	51	51	51	51	75	5
17	Anstone Racing	18	910	910	910	66	888	17	5	88	66	51	77	88	199	75	75	75	75	75	75	75	75	75	75	75	75	75	51	51
66	Team iRace.Win	19	17	17	17	888	66	5	88	75	75	75	199	51	75	17	17	17	17	17	17	17	17	17	17	17	17	17	17	17
888	Triple Eight Race Engin	20	888	888	888	17	17	88	17	17	17	17	81	75	17	66	66	66	66	66	66	66	66	66	66	66	66	66	66	66
51	AMAC Motorsport	21	77	77	77	7	7	77	77	77	55	77	88	17	66	55	55	55	55	55	55	55	55	55	55	55	55	55	55	55
7	Zun Motorsport Crew	22	82	82	82	77	77	82	82	55	7	55	51	66	55	7	7	7	7	7	7	7	7	7	7	7	7	7	7	7
55	Craft-Bamboo Racing	23	55	55	55	82	82	55	55	82	77	7	75	55	7	111	111	111	111	111	111	111	111	111	111	111	111	111	111	111
11	GTO Racing with TTR	24	81	81	81	55	55	81	111	7	82	82	17	77	111	199	199	199	82	82	82	82	82	82	82	82	82	82	82	82
82	BMW Team Studie	25	111	111	111	81	81	111	81	111	111	81	55	111	77	77	82	82	81	81	81	81	81	81	81	81	81	81	81	81
111	Team iRace.Win	26	199	199	7	111	111	199	7	81	81	199	111	7	82	82	81	81	199	77	199	199	199	199	199	199	199	199	199	199
77	Craft-Bamboo Racing	27	7	7	199	199	199	7	199	199	199	111	7	81	81	77	77	77	77	199	77	77	77	77	77	77	77	77	77	77
199	Team iRace.Win	28	11	11	11	11	11	11	11	11	11	11	11	11	11	11	11	11	11	11	11	11	11	11	11	11	11	11	11	11
81	BMW Team Studie	29	SC1																											

Weather / Track : Bright / Dry

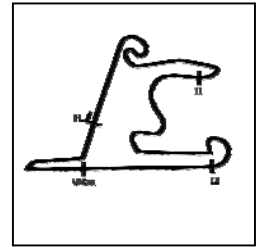
Shanghai
Circuit Length = 5.451 km
Start: 16:18 Flag 17:20 End: 17:26

Results can be found at www.tsl-timing.com

Printed - 17:40 Friday, 27 September 2019

Blancpain GT World Challenge Asia

RACE 1 - SECTOR ANALYSIS



SECTOR 1 = FL to I1, SECTOR 2 = I1 to I2 SECTOR 3 = I2 to I3, SECTOR 4 = I3 to FL, DIFF = Difference To Personal Best Lap, P = Crossed Finish Line in Pit Lane, D = Time Disallowed

P1		12 GT3S		Audi Sport Asia Team Absolute Racing		Audi R8 LMS GT3 2019		
IDEAL LAP TIME : 2:06.858		BEST LAP TIME : 2:07.302		DIFFERENCE : 0.444				
D1: Martin RUMP		D2: Weiron TAN						
LAP	SECTOR 1	SECTOR 2	SECTOR 3	SPEED TRAP	LAP TIME	KPH	DIFF	TIME OF DAY
1 - D1		46.414	42.023	262.7	2:18.867	141.31	11.565	16:20:50.557
2 - D1	1:16.446	1:07.772	1:06.253	112.6	3:30.471	93.23	1:23.169	16:24:21.028
3 - D1	1:06.478	1:07.520	1:12.058	59.7	3:26.056	95.23	1:18.754	16:27:47.084
4 - D1	43.740	46.655	37.024	265.3	2:07.419	154.00	0.117	16:29:54.503
5 - D1	43.420	46.551	37.371	264.0	2:07.342 (2)	154.10	0.040	16:32:01.845
6 - D1	43.669	46.452	37.279	263.4	2:07.400 (3)	154.03	0.098	16:34:09.245
7 - D1	43.577	46.480	37.245	264.0	2:07.302 (1)	154.14		16:36:16.547
8 - D1	43.554	46.716	37.249	264.0	2:07.519	153.88	0.217	16:38:24.066
9 - D1	43.686	46.819	37.236	264.7	2:07.741	153.62	0.439	16:40:31.807
10 - D1	43.772	46.646	37.345	264.7	2:07.763	153.59	0.461	16:42:39.570
11 - D1	43.874	46.763	IN PIT	266.0	2:13.763 P	146.70	6.461	16:44:53.333
12 - D2	OUTLAP	48.173	37.474	262.7	3:36.972	90.44	1:29.670	16:48:30.305
13 - D2	44.199	46.667	37.310	264.0	2:08.176	153.09	0.874	16:50:38.481
14 - D2	43.457	46.701	37.383	265.3	2:07.541	153.86	0.239	16:52:46.022
15 - D2	43.669	47.030	37.419	264.0	2:08.118	153.16	0.816	16:54:54.140
16 - D2	43.790	46.733	37.424	263.4	2:07.947	153.37	0.645	16:57:02.087
17 - D2	43.869	47.055	37.489	264.7	2:08.413	152.81	1.111	16:59:10.500
18 - D2	43.777	47.496	37.487	264.0	2:08.760	152.40	1.458	17:01:19.260
19 - D2	43.779	47.181	37.396	264.0	2:08.356	152.88	1.054	17:03:27.616
20 - D2	44.044	47.370	37.428	265.3	2:08.842	152.30	1.540	17:05:36.458
21 - D2	44.148	47.286	37.456	266.0	2:08.890	152.25	1.588	17:07:45.348
22 - D2	43.927	47.340	37.641	267.9	2:08.908	152.22	1.606	17:09:54.256
23 - D2	44.081	47.488	37.532	264.7	2:09.101	152.00	1.799	17:12:03.357
24 - D2	43.867	47.403	37.591	264.7	2:08.861	152.28	1.559	17:14:12.218
25 - D2	43.831	47.519	37.564	265.3	2:08.914	152.22	1.612	17:16:21.132
26 - D2	43.959	48.217	37.721	263.4	2:09.897	151.07	2.595	17:18:31.029
27 - D2	43.904	47.669	37.553	264.0	2:09.126	151.97	1.824	17:20:40.155

Weather / Track : Bright / Dry

Results can be found at www.tsl-timing.com

Page 1 of 24

Shanghai

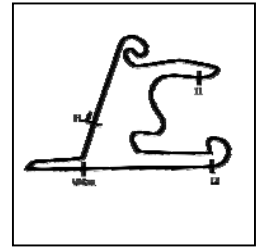
Circuit Length = 5.451 km

Start: 16:18 Flag 17:20 End: 17:26

Printed - 17:40 Friday, 27 September 2019

Blancpain GT World Challenge Asia

RACE 1 - SECTOR ANALYSIS



SECTOR 1 = FL to I1, SECTOR 2 = I1 to I2 SECTOR 3 = I2 to I3, SECTOR 4 = I3 to FL, DIFF = Difference To Personal Best Lap, P = Crossed Finish Line in Pit Lane, D = Time Disallowed

P2 27 GT3S HubAuto Corsa				Ferrari 488 GT3				
IDEAL LAP TIME : 2:07.090		BEST LAP TIME : 2:07.424		DIFFERENCE : 0.334				
D1: Yuya SAKAMOTO		D2: Marcos GOMES						
LAP	SECTOR 1	SECTOR 2	SECTOR 3	SPEED TRAP	LAP TIME	KPH	DIFF	TIME OF DAY
1 - D1		46.637	41.915	262.1	2:20.643	139.52	13.219	16:20:52.333
2 - D1	1:15.942	1:07.641	1:06.518	111.2	3:30.101	93.40	1:22.677	16:24:22.434
3 - D1	1:06.379	1:07.467	1:12.313	58.8	3:26.159	95.18	1:18.735	16:27:48.593
4 - D1	44.028	46.838	37.384	264.0	2:08.250	153.01	0.826	16:29:56.843
5 - D1	43.601	47.007	37.263	265.3	2:07.871 (3)	153.46	0.447	16:32:04.714
6 - D1	43.887	46.872	37.390	261.5	2:08.149	153.13	0.725	16:34:12.863
7 - D1	43.837	47.038	37.497	263.4	2:08.372	152.86	0.948	16:36:21.235
8 - D1	44.001	47.179	37.441	261.5	2:08.621	152.56	1.197	16:38:29.856
9 - D1	44.055	47.238	37.379	263.4	2:08.672	152.50	1.248	16:40:38.528
10 - D1	43.938	47.394	37.665	264.0	2:08.997	152.12	1.573	16:42:47.525
11 - D1	44.072	47.447	37.552	264.0	2:09.071	152.03	1.647	16:44:56.596
12 - D1	44.276	47.438	38.022	266.0	2:09.736	151.25	2.312	16:47:06.332
13 - D1	44.036	47.271	IN PIT	262.7	2:15.047 P	145.30	7.623	16:49:21.379
14 - D2	OUTLAP	47.122	37.332	264.0	3:36.509	90.63	1:29.085	16:52:57.888
15 - D2	43.470	46.611	37.343	264.0	2:07.424 (1)	154.00		16:55:05.312
16 - D2	43.588	46.914	37.505	262.1	2:08.007	153.30	0.583	16:57:13.319
17 - D2	43.841	47.139	37.990	263.4	2:08.970	152.15	1.546	16:59:22.289
18 - D2	43.765	46.726	37.411	260.2	2:07.902	153.42	0.478	17:01:30.191
19 - D2	43.388	46.750	37.444	262.1	2:07.582 (2)	153.81	0.158	17:03:37.773
20 - D2	43.216	47.545	37.442	260.2	2:08.203	153.06	0.779	17:05:45.976
21 - D2	43.571	47.326	37.517	265.3	2:08.414	152.81	0.990	17:07:54.390
22 - D2	43.643	46.890	37.410	262.1	2:07.943	153.37	0.519	17:10:02.333
23 - D2	43.523	47.752	37.392	263.4	2:08.667	152.51	1.243	17:12:11.000
24 - D2	43.532	47.054	37.356	261.5	2:07.942	153.37	0.518	17:14:18.942
25 - D2	43.637	46.894	37.531	264.7	2:08.062	153.23	0.638	17:16:27.004
26 - D2	43.535	47.037	37.620	266.6	2:08.192	153.07	0.768	17:18:35.196
27 - D2	43.833	47.307	37.372	262.1	2:08.512	152.69	1.088	17:20:43.708

Weather / Track : Bright / Dry

Results can be found at www.tsl-timing.com

Page 2 of 24

Shanghai

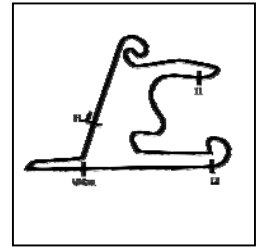
Circuit Length = 5.451 km

Start: 16:18 Flag 17:20 End: 17:26

Printed - 17:40 Friday, 27 September 2019

Blancpain GT World Challenge Asia

RACE 1 - SECTOR ANALYSIS



SECTOR 1 = FL to I1, SECTOR 2 = I1 to I2 SECTOR 3 = I2 to I3, SECTOR 4 = I3 to FL, DIFF = Difference To Personal Best Lap, P = Crossed Finish Line in Pit Lane, D = Time Disallowed

P3 911 GT3S Absolute Racing			Porsche 911 GT3 R					
IDEAL LAP TIME : 2:07.305		BEST LAP TIME : 2:07.565		DIFFERENCE : 0.260				
D1: Tanart SATHIENTHIRAKULI D2: Philip HAMPRECHT								
LAP	SECTOR 1	SECTOR 2	SECTOR 3	SPEED TRAP	LAP TIME	KPH	DIFF	TIME OF DAY
1 - D1		46.718	41.988	252.3	2:20.060	140.10	12.495	16:20:51.750
2 - D1	1:15.870	1:07.906	1:06.364	127.0	3:30.140	93.38	1:22.575	16:24:21.890
3 - D1	1:06.331	1:07.450	1:12.022	60.9	3:25.803	95.35	1:18.238	16:27:47.693
4 - D1	43.828	46.997	37.194	267.3	2:08.019	153.28	0.454	16:29:55.712
5 - D1	43.393	46.904	37.268	264.7	2:07.565 (1)	153.83		16:32:03.277
6 - D1	43.676	47.288	37.334	265.3	2:08.298	152.95	0.733	16:34:11.575
7 - D1	43.764	47.332	37.318	266.0	2:08.414	152.81	0.849	16:36:19.989
8 - D1	43.976	47.403	37.306	265.3	2:08.685	152.49	1.120	16:38:28.674
9 - D1	44.029	47.568	37.460	264.7	2:09.057	152.05	1.492	16:40:37.731
10 - D1	44.089	47.543	37.360	266.0	2:08.992	152.13	1.427	16:42:46.723
11 - D1	44.167	47.691	37.349	263.4	2:09.207	151.87	1.642	16:44:55.930
12 - D1	44.231	47.608	IN PIT	267.3	2:16.506 P	143.75	8.941	16:47:12.436
13 - D2	OUTLAP	47.698	37.347	262.1	3:35.603	91.01	1:28.038	16:50:48.039
14 - D2	43.612	47.136	37.394	263.4	2:08.142 (3)	153.13	0.577	16:52:56.181
15 - D2	43.763	47.292	37.338	263.4	2:08.393	152.84	0.828	16:55:04.574
16 - D2	43.718	47.202	37.386	263.4	2:08.306	152.94	0.741	16:57:12.880
17 - D2	43.922	47.323	38.321	262.1	2:09.566	151.45	2.001	16:59:22.446
18 - D2	44.466	47.369	37.305	265.3	2:09.140	151.95	1.575	17:01:31.586
19 - D2	43.759	47.575	37.391	266.6	2:08.725	152.44	1.160	17:03:40.311
20 - D2	43.952	47.506	37.505	264.7	2:08.963	152.16	1.398	17:05:49.274
21 - D2	43.944	47.676	37.471	265.3	2:09.091	152.01	1.526	17:07:58.365
22 - D2	44.372	48.040	37.633	260.8	2:10.045	150.89	2.480	17:10:08.410
23 - D2	44.161	47.943	37.859	266.6	2:09.963	150.99	2.398	17:12:18.373
24 - D2	43.917	47.705	37.638	263.4	2:09.260	151.81	1.695	17:14:27.633
25 - D2	44.084	47.837	37.649	266.0	2:09.570	151.45	2.005	17:16:37.203
26 - D2	44.007	47.945	37.509	266.0	2:09.461	151.57	1.896	17:18:46.664
27 - D2	43.946	48.459	37.652	265.3	2:10.057	150.88	2.492	17:20:56.721

Weather / Track : Bright / Dry

Results can be found at www.tsl-timing.com

Page 3 of 24

Shanghai

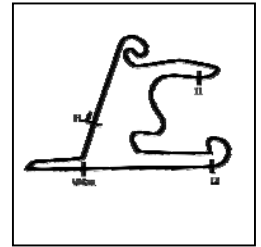
Circuit Length = 5.451 km

Start: 16:18 Flag 17:20 End: 17:26

Printed - 17:40 Friday, 27 September 2019

Blancpain GT World Challenge Asia

RACE 1 - SECTOR ANALYSIS



SECTOR 1 = FL to I1, SECTOR 2 = I1 to I2 SECTOR 3 = I2 to I3, SECTOR 4 = I3 to FL, DIFF = Difference To Personal Best Lap, P = Crossed Finish Line in Pit Lane, D = Time Disallowed

P4 97 GT3S Solite Indigo Racing		Mercedes-AMG GT3						
IDEAL LAP TIME : 2:07.956		BEST LAP TIME : 2:08.310		DIFFERENCE : 0.354				
D1: Roelof BRUINS		D2: Manuel METZGER						
LAP	SECTOR 1	SECTOR 2	SECTOR 3	SPEED TRAP	LAP TIME	KPH	DIFF	TIME OF DAY
1 - D1		47.568	41.788	262.1	2:22.729	137.48	14.419	16:20:54.419
2 - D1	1:15.559	1:08.056	1:06.600	98.1	3:30.215	93.35	1:21.905	16:24:24.634
3 - D1	1:06.172	1:08.168	1:11.535	65.8	3:25.875	95.31	1:17.565	16:27:50.509
4 - D1	44.322	47.385	37.892	263.4	2:09.599	151.41	1.289	16:30:00.108
5 - D1	44.191	47.456	37.624	263.4	2:09.271	151.80	0.961	16:32:09.379
6 - D1	43.787	47.373	37.509	264.0	2:08.669	152.51	0.359	16:34:18.048
7 - D1	43.852	47.265	37.693	262.1	2:08.810	152.34	0.500	16:36:26.858
8 - D1	44.164	47.282	37.613	262.1	2:09.059	152.05	0.749	16:38:35.917
9 - D1	44.236	47.804	37.842	262.7	2:09.882	151.08	1.572	16:40:45.799
10 - D1	44.036	47.391	37.746	264.0	2:09.173	151.91	0.863	16:42:54.972
11 - D1	44.361	47.489	IN PIT	263.4	2:16.587	143.67	8.277	16:45:11.559
12 - D2	OUTLAP	47.101	37.856	257.7	3:37.318	90.29	1:29.008	16:48:48.877
13 - D2	43.877	46.733	38.297	261.5	2:08.907	152.23	0.597	16:50:57.784
14 - D2	44.362	46.827	37.553	260.8	2:08.742	152.42	0.432	16:53:06.526
15 - D2	44.299	46.856	37.594	263.4	2:08.749	152.41	0.439	16:55:15.275
16 - D2	44.250	47.338	38.018	260.8	2:09.606	151.40	1.296	16:57:24.881
17 - D2	44.108	46.993	37.560	261.5	2:08.661	152.52	0.351	16:59:33.542
18 - D2	43.937	47.241	37.447	260.8	2:08.625	152.56	0.315	17:01:42.167
19 - D2	43.883	46.991	37.436	260.8	2:08.310	152.93		17:03:50.477
20 - D2	43.884	47.171	37.535	261.5	2:08.590	152.60	0.280	17:05:59.067
21 - D2	44.490	47.034	37.612	260.8	2:09.136	151.96	0.826	17:08:08.203
22 - D2	44.173	47.750	37.919	260.8	2:09.842	151.13	1.532	17:10:18.045
23 - D2	44.884	47.192	37.694	260.8	2:09.770	151.21	1.460	17:12:27.815
24 - D2	44.242	47.258	37.778	261.5	2:09.278	151.79	0.968	17:14:37.093
25 - D2	44.155	47.151	37.848	260.8	2:09.154	151.93	0.844	17:16:46.247
26 - D2	44.353	47.502	37.873	261.5	2:09.728	151.26	1.418	17:18:55.975
27 - D2	44.327	47.424	37.695	266.0	2:09.446	151.59	1.136	17:21:05.421

Weather / Track : Bright / Dry

Results can be found at www.tsl-timing.com

Page 4 of 24

Shanghai

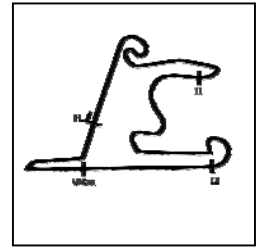
Circuit Length = 5.451 km

Start: 16:18 Flag 17:20 End: 17:26

Printed - 17:40 Friday, 27 September 2019

Blancpain GT World Challenge Asia

RACE 1 - SECTOR ANALYSIS



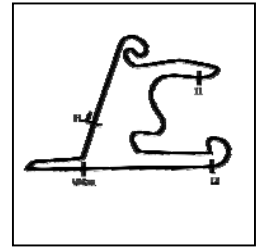
SECTOR 1 = FL to I1, SECTOR 2 = I1 to I2 SECTOR 3 = I2 to I3, SECTOR 4 = I3 to FL, DIFF = Difference To Personal Best Lap, P = Crossed Finish Line in Pit Lane, D = Time Disallowed

P5 999 GT3S Audi Sport Asia Team TSRT		Audi R8 LMS GT3 2019						
IDEAL LAP TIME : 2:07.794		BEST LAP TIME : 2:07.979		DIFFERENCE : 0.185				
D1: Weian CHEN		D2: Rahel FREY						
LAP	SECTOR 1	SECTOR 2	SECTOR 3	SPEED TRAP	LAP TIME	KPH	DIFF	TIME OF DAY
1 - D1		46.943	41.824	266.0	2:21.141	139.03	13.162	16:20:52.831
2 - D1	1:15.818	1:07.807	1:06.459	105.0	3:30.084	93.40	1:22.105	16:24:22.915
3 - D1	1:06.392	1:07.661	1:12.274	62.0	3:26.327	95.10	1:18.348	16:27:49.242
4 - D1	43.959	46.833	37.529	270.0	2:08.321	152.92	0.342	16:29:57.563
5 - D1	43.584	47.018	37.377	267.9	2:07.979 (1)	153.33		16:32:05.542
6 - D1	43.779	47.336	37.533	264.7	2:08.648	152.53	0.669	16:34:14.190
7 - D1	43.979	47.297	37.527	263.4	2:08.803	152.35	0.824	16:36:22.993
8 - D1	44.029	47.433	37.598	266.0	2:09.060	152.05	1.081	16:38:32.053
9 - D1	43.983	47.488	37.503	266.0	2:08.974	152.15	0.995	16:40:41.027
10 - D1	44.242	47.404	37.647	266.0	2:09.293	151.77	1.314	16:42:50.320
11 - D1	44.131	47.835	37.686	267.3	2:09.652	151.35	1.673	16:44:59.972
12 - D1	44.363	47.684	37.848	269.3	2:09.895	151.07	1.916	16:47:09.867
13 - D1	44.268	47.892	37.911	265.3	2:10.071	150.86	2.092	16:49:19.938
14 - D1	44.262	47.667	IN PIT	265.3	2:15.647	P 144.66	7.668	16:51:35.585
15 - D2	OUTLAP	48.105	37.819	263.4	3:39.107	89.56	1:31.128	16:55:14.692
16 - D2	44.178	48.121	38.156	265.3	2:10.455	150.42	2.476	16:57:25.147
17 - D2	44.510	47.960	37.744	268.6	2:10.214	150.70	2.235	16:59:35.361
18 - D2	44.149	47.752	37.631	266.6	2:09.532	151.49	1.553	17:01:44.893
19 - D2	44.063	47.818	37.669	266.6	2:09.550	151.47	1.571	17:03:54.443
20 - D2	44.320	48.050	38.414	267.3	2:10.784	150.04	2.805	17:06:05.227
21 - D2	44.651	48.426	37.739	263.4	2:10.816	150.00	2.837	17:08:16.043
22 - D2	44.087	47.997	37.706	266.0	2:09.790	151.19	1.811	17:10:25.833
23 - D2	44.398	48.136	37.698	267.9	2:10.232	150.68	2.253	17:12:36.065
24 - D2	44.173	47.733	37.929	265.3	2:09.835	151.14	1.856	17:14:45.900
25 - D2	44.133	47.801	37.520	266.0	2:09.454	151.58	1.475	17:16:55.354
26 - D2	44.145	47.889	37.608	268.6	2:09.642	151.36	1.663	17:19:04.996
27 - D2	44.215	47.827	38.075	266.0	2:10.117	150.81	2.138	17:21:15.113

Weather / Track : Bright / Dry

Blancpain GT World Challenge Asia

RACE 1 - SECTOR ANALYSIS



SECTOR 1 = FL to I1, SECTOR 2 = I1 to I2 SECTOR 3 = I2 to I3, SECTOR 4 = I3 to FL, DIFF = Difference To Personal Best Lap, P = Crossed Finish Line in Pit Lane, D = Time Disallowed

P6 918 GT3PA Panther/AAS Motorsport			Porsche 911 GT3 R					
IDEAL LAP TIME : 2:07.296		BEST LAP TIME : 2:07.388		DIFFERENCE : 0.092				
D1: Vutthikorn INTHRAPHUVA D2: Alexandre IMPERATORI								
LAP	SECTOR 1	SECTOR 2	SECTOR 3	SPEED TRAP	LAP TIME	KPH	DIFF	TIME OF DAY
1 - D1		47.607	41.479	264.0	2:21.938	138.25	14.550	16:20:53.628
2 - D1	1:15.751	1:07.743	1:06.533	126.9	3:30.027	93.43	1:22.639	16:24:23.655
3 - D1	1:06.634	1:07.818	1:11.737	65.8	3:26.189	95.17	1:18.801	16:27:49.844
4 - D1	44.403	47.503	37.969	266.6	2:09.875	151.09	2.487	16:29:59.719
5 - D1	43.889	47.718	37.507	263.4	2:09.114	151.98	1.726	16:32:08.833
6 - D1	43.724	47.477	37.576	263.4	2:08.777	152.38	1.389	16:34:17.610
7 - D1	43.748	47.349	37.747	264.7	2:08.844	152.30	1.456	16:36:26.454
8 - D1	43.815	47.257	37.896	260.8	2:08.968	152.15	1.580	16:38:35.422
9 - D1	44.103	47.972	37.801	264.0	2:09.876	151.09	2.488	16:40:45.298
10 - D1	43.827	47.638	37.712	263.4	2:09.177	151.91	1.789	16:42:54.475
11 - D1	44.022	47.778	IN PIT	263.4	2:16.064	144.22	8.676	16:45:10.539
12 - D2	OUTLAP	47.676	37.429	266.6	3:51.962	84.59	1:44.574	16:49:02.501
13 - D2	43.649	46.908	37.311	264.0	2:07.868	153.46	0.480	16:51:10.369
14 - D2	43.217	48.089	37.397	265.3	2:08.703	152.47	1.315	16:53:19.072
15 - D2	43.553	47.135	37.379	264.0	2:08.067	153.22	0.679	16:55:27.139
16 - D2	43.182	46.946	37.260	266.0	2:07.388 (1)	154.04		16:57:34.527
17 - D2	43.345	46.952	37.271	263.4	2:07.568	153.82	0.180	16:59:42.095
18 - D2	43.530	47.213	37.206	266.0	2:07.949	153.37	0.561	17:01:50.044
19 - D2	43.605	47.112	37.357	264.7	2:08.074	153.22	0.686	17:03:58.118
20 - D2	43.523	47.069	37.266	264.0	2:07.858	153.47	0.470	17:06:05.976
21 - D2	44.700	48.572	37.594	266.6	2:10.866	149.95	3.478	17:08:16.842
22 - D2	44.429	47.935	37.373	267.3	2:09.737	151.25	2.349	17:10:26.579
23 - D2	43.857	48.443	37.571	265.3	2:09.871	151.10	2.483	17:12:36.450
24 - D2	44.078	47.855	37.694	266.6	2:09.627	151.38	2.239	17:14:46.077
25 - D2	44.255	47.846	37.422	267.9	2:09.523	151.50	2.135	17:16:55.600
26 - D2	44.215	47.958	37.550	266.6	2:09.723	151.27	2.335	17:19:05.323
27 - D2	44.181	47.887	37.735	266.6	2:09.803	151.17	2.415	17:21:15.126

Weather / Track : Bright / Dry

Results can be found at www.tsl-timing.com

Page 6 of 24

Shanghai

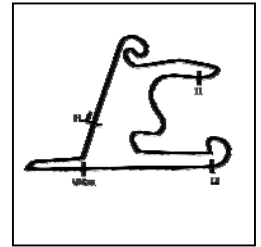
Circuit Length = 5.451 km

Start: 16:18 Flag 17:20 End: 17:26

Printed - 17:40 Friday, 27 September 2019

Blancpain GT World Challenge Asia

RACE 1 - SECTOR ANALYSIS



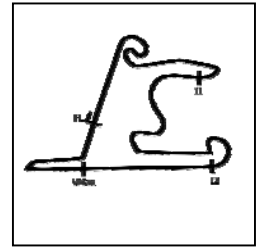
SECTOR 1 = FL to I1, SECTOR 2 = I1 to I2 SECTOR 3 = I2 to I3, SECTOR 4 = I3 to FL, DIFF = Difference To Personal Best Lap, P = Crossed Finish Line in Pit Lane, D = Time Disallowed

P7 61 GT3PA ABSSA Motorsport			McLaren 720S GT3					
IDEAL LAP TIME : 2:07.196		BEST LAP TIME : 2:07.428		DIFFERENCE : 0.232				
D1: Piti BHIROMBHKADI		D2: Keita SAWA						
LAP	SECTOR 1	SECTOR 2	SECTOR 3	SPEED TRAP	LAP TIME	KPH	DIFF	TIME OF DAY
1 - D1		48.925	42.173	220.8	2:26.518	133.93	19.090	16:20:58.208
2 - D1	1:16.638	1:07.641	1:06.132	93.7	3:30.411	93.26	1:22.983	16:24:28.619
3 - D1	1:06.747	1:07.712	1:11.471	67.9	3:25.930	95.29	1:18.502	16:27:54.549
4 - D1	44.600	48.465	38.089	265.3	2:11.154	149.62	3.726	16:30:05.703
5 - D1	44.613	47.950	38.031	264.7	2:10.594	150.26	3.166	16:32:16.297
6 - D1	44.390	48.277	37.829	262.1	2:10.496	150.37	3.068	16:34:26.793
7 - D1	44.277	47.750	37.404	264.0	2:09.431	151.61	2.003	16:36:36.224
8 - D1	44.428	47.234	37.712	264.7	2:09.374	151.68	1.946	16:38:45.598
9 - D1	44.338	47.737	37.888	262.7	2:09.963	150.99	2.535	16:40:55.561
10 - D1	44.570	47.709	37.633	264.7	2:09.912	151.05	2.484	16:43:05.473
11 - D1	44.568	47.686	IN PIT	263.4	2:16.967	143.27	9.539	16:45:22.440
12 - D2	OUTLAP	47.499	37.265	264.0	3:37.197	90.34	1:29.769	16:48:59.637
13 - D2	43.896	46.679	37.521	266.0	2:08.096	153.19	0.668	16:51:07.733
14 - D2	43.700	47.440	36.990	264.7	2:08.130	153.15	0.702	16:53:15.863
15 - D2	43.637	47.215	37.086	265.3	2:07.938	153.38	0.510	16:55:23.801
16 - D2	43.530	46.866	37.032	264.7	2:07.428 (1)	153.99		16:57:31.229
17 - D2	43.594	47.113	37.084	266.6	2:07.791 (2)	153.56	0.363	16:59:39.020
18 - D2	43.650	47.242	36.987	267.3	2:07.879 (3)	153.45	0.451	17:01:46.899
19 - D2	43.894	47.220	37.151	266.6	2:08.265	152.99	0.837	17:03:55.164
20 - D2	44.045	47.780	38.392	267.3	2:10.217	150.69	2.789	17:06:05.381
21 - D2	45.079	48.415	37.586	267.3	2:11.080	149.70	3.652	17:08:16.461
22 - D2	44.607	49.144	37.299	267.3	2:11.050	149.74	3.622	17:10:27.511
23 - D2	44.430	48.690	37.783	269.3	2:10.903	149.90	3.475	17:12:38.414
24 - D2	44.376	47.982	37.264	266.0	2:09.622	151.39	2.194	17:14:48.036
25 - D2	44.214	48.052	37.488	266.6	2:09.754	151.23	2.326	17:16:57.790
26 - D2	44.572	48.009	37.462	266.0	2:10.043	150.90	2.615	17:19:07.833
27 - D2	44.442	47.927	37.251	266.0	2:09.620	151.39	2.192	17:21:17.453

Weather / Track : Bright / Dry

Blancpain GT World Challenge Asia

RACE 1 - SECTOR ANALYSIS



SECTOR 1 = FL to I1, SECTOR 2 = I1 to I2 SECTOR 3 = I2 to I3, SECTOR 4 = I3 to FL, DIFF = Difference To Personal Best Lap, P = Crossed Finish Line in Pit Lane, D = Time Disallowed

P8		13 GT3PA		Audi Sport Asia Team Absolute Racing		Audi R8 LMS GT3 2019		
IDEAL LAP TIME : 2:08.005		BEST LAP TIME : 2:08.126		DIFFERENCE : 0.121				
D1: Jingzu SUN		D2: Congfu CHENG						
LAP	SECTOR 1	SECTOR 2	SECTOR 3	SPEED TRAP	LAP TIME	KPH	DIFF	TIME OF DAY
1 - D1		48.812	41.367	266.0	2:25.380	134.98	17.254	16:20:57.070
2 - D1	1:16.192	1:08.289	1:06.130	90.2	3:30.611	93.17	1:22.485	16:24:27.681
3 - D1	1:06.775	1:07.384	1:11.167	65.2	3:25.326	95.57	1:17.200	16:27:53.007
4 - D1	45.543	48.955	38.045	267.9	2:12.543	148.05	4.417	16:30:05.550
5 - D1	45.327	48.603	38.034	265.3	2:11.964	148.70	3.838	16:32:17.514
6 - D1	44.462	48.169	37.848	266.0	2:10.479	150.39	2.353	16:34:27.993
7 - D1	44.683	47.846	37.956	264.0	2:10.485	150.38	2.359	16:36:38.478
8 - D1	44.774	47.918	37.763	264.0	2:10.455	150.42	2.329	16:38:48.933
9 - D1	44.631	48.043	37.886	262.1	2:10.560	150.30	2.434	16:40:59.493
10 - D1	44.517	48.194	37.807	264.0	2:10.518	150.35	2.392	16:43:10.011
11 - D1	44.559	47.974	IN PIT	262.7	2:16.344	143.92	8.218	16:45:26.355
12 - D2	OUTLAP	47.578	37.578	266.6	3:38.004	90.01	1:29.878	16:49:04.359
13 - D2	43.925	46.864	37.632	266.6	2:08.421	152.80	0.295	16:51:12.780
14 - D2	43.807	46.859	37.460	267.3	2:08.126	153.15		16:53:20.906
15 - D2	44.144	46.881	37.613	266.6	2:08.638	152.54	0.512	16:55:29.544
16 - D2	43.897	46.978	37.339	264.7	2:08.214	153.05	0.088	16:57:37.758
17 - D2	43.922	46.997	37.648	263.4	2:08.567	152.63	0.441	16:59:46.325
18 - D2	44.390	47.511	37.527	264.7	2:09.428	151.61	1.302	17:01:55.753
19 - D2	44.138	47.231	37.530	265.3	2:08.899	152.24	0.773	17:04:04.652
20 - D2	44.211	47.628	37.617	263.4	2:09.456	151.58	1.330	17:06:14.108
21 - D2	44.168	47.534	37.653	263.4	2:09.355	151.70	1.229	17:08:23.463
22 - D2	44.025	47.406	37.711	264.0	2:09.142	151.95	1.016	17:10:32.605
23 - D2	44.396	47.704	37.717	266.6	2:09.817	151.16	1.691	17:12:42.422
24 - D2	44.992	47.753	37.719	263.4	2:10.464	150.41	2.338	17:14:52.886
25 - D2	44.201	48.219	37.805	267.3	2:10.225	150.68	2.099	17:17:03.111
26 - D2	44.503	47.692	38.027	263.4	2:10.222	150.69	2.096	17:19:13.333
27 - D2	44.563	48.374	37.762	262.7	2:10.699	150.14	2.573	17:21:24.032

Weather / Track : Bright / Dry

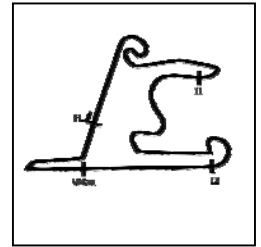
Shanghai

Circuit Length = 5.451 km

Start: 16:18 Flag 17:20 End: 17:26

Blancpain GT World Challenge Asia

RACE 1 - SECTOR ANALYSIS



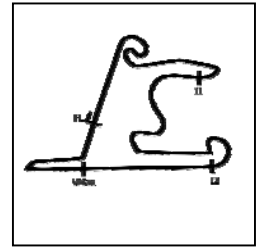
SECTOR 1 = FL to I1, SECTOR 2 = I1 to I2 SECTOR 3 = I2 to I3, SECTOR 4 = I3 to FL, DIFF = Difference To Personal Best Lap, P = Crossed Finish Line in Pit Lane, D = Time Disallowed

P9		4 GT3S		Zun Motorsport Crew		Mercedes-AMG GT3			
IDEAL LAP TIME : 2:08.219		BEST LAP TIME : 2:08.219		DIFFERENCE : 0.000					
D1: Adderly FONG		D2: Josh BURDON							
LAP	SECTOR 1	SECTOR 2	SECTOR 3	SPEED TRAP	LAP TIME	KPH	DIFF	TIME OF DAY	
1 - D1		48.004	41.331	262.1	2:23.207	137.02	14.988	16:20:54.897	
2 - D1	1:15.462	1:08.245	1:06.798	91.1	3:30.505	93.22	1:22.286	16:24:25.402	
3 - D1	1:06.500	1:07.660	1:11.566	68.9	3:25.726	95.38	1:17.507	16:27:51.128	
4 - D1	44.400	47.582	37.585	264.7	2:09.567	151.45	1.348	16:30:00.695	
5 - D1	44.431	47.825	38.166	264.7	2:10.422	150.46	2.203	16:32:11.117	
6 - D1	44.386	47.804	37.764	264.0	2:09.954	151.00	1.735	16:34:21.071	
7 - D1	44.437	47.823	37.876	263.4	2:10.136	150.79	1.917	16:36:31.207	
8 - D1	44.515	48.179	37.775	262.7	2:10.469	150.40	2.250	16:38:41.676	
9 - D1	44.595	47.752	37.858	264.7	2:10.205	150.71	1.986	16:40:51.881	
10 - D1	44.411	47.668	37.787	264.7	2:09.866	151.10	1.647	16:43:01.747	
11 - D1	44.579	47.985	IN PIT	263.4	2:16.677	143.57	8.458	16:45:18.424	
12 - D2	OUTLAP	47.547	37.711	262.1	3:43.832	87.67	1:35.613	16:49:02.256	
13 - D2	45.004	47.604	37.943	265.3	2:10.551	150.31	2.332	16:51:12.807	
14 - D2	44.543	47.514	37.580	266.0	2:09.637	151.37	1.418	16:53:22.444	
15 - D2	43.711	47.376	38.117	265.3	2:09.204	151.88	0.985	16:55:31.648	
16 - D2	43.699	47.107	37.413	264.7	2:08.219 (1)	153.04		16:57:39.867	
17 - D2	43.791	47.243	37.570	264.0	2:08.604 (2)	152.58	0.385	16:59:48.471	
18 - D2	43.932	47.140	37.548	265.3	2:08.620 (3)	152.57	0.401	17:01:57.091	
19 - D2	43.767	47.347	37.514	265.3	2:08.628	152.56	0.409	17:04:05.719	
20 - D2	44.131	47.341	37.566	265.3	2:09.038	152.07	0.819	17:06:14.757	
21 - D2	44.203	47.477	37.491	266.0	2:09.171	151.91	0.952	17:08:23.928	
22 - D2	44.423	47.833	37.542	264.7	2:09.798	151.18	1.579	17:10:33.726	
23 - D2	44.361	47.719	37.675	268.6	2:09.755	151.23	1.536	17:12:43.481	
24 - D2	44.535	47.870	38.552	265.3	2:10.957	149.84	2.738	17:14:54.438	
25 - D2	44.221	47.648	37.658	265.3	2:09.527	151.50	1.308	17:17:03.965	
26 - D2	44.400	47.678	40.241	264.0	2:12.319	148.30	4.100	17:19:16.284	
27 - D2	45.310	48.269	38.762	261.5	2:12.341	148.28	4.122	17:21:28.625	

Weather / Track : Bright / Dry

Blancpain GT World Challenge Asia

RACE 1 - SECTOR ANALYSIS



SECTOR 1 = FL to I1, SECTOR 2 = I1 to I2 SECTOR 3 = I2 to I3, SECTOR 4 = I3 to FL, DIFF = Difference To Personal Best Lap, P = Crossed Finish Line in Pit Lane, D = Time Disallowed

P10 910 GT3PA JRM				Porsche 911 GT3 R				
IDEAL LAP TIME : 2:06.935		BEST LAP TIME : 2:06.935		DIFFERENCE : 0.000				
D1: Chao LI		D2: Chris VAN DER DRIFT						
LAP	SECTOR 1	SECTOR 2	SECTOR 3	SPEED TRAP	LAP TIME	KPH	DIFF	TIME OF DAY
1 - D1		49.478	42.750	260.8	2:32.182	128.94	25.247	16:21:03.872
2 - D1	1:17.548	1:06.342	1:06.875	118.1	3:30.765	93.10	1:23.830	16:24:34.637
3 - D1	1:06.995	1:07.162	1:10.678	70.1	3:24.835	95.80	1:17.900	16:27:59.472
4 - D1	45.028	48.709	37.924	263.4	2:11.661	149.04	4.726	16:30:11.133
5 - D1	44.950	49.178	39.518	262.1	2:13.646	146.83	6.711	16:32:24.779
6 - D1	45.736	48.536	38.023	261.5	2:12.295	148.33	5.360	16:34:37.074
7 - D1	44.607	48.790	37.833	261.5	2:11.230	149.53	4.295	16:36:48.304
8 - D1	45.170	49.030	37.874	262.1	2:12.074	148.58	5.139	16:39:00.378
9 - D1	44.590	48.635	37.661	262.1	2:10.886	149.92	3.951	16:41:11.264
10 - D1	45.265	48.788	38.031	261.5	2:12.084	148.56	5.149	16:43:23.348
11 - D1	44.761	48.837	IN PIT	260.8	2:17.482	142.73	10.547	16:45:40.830
12 - D2	OUTLAP	47.170	37.174	263.4	3:45.068	87.18	1:38.133	16:49:25.898
13 - D2	43.101	46.691	37.143	263.4	2:06.935 (1)	154.59		16:51:32.833
14 - D2	43.361	46.911	37.279	264.0	2:07.551 (2)	153.84	0.616	16:53:40.384
15 - D2	43.627	47.363	37.380	260.8	2:08.370	152.86	1.435	16:55:48.754
16 - D2	43.330	47.051	37.416	261.5	2:07.797	153.55	0.862	16:57:56.551
17 - D2	43.304	47.255	37.271	263.4	2:07.830	153.51	0.895	17:00:04.381
18 - D2	43.352	47.098	37.265	261.5	2:07.715 (3)	153.65	0.780	17:02:12.096
19 - D2	43.365	47.366	37.379	262.1	2:08.110	153.17	1.175	17:04:20.206
20 - D2	43.400	47.239	37.401	261.5	2:08.040	153.26	1.105	17:06:28.246
21 - D2	43.288	47.120	37.473	262.1	2:07.881	153.45	0.946	17:08:36.127
22 - D2	43.734	48.240	37.423	264.7	2:09.397	151.65	2.462	17:10:45.524
23 - D2	43.857	48.335	38.009	266.6	2:10.201	150.71	3.266	17:12:55.725
24 - D2	43.927	48.503	37.507	264.0	2:09.937	151.02	3.002	17:15:05.662
25 - D2	43.876	47.415	37.570	262.1	2:08.861	152.28	1.926	17:17:14.523
26 - D2	43.477	47.723	37.410	262.7	2:08.610	152.58	1.675	17:19:23.133
27 - D2	43.768	47.664	37.422	262.7	2:08.854	152.29	1.919	17:21:31.987

Weather / Track : Bright / Dry

Results can be found at www.tsl-timing.com

Page 10 of 24

Shanghai

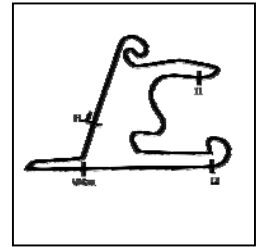
Circuit Length = 5.451 km

Start: 16:18 Flag 17:20 End: 17:26

Printed - 17:40 Friday, 27 September 2019

Blancpain GT World Challenge Asia

RACE 1 - SECTOR ANALYSIS



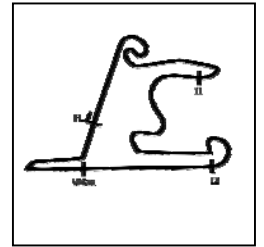
SECTOR 1 = FL to I1, SECTOR 2 = I1 to I2 SECTOR 3 = I2 to I3, SECTOR 4 = I3 to FL, DIFF = Difference To Personal Best Lap, P = Crossed Finish Line in Pit Lane, D = Time Disallowed

P11 912 GT3S		Absolute Racing		Porsche 911 GT3 R				
IDEAL LAP TIME : 2:07.243		BEST LAP TIME : 2:07.259		DIFFERENCE : 0.016				
D1: Yuan BO		D2: Leo Ye HONGLI						
LAP	SECTOR 1	SECTOR 2	SECTOR 3	SPEED TRAP	LAP TIME	KPH	DIFF	TIME OF DAY
1 - D1		48.376	41.442	256.5	2:24.837	135.48	17.578	16:20:56.527
2 - D1	1:15.643	1:08.394	1:06.431	92.9	3:30.468	93.23	1:23.209	16:24:26.995
3 - D1	1:06.479	1:07.316	1:12.007	66.7	3:25.802	95.35	1:18.543	16:27:52.797
4 - D1	43.992	46.929	37.367	268.6	2:08.288	152.96	1.029	16:30:01.085
5 - D1	44.435	47.702	IN PIT	268.6	2:15.475	144.85	8.216	16:32:16.560
6 - D1	OUTLAP	47.884	37.503	270.6	2:27.434	133.10	20.175	16:34:43.994
7 - D1	44.143	47.641	37.380	266.6	2:09.164	151.92	1.905	16:36:53.158
8 - D1	44.386	47.766	37.529	267.3	2:09.681	151.32	2.422	16:39:02.839
9 - D1	43.997	47.455	37.423	266.0	2:08.875	152.26	1.616	16:41:11.714
10 - D1	44.566	47.292	37.605	266.0	2:09.463	151.57	2.204	16:43:21.177
11 - D1	44.186	47.528	37.402	265.3	2:09.116	151.98	1.857	16:45:30.293
12 - D1	44.043	48.057	IN PIT	265.3	2:15.851	144.44	8.592	16:47:46.144
13 - D2	OUTLAP	47.205	37.387	264.7	3:39.659	89.33	1:32.400	16:51:25.803
14 - D2	43.590	47.255	37.124	263.4	2:07.969	153.34	0.710	16:53:33.772
15 - D2	44.535	46.864	37.160	267.9	2:08.559	152.64	1.300	16:55:42.331
16 - D2	43.640	46.775	36.988	266.6	2:07.403	154.02	0.144	16:57:49.734
17 - D2	43.531	46.724	37.004	267.9	2:07.259	154.20		16:59:56.993
18 - D2	43.623	47.031	37.176	266.6	2:07.830	153.51	0.571	17:02:04.823
19 - D2	43.977	47.645	37.532	272.0	2:09.154	151.93	1.895	17:04:13.977
20 - D2	44.172	47.625	37.347	272.0	2:09.144	151.95	1.885	17:06:23.121
21 - D2	44.197	48.299	37.727	264.7	2:10.223	150.69	2.964	17:08:33.344
22 - D2	44.537	48.288	37.489	269.3	2:10.314	150.58	3.055	17:10:43.658
23 - D2	44.510	48.039	38.366	270.6	2:10.915	149.89	3.656	17:12:54.573
24 - D2	45.885	48.165	37.889	270.6	2:11.939	148.73	4.680	17:15:06.512
25 - D2	44.860	48.381	37.466	266.6	2:10.707	150.13	3.448	17:17:17.219
26 - D2	44.140	47.537	37.642	267.9	2:09.319	151.74	2.060	17:19:26.538
27 - D2	43.891	47.568	37.428	265.3	2:08.887	152.25	1.628	17:21:35.425

Weather / Track : Bright / Dry

Blancpain GT World Challenge Asia

RACE 1 - SECTOR ANALYSIS



SECTOR 1 = FL to I1, SECTOR 2 = I1 to I2 SECTOR 3 = I2 to I3, SECTOR 4 = I3 to FL, DIFF = Difference To Personal Best Lap, P = Crossed Finish Line in Pit Lane, D = Time Disallowed

P12 888 GT3PA Triple Eight Race Engineering Australia Mercedes-AMG GT3

IDEAL LAP TIME : 2:07.812 BEST LAP TIME : 2:08.005 DIFFERENCE : 0.193

D1: HH Prince Abdul Rahman D2: Shane VAN GISBERGEN

LAP	SECTOR 1	SECTOR 2	SECTOR 3	SPEED TRAP	LAP TIME	KPH	DIFF	TIME OF DAY
1 - D1		49.813	42.691	260.2	2:33.521	127.82	25.516	16:21:05.211
2 - D1	1:17.105	1:06.755	1:06.979	111.9	3:30.839	93.07	1:22.834	16:24:36.050
3 - D1	1:07.959	1:06.054	1:11.273	81.8	3:25.286	95.59	1:17.281	16:28:01.336
4 - D1	45.472	49.028	38.955	261.5	2:13.455	147.04	5.450	16:30:14.791
5 - D1	45.179	48.968	38.534	263.4	2:12.681	147.90	4.676	16:32:27.472
6 - D1	45.188	48.526	38.141	260.8	2:11.855	148.82	3.850	16:34:39.327
7 - D1	44.962	48.467	38.199	259.6	2:11.628	149.08	3.623	16:36:50.955
8 - D1	44.918	49.153	38.364	260.2	2:12.435	148.17	4.430	16:39:03.390
9 - D1	44.844	48.515	38.611	260.2	2:11.970	148.69	3.965	16:41:15.360
10 - D1	44.969	48.603	38.138	260.2	2:11.710	148.99	3.705	16:43:27.070
11 - D1	44.848	48.398	IN PIT	260.2	2:18.301	P 141.89	10.296	16:45:45.371
12 - D2	OUTLAP	47.478	37.761	260.8	3:37.695	90.14	1:29.690	16:49:23.066
13 - D2	43.932	46.697	37.654	260.2	2:08.283	152.97	0.278	16:51:31.349
14 - D2	43.719	47.060	37.939	262.7	2:08.718	152.45	0.713	16:53:40.067
15 - D2	43.890	48.161	37.615	262.1	2:09.666	151.33	1.661	16:55:49.733
16 - D2	43.640	47.072	37.494	266.0	2:08.206	153.06	0.201	16:57:57.939
17 - D2	43.648	46.866	37.491	262.7	2:08.005 (1)	153.30		17:00:05.944
18 - D2	43.986	47.202	37.529	262.1	2:08.717	152.45	0.712	17:02:14.661
19 - D2	43.798	46.877	37.568	261.5	2:08.243	153.01	0.238	17:04:22.904
20 - D2	43.847	46.836	37.477	262.1	2:08.160 (2)	153.11	0.155	17:06:31.064
21 - D2	43.777	46.914	37.475	262.1	2:08.166 (3)	153.11	0.161	17:08:39.230
22 - D2	43.818	47.115	37.610	261.5	2:08.543	152.66	0.538	17:10:47.773
23 - D2	43.858	47.335	37.727	262.7	2:08.920	152.21	0.915	17:12:56.693
24 - D2	44.095	48.697	37.731	269.3	2:10.523	150.34	2.518	17:15:07.216
25 - D2	44.924	48.891	37.956	258.3	2:11.771	148.92	3.766	17:17:18.987
26 - D2	44.250	47.916	37.634	262.1	2:09.800	151.18	1.795	17:19:28.787
27 - D2	43.963	47.001	37.604	262.7	2:08.568	152.63	0.563	17:21:37.355

Weather / Track : Bright / Dry

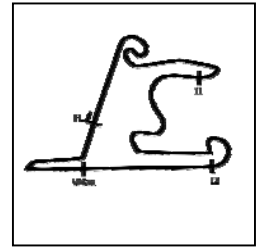
Shanghai

Circuit Length = 5.451 km

Start: 16:18 Flag 17:20 End: 17:26

Blancpain GT World Challenge Asia

RACE 1 - SECTOR ANALYSIS



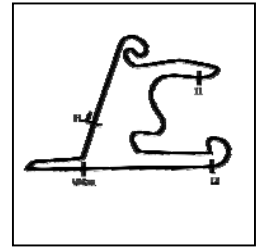
SECTOR 1 = FL to I1, SECTOR 2 = I1 to I2 SECTOR 3 = I2 to I3, SECTOR 4 = I3 to FL, DIFF = Difference To Personal Best Lap, P = Crossed Finish Line in Pit Lane, D = Time Disallowed

P13 99 GT3S Craft-Bamboo Racing			Mercedes-AMG GT3					
IDEAL LAP TIME : 2:08.472		BEST LAP TIME : 2:08.543		DIFFERENCE : 0.071				
D1: Christina NIELSEN		D2: Darryl O'YOUNG						
LAP	SECTOR 1	SECTOR 2	SECTOR 3	SPEED TRAP	LAP TIME	KPH	DIFF	TIME OF DAY
1 - D1		49.094	42.716	217.7	2:28.696	131.97	20.153	16:21:00.386
2 - D1	1:16.890	1:07.558	1:05.758	92.0	3:30.206	93.35	1:21.663	16:24:30.592
3 - D1	1:07.116	1:07.553	1:11.813	68.0	3:26.482	95.03	1:17.939	16:27:57.074
4 - D1	45.087	48.404	37.954	260.8	2:11.445	149.29	2.902	16:30:08.519
5 - D1	44.763	48.454	37.981	262.1	2:11.198	149.57	2.655	16:32:19.717
6 - D1	44.600	48.385	37.726	263.4	2:10.711	150.12	2.168	16:34:30.428
7 - D1	44.855	48.847	37.730	262.1	2:11.432	149.30	2.889	16:36:41.860
8 - D1	45.279	48.454	38.034	260.2	2:11.767	148.92	3.224	16:38:53.627
9 - D1	44.637	48.432	37.918	260.8	2:10.987	149.81	2.444	16:41:04.614
10 - D1	45.113	48.139	37.929	260.2	2:11.181	149.59	2.638	16:43:15.795
11 - D1	44.626	48.157	IN PIT	260.2	2:16.850	143.39	8.307	16:45:32.645
12 - D2	OUTLAP	47.344	37.835	260.8	3:35.857	90.91	1:27.314	16:49:08.502
13 - D2	44.211	47.482	37.756	259.6	2:09.449	151.59	0.906	16:51:17.951
14 - D2	43.925	47.253	37.365	263.4	2:08.543 (1)	152.66		16:53:26.494
15 - D2	44.076	47.436	37.620	262.7	2:09.132	151.96	0.589	16:55:35.626
16 - D2	44.353	47.598	37.674	262.1	2:09.625	151.38	1.082	16:57:45.251
17 - D2	44.373	47.182	37.477	261.5	2:09.032 (3)	152.08	0.489	16:59:54.283
18 - D2	43.996	47.209	37.540	261.5	2:08.745 (2)	152.42	0.202	17:02:03.028
19 - D2	44.615	47.721	37.614	262.1	2:09.950	151.00	1.407	17:04:12.978
20 - D2	44.385	47.227	37.598	262.1	2:09.210	151.87	0.667	17:06:22.188
21 - D2	44.553	47.946	37.909	263.4	2:10.408	150.47	1.865	17:08:32.596
22 - D2	44.588	48.281	37.767	261.5	2:10.636	150.21	2.093	17:10:43.232
23 - D2	44.751	47.868	38.522	263.4	2:11.141	149.63	2.598	17:12:54.373
24 - D2	45.157	48.317	38.445	262.7	2:11.919	148.75	3.376	17:15:06.292
25 - D2	45.095	49.025	37.890	263.4	2:12.010	148.65	3.467	17:17:18.302
26 - D2	45.066	49.166	38.902	264.0	2:13.134	147.39	4.591	17:19:31.436
27 - D2	44.756	48.762	37.726	264.7	2:11.244	149.51	2.701	17:21:42.680

Weather / Track : Bright / Dry

Blancpain GT World Challenge Asia

RACE 1 - SECTOR ANALYSIS



SECTOR 1 = FL to I1, SECTOR 2 = I1 to I2 SECTOR 3 = I2 to I3, SECTOR 4 = I3 to FL, DIFF = Difference To Personal Best Lap, P = Crossed Finish Line in Pit Lane, D = Time Disallowed

P14 88 GT3PA Craft-Bamboo Racing			Mercedes-AMG GT3					
IDEAL LAP TIME : 2:07.292		BEST LAP TIME : 2:07.443		DIFFERENCE : 0.151				
D1: Jeffrey LEE		D2: Alessio PICARIELLO						
LAP	SECTOR 1	SECTOR 2	SECTOR 3	SPEED TRAP	LAP TIME	KPH	DIFF	TIME OF DAY
1 - D1		48.669	43.826	229.2	2:30.898	130.04	23.455	16:21:02.588
2 - D1	1:16.625	1:07.005	1:06.974	100.2	3:30.604	93.17	1:23.161	16:24:33.192
3 - D1	1:06.806	1:07.421	1:11.047	69.1	3:25.274	95.59	1:17.831	16:27:58.466
4 - D1	45.172	48.356	38.105	260.2	2:11.633	149.07	4.190	16:30:10.099
5 - D1	45.020	50.441	38.938	257.1	2:14.399	146.01	6.956	16:32:24.498
6 - D1	1:01.442	48.724	38.194	260.2	2:28.360	132.27	20.917	16:34:52.858
7 - D1	45.780	48.562	37.927	260.2	2:12.269	148.36	4.826	16:37:05.127
8 - D1	45.174	48.476	38.291	259.6	2:11.941	148.73	4.498	16:39:17.068
9 - D1	45.634	48.499	38.211	260.2	2:12.344	148.27	4.901	16:41:29.412
10 - D1	45.412	49.954	IN PIT	258.9	2:20.934	P 139.23	13.491	16:43:50.346
11 - D2	OUTLAP	47.069	37.390	258.3	3:34.152	91.63	1:26.709	16:47:24.498
12 - D2	43.861	46.502	37.321	259.6	2:07.684	(3) 153.68	0.241	16:49:32.182
13 - D2	43.488	46.642	37.313	260.2	2:07.443	(1) 153.97		16:51:39.625
14 - D2	43.477	46.707	37.347	260.8	2:07.531	(2) 153.87	0.088	16:53:47.156
15 - D2	43.694	47.177	37.328	262.1	2:08.199	153.07	0.756	16:55:55.355
16 - D2	43.638	46.974	37.340	260.8	2:07.952	153.36	0.509	16:58:03.307
17 - D2	44.230	47.163	37.344	261.5	2:08.737	152.43	1.294	17:00:12.044
18 - D2	43.759	46.957	37.356	262.1	2:08.072	153.22	0.629	17:02:20.116
19 - D2	43.923	47.430	37.416	260.8	2:08.769	152.39	1.326	17:04:28.885
20 - D2	44.068	47.066	37.370	262.1	2:08.504	152.70	1.061	17:06:37.389
21 - D2	44.050	47.226	37.499	261.5	2:08.775	152.38	1.332	17:08:46.164
22 - D2	44.067	47.363	37.513	262.7	2:08.943	152.18	1.500	17:10:55.107
23 - D2	44.227	47.151	37.518	261.5	2:08.896	152.24	1.453	17:13:04.003
24 - D2	44.162	47.212	37.542	262.1	2:08.916	152.22	1.473	17:15:12.919
25 - D2	44.385	47.356	37.664	262.1	2:09.405	151.64	1.962	17:17:22.324
26 - D2	44.328	47.537	37.800	263.4	2:09.665	151.34	2.222	17:19:31.989
27 - D2	44.543	48.488	37.951	266.0	2:10.982	149.81	3.539	17:21:42.971

Weather / Track : Bright / Dry

Results can be found at www.tsl-timing.com

Page 14 of 24

Shanghai

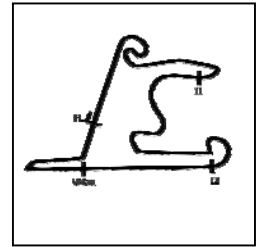
Circuit Length = 5.451 km

Start: 16:18 Flag 17:20 End: 17:26

Printed - 17:40 Friday, 27 September 2019

Blancpain GT World Challenge Asia

RACE 1 - SECTOR ANALYSIS



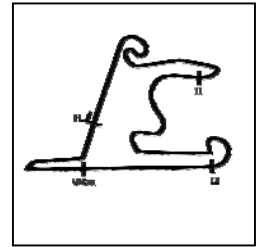
SECTOR 1 = FL to I1, SECTOR 2 = I1 to I2 SECTOR 3 = I2 to I3, SECTOR 4 = I3 to FL, DIFF = Difference To Personal Best Lap, P = Crossed Finish Line in Pit Lane, D = Time Disallowed

P15 666 GT3PA Vincenzo Sospiri Racing				Lamborghini Huracan GT3 EVO				
IDEAL LAP TIME : 2:07.822		BEST LAP TIME : 2:08.277		DIFFERENCE : 0.455				
D1: Alex AU		D2: Frederik SCHANDORFF						
LAP	SECTOR 1	SECTOR 2	SECTOR 3	SPEED TRAP	LAP TIME	KPH	DIFF	TIME OF DAY
1 - D1		50.756	41.710	264.7	2:27.258	133.25	18.981	16:20:58.948
2 - D1	1:17.595	1:07.744	1:05.678	88.8	3:31.017	92.99	1:22.740	16:24:29.965
3 - D1	1:07.289	1:07.385	1:11.530	65.8	3:26.204	95.16	1:17.927	16:27:56.169
4 - D1	44.540	48.443	37.718	267.9	2:10.701	150.14	2.424	16:30:06.870
5 - D1	45.016	48.680	37.818	265.3	2:11.514	149.21	3.237	16:32:18.384
6 - D1	45.132	48.193	37.703	267.9	2:11.028	149.76	2.751	16:34:29.412
7 - D1	44.545	48.293	37.502	266.6	2:10.340	150.55	2.063	16:36:39.752
8 - D1	51.551	47.976	37.494	264.7	2:17.021	143.21	8.744	16:38:56.773
9 - D1	44.210	47.501	37.320	264.7	2:09.031	152.08	0.754	16:41:05.804
10 - D1	44.364	48.561	37.641	266.0	2:10.566	150.29	2.289	16:43:16.370
11 - D1	44.507	48.231	IN PIT	267.3	2:17.287	142.93	9.010	16:45:33.657
12 - D2	OUTLAP	47.609	37.344	263.4	3:37.987	90.02	1:29.710	16:49:11.644
13 - D2	43.409	47.703	37.717	265.3	2:08.829	152.32	0.552	16:51:20.473
14 - D2	43.873	47.196	37.583	264.7	2:08.652	(3) 152.53	0.375	16:53:29.125
15 - D2	43.669	47.228	37.380	266.6	2:08.277	(1) 152.97		16:55:37.402
16 - D2	43.678	47.761	37.394	267.3	2:08.833	152.31	0.556	16:57:46.235
17 - D2	43.826	47.767	37.217	267.3	2:08.810	152.34	0.533	16:59:55.045
18 - D2	43.831	47.265	37.447	267.3	2:08.543	(2) 152.66	0.266	17:02:03.588
19 - D2	44.177	48.205	37.431	267.3	2:09.813	151.16	1.536	17:04:13.401
20 - D2	44.273	47.634	37.353	266.0	2:09.260	151.81	0.983	17:06:22.661
21 - D2	44.218	48.102	38.128	270.6	2:10.448	150.43	2.171	17:08:33.109
22 - D2	44.203	50.194	37.443	266.0	2:11.840	148.84	3.563	17:10:44.949
23 - D2	44.363	47.954	38.638	264.0	2:10.955	149.84	2.678	17:12:55.904
24 - D2	44.797	48.581	37.609	271.3	2:10.987	149.81	2.710	17:15:06.891
25 - D2	45.011	49.201	38.501	264.7	2:12.713	147.86	4.436	17:17:19.604
26 - D2	44.469	48.750	38.962	268.6	2:12.181	148.46	3.904	17:19:31.785
27 - D2	45.040	48.711	37.722	268.6	2:11.473	149.25	3.196	17:21:43.258

Weather / Track : Bright / Dry

Blancpain GT World Challenge Asia

RACE 1 - SECTOR ANALYSIS



SECTOR 1 = FL to I1, SECTOR 2 = I1 to I2 SECTOR 3 = I2 to I3, SECTOR 4 = I3 to FL, DIFF = Difference To Personal Best Lap, P = Crossed Finish Line in Pit Lane, D = Time Disallowed

P16 75 GT3PA T2 Motorsports			Ferrari 488 GT3					
IDEAL LAP TIME : 2:08.054		BEST LAP TIME : 2:08.218		DIFFERENCE : 0.164				
D1: David TJIPTOBIANTORO		D2: Rio HARYANTO						
LAP	SECTOR 1	SECTOR 2	SECTOR 3	SPEED TRAP	LAP TIME	KPH	DIFF	TIME OF DAY
1 - D1		49.411	42.958	203.3	2:28.034	132.56	19.816	16:20:59.724
2 - D1	1:16.368	1:07.510	1:05.870	91.1	3:29.748	93.55	1:21.530	16:24:29.472
3 - D1	1:07.171	1:07.331	1:11.330	68.6	3:25.832	95.33	1:17.614	16:27:55.304
4 - D1	44.751	48.442	37.975	266.0	2:11.168	149.60	2.950	16:30:06.472
5 - D1	45.054	48.326	38.316	266.6	2:11.696	149.00	3.478	16:32:18.168
6 - D1	44.870	47.923	37.757	267.3	2:10.550	150.31	2.332	16:34:28.718
7 - D1	44.900	47.967	37.632	267.3	2:10.499	150.37	2.281	16:36:39.217
8 - D1	1:15.597	50.079	38.336	264.7	2:44.012	119.64	35.794	16:39:23.229
9 - D1	45.219	48.807	38.085	266.0	2:12.111	148.53	3.893	16:41:35.340
10 - D1	46.494	49.801	IN PIT	260.8	2:24.184	136.10	15.966	16:43:59.524
11 - D2	OUTLAP	47.691	37.590	263.4	3:41.905	88.43	1:33.687	16:47:41.429
12 - D2	43.717	47.364	37.464	266.6	2:08.545	(3) 152.65	0.327	16:49:49.974
13 - D2	43.821	47.161	37.236	267.9	2:08.218	(1) 153.04		16:51:58.192
14 - D2	43.657	47.498	37.283	267.9	2:08.438	(2) 152.78	0.220	16:54:06.630
15 - D2	43.916	47.422	37.415	268.6	2:08.753	152.41	0.535	16:56:15.383
16 - D2	44.283	47.713	38.457	269.3	2:10.453	150.42	2.235	16:58:25.836
17 - D2	44.590	47.765	37.285	267.9	2:09.640	151.36	1.422	17:00:35.476
18 - D2	44.314	47.762	37.572	268.6	2:09.648	151.36	1.430	17:02:45.124
19 - D2	44.599	47.543	37.518	268.6	2:09.660	151.34	1.442	17:04:54.784
20 - D2	44.672	48.067	37.599	269.3	2:10.338	150.55	2.120	17:07:05.122
21 - D2	44.607	47.881	37.417	269.3	2:09.905	151.06	1.687	17:09:15.027
22 - D2	44.330	48.241	37.454	269.3	2:10.025	150.92	1.807	17:11:25.052
23 - D2	44.581	48.101	37.476	270.6	2:10.158	150.76	1.940	17:13:35.210
24 - D2	44.549	48.221	37.855	269.3	2:10.625	150.22	2.407	17:15:45.835
25 - D2	44.654	48.091	37.961	268.6	2:10.706	150.13	2.488	17:17:56.541
26 - D2	44.535	47.894	37.681	268.6	2:10.110	150.82	1.892	17:20:06.651
27 - D2	44.613	49.342	37.707	268.6	2:11.662	149.04	3.444	17:22:18.313

Weather / Track : Bright / Dry

Results can be found at www.tsl-timing.com

Page 16 of 24

Shanghai

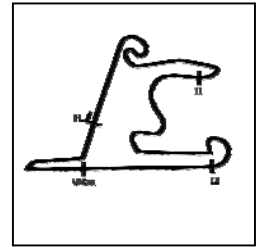
Circuit Length = 5.451 km

Start: 16:18 Flag 17:20 End: 17:26

Printed - 17:40 Friday, 27 September 2019

Blancpain GT World Challenge Asia

RACE 1 - SECTOR ANALYSIS



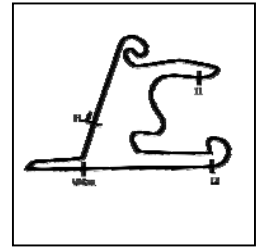
SECTOR 1 = FL to I1, SECTOR 2 = I1 to I2 SECTOR 3 = I2 to I3, SECTOR 4 = I3 to FL, DIFF = Difference To Personal Best Lap, P = Crossed Finish Line in Pit Lane, D = Time Disallowed

P17 5 GT3AM Phantom Pro Racing		Mercedes-AMG GT3						
IDEAL LAP TIME : 2:09.222		BEST LAP TIME : 2:09.337		DIFFERENCE : 0.115				
D1: Chris On CHIA		D2: Wei LU						
LAP	SECTOR 1	SECTOR 2	SECTOR 3	SPEED TRAP	LAP TIME	KPH	DIFF	TIME OF DAY
1 - D1		48.250	41.181	250.0	2:23.861	136.40	14.524	16:20:55.551
2 - D1	1:15.889	1:08.623	1:05.890	88.3	3:30.402	93.26	1:21.065	16:24:25.953
3 - D1	1:07.003	1:07.306	1:12.327	64.1	3:26.636	94.96	1:17.299	16:27:52.589
4 - D1	45.717	48.466	38.305	258.9	2:12.488	148.11	3.151	16:30:05.077
5 - D1	44.502	47.775	IN PIT	259.6	2:16.567	143.69	7.230	16:32:21.644
6 - D1	OUTLAP	48.037	39.001	261.5	2:29.463	131.29	20.126	16:34:51.107
7 - D1	44.793	47.635	37.843	260.8	2:10.271	150.63	0.934	16:37:01.378
8 - D1	44.742	48.198	37.813	260.2	2:10.753	150.08	1.416	16:39:12.131
9 - D1	44.572	49.216	38.018	260.2	2:11.806	148.88	2.469	16:41:23.937
10 - D1	44.790	48.156	38.225	259.6	2:11.171	149.60	1.834	16:43:35.108
11 - D1	44.985	48.100	38.199	259.6	2:11.284	149.47	1.947	16:45:46.392
12 - D1	44.828	47.836	IN PIT	260.2	2:17.878	142.32	8.541	16:48:04.270
13 - D2	OUTLAP	48.037	37.951	261.5	3:46.936	86.47	1:37.599	16:51:51.206
14 - D2	44.297	47.728	38.095	260.2	2:10.120	150.81	0.783	16:54:01.326
15 - D2	44.304	47.429	37.604	260.8	2:09.337 (1)	151.72		16:56:10.663
16 - D2	44.326	49.058	38.106	261.5	2:11.490	149.24	2.153	16:58:22.153
17 - D2	44.548	47.924	37.879	260.8	2:10.351	150.54	1.014	17:00:32.504
18 - D2	44.678	48.290	37.981	260.8	2:10.949	149.85	1.612	17:02:43.453
19 - D2	44.672	47.975	37.810	260.2	2:10.457	150.42	1.120	17:04:53.910
20 - D2	44.735	47.929	37.796	259.6	2:10.460	150.41	1.123	17:07:04.370
21 - D2	44.313	47.724	37.677	261.5	2:09.714 (3)	151.28	0.377	17:09:14.084
22 - D2	44.189	47.578	37.626	261.5	2:09.393 (2)	151.65	0.056	17:11:23.477
23 - D2	44.510	47.775	38.208	262.7	2:10.493	150.38	1.156	17:13:33.970
24 - D2	44.278	47.699	37.855	263.4	2:09.832	151.14	0.495	17:15:43.802
25 - D2	45.323	48.341	38.221	261.5	2:11.885	148.79	2.548	17:17:55.687
26 - D2	44.513	48.070	37.882	261.5	2:10.465	150.41	1.128	17:20:06.152
27 - D2	44.636	49.405	38.595	262.1	2:12.636	147.95	3.299	17:22:18.788

Weather / Track : Bright / Dry

Blancpain GT World Challenge Asia

RACE 1 - SECTOR ANALYSIS



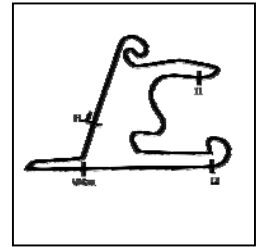
SECTOR 1 = FL to I1, SECTOR 2 = I1 to I2 SECTOR 3 = I2 to I3, SECTOR 4 = I3 to FL, DIFF = Difference To Personal Best Lap, P = Crossed Finish Line in Pit Lane, D = Time Disallowed

P18 51 GT3AM AMAC Motorsport			Lamborghini Huracan GT3 EVO					
IDEAL LAP TIME : 2:08.287		BEST LAP TIME : 2:08.690		DIFFERENCE : 0.403				
D1: Andrew MACPHERSON		D2: William Ben PORTER						
LAP	SECTOR 1	SECTOR 2	SECTOR 3	SPEED TRAP	LAP TIME	KPH	DIFF	TIME OF DAY
1 - D1		49.097	43.382	233.2	2:30.166	130.67	21.476	16:21:01.856
2 - D1	1:16.257	1:07.324	1:06.611	103.1	3:30.192	93.36	1:21.502	16:24:32.048
3 - D1	1:06.779	1:07.467	1:11.927	71.9	3:26.173	95.18	1:17.483	16:27:58.221
4 - D1	46.445	49.780	38.262	263.4	2:14.487	145.91	5.797	16:30:12.708
5 - D1	45.536	49.089	38.728	264.0	2:13.353	147.15	4.663	16:32:26.061
6 - D1	46.490	49.919	38.541	264.0	2:14.950	145.41	6.260	16:34:41.011
7 - D1	45.996	50.493	38.527	262.7	2:15.016	145.34	6.326	16:36:56.027
8 - D1	46.179	49.245	38.932	258.9	2:14.356	146.05	5.666	16:39:10.383
9 - D1	45.876	52.891	38.861	261.5	2:17.628	142.58	8.938	16:41:28.011
10 - D1	45.909	51.121	IN PIT	200.7	2:29.168	131.55	20.478	16:43:57.179
11 - D2	OUTLAP	48.856	38.760	260.8	3:41.501	88.59	1:32.811	16:47:38.680
12 - D2	44.460	47.199	37.997	264.0	2:09.656	151.35	0.966	16:49:48.336
13 - D2	44.174	47.062	37.516	264.7	2:08.752 (2)	152.41	0.062	16:51:57.088
14 - D2	43.723	47.341	37.626	264.7	2:08.690 (1)	152.48		16:54:05.778
15 - D2	44.310	47.150	37.502	266.0	2:08.962 (3)	152.16	0.272	16:56:14.740
16 - D2	44.499	47.496	37.853	263.4	2:09.848	151.12	1.158	16:58:24.588
17 - D2	44.309	47.265	37.691	264.0	2:09.265	151.80	0.575	17:00:33.853
18 - D2	44.379	48.698	37.847	265.3	2:10.924	149.88	2.234	17:02:44.777
19 - D2	44.290	47.516	37.774	266.0	2:09.580	151.44	0.890	17:04:54.357
20 - D2	44.547	48.101	37.721	266.0	2:10.369	150.52	1.679	17:07:04.726
21 - D2	44.543	47.661	37.584	264.7	2:09.788	151.19	1.098	17:09:14.514
22 - D2	44.387	47.723	37.747	265.3	2:09.857	151.11	1.167	17:11:24.371
23 - D2	44.405	47.762	37.994	266.0	2:10.161	150.76	1.471	17:13:34.532
24 - D2	44.738	47.750	38.060	267.9	2:10.548	150.31	1.858	17:15:45.080
25 - D2	44.833	50.612	37.769	266.6	2:13.214	147.30	4.524	17:17:58.294
26 - D2	44.896	48.229	37.921	264.7	2:11.046	149.74	2.356	17:20:09.340
27 - D2	44.894	48.597	38.278	262.7	2:11.769	148.92	3.079	17:22:21.109

Weather / Track : Bright / Dry

Blancpain GT World Challenge Asia

RACE 1 - SECTOR ANALYSIS



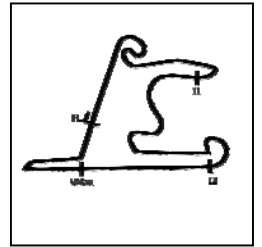
SECTOR 1 = FL to I1, SECTOR 2 = I1 to I2 SECTOR 3 = I2 to I3, SECTOR 4 = I3 to FL, DIFF = Difference To Personal Best Lap, P = Crossed Finish Line in Pit Lane, D = Time Disallowed

P19 17 GT3PA Anstone Racing			Mercedes-AMG GT3					
IDEAL LAP TIME : 2:08.352		BEST LAP TIME : 2:08.469		DIFFERENCE : 0.117				
D1: Xu WEI		D2: Naoki YOKOMIZO						
LAP	SECTOR 1	SECTOR 2	SECTOR 3	SPEED TRAP	LAP TIME	KPH	DIFF	TIME OF DAY
1 - D1		50.003	42.532	262.7	2:33.079	128.19	24.610	16:21:04.769
2 - D1	1:17.155	1:06.613	1:06.841	103.2	3:30.609	93.17	1:22.140	16:24:35.378
3 - D1	1:07.280	1:06.924	1:11.231	69.9	3:25.435	95.52	1:16.966	16:28:00.813
4 - D1	45.541	49.355	39.487	263.4	2:14.383	146.02	5.914	16:30:15.196
5 - D1	45.312	49.698	38.571	267.9	2:13.581	146.90	5.112	16:32:28.777
6 - D1	45.755	48.729	IN PIT	265.3	2:19.445	140.72	10.976	16:34:48.222
7 - D1	OUTLAP	48.558	38.162	262.1	2:29.140	131.57	20.671	16:37:17.362
8 - D1	45.139	49.712	38.236	260.8	2:13.087	147.44	4.618	16:39:30.449
9 - D1	44.970	49.406	37.916	261.5	2:12.292	148.33	3.823	16:41:42.741
10 - D1	44.691	48.838	IN PIT	261.5	2:18.793	141.38	10.324	16:44:01.534
11 - D2	OUTLAP	47.767	37.613	261.5	3:42.130	88.34	1:33.661	16:47:43.664
12 - D2	43.846	47.193	37.430	262.1	2:08.469 (1)	152.74		16:49:52.133
13 - D2	43.868	47.540	37.382	263.4	2:08.790 (2)	152.36	0.321	16:52:00.923
14 - D2	44.048	47.589	37.313	263.4	2:08.950 (3)	152.17	0.481	16:54:09.873
15 - D2	44.039	47.541	37.492	263.4	2:09.072	152.03	0.603	16:56:18.945
16 - D2	44.026	47.628	37.590	265.3	2:09.244	151.83	0.775	16:58:28.189
17 - D2	45.766	48.359	37.678	264.0	2:11.803	148.88	3.334	17:00:39.992
18 - D2	44.271	48.916	37.690	264.0	2:10.877	149.93	2.408	17:02:50.869
19 - D2	44.349	47.831	37.441	262.1	2:09.621	151.39	1.152	17:05:00.490
20 - D2	44.094	47.759	37.565	263.4	2:09.418	151.62	0.949	17:07:09.908
21 - D2	44.322	47.828	37.728	263.4	2:09.878	151.09	1.409	17:09:19.786
22 - D2	44.203	47.867	37.498	264.0	2:09.568	151.45	1.099	17:11:29.354
23 - D2	44.099	48.122	37.721	263.4	2:09.942	151.01	1.473	17:13:39.296
24 - D2	44.621	48.069	37.659	264.0	2:10.349	150.54	1.880	17:15:49.645
25 - D2	44.382	48.352	37.693	264.7	2:10.427	150.45	1.958	17:18:00.072
26 - D2	44.602	48.525	37.789	264.7	2:10.916	149.89	2.447	17:20:10.988
27 - D2	45.039	49.040	38.241	264.7	2:12.320	148.30	3.851	17:22:23.308

Weather / Track : Bright / Dry

Blancpain GT World Challenge Asia

RACE 1 - SECTOR ANALYSIS



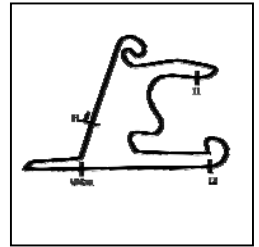
SECTOR 1 = FL to I1, SECTOR 2 = I1 to I2 SECTOR 3 = I2 to I3, SECTOR 4 = I3 to FL, DIFF = Difference To Personal Best Lap, P = Crossed Finish Line in Pit Lane, D = Time Disallowed

P20 66 GT3AM Team iRace.Win			Mercedes-AMG GT3					
IDEAL LAP TIME : 2:09.425		BEST LAP TIME : 2:09.645		DIFFERENCE : 0.220				
D1: Nan LIN		D2: Heng MIN						
LAP	SECTOR 1	SECTOR 2	SECTOR 3	SPEED TRAP	LAP TIME	KPH	DIFF	TIME OF DAY
1 - D1		49.226	43.226	264.0	2:31.487	129.53	21.842	16:21:03.177
2 - D1	1:17.090	1:06.817	1:07.030	110.4	3:30.937	93.03	1:21.292	16:24:34.114
3 - D1	1:07.102	1:06.820	1:11.118	72.1	3:25.040	95.70	1:15.395	16:27:59.154
4 - D1	46.267	49.724	38.500	264.0	2:14.491	145.91	4.846	16:30:13.645
5 - D1	45.719	50.407	38.725	266.0	2:14.851	145.52	5.206	16:32:28.496
6 - D1	47.731	49.878	38.846	264.7	2:16.455	143.81	6.810	16:34:44.951
7 - D1	46.508	49.764	38.490	262.7	2:14.762	145.61	5.117	16:36:59.713
8 - D1	46.996	50.912	38.787	261.5	2:16.695	143.55	7.050	16:39:16.408
9 - D1	47.306	51.740	39.053	262.1	2:18.099	142.09	8.454	16:41:34.507
10 - D1	46.762	50.225	39.205	264.0	2:16.192	144.08	6.547	16:43:50.699
11 - D1	46.115	50.787	IN PIT	260.2	2:22.754	137.46	13.109	16:46:13.453
12 - D2	OUTLAP	48.603	37.827	261.5	3:48.120	86.02	1:38.475	16:50:01.573
13 - D2	44.489	47.916	37.623	262.7	2:10.028	150.91	0.383	16:52:11.601
14 - D2	44.156	48.263	37.855	261.5	2:10.274	150.63	0.629	16:54:21.875
15 - D2	44.521	48.247	37.804	263.4	2:10.572	150.28	0.927	16:56:32.447
16 - D2	44.155	47.963	37.527	263.4	2:09.645 (1)	151.36		16:58:42.092
17 - D2	44.199	48.160	39.731	265.3	2:12.090	148.56	2.445	17:00:54.182
18 - D2	44.907	49.531	37.906	262.1	2:12.344	148.27	2.699	17:03:06.526
19 - D2	44.292	48.633	37.787	262.1	2:10.712	150.12	1.067	17:05:17.238
20 - D2	44.739	48.892	37.809	263.4	2:11.440	149.29	1.795	17:07:28.678
21 - D2	44.511	48.470	37.514	264.0	2:10.495	150.37	0.850	17:09:39.173
22 - D2	44.606	48.254	37.586	263.4	2:10.446	150.43	0.801	17:11:49.619
23 - D2	44.308	47.880	37.670	263.4	2:09.858 (3)	151.11	0.213	17:13:59.477
24 - D2	44.297	47.916	37.574	264.7	2:09.787 (2)	151.19	0.142	17:16:09.264
25 - D2	44.517	48.180	37.971	264.0	2:10.668	150.17	1.023	17:18:19.932
26 - D2	44.868	48.178	37.816	266.6	2:10.862	149.95	1.217	17:20:30.794
27 - D2	44.444	47.756	37.700	263.4	2:09.900	151.06	0.255	17:22:40.694

Weather / Track : Bright / Dry

Blancpain GT World Challenge Asia

RACE 1 - SECTOR ANALYSIS



SECTOR 1 = FL to I1, SECTOR 2 = I1 to I2 SECTOR 3 = I2 to I3, SECTOR 4 = I3 to FL, DIFF = Difference To Personal Best Lap, P = Crossed Finish Line in Pit Lane, D = Time Disallowed

P21 55 GT3PA Craft-Bamboo Racing					Mercedes-AMG GT3			
IDEAL LAP TIME : 2:07.316		BEST LAP TIME : 2:07.550		DIFFERENCE : 0.234				
D1: Daniel AU		D2: Melvin MOH						
LAP	SECTOR 1	SECTOR 2	SECTOR 3	SPEED TRAP	LAP TIME	KPH	DIFF	TIME OF DAY
1 - D1		52.837	43.221	204.1	2:38.973	123.43	31.423	16:21:10.663
2 - D1	1:16.374	1:05.974	1:05.873	117.6	3:28.221	94.24	1:20.671	16:24:38.884
3 - D1	1:09.942	1:04.752	1:13.207	58.8	3:27.901	94.38	1:20.351	16:28:06.785
4 - D1	47.810	53.401	40.320	258.9	2:21.531	138.65	13.981	16:30:28.316
5 - D1	48.091	51.977	40.126	260.8	2:20.194	139.97	12.644	16:32:48.510
6 - D1	48.328	52.348	40.817	259.6	2:21.493	138.68	13.943	16:35:10.003
7 - D1	47.914	52.231	40.781	259.6	2:20.926	139.24	13.376	16:37:30.929
8 - D1	46.500	51.708	40.692	258.9	2:18.900	141.27	11.350	16:39:49.829
9 - D1	46.768	52.101	39.848	256.5	2:18.717	141.46	11.167	16:42:08.546
10 - D1	47.032	52.193	IN PIT	257.7	2:24.666	P 135.64	17.116	16:44:33.212
11 - D2	OUTLAP	47.117	37.489	260.8	3:35.998	90.85	1:28.448	16:48:09.210
12 - D2	43.592	46.593	37.395	260.8	2:07.580	(2) 153.81	0.030	16:50:16.790
13 - D2	43.539	46.640	37.424	261.5	2:07.603	(3) 153.78	0.053	16:52:24.393
14 - D2	43.745	46.915	37.343	262.1	2:08.003	153.30	0.453	16:54:32.396
15 - D2	43.773	46.554	37.223	262.7	2:07.550	(1) 153.85		16:56:39.946
16 - D2	43.601	46.946	37.464	262.7	2:08.011	153.29	0.461	16:58:47.957
17 - D2	43.818	47.017	37.620	264.7	2:08.455	152.76	0.905	17:00:56.412
18 - D2	44.087	48.731	37.979	260.2	2:10.797	150.03	3.247	17:03:07.209
19 - D2	44.224	48.404	37.782	263.4	2:10.410	150.47	2.860	17:05:17.619
20 - D2	44.593	49.147	37.727	261.5	2:11.467	149.26	3.917	17:07:29.086
21 - D2	44.318	48.730	37.603	262.7	2:10.651	150.19	3.101	17:09:39.737
22 - D2	44.421	48.321	37.833	265.3	2:10.575	150.28	3.025	17:11:50.312
23 - D2	44.375	48.032	37.625	265.3	2:10.032	150.91	2.482	17:14:00.344
24 - D2	44.363	48.041	37.594	266.0	2:09.998	150.95	2.448	17:16:10.342
25 - D2	44.739	48.075	37.659	265.3	2:10.473	150.40	2.923	17:18:20.815
26 - D2	44.383	48.306	38.288	264.0	2:10.977	149.82	3.427	17:20:31.792
27 - D2	44.243	47.779	37.590	263.4	2:09.612	151.40	2.062	17:22:41.404

P22 7 GT3AM Zun Motorsport Crew					Mercedes-AMG GT3			
IDEAL LAP TIME : 2:11.701		BEST LAP TIME : 2:11.701		DIFFERENCE : 0.000				
D1: Yi Ming LIN		D2: Ka Chun MA						
LAP	SECTOR 1	SECTOR 2	SECTOR 3	SPEED TRAP	LAP TIME	KPH	DIFF	TIME OF DAY
1 - D1		50.868	51.794	258.9	2:42.120	121.04	30.419	16:21:13.810
2 - D1	1:19.594	1:02.288	1:06.368	105.8	3:28.250	94.23	1:16.549	16:24:42.060
3 - D1	1:09.958	1:04.627	1:12.621	70.1	3:27.206	94.70	1:15.505	16:28:09.266
4 - D1	47.534	50.021	39.262	258.9	2:16.817	143.42	5.116	16:30:26.083
5 - D1	45.975	49.841	IN PIT	255.9	2:20.202	P 139.96	8.501	16:32:46.285
6 - D1	OUTLAP	49.253	38.313	257.1	2:31.828	129.24	20.127	16:35:18.113
7 - D1	46.110	50.648	41.694	254.7	2:18.452	141.73	6.751	16:37:36.565
8 - D1	47.988	51.217	38.586	257.1	2:17.791	142.41	6.090	16:39:54.356
9 - D1	45.977	50.634	39.151	258.3	2:15.762	144.54	4.061	16:42:10.118
10 - D1	46.268	51.543	IN PIT	255.3	2:24.554	P 135.75	12.853	16:44:34.672
11 - D2	OUTLAP	49.507	38.400	256.5	4:21.018	75.18	2:09.317	16:48:55.690
12 - D2	45.130	48.333	38.238	256.5	2:11.701	(1) 149.00		16:51:07.391
13 - D2	45.461	48.933	38.650	259.6	2:13.044	(2) 147.49	1.343	16:53:20.435
14 - D2	45.336	49.643	38.736	258.3	2:13.715	146.75	2.014	16:55:34.150
15 - D2	45.500	50.397	38.570	255.9	2:14.467	145.93	2.766	16:57:48.617
16 - D2	46.067	49.248	38.579	256.5	2:13.894	146.56	2.193	17:00:02.511
17 - D2	45.920	50.162	38.761	257.7	2:14.843	145.52	3.142	17:02:17.354
18 - D2	45.657	50.148	38.342	257.7	2:14.147	146.28	2.446	17:04:31.501
19 - D2	45.532	48.681	38.990	257.1	2:13.203	(3) 147.32	1.502	17:06:44.704
20 - D2	46.174	50.309	39.221	255.9	2:15.704	144.60	4.003	17:09:00.408
21 - D2	45.424	49.293	39.125	256.5	2:13.842	146.61	2.141	17:11:14.250
22 - D2	45.738	49.462	38.653	256.5	2:13.853	146.60	2.152	17:13:28.103
23 - D2	45.781	49.162	39.079	258.9	2:14.022	146.42	2.321	17:15:42.125
24 - D2	45.680	49.292	39.171	257.7	2:14.143	146.28	2.442	17:17:56.268
25 - D2	45.867	49.815	38.308	261.5	2:13.990	146.45	2.289	17:20:10.258
26 - D2	46.305	49.786	38.752	257.7	2:14.843	145.52	3.142	17:22:25.101

Weather / Track : Bright / Dry

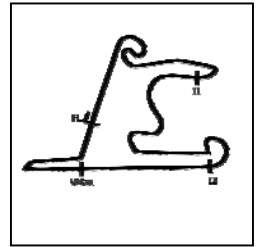
Shanghai

Circuit Length = 5.451 km

Start: 16:18 Flag 17:20 End: 17:26

Blancpain GT World Challenge Asia

RACE 1 - SECTOR ANALYSIS



SECTOR 1 = FL to I1, SECTOR 2 = I1 to I2 SECTOR 3 = I2 to I3, SECTOR 4 = I3 to FL, DIFF = Difference To Personal Best Lap, P = Crossed Finish Line in Pit Lane, D = Time Disallowed

P23 111 GT4AM Team iRace.Win				Mercedes-AMG GT4				
IDEAL LAP TIME : 2:20.166		BEST LAP TIME : 2:20.442		DIFFERENCE : 0.276				
D1: Setiawan SANTOSO		D2: Ringo CHONG						
LAP	SECTOR 1	SECTOR 2	SECTOR 3	SPEED TRAP	LAP TIME	KPH	DIFF	TIME OF DAY
1 - D1		52.620	44.319	210.9	2:40.606	122.18	20.164	16:21:12.296
2 - D1	1:18.429	1:03.943	1:05.646	105.5	3:28.018	94.33	1:07.576	16:24:40.314
3 - D1	1:10.049	1:05.269	1:12.678	61.8	3:27.996	94.34	1:07.554	16:28:08.310
4 - D1	48.575	52.851	41.425	247.7	2:22.851	137.37	2.409	16:30:31.161
5 - D1	48.669	52.119	41.243	246.0	2:22.031	138.16	1.589	16:32:53.192
6 - D1	47.956	51.745	41.240	247.1	2:20.941 (2)	139.23	0.499	16:35:14.133
7 - D1	47.731	51.625	42.273	246.5	2:21.629	138.55	1.187	16:37:35.762
8 - D1	48.425	52.385	41.407	246.5	2:22.217	137.98	1.775	16:39:57.979
9 - D1	48.007	51.386	41.049	245.4	2:20.442 (1)	139.72		16:42:18.421
10 - D1	48.101	51.725	IN PIT	247.1	2:28.558 P	132.09	8.116	16:44:46.979
11 - D2	OUTLAP	53.218	41.334	244.8	3:49.527	85.49	1:29.085	16:48:36.506
12 - D2	48.346	51.953	41.301	245.4	2:21.600	138.58	1.158	16:50:58.106
13 - D2	49.396	53.288	41.807	243.2	2:24.491	135.81	4.049	16:53:22.597
14 - D2	47.754	52.943	41.567	242.1	2:22.264	137.93	1.822	16:55:44.861
15 - D2	48.226	52.254	41.356	245.4	2:21.836	138.35	1.394	16:58:06.697
16 - D2	47.867	52.021	41.453	247.1	2:21.341 (3)	138.83	0.899	17:00:28.038
17 - D2	48.008	53.262	41.169	246.0	2:22.439	137.76	1.997	17:02:50.477
18 - D2	48.229	51.901	41.274	243.7	2:21.404	138.77	0.962	17:05:11.881
19 - D2	48.005	52.970	41.494	246.0	2:22.469	137.73	2.027	17:07:34.350
20 - D2	48.020	52.167	41.352	245.4	2:21.539	138.64	1.097	17:09:55.889
21 - D2	48.087	52.809	41.354	245.4	2:22.250	137.95	1.808	17:12:18.139
22 - D2	48.109	52.508	41.534	244.8	2:22.151	138.04	1.709	17:14:40.290
23 - D2	48.325	53.188	41.761	245.4	2:23.274	136.96	2.832	17:17:03.564
24 - D2	48.513	52.699	41.523	245.4	2:22.735	137.48	2.293	17:19:26.299
25 - D2	48.964	53.963	42.025	243.7	2:24.952	135.37	4.510	17:21:51.251

P24 82 GT4AM BMW Team Studie				BMW M4 GT4				
IDEAL LAP TIME : 2:20.429		BEST LAP TIME : 2:20.513		DIFFERENCE : 0.084				
D1: Sunako JUKUCHOU								
LAP	SECTOR 1	SECTOR 2	SECTOR 3	SPEED TRAP	LAP TIME	KPH	DIFF	TIME OF DAY
1 - D1		52.063	44.330	204.1	2:38.006	124.19	17.493	16:21:09.696
2 - D1	1:16.114	1:06.278	1:06.141	124.7	3:28.533	94.10	1:08.020	16:24:38.229
3 - D1	1:08.844	1:05.176	1:13.584	57.8	3:27.604	94.52	1:07.091	16:28:05.833
4 - D1	48.282	51.760	41.397	244.8	2:21.439	138.74	0.926	16:30:27.272
5 - D1	47.914	51.774	40.825	246.5	2:20.513 (1)	139.65		16:32:47.785
6 - D1	48.194	51.901	41.192	247.1	2:21.287 (3)	138.89	0.774	16:35:09.072
7 - D1	48.034	52.063	41.338	246.0	2:21.435	138.74	0.922	16:37:30.507
8 - D1	48.721	52.015	40.755	245.4	2:21.491	138.69	0.978	16:39:51.998
9 - D1	48.313	52.423	40.866	246.5	2:21.602	138.58	1.089	16:42:13.600
10 - D1	48.448	52.547	41.099	242.1	2:22.094	138.10	1.581	16:44:35.694
11 - D1	48.830	52.491	41.245	244.8	2:22.566	137.64	2.053	16:46:58.260
12 - D1	48.711	52.546	IN PIT	244.8	2:29.588 P	131.18	9.075	16:49:27.848
13 - D1	OUTLAP	52.673	41.419	243.2	4:14.211	77.19	1:53.698	16:53:42.059
14 - D1	48.221	52.425	41.108	245.4	2:21.754	138.43	1.241	16:56:03.813
15 - D1	48.334	52.391	41.581	247.1	2:22.306	137.89	1.793	16:58:26.119
16 - D1	48.428	51.947	40.792	247.1	2:21.167 (2)	139.00	0.654	17:00:47.286
17 - D1	48.400	52.749	41.102	245.4	2:22.251	137.95	1.738	17:03:09.537
18 - D1	48.553	52.710	41.166	243.7	2:22.429	137.77	1.916	17:05:31.966
19 - D1	48.502	52.694	41.022	244.8	2:22.218	137.98	1.705	17:07:54.184
20 - D1	48.573	52.585	40.959	246.0	2:22.117	138.08	1.604	17:10:16.301
21 - D1	48.594	52.775	41.712	246.0	2:23.081	137.15	2.568	17:12:39.382
22 - D1	49.329	52.705	40.976	244.3	2:23.010	137.21	2.497	17:15:02.392
23 - D1	48.683	53.579	42.010	246.5	2:24.272	136.01	3.759	17:17:26.664
24 - D1	49.061	53.014	41.614	244.8	2:23.689	136.56	3.176	17:19:50.353
25 - D1	48.685	53.093	41.486	244.3	2:23.264	136.97	2.751	17:22:13.617

Weather / Track : Bright / Dry

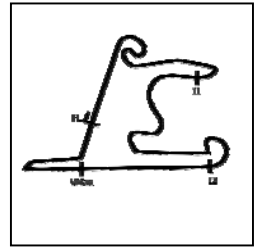
Shanghai

Circuit Length = 5.451 km

Start: 16:18 Flag 17:20 End: 17:26

Blancpain GT World Challenge Asia

RACE 1 - SECTOR ANALYSIS



SECTOR 1 = FL to I1, SECTOR 2 = I1 to I2 SECTOR 3 = I2 to I3, SECTOR 4 = I3 to FL, DIFF = Difference To Personal Best Lap, P = Crossed Finish Line in Pit Lane, D = Time Disallowed

P25 81 GT4AM BMW Team Studie				BMW M4 GT4				
IDEAL LAP TIME : 2:20.490		BEST LAP TIME : 2:20.953		DIFFERENCE : 0.463				
D1: Takayuki KINOSHITA								
LAP	SECTOR 1	SECTOR 2	SECTOR 3	SPEED TRAP	LAP TIME	KPH	DIFF	TIME OF DAY
1 - D1		52.659	44.489	204.5	2:39.638	122.92	18.685	16:21:11.328
2 - D1	1:16.818	1:05.794	1:05.829	114.2	3:28.441	94.14	1:07.488	16:24:39.769
3 - D1	1:09.989	1:05.213	1:12.689	58.6	3:27.891	94.39	1:06.938	16:28:07.660
4 - D1	48.740	53.015	41.406	246.0	2:23.161	137.07	2.208	16:30:30.821
5 - D1	48.792	51.798	41.195	244.8	2:21.785	138.40	0.832	16:32:52.606
6 - D1	47.902	51.670	41.381	243.2	2:20.953 (1)	139.22		16:35:13.559
7 - D1	48.678	51.990	41.935	247.1	2:22.603	137.61	1.650	16:37:36.162
8 - D1	48.999	52.255	41.215	247.7	2:22.469	137.73	1.516	16:39:58.631
9 - D1	48.230	51.946	41.084	246.5	2:21.260 (2)	138.91	0.307	16:42:19.891
10 - D1	48.151	51.915	41.439	246.0	2:21.505	138.67	0.552	16:44:41.396
11 - D1	48.810	53.058	IN PIT	243.7	2:30.126 P	130.71	9.173	16:47:11.522
12 - D1	OUTLAP	51.976	41.502	244.3	4:10.266	78.41	1:49.313	16:51:21.788
13 - D1	48.510	51.731	41.117	247.1	2:21.358 (3)	138.82	0.405	16:53:43.146
14 - D1	48.437	52.170	41.268	247.1	2:21.875	138.31	0.922	16:56:05.021
15 - D1	47.736	52.702	41.597	248.8	2:22.035	138.16	1.082	16:58:27.056
16 - D1	48.244	52.334	41.273	247.1	2:21.851	138.33	0.898	17:00:48.907
17 - D1	48.217	53.922	41.975	247.7	2:24.114	136.16	3.161	17:03:13.021
18 - D1	48.469	52.477	41.569	244.8	2:22.515	137.69	1.562	17:05:35.536
19 - D1	48.684	52.877	41.482	247.1	2:23.043	137.18	2.090	17:07:58.579
20 - D1	48.875	52.818	41.524	246.5	2:23.217	137.02	2.264	17:10:21.796
21 - D1	48.467	53.786	41.779	247.1	2:24.032	136.24	3.079	17:12:45.828
22 - D1	48.914	52.914	42.327	246.0	2:24.155	136.12	3.202	17:15:09.983
23 - D1	49.167	53.205	42.206	243.7	2:24.578	135.73	3.625	17:17:34.561
24 - D1	49.166	53.629	42.074	243.2	2:24.869	135.45	3.916	17:19:59.430
25 - D1	49.288	54.052	41.970	246.0	2:25.310	135.04	4.357	17:22:24.740

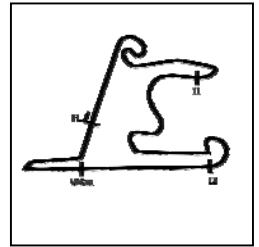
P26 199 GT4AM Team iRace.Win				Mercedes-AMG GT4				
IDEAL LAP TIME : 2:20.746		BEST LAP TIME : 2:20.852		DIFFERENCE : 0.106				
D1: Keo CHANG D2: Joe CHI								
LAP	SECTOR 1	SECTOR 2	SECTOR 3	SPEED TRAP	LAP TIME	KPH	DIFF	TIME OF DAY
1 - D1		52.778	45.085	197.0	2:41.921	121.19	21.069	16:21:13.611
2 - D1	1:19.507	1:02.088	1:06.128	103.5	3:27.723	94.47	1:06.871	16:24:41.334
3 - D1	1:10.038	1:04.857	1:13.267	66.7	3:28.162	94.27	1:07.310	16:28:09.496
4 - D1	48.806	51.975	41.518	245.4	2:22.299	137.90	1.447	16:30:31.795
5 - D1	48.485	52.213	41.385	247.7	2:22.083	138.11	1.231	16:32:53.878
6 - D1	47.967	51.657	41.228	250.0	2:20.852 (1)	139.32		16:35:14.730
7 - D1	48.113	51.916	42.053	246.5	2:22.082	138.11	1.230	16:37:36.812
8 - D1	48.941	52.055	41.238	247.1	2:22.234	137.96	1.382	16:39:59.046
9 - D1	48.256	51.958	41.122	248.2	2:21.336 (2)	138.84	0.484	16:42:20.382
10 - D1	48.184	51.678	41.576	248.8	2:21.438 (3)	138.74	0.586	16:44:41.820
11 - D1	48.697	53.083	41.832	241.0	2:23.612	136.64	2.760	16:47:05.432
12 - D1	49.443	52.243	41.424	246.5	2:23.110	137.12	2.258	16:49:28.542
13 - D1	48.486	51.895	IN PIT	246.0	2:29.604 P	131.17	8.752	16:51:58.146
14 - D2	OUTLAP	54.693	41.698	243.7	4:00.398	81.62	1:39.546	16:55:58.544
15 - D2	48.476	52.605	42.109	244.8	2:23.190	137.04	2.338	16:58:21.734
16 - D2	48.702	53.335	41.494	243.2	2:23.531	136.72	2.679	17:00:45.265
17 - D2	48.870	55.212	IN PIT	246.0	2:32.066 P	129.04	11.214	17:03:17.331
18 - D2	OUTLAP	53.320	41.515	243.2	2:44.950	118.96	24.098	17:06:02.281
19 - D2	49.232	53.427	41.567	244.3	2:24.226	136.06	3.374	17:08:26.507
20 - D2	49.090	55.951	42.604	239.4	2:27.645	132.91	6.793	17:10:54.152
21 - D2	49.102	52.904	41.549	246.0	2:23.555	136.69	2.703	17:13:17.707
22 - D2	49.559	53.435	41.597	244.3	2:24.591	135.71	3.739	17:15:42.298
23 - D2	49.863	53.982	41.741	244.3	2:25.586	134.79	4.734	17:18:07.884
24 - D2	48.839	53.303	42.274	245.4	2:24.416	135.88	3.564	17:20:32.300
25 - D2	49.403	53.306	41.503	244.3	2:24.212	136.07	3.360	17:22:56.512

Weather / Track : Bright / Dry

Shanghai
Circuit Length = 5.451 km
Start: 16:18 Flag 17:20 End: 17:26

Blancpain GT World Challenge Asia

RACE 1 - SECTOR ANALYSIS



SECTOR 1 = FL to I1, SECTOR 2 = I1 to I2 SECTOR 3 = I2 to I3, SECTOR 4 = I3 to FL, DIFF = Difference To Personal Best Lap, P = Crossed Finish Line in Pit Lane, D = Time Disallowed

P27 77 GT4AM Craft-Bamboo Racing				Mercedes-AMG GT4				
IDEAL LAP TIME : 2:20.352		BEST LAP TIME : 2:20.409		DIFFERENCE : 0.057				
D1: Jean-Marc MERLIN		D2: Douglas KHOO						
LAP	SECTOR 1	SECTOR 2	SECTOR 3	SPEED TRAP	LAP TIME	KPH	DIFF	TIME OF DAY
1 - D1		51.995	42.202	242.1	2:35.414	126.26	15.005	16:21:07.104
2 - D1	1:17.722	1:06.539	1:05.735	123.4	3:29.996	93.44	1:09.587	16:24:37.100
3 - D1	1:08.493	1:05.815	1:13.333	54.8	3:27.641	94.50	1:07.232	16:28:04.741
4 - D1	47.932	51.988	41.474	243.7	2:21.394	138.78	0.985	16:30:26.135
5 - D1	47.799	51.619	41.379	243.7	2:20.797 (2)	139.37	0.388	16:32:46.932
6 - D1	47.558	51.929	41.336	243.2	2:20.823 (3)	139.34	0.414	16:35:07.755
7 - D1	47.615	51.510	41.284	243.7	2:20.409 (1)	139.76		16:37:28.164
8 - D1	47.777	51.933	41.443	243.7	2:21.153	139.02	0.744	16:39:49.317
9 - D1	48.594	52.166	41.584	244.8	2:22.344	137.86	1.935	16:42:11.661
10 - D1	47.749	51.776	41.517	243.2	2:21.042	139.13	0.633	16:44:32.703
11 - D1	48.308	51.942	IN PIT	244.8	2:28.609 P	132.04	8.200	16:47:01.312
12 - D2	OUTLAP	54.412	42.555	242.1	3:54.922	83.53	1:34.513	16:50:56.234
13 - D2	51.323			231.7	2:34.529	126.98	14.120	16:53:30.763
14 - D2	51.002	55.355	43.126	243.2	2:29.483	131.27	9.074	16:56:00.246
15 - D2	49.679	55.341	43.717	246.0	2:28.737	131.93	8.328	16:58:28.983
16 - D2	50.243	54.193	43.268	243.7	2:27.704	132.85	7.295	17:00:56.687
17 - D2	51.761	55.212	42.778	241.6	2:29.751	131.04	9.342	17:03:26.438
18 - D2	50.294	55.729	45.565	241.6	2:31.588	129.45	11.179	17:05:58.026
19 - D2	51.179	55.865	43.167	242.1	2:30.211	130.64	9.802	17:08:28.237
20 - D2	50.905	1:00.578	43.542	239.4	2:35.025	126.58	14.616	17:11:03.262
21 - D2	50.321	57.959	44.597	241.6	2:32.877	128.36	12.468	17:13:36.139
22 - D2	51.581	55.491	43.808	241.6	2:30.880	130.06	10.471	17:16:07.019
23 - D2	52.170	56.455	43.540	240.5	2:32.165	128.96	11.756	17:18:39.184
24 - D2	50.560	55.823	43.525	239.4	2:29.908	130.90	9.499	17:21:09.092

P28 11 GT4AM GTO Racing with TTR				Mercedes-AMG GT4				
IDEAL LAP TIME : 2:21.376		BEST LAP TIME : 2:21.805		DIFFERENCE : 0.429				
D1: Brian LEE		D2: Tony FONG						
LAP	SECTOR 1	SECTOR 2	SECTOR 3	SPEED TRAP	LAP TIME	KPH	DIFF	TIME OF DAY
1 - D1		56.673	IN PIT	130.5	3:06.751 P	105.07	44.946	16:21:38.441
2 - D1	OUTLAP	52.222	42.441	234.2	8:20.291	39.22	5:58.486	16:29:58.732
3 - D1	50.551	57.158	42.223	242.6	2:29.932	130.88	8.127	16:32:28.664
4 - D1	49.253	52.109	41.588	242.6	2:22.950	137.27	1.145	16:34:51.614
5 - D1	47.962			237.3	2:22.591	137.62	0.786	16:37:14.205
6 - D1	48.238	52.363	41.305	244.3	2:21.906 (2)	138.28	0.101	16:39:36.111
7 - D1	48.199	52.233	41.373	244.3	2:21.805 (1)	138.38		16:41:57.916
8 - D1	48.302	52.358	41.427	242.6	2:22.087 (3)	138.10	0.282	16:44:20.003
9 - D1	48.530	52.508	41.452	243.7	2:22.490	137.71	0.685	16:46:42.493
10 - D1	48.467	53.336	41.461	244.3	2:23.264	136.97	1.459	16:49:05.757
11 - D1	48.537	52.496	IN PIT	242.6	2:29.558 P	131.21	7.753	16:51:35.315
12 - D2	OUTLAP	53.990	44.228	242.6	3:58.183	82.38	1:36.378	16:55:33.498
13 - D2	50.705	54.325	42.498	243.7	2:27.528	133.01	5.723	16:58:01.026
14 - D2	49.850	54.372	44.989	241.6	2:29.211	131.51	7.406	17:00:30.237
15 - D2	51.023	54.413	42.254	242.6	2:27.690	132.87	5.885	17:02:57.927
16 - D2	49.341	54.531	42.110	243.7	2:25.982	134.42	4.177	17:05:23.909
17 - D2	49.350	54.052	41.558	243.7	2:24.960	135.37	3.155	17:07:48.869
18 - D2	49.155	53.955	42.024	242.1	2:25.134	135.21	3.329	17:10:14.003
19 - D2	49.367	54.236	43.272	222.2	2:26.875	133.60	5.070	17:12:40.878
20 - D2	50.327	54.183	46.627	243.7	2:31.137	129.83	9.332	17:15:12.015
21 - D2	49.379	53.939	41.720	243.2	2:25.038	135.29	3.233	17:17:37.053
22 - D2	48.989	53.597	41.509	244.8	2:24.095	136.18	2.290	17:20:01.148
23 - D2	49.025	55.178	43.413	226.8	2:27.616	132.93	5.811	17:22:28.764

Weather / Track : Bright / Dry

Shanghai
Circuit Length = 5.451 km
Start: 16:18 Flag 17:20 End: 17:26

Blancpain GT World Challenge Asia

RACE 1 - STATISTICS

Competitors Started	29
Planned Start	2019-09-27 @ 16:15:00.000
Actual Start	2019-09-27 @ 16:18:31.689
Finish Time	2019-09-27 @ 17:20:39.462
Track Length	5.451km
Total Laps	741
Total Distance Covered	4039.191km

Session Fastest Lap History

NO	CL	NAME	LAP TIME	TIME OF DAY	LAP	VEHICLE
12	GT3S	Audi Sport Asia Team Absolute Racing <i>M. RUMP</i>	2:18.867	16:20:50.582	1	Audi R8 LMS GT3 2019
12	GT3S	Audi Sport Asia Team Absolute Racing <i>M. RUMP</i>	2:07.419	16:29:54.521	4	Audi R8 LMS GT3 2019
12	GT3S	Audi Sport Asia Team Absolute Racing <i>M. RUMP</i>	2:07.342	16:32:01.863	5	Audi R8 LMS GT3 2019
12	GT3S	Audi Sport Asia Team Absolute Racing <i>M. RUMP</i>	2:07.302	16:36:16.564	7	Audi R8 LMS GT3 2019
910	GT3PA	JRM <i>C. VAN DER DRIFT</i>	2:06.935	16:51:32.853	13	Porsche 911 GT3 R

Session Leader History

NO	CL	NAME	FROM LAP	LAPS LED	DISTANCE	VEHICLE
12	GT3S	Audi Sport Asia Team Absolute Racing <i>M. RUMP</i>	1	11	59.96 km	Audi R8 LMS GT3 2019
27	GT3S	HubAuto Corsa <i>Y. SAKAMOTO</i>	12	1	5.45 km	Ferrari 488 GT3
999	GT3S	Audi Sport Asia Team TSRT <i>W. CHEN</i>	13	2	10.90 km	Audi R8 LMS GT3 2019
12	GT3S	Audi Sport Asia Team Absolute Racing <i>W. TAN</i>	15	13	70.86 km	Audi R8 LMS GT3 2019

Flag History

TYPE	TIME OF DAY
GREEN	16:18:31.689
SAFETY	16:20:21.919
GREEN	16:27:45.956
FINISH	17:20:39.462

Flag Statistics

TYPE	COUNT	TOTAL LAPS	TOTAL TIME
Green	2	25	1:00:48.158
Red	0	0	0.000
Safety Car	1	2	7:24.037
FCY	0	0	0.000

Weather / Track : Bright / Dry

Blancpain GT World Challenge Asia

RACE 1 - STATISTICS

CLASS : GT3S

8 Starters

Fastest Lap History

NO	NAME	LAP TIME	TIME OF DAY	LAP	VEHICLE
12	Audi Sport Asia Team Absolute Racing <i>M. RUMP</i>	2:18.867	16:20:50.582	1	Audi R8 LMS GT3 2019
12	Audi Sport Asia Team Absolute Racing <i>M. RUMP</i>	2:07.419	16:29:54.521	4	Audi R8 LMS GT3 2019
12	Audi Sport Asia Team Absolute Racing <i>M. RUMP</i>	2:07.342	16:32:01.863	5	Audi R8 LMS GT3 2019
12	Audi Sport Asia Team Absolute Racing <i>M. RUMP</i>	2:07.302	16:36:16.564	7	Audi R8 LMS GT3 2019
912	Absolute Racing <i>L. HONGLI</i>	2:07.259	16:59:57.013	17	Porsche 911 GT3 R

Leader History

NO	NAME	FROM LAP	LAPS LED	DISTANCE	VEHICLE
12	Audi Sport Asia Team Absolute Racing <i>M. RUMP</i>	1	11	59.96 km	Audi R8 LMS GT3 2019
27	HubAuto Corsa <i>Y. SAKAMOTO</i>	12	1	5.45 km	Ferrari 488 GT3
999	Audi Sport Asia Team TSRT <i>W. CHEN</i>	13	2	10.90 km	Audi R8 LMS GT3 2019
12	Audi Sport Asia Team Absolute Racing <i>W. TAN</i>	15	13	70.86 km	Audi R8 LMS GT3 2019

Weather / Track : Bright / Dry

Results can be found at www.tsl-timing.com

Page 2 of 5

Shanghai
Circuit Length = 5.451 km
Start: 16:18 Flag 17:20 End: 17:26
Printed - 17:40 Friday, 27 September 2019

Blancpain GT World Challenge Asia

RACE 1 - STATISTICS

CLASS : GT3PA

11 Starters

Fastest Lap History

NO	NAME	LAP TIME	TIME OF DAY	LAP	VEHICLE
918	Panther/AAS Motorsport <i>V. INTHRAPHUVASAK</i>	2:21.938	16:20:53.661	1	Porsche 911 GT3 R
918	Panther/AAS Motorsport <i>V. INTHRAPHUVASAK</i>	2:09.875	16:29:59.739	4	Porsche 911 GT3 R
918	Panther/AAS Motorsport <i>V. INTHRAPHUVASAK</i>	2:09.114	16:32:08.852	5	Porsche 911 GT3 R
918	Panther/AAS Motorsport <i>V. INTHRAPHUVASAK</i>	2:08.777	16:34:17.631	6	Porsche 911 GT3 R
88	Craft-Bamboo Racing <i>A. PICARIELLO</i>	2:07.684	16:49:32.200	12	Mercedes-AMG GT3
55	Craft-Bamboo Racing <i>M. MOH</i>	2:07.580	16:50:16.809	12	Mercedes-AMG GT3
910	JRM <i>C. VAN DER DRIFT</i>	2:06.935	16:51:32.853	13	Porsche 911 GT3 R

Leader History

NO	NAME	FROM LAP	LAPS LED	DISTANCE	VEHICLE
918	Panther/AAS Motorsport <i>V. INTHRAPHUVASAK</i>	1	11	59.96 km	Porsche 911 GT3 R
61	ABSSA Motorsport <i>K. SAWA</i>	12	10	54.51 km	McLaren 720S GT3
918	Panther/AAS Motorsport <i>A. IMPERATORI</i>	22	6	32.70 km	Porsche 911 GT3 R

Weather / Track : Bright / Dry

Shanghai
Circuit Length = 5.451 km
Start: 16:18 Flag 17:20 End: 17:26

Blancpain GT World Challenge Asia

RACE 1 - STATISTICS

CLASS : GT3AM

4 Starters

Fastest Lap History

NO	NAME	LAP TIME	TIME OF DAY	LAP	VEHICLE
5	Phantom Pro Racing <i>C. CHIA</i>	2:23.861	16:20:55.584	1	Mercedes-AMG GT3
5	Phantom Pro Racing <i>C. CHIA</i>	2:12.488	16:30:05.096	4	Mercedes-AMG GT3
5	Phantom Pro Racing <i>C. CHIA</i>	2:10.271	16:37:01.397	7	Mercedes-AMG GT3
51	AMAC Motorsport <i>W. PORTER</i>	2:09.656	16:49:48.352	12	Lamborghini Huracan GT3 EVO
51	AMAC Motorsport <i>W. PORTER</i>	2:08.752	16:51:57.105	13	Lamborghini Huracan GT3 EVO
51	AMAC Motorsport <i>W. PORTER</i>	2:08.690	16:54:05.790	14	Lamborghini Huracan GT3 EVO

Leader History

NO	NAME	FROM LAP	LAPS LED	DISTANCE	VEHICLE
5	Phantom Pro Racing <i>C. CHIA</i>	1	5	27.25 km	Mercedes-AMG GT3
51	AMAC Motorsport <i>A. MACPHERSON</i>	6	3	16.35 km	Lamborghini Huracan GT3 EVO
5	Phantom Pro Racing <i>C. CHIA</i>	9	4	21.80 km	Mercedes-AMG GT3
5	Phantom Pro Racing <i>W. LU</i>	13	15	81.76 km	Mercedes-AMG GT3

Weather / Track : Bright / Dry

Results can be found at www.tsl-timing.com

Page 4 of 5

Shanghai
Circuit Length = 5.451 km
Start: 16:18 Flag 17:20 End: 17:26

Printed - 17:40 Friday, 27 September 2019

Blancpain GT World Challenge Asia

RACE 1 - STATISTICS

CLASS : GT4AM

6 Starters

Fastest Lap History

NO	NAME	LAP TIME	TIME OF DAY	LAP	VEHICLE
77	Craft-Bamboo Racing <i>J. MERLIN</i>	2:35.414	16:21:07.139	1	Mercedes-AMG GT4
77	Craft-Bamboo Racing <i>J. MERLIN</i>	2:21.394	16:30:26.135	4	Mercedes-AMG GT4
77	Craft-Bamboo Racing <i>J. MERLIN</i>	2:20.797	16:32:46.957	5	Mercedes-AMG GT4
82	BMW Team Studie <i>S. JUKUCHOU</i>	2:20.513	16:32:47.800	5	BMW M4 GT4
77	Craft-Bamboo Racing <i>J. MERLIN</i>	2:20.409	16:37:28.190	7	Mercedes-AMG GT4

Leader History

NO	NAME	FROM LAP	LAPS LED	DISTANCE	VEHICLE
77	Craft-Bamboo Racing <i>J. MERLIN</i>	1	10	54.51 km	Mercedes-AMG GT4
82	BMW Team Studie <i>S. JUKUCHOU</i>	11	2	10.90 km	BMW M4 GT4
199	Team iRace.Win <i>K. CHANG</i>	13	1	5.45 km	Mercedes-AMG GT4
111	Team iRace.Win <i>R. CHONG</i>	14	12	65.41 km	Mercedes-AMG GT4

Weather / Track : Bright / Dry

Results can be found at www.tsl-timing.com

Page 5 of 5

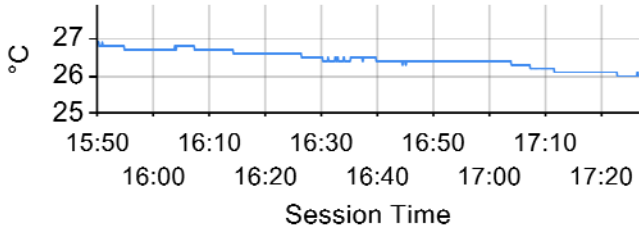
Shanghai
Circuit Length = 5.451 km
Start: 16:18 Flag 17:20 End: 17:26
Printed - 17:40 Friday, 27 September 2019

Blancpain GT World Challenge Asia

RACE 1 - WEATHER CONDITIONS

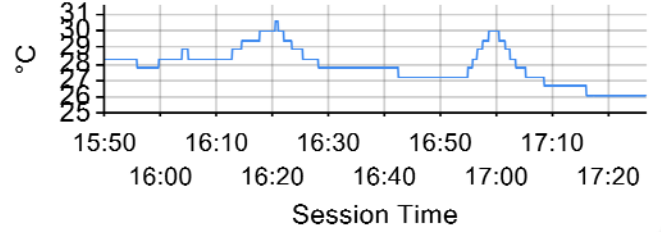
Air Temperature

Min: 26°C Max: 26.9°C



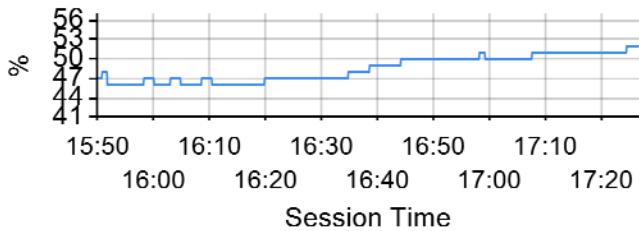
Track Temperature

Min: 26.1°C Max: 30.6°C



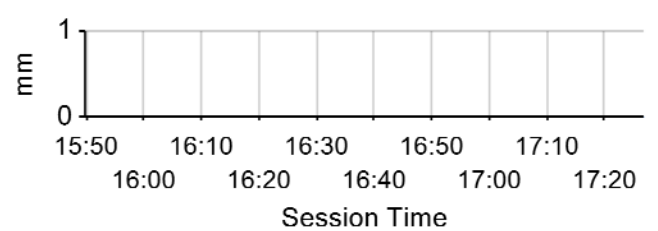
Humidity

Min: 46% Max: 52%



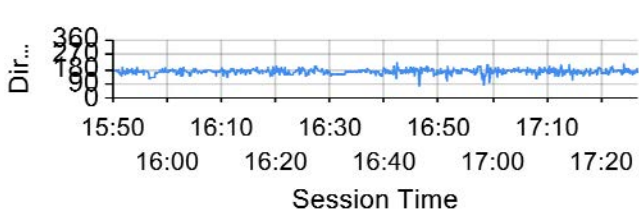
Daily Rainfall

Min: 0mm Max: 0mm



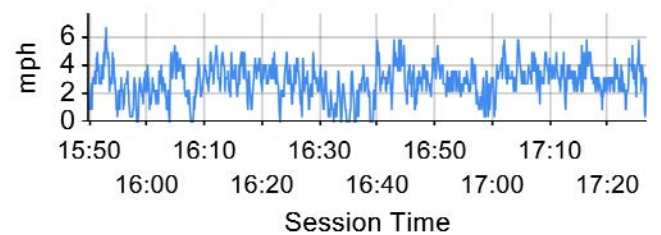
Wind Direction

North = 0/360, East = 90, South = 180, West = 270



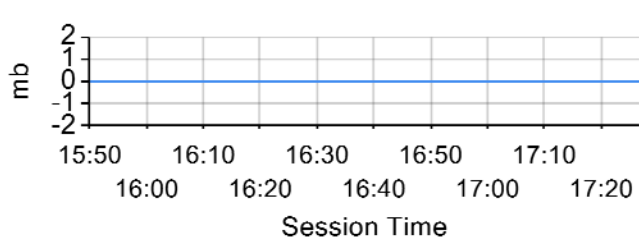
Wind Speed

Min: 0mph Max: 6.7mph



Barometric Pressure

Min: 0mb Max: 0mb



Blancpain GT World Challenge Asia

RACE 2 - GRID (60 minutes) - FINAL

ROW 14	27	11	GTO Racing with TTR	Tony FONG 2:20.778	28	77	Craft-Bamboo Racing	Douglas KHOO 2:24.060	
ROW 13	25	81	BMW Team Studie	Takayuki KINOSHITA 2:18.687	26	199	Team iRace.Win	Joe CHI 2:20.004	
ROW 12	23	82	BMW Team Studie	Sunako JUKUCHOU 2:18.187	24	111	Team iRace.Win	Ringo CHONG 2:18.589	
ROW 11	21	51	AMAC Motorsport	William Ben PORTER 2:07.827	22	7	Zun Motorsport Crew	Ka Chun MA 2:09.692	
ROW 10	19	5	Phantom Pro Racing	Wei LU 2:06.962	20	66	Team iRace.Win	Heng MIN 2:07.336	
ROW 9	17	4	Zun Motorsport Crew	Josh BURDON 2:06.623	18	999	Audi Sport Asia Team TSRT	Rahel FREY 2:06.810	
ROW 8	15	99	Craft-Bamboo Racing	Darryl O'YOUNG 2:06.229	16	12	Audi Sport Asia Team Absolute Racing	Weiron TAN 2:06.314	
ROW 7	13	97	Solite Indigo Racing	Manuel METZGER 2:06.087	14	61	ABSSA Motorsport	Keita SAWA 2:06.160	
ROW 6	11	75	T2 Motorsports	Rio HARYANTO 2:05.954	12	17	Anstone Racing	Naoki YOKOMIZO 2:06.020	
ROW 5	9	55	Craft-Bamboo Racing	Melvin MOH 2:05.836	10	27	HubAuto Corsa	Marcos GOMES 2:05.940	
ROW 4	7	911	Absolute Racing	Philip HAMPRECHT 2:05.673	8	888	Triple Eight Race Engineering Australia	Shane VAN GISBERGEN 2:05.743	
ROW 3	5	912	Absolute Racing	Leo Ye HONGLI 2:05.546	6	918	Panther/AAS Motorsport	Alexandre IMPERATORI 2:05.569	
ROW 2	3	13	Audi Sport Asia Team Absolute Racing	Congfu CHENG 2:05.420	4	88	Craft-Bamboo Racing	Alessio PICARIELLO 2:05.516	
ROW 1	1	910	JRM	Chris VAN DER DRIFT 2:05.305	2	666	Vincenzo Sospiri Racing	Frederik SCHANDORFF 2:05.321	
Pole									

Shanghai
Circuit Length = 5.451 km

Race Director : Ravin

Stewards :

Timekeeper :

Results can be found at www.tsl-timing.com

Printed - 07:26 Saturday, 28 September 2019

Blancpain GT World Challenge Asia

RACE 2 - CLASSIFICATION - FINAL

POS	NO	CL	PIC	TEAM / DRIVERS	CAR	LAPS	TIME	GAP	DIFF	KPH	BEST	ON
1	912	GT3S	1	Absolute Racing (CHN) Yuan BO (CHN) / Leo Ye HONGLI (CHN)	Porsche 911 GT3 R	27	1:01:43.182			143.07	2:07.939	2
2	88	GT3PA	1	Craft-Bamboo Racing (HKG) Jeffrey LEE (TPE) / Alessio PICARIELLO (BEL)	Mercedes-AMG GT3	27	1:01:46.324	3.142	3.142	142.95	2:07.427	2
3	918	GT3PA	2	Panther/AAS Motorsport (CHN) Vutthikorn INTHRAPHUVASAK (THA) / Alexandre IMPERATORI (CHE)	Porsche 911 GT3 R	27	1:01:47.024	3.842	0.700	142.92	2:07.506	2
4	666	GT3PA	3	Vincenzo Sospiri Racing (ITA) Alex AU (HKG) / Frederik SCHANDORFF (DNK)	Lamborghini Huracan GT3 EVO	27	1:01:47.465	4.283	0.441	142.91	2:07.025	2
5	97	GT3S	2	Solite Indigo Racing (KOR) Roelof BRUINS (KOR) / Manuel METZGER (DEU)	Mercedes-AMG GT3	27	1:01:49.212	6.030	1.747	142.84	2:08.854	8
6	910	GT3PA	4	JRM (CHN) Chao LI (CHN) / Chris VAN DER DRIFT (NZL)	Porsche 911 GT3 R	27	1:02:00.258	17.076	11.046	142.41	2:06.534	2
7	999	GT3S	3	Audi Sport Asia Team TSRT (CHN) Weian CHEN (CHN) / Rahel FREY (CHE)	Audi R8 LMS GT3 2019	27	1:02:05.893	22.711	5.635	142.20	2:09.165	15
8	75	GT3PA	5	T2 Motorsports (SGP) David TJIPTOBIANTORO (IDN) / Rio HARYANTO (IDN)	Ferrari 488 GT3	27	1:02:06.625	23.443	0.732	142.17	2:09.063	7
9	99	GT3S	4	Craft-Bamboo Racing (HKG) Christina NIELSEN (DNK) / Darryl O'YOUNG (HKG)	Mercedes-AMG GT3	27	1:02:07.367	24.185	0.742	142.14	2:09.346	7
10	61	GT3PA	6	ABSSA Motorsport (JPN) Piti BHIROMBHAKDI (THA) / Keita SAWA (JPN)	McLaren 720S GT3	27	1:02:07.625	24.443	0.258	142.13	2:09.213	19
11	17	GT3PA	7	Anstone Racing (CHN) Xu WEI (CHN) / Naoki YOKOMIZO (JPN)	Mercedes-AMG GT3	27	1:02:15.488	32.306	7.863	141.83	2:09.418	8
12	5	GT3AM	1	Phantom Pro Racing (CHN) Chris On CHIA (CHN) / Wei LU (CHN)	Mercedes-AMG GT3	27	1:02:21.194	38.012	5.706	141.62	2:09.789	8
13	12	GT3S	5	Audi Sport Asia Team Absolute Racing (CHN) Martin RUMP (EST) / Weiron TAN (MYS)	Audi R8 LMS GT3 2019	27	1:02:21.410	38.228	0.216	141.61	2:08.329	25
14	13	GT3PA	8	Audi Sport Asia Team Absolute Racing (CHN) Jingzu SUN (CHN) / Congfu CHENG (CHN)	Audi R8 LMS GT3 2019	27	1:02:29.952	46.770	8.542	141.29	2:08.316	8
15	51	GT3AM	2	AMAC Motorsport (AUS) Andrew MACPHERSON (AUS) / William Ben PORTER (AUS)	Lamborghini Huracan GT3 EVO	27	1:03:04.190	1:21.008	34.238	140.01	2:09.812	10
16	888	GT3PA	9	Triple Eight Race Engineering Australia (AUS) HH Prince Abdul Rahman IBRAHIM (MYS) / Shane VAN GISBERGEN	Mercedes-AMG GT3	27	1:03:09.849	1:26.667	5.659	139.80	2:07.766	2
17	66	GT3AM	3	Team iRace.Win (TPE) Nan LIN (CHN) / Heng MIN (CHN)	Mercedes-AMG GT3	27	1:03:40.546	1:57.364	30.697	138.68	2:09.604	7
18	55	GT3PA	10	Craft-Bamboo Racing (HKG) Daniel AU (SGP) / Melvin MOH (MYS)	Mercedes-AMG GT3	26	1:01:51.245	1 Lap	1 Lap	137.47	2:08.377	2
19	7	GT3AM	4	Zun Motorsport Crew (CHN) Yi Ming LIN (CHN) / Ka Chun MA (CHN)	Mercedes-AMG GT3	26	1:02:59.869	1 Lap	1:08.624	134.98	2:11.254	7
20	82	GT4AM	1	BMW Team Studie (JPN) Sunako JUKUCHOU (JPN)	BMW M4 GT4	25	1:01:57.396	2 Laps	1 Lap	131.97	2:20.127	2
21	111	GT4AM	2	Team iRace.Win (TPE) Setiawan SANTOSO (IDN) / Ringo CHONG (SGP)	Mercedes-AMG GT4	25	1:02:02.566	2 Laps	5.170	131.78	2:19.958	9
22	199	GT4AM	3	Team iRace.Win (TPE) Keo CHANG (TPE) / Joe CHI (TPE)	Mercedes-AMG GT4	25	1:02:16.425	2 Laps	13.859	131.29	2:20.895	6
23	81	GT4AM	4	BMW Team Studie (JPN) Takayuki KINOSHITA (JPN)	BMW M4 GT4	25	1:02:31.120	2 Laps	14.695	130.78	2:21.396	6
24	11	GT4AM	5	GTO Racing with TTR (JPN) Brian LEE (TPE) / Tony FONG (HKG)	Mercedes-AMG GT4	24	59:43.945	3 Laps	1 Lap	131.41	2:21.542	23
25	911	GT3S	6	Absolute Racing (CHN) Tanart SATHIENTHIRAKUL (THA) / Philip HAMPRECHT (DEU)	Porsche 911 GT3 R	20	48:00.386	7 Laps	4 Laps	136.25	2:08.637	8

NOT CLASSIFIED

NC	27	GT3S		HubAuto Corsa (TPE) Yuya SAKAMOTO (JPN) / Marcos GOMES (BRA)	Ferrari 488 GT3	19	1:03:18.514	8 Laps	1 Lap	98.15	2:08.090	18
NC	4	GT3S		Zun Motorsport Crew (CHN) Adderly FONG (HKG) / Josh BURDON (AUS)	Mercedes-AMG GT3	4	9:59.989	23 Laps	15 Laps	130.82	2:10.924	2
NC	77	GT4AM		Craft-Bamboo Racing (HKG) Jean-Marc MERLIN (FRA) / Douglas KHOO (MYS)	Mercedes-AMG GT4	1	2:37.910	26 Laps	3 Laps	124.27	2:37.910	1

FASTEST LAP

910	GT3PA	JRM (CHN) Chao LI (CHN) / Chris VAN DER DRIFT (NZL)	Porsche 911 GT3 R	2	2:06.534	96.36 mph	155.08 kph
-----	-------	--	-------------------	---	----------	-----------	------------

Weather / Track : Bright / Dry

Shanghai
Circuit Length = 5.451 km
Start: 11:58 Flag 13:00 End: 13:07

Race Director : Ravin	Stewards :	Timekeeper :
-----------------------	------------	--------------

Blancpain GT World Challenge Asia

RACE 2 - CLASSIFICATION - FINAL

912	GT3S	Absolute Racing (CHN) Yuan BO (CHN) / Leo Ye HONGLI (CHN)	Porsche 911 GT3 R	2	2:07.939	95.30 mph	153.38 kph
66	GT3AM	Team iRace.Win (TPE) Nan LIN (CHN) / Heng MIN (CHN)	Mercedes-AMG GT3	7	2:09.604	94.08 mph	151.41 kph
111	GT4AM	Team iRace.Win (TPE) Setiawan SANTOSO (IDN) / Ringo CHONG (SGP)	Mercedes-AMG GT4	9	2:19.958	87.12 mph	140.21 kph

Weather / Track : Bright / Dry

Shanghai
 Circuit Length = 5.451 km
 Start: 11:58 Flag 13:00 End: 13:07

Race Director : Ravin

Stewards :

Timekeeper :

Blancpain GT World Challenge Asia

RACE 2 - CLASSIFICATION BY CATEGORY - FINAL

CATEGORY : GT3

POS	NO	CL	TEAM / DRIVERS	CAR	LAPS	TIME	GAP	DIFF	KPH	BEST	ON
1	912	GT3S	Absolute Racing Yuan BO (CHN) / Leo Ye HONGLI (CHN)	Porsche 911 GT3 R	27	1:01:43.182			143.07	2:07.939	2
2	88	GT3PA	Craft-Bamboo Racing Jeffrey LEE (TPE) / Alessio PICARIELLO (BEL)	Mercedes-AMG GT3	27	1:01:46.324	3.142	3.142	142.95	2:07.427	2
3	918	GT3PA	Panther/AAS Motorsport Vuthikorn INTHRAPHUVASAK (THA) / Alexandre IMPERATORI (CHE)	Porsche 911 GT3 R	27	1:01:47.024	3.842	0.700	142.92	2:07.506	2
4	666	GT3PA	Vincenzo Sospiri Racing Alex AU (HKG) / Frederik SCHANDORFF (DNK)	Lamborghini Huracan GT3 EVO	27	1:01:47.465	4.283	0.441	142.91	2:07.025	2
5	97	GT3S	Solite Indigo Racing Roelof BRUINS (KOR) / Manuel METZGER (DEU)	Mercedes-AMG GT3	27	1:01:49.212	6.030	1.747	142.84	2:08.854	8
6	910	GT3PA	JRM Chao LI (CHN) / Chris VAN DER DRIFT (NZL)	Porsche 911 GT3 R	27	1:02:00.258	17.076	11.046	142.41	2:06.534	2
7	999	GT3S	Audi Sport Asia Team TSRT Wei'an CHEN (CHN) / Rahel FREY (CHE)	Audi R8 LMS GT3 2019	27	1:02:05.893	22.711	5.635	142.20	2:09.165	15
8	75	GT3PA	T2 Motorsports David TJIPTOBIANTORO (IDN) / Rio HARYANTO (IDN)	Ferrari 488 GT3	27	1:02:06.625	23.443	0.732	142.17	2:09.063	7
9	99	GT3S	Craft-Bamboo Racing Christina NIELSEN (DNK) / Darryl O'YOUNG (HKG)	Mercedes-AMG GT3	27	1:02:07.367	24.185	0.742	142.14	2:09.346	7
10	61	GT3PA	ABSSA Motorsport Piti BHIROMBHAKDI (THA) / Keita SAWA (JPN)	McLaren 720S GT3	27	1:02:07.625	24.443	0.258	142.13	2:09.213	19
11	17	GT3PA	Anstone Racing Xu WEI (CHN) / Naoki YOKOMIZO (JPN)	Mercedes-AMG GT3	27	1:02:15.488	32.306	7.863	141.83	2:09.418	8
12	5	GT3AM	Phantom Pro Racing Chris On CHIA (CHN) / Wei LU (CHN)	Mercedes-AMG GT3	27	1:02:21.194	38.012	5.706	141.62	2:09.789	8
13	12	GT3S	Audi Sport Asia Team Absolute Racing Martin RUMP (EST) / Weiron TAN (MYS)	Audi R8 LMS GT3 2019	27	1:02:21.410	38.228	0.216	141.61	2:08.329	25
14	13	GT3PA	Audi Sport Asia Team Absolute Racing Jingzu SUN (CHN) / Congfu CHENG (CHN)	Audi R8 LMS GT3 2019	27	1:02:29.952	46.770	8.542	141.29	2:08.316	8
15	51	GT3AM	AMAC Motorsport Andrew MACPHERSON (AUS) / William Ben PORTER (AUS)	Lamborghini Huracan GT3 EVO	27	1:03:04.190	1:21.008	34.238	140.01	2:09.812	10
16	888	GT3PA	Triple Eight Race Engineering Australia HH Prince Abdul Rahman IBRAHIM (MYS) / Shane VAN GISBERGEN (NZL)	Mercedes-AMG GT3	27	1:03:09.849	1:26.667	5.659	139.80	2:07.766	2
17	66	GT3AM	Team iRace.Win Nan LIN (CHN) / Heng MIN (CHN)	Mercedes-AMG GT3	27	1:03:40.546	1:57.364	30.697	138.68	2:09.604	7
18	55	GT3PA	Craft-Bamboo Racing Daniel AU (SGP) / Melvin MOH (MYS)	Mercedes-AMG GT3	26	1:01:51.245	1 Lap	1 Lap	137.47	2:08.377	2
19	7	GT3AM	Zun Motorsport Crew Yi Ming LIN (CHN) / Ka Chun MA (CHN)	Mercedes-AMG GT3	26	1:02:59.869	1 Lap	1:08.624	134.98	2:11.254	7
20	911	GT3S	Absolute Racing Tanart SATHIENTHIRAKUL (THA) / Philip HAMPRECHT (DEU)	Porsche 911 GT3 R	20	48:00.386	7 Laps	6 Laps	136.25	2:08.637	8
NC	27	GT3S	HubAuto Corsa Yuya SAKAMOTO (JPN) / Marcos GOMES (BRA)	Ferrari 488 GT3	19	1:03:18.514	8 Laps	1 Lap	98.15	2:08.090	18
NC	4	GT3S	Zun Motorsport Crew Adderly FONG (HKG) / Josh BURDON (AUS)	Mercedes-AMG GT3	4	9:59.989	23 Laps	15 Laps	130.82	2:10.924	2

CATEGORY : GT4

POS	NO	CL	TEAM / DRIVERS	CAR	LAPS	TIME	GAP	DIFF	KPH	BEST	ON
1	82	GT4AM	BMW Team Studie Sunako JUKUCHOU (JPN)	BMW M4 GT4	25	1:01:57.396			131.97	2:20.127	2
2	111	GT4AM	Team iRace.Win Seliawan SANTOSO (IDN) / Ringo CHONG (SGP)	Mercedes-AMG GT4	25	1:02:02.566	5.170	5.170	131.78	2:19.958	9
3	199	GT4AM	Team iRace.Win Keo CHANG (TPE) / Joe CHI (TPE)	Mercedes-AMG GT4	25	1:02:16.425	19.029	13.859	131.29	2:20.895	6
4	81	GT4AM	BMW Team Studie Takayuki KINOSHITA (JPN)	BMW M4 GT4	25	1:02:31.120	33.724	14.695	130.78	2:21.396	6
5	11	GT4AM	GTO Racing with TTR Brian LEE (TPE) / Tony FONG (HKG)	Mercedes-AMG GT4	24	59:43.945	1 Lap	1 Lap	131.41	2:21.542	23
NC	77	GT4AM	Craft-Bamboo Racing Jean-Marc MERLIN (FRA) / Douglas KHOO (MYS)	Mercedes-AMG GT4	1	2:37.910	24 Laps	23 Laps	124.27	2:37.910	1

Shanghai
Circuit Length = 5.451 km
Start: 11:58 Flag 13:00 End: 13:07

Weather / Track : Bright / Dry

Race Director : Ravin	Stewards :	Timekeeper :
-----------------------	------------	--------------

Blancpain GT World Challenge Asia

RACE 2 - CLASSIFICATION BY CATEGORY - FINAL

FASTEST LAP

910	GT3PA	JRM	CHN	Porsche 911 GT3 R -	2	2:06.534	96.36 mph	155.08 kph
912	GT3S	Absolute Racing	CHN	Porsche 911 GT3 R -	2	2:07.939	95.30 mph	153.38 kph
66	GT3AM	Team iRace.Win	TPE	Mercedes-AMG GT3 -	7	2:09.604	94.08 mph	151.41 kph
111	GT4AM	Team iRace.Win	TPE	Mercedes-AMG GT4 -	9	2:19.958	87.12 mph	140.21 kph

Weather / Track : Bright / Dry

Shanghai
 Circuit Length = 5.451 km
 Start: 11:58 Flag 13:00 End: 13:07

Race Director : Ravin

Stewards :

Timekeeper :

Blancpain GT World Challenge Asia

RACE 2 - CLASSIFICATION BY CLASS - FINAL

CLASS : GT3 - GT3S

POS	NO	TEAM / DRIVERS	CAR	LAPS	TIME	GAP	DIFF	KPH	BEST	ON
1	912	Absolute Racing Yuan BO (CHN) / Leo Ye HONGLI (CHN)	Porsche 911 GT3 R	27	1:01:43.182			143.07	2:07.939	2
2	97	Solite Indigo Racing Roelof BRUINS (KOR) / Manuel METZGER (DEU)	Mercedes-AMG GT3	27	1:01:49.212	6.030	6.030	142.84	2:08.854	8
3	999	Audi Sport Asia Team TSRT Weilan CHEN (CHN) / Rahel FREY (CHE)	Audi R8 LMS GT3 2019	27	1:02:05.893	22.711	16.681	142.20	2:09.165	15
4	99	Craft-Bamboo Racing Christina NIELSEN (DNK) / Darryl O'YOUNG (HKG)	Mercedes-AMG GT3	27	1:02:07.367	24.185	1.474	142.14	2:09.346	7
5	12	Audi Sport Asia Team Absolute Racing Martin RUMP (EST) / Weiron TAN (MYS)	Audi R8 LMS GT3 2019	27	1:02:21.410	38.228	14.043	141.61	2:08.329	25
6	911	Absolute Racing Tanart SATHIENTHIRAKUL (THA) / Philip HAMPRECHT (DEU)	Porsche 911 GT3 R	20	48:00.386	7 Laps	7 Laps	136.25	2:08.637	8
NC	27	HubAuto Corsa Yuya SAKAMOTO (JPN) / Marcos GOMES (BRA)	Ferrari 488 GT3	19	1:03:18.514	8 Laps	1 Lap	98.15	2:08.090	18
NC	4	Zun Motorsport Crew Adderly FONG (HKG) / Josh BURDON (AUS)	Mercedes-AMG GT3	4	9:59.989	23 Laps	15 Laps	130.82	2:10.924	2

CLASS : GT3 - GT3PA

POS	NO	TEAM / DRIVERS	CAR	LAPS	TIME	GAP	DIFF	KPH	BEST	ON
1	88	Craft-Bamboo Racing Jeffrey LEE (TPE) / Alessio PICARIELLO (BEL)	Mercedes-AMG GT3	27	1:01:46.324			142.95	2:07.427	2
2	918	Panther/AAS Motorsport Vuthikorn INTHRAPHUVASAK (THA) / Alexandre IMPERATORI (CHE)	Porsche 911 GT3 R	27	1:01:47.024	0.700	0.700	142.92	2:07.506	2
3	666	Vincenzo Sospiri Racing Alex AU (HKG) / Frederik SCHANDORFF (DNK)	Lamborghini Huracan GT3 EVO	27	1:01:47.465	1.141	0.441	142.91	2:07.025	2
4	910	JRM Chao LI (CHN) / Chris VAN DER DRIFT (NZL)	Porsche 911 GT3 R	27	1:02:00.258	13.934	12.793	142.41	2:06.534	2
5	75	T2 Motorsports David TJIPTOBIANTORO (IDN) / Rio HARYANTO (IDN)	Ferrari 488 GT3	27	1:02:06.625	20.301	6.367	142.17	2:09.063	7
6	61	ABSSA Motorsport Piti BHIROMBHAKDI (THA) / Keita SAWA (JPN)	McLaren 720S GT3	27	1:02:07.625	21.301	1.000	142.13	2:09.213	19
7	17	Anstone Racing Xu WEI (CHN) / Naoki YOKOMIZO (JPN)	Mercedes-AMG GT3	27	1:02:15.488	29.164	7.863	141.83	2:09.418	8
8	13	Audi Sport Asia Team Absolute Racing Jingzu SUN (CHN) / Congfu CHENG (CHN)	Audi R8 LMS GT3 2019	27	1:02:29.952	43.628	14.464	141.29	2:08.316	8
9	888	Triple Eight Race Engineering Australia HH Prince Abdul Rahman IBRAHIM (MYS) / Shane VAN GISBERGEN (NZL)	Mercedes-AMG GT3	27	1:03:09.849	1:23.525	39.897	139.80	2:07.766	2
10	55	Craft-Bamboo Racing Daniel AU (SGP) / Melvin MOH (MYS)	Mercedes-AMG GT3	26	1:01:51.245	1 Lap	1 Lap	137.47	2:08.377	2

CLASS : GT3 - GT3AM

POS	NO	TEAM / DRIVERS	CAR	LAPS	TIME	GAP	DIFF	KPH	BEST	ON
1	5	Phantom Pro Racing Chris On CHIA (CHN) / Wei LU (CHN)	Mercedes-AMG GT3	27	1:02:21.194			141.62	2:09.789	8
2	51	AMAC Motorsport Andrew MACPHERSON (AUS) / William Ben PORTER (AUS)	Lamborghini Huracan GT3 EVO	27	1:03:04.190	42.996	42.996	140.01	2:09.812	10
3	66	Team iRace.Win Nan LIN (CHN) / Heng MIN (CHN)	Mercedes-AMG GT3	27	1:03:40.546	1:19.352	36.356	138.68	2:09.604	7
4	7	Zun Motorsport Crew Yi Ming LIN (CHN) / Ka Chun MA (CHN)	Mercedes-AMG GT3	26	1:02:59.869	1 Lap	1 Lap	134.98	2:11.254	7

Weather / Track : Bright / Dry

Shanghai
Circuit Length = 5.451 km
Start: 11:58 Flag 13:00 End: 13:07

Race Director : Ravin	Stewards :	Timekeeper :
-----------------------	------------	--------------

Blancpain GT World Challenge Asia

RACE 2 - CLASSIFICATION BY CLASS - FINAL

CLASS : GT4 - GT4AM

POS	NO	TEAM / DRIVERS	CAR	LAPS	TIME	GAP	DIFF	KPH	BEST	ON
1	82	BMW Team Studie Sunako JUKUCHOU (JPN)	BMW M4 GT4	25	1:01:57.396			131.97	2:20.127	2
2	111	Team iRace.Win Seliawan SANTOSO (IDN) / Ringo CHONG (SGP)	Mercedes-AMG GT4	25	1:02:02.566	5.170	5.170	131.78	2:19.958	9
3	199	Team iRace.Win Keo CHANG (TPE) / Joe CHI (TPE)	Mercedes-AMG GT4	25	1:02:16.425	19.029	13.859	131.29	2:20.895	6
4	81	BMW Team Studie Takayuki KINOSHITA (JPN)	BMW M4 GT4	25	1:02:31.120	33.724	14.695	130.78	2:21.396	6
5	11	GTO Racing with TTR Brian LEE (TPE) / Tony FONG (HKG)	Mercedes-AMG GT4	24	59:43.945	1 Lap	1 Lap	131.41	2:21.542	23
NC	77	Craft-Bamboo Racing Jean-Marc MERLIN (FRA) / Douglas KHOO (MYS)	Mercedes-AMG GT4	1	2:37.910	24 Laps	23 Laps	124.27	2:37.910	1

FASTEST LAP

910	GT3PA	JRM	CHN	Porsche 911 GT3 R -	2	2:06.534	96.36 mph	155.08 kph
912	GT3S	Absolute Racing	CHN	Porsche 911 GT3 R -	2	2:07.939	95.30 mph	153.38 kph
66	GT3AM	Team iRace.Win	TPE	Mercedes-AMG GT3 -	7	2:09.604	94.08 mph	151.41 kph
111	GT4AM	Team iRace.Win	TPE	Mercedes-AMG GT4 -	9	2:19.958	87.12 mph	140.21 kph

Weather / Track : Bright / Dry

Shanghai

Circuit Length = 5.451 km

Start: 11:58 Flag 13:00 End: 13:07

Race Director : Ravin

Stewards :

Timekeeper :

Blancpain GT World Challenge Asia

RACE 2 - BEST SECTORS

SECTOR 1			SECTOR 2			SECTOR 3			IDEAL / BEST COMPARISON						
POS	NO	NAME	TIME	NO	NAME	TIME	NO	NAME	TIME	POS	NO	NAME	IDEAL	BEST	DIFF
													PERFECT LAP	2:05.853	
1	910	JRM	42.830	910	JRM	46.012	666	Vincenzo Sospiri Ra	37.011	1	910	JRM	2:05.854	2:06.534	0.680
2	666	Vincenzo Sospiri Ra	43.210	666	Vincenzo Sospiri Ra	46.376	910	JRM	37.012	2	666	Vincenzo Sospiri Raci	2:06.597	2:07.025	0.428
3	918	Panther/AAS Motors	43.381	88	Craft-Bamboo Racir	46.470	912	Absolute Racing	37.168	3	88	Craft-Bamboo Racing	2:07.149	2:07.427	0.278
4	88	Craft-Bamboo Racir	43.492	888	Triple Eight Race Er	46.628	88	Craft-Bamboo Racir	37.187	4	918	Panther/AAS Motorsp	2:07.461	2:07.506	0.045
5	912	Absolute Racing	43.502	918	Panther/AAS Motors	46.844	12	Audi Sport Asia Tea	37.235	5	888	Triple Eight Race Eng	2:07.565	2:07.766	0.201
6	888	Triple Eight Race Er	43.591	13	Audi Sport Asia Tea	46.924	918	Panther/AAS Motors	37.236	6	912	Absolute Racing	2:07.771	2:07.939	0.168
7	27	HubAuto Corsa	43.683	55	Craft-Bamboo Racir	46.947	911	Absolute Racing	37.237	7	12	Audi Sport Asia Team	2:08.028	2:08.329	0.301
8	97	Solite Indigo Racing	43.721	12	Audi Sport Asia Tea	46.959	27	HubAuto Corsa	37.271	8	27	HubAuto Corsa	2:08.035	2:08.090	0.055
9	911	Absolute Racing	43.747	97	Solite Indigo Racing	46.985	75	T2 Motorsports	37.322	9	97	Solite Indigo Racing	2:08.142	2:08.854	0.712
10	13	Audi Sport Asia Tea	43.825	27	HubAuto Corsa	47.081	888	Triple Eight Race Er	37.346	10	13	Audi Sport Asia Team	2:08.182	2:08.316	0.134
11	12	Audi Sport Asia Tea	43.834	912	Absolute Racing	47.101	17	Anstone Racing	37.366	11	911	Absolute Racing	2:08.229	2:08.637	0.408
12	55	Craft-Bamboo Racir	43.881	911	Absolute Racing	47.245	51	AMAC Motorsport	37.417	12	55	Craft-Bamboo Racing	2:08.248	2:08.377	0.129
13	61	ABSSA Motorsport	43.970	51	AMAC Motorsport	47.398	61	ABSSA Motorsport	37.419	13	61	ABSSA Motorsport	2:08.982	2:09.213	0.231
14	999	Audi Sport Asia Tea	44.090	999	Audi Sport Asia Tea	47.510	55	Craft-Bamboo Racir	37.420	14	75	T2 Motorsports	2:09.001	2:09.063	0.062
15	17	Anstone Racing	44.092	75	T2 Motorsports	47.535	13	Audi Sport Asia Tea	37.433	15	17	Anstone Racing	2:09.125	2:09.418	0.293
16	99	Craft-Bamboo Racir	44.122	5	Phantom Pro Racinç	47.576	97	Solite Indigo Racing	37.436	16	999	Audi Sport Asia Team	2:09.129	2:09.165	0.036
17	75	T2 Motorsports	44.144	99	Craft-Bamboo Racir	47.582	66	Team iRace.Win	37.484	17	99	Craft-Bamboo Racing	2:09.219	2:09.346	0.127
18	5	Phantom Pro Racinç	44.253	61	ABSSA Motorsport	47.593	99	Craft-Bamboo Racir	37.515	18	51	AMAC Motorsport	2:09.223	2:09.812	0.589
19	66	Team iRace.Win	44.257	17	Anstone Racing	47.667	999	Audi Sport Asia Tea	37.529	19	66	Team iRace.Win	2:09.488	2:09.604	0.116
20	4	Zun Motorsport Crev	44.269	66	Team iRace.Win	47.747	5	Phantom Pro Racinç	37.688	20	5	Phantom Pro Racing	2:09.517	2:09.789	0.272
21	51	AMAC Motorsport	44.408	4	Zun Motorsport Crev	47.811	7	Zun Motorsport Crev	38.104	21	7	Zun Motorsport Crew	2:10.832	2:11.254	0.422
22	7	Zun Motorsport Crev	44.758	7	Zun Motorsport Crev	47.970	4	Zun Motorsport Crev	38.844	22	4	Zun Motorsport Crew	2:10.924	2:10.924	0.000
23	111	Team iRace.Win	47.551	82	BMW Team Studie	51.477	82	BMW Team Studie	40.733	23	111	Team iRace.Win	2:19.937	2:19.958	0.021
24	199	Team iRace.Win	47.894	111	Team iRace.Win	51.568	111	Team iRace.Win	40.818	24	82	BMW Team Studie	2:20.127	2:20.127	0.000
25	11	GTO Racing with TT	47.899	81	BMW Team Studie	51.785	199	Team iRace.Win	40.993	25	199	Team iRace.Win	2:20.746	2:20.895	0.149
26	82	BMW Team Studie	47.917	199	Team iRace.Win	51.859	81	BMW Team Studie	41.040	26	11	GTO Racing with TTR	2:20.809	2:21.542	0.733
27	81	BMW Team Studie	48.035	11	GTO Racing with TT	51.866	11	GTO Racing with TT	41.044	27	81	BMW Team Studie	2:20.860	2:21.396	0.536
28	77	Craft-Bamboo Racir	49.745	77	Craft-Bamboo Racir	54.997	77	Craft-Bamboo Racir	42.766	28	77	Craft-Bamboo Racing	2:27.508	2:37.910	10.402

Weather / Track : Bright / Dry

Shanghai

Circuit Length = 5.451 km

Start: 11:58 Flag 13:00 End: 13:07

Results can be found at www.tsl-timing.com

Printed - 13:14 Saturday, 28 September 2019

Blancpain GT World Challenge Asia

RACE 2 - BEST SPEEDS

POS	NO	NAME	VMAX	KPH
1	13	Audi Sport Asia Team Absolute Racing		272.7
2	666	Vincenzo Sospiri Racing		270.6
3	999	Audi Sport Asia Team TSRT		270.6
4	75	T2 Motorsports		269.3
5	17	Anstone Racing		269.3
6	911	Absolute Racing		269.3
7	912	Absolute Racing		268.6
8	918	Panther/AAS Motorsport		268.6
9	51	AMAC Motorsport		268.6
10	27	HubAuto Corsa		268.6
11	99	Craft-Bamboo Racing		267.9
12	61	ABSSA Motorsport		267.3
13	12	Audi Sport Asia Team Absolute Racing		267.3
14	910	JRM		266.6
15	66	Team iRace.Win		266.6
16	97	Solite Indigo Racing		265.3
17	888	Triple Eight Race Engineering Australia		265.3
18	55	Craft-Bamboo Racing		265.3
19	88	Craft-Bamboo Racing		264.7
20	5	Phantom Pro Racing		263.4
21	7	Zun Motorsport Crew		260.2
22	199	Team iRace.Win		250.5
23	82	BMW Team Studie		249.4
24	111	Team iRace.Win		249.4
25	81	BMW Team Studie		248.2
26	11	GTO Racing with TTR		246.5
27	77	Craft-Bamboo Racing		241.0
28	4	Zun Motorsport Crew		231.2

Weather / Track : Bright / Dry

Results can be found at www.tsl-timing.com

Shanghai

Circuit Length = 5.451 km

Start: 11:58 Flag 13:00 End: 13:07

Printed - 13:14 Saturday, 28 September 2019

Blancpain GT World Challenge Asia

RACE 2 - DRIVER STATISTICS

POS	NO	CL	PIC	TEAM / DRIVERS	CAR	LAPS	RACE TIME	%	BEST	ON	KPH
1	912	GT3S	1	Absolute Racing (CHN)	Porsche 911 GT3 R	27	1:01:43.182				
				13		28:09.398	45.62	2:08.579	17	152.61	
				14		33:33.784	54.38	2:07.939	2	153.38	
2	88	GT3PA	1	Craft-Bamboo Racing (HKG)	Mercedes-AMG GT3	27	1:01:46.324				
				12		26:11.544	42.40	2:09.731	23	151.26	
				15		35:34.780	57.60	2:07.427	2	153.99	
3	918	GT3PA	2	Panther/AAS Motorsport (CHN)	Porsche 911 GT3 R	27	1:01:47.024				
				12		26:10.551	42.37	2:09.950	23	151.00	
				15		35:36.473	57.63	2:07.506	2	153.90	
4	666	GT3PA	3	Vincenzo Sospiri Racing (ITA)	Lamborghini Huracan GT3 EVO	27	1:01:47.465				
				12		26:12.410	42.41	2:09.657	23	151.35	
				15		35:35.055	57.59	2:07.025	2	154.48	
5	97	GT3S	2	Solite Indigo Racing (KOR)	Mercedes-AMG GT3	27	1:01:49.212				
				13		28:12.948	45.64	2:09.092	17	152.01	
				14		33:36.264	54.36	2:08.854	8	152.29	
6	910	GT3PA	4	JRM (CHN)	Porsche 911 GT3 R	27	1:02:00.258				
				12		26:31.772	42.79	2:11.415	24	149.32	
				15		35:28.486	57.21	2:06.534	2	155.08	
7	999	GT3S	3	Audi Sport Asia Team TSRT (CHN)	Audi R8 LMS GT3 2019	27	1:02:05.893				
				16		34:43.824	55.93	2:09.165	15	151.92	
				11		27:22.069	44.07	2:10.501	6	150.37	
8	75	GT3PA	5	T2 Motorsports (SGP)	Ferrari 488 GT3	27	1:02:06.625				
				13		28:24.177	45.73	2:09.726	23	151.26	
				14		33:42.448	54.27	2:09.063	7	152.04	
9	99	GT3S	4	Craft-Bamboo Racing (HKG)	Mercedes-AMG GT3	27	1:02:07.367				
				13		28:23.625	45.71	2:10.029	20	150.91	
				14		33:43.742	54.29	2:09.346	7	151.71	
10	61	GT3PA	6	ABSSA Motorsport (JPN)	McLaren 720S GT3	27	1:02:07.625				
				14		30:26.095	48.99	2:09.213	19	151.87	
				13		31:41.530	51.01	2:09.538	3	151.48	
11	17	GT3PA	7	Anstone Racing (CHN)	Mercedes-AMG GT3	27	1:02:15.488				
				12		26:14.741	42.16	2:10.195	25	150.72	
				15		36:00.747	57.84	2:09.418	8	151.62	
12	5	GT3AM	1	Phantom Pro Racing (CHN)	Mercedes-AMG GT3	27	1:02:21.194				
				14		30:37.895	49.13	2:09.896	18	151.07	
				13		31:43.299	50.87	2:09.789	8	151.19	
13	12	GT3S	5	Audi Sport Asia Team Absolute Racing	Audi R8 LMS GT3 2019	27	1:02:21.410				
				16		34:25.116	55.20	2:08.329	25	152.91	
				11		27:18.285	43.79	2:09.020	5	152.09	
14	13	GT3PA	8	Audi Sport Asia Team Absolute Racing	Audi R8 LMS GT3 2019	27	1:02:29.952				
				12		26:38.323	42.62	2:09.475	24	151.56	
				15		35:51.629	57.38	2:08.316	8	152.93	
15	51	GT3AM	2	AMAC Motorsport (AUS)	Lamborghini Huracan GT3 EVO	27	1:03:04.190				
				12		26:59.908	42.81	2:13.646	25	146.83	
				15		36:04.282	57.19	2:09.812	10	151.16	
16	888	GT3PA	9	Triple Eight Race Engineering Australia	Mercedes-AMG GT3	27	1:03:09.849				
				11		24:16.928	38.44	2:11.720	21	148.97	
				16		37:44.983	59.76	2:07.766	2	153.59	
17	66	GT3AM	3	Team iRace.Win (TPE)	Mercedes-AMG GT3	27	1:03:40.546				
				13		29:37.996	46.54	2:15.602	25	144.71	
				14		34:02.550	53.46	2:09.604	7	151.41	
18	55	GT3PA	10	Craft-Bamboo Racing (HKG)	Mercedes-AMG GT3	26	1:01:51.245				
				11		26:09.210	42.28	2:18.523	17	141.66	
				15		35:42.035	57.72	2:08.377	2	152.85	
19	7	GT3AM	4	Zun Motorsport Crew (CHN)	Mercedes-AMG GT3	26	1:02:59.869				
				13		30:02.240	47.68	2:15.385	19	144.94	
				13		32:57.629	52.32	2:11.254	7	149.50	

Shanghai

Circuit Length = 5.451 km

Start: 11:58 Flag 13:00 End: 13:07

Weather / Track : Bright / Dry

Blancpain GT World Challenge Asia

RACE 2 - DRIVER STATISTICS

POS	NO	CL	PIC	TEAM / DRIVERS	CAR	LAPS	RACE TIME	%	BEST	ON	KPH
20	82	GT4AM	1	BMW Team Studie (JPN) Sunako JUKUCHOU (JPN)	BMW M4 GT4	25	1:01:57.396				
						25	1:00:09.042	97.09	2:20.127	2	140.04
21	111	GT4AM	2	Team iRace.Win (TPE) Setiawan SANTOSO (IDN) Ringo CHONG (SGP)	Mercedes-AMG GT4	25	1:02:02.566				
						11	26:12.980	42.26	2:21.648	19	138.53
						14	35:49.586	57.74	2:19.958	9	140.21
22	199	GT4AM	3	Team iRace.Win (TPE) Keo CHANG (TPE) Joe CHI (TPE)	Mercedes-AMG GT4	25	1:02:16.425				
						14	33:24.726	53.65	2:21.883	18	138.30
						11	28:51.699	46.35	2:20.895	6	139.27
23	81	GT4AM	4	BMW Team Studie (JPN) Takayuki KINOSHITA (JPN)	BMW M4 GT4	25	1:02:31.120				
						25	1:00:48.520	97.26	2:21.396	6	138.78
24	11	GT4AM	5	GTO Racing with TTR (JPN) Brian LEE (TPE) Tony FONG (HKG)	Mercedes-AMG GT4	24	59:43.945				
						13	30:50.581	51.64	2:21.542	23	138.64
						11	28:53.364	48.36	2:22.211	6	137.98
25	911	GT3S	6	Absolute Racing (CHN) Tanart SATHIENTHIRAKUL (THA) Philip HAMPRECHT (DEU)	Porsche 911 GT3 R	20	48:00.386				
						8	17:53.049	37.25	2:08.953	15	152.17
						12	30:04.550	62.65	2:08.637	8	152.55
26	27	GT3S	7	HubAuto Corsa (TPE) Yuya SAKAMOTO (JPN) Marcos GOMES (BRA)	Ferrari 488 GT3	19	1:03:18.514				
						8	17:12.504	27.18	2:08.090	18	153.20
						11	46:06.010	72.82	2:08.783	9	152.37
27	4	GT3S	8	Zun Motorsport Crew (CHN) Adderly FONG (HKG) Josh BURDON (AUS)	Mercedes-AMG GT3	4	9:59.989				
						0	0.000	0.00		0	
						4	9:57.498	99.58	2:10.924	2	149.88
28	77	GT4AM	6	Craft-Bamboo Racing (HKG) Jean-Marc MERLIN (FRA) Douglas KHOO (MYS)	Mercedes-AMG GT4	1	2:37.910				
						0	0.000	0.00		0	
						1	2:37.910	100.00	2:37.910	1	124.27

Weather / Track : Bright / Dry

Shanghai
Circuit Length = 5.451 km
Start: 11:58 Flag 13:00 End: 13:07

Blancpain GT World Challenge Asia

RACE 2 - LAP CHART

LAP 1 @ 12:00:34.595			LAP 2 @ 12:02:41.129			LAP 3 @ 12:04:53.371			LAP 4 @ 12:08:00.015			LAP 5 @ 12:10:55.195		
NO	BEHIND	LAP TIME	NO	BEHIND	LAP TIME	NO	BEHIND	LAP TIME	NO	BEHIND	LAP TIME	NO	BEHIND	LAP TIME
910		2:12.081	910		2:06.534	910		2:12.242	910		3:06.644	910		2:55.180
666	0.835	2:12.916	666	1.326	2:07.025	666	0.672	2:11.588	666	1.086	3:07.058	SC1	4 Laps	2:55.943 P
88	2.198	2:14.279	88	3.091	2:07.427	88	1.687	2:10.838	88	1.783	3:06.740	666	0.449	2:54.543
888	2.809	2:14.890	888	4.041	2:07.766	888	2.731	2:10.932	888	2.547	3:06.460	88	0.969	2:54.366
912	3.325	2:15.406	912	4.730	2:07.939	912	4.455	2:11.967	912	4.741	3:06.930	888	1.613	2:54.246
918	4.378	2:16.459	918	5.350	2:07.506	918	4.797	2:11.689	918	5.338	3:07.185	912	2.423	2:52.862
911	5.451	2:17.532	911	7.575	2:08.658	911	6.138	2:10.805	911	6.076	3:06.582	918	2.658	2:52.500
75	5.857	2:17.938	55	7.941	2:08.377	55	7.100	2:11.401	55	6.985	3:06.529	911	3.545	2:52.649
55	6.098	2:18.179	97	9.497	2:09.220	97	8.745	2:11.490	97	8.489	3:06.388	55	4.326	2:52.521
97	6.811	2:18.892	27	10.073	2:09.488	27	10.029	2:12.198	27	9.315	3:05.930	97	4.789	2:51.480
27	7.119	2:19.200	75	10.407	2:11.084	75	11.011	2:12.846	75	10.203	3:05.836	27	5.178	2:51.043
99	10.081	2:22.162	99	13.400	2:09.853	99	13.335	2:12.177	99	11.532	3:04.841	75	5.602	2:50.579
12	10.390	2:22.471	17	14.937	2:09.828	17	14.144	2:11.449	17	12.526	3:05.026	99	6.300	2:49.948
999	11.396	2:23.477	999	15.570	2:10.708	999	14.596	2:11.268	999	13.552	3:05.600	17	6.829	2:49.483
17	11.643	2:23.724	51	15.750	2:10.279	51	15.537	2:12.029	51	14.285	3:05.392	999	7.369	2:48.997
51	12.005	2:24.086	5	16.338	2:09.998	13	17.314	2:10.555	13	14.919	3:04.249	51	7.940	2:48.835
5	12.874	2:24.955	7	18.320	2:11.361	7	18.503	2:12.425	7	15.617	3:03.758	13	8.355	2:48.616
7	13.493	2:25.574	13	19.001	2:08.671	5	19.373	2:15.277	5	16.318	3:03.589	7	9.572	2:49.135
13	16.864	2:28.945	61	33.410	2:11.302	61	30.706	2:09.538	61	17.274	2:53.212	5	9.822	2:48.684
81	19.990	2:32.071	82	34.578	2:20.127	82	49.213	2:26.877	82	17.839	2:35.270	61	10.238	2:48.144
199	20.765	2:32.846	81	35.051	2:21.595	81	50.744	2:27.935	81	18.608	2:34.508	82	12.951	2:50.292
82	20.985	2:33.066	199	36.913	2:22.682	66	51.208	2:23.607	66	19.041	2:34.477	81	14.527	2:51.099
11	22.969	2:35.050	111	38.783	2:22.121	199	51.827	2:27.156	199	19.575	2:34.392	66	14.705	2:50.844
111	23.196	2:35.277	11	39.280	2:22.845	111	52.669	2:26.128	111	20.558	2:34.533	199	15.522	2:51.127
77	25.829	2:37.910	66	39.843	2:10.650	11	53.667	2:26.629	11	20.968	2:33.945	111	15.889	2:50.511
61	28.642	2:40.723	4	51.983	2:10.924	4	54.664	2:14.923	4	22.488	2:34.468 P	11	17.178	2:51.390
66	35.727	2:47.808	12	1:29.260	3:25.404 P	12	2:09.279	2:52.261	12	1:12.596	2:09.961	12	26.436	2:09.020
4	47.593	2:59.674												

Weather / Track : Bright / Dry

Shanghai

Circuit Length = 5.451 km

Start: 11:58 Flag 13:00 End: 13:07

Blancpain GT World Challenge Asia

RACE 2 - LAP CHART

LAP 6 @ 12:13:02.452			LAP 7 @ 12:15:10.012			LAP 8 @ 12:17:17.574			LAP 9 @ 12:19:25.142			LAP 10 @ 12:21:32.651		
NO	BEHIND	LAP TIME	NO	BEHIND	LAP TIME	NO	BEHIND	LAP TIME	NO	BEHIND	LAP TIME	NO	BEHIND	LAP TIME
910		2:07.257	910		2:07.560	910		2:07.562	910		2:07.568	910		2:07.509
666	1.249	2:08.057	666	1.786	2:08.097	666	2.687	2:08.463	666	3.398	2:08.279	666	4.336	2:08.447
88	1.723	2:08.011	88	2.341	2:08.178	88	3.097	2:08.318	88	3.735	2:08.206	88	4.651	2:08.425
888	2.443	2:08.087	888	2.950	2:08.067	888	3.734	2:08.346	888	4.395	2:08.229	888	5.230	2:08.344
918	3.876	2:08.475	918	4.358	2:08.042	918	4.821	2:08.025	918	5.234	2:07.981	918	6.153	2:08.428
912	4.610	2:09.444	912	6.010	2:08.960	912	6.954	2:08.506	912	8.520	2:09.134	912	9.629	2:08.618
911	5.315	2:09.027	911	6.754	2:08.999	911	7.829	2:08.637	911	9.066	2:08.805	911	10.772	2:09.215
55	5.909	2:08.840	55	7.174	2:08.825	55	8.568	2:08.956	55	9.640	2:08.640	55	11.358	2:09.227
97	6.752	2:09.220	97	8.216	2:09.024	97	9.508	2:08.854	97	10.985	2:09.045	97	12.592	2:09.116
27	7.223	2:09.302	27	8.614	2:08.951	27	10.169	2:09.117	27	11.384	2:08.783	27	13.124	2:09.249
75	8.287	2:09.942	75	9.790	2:09.063	75	11.368	2:09.140	75	13.521	2:09.721	75	15.578	2:09.566
99	8.766	2:09.723	99	10.552	2:09.346	99	12.578	2:09.588	99	14.415	2:09.405	99	16.636	2:09.730
17	9.220	2:09.648	17	11.369	2:09.709	17	13.225	2:09.418	17	15.384	2:09.727	13	17.742	2:09.375
999	10.613	2:10.501	13	13.314	2:10.031	13	14.068	2:08.316	13	15.876	2:09.376	17	18.940	2:11.065
13	10.843	2:09.745	999	13.682	2:10.629	51	17.261	2:10.889	51	21.052	2:11.359	51	23.355	2:09.812
51	11.120	2:10.437	51	13.934	2:10.374	999	17.461	2:11.341	999	21.555	2:11.662	999	24.654	2:10.608
5	13.121	2:10.556	5	15.665	2:10.104	5	17.892	2:09.789	61	22.135	2:11.265	61	25.115	2:10.489
61	13.481	2:10.500	61	16.009	2:10.088	61	18.438	2:09.991	5	22.525	2:12.201	5	25.884	2:10.868
7	15.010	2:12.695	7	18.704	2:11.254	7	23.223	2:12.081	66	28.947	2:12.602	66	31.930	2:10.492
66	19.789	2:12.341	66	21.833	2:09.604	66	23.913	2:09.642	12	43.523	2:10.347	12	46.487	2:10.473
82	26.725	2:21.031	12	37.533	2:15.334	12	40.744	2:10.773	7	1:02.117	2:46.462	7	1:07.767	2:13.159
81	28.666	2:21.396	82	40.293	2:21.128	82	54.083	2:21.352	82	1:07.953	2:21.438	82	1:22.880	2:22.436
199	29.160	2:20.895	81	42.814	2:21.708	111	57.036	2:20.872	111	1:09.426	2:19.958	111	1:23.035	2:21.118
12	29.759	2:10.580	111	43.726	2:21.191	81	57.743	2:22.491	81	1:11.800	2:21.625	81	1:26.172	2:21.881
111	30.095	2:21.463	11	46.793	2:22.221	11	1:03.671	2:24.440	11	1:19.126	2:23.023	11	1:34.931	2:23.314
11	32.132	2:22.211	199	1:00.214	2:38.614	199	1:14.152	2:21.500	199	1:28.183	2:21.599	199	1:42.620	2:21.946

Weather / Track : Bright / Dry

Shanghai

Circuit Length = 5.451 km

Start: 11:58 Flag 13:00 End: 13:07

Blancpain GT World Challenge Asia

RACE 2 - LAP CHART

LAP 11 @ 12:23:40.940			LAP 12 @ 12:25:49.402			LAP 13 @ 12:27:57.697			LAP 14 @ 12:30:06.057			LAP 15 @ 12:32:20.296		
NO	BEHIND	LAP TIME	NO	BEHIND	LAP TIME	NO	BEHIND	LAP TIME	NO	BEHIND	LAP TIME	NO	BEHIND	LAP TIME
910		2:08.289	910		2:08.462	910		2:08.295	910		2:08.360	910		2:14.239 P
666	4.875	2:08.828	666	5.106	2:08.693	666	5.698	2:08.887	82	1 Lap	2:29.429 P	888	3.244	2:09.284
88	5.393	2:09.031	88	5.747	2:08.816	88	6.294	2:08.842	666	6.350	2:09.012	111	1 Lap	2:29.767 P
888	5.830	2:08.889	888	6.254	2:08.886	888	7.248	2:09.289	88	6.902	2:08.968	666	8.460	2:16.349 P
918	6.626	2:08.762	918	7.006	2:08.842	918	7.766	2:09.055	888	8.199	2:09.311	88	8.857	2:16.194 P
912	10.469	2:09.129	912	11.785	2:09.778	912	13.036	2:09.546	918	8.976	2:09.570	918	10.005	2:15.268 P
911	12.217	2:09.734	55	13.946	2:09.814	55	14.948	2:09.297	55	15.644	2:09.056	55	16.589	2:15.184 P
55	12.594	2:09.525	97	15.371	2:09.405	97	16.560	2:09.484	912	19.990	2:15.314 P	12	1 Lap	2:09.027
97	14.428	2:10.125	911	18.741	2:14.986 P	75	21.357	2:10.262	13	23.627	2:10.309	13	24.856	2:15.468 P
75	17.214	2:09.925	75	19.390	2:10.638	13	21.678	2:09.766	97	24.167	2:15.967 P	911	1 Lap	2:09.940
99	18.479	2:10.132	13	20.207	2:09.998	99	23.738	2:10.592	17	26.967	2:11.159	17	31.420	2:18.692 P
13	18.671	2:09.218	99	21.441	2:11.424	17	24.168	2:10.393	12	1 Lap	2:08.946	51	35.555	2:18.026 P
17	20.537	2:09.886	17	22.070	2:09.995	12	1 Lap	3:50.215	75	29.197	2:16.200 P	7	1 Lap	3:46.375
27	20.568	2:15.733 P	51	27.303	2:10.759	51	29.709	2:10.701	911	1 Lap	4:27.328	912	1:44.464	3:38.713
51	25.006	2:09.940	61	29.212	2:10.065	61	37.542	2:16.625 P	51	31.768	2:10.419	97	1:46.698	3:36.770
61	27.609	2:10.783	5	30.045	2:10.245	66	37.682	2:10.219	99	31.946	2:16.568 P	75	1:55.709	3:40.751
5	28.262	2:10.667	66	35.758	2:09.980	5	38.448	2:16.698 P	66	46.399	2:17.077 P	82	1 Lap	4:07.371
66	34.240	2:10.599	7	1:41.240	2:37.898	199	1 Lap	3:51.222	81	1 Lap	3:59.147	99	1:56.920	3:39.213
999	34.442	2:18.077 P	111	1:48.500	2:21.294	11	1 Lap	3:57.745	11	1 Lap	2:22.022	81	1 Lap	2:25.436
12	54.650	2:16.452 P	82	1:50.284	2:21.714	7	1:52.918	2:19.973 P	199	1 Lap	2:23.440	11	1 Lap	2:21.895
7	1:11.804	2:12.326	999	2:02.780	3:36.800	111	2:00.804	2:20.599	999	2:04.930	2:09.459	999	1:59.856	2:09.165
111	1:35.668	2:20.922	81	2:03.449	2:31.332 P	999	2:03.831	2:09.346	61	2:07.978	3:38.796	199	1 Lap	2:23.768
82	1:37.032	2:22.441							5	2:08.900	3:38.812	61	2:03.553	2:09.814
81	1:40.579	2:22.696										5	2:07.636	2:12.975
11	1:57.298	2:30.656 P										66	2:16.909	3:44.749
199	2:02.966	2:28.635 P												

Weather / Track : Bright / Dry

Shanghai

Circuit Length = 5.451 km

Start: 11:58 Flag 13:00 End: 13:07

Blancpain GT World Challenge Asia

RACE 2 - LAP CHART

LAP 16 @ 12:34:39.567			LAP 17 @ 12:38:15.550			LAP 18 @ 12:40:28.919			LAP 19 @ 12:42:41.430			LAP 20 @ 12:44:53.299		
NO	BEHIND	LAP TIME	NO	BEHIND	LAP TIME	NO	BEHIND	LAP TIME	NO	BEHIND	LAP TIME	NO	BEHIND	LAP TIME
888		2:16.027 P	910		2:14.175	910		2:13.369	910		2:12.511	912		2:10.568
12	1 Lap	2:08.391	888	2.453	3:38.436	888	1.148	2:12.064	912	1.301	2:11.061	88	0.943	2:10.878
911	1 Lap	2:08.953	88	2.778	2:12.009	88	1.785	2:12.376	88	1.934	2:12.660	666	1.444	2:10.317
7	1 Lap	2:18.230	666	3.204	2:11.966	918	2.302	2:12.057	666	2.996	2:12.959	918	1.895	2:10.456
910	1:21.808	3:41.079	918	3.614	2:11.968	666	2.548	2:12.713	918	3.308	2:13.517	97	2.647	2:10.902
88	1:26.752	3:37.166	912	6.743	2:08.579	912	2.751	2:09.377	97	3.614	2:09.994	910	4.035	2:15.904
666	1:27.221	3:38.032	97	10.031	2:09.092	97	6.131	2:09.469	7	1 Lap	2:21.367	7	1 Lap	2:15.385
918	1:27.629	3:36.895	13	18.840	2:11.563	13	15.909	2:10.438	888	7.756	2:19.119 P	13	11.818	2:10.208
912	1:34.147	2:08.954	55	22.466	2:18.523	75	20.923	2:10.490	13	13.479	2:10.081	999	17.932	2:10.066
97	1:36.922	2:09.495	75	23.802	2:10.604	999	22.317	2:10.365	75	18.870	2:10.458	75	18.659	2:11.658
55	1:39.926	3:42.608	999	25.321	2:10.134	99	23.295	2:10.543	999	19.735	2:09.929	99	19.321	2:10.029
13	1:43.260	3:37.675	99	26.121	2:10.517	61	28.124	2:10.797	99	21.161	2:10.377	61	22.732	2:09.775
75	1:49.181	2:12.743	61	30.696	2:09.548	55	33.642	2:24.545	61	24.826	2:09.213	17	30.107	2:10.246
999	1:51.170	2:10.585	17	35.467	2:11.913	17	33.847	2:11.749	17	31.730	2:10.394	5	31.867	2:10.416
99	1:51.587	2:13.938	5	37.689	2:12.503	5	34.216	2:09.896	5	33.320	2:11.615	888	33.965	2:38.078
111	1 Lap	4:04.873	111	1 Lap	2:23.001	51	45.228	2:15.299	55	44.168	2:23.037	12	49.289	2:11.829
61	1:57.131	2:12.849	51	43.298	2:16.305	111	1 Lap	2:22.577	51	47.188	2:14.471	51	51.977	2:16.658
82	1 Lap	2:22.445	82	1 Lap	2:21.655	12	52.668	2:11.668	12	49.329	2:09.172	55	56.060	2:23.761
17	1:59.537	3:47.388	81	1 Lap	2:22.830	82	1 Lap	2:21.263	911	52.441	2:10.748	111	1 Lap	2:21.648
81	1 Lap	2:22.579	11	1 Lap	2:21.749	911	54.204	2:10.269	111	1 Lap	2:23.194	66	1:11.200	2:18.764
5	2:01.169	2:12.804	199	1 Lap	2:22.119	81	1 Lap	2:21.858	82	1 Lap	2:21.451	82	1 Lap	2:22.025
51	2:02.976	3:46.692	66	53.801	2:16.222	11	1 Lap	2:21.720	66	1:04.305	2:18.529	81	1 Lap	2:22.966
11	1 Lap	2:23.677	12	54.369	2:08.829	66	58.287	2:17.855	81	1 Lap	2:23.212	11	1 Lap	2:22.270
199	1 Lap	2:23.973	911	57.304	2:09.468	199	1 Lap	2:24.292	11	1 Lap	2:22.136	199	1 Lap	2:22.360
66	2:13.562	2:15.924	7	2:11.083	2:15.982				199	1 Lap	2:21.883	911	1:29.601	2:49.029 P
12	2:21.523	2:08.921										27	8 Laps	22:38.442
911	2:23.819	2:09.022												
7	3:31.084	2:15.431												

Weather / Track : Bright / Dry

Shanghai

Circuit Length = 5.451 km

Start: 11:58 Flag 13:00 End: 13:07

Blancpain GT World Challenge Asia

RACE 2 - LAP CHART

LAP 21 @ 12:47:02.317			LAP 22 @ 12:49:11.903			LAP 23 @ 12:51:21.190			LAP 24 @ 12:53:31.036			LAP 25 @ 12:55:42.134		
NO	BEHIND	LAP TIME	NO	BEHIND	LAP TIME	NO	BEHIND	LAP TIME	NO	BEHIND	LAP TIME	NO	BEHIND	LAP TIME
912		2:09.018	912		2:09.586	912		2:09.287	912		2:09.846	912		2:11.098
88	2.375	2:10.450	88	2.835	2:10.046	88	3.279	2:09.731	666	4.597	2:10.718	11	2 Laps	2:21.542
666	2.637	2:10.211	666	3.355	2:10.304	666	3.725	2:09.657	88	4.751	2:11.318	88	4.480	2:10.827
918	3.068	2:10.191	918	3.948	2:10.466	918	4.611	2:09.950	918	5.370	2:10.605	918	5.097	2:10.825
97	3.678	2:10.049	97	5.139	2:11.047	97	6.216	2:10.364	81	2 Laps	2:24.895	666	6.150	2:12.651
910	6.843	2:11.826	910	9.359	2:12.102	910	11.504	2:11.432	97	6.728	2:10.358	97	7.040	2:11.410
13	13.290	2:10.490	13	13.291	2:09.587	13	14.040	2:10.036	910	13.073	2:11.415	199	2 Laps	2:24.881
7	1 Lap	2:15.914	999	20.445	2:10.783	999	21.542	2:10.384	13	13.669	2:09.475	13	14.912	2:12.341
999	19.248	2:10.334	75	21.585	2:11.169	75	22.024	2:09.726	999	23.016	2:11.320	910	15.087	2:13.112
75	20.002	2:10.361	99	21.983	2:10.839	99	23.234	2:10.538	75	23.342	2:11.164	81	2 Laps	2:25.699
99	20.730	2:10.427	61	24.190	2:10.151	61	24.886	2:09.983	99	23.953	2:10.565	999	23.157	2:11.239
61	23.625	2:09.911	17	32.218	2:10.514	17	33.154	2:10.223	61	24.923	2:09.883	75	23.444	2:11.200
17	31.290	2:10.201	5	34.911	2:11.087	5	36.981	2:11.357	17	33.820	2:10.512	99	23.950	2:11.095
5	33.410	2:10.561	7	1 Lap	2:36.240	12	48.099	2:09.457	5	38.002	2:10.867	61	24.344	2:10.519
888	36.667	2:11.720	888	47.259	2:20.178 P	7	1 Lap	2:16.896	12	46.697	2:08.444	17	32.917	2:10.195
12	48.844	2:08.573	12	47.929	2:08.671	51	1:07.794	2:13.825	7	1 Lap	2:18.671	5	37.866	2:10.962
51	58.099	2:15.140	51	1:03.256	2:14.743	888	1:21.636	2:43.664	51	1:11.635	2:13.687	12	43.928	2:08.329
55	1:11.195	2:24.153	55	1:23.307	2:21.698	66	1:34.363	2:17.132	888	1:24.344	2:12.554	7	1 Lap	2:17.336
66	1:19.965	2:17.783	66	1:26.518	2:16.139	55	1:36.916	2:22.896	66	1:41.661	2:17.144	51	1:14.183	2:13.646
111	1 Lap	2:22.185	82	1 Lap	2:22.734	27	8 Laps	2:08.897	27	8 Laps	2:08.863	888	1:25.039	2:11.793
82	1 Lap	2:21.538	111	1 Lap	2:24.452	82	1 Lap	2:22.045	55	1:49.308	2:22.238	27	8 Laps	2:08.867
11	1 Lap	2:25.975	27	8 Laps	2:09.077	111	1 Lap	2:23.706	82	1 Lap	2:22.281	66	1:46.165	2:15.602
199	1 Lap	2:23.260	11	1 Lap	2:22.132	11	1 Lap	2:22.090	111	1 Lap	2:23.000	55	2:03.294	2:25.084
81	1 Lap	2:37.762	199	1 Lap	2:22.693	199	1 Lap	2:22.449						
27	8 Laps	2:09.029	81	1 Lap	2:23.227									

Weather / Track : Bright / Dry

Results can be found at www.tsl-timing.com

Page 5 of 6

Shanghai

Circuit Length = 5.451 km

Start: 11:58 Flag 13:00 End: 13:07

Printed - 13:14 Saturday, 28 September 2019

Blancpain GT World Challenge Asia

RACE 2 - LAP CHART

LAP 26 @ 12:57:53.949			LAP 27 @ 13:00:05.696		
NO	BEHIND	LAP TIME	NO	BEHIND	LAP TIME
912		2:11.815	912		2:11.747
82	2 Laps	2:22.201	88	3.142	2:11.665
88	3.224	2:10.559	918	3.842	2:11.986
918	3.603	2:10.321	666	4.283	2:11.555
666	4.475	2:10.140	97	6.030	2:11.421
97	6.356	2:11.131	55	1 Lap	2:28.331
111	2 Laps	2:24.629	82	2 Laps	2:23.786
11	2 Laps	2:23.268	910	17.076	2:13.100
13	13.681	2:10.584	111	2 Laps	2:23.547
910	15.723	2:12.451	999	22.711	2:11.366
199	2 Laps	2:23.524	75	23.443	2:11.691
999	23.092	2:11.750	99	24.185	2:11.699
75	23.499	2:11.870	61	24.443	2:11.455
99	24.233	2:12.098	17	32.306	2:12.383
61	24.735	2:12.206	199	2 Laps	2:25.169
17	31.670	2:10.568	5	38.012	2:12.590
81	2 Laps	2:26.014	12	38.228	2:08.904
5	37.169	2:11.118	13	46.770	2:44.836 P
12	41.071	2:08.958	81	2 Laps	2:25.158
7	1 Lap	2:18.222	7	1 Lap	2:15.719
51	1:16.920	2:14.552	51	1:21.008	2:15.835
888	1:25.418	2:12.194	888	1:26.667	2:12.996
27	8 Laps	2:08.090	27	8 Laps	2:08.255
66	1:51.577	2:17.227	66	1:57.364	2:17.534

Weather / Track : Bright / Dry

Results can be found at www.tsl-timing.com

Page 6 of 6

Shanghai
Circuit Length = 5.451 km
Start: 11:58 Flag 13:00 End: 13:07

Printed - 13:14 Saturday, 28 September 2019

Blancpain GT World Challenge Asia

RACE 2 - PIT STOP ANALYSIS

P1	912 GT3S	Absolute Racing	Porsche 911 GT3 R				
D1: Yuan BO	Total Stint: 13 Laps - 28:09.398 (45.62%)		Best Lap: 2:08.579 On Lap 17 @ 152.61 kph				
D2: Leo Ye HONGLI	Total Stint: 14 Laps - 33:33.784 (54.38%)		Best Lap: 2:07.939 On Lap 2 @ 153.38 kph				
STOP	IN TIME	DRIVER IN	STINT TIME	STOP TIME	TOTAL STOP TIME	OUT TIME	DRIVER OUT
1 -	12:30:23.592	Leo Ye HONGLI	32:01.078	1:32.706	1:32.706	12:31:56.298	Yuan BO
-	Finish	Yuan BO	28:09.398				
P2	88 GT3PA	Craft-Bamboo Racing	Mercedes-AMG GT3				
D1: Jeffrey LEE	Total Stint: 12 Laps - 26:11.544 (42.4%)		Best Lap: 2:09.731 On Lap 23 @ 151.26 kph				
D2: Alessio PICARIELLO	Total Stint: 15 Laps - 35:34.780 (57.6%)		Best Lap: 2:07.427 On Lap 2 @ 153.99 kph				
STOP	IN TIME	DRIVER IN	STINT TIME	STOP TIME	TOTAL STOP TIME	OUT TIME	DRIVER OUT
1 -	12:32:26.541	Alessio PICARIELLO	34:04.027	1:30.753	1:30.753	12:33:57.294	Jeffrey LEE
-	Finish	Jeffrey LEE	26:11.544				
P3	918 GT3PA	Panther/AAS Motorsport	Porsche 911 GT3 R				
D1: Vutthikorn INTHRAPHUVASAK	Total Stint: 12 Laps - 26:10.551 (42.37%)		Best Lap: 2:09.950 On Lap 23 @ 151.00 kph				
D2: Alexandre IMPERATORI	Total Stint: 15 Laps - 35:36.473 (57.63%)		Best Lap: 2:07.506 On Lap 2 @ 153.90 kph				
STOP	IN TIME	DRIVER IN	STINT TIME	STOP TIME	TOTAL STOP TIME	OUT TIME	DRIVER OUT
1 -	12:32:27.845	Alexandre IMPERATORI	34:05.331	1:31.142	1:31.142	12:33:58.987	Vutthikorn INTHRAPHUVASAK
-	Finish	Vutthikorn INTHRAPHU	26:10.551				
P4	666 GT3PA	Vincenzo Sospiri Racing	Lamborghini Huracan GT3 EVO				
D1: Alex AU	Total Stint: 12 Laps - 26:12.410 (42.41%)		Best Lap: 2:09.657 On Lap 23 @ 151.35 kph				
D2: Frederik SCHANDORFF	Total Stint: 15 Laps - 35:35.055 (57.59%)		Best Lap: 2:07.025 On Lap 2 @ 154.48 kph				
STOP	IN TIME	DRIVER IN	STINT TIME	STOP TIME	TOTAL STOP TIME	OUT TIME	DRIVER OUT
1 -	12:32:26.178	Frederik SCHANDORFF	34:03.664	1:31.391	1:31.391	12:33:57.569	Alex AU
-	Finish	Alex AU	26:12.410				
P5	97 GT3S	Solite Indigo Racing	Mercedes-AMG GT3				
D1: Roelof BRUINS	Total Stint: 13 Laps - 28:12.948 (45.64%)		Best Lap: 2:09.092 On Lap 17 @ 152.01 kph				
D2: Manuel METZGER	Total Stint: 14 Laps - 33:36.264 (54.36%)		Best Lap: 2:08.854 On Lap 8 @ 152.29 kph				
STOP	IN TIME	DRIVER IN	STINT TIME	STOP TIME	TOTAL STOP TIME	OUT TIME	DRIVER OUT
1 -	12:30:27.390	Manuel METZGER	32:04.876	1:31.388	1:31.388	12:31:58.778	Roelof BRUINS
-	Finish	Roelof BRUINS	28:12.948				
P6	910 GT3PA	JRM	Porsche 911 GT3 R				
D1: Chao LI	Total Stint: 12 Laps - 26:31.772 (42.79%)		Best Lap: 2:11.415 On Lap 24 @ 149.32 kph				
D2: Chris VAN DER DRIFT	Total Stint: 15 Laps - 35:28.486 (57.21%)		Best Lap: 2:06.534 On Lap 2 @ 155.08 kph				
STOP	IN TIME	DRIVER IN	STINT TIME	STOP TIME	TOTAL STOP TIME	OUT TIME	DRIVER OUT
1 -	12:32:17.836	Chris VAN DER DRIFT	33:55.322	1:33.164	1:33.164	12:33:51.000	Chao LI
-	Finish	Chao LI	26:31.772				
P7	999 GT3S	Audi Sport Asia Team TSRT	Audi R8 LMS GT3 2019				
D1: Weian CHEN	Total Stint: 16 Laps - 34:43.824 (55.93%)		Best Lap: 2:09.165 On Lap 15 @ 151.92 kph				
D2: Rahel FREY	Total Stint: 11 Laps - 27:22.069 (44.07%)		Best Lap: 2:10.501 On Lap 6 @ 150.37 kph				
STOP	IN TIME	DRIVER IN	STINT TIME	STOP TIME	TOTAL STOP TIME	OUT TIME	DRIVER OUT
1 -	12:24:12.645	Rahel FREY	25:50.131	1:31.938	1:31.938	12:25:44.583	Weian CHEN
-	Finish	Weian CHEN	34:43.824				
P8	75 GT3PA	T2 Motorsports	Ferrari 488 GT3				
D1: David TJIPTOBIANTORO	Total Stint: 13 Laps - 28:24.177 (45.73%)		Best Lap: 2:09.726 On Lap 23 @ 151.26 kph				
D2: Rio HARYANTO	Total Stint: 14 Laps - 33:42.448 (54.27%)		Best Lap: 2:09.063 On Lap 7 @ 152.04 kph				
STOP	IN TIME	DRIVER IN	STINT TIME	STOP TIME	TOTAL STOP TIME	OUT TIME	DRIVER OUT
1 -	12:30:32.822	Rio HARYANTO	32:10.308	1:32.140	1:32.140	12:32:04.962	David TJIPTOBIANTORO
-	Finish	David TJIPTOBIANTOR	28:24.177				
P9	99 GT3S	Craft-Bamboo Racing	Mercedes-AMG GT3				
D1: Christina NIELSEN	Total Stint: 13 Laps - 28:23.625 (45.71%)		Best Lap: 2:10.029 On Lap 20 @ 150.91 kph				
D2: Darryl O'YOUNG	Total Stint: 14 Laps - 33:43.742 (54.29%)		Best Lap: 2:09.346 On Lap 7 @ 151.71 kph				
STOP	IN TIME	DRIVER IN	STINT TIME	STOP TIME	TOTAL STOP TIME	OUT TIME	DRIVER OUT

Weather / Track : Bright / Dry

Shanghai
Circuit Length = 5.451 km
Start: 11:58 Flag 13:00 End: 13:07

Blancpain GT World Challenge Asia

RACE 2 - PIT STOP ANALYSIS

1 - 12:30:35.476 Darryl O'YOUNG 32:12.962 1:30.780 1:30.780 12:32:06.256 Christina NIELSEN
 - Finish Christina NIELSEN 28:23.625

P10 61 GT3PA		ABSSA Motorsport		McLaren 720S GT3			
D1: Piti BHIROMBHAKDI	Total Stint: 14 Laps - 30:26.095 (48.99%)			Best Lap: 2:09.213 On Lap 19 @ 151.87 kph			
D2: Keita SAWA	Total Stint: 13 Laps - 31:41.530 (51.01%)			Best Lap: 2:09.538 On Lap 3 @ 151.48 kph			
STOP	IN TIME	DRIVER IN	STINT TIME	STOP TIME	TOTAL STOP TIME	OUT TIME	DRIVER OUT
1 -	12:28:32.658	Keita SAWA	30:10.144	1:31.386	1:31.386	12:30:04.044	Piti BHIROMBHAKDI
-	Finish	Piti BHIROMBHAKDI	30:26.095				

P11 17 GT3PA		Anstone Racing		Mercedes-AMG GT3			
D1: Xu WEI	Total Stint: 12 Laps - 26:14.741 (42.16%)			Best Lap: 2:10.195 On Lap 25 @ 150.72 kph			
D2: Naoki YOKOMIZO	Total Stint: 15 Laps - 36:00.747 (57.84%)			Best Lap: 2:09.418 On Lap 8 @ 151.62 kph			
STOP	IN TIME	DRIVER IN	STINT TIME	STOP TIME	TOTAL STOP TIME	OUT TIME	DRIVER OUT
1 -	12:32:49.165	Naoki YOKOMIZO	34:26.651	1:34.096	1:34.096	12:34:23.261	Xu WEI
-	Finish	Xu WEI	26:14.741				

P12 5 GT3AM		Phantom Pro Racing		Mercedes-AMG GT3			
D1: Chris On CHIA	Total Stint: 14 Laps - 30:37.895 (49.13%)			Best Lap: 2:09.896 On Lap 18 @ 151.07 kph			
D2: Wei LU	Total Stint: 13 Laps - 31:43.299 (50.87%)			Best Lap: 2:09.789 On Lap 8 @ 151.19 kph			
STOP	IN TIME	DRIVER IN	STINT TIME	STOP TIME	TOTAL STOP TIME	OUT TIME	DRIVER OUT
1 -	12:28:33.707	Wei LU	30:11.193	1:32.106	1:32.106	12:30:05.813	Chris On CHIA
-	Finish	Chris On CHIA	30:37.895				

P13 12 GT3S		Audi Sport Asia Team Absolute Racing		Audi R8 LMS GT3 2019			
D1: Martin RUMP	Total Stint: 16 Laps - 34:25.116 (55.2%)			Best Lap: 2:08.329 On Lap 25 @ 152.91 kph			
D2: Weiron TAN	Total Stint: 11 Laps - 27:18.285 (43.79%)			Best Lap: 2:09.020 On Lap 5 @ 152.09 kph			
STOP	IN TIME	DRIVER IN	STINT TIME	STOP TIME	TOTAL STOP TIME	OUT TIME	DRIVER OUT
1 -	12:04:07.898	Weiron TAN	5:45.384	38.009	38.009	12:04:45.907	Weiron TAN
2 -	12:24:33.087	Weiron TAN	19:47.180	1:45.721	2:23.730	12:26:18.808	Martin RUMP
-	Finish	Martin RUMP	34:25.116				

P14 13 GT3PA		Audi Sport Asia Team Absolute Racing		Audi R8 LMS GT3 2019			
D1: Jingzu SUN	Total Stint: 12 Laps - 26:38.323 (42.62%)			Best Lap: 2:09.475 On Lap 24 @ 151.56 kph			
D2: Congfu CHENG	Total Stint: 15 Laps - 35:51.629 (57.38%)			Best Lap: 2:08.316 On Lap 8 @ 152.93 kph			
STOP	IN TIME	DRIVER IN	STINT TIME	STOP TIME	TOTAL STOP TIME	OUT TIME	DRIVER OUT
1 -	12:32:42.533	Congfu CHENG	34:20.019	1:31.610	1:31.610	12:34:14.143	Jingzu SUN
2 -	13:00:49.702	Jingzu SUN					

P15 51 GT3AM		AMAC Motorsport		Lamborghini Huracan GT3 EVO			
D1: Andrew MACPHERSON	Total Stint: 12 Laps - 26:59.908 (42.81%)			Best Lap: 2:13.646 On Lap 25 @ 146.83 kph			
D2: William Ben PORTER	Total Stint: 15 Laps - 36:04.282 (57.19%)			Best Lap: 2:09.812 On Lap 10 @ 151.16 kph			
STOP	IN TIME	DRIVER IN	STINT TIME	STOP TIME	TOTAL STOP TIME	OUT TIME	DRIVER OUT
1 -	12:32:53.186	William Ben PORTER	34:30.672	1:33.610	1:33.610	12:34:26.796	Andrew MACPHERSON
-	Finish	Andrew MACPHERSON	26:59.908				

P16 888 GT3PA		Triple Eight Race Engineering Australia		Mercedes-AMG GT3			
D1: HH Prince Abdul Rahman IBRAHIM	Total Stint: 11 Laps - 24:16.928 (38.44%)			Best Lap: 2:11.720 On Lap 21 @ 148.97 kph			
D2: Shane VAN GISBERGEN	Total Stint: 16 Laps - 37:44.983 (59.76%)			Best Lap: 2:07.766 On Lap 2 @ 153.59 kph			
STOP	IN TIME	DRIVER IN	STINT TIME	STOP TIME	TOTAL STOP TIME	OUT TIME	DRIVER OUT
1 -	12:34:36.881	Shane VAN GISBERGEN	36:14.367	1:30.616	1:30.616	12:36:07.497	HH Prince Abdul Rahman IBRAHIM
2 -	12:42:46.704	HH Prince Abdul Rahman	6:39.207	31.674	2:02.290	12:43:18.378	HH Prince Abdul Rahman IBRAHIM
3 -	12:49:56.623	HH Prince Abdul Rahman	6:38.245	36.264	2:38.554	12:50:32.887	HH Prince Abdul Rahman IBRAHIM
-	Finish	HH Prince Abdul Rahman	10:59.476				

P17 66 GT3AM		Team iRace.Win		Mercedes-AMG GT3			
D1: Nan LIN	Total Stint: 13 Laps - 29:37.996 (46.54%)			Best Lap: 2:15.602 On Lap 25 @ 144.71 kph			
D2: Heng MIN	Total Stint: 14 Laps - 34:02.550 (53.46%)			Best Lap: 2:09.604 On Lap 7 @ 151.41 kph			
STOP	IN TIME	DRIVER IN	STINT TIME	STOP TIME	TOTAL STOP TIME	OUT TIME	DRIVER OUT
1 -	12:30:49.961	Heng MIN	32:27.447	1:35.103	1:35.103	12:32:25.064	Nan LIN
-	Finish	Nan LIN	29:37.996				

Weather / Track : Bright / Dry

Shanghai
 Circuit Length = 5.451 km
 Start: 11:58 Flag 13:00 End: 13:07

Blancpain GT World Challenge Asia

RACE 2 - PIT STOP ANALYSIS

P18	55	GT3PA	Craft-Bamboo Racing					Mercedes-AMG GT3
D1: Daniel AU			Total Stint: 11 Laps - 26:09.210 (42.28%)					Best Lap: 2:18.523 On Lap 17 @ 141.66 kph
D2: Melvin MOH			Total Stint: 15 Laps - 35:42.035 (57.72%)					Best Lap: 2:08.377 On Lap 2 @ 152.85 kph
STOP	IN TIME	DRIVER IN	STINT TIME	STOP TIME	TOTAL STOP TIME	OUT TIME	DRIVER OUT	
1 -	12:32:34.364	Melvin MOH	34:11.850	1:30.185	1:30.185	12:34:04.549	Daniel AU	
-	Finish	Daniel AU	26:09.210					
P19	7	GT3AM	Zun Motorsport Crew					Mercedes-AMG GT3
D1: Yi Ming LIN			Total Stint: 13 Laps - 30:02.240 (47.68%)					Best Lap: 2:15.385 On Lap 19 @ 144.94 kph
D2: Ka Chun MA			Total Stint: 13 Laps - 32:57.629 (52.32%)					Best Lap: 2:11.254 On Lap 7 @ 149.50 kph
STOP	IN TIME	DRIVER IN	STINT TIME	STOP TIME	TOTAL STOP TIME	OUT TIME	DRIVER OUT	
1 -	12:29:48.125	Ka Chun MA	31:25.611	1:32.018	1:32.018	12:31:20.143	Yi Ming LIN	
-	Finish	Yi Ming LIN	30:02.240					
P20	82	GT4AM	BMW Team Studie					BMW M4 GT4
D2: Sunako JUKUCHOU			Total Stint: 25 Laps - 1:00:09.042 (97.09%)					Best Lap: 2:20.127 On Lap 2 @ 140.04 kph
STOP	IN TIME	DRIVER IN	STINT TIME	STOP TIME	TOTAL STOP TIME	OUT TIME	DRIVER OUT	
1 -	12:30:06.663	Sunako JUKUCHOU	31:44.149	1:48.354	1:48.354	12:31:55.017	Sunako JUKUCHOU	
-	Finish	Sunako JUKUCHOU	28:24.893					
P21	111	GT4AM	Team iRace.Win					Mercedes-AMG GT4
D1: Setiawan SANTOSO			Total Stint: 11 Laps - 26:12.980 (42.26%)					Best Lap: 2:21.648 On Lap 19 @ 138.53 kph
D2: Ringo CHONG			Total Stint: 14 Laps - 35:49.586 (57.74%)					Best Lap: 2:19.958 On Lap 9 @ 140.21 kph
STOP	IN TIME	DRIVER IN	STINT TIME	STOP TIME	TOTAL STOP TIME	OUT TIME	DRIVER OUT	
1 -	12:32:25.356	Ringo CHONG	34:02.842	1:46.744	1:46.744	12:34:12.100	Setiawan SANTOSO	
-	Finish	Setiawan SANTOSO	26:12.980					
P22	199	GT4AM	Team iRace.Win					Mercedes-AMG GT4
D1: Keo CHANG			Total Stint: 14 Laps - 33:24.726 (53.65%)					Best Lap: 2:21.883 On Lap 18 @ 138.30 kph
D2: Joe CHI			Total Stint: 11 Laps - 28:51.699 (46.35%)					Best Lap: 2:20.895 On Lap 6 @ 139.27 kph
STOP	IN TIME	DRIVER IN	STINT TIME	STOP TIME	TOTAL STOP TIME	OUT TIME	DRIVER OUT	
1 -	12:25:41.430	Joe CHI	27:18.916	1:32.783	1:32.783	12:27:14.213	Keo CHANG	
-	Finish	Keo CHANG	33:24.726					
P23	81	GT4AM	BMW Team Studie					BMW M4 GT4
D2: Takayuki KINOSHITA			Total Stint: 25 Laps - 1:00:48.520 (97.26%)					Best Lap: 2:21.396 On Lap 6 @ 138.78 kph
STOP	IN TIME	DRIVER IN	STINT TIME	STOP TIME	TOTAL STOP TIME	OUT TIME	DRIVER OUT	
1 -	12:27:49.573	Takayuki KINOSHITA	29:27.059	1:42.600	1:42.600	12:29:32.173	Takayuki KINOSHITA	
-	Finish	Takayuki KINOSHITA	31:21.461					
P24	11	GT4AM	GTO Racing with TTR					Mercedes-AMG GT4
D1: Brian LEE			Total Stint: 13 Laps - 30:50.581 (51.64%)					Best Lap: 2:21.542 On Lap 23 @ 138.64 kph
D2: Tony FONG			Total Stint: 11 Laps - 28:53.364 (48.36%)					Best Lap: 2:22.211 On Lap 6 @ 137.98 kph
STOP	IN TIME	DRIVER IN	STINT TIME	STOP TIME	TOTAL STOP TIME	OUT TIME	DRIVER OUT	
1 -	12:25:35.816	Tony FONG	27:13.302	1:40.062	1:40.062	12:27:15.878	Brian LEE	
-	Finish	Brian LEE	30:50.581					
P25	911	GT3S	Absolute Racing					Porsche 911 GT3 R
D1: Tanart SATHIENTHIRAKUL			Total Stint: 8 Laps - 17:53.049 (37.25%)					Best Lap: 2:08.953 On Lap 15 @ 152.17 kph
D2: Philip HAMPRECHT			Total Stint: 12 Laps - 30:04.550 (62.65%)					Best Lap: 2:08.637 On Lap 8 @ 152.55 kph
STOP	IN TIME	DRIVER IN	STINT TIME	STOP TIME	TOTAL STOP TIME	OUT TIME	DRIVER OUT	
1 -	12:26:05.682	Philip HAMPRECHT	27:43.168	2:21.382	2:21.382	12:28:27.064	Tanart SATHIENTHIRAKUL	
2 -	12:46:20.113	Tanart SATHIENTHIRAKUL						
P26	27	GT3S	HubAuto Corsa					Ferrari 488 GT3
D1: Yuya SAKAMOTO			Total Stint: 8 Laps - 17:12.504 (27.18%)					Best Lap: 2:08.090 On Lap 18 @ 153.20 kph
D2: Marcos GOMES			Total Stint: 11 Laps - 46:06.010 (72.82%)					Best Lap: 2:08.783 On Lap 9 @ 152.37 kph
STOP	IN TIME	DRIVER IN	STINT TIME	STOP TIME	TOTAL STOP TIME	OUT TIME	DRIVER OUT	

Weather / Track : Bright / Dry

Shanghai
Circuit Length = 5.451 km
Start: 11:58 Flag 13:00 End: 13:07

Blancpain GT World Challenge Asia

RACE 2 - PIT STOP ANALYSIS

1 - 12:23:58.986 Marcos GOMES 25:36.472 20:29.538 20:29.538 12:44:28.524 Yuya SAKAMOTO
- Finish Yuya SAKAMOTO 17:12.504

P27	4 GT3S	Zun Motorsport Crew	Mercedes-AMG GT3				
D1: Adderly FONG	Total Stint: 0 Laps		Best Lap: 2:10.924 On Lap 2 @ 149.88 kph				
D2: Josh BURDON	Total Stint: 4 Laps - 9:57.498 (99.58%)						
STOP	IN TIME	DRIVER IN	STINT TIME	STOP TIME	TOTAL STOP TIME	OUT TIME	DRIVER OUT
1 -	12:08:20.012	Josh BURDON					

Blancpain GT World Challenge Asia

RACE 2 - POSITION CHART

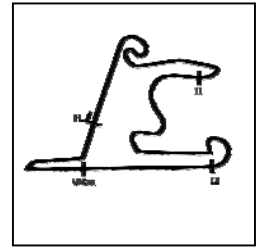
No	Name	Lap																												
		Pos	1	2	3	4	5	6	7	8	9	10	11	12	13	14	15	16	17	18	19	20	21	22	23	24	25	26	27	
910	JRM	1	910	910	910	910	910	910	910	910	910	910	910	910	910	910	910	910	910	910	910	910	910	910	910	910	910	910	910	910
666	Vincenzo Sospiri Racing	2	666	666	666	666	666	666	666	666	666	666	666	666	666	666	666	666	666	666	666	666	666	666	666	666	666	666	666	666
13	Audi Sport Asia Team A	3	88	88	88	88	88	88	88	88	88	88	88	88	88	88	88	88	88	88	88	88	88	88	88	88	88	88	88	88
88	Craft-Bamboo Racing	4	888	888	888	888	888	888	888	888	888	888	888	888	888	888	888	888	888	888	888	888	888	888	888	888	888	888	888	888
912	Absolute Racing	5	912	912	912	912	912	918	918	918	918	918	918	918	918	918	918	918	918	918	918	918	918	918	918	918	918	918	918	918
918	Panther/AAS Motorsport	6	918	918	918	918	918	912	912	912	912	912	912	912	912	912	912	912	912	912	912	912	912	912	912	912	912	912	912	912
911	Absolute Racing	7	911	911	911	911	911	911	911	911	911	911	911	911	911	911	911	911	911	911	911	911	911	911	911	911	911	911	911	911
888	Triple Eight Race Engineering	8	75	55	55	55	55	55	55	55	55	55	55	55	55	55	55	55	55	55	55	55	55	55	55	55	55	55	55	
55	Craft-Bamboo Racing	9	55	97	97	97	97	97	97	97	97	97	97	97	97	97	97	97	97	97	97	97	97	97	97	97	97	97	97	97
27	HubAuto Corsa	10	97	27	27	27	27	27	27	27	27	27	27	27	27	27	27	27	27	27	27	27	27	27	27	27	27	27	27	
75	T2 Motorsports	11	27	75	75	75	75	75	75	75	75	75	75	75	75	75	75	75	75	75	75	75	75	75	75	75	75	75	75	75
17	Anstone Racing	12	99	99	99	99	99	99	99	99	99	99	99	99	99	99	99	99	99	99	99	99	99	99	99	99	99	99	99	99
97	Solite Indigo Racing	13	12	17	17	17	17	17	17	17	17	17	17	17	17	17	17	17	17	17	17	17	17	17	17	17	17	17	17	17
61	ABSSA Motorsport	14	999	999	999	999	999	999	999	13	13	13	13	17	27	51	61	66	999	17	17	17	5	888	888	888	888	888	888	888
99	Craft-Bamboo Racing	15	17	51	51	51	51	13	999	51	51	51	51	51	51	51	51	51	51	51	51	51	51	51	51	51	51	51	51	51
12	Audi Sport Asia Team A	16	51	5	13	13	13	51	51	999	999	999	999	61	5	5	61	5	51	51	51	51	51	51	51	51	51	51	51	51
4	Zun Motorsport Crew	17	5	7	7	7	7	5	5	5	5	61	61	5	66	7	5	66	66	66	66	12	12	55	55	55	66	66	66	66
999	Audi Sport Asia Team T	18	7	13	5	5	5	61	61	61	5	5	66	7	111	111	12	12	12	12	911	911	66	66	66	66	55	55	55	55
5	Phantom Pro Racing	19	13	61	61	61	61	7	7	7	66	66	999	111	999	12	911	911	911	911	66	66	911	7	7	7	7	7	7	7
66	Team iRace.Win	20	81	82	82	82	82	66	66	66	12	12	12	82	82	911	7	7	7	7	7	7	7	82	82	82	82	82	82	82
51	AMAC Motorsport	21	199	81	81	81	81	82	12	12	7	7	7	999	12	7	111	111	111	111	111	111	111	111	111	111	111	111	111	111
7	Zun Motorsport Crew	22	82	199	66	66	66	81	82	82	82	82	82	111	81	911	82	82	82	82	82	82	82	82	82	82	82	82	82	82
82	BMW Team Studie	23	11	111	199	199	199	199	81	111	111	111	111	82	12	81	81	81	81	81	81	81	81	81	81	81	81	81	81	81
111	Team iRace.Win	24	111	11	111	111	111	11	111	81	81	81	81	81	199	11	11	11	11	11	11	11	11	11	11	11	11	11	11	11
81	BMW Team Studie	25	77	66	11	11	11	111	11	11	11	11	11	11	11	199	199	199	199	199	199	199	199	199	199	199	199	199	199	199
199	Team iRace.Win	26	61	4	4	4	12	11	199	199	199	199	199	199	199	27	27	27	27	27	27	27	27	27	27	27	27	27	27	27
11	GTO Racing with TTR	27	66	12	12	12																								
77	Craft-Bamboo Racing	28	4																											

Weather / Track : Bright / Dry

Shanghai
 Circuit Length = 5.451 km
 Start: 11:58 Flag 13:00 End: 13:07

Blancpain GT World Challenge Asia

RACE 2 - SECTOR ANALYSIS



SECTOR 1 = FL to I1, SECTOR 2 = I1 to I2 SECTOR 3 = I2 to I3, SECTOR 4 = I3 to FL, DIFF = Difference To Personal Best Lap, P = Crossed Finish Line in Pit Lane, D = Time Disallowed

P1 912 GT3S Absolute Racing				Porsche 911 GT3 R				
IDEAL LAP TIME : 2:07.771		BEST LAP TIME : 2:07.939		DIFFERENCE : 0.168				
D1: Yuan BO		D2: Leo Ye HONGLI						
LAP	SECTOR 1	SECTOR 2	SECTOR 3	SPEED TRAP	LAP TIME	KPH	DIFF	TIME OF DAY
1 - D2		47.101	37.168	263.4	2:15.406	144.92	7.467	12:00:37.920
2 - D2	43.502	47.174	37.263	263.4	2:07.939 (1)	153.38		12:02:45.859
3 - D2	43.735	47.136	41.096	220.4	2:11.967	148.70	4.028	12:04:57.826
4 - D2	55.686	1:04.524	1:06.720	118.2	3:06.930	104.97	58.991	12:08:04.756
5 - D2	57.506	1:01.163	54.193	114.7	2:52.862	113.52	44.923	12:10:57.618
6 - D2	44.941	47.283	37.220	267.3	2:09.444	151.59	1.505	12:13:07.062
7 - D2	43.785	47.841	37.334	266.6	2:08.960	152.16	1.021	12:15:16.022
8 - D2	43.761	47.428	37.317	265.3	2:08.506 (2)	152.70	0.567	12:17:24.528
9 - D2	44.170	47.495	37.469	264.0	2:09.134	151.96	1.195	12:19:33.662
10 - D2	43.671	47.538	37.409	263.4	2:08.618	152.57	0.679	12:21:42.280
11 - D2	43.904	47.650	37.575	263.4	2:09.129	151.96	1.190	12:23:51.409
12 - D2	44.324	47.821	37.633	263.4	2:09.778	151.20	1.839	12:26:01.187
13 - D2	44.123	47.839	37.584	265.3	2:09.546	151.47	1.607	12:28:10.733
14 - D2	44.076	47.679	IN PIT	265.3	2:15.314 P	145.02	7.375	12:30:26.047
15 - D1	OUTLAP	47.906	37.939	262.1	3:38.713	89.72	1:30.774	12:34:04.760
16 - D1	44.101	47.319	37.534	262.1	2:08.954	152.17	1.015	12:36:13.714
17 - D1	43.748	47.421	37.410	265.3	2:08.579 (3)	152.61	0.640	12:38:22.293
18 - D1	43.956	47.604	37.817	268.6	2:09.377	151.67	1.438	12:40:31.670
19 - D1	44.433	48.808	37.820	266.6	2:11.061	149.72	3.122	12:42:42.731
20 - D1	44.015	48.882	37.671	266.0	2:10.568	150.29	2.629	12:44:53.299
21 - D1	43.875	47.532	37.611	262.7	2:09.018	152.09	1.079	12:47:02.317
22 - D1	44.258	47.748	37.580	262.7	2:09.586	151.43	1.647	12:49:11.903
23 - D1	44.312	47.609	37.366	265.3	2:09.287	151.78	1.348	12:51:21.190
24 - D1	44.088	48.058	37.700	264.0	2:09.846	151.12	1.907	12:53:31.036
25 - D1	44.363	48.846	37.889	267.9	2:11.098	149.68	3.159	12:55:42.134
26 - D1	44.506	49.259	38.050	264.0	2:11.815	148.87	3.876	12:57:53.949
27 - D1	44.761	49.040	37.946	264.0	2:11.747	148.94	3.808	13:00:05.696

Weather / Track : Bright / Dry

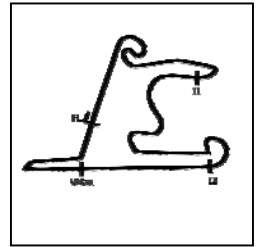
Shanghai

Circuit Length = 5.451 km

Start: 11:58 Flag 13:00 End: 13:07

Blancpain GT World Challenge Asia

RACE 2 - SECTOR ANALYSIS



SECTOR 1 = FL to I1, SECTOR 2 = I1 to I2 SECTOR 3 = I2 to I3, SECTOR 4 = I3 to FL, DIFF = Difference To Personal Best Lap, P = Crossed Finish Line in Pit Lane, D = Time Disallowed

P2 88 GT3PA Craft-Bamboo Racing		Mercedes-AMG GT3						
IDEAL LAP TIME : 2:07.149		BEST LAP TIME : 2:07.427		DIFFERENCE : 0.278				
D1: Jeffrey LEE		D2: Alessio PICARIELLO						
LAP	SECTOR 1	SECTOR 2	SECTOR 3	SPEED TRAP	LAP TIME	KPH	DIFF	TIME OF DAY
1 - D2		46.470	37.187	262.1	2:14.279	146.14	6.852	12:00:36.793
2 - D2	43.492	46.716	37.219	261.5	2:07.427 (1)	153.99		12:02:44.220
3 - D2	43.503	46.793	40.542	226.4	2:10.838	149.98	3.411	12:04:55.058
4 - D2	56.429	1:04.489	1:05.822	113.8	3:06.740	105.08	59.313	12:08:01.798
5 - D2	58.466	1:01.079	54.821	114.1	2:54.366	112.54	46.939	12:10:56.164
6 - D2	43.848	46.942	37.221	264.7	2:08.011 (2)	153.29	0.584	12:13:04.175
7 - D2	43.628	47.152	37.398	264.7	2:08.178 (3)	153.09	0.751	12:15:12.353
8 - D2	43.623	47.356	37.339	264.0	2:08.318	152.92	0.891	12:17:20.671
9 - D2	43.674	47.098	37.434	264.0	2:08.206	153.06	0.779	12:19:28.877
10 - D2	43.857	47.143	37.425	264.0	2:08.425	152.80	0.998	12:21:37.302
11 - D2	43.979	47.460	37.592	263.4	2:09.031	152.08	1.604	12:23:46.333
12 - D2	44.014	47.335	37.467	262.1	2:08.816	152.33	1.389	12:25:55.149
13 - D2	44.026	47.398	37.418	264.0	2:08.842	152.30	1.415	12:28:03.991
14 - D2	43.866	47.536	37.566	264.0	2:08.968	152.15	1.541	12:30:12.959
15 - D2	44.083	48.253	IN PIT	263.4	2:16.194 P	144.08	8.767	12:32:29.153
16 - D1	OUTLAP	48.271	38.054	258.3	3:37.166	90.36	1:29.739	12:36:06.319
17 - D1	44.882	49.051	38.076	262.1	2:12.009	148.65	4.582	12:38:18.328
18 - D1	45.271	48.883	38.222	263.4	2:12.376	148.24	4.949	12:40:30.704
19 - D1	44.765	49.625	38.270	263.4	2:12.660	147.92	5.233	12:42:43.364
20 - D1	44.625	48.649	37.604	262.1	2:10.878	149.93	3.451	12:44:54.242
21 - D1	44.506	48.029	37.915	260.8	2:10.450	150.43	3.023	12:47:04.692
22 - D1	44.804	47.541	37.701	260.8	2:10.046	150.89	2.619	12:49:14.738
23 - D1	44.501	47.580	37.650	262.7	2:09.731	151.26	2.304	12:51:24.469
24 - D1	44.661	47.790	38.867	263.4	2:11.318	149.43	3.891	12:53:35.787
25 - D1	45.027	47.937	37.863	263.4	2:10.827	149.99	3.400	12:55:46.614
26 - D1	44.617	48.136	37.806	262.1	2:10.559	150.30	3.132	12:57:57.173
27 - D1	45.485	48.419	37.761	260.8	2:11.665	149.04	4.238	13:00:08.838

Weather / Track : Bright / Dry

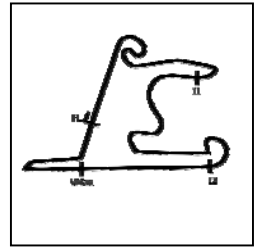
Shanghai

Circuit Length = 5.451 km

Start: 11:58 Flag 13:00 End: 13:07

Blancpain GT World Challenge Asia

RACE 2 - SECTOR ANALYSIS



SECTOR 1 = FL to I1, SECTOR 2 = I1 to I2 SECTOR 3 = I2 to I3, SECTOR 4 = I3 to FL, DIFF = Difference To Personal Best Lap, P = Crossed Finish Line in Pit Lane, D = Time Disallowed

P3 918 GT3PA Panther/AAS Motorsport				Porsche 911 GT3 R				
IDEAL LAP TIME : 2:07.461		BEST LAP TIME : 2:07.506		DIFFERENCE : 0.045				
D1: Vutthikorn INTHRAPHUVA		D2: Alexandre IMPERATORI						
LAP	SECTOR 1	SECTOR 2	SECTOR 3	SPEED TRAP	LAP TIME	KPH	DIFF	TIME OF DAY
1 - D2		47.511	37.420	263.4	2:16.459	143.80	8.953	12:00:38.973
2 - D2	43.381	46.844	37.281	262.1	2:07.506 (1)	153.90		12:02:46.479
3 - D2	43.465	47.236	40.988	216.4	2:11.689	149.01	4.183	12:04:58.168
4 - D2	55.879	1:04.550	1:06.756	121.8	3:07.185	104.83	59.679	12:08:05.353
5 - D2	57.355	1:01.108	54.037	112.1	2:52.500	113.76	44.994	12:10:57.853
6 - D2	44.098	47.070	37.307	264.7	2:08.475	152.74	0.969	12:13:06.328
7 - D2	43.447	47.235	37.360	265.3	2:08.042	153.25	0.536	12:15:14.370
8 - D2	43.670	47.079	37.276	264.7	2:08.025	153.27	0.519	12:17:22.395
9 - D2	43.604	47.141	37.236	265.3	2:07.981	153.33	0.475	12:19:30.376
10 - D2	43.704	47.353	37.371	265.3	2:08.428	152.79	0.922	12:21:38.804
11 - D2	43.591	47.453	37.718	266.0	2:08.762	152.40	1.256	12:23:47.566
12 - D2	43.807	47.562	37.473	263.4	2:08.842	152.30	1.336	12:25:56.408
13 - D2	44.062	47.553	37.440	267.3	2:09.055	152.05	1.549	12:28:05.463
14 - D2	44.201	47.575	37.794	264.0	2:09.570	151.45	2.064	12:30:15.033
15 - D2	44.086	47.648	IN PIT	267.3	2:15.268	P 145.07	7.762	12:32:30.301
16 - D1	OUTLAP	48.784	37.492	263.4	3:36.895	90.47	1:29.389	12:36:07.196
17 - D1	44.570	49.220	38.178	268.6	2:11.968	148.69	4.462	12:38:19.164
18 - D1	45.084	48.561	38.412	268.6	2:12.057	148.59	4.551	12:40:31.221
19 - D1	44.449	50.814	38.254	265.3	2:13.517	146.97	6.011	12:42:44.738
20 - D1	44.409	48.586	37.461	264.7	2:10.456	150.42	2.950	12:44:55.194
21 - D1	44.087	48.161	37.943	268.6	2:10.191	150.72	2.685	12:47:05.385
22 - D1	44.702	48.125	37.639	265.3	2:10.466	150.41	2.960	12:49:15.851
23 - D1	44.593	47.838	37.519	266.6	2:09.950	151.00	2.444	12:51:25.801
24 - D1	44.472	47.922	38.211	262.1	2:10.605	150.25	3.099	12:53:36.406
25 - D1	44.953	47.913	37.959	266.0	2:10.825	149.99	3.319	12:55:47.231
26 - D1	44.380	48.136	37.805	266.0	2:10.321	150.57	2.815	12:57:57.552
27 - D1	45.388	48.824	37.774	263.4	2:11.986	148.67	4.480	13:00:09.538

Weather / Track : Bright / Dry

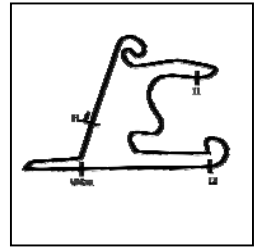
Shanghai

Circuit Length = 5.451 km

Start: 11:58 Flag 13:00 End: 13:07

Blancpain GT World Challenge Asia

RACE 2 - SECTOR ANALYSIS



SECTOR 1 = FL to I1, SECTOR 2 = I1 to I2 SECTOR 3 = I2 to I3, SECTOR 4 = I3 to FL, DIFF = Difference To Personal Best Lap, P = Crossed Finish Line in Pit Lane, D = Time Disallowed

P4 666 GT3PA Vincenzo Sospiri Racing				Lamborghini Huracan GT3 EVO				
IDEAL LAP TIME : 2:06.597		BEST LAP TIME : 2:07.025		DIFFERENCE : 0.428				
D1: Alex AU		D2: Frederik SCHANDORFF						
LAP	SECTOR 1	SECTOR 2	SECTOR 3	SPEED TRAP	LAP TIME	KPH	DIFF	TIME OF DAY
1 - D2		46.376	37.011	266.0	2:12.916	147.63	5.891	12:00:35.430
2 - D2	43.210	46.596	37.219	264.0	2:07.025 (1)	154.48		12:02:42.455
3 - D2	43.330	46.762	41.496	199.6	2:11.588	149.12	4.563	12:04:54.043
4 - D2	56.620	1:04.770	1:05.668	118.5	3:07.058	104.90	1:00.033	12:08:01.101
5 - D2	58.590	1:01.005	54.948	123.5	2:54.543	112.42	47.518	12:10:55.644
6 - D2	43.806	47.062	37.189	266.6	2:08.057 (2)	153.24	1.032	12:13:03.701
7 - D2	43.594	47.221	37.282	266.6	2:08.097 (3)	153.19	1.072	12:15:11.798
8 - D2	43.750	47.201	37.512	265.3	2:08.463	152.75	1.438	12:17:20.261
9 - D2	43.612	47.165	37.502	265.3	2:08.279	152.97	1.254	12:19:28.540
10 - D2	43.612	47.421	37.414	263.4	2:08.447	152.77	1.422	12:21:36.987
11 - D2	43.838	47.507	37.483	264.0	2:08.828	152.32	1.803	12:23:45.815
12 - D2	43.718	47.354	37.621	264.0	2:08.693	152.48	1.668	12:25:54.508
13 - D2	43.866	47.657	37.364	264.7	2:08.887	152.25	1.862	12:28:03.395
14 - D2	43.859	47.643	37.510	264.7	2:09.012	152.10	1.987	12:30:12.407
15 - D2	44.241	48.456	IN PIT	264.7	2:16.349 P	143.92	9.324	12:32:28.756
16 - D1	OUTLAP	48.423	37.799	264.7	3:38.032	90.00	1:31.007	12:36:06.788
17 - D1	44.822	49.228	37.916	270.0	2:11.966	148.70	4.941	12:38:18.754
18 - D1	45.991	48.520	38.202	268.6	2:12.713	147.86	5.688	12:40:31.467
19 - D1	45.115	49.633	38.211	267.3	2:12.959	147.59	5.934	12:42:44.426
20 - D1	44.259	48.506	37.552	267.3	2:10.317	150.58	3.292	12:44:54.743
21 - D1	44.347	48.073	37.791	267.3	2:10.211	150.70	3.186	12:47:04.954
22 - D1	44.950	47.849	37.505	268.6	2:10.304	150.59	3.279	12:49:15.258
23 - D1	44.428	47.745	37.484	267.9	2:09.657	151.35	2.632	12:51:24.915
24 - D1	44.544	47.799	38.375	270.0	2:10.718	150.12	3.693	12:53:35.633
25 - D1	46.245	47.999	38.407	270.6	2:12.651	147.93	5.626	12:55:48.284
26 - D1	44.298	48.137	37.705	267.9	2:10.140	150.78	3.115	12:57:58.424
27 - D1	45.752	48.194	37.609	267.9	2:11.555	149.16	4.530	13:00:09.979

Weather / Track : Bright / Dry

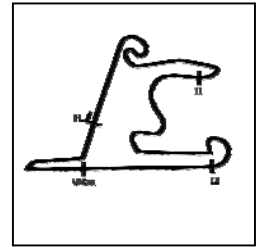
Shanghai

Circuit Length = 5.451 km

Start: 11:58 Flag 13:00 End: 13:07

Blancpain GT World Challenge Asia

RACE 2 - SECTOR ANALYSIS



SECTOR 1 = FL to I1, SECTOR 2 = I1 to I2 SECTOR 3 = I2 to I3, SECTOR 4 = I3 to FL, DIFF = Difference To Personal Best Lap, P = Crossed Finish Line in Pit Lane, D = Time Disallowed

P5 97 GT3S Solite Indigo Racing				Mercedes-AMG GT3				
IDEAL LAP TIME : 2:08.142		BEST LAP TIME : 2:08.854		DIFFERENCE : 0.712				
D1: Roelof BRUINS		D2: Manuel METZGER						
LAP	SECTOR 1	SECTOR 2	SECTOR 3	SPEED TRAP	LAP TIME	KPH	DIFF	TIME OF DAY
1 - D2		47.722	38.035	261.5	2:18.892	141.28	10.038	12:00:41.406
2 - D2	44.080	47.348	37.792	260.8	2:09.220	151.86	0.366	12:02:50.626
3 - D2	43.721	46.985	40.784	203.0	2:11.490	149.24	2.636	12:05:02.116
4 - D2	54.297	1:04.864	1:07.227	121.4	3:06.388	105.28	57.534	12:08:08.504
5 - D2	57.574	59.998	53.908	107.1	2:51.480	114.43	42.626	12:10:59.984
6 - D2	44.287	47.450	37.483	263.4	2:09.220	151.86	0.366	12:13:09.204
7 - D2	44.056	47.389	37.579	262.7	2:09.024 (2)	152.09	0.170	12:15:18.228
8 - D2	43.995	47.261	37.598	262.7	2:08.854 (1)	152.29		12:17:27.082
9 - D2	43.896	47.535	37.614	264.7	2:09.045 (3)	152.06	0.191	12:19:36.127
10 - D2	43.970	47.480	37.666	261.5	2:09.116	151.98	0.262	12:21:45.243
11 - D2	44.196	47.535	38.394	262.7	2:10.125	150.80	1.271	12:23:55.368
12 - D2	44.153	47.448	37.804	262.1	2:09.405	151.64	0.551	12:26:04.773
13 - D2	44.234	47.489	37.761	262.7	2:09.484	151.55	0.630	12:28:14.257
14 - D2	44.119	47.478	IN PIT	260.8	2:15.967 P	144.32	7.113	12:30:30.224
15 - D1	OUTLAP	47.837	37.690	259.6	3:36.770	90.52	1:27.916	12:34:06.994
16 - D1	44.388	47.552	37.555	260.8	2:09.495	151.53	0.641	12:36:16.489
17 - D1	44.221	47.435	37.436	263.4	2:09.092	152.01	0.238	12:38:25.581
18 - D1	44.159	47.558	37.752	262.1	2:09.469	151.56	0.615	12:40:35.050
19 - D1	44.180	48.043	37.771	264.7	2:09.994	150.95	1.140	12:42:45.044
20 - D1	44.607	48.503	37.792	263.4	2:10.902	149.91	2.048	12:44:55.946
21 - D1	44.351	47.794	37.904	263.4	2:10.049	150.89	1.195	12:47:05.995
22 - D1	44.919	48.041	38.087	264.0	2:11.047	149.74	2.193	12:49:17.042
23 - D1	44.552	47.873	37.939	264.0	2:10.364	150.52	1.510	12:51:27.406
24 - D1	44.597	47.860	37.901	263.4	2:10.358	150.53	1.504	12:53:37.764
25 - D1	44.957	48.281	38.172	265.3	2:11.410	149.33	2.556	12:55:49.174
26 - D1	44.719	48.173	38.239	263.4	2:11.131	149.64	2.277	12:58:00.305
27 - D1	45.088	47.993	38.340	263.4	2:11.421	149.31	2.567	13:00:11.726

Weather / Track : Bright / Dry

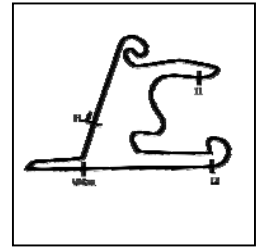
Shanghai

Circuit Length = 5.451 km

Start: 11:58 Flag 13:00 End: 13:07

Blancpain GT World Challenge Asia

RACE 2 - SECTOR ANALYSIS



SECTOR 1 = FL to I1, SECTOR 2 = I1 to I2 SECTOR 3 = I2 to I3, SECTOR 4 = I3 to FL, DIFF = Difference To Personal Best Lap, P = Crossed Finish Line in Pit Lane, D = Time Disallowed

P6 910 GT3PA JRM			Porsche 911 GT3 R					
IDEAL LAP TIME : 2:05.854		BEST LAP TIME : 2:06.534		DIFFERENCE : 0.680				
D1: Chao LI		D2: Chris VAN DER DRIFT						
LAP	SECTOR 1	SECTOR 2	SECTOR 3	SPEED TRAP	LAP TIME	KPH	DIFF	TIME OF DAY
1 - D2		46.012	37.012	261.5	2:12.081	148.57	5.547	12:00:34.595
2 - D2	42.830	46.391	37.313	262.1	2:06.534 (1)	155.08		12:02:41.129
3 - D2	42.958	46.557	42.727	181.8	2:12.242	148.39	5.708	12:04:53.371
4 - D2	56.586	1:04.694	1:05.364	108.1	3:06.644	105.13	1:00.110	12:08:00.015
5 - D2	58.899	1:01.092	55.189	122.5	2:55.180	112.01	48.646	12:10:55.195
6 - D2	43.423	46.728	37.106	264.0	2:07.257 (2)	154.20	0.723	12:13:02.452
7 - D2	43.297	47.111	37.152	262.1	2:07.560	153.83	1.026	12:15:10.012
8 - D2	43.307	46.896	37.359	261.5	2:07.562	153.83	1.028	12:17:17.574
9 - D2	43.288	46.978	37.302	262.1	2:07.568	153.82	1.034	12:19:25.142
10 - D2	43.260	46.998	37.251	261.5	2:07.509 (3)	153.89	0.975	12:21:32.651
11 - D2	43.664	47.216	37.409	261.5	2:08.289	152.96	1.755	12:23:40.940
12 - D2	43.743	47.224	37.495	261.5	2:08.462	152.75	1.928	12:25:49.402
13 - D2	43.480	47.425	37.390	263.4	2:08.295	152.95	1.761	12:27:57.697
14 - D2	43.560	47.351	37.449	264.0	2:08.360	152.87	1.826	12:30:06.057
15 - D2	43.639	47.881	IN PIT	266.6	2:14.239 P	146.18	7.705	12:32:20.296
16 - D1	OUTLAP	49.399	38.169	259.6	3:41.079	88.76	1:34.545	12:36:01.375
17 - D1	45.798	50.186	38.191	259.6	2:14.175	146.25	7.641	12:38:15.550
18 - D1	45.250	50.215	37.904	261.5	2:13.369	147.13	6.835	12:40:28.919
19 - D1	44.934	49.695	37.882	261.5	2:12.511	148.09	5.977	12:42:41.430
20 - D1	45.047	52.674	38.183	264.7	2:15.904	144.39	9.370	12:44:57.334
21 - D1	44.906	49.082	37.838	260.8	2:11.826	148.85	5.292	12:47:09.160
22 - D1	44.751	49.343	38.008	260.2	2:12.102	148.54	5.568	12:49:21.262
23 - D1	44.891	48.804	37.737	262.7	2:11.432	149.30	4.898	12:51:32.694
24 - D1	44.564	48.967	37.884	262.1	2:11.415	149.32	4.881	12:53:44.109
25 - D1	44.641	50.144	38.327	263.4	2:13.112	147.42	6.578	12:55:57.221
26 - D1	45.335	49.249	37.867	264.7	2:12.451	148.15	5.917	12:58:09.672
27 - D1	45.383	49.627	38.090	264.0	2:13.100	147.43	6.566	13:00:22.772

Weather / Track : Bright / Dry

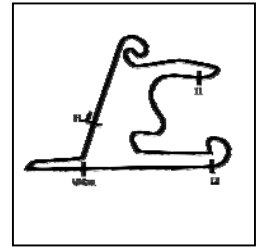
Shanghai

Circuit Length = 5.451 km

Start: 11:58 Flag 13:00 End: 13:07

Blancpain GT World Challenge Asia

RACE 2 - SECTOR ANALYSIS



SECTOR 1 = FL to I1, SECTOR 2 = I1 to I2 SECTOR 3 = I2 to I3, SECTOR 4 = I3 to FL, DIFF = Difference To Personal Best Lap, P = Crossed Finish Line in Pit Lane, D = Time Disallowed

P7 999 GT3S Audi Sport Asia Team TSRT		Audi R8 LMS GT3 2019							
IDEAL LAP TIME : 2:09.129		BEST LAP TIME : 2:09.165		DIFFERENCE : 0.036					
D1: Weian CHEN		D2: Rahel FREY							
LAP	SECTOR 1	SECTOR 2	SECTOR 3	SPEED TRAP	LAP TIME	KPH	DIFF	TIME OF DAY	
1 - D2		50.806	38.122	262.7	2:23.477	136.77	14.312	12:00:45.991	
2 - D2	44.283	47.967	38.458	263.4	2:10.708	150.13	1.543	12:02:56.699	
3 - D2	44.357	47.945	38.966	260.2	2:11.268	149.49	2.103	12:05:07.967	
4 - D2	53.373	1:04.076	1:08.151	95.4	3:05.600	105.73	56.435	12:08:13.567	
5 - D2	57.879	59.059	52.059	127.9	2:48.997	116.11	39.832	12:11:02.564	
6 - D2	44.519	48.257	37.725	266.6	2:10.501	150.37	1.336	12:13:13.065	
7 - D2	44.522	48.165	37.942	270.6	2:10.629	150.22	1.464	12:15:23.694	
8 - D2	44.532	48.348	38.461	261.5	2:11.341	149.40	2.176	12:17:35.035	
9 - D2	45.146	48.539	37.977	262.7	2:11.662	149.04	2.497	12:19:46.697	
10 - D2	44.657	48.206	37.745	262.7	2:10.608	150.24	1.443	12:21:57.305	
11 - D2	44.605	48.270	IN PIT	259.6	2:18.077	P 142.12	8.912	12:24:15.382	
12 - D1	OUTLAP	48.031	37.862	260.8	3:36.800	90.51	1:27.635	12:27:52.182	
13 - D1	44.090	47.632	37.624	266.6	2:09.346	(2) 151.71	0.181	12:30:01.528	
14 - D1	44.270	47.510	37.679	261.5	2:09.459	(3) 151.58	0.294	12:32:10.987	
15 - D1	44.115	47.521	37.529	267.3	2:09.165	(1) 151.92		12:34:20.152	
16 - D1	44.292	48.446	37.847	264.0	2:10.585	150.27	1.420	12:36:30.737	
17 - D1	44.578	47.776	37.780	264.0	2:10.134	150.79	0.969	12:38:40.871	
18 - D1	44.729	47.949	37.687	266.6	2:10.365	150.52	1.200	12:40:51.236	
19 - D1	44.495	47.754	37.680	266.6	2:09.929	151.03	0.764	12:43:01.165	
20 - D1	44.623	47.544	37.899	263.4	2:10.066	150.87	0.901	12:45:11.231	
21 - D1	44.612	47.913	37.809	260.8	2:10.334	150.56	1.169	12:47:21.565	
22 - D1	44.949	48.011	37.823	265.3	2:10.783	150.04	1.618	12:49:32.348	
23 - D1	44.706	47.801	37.877	260.8	2:10.384	150.50	1.219	12:51:42.732	
24 - D1	44.687	48.342	38.291	264.0	2:11.320	149.43	2.155	12:53:54.052	
25 - D1	44.940	47.886	38.413	266.0	2:11.239	149.52	2.074	12:56:05.291	
26 - D1	45.015	48.725	38.010	264.0	2:11.750	148.94	2.585	12:58:17.041	
27 - D1	45.197	48.265	37.904	262.7	2:11.366	149.38	2.201	13:00:28.407	

Weather / Track : Bright / Dry

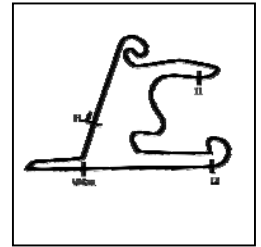
Shanghai

Circuit Length = 5.451 km

Start: 11:58 Flag 13:00 End: 13:07

Blancpain GT World Challenge Asia

RACE 2 - SECTOR ANALYSIS



SECTOR 1 = FL to I1, SECTOR 2 = I1 to I2 SECTOR 3 = I2 to I3, SECTOR 4 = I3 to FL, DIFF = Difference To Personal Best Lap, P = Crossed Finish Line in Pit Lane, D = Time Disallowed

P8 75 GT3PA T2 Motorsports			Ferrari 488 GT3					
IDEAL LAP TIME : 2:09.001		BEST LAP TIME : 2:09.063		DIFFERENCE : 0.062				
D1: David TJIPTOBIANTORO		D2: Rio HARYANTO						
LAP	SECTOR 1	SECTOR 2	SECTOR 3	SPEED TRAP	LAP TIME	KPH	DIFF	TIME OF DAY
1 - D2		47.896	37.944	267.3	2:17.938	142.26	8.875	12:00:40.452
2 - D2	44.651	48.562	37.871	268.6	2:11.084	149.70	2.021	12:02:51.536
3 - D2	44.275	47.575	40.996	189.8	2:12.846	147.71	3.783	12:05:04.382
4 - D2	53.484	1:05.298	1:07.054	106.1	3:05.836	105.59	56.773	12:08:10.218
5 - D2	58.454	59.549	52.576	122.1	2:50.579	115.04	41.516	12:11:00.797
6 - D2	44.307	48.096	37.539	269.3	2:09.942	151.01	0.879	12:13:10.739
7 - D2	44.176	47.535	37.352	267.9	2:09.063 (1)	152.04		12:15:19.802
8 - D2	44.156	47.662	37.322	265.3	2:09.140 (2)	151.95	0.077	12:17:28.942
9 - D2	44.203	47.868	37.650	264.7	2:09.721	151.27	0.658	12:19:38.663
10 - D2	44.144	47.839	37.583	265.3	2:09.566 (3)	151.45	0.503	12:21:48.229
11 - D2	44.260	47.966	37.699	264.7	2:09.925	151.03	0.862	12:23:58.154
12 - D2	44.618	48.166	37.854	264.7	2:10.638	150.21	1.575	12:26:08.792
13 - D2	44.547	48.041	37.674	266.0	2:10.262	150.64	1.199	12:28:19.054
14 - D2	44.572	48.027	IN PIT	266.6	2:16.200 P	144.07	7.137	12:30:35.254
15 - D1	OUTLAP	49.037	38.886	264.7	3:40.751	88.89	1:31.688	12:34:16.005
16 - D1	44.926	49.853	37.964	262.7	2:12.743	147.83	3.680	12:36:28.748
17 - D1	44.848	48.163	37.593	266.6	2:10.604	150.25	1.541	12:38:39.352
18 - D1	45.089	47.828	37.573	266.6	2:10.490	150.38	1.427	12:40:49.842
19 - D1	44.781	48.083	37.594	266.6	2:10.458	150.42	1.395	12:43:00.300
20 - D1	45.876	48.072	37.710	267.3	2:11.658	149.04	2.595	12:45:11.958
21 - D1	44.530	48.021	37.810	267.3	2:10.361	150.53	1.298	12:47:22.319
22 - D1	45.088	48.404	37.677	266.6	2:11.169	149.60	2.106	12:49:33.488
23 - D1	44.408	47.844	37.474	267.9	2:09.726	151.26	0.663	12:51:43.214
24 - D1	44.610	48.385	38.169	267.3	2:11.164	149.61	2.101	12:53:54.378
25 - D1	44.937	48.068	38.195	266.6	2:11.200	149.57	2.137	12:56:05.578
26 - D1	44.909	49.106	37.855	267.9	2:11.870	148.81	2.807	12:58:17.448
27 - D1	45.506	48.267	37.918	267.9	2:11.691	149.01	2.628	13:00:29.139

Weather / Track : Bright / Dry

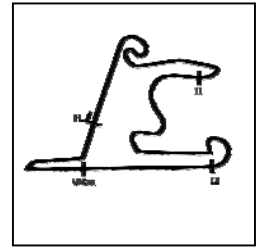
Shanghai

Circuit Length = 5.451 km

Start: 11:58 Flag 13:00 End: 13:07

Blancpain GT World Challenge Asia

RACE 2 - SECTOR ANALYSIS



SECTOR 1 = FL to I1, SECTOR 2 = I1 to I2 SECTOR 3 = I2 to I3, SECTOR 4 = I3 to FL, DIFF = Difference To Personal Best Lap, P = Crossed Finish Line in Pit Lane, D = Time Disallowed

P9 99 GT3S Craft-Bamboo Racing		Mercedes-AMG GT3						
IDEAL LAP TIME : 2:09.219		BEST LAP TIME : 2:09.346		DIFFERENCE : 0.127				
D1: Christina NIELSEN		D2: Darryl O'YOUNG						
LAP	SECTOR 1	SECTOR 2	SECTOR 3	SPEED TRAP	LAP TIME	KPH	DIFF	TIME OF DAY
1 - D2		49.982	38.184	258.9	2:22.162	138.03	12.816	12:00:44.676
2 - D2	44.213	47.759	37.881	260.8	2:09.853	151.12	0.507	12:02:54.529
3 - D2	44.162	47.756	40.259	243.2	2:12.177	148.46	2.831	12:05:06.706
4 - D2	52.824	1:04.458	1:07.559	112.7	3:04.841	106.16	55.495	12:08:11.547
5 - D2	58.154	59.222	52.572	112.8	2:49.948	115.46	40.602	12:11:01.495
6 - D2	44.487	47.582	37.654	267.9	2:09.723	151.27	0.377	12:13:11.218
7 - D2	44.122	47.649	37.575	266.0	2:09.346 (1)	151.77		12:15:20.564
8 - D2	44.329	47.642	37.617	262.1	2:09.588 (3)	151.43	0.242	12:17:30.152
9 - D2	44.167	47.723	37.515	262.7	2:09.405 (2)	151.64	0.059	12:19:39.557
10 - D2	44.235	47.767	37.728	262.7	2:09.730	151.26	0.384	12:21:49.287
11 - D2	44.440	47.674	38.018	261.5	2:10.132	150.79	0.786	12:23:59.419
12 - D2	45.345	48.253	37.826	262.1	2:11.424	149.31	2.078	12:26:10.843
13 - D2	44.611	48.031	37.950	262.1	2:10.592	150.26	1.246	12:28:21.435
14 - D2	44.969	48.166	IN PIT	262.7	2:16.568 P	143.69	7.222	12:30:38.003
15 - D1	OUTLAP	49.291	38.982	259.6	3:39.213	89.51	1:29.867	12:34:17.216
16 - D1	46.150	49.380	38.408	259.6	2:13.938	146.51	4.592	12:36:31.154
17 - D1	44.808	47.940	37.769	263.4	2:10.517	150.35	1.171	12:38:41.671
18 - D1	44.795	48.034	37.714	263.4	2:10.543	150.32	1.197	12:40:52.214
19 - D1	44.398	48.062	37.917	263.4	2:10.377	150.51	1.031	12:43:02.591
20 - D1	44.379	48.031	37.619	263.4	2:10.029	150.91	0.683	12:45:12.620
21 - D1	44.586	48.021	37.820	263.4	2:10.427	150.45	1.081	12:47:23.047
22 - D1	44.949	48.117	37.773	265.3	2:10.839	149.98	1.493	12:49:33.886
23 - D1	44.778	47.998	37.762	263.4	2:10.538	150.32	1.192	12:51:44.424
24 - D1	44.563	48.206	37.796	261.5	2:10.565	150.29	1.219	12:53:54.989
25 - D1	44.860	48.204	38.031	262.1	2:11.095	149.68	1.749	12:56:06.084
26 - D1	44.959	49.113	38.026	264.7	2:12.098	148.55	2.752	12:58:18.182
27 - D1	45.151	48.560	37.988	263.4	2:11.699	149.00	2.353	13:00:29.881

Weather / Track : Bright / Dry

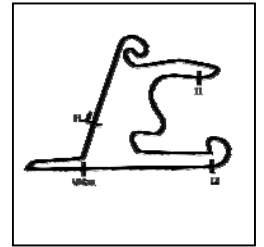
Shanghai

Circuit Length = 5.451 km

Start: 11:58 Flag 13:00 End: 13:07

Blancpain GT World Challenge Asia

RACE 2 - SECTOR ANALYSIS



SECTOR 1 = FL to I1, SECTOR 2 = I1 to I2 SECTOR 3 = I2 to I3, SECTOR 4 = I3 to FL, DIFF = Difference To Personal Best Lap, P = Crossed Finish Line in Pit Lane, D = Time Disallowed

P10 61 GT3PA ABSSA Motorsport				McLaren 720S GT3				
IDEAL LAP TIME : 2:08.982		BEST LAP TIME : 2:09.213		DIFFERENCE : 0.231				
D1: Piti BHIROMBHAKDI		D2: Keita SAWA						
LAP	SECTOR 1	SECTOR 2	SECTOR 3	SPEED TRAP	LAP TIME	KPH	DIFF	TIME OF DAY
1 - D2		1:09.329	37.724	260.8	2:40.723	122.09	31.510	12:01:03.237
2 - D2	45.040	48.476	37.786	264.7	2:11.302	149.45	2.089	12:03:14.539
3 - D2	43.970	47.593	37.975	262.1	2:09.538 (2)	151.48	0.325	12:05:24.077
4 - D2	44.764	59.792	1:08.656	76.9	2:53.212	113.29	43.999	12:08:17.289
5 - D2	58.053	58.884	51.207	155.1	2:48.144	116.70	38.931	12:11:05.433
6 - D2	44.902	47.948	37.650	266.6	2:10.500	150.37	1.287	12:13:15.933
7 - D2	44.443	47.932	37.713	267.3	2:10.088	150.84	0.875	12:15:26.021
8 - D2	44.445	47.985	37.561	265.3	2:09.991	150.96	0.778	12:17:36.012
9 - D2	45.011	48.318	37.936	264.0	2:11.265	149.49	2.052	12:19:47.277
10 - D2	44.559	48.222	37.708	267.3	2:10.489	150.38	1.276	12:21:57.766
11 - D2	44.507	48.371	37.905	265.3	2:10.783	150.04	1.570	12:24:08.549
12 - D2	44.641	47.858	37.566	265.3	2:10.065	150.87	0.852	12:26:18.614
13 - D2	44.413	48.121	IN PIT	264.7	2:16.625	P 143.63	7.412	12:28:35.239
14 - D1	OUTLAP	48.170	38.124	260.8	3:38.796	89.68	1:29.583	12:32:14.035
15 - D1	44.398	47.808	37.608	262.7	2:09.814	151.16	0.601	12:34:23.849
16 - D1	45.567	49.285	37.997	264.0	2:12.849	147.71	3.636	12:36:36.698
17 - D1	44.451	47.678	37.419	263.4	2:09.548	(3) 151.47	0.335	12:38:46.246
18 - D1	44.010	49.091	37.696	264.0	2:10.797	150.03	1.584	12:40:57.043
19 - D1	44.063	47.693	37.457	264.0	2:09.213 (1)	151.87		12:43:06.256
20 - D1	44.206	47.768	37.801	264.0	2:09.775	151.21	0.562	12:45:16.031
21 - D1	44.580	47.727	37.604	262.7	2:09.911	151.05	0.698	12:47:25.942
22 - D1	44.849	47.652	37.650	264.0	2:10.151	150.77	0.938	12:49:36.093
23 - D1	44.718	47.744	37.521	265.3	2:09.983	150.97	0.770	12:51:46.076
24 - D1	44.264	48.057	37.562	266.6	2:09.883	151.08	0.670	12:53:55.959
25 - D1	44.647	48.297	37.575	264.7	2:10.519	150.35	1.306	12:56:06.478
26 - D1	45.528	48.312	38.366	265.3	2:12.206	148.43	2.993	12:58:18.684
27 - D1	45.063	48.510	37.882	264.7	2:11.455	149.27	2.242	13:00:30.139

Weather / Track : Bright / Dry

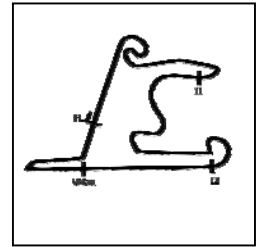
Shanghai

Circuit Length = 5.451 km

Start: 11:58 Flag 13:00 End: 13:07

Blancpain GT World Challenge Asia

RACE 2 - SECTOR ANALYSIS



SECTOR 1 = FL to I1, SECTOR 2 = I1 to I2 SECTOR 3 = I2 to I3, SECTOR 4 = I3 to FL, DIFF = Difference To Personal Best Lap, P = Crossed Finish Line in Pit Lane, D = Time Disallowed

P11 17 GT3PA Anstone Racing			Mercedes-AMG GT3					
IDEAL LAP TIME : 2:09.125		BEST LAP TIME : 2:09.418		DIFFERENCE : 0.293				
D1: Xu WEI		D2: Naoki YOKOMIZO						
LAP	SECTOR 1	SECTOR 2	SECTOR 3	SPEED TRAP	LAP TIME	KPH	DIFF	TIME OF DAY
1 - D2		51.156	37.861	263.4	2:23.724	136.53	14.306	12:00:46.238
2 - D2	44.499	47.817	37.512	265.3	2:09.828	151.15	0.410	12:02:56.066
3 - D2	44.092	47.770	39.587	258.3	2:11.449	149.28	2.031	12:05:07.515
4 - D2	52.867	1:04.450	1:07.709	99.1	3:05.026	106.05	55.608	12:08:12.541
5 - D2	57.843	59.303	52.337	121.4	2:49.483	115.78	40.065	12:11:02.024
6 - D2	44.315	47.967	37.366	269.3	2:09.648 (2)	151.36	0.230	12:13:11.672
7 - D2	44.267	47.966	37.476	267.9	2:09.709 (3)	151.28	0.291	12:15:21.381
8 - D2	44.269	47.667	37.482	266.6	2:09.418 (1)	151.62		12:17:30.799
9 - D2	44.221	47.958	37.548	267.9	2:09.727	151.26	0.309	12:19:40.526
10 - D2	44.248	49.264	37.553	265.3	2:11.065	149.72	1.647	12:21:51.591
11 - D2	44.315	47.829	37.742	264.0	2:09.886	151.08	0.468	12:24:01.477
12 - D2	44.378	48.062	37.555	266.6	2:09.995	150.95	0.577	12:26:11.472
13 - D2	44.531	48.152	37.710	267.3	2:10.393	150.49	0.975	12:28:21.865
14 - D2	45.001	48.384	37.774	266.6	2:11.159	149.61	1.741	12:30:33.024
15 - D2	45.431	48.938	IN PIT	266.0	2:18.692 P	141.49	9.274	12:32:51.716
16 - D1	OUTLAP	50.983	39.360	262.7	3:47.388	86.30	1:37.970	12:36:39.104
17 - D1	45.077	49.055	37.781	262.7	2:11.913	148.76	2.495	12:38:51.017
18 - D1	44.735	48.322	38.692	266.0	2:11.749	148.94	2.331	12:41:02.766
19 - D1	44.429	48.527	37.438	264.0	2:10.394	150.49	0.976	12:43:13.160
20 - D1	44.428	48.072	37.746	262.7	2:10.246	150.66	0.828	12:45:23.406
21 - D1	44.592	48.106	37.503	262.7	2:10.201	150.71	0.783	12:47:33.607
22 - D1	44.777	48.222	37.515	263.4	2:10.514	150.35	1.096	12:49:44.121
23 - D1	44.447	48.184	37.592	264.0	2:10.223	150.69	0.805	12:51:54.344
24 - D1	44.460	48.268	37.784	264.0	2:10.512	150.35	1.094	12:54:04.856
25 - D1	44.382	48.146	37.667	263.4	2:10.195	150.72	0.777	12:56:15.051
26 - D1	44.566	48.308	37.694	265.3	2:10.568	150.29	1.150	12:58:25.619
27 - D1	45.053	48.726	38.604	264.0	2:12.383	148.23	2.965	13:00:38.002

Weather / Track : Bright / Dry

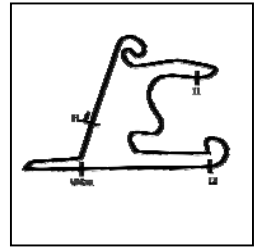
Shanghai

Circuit Length = 5.451 km

Start: 11:58 Flag 13:00 End: 13:07

Blancpain GT World Challenge Asia

RACE 2 - SECTOR ANALYSIS



SECTOR 1 = FL to I1, SECTOR 2 = I1 to I2 SECTOR 3 = I2 to I3, SECTOR 4 = I3 to FL, DIFF = Difference To Personal Best Lap, P = Crossed Finish Line in Pit Lane, D = Time Disallowed

P12 5 GT3AM Phantom Pro Racing				Mercedes-AMG GT3				
IDEAL LAP TIME : 2:09.517		BEST LAP TIME : 2:09.789		DIFFERENCE : 0.272				
D1: Chris On CHIA		D2: Wei LU						
LAP	SECTOR 1	SECTOR 2	SECTOR 3	SPEED TRAP	LAP TIME	KPH	DIFF	TIME OF DAY
1 - D2		51.471	38.461	263.4	2:24.955	135.37	15.166	12:00:47.469
2 - D2	44.655	47.655	37.688	262.1	2:09.998 (3)	150.95	0.209	12:02:57.467
3 - D2	44.411	52.023	38.843	234.7	2:15.277	145.06	5.488	12:05:12.744
4 - D2	51.467	1:03.728	1:08.394	92.0	3:03.589	106.88	53.800	12:08:16.333
5 - D2	58.155	58.807	51.722	128.1	2:48.684	116.33	38.895	12:11:05.017
6 - D2	44.871	47.684	38.001	262.7	2:10.556	150.30	0.767	12:13:15.573
7 - D2	44.253	47.751	38.100	263.4	2:10.104	150.83	0.315	12:15:25.677
8 - D2	44.281	47.678	37.830	262.1	2:09.789 (1)	151.19		12:17:35.466
9 - D2	45.016	48.462	38.723	263.4	2:12.201	148.43	2.412	12:19:47.667
10 - D2	44.736	48.325	37.807	260.2	2:10.868	149.94	1.079	12:21:58.535
11 - D2	44.769	47.916	37.982	262.7	2:10.667	150.18	0.878	12:24:09.202
12 - D2	44.621	47.862	37.762	261.5	2:10.245	150.66	0.456	12:26:19.447
13 - D2	44.525	47.965	IN PIT	262.1	2:16.698 P	143.55	6.909	12:28:36.145
14 - D1	OUTLAP	48.622	38.299	260.8	3:38.812	89.68	1:29.023	12:32:14.957
15 - D1	44.747	49.980	38.248	258.3	2:12.975	147.57	3.186	12:34:27.932
16 - D1	44.809	49.940	38.055	262.1	2:12.804	147.76	3.015	12:36:40.736
17 - D1	46.343	48.210	37.950	261.5	2:12.503	148.09	2.714	12:38:53.239
18 - D1	44.515	47.576	37.805	263.4	2:09.896 (2)	151.07	0.107	12:41:03.135
19 - D1	45.569	47.958	38.088	262.1	2:11.615	149.09	1.826	12:43:14.750
20 - D1	44.865	47.604	37.947	261.5	2:10.416	150.46	0.627	12:45:25.166
21 - D1	44.953	47.643	37.965	260.8	2:10.561	150.30	0.772	12:47:35.727
22 - D1	45.141	48.085	37.861	262.1	2:11.087	149.69	1.298	12:49:46.814
23 - D1	45.004	48.267	38.086	260.2	2:11.357	149.39	1.568	12:51:58.171
24 - D1	44.746	48.125	37.996	260.8	2:10.867	149.95	1.078	12:54:09.038
25 - D1	44.850	48.057	38.055	260.8	2:10.962	149.84	1.173	12:56:20.000
26 - D1	44.859	48.119	38.140	260.8	2:11.118	149.66	1.329	12:58:31.118
27 - D1	45.175	48.968	38.447	260.8	2:12.590	148.00	2.801	13:00:43.708

Weather / Track : Bright / Dry

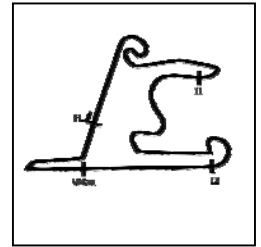
Shanghai

Circuit Length = 5.451 km

Start: 11:58 Flag 13:00 End: 13:07

Blancpain GT World Challenge Asia

RACE 2 - SECTOR ANALYSIS



SECTOR 1 = FL to I1, SECTOR 2 = I1 to I2 SECTOR 3 = I2 to I3, SECTOR 4 = I3 to FL, DIFF = Difference To Personal Best Lap, P = Crossed Finish Line in Pit Lane, D = Time Disallowed

P13 12 GT3S		Audi Sport Asia Team Absolute Racing		Audi R8 LMS GT3 2019				
IDEAL LAP TIME : 2:08.028		BEST LAP TIME : 2:08.329		DIFFERENCE : 0.301				
D1: Martin RUMP		D2: Weiron TAN						
LAP	SECTOR 1	SECTOR 2	SECTOR 3	SPEED TRAP	LAP TIME	KPH	DIFF	TIME OF DAY
1 - D2		50.279	37.917	264.0	2:22.471	137.73	14.142	12:00:44.985
2 - D2	47.938	1:23.452	IN PIT	113.3	3:25.404	P 95.53	1:17.075	12:04:10.389
3 - D2	OUTLAP	48.215	38.043	260.8	2:52.261	113.91	43.932	12:07:02.650
4 - D2	44.317	47.835	37.809	262.1	2:09.961	150.99	1.632	12:09:12.611
5 - D2	44.229	47.188	37.603	263.4	2:09.020	152.09	0.691	12:11:21.631
6 - D2	44.257	47.978	38.345	267.3	2:10.580	150.28	2.251	12:13:32.211
7 - D2	48.002	49.315	38.017	260.2	2:15.334	145.00	7.005	12:15:47.545
8 - D2	44.732	48.129	37.912	263.4	2:10.773	150.05	2.444	12:17:58.318
9 - D2	44.534	47.822	37.991	262.7	2:10.347	150.54	2.018	12:20:08.665
10 - D2	44.729	47.925	37.819	263.4	2:10.473	150.40	2.144	12:22:19.138
11 - D2	44.627	48.443	IN PIT	261.5	2:16.452	P 143.81	8.123	12:24:35.590
12 - D1	OUTLAP	47.367	37.589	262.1	3:50.215	85.24	1:41.886	12:28:25.805
13 - D1	43.916	47.729	37.301	265.3	2:08.946	152.18	0.617	12:30:34.751
14 - D1	44.164	47.607	37.256	265.3	2:09.027	152.08	0.698	12:32:43.778
15 - D1	43.834	47.322	37.235	264.0	2:08.391	(2) 152.84	0.062	12:34:52.169
16 - D1	43.859	47.347	37.715	263.4	2:08.921	152.21	0.592	12:37:01.090
17 - D1	44.078	47.379	37.372	266.6	2:08.829	152.32	0.500	12:39:09.919
18 - D1	45.608	48.039	38.021	266.0	2:11.668	149.03	3.339	12:41:21.587
19 - D1	44.137	47.567	37.468	265.3	2:09.172	151.91	0.843	12:43:30.759
20 - D1	44.182	50.074	37.573	262.1	2:11.829	148.85	3.500	12:45:42.588
21 - D1	43.886	47.174	37.513	261.5	2:08.573	152.62	0.244	12:47:51.161
22 - D1	43.843	47.348	37.480	264.7	2:08.671	152.50	0.342	12:49:59.832
23 - D1	43.935	48.087	37.435	264.7	2:09.457	151.58	1.128	12:52:09.289
24 - D1	43.837	47.167	37.440	264.7	2:08.444	(3) 152.77	0.115	12:54:17.733
25 - D1	43.887	46.959	37.483	264.7	2:08.329	(1) 152.91		12:56:26.062
26 - D1	44.098	47.179	37.681	266.0	2:08.958	152.17	0.629	12:58:35.020
27 - D1	44.152	47.304	37.448	266.6	2:08.904	152.23	0.575	13:00:43.924

Weather / Track : Bright / Dry

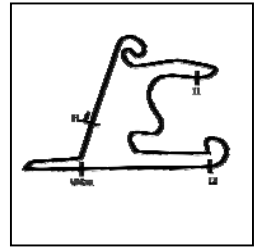
Shanghai

Circuit Length = 5.451 km

Start: 11:58 Flag 13:00 End: 13:07

Blancpain GT World Challenge Asia

RACE 2 - SECTOR ANALYSIS



SECTOR 1 = FL to I1, SECTOR 2 = I1 to I2 SECTOR 3 = I2 to I3, SECTOR 4 = I3 to FL, DIFF = Difference To Personal Best Lap, P = Crossed Finish Line in Pit Lane, D = Time Disallowed

P14 13 GT3PA Audi Sport Asia Team Absolute Racing		Audi R8 LMS GT3 2019						
IDEAL LAP TIME : 2:08.182		BEST LAP TIME : 2:08.316						
D1: Jingzu SUN		D2: Congfu CHENG						
LAP	SECTOR 1	SECTOR 2	SECTOR 3	SPEED TRAP	LAP TIME	KPH	DIFF	TIME OF DAY
1 - D2		50.198	37.810	260.2	2:28.945	131.75	20.629	12:00:51.459
2 - D2	43.853	46.924	37.894	263.4	2:08.671 (2)	152.50	0.355	12:03:00.130
3 - D2	44.026	47.873	38.656	250.0	2:10.555	150.30	2.239	12:05:10.685
4 - D2	52.645	1:03.601	1:08.003	94.7	3:04.249	106.50	55.933	12:08:14.934
5 - D2	58.446	58.706	51.464	126.6	2:48.616	116.38	40.300	12:11:03.550
6 - D2	44.384	47.644	37.717	270.6	2:09.745	151.24	1.429	12:13:13.295
7 - D2	44.557	48.018	37.456	272.0	2:10.031	150.91	1.715	12:15:23.326
8 - D2	43.825	47.018	37.473	266.6	2:08.316 (1)	152.93		12:17:31.642
9 - D2	43.869	47.684	37.823	272.7	2:09.376	151.67	1.060	12:19:41.018
10 - D2	44.106	47.836	37.433	264.7	2:09.375	151.68	1.059	12:21:50.393
11 - D2	43.945	47.467	37.806	268.6	2:09.218 (3)	151.86	0.902	12:23:59.611
12 - D2	44.745	47.573	37.680	264.0	2:09.998	150.95	1.682	12:26:09.609
13 - D2	44.127	48.032	37.607	269.3	2:09.766	151.22	1.450	12:28:19.375
14 - D2	44.357	48.269	37.683	267.9	2:10.309	150.59	1.993	12:30:29.684
15 - D2	44.447	47.467	IN PIT	264.7	2:15.468	P 144.85	7.152	12:32:45.152
16 - D1	OUTLAP	47.659	38.278	262.1	3:37.675	90.15	1:29.359	12:36:22.827
17 - D1	45.051	48.816	37.696	261.5	2:11.563	149.15	3.247	12:38:34.390
18 - D1	44.407	48.284	37.747	260.8	2:10.438	150.44	2.122	12:40:44.828
19 - D1	44.402	47.912	37.767	263.4	2:10.081	150.85	1.765	12:42:54.909
20 - D1	44.517	47.724	37.967	266.0	2:10.208	150.70	1.892	12:45:05.117
21 - D1	44.570	48.021	37.899	264.0	2:10.490	150.38	2.174	12:47:15.607
22 - D1	44.303	47.667	37.617	264.0	2:09.587	151.43	1.271	12:49:25.194
23 - D1	44.313	47.838	37.885	262.7	2:10.036	150.90	1.720	12:51:35.230
24 - D1	44.087	47.779	37.609	264.7	2:09.475	151.56	1.159	12:53:44.705
25 - D1	44.312	49.188	38.841	262.7	2:12.341	148.28	4.025	12:55:57.046
26 - D1	44.697	48.223	37.664	265.3	2:10.584	150.27	2.268	12:58:07.630
27 - D1	1:03.976	50.686	IN PIT	248.2	2:44.836	P 119.04	36.520	13:00:52.466

Weather / Track : Bright / Dry

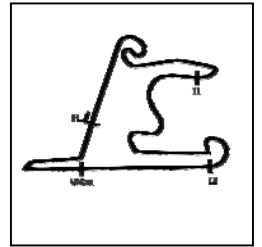
Shanghai

Circuit Length = 5.451 km

Start: 11:58 Flag 13:00 End: 13:07

Blancpain GT World Challenge Asia

RACE 2 - SECTOR ANALYSIS



SECTOR 1 = FL to I1, SECTOR 2 = I1 to I2 SECTOR 3 = I2 to I3, SECTOR 4 = I3 to FL, DIFF = Difference To Personal Best Lap, P = Crossed Finish Line in Pit Lane, D = Time Disallowed

P15 51 GT3AM AMAC Motorsport

Lamborghini Huracan GT3 EVO

IDEAL LAP TIME : 2:09.223

BEST LAP TIME : 2:09.812

DIFFERENCE : 0.589

D1: Andrew MACPHERSON D2: William Ben PORTER

LAP	SECTOR 1	SECTOR 2	SECTOR 3	SPEED TRAP	LAP TIME	KPH	DIFF	TIME OF DAY
1 - D2		50.883	37.908	266.0	2:24.086	136.19	14.274	12:00:46.600
2 - D2	44.992	47.398	37.889	263.4	2:10.279 (3)	150.62	0.467	12:02:56.879
3 - D2	44.498	48.108	39.423	245.4	2:12.029	148.63	2.217	12:05:08.908
4 - D2	53.356	1:04.015	1:08.021	99.5	3:05.392	105.84	55.580	12:08:14.300
5 - D2	58.037	58.904	51.894	123.0	2:48.835	116.22	39.023	12:11:03.135
6 - D2	44.859	48.161	37.417	268.6	2:10.437	150.44	0.625	12:13:13.572
7 - D2	44.642	48.117	37.615	266.0	2:10.374	150.51	0.562	12:15:23.946
8 - D2	44.821	48.093	37.975	264.7	2:10.889	149.92	1.077	12:17:34.835
9 - D2	45.067	48.435	37.857	264.0	2:11.359	149.38	1.547	12:19:46.194
10 - D2	44.446	47.546	37.820	263.4	2:09.812 (1)	151.16		12:21:56.006
11 - D2	44.446	47.552	37.942	264.7	2:09.940 (2)	151.02	0.128	12:24:05.946
12 - D2	44.655	48.182	37.922	263.4	2:10.759	150.07	0.947	12:26:16.705
13 - D2	44.908	48.131	37.662	264.0	2:10.701	150.14	0.889	12:28:27.406
14 - D2	44.408	47.878	38.133	262.7	2:10.419	150.46	0.607	12:30:37.825
15 - D2	44.972	48.531	IN PIT	266.0	2:18.026 P	142.17	8.214	12:32:55.851
16 - D1	OUTLAP	50.739	39.343	262.1	3:46.692	86.56	1:36.880	12:36:42.543
17 - D1	46.621	50.723	38.961	262.1	2:16.305	143.96	6.493	12:38:58.848
18 - D1	46.078	50.610	38.611	259.6	2:15.299	145.03	5.487	12:41:14.147
19 - D1	45.894	50.098	38.479	258.9	2:14.471	145.93	4.659	12:43:28.618
20 - D1	46.128	51.922	38.608	260.2	2:16.658	143.59	6.846	12:45:45.276
21 - D1	46.173	50.140	38.827	260.8	2:15.140	145.20	5.328	12:48:00.416
22 - D1	46.267	49.962	38.514	258.9	2:14.743	145.63	4.931	12:50:15.159
23 - D1	45.932	49.613	38.280	259.6	2:13.825	146.63	4.013	12:52:28.984
24 - D1	46.039	49.326	38.322	259.6	2:13.687	146.78	3.875	12:54:42.671
25 - D1	45.921	49.324	38.401	260.8	2:13.646	146.83	3.834	12:56:56.317
26 - D1	45.700	49.746	39.106	258.9	2:14.552	145.84	4.740	12:59:10.869
27 - D1	46.508	50.211	39.116	261.5	2:15.835	144.46	6.023	13:01:26.704

Weather / Track : Bright / Dry

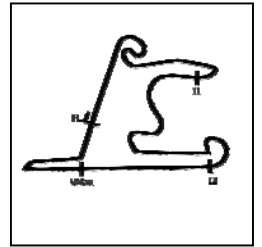
Shanghai

Circuit Length = 5.451 km

Start: 11:58 Flag 13:00 End: 13:07

Blancpain GT World Challenge Asia

RACE 2 - SECTOR ANALYSIS



SECTOR 1 = FL to I1, SECTOR 2 = I1 to I2 SECTOR 3 = I2 to I3, SECTOR 4 = I3 to FL, DIFF = Difference To Personal Best Lap, P = Crossed Finish Line in Pit Lane, D = Time Disallowed

P16 888 GT3PA Triple Eight Race Engineering Australia Mercedes-AMG GT3

IDEAL LAP TIME : 2:07.565 BEST LAP TIME : 2:07.766 DIFFERENCE : 0.201

D1: HH Prince Abdul Rahman D2: Shane VAN GISBERGEN

LAP	SECTOR 1	SECTOR 2	SECTOR 3	SPEED TRAP	LAP TIME	KPH	DIFF	TIME OF DAY
1 - D2		46.688	37.429	262.1	2:14.890	145.47	7.124	12:00:37.404
2 - D2	43.591	46.628	37.547	263.4	2:07.766 (1)	153.59		12:02:45.170
3 - D2	43.643	47.020	40.269	243.2	2:10.932	149.87	3.166	12:04:56.102
4 - D2	56.480	1:04.376	1:05.604	115.1	3:06.460	105.24	58.694	12:08:02.562
5 - D2	58.598	1:01.480	54.168	119.3	2:54.246	112.62	46.480	12:10:56.808
6 - D2	43.830	46.911	37.346	264.0	2:08.087 (3)	153.20	0.321	12:13:04.895
7 - D2	43.724	46.916	37.427	264.0	2:08.067 (2)	153.22	0.301	12:15:12.962
8 - D2	43.879	46.944	37.523	262.1	2:08.346	152.89	0.580	12:17:21.308
9 - D2	43.791	46.967	37.471	263.4	2:08.229	153.03	0.463	12:19:29.537
10 - D2	43.901	46.947	37.496	262.7	2:08.344	152.89	0.578	12:21:37.881
11 - D2	43.873	47.393	37.623	262.7	2:08.889	152.25	1.123	12:23:46.770
12 - D2	44.071	47.263	37.552	262.7	2:08.886	152.25	1.120	12:25:55.656
13 - D2	44.174	47.463	37.652	264.0	2:09.289	151.78	1.523	12:28:04.945
14 - D2	44.202	47.415	37.694	262.7	2:09.311	151.75	1.545	12:30:14.256
15 - D2	44.097	47.420	37.767	265.3	2:09.284	151.78	1.518	12:32:23.540
16 - D2	44.610	48.003	IN PIT	260.8	2:16.027 P	144.26	8.261	12:34:39.567
17 - D1	OUTLAP	49.052	38.436	260.2	3:38.436	89.83	1:30.670	12:38:18.003
18 - D1	45.219	48.686	38.159	262.1	2:12.064	148.59	4.298	12:40:30.067
19 - D1	45.015	49.058	IN PIT	261.5	2:19.119 P	141.05	11.353	12:42:49.186
20 - D1	OUTLAP	48.502	38.018	262.1	2:38.078	124.13	30.312	12:45:27.264
21 - D1	45.190	48.363	38.167	260.8	2:11.720	148.97	3.954	12:47:38.984
22 - D1	46.287	49.092	IN PIT	261.5	2:20.178 P	139.99	12.412	12:49:59.162
23 - D1	OUTLAP	48.788	38.461	260.8	2:43.664	119.90	35.898	12:52:42.826
24 - D1	45.203	49.221	38.130	261.5	2:12.554	148.04	4.788	12:54:55.380
25 - D1	44.895	48.639	38.259	262.1	2:11.793	148.89	4.027	12:57:07.173
26 - D1	45.044	48.936	38.214	260.8	2:12.194	148.44	4.428	12:59:19.367
27 - D1	45.389	49.188	38.419	261.5	2:12.996	147.55	5.230	13:01:32.363

Weather / Track : Bright / Dry

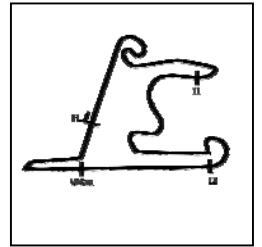
Shanghai

Circuit Length = 5.451 km

Start: 11:58 Flag 13:00 End: 13:07

Blancpain GT World Challenge Asia

RACE 2 - SECTOR ANALYSIS



SECTOR 1 = FL to I1, SECTOR 2 = I1 to I2 SECTOR 3 = I2 to I3, SECTOR 4 = I3 to FL, DIFF = Difference To Personal Best Lap, P = Crossed Finish Line in Pit Lane, D = Time Disallowed

P17 66 GT3AM Team iRace.Win				Mercedes-AMG GT3				
IDEAL LAP TIME : 2:09.488		BEST LAP TIME : 2:09.604		DIFFERENCE : 0.116				
D1: Nan LIN		D2: Heng MIN						
LAP	SECTOR 1	SECTOR 2	SECTOR 3	SPEED TRAP	LAP TIME	KPH	DIFF	TIME OF DAY
1 - D2		1:13.468	38.503	258.9	2:47.808	116.94	38.204	12:01:10.322
2 - D2	44.347	48.101	38.202	262.7	2:10.650	150.19	1.046	12:03:20.972
3 - D2	45.268	55.156	43.183	210.9	2:23.607	136.64	14.003	12:05:44.579
4 - D2	51.487	54.426	48.564	211.7	2:34.477	127.03	24.873	12:08:19.056
5 - D2	1:00.469	59.207	51.168	148.1	2:50.844	114.86	41.240	12:11:09.900
6 - D2	45.651	48.516	38.174	262.1	2:12.341	148.28	2.737	12:13:22.241
7 - D2	44.257	47.747	37.600	262.7	2:09.604 (1)	151.47		12:15:31.845
8 - D2	44.367	47.791	37.484	264.0	2:09.642 (2)	151.36	0.038	12:17:41.487
9 - D2	45.061	49.497	38.044	263.4	2:12.602	147.98	2.998	12:19:54.089
10 - D2	44.734	48.155	37.603	263.4	2:10.492	150.38	0.888	12:22:04.581
11 - D2	44.684	48.025	37.890	262.1	2:10.599	150.25	0.995	12:24:15.180
12 - D2	44.453	47.820	37.707	262.7	2:09.980 (3)	150.97	0.376	12:26:25.160
13 - D2	44.488	48.006	37.725	262.7	2:10.219	150.69	0.615	12:28:35.379
14 - D2	44.567	47.948	IN PIT	262.7	2:17.077 P	143.15	7.473	12:30:52.456
15 - D1	OUTLAP	50.566	38.707	262.7	3:44.749	87.31	1:35.145	12:34:37.205
16 - D1	46.464	50.343	39.117	261.5	2:15.924	144.37	6.320	12:36:53.129
17 - D1	46.734	50.706	38.782	264.7	2:16.222	144.05	6.618	12:39:09.351
18 - D1	46.777	51.012	40.066	266.6	2:17.855	142.34	8.251	12:41:27.206
19 - D1	46.467	52.332	39.730	264.0	2:18.529	141.65	8.925	12:43:45.735
20 - D1	46.946	52.259	39.559	261.5	2:18.764	141.41	9.160	12:46:04.499
21 - D1	47.229	51.351	39.203	260.2	2:17.783	142.42	8.179	12:48:22.282
22 - D1	46.889	50.504	38.746	262.1	2:16.139	144.14	6.535	12:50:38.421
23 - D1	46.896	51.121	39.115	262.1	2:17.132	143.10	7.528	12:52:55.553
24 - D1	46.379	51.662	39.103	261.5	2:17.144	143.08	7.540	12:55:12.697
25 - D1	46.405	50.451	38.746	264.0	2:15.602	144.71	5.998	12:57:28.299
26 - D1	46.995	51.188	39.044	261.5	2:17.227	143.00	7.623	12:59:45.526
27 - D1	47.486	50.755	39.293	260.8	2:17.534	142.68	7.930	13:02:03.060

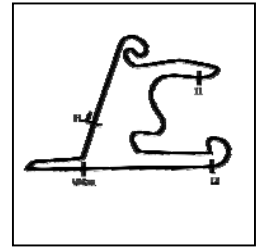
P18 55 GT3PA Craft-Bamboo Racing				Mercedes-AMG GT3				
IDEAL LAP TIME : 2:08.248		BEST LAP TIME : 2:08.377		DIFFERENCE : 0.129				
D1: Daniel AU		D2: Melvin MOH						
LAP	SECTOR 1	SECTOR 2	SECTOR 3	SPEED TRAP	LAP TIME	KPH	DIFF	TIME OF DAY
1 - D2		47.760	37.687	264.0	2:18.179	142.01	9.802	12:00:40.693
2 - D2	43.881	46.947	37.549	263.4	2:08.377 (1)	152.85		12:02:49.070
3 - D2	43.897	47.372	40.132	224.0	2:11.401	149.34	3.024	12:05:00.471
4 - D2	55.225	1:04.543	1:06.761	117.6	3:06.529	105.20	58.152	12:08:07.000
5 - D2	57.440	1:01.087	53.994	111.9	2:52.521	113.74	44.144	12:10:59.521
6 - D2	44.027	47.383	37.430	265.3	2:08.840	152.30	0.463	12:13:08.361
7 - D2	43.999	47.291	37.535	265.3	2:08.825 (3)	152.32	0.448	12:15:17.186
8 - D2	44.176	47.258	37.522	264.0	2:08.956	152.17	0.579	12:17:26.142
9 - D2	43.975	47.245	37.420	263.4	2:08.640 (2)	152.54	0.263	12:19:34.782
10 - D2	44.070	47.532	37.625	262.1	2:09.227	151.85	0.850	12:21:44.009
11 - D2	44.120	47.674	37.731	262.7	2:09.525	151.50	1.148	12:23:53.534
12 - D2	44.320	47.669	37.825	262.7	2:09.814	151.16	1.437	12:26:03.348
13 - D2	44.238	47.368	37.691	262.7	2:09.297	151.77	0.920	12:28:12.645
14 - D2	44.087	47.387	37.582	263.4	2:09.056	152.05	0.679	12:30:21.701
15 - D2	43.983	47.371	IN PIT	262.1	2:15.184 P	145.16	6.807	12:32:36.885
16 - D1	OUTLAP	50.963	39.101	257.7	3:42.608	88.15	1:34.231	12:36:19.493
17 - D1	46.915	52.280	39.328	257.7	2:18.523	141.66	10.146	12:38:38.016
18 - D1	49.412	54.825	40.308	255.3	2:24.545	135.76	16.168	12:41:02.561
19 - D1	48.700	53.874	40.463	256.5	2:23.037	137.19	14.660	12:43:25.598
20 - D1	48.194	54.788	40.779	254.1	2:23.761	136.50	15.384	12:45:49.359
21 - D1	48.723	54.942	40.488	254.1	2:24.153	136.13	15.776	12:48:13.512
22 - D1	48.250	53.897	39.551	255.9	2:21.698	138.48	13.321	12:50:35.210
23 - D1	48.437	54.664	39.795	255.3	2:22.896	137.32	14.519	12:52:58.106
24 - D1	47.773	54.530	39.935	257.1	2:22.238	137.96	13.861	12:55:20.344
25 - D1	48.594	55.660	40.830	255.3	2:25.084	135.25	16.707	12:57:45.428
26 - D1	49.084	56.689	42.558	234.2	2:28.331	132.29	19.954	13:00:13.759

Weather / Track : Bright / Dry

Shanghai
Circuit Length = 5.451 km
Start: 11:58 Flag 13:00 End: 13:07

Blancpain GT World Challenge Asia

RACE 2 - SECTOR ANALYSIS



SECTOR 1 = FL to I1, SECTOR 2 = I1 to I2 SECTOR 3 = I2 to I3, SECTOR 4 = I3 to FL, DIFF = Difference To Personal Best Lap, P = Crossed Finish Line in Pit Lane, D = Time Disallowed

P19 7 GT3AM Zun Motorsport Crew			Mercedes-AMG GT3					
IDEAL LAP TIME : 2:10.832		BEST LAP TIME : 2:11.254		DIFFERENCE : 0.422				
D1: Yi Ming LIN		D2: Ka Chun MA						
LAP	SECTOR 1	SECTOR 2	SECTOR 3	SPEED TRAP	LAP TIME	KPH	DIFF	TIME OF DAY
1 - D2		50.547	38.713	259.6	2:25.574	134.80	14.320	12:00:48.088
2 - D2	44.758	48.499	38.104	259.6	2:11.361 (2)	149.38	0.107	12:02:59.449
3 - D2	44.904	49.147	38.374	257.7	2:12.425	148.18	1.171	12:05:11.874
4 - D2	51.957	1:03.664	1:08.137	93.2	3:03.758	106.79	52.504	12:08:15.632
5 - D2	58.239	58.666	52.230	128.2	2:49.135	116.02	37.881	12:11:04.767
6 - D2	46.511	47.993	38.191	260.2	2:12.695	147.88	1.441	12:13:17.462
7 - D2	45.120	47.970	38.164	258.3	2:11.254 (1)	149.50		12:15:28.716
8 - D2	45.333	48.542	38.206	257.7	2:12.081 (3)	148.57	0.827	12:17:40.797
9 - D2	45.825	49.376	1:11.261	259.6	2:46.462	117.88	35.208	12:20:27.259
10 - D2	45.871	48.723	38.565	256.5	2:13.159	147.36	1.905	12:22:40.418
11 - D2	45.164	48.425	38.737	256.5	2:12.326	148.29	1.072	12:24:52.744
12 - D2	1:10.930	48.455	38.513	256.5	2:37.898	124.28	26.644	12:27:30.642
13 - D2	45.294	49.016	IN PIT	257.7	2:19.973 P	140.19	8.719	12:29:50.615
14 - D1	OUTLAP	52.319	39.275	254.7	3:46.375	86.68	1:35.121	12:33:36.990
15 - D1	47.610	51.506	39.114	255.3	2:18.230	141.96	6.976	12:35:55.220
16 - D1	46.092	50.629	38.710	256.5	2:15.431	144.89	4.177	12:38:10.651
17 - D1	46.612	50.264	39.106	257.7	2:15.982	144.31	4.728	12:40:26.633
18 - D1	46.604	55.354	39.409	257.7	2:21.367	138.81	10.113	12:42:48.000
19 - D1	46.342	50.025	39.018	257.1	2:15.385	144.94	4.131	12:45:03.385
20 - D1	46.412	50.514	38.988	257.1	2:15.914	144.38	4.660	12:47:19.299
21 - D1	1:06.548	50.621	39.071	257.7	2:36.240	125.59	24.986	12:49:55.539
22 - D1	46.873	50.368	39.655	257.7	2:16.896	143.34	5.642	12:52:12.435
23 - D1	46.475	52.325	39.871	254.1	2:18.671	141.51	7.417	12:54:31.106
24 - D1	47.580	50.422	39.334	255.9	2:17.336	142.88	6.082	12:56:48.442
25 - D1	47.475	51.009	39.738	255.9	2:18.222	141.97	6.968	12:59:06.664
26 - D1	46.491	50.268	38.960	256.5	2:15.719	144.58	4.465	13:01:22.383

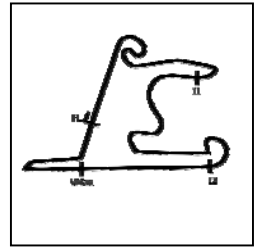
P20 82 GT4AM BMW Team Studie			BMW M4 GT4					
IDEAL LAP TIME : 2:20.127		BEST LAP TIME : 2:20.127		DIFFERENCE : 0.000				
D2: Sunako JUKUCHOU								
LAP	SECTOR 1	SECTOR 2	SECTOR 3	SPEED TRAP	LAP TIME	KPH	DIFF	TIME OF DAY
1 - D2		53.216	41.129	249.4	2:33.066	128.20	12.939	12:00:55.580
2 - D2	47.917	51.477	40.733	246.5	2:20.127 (1)	140.04		12:03:15.707
3 - D2	48.010	55.703	43.164	225.4	2:26.877	133.60	6.750	12:05:42.584
4 - D2	50.101	54.645	50.524	190.1	2:35.270	126.38	15.143	12:08:17.854
5 - D2	59.126	59.456	51.710	175.3	2:50.292	115.23	30.165	12:11:08.146
6 - D2	48.392	51.803	40.836	243.7	2:21.031 (2)	139.14	0.904	12:13:29.177
7 - D2	48.158	52.055	40.915	244.8	2:21.128 (3)	139.04	1.001	12:15:50.305
8 - D2	48.251	51.948	41.153	243.7	2:21.352	138.82	1.225	12:18:11.657
9 - D2	48.355	52.109	40.974	243.7	2:21.438	138.74	1.311	12:20:33.095
10 - D2	48.367	52.137	41.932	243.7	2:22.436	137.77	2.309	12:22:55.531
11 - D2	49.151	52.116	41.174	246.0	2:22.441	137.76	2.314	12:25:17.972
12 - D2	48.604	52.204	40.906	246.5	2:21.714	138.47	1.587	12:27:39.686
13 - D2	48.379	52.434	IN PIT	246.0	2:29.429 P	131.32	9.302	12:30:09.115
14 - D2	OUTLAP	52.899	41.413	242.6	4:07.371	79.32	1:47.244	12:34:16.486
15 - D2	48.616	52.086	41.743	244.3	2:22.445	137.76	2.318	12:36:38.931
16 - D2	48.729	52.046	40.880	247.1	2:21.655	138.53	1.528	12:39:00.586
17 - D2	48.284	52.015	40.964	246.0	2:21.263	138.91	1.136	12:41:21.849
18 - D2	48.351	52.156	40.944	246.0	2:21.451	138.73	1.324	12:43:43.300
19 - D2	48.410	52.464	41.151	245.4	2:22.025	138.17	1.898	12:46:05.325
20 - D2	48.676	51.976	40.886	246.5	2:21.538	138.64	1.411	12:48:26.863
21 - D2	48.628	52.588	41.518	242.6	2:22.734	137.48	2.607	12:50:49.597
22 - D2	48.339	52.483	41.223	246.0	2:22.045	138.15	1.918	12:53:11.642
23 - D2	48.377	52.697	41.207	244.3	2:22.281	137.92	2.154	12:55:33.923
24 - D2	48.479	52.438	41.284	243.7	2:22.201	137.99	2.074	12:57:56.124
25 - D2	49.422	52.731	41.633	244.3	2:23.786	136.47	3.659	13:00:19.910

Weather / Track : Bright / Dry

Shanghai
Circuit Length = 5.451 km
Start: 11:58 Flag 13:00 End: 13:07

Blancpain GT World Challenge Asia

RACE 2 - SECTOR ANALYSIS



SECTOR 1 = FL to I1, SECTOR 2 = I1 to I2 SECTOR 3 = I2 to I3, SECTOR 4 = I3 to FL, DIFF = Difference To Personal Best Lap, P = Crossed Finish Line in Pit Lane, D = Time Disallowed

P21 111 GT4AM Team iRace.Win				Mercedes-AMG GT4				
IDEAL LAP TIME : 2:19.937		BEST LAP TIME : 2:19.958		DIFFERENCE : 0.021				
D1: Setiawan SANTOSO		D2: Ringo CHONG						
LAP	SECTOR 1	SECTOR 2	SECTOR 3	SPEED TRAP	LAP TIME	KPH	DIFF	TIME OF DAY
1 - D2		55.036	41.797	242.1	2:35.277	126.37	15.319	12:00:57.791
2 - D2	48.170	52.716	41.235	245.4	2:22.121	138.07	2.163	12:03:19.912
3 - D2	47.888	55.749	42.491	234.7	2:26.128	134.29	6.170	12:05:46.040
4 - D2	51.099	54.416	49.018	204.9	2:34.533	126.98	14.575	12:08:20.573
5 - D2	1:00.015	59.441	51.055	159.2	2:50.511	115.08	30.553	12:11:11.084
6 - D2	48.340	51.680	41.443	249.4	2:21.463	138.71	1.505	12:13:32.547
7 - D2	48.667	51.706	40.818	247.1	2:21.191	138.98	1.233	12:15:53.738
8 - D2	47.683	51.986	41.203	244.3	2:20.872 (3)	139.30	0.914	12:18:14.610
9 - D2	47.551	51.568	40.839	246.5	2:19.958 (1)	140.21		12:20:34.568
10 - D2	47.786	51.679	41.653	247.1	2:21.118	139.05	1.160	12:22:55.686
11 - D2	48.175	51.703	41.044	243.7	2:20.922	139.25	0.964	12:25:16.608
12 - D2	48.318	51.930	41.046	245.4	2:21.294	138.88	1.336	12:27:37.902
13 - D2	47.766	51.868	40.965	245.4	2:20.599 (2)	139.57	0.641	12:29:58.501
14 - D2	48.261	53.500	IN PIT	246.5	2:29.767 P	131.02	9.809	12:32:28.268
15 - D1	OUTLAP	52.968	41.886	246.0	4:04.873	80.13	1:44.915	12:36:33.141
16 - D1	48.779	52.871	41.351	246.5	2:23.001	137.22	3.043	12:38:56.142
17 - D1	48.621	52.638	41.318	246.0	2:22.577	137.63	2.619	12:41:18.719
18 - D1	49.178	52.527	41.489	246.0	2:23.194	137.04	3.236	12:43:41.913
19 - D1	48.449	51.794	41.405	244.8	2:21.648	138.53	1.690	12:46:03.561
20 - D1	48.798	52.152	41.235	246.0	2:22.185	138.01	2.227	12:48:25.746
21 - D1	49.272	53.044	42.136	241.6	2:24.452	135.84	4.494	12:50:50.198
22 - D1	49.220	53.228	41.258	246.5	2:23.706	136.55	3.748	12:53:13.904
23 - D1	49.039	52.507	41.454	246.0	2:23.000	137.22	3.042	12:55:36.904
24 - D1	48.569	53.440	42.620	245.4	2:24.629	135.68	4.671	12:58:01.533
25 - D1	49.241	52.835	41.471	245.4	2:23.547	136.70	3.589	13:00:25.080

P22 199 GT4AM Team iRace.Win				Mercedes-AMG GT4				
IDEAL LAP TIME : 2:20.746		BEST LAP TIME : 2:20.895		DIFFERENCE : 0.149				
D1: Keo CHANG		D2: Joe CHI						
LAP	SECTOR 1	SECTOR 2	SECTOR 3	SPEED TRAP	LAP TIME	KPH	DIFF	TIME OF DAY
1 - D2		53.063	41.447	242.6	2:32.846	128.38	11.951	12:00:55.360
2 - D2	48.668	52.500	41.514	246.0	2:22.682	137.53	1.787	12:03:18.042
3 - D2	48.572	55.375	43.209	213.0	2:27.156	133.35	6.261	12:05:45.198
4 - D2	51.388	54.482	48.522	208.0	2:34.392	127.10	13.497	12:08:19.590
5 - D2	1:00.259	59.495	51.373	156.9	2:51.127	114.67	30.232	12:11:10.717
6 - D2	47.894	51.859	41.142	249.4	2:20.895 (1)	139.27		12:13:31.612
7 - D2	1:05.253	52.219	41.142	245.4	2:38.614	123.71	17.719	12:16:10.226
8 - D2	48.086	52.172	41.242	245.4	2:21.500 (2)	138.68	0.605	12:18:31.726
9 - D2	48.241	52.365	40.993	245.4	2:21.599 (3)	138.58	0.704	12:20:53.325
10 - D2	48.103	52.589	41.254	246.0	2:21.946	138.24	1.051	12:23:15.271
11 - D2	48.721	52.888	IN PIT	245.4	2:28.635 P	132.02	7.740	12:25:43.906
12 - D1	OUTLAP	53.132	41.267	246.0	3:51.222	84.86	1:30.327	12:29:35.128
13 - D1	49.349	52.317	41.774	250.5	2:23.440	136.80	2.545	12:31:58.568
14 - D1	49.013	52.933	41.822	246.5	2:23.768	136.49	2.873	12:34:22.336
15 - D1	49.302	53.032	41.639	246.5	2:23.973	136.30	3.078	12:36:46.309
16 - D1	48.296	52.365	41.458	247.1	2:22.119	138.07	1.224	12:39:08.428
17 - D1	50.239	52.321	41.732	245.4	2:24.292	135.99	3.397	12:41:32.720
18 - D1	48.278	52.415	41.190	247.7	2:21.883	138.30	0.988	12:43:54.603
19 - D1	48.302	52.172	41.886	246.5	2:22.360	137.84	1.465	12:46:16.963
20 - D1	48.821	52.691	41.748	244.3	2:23.260	136.97	2.365	12:48:40.223
21 - D1	48.344	52.663	41.686	249.4	2:22.693	137.52	1.798	12:51:02.916
22 - D1	48.365	52.416	41.668	247.7	2:22.449	137.75	1.554	12:53:25.365
23 - D1	48.465	53.086	43.330	244.8	2:24.881	135.44	3.986	12:55:50.246
24 - D1	48.782	52.970	41.772	246.0	2:23.524	136.72	2.629	12:58:13.770
25 - D1	49.504	53.100	42.565	246.0	2:25.169	135.17	4.274	13:00:38.939

Weather / Track : Bright / Dry

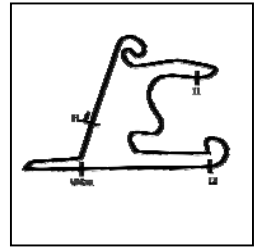
Shanghai

Circuit Length = 5.451 km

Start: 11:58 Flag 13:00 End: 13:07

Blancpain GT World Challenge Asia

RACE 2 - SECTOR ANALYSIS



SECTOR 1 = FL to I1, SECTOR 2 = I1 to I2 SECTOR 3 = I2 to I3, SECTOR 4 = I3 to FL, DIFF = Difference To Personal Best Lap, P = Crossed Finish Line in Pit Lane, D = Time Disallowed

P23 81 GT4AM BMW Team Studie				BMW M4 GT4				
IDEAL LAP TIME : 2:20.860		BEST LAP TIME : 2:21.396		DIFFERENCE : 0.536				
D2: Takayuki KINOSHITA								
LAP	SECTOR 1	SECTOR 2	SECTOR 3	SPEED TRAP	LAP TIME	KPH	DIFF	TIME OF DAY
1 - D2		53.028	41.141	244.8	2:32.071	129.04	10.675	12:00:54.585
2 - D2	48.059	51.941	41.595	242.6	2:21.595 (2)	138.58	0.199	12:03:16.180
3 - D2	48.269	56.379	43.287	216.4	2:27.935	132.65	6.539	12:05:44.115
4 - D2	51.656	54.411	48.441	219.0	2:34.508	127.00	13.112	12:08:18.623
5 - D2	1:00.483	59.157	51.459	153.4	2:51.099	114.69	29.703	12:11:09.722
6 - D2	48.419	51.785	41.192	245.4	2:21.396 (1)	138.78		12:13:31.118
7 - D2	48.385	52.283	41.040	245.4	2:21.708	138.47	0.312	12:15:52.826
8 - D2	48.241	52.924	41.326	248.2	2:22.491	137.71	1.095	12:18:15.317
9 - D2	48.127	52.212	41.286	246.0	2:21.625 (3)	138.56	0.229	12:20:36.942
10 - D2	48.035	52.509	41.337	243.7	2:21.881	138.31	0.485	12:22:58.823
11 - D2	48.697	52.528	41.471	244.8	2:22.696	137.52	1.300	12:25:21.519
12 - D2	48.823	53.061	IN PIT	244.3	2:31.332 P	129.67	9.936	12:27:52.851
13 - D2	OUTLAP	52.598	41.724	242.1	3:59.147	82.05	1:37.751	12:31:51.998
14 - D2	50.166	52.763	42.507	242.1	2:25.436	134.92	4.040	12:34:17.434
15 - D2	49.031	52.272	41.276	245.4	2:22.579	137.63	1.183	12:36:40.013
16 - D2	49.023	52.594	41.213	247.1	2:22.830	137.39	1.434	12:39:02.843
17 - D2	48.463	52.207	41.188	247.7	2:21.858	138.33	0.462	12:41:24.701
18 - D2	48.652	53.396	41.164	246.5	2:23.212	137.02	1.816	12:43:47.913
19 - D2	48.669	52.551	41.746	244.8	2:22.966	137.26	1.570	12:46:10.879
20 - D2	49.057	1:06.376	42.329	242.1	2:37.762	124.38	16.366	12:48:48.641
21 - D2	48.881	52.736	41.610	245.4	2:23.227	137.01	1.831	12:51:11.868
22 - D2	48.864	53.529	42.502	244.3	2:24.895	135.43	3.499	12:53:36.763
23 - D2	49.519	53.887	42.293	243.7	2:25.699	134.68	4.303	12:56:02.462
24 - D2	50.527	53.426	42.061	243.2	2:26.014	134.39	4.618	12:58:28.476
25 - D2	49.275	53.842	42.041	243.7	2:25.158	135.18	3.762	13:00:53.634

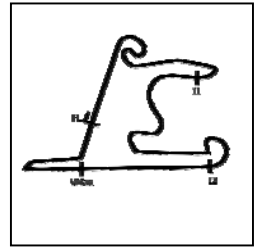
P24 11 GT4AM GTO Racing with TTR				Mercedes-AMG GT4				
IDEAL LAP TIME : 2:20.809		BEST LAP TIME : 2:21.542		DIFFERENCE : 0.733				
D1: Brian LEE D2: Tony FONG								
LAP	SECTOR 1	SECTOR 2	SECTOR 3	SPEED TRAP	LAP TIME	KPH	DIFF	TIME OF DAY
1 - D2		53.858	41.663	244.3	2:35.050	126.56	13.508	12:00:57.564
2 - D2	48.484	52.758	41.603	245.4	2:22.845	137.37	1.303	12:03:20.409
3 - D2	48.508	54.922	43.199	234.7	2:26.629	133.83	5.087	12:05:47.038
4 - D2	50.806	54.422	48.717	202.6	2:33.945	127.47	12.403	12:08:20.983
5 - D2	1:00.113	59.704	51.573	154.7	2:51.390	114.49	29.848	12:11:12.373
6 - D2	48.705	52.360	41.146	246.5	2:22.211	137.98	0.669	12:13:34.584
7 - D2	48.562	52.298	41.361	244.3	2:22.221	137.97	0.679	12:15:56.805
8 - D2	48.760	52.400	43.280	243.2	2:24.440	135.85	2.898	12:18:21.245
9 - D2	48.589	52.932	41.502	242.6	2:23.023	137.20	1.481	12:20:44.268
10 - D2	48.662	52.975	41.677	242.6	2:23.314	136.92	1.772	12:23:07.582
11 - D2	48.665	53.014	IN PIT	243.2	2:30.656 P	130.25	9.114	12:25:38.238
12 - D1	OUTLAP	53.499	41.344	243.7	3:57.745	82.54	1:36.203	12:29:35.983
13 - D1	48.470	51.866	41.686	243.2	2:22.022	138.17	0.480	12:31:58.005
14 - D1	48.381	52.470	41.044	245.4	2:21.895	138.29	0.353	12:34:19.900
15 - D1	48.216	53.712	41.749	242.1	2:23.677	136.58	2.135	12:36:43.577
16 - D1	48.578	51.956	41.215	243.7	2:21.749 (3)	138.43	0.207	12:39:05.326
17 - D1	47.899	52.191	41.630	245.4	2:21.720 (2)	138.46	0.178	12:41:27.046
18 - D1	48.982	52.093	41.061	246.5	2:22.136	138.06	0.594	12:43:49.182
19 - D1	48.169	52.434	41.667	246.0	2:22.270	137.93	0.728	12:46:11.452
20 - D1	48.766	55.640	41.569	240.0	2:25.975	134.43	4.433	12:48:37.427
21 - D1	48.239	52.185	41.708	243.2	2:22.132	138.06	0.590	12:50:59.559
22 - D1	48.393	52.535	41.162	242.6	2:22.090	138.10	0.548	12:53:21.649
23 - D1	48.127	52.162	41.253	243.7	2:21.542 (1)	138.64		12:55:43.191
24 - D1	48.846	53.006	41.416	243.2	2:23.268	136.97	1.726	12:58:06.459

Weather / Track : Bright / Dry

Shanghai
Circuit Length = 5.451 km
Start: 11:58 Flag 13:00 End: 13:07

Blancpain GT World Challenge Asia

RACE 2 - SECTOR ANALYSIS



SECTOR 1 = FL to I1, SECTOR 2 = I1 to I2 SECTOR 3 = I2 to I3, SECTOR 4 = I3 to FL, DIFF = Difference To Personal Best Lap, P = Crossed Finish Line in Pit Lane, D = Time Disallowed

P25 911 GT3S Absolute Racing				Porsche 911 GT3 R				
IDEAL LAP TIME : 2:08.229		BEST LAP TIME : 2:08.637		DIFFERENCE : 0.408				
D1: Tanart SATHIENTHIRAKULI		D2: Philip HAMPRECHT						
LAP	SECTOR 1	SECTOR 2	SECTOR 3	SPEED TRAP	LAP TIME	KPH	DIFF	TIME OF DAY
1 - D2		48.187	37.881	266.0	2:17.532	142.68	8.895	12:00:40.046
2 - D2	43.747	47.245	37.666	260.2	2:08.658 (2)	152.52	0.021	12:02:48.704
3 - D2	43.835	47.460	39.510	255.9	2:10.805	150.02	2.168	12:04:59.509
4 - D2	55.119	1:04.443	1:07.020	123.8	3:06.582	105.17	57.945	12:08:06.091
5 - D2	57.347	1:01.096	54.206	106.8	2:52.649	113.66	44.012	12:10:58.740
6 - D2	44.095	47.695	37.237	266.6	2:09.027	152.08	0.390	12:13:07.767
7 - D2	43.808	47.609	37.582	263.4	2:08.999	152.12	0.362	12:15:16.766
8 - D2	43.849	47.390	37.398	263.4	2:08.637 (1)	152.55		12:17:25.403
9 - D2	43.940	47.425	37.440	266.6	2:08.805 (3)	152.35	0.168	12:19:34.208
10 - D2	44.133	47.538	37.544	262.7	2:09.215	151.86	0.578	12:21:43.423
11 - D2	44.244	47.749	37.741	259.6	2:09.734	151.26	1.097	12:23:53.157
12 - D2	44.129	47.921	IN PIT	263.4	2:14.986 P	145.37	6.349	12:26:08.143
13 - D1	OUTLAP	48.417	37.427	265.3	4:27.328	73.40	2:18.691	12:30:35.471
14 - D1	44.485	47.787	37.668	264.7	2:09.940	151.02	1.303	12:32:45.411
15 - D1	43.857	47.498	37.598	262.1	2:08.953	152.17	0.316	12:34:54.364
16 - D1	43.829	47.529	37.664	263.4	2:09.022	152.09	0.385	12:37:03.386
17 - D1	44.230	47.665	37.573	264.7	2:09.468	151.57	0.831	12:39:12.854
18 - D1	44.275	48.180	37.814	269.3	2:10.269	150.63	1.632	12:41:23.123
19 - D1	45.163	48.048	37.537	266.6	2:10.748	150.08	2.111	12:43:33.871
20 - D1	44.828	52.476	IN PIT	131.2	2:49.029 P	116.09	40.392	12:46:22.900

P26 27 GT3S HubAuto Corsa				Ferrari 488 GT3				
IDEAL LAP TIME : 2:08.035		BEST LAP TIME : 2:08.090		DIFFERENCE : 0.055				
D1: Yuya SAKAMOTO		D2: Marcos GOMES						
LAP	SECTOR 1	SECTOR 2	SECTOR 3	SPEED TRAP	LAP TIME	KPH	DIFF	TIME OF DAY
1 - D2		48.044	37.877	266.0	2:19.200	140.97	11.110	12:00:41.714
2 - D2	44.225	47.842	37.421	268.6	2:09.488	151.54	1.398	12:02:51.202
3 - D2	43.994	47.208	40.996	198.1	2:12.198	148.44	4.108	12:05:03.400
4 - D2	53.861	1:04.705	1:07.364	113.9	3:05.930	105.54	57.840	12:08:09.330
5 - D2	57.479	1:00.079	53.485	112.6	2:51.043	114.72	42.953	12:11:00.373
6 - D2	44.363	47.517	37.422	267.3	2:09.302	151.76	1.212	12:13:09.675
7 - D2	43.940	47.507	37.504	267.3	2:08.951	152.17	0.861	12:15:18.626
8 - D2	44.204	47.347	37.566	266.6	2:09.117	151.98	1.027	12:17:27.743
9 - D2	43.965	47.279	37.539	267.3	2:08.783 (3)	152.37	0.693	12:19:36.526
10 - D2	44.190	47.476	37.583	266.0	2:09.249	151.82	1.159	12:21:45.775
11 - D2	43.982	47.537	IN PIT	266.6	2:15.733 P	144.57	7.643	12:24:01.508
12 - D1	OUTLAP	47.965	38.027	256.5	22:38.442	14.44	20:30.352	12:46:39.950
13 - D1	44.069	47.444	37.516	264.0	2:09.029	152.08	0.939	12:48:48.979
14 - D1	43.793	47.922	37.362	265.3	2:09.077	152.03	0.987	12:50:58.056
15 - D1	43.807	47.819	37.271	264.0	2:08.897	152.24	0.807	12:53:06.953
16 - D1	43.839	47.505	37.519	264.7	2:08.863	152.28	0.773	12:55:15.816
17 - D1	43.730	47.714	37.423	261.5	2:08.867	152.27	0.777	12:57:24.683
18 - D1	43.683	47.081	37.326	266.0	2:08.090 (1)	153.20		12:59:32.773
19 - D1	43.752	47.096	37.407	263.4	2:08.255 (2)	153.00	0.165	13:01:41.028

P27 4 GT3S Zun Motorsport Crew				Mercedes-AMG GT3				
IDEAL LAP TIME : 2:10.924		BEST LAP TIME : 2:10.924		DIFFERENCE : 0.000				
D1: Adderly FONG		D2: Josh BURDON						
LAP	SECTOR 1	SECTOR 2	SECTOR 3	SPEED TRAP	LAP TIME	KPH	DIFF	TIME OF DAY
1 - D2		1:24.451	41.026	192.8	2:59.674 (3)	109.21	48.750	12:01:22.188
2 - D2	44.269	47.811	38.844	231.2	2:10.924 (1)	149.88		12:03:33.112
3 - D2	46.146	48.205	40.572	226.4	2:14.923 (2)	145.44	3.999	12:05:48.035
4 - D2	50.276	54.478	IN PIT	204.5	2:34.468 P	127.03	23.544	12:08:22.503

Weather / Track : Bright / Dry

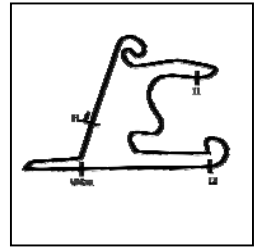
Shanghai

Circuit Length = 5.451 km

Start: 11:58 Flag 13:00 End: 13:07

Blancpain GT World Challenge Asia

RACE 2 - SECTOR ANALYSIS



SECTOR 1 = FL to I1, SECTOR 2 = I1 to I2 SECTOR 3 = I2 to I3, SECTOR 4 = I3 to FL, DIFF = Difference To Personal Best Lap, P = Crossed Finish Line in Pit Lane, D = Time Disallowed

P28 77 GT4AM Craft-Bamboo Racing

Mercedes-AMG GT4

IDEAL LAP TIME : 2:27.508

BEST LAP TIME : 2:37.910

DIFFERENCE : 10.402

D1: Jean-Marc MERLIN

D2: Douglas KHOO

LAP	SECTOR 1	SECTOR 2	SECTOR 3	SPEED TRAP	LAP TIME	KPH	DIFF	TIME OF DAY
1 - D2		54.997	42.766	241.0	2:37.910 (1)	124.27		12:01:00.424

Weather / Track : Bright / Dry

Results can be found at www.tsl-timing.com

Page 22 of 22

Shanghai

Circuit Length = 5.451 km

Start: 11:58 Flag 13:00 End: 13:07

Printed - 13:14 Saturday, 28 September 2019

Blancpain GT World Challenge Asia

RACE 2 - STATISTICS

Competitors Started 28
Planned Start 2019-09-28 @ 11:55:00.000
Actual Start 2019-09-28 @ 11:58:22.513
Finish Time 2019-09-28 @ 13:00:04.963
Track Length 5.451km
Total Laps 680
Total Distance Covered 3706.680km

Session Fastest Lap History

NO	CL	NAME	LAP TIME	TIME OF DAY	LAP	VEHICLE
910	GT3PA	JRM <i>C. VAN DER DRIFT</i>	2:12.081	12:00:34.615	1	Porsche 911 GT3 R
910	GT3PA	JRM <i>C. VAN DER DRIFT</i>	2:06.534	12:02:41.149	2	Porsche 911 GT3 R

Session Leader History

NO	CL	NAME	FROM LAP	LAPS LED	DISTANCE	VEHICLE
910	GT3PA	JRM <i>C. VAN DER DRIFT</i>	1	15	81.76 km	Porsche 911 GT3 R
888	GT3PA	Triple Eight Race Engineering Australia <i>S. VAN GISBERGEN</i>	16	1	5.45 km	Mercedes-AMG GT3
910	GT3PA	JRM <i>C. LI</i>	17	3	16.35 km	Porsche 911 GT3 R
912	GT3S	Absolute Racing <i>Y. BO</i>	20	8	43.60 km	Porsche 911 GT3 R

Flag History

TYPE	TIME OF DAY
GREEN	11:58:22.513
SAFETY	12:04:15.821
GREEN	12:10:54.481
FINISH	13:00:04.963

Flag Statistics

TYPE	COUNT	TOTAL LAPS	TOTAL TIME
Green	2	25	1:02:27.181
Red	0	0	0.000
Safety Car	1	2	6:38.660
FCY	0	0	0.000

Weather / Track : Bright / Dry

Shanghai
Circuit Length = 5.451 km
Start: 11:58 Flag 13:00 End: 13:07

Blancpain GT World Challenge Asia

RACE 2 - STATISTICS

CLASS : GT3S

8 Starters

Fastest Lap History

NO	NAME	LAP TIME	TIME OF DAY	LAP	VEHICLE
912	Absolute Racing <i>L. HONGLI</i>	2:15.406	12:00:37.940	1	Porsche 911 GT3 R
912	Absolute Racing <i>L. HONGLI</i>	2:07.939	12:02:45.881	2	Porsche 911 GT3 R

Leader History

NO	NAME	FROM LAP	LAPS LED	DISTANCE	VEHICLE
912	Absolute Racing <i>L. HONGLI</i>	1	14	76.31 km	Porsche 911 GT3 R
912	Absolute Racing <i>Y. BO</i>	15	13	70.86 km	Porsche 911 GT3 R

Blancpain GT World Challenge Asia

RACE 2 - STATISTICS

CLASS : GT3PA

10 Starters

Fastest Lap History

NO	NAME	LAP TIME	TIME OF DAY	LAP	VEHICLE
910	JRM <i>C. VAN DER DRIFT</i>	2:12.081	12:00:34.615	1	Porsche 911 GT3 R
910	JRM <i>C. VAN DER DRIFT</i>	2:06.534	12:02:41.149	2	Porsche 911 GT3 R

Leader History

NO	NAME	FROM LAP	LAPS LED	DISTANCE	VEHICLE
910	JRM <i>C. VAN DER DRIFT</i>	1	15	81.76 km	Porsche 911 GT3 R
888	Triple Eight Race Engineering Australia <i>S. VAN GISBERGEN</i>	16	1	5.45 km	Mercedes-AMG GT3
910	JRM <i>C. LI</i>	17	3	16.35 km	Porsche 911 GT3 R
88	Craft-Bamboo Racing <i>J. LEE</i>	20	4	21.80 km	Mercedes-AMG GT3
666	Vincenzo Sospiri Racing <i>A. AU</i>	24	1	5.45 km	Lamborghini Huracan GT3 EVO
88	Craft-Bamboo Racing <i>J. LEE</i>	25	3	16.35 km	Mercedes-AMG GT3

Weather / Track : Bright / Dry

Shanghai
Circuit Length = 5.451 km
Start: 11:58 Flag 13:00 End: 13:07

Blancpain GT World Challenge Asia

RACE 2 - STATISTICS

CLASS : GT3AM

4 Starters

Fastest Lap History

NO	NAME	LAP TIME	TIME OF DAY	LAP	VEHICLE
51	AMAC Motorsport <i>W. PORTER</i>	2:24.086	12:00:46.612	1	Lamborghini Huracan GT3 EVO
51	AMAC Motorsport <i>W. PORTER</i>	2:10.279	12:02:56.804	2	Lamborghini Huracan GT3 EVO
5	Phantom Pro Racing <i>W. LU</i>	2:09.998	12:02:57.486	2	Mercedes-AMG GT3
66	Team iRace.Win <i>H. MIN</i>	2:09.604	12:15:31.863	7	Mercedes-AMG GT3

Leader History

NO	NAME	FROM LAP	LAPS LED	DISTANCE	VEHICLE
51	AMAC Motorsport <i>W. PORTER</i>	1	15	81.76 km	Lamborghini Huracan GT3 EVO
5	Phantom Pro Racing <i>C. CHIA</i>	16	12	65.41 km	Mercedes-AMG GT3

Weather / Track : Bright / Dry

Results can be found at www.tsl-timing.com

Page 4 of 5

Shanghai

Circuit Length = 5.451 km

Start: 11:58 Flag 13:00 End: 13:07

Printed - 13:15 Saturday, 28 September 2019

Blancpain GT World Challenge Asia

RACE 2 - STATISTICS

CLASS : GT4AM

6 Starters

Fastest Lap History

NO	NAME	LAP TIME	TIME OF DAY	LAP	VEHICLE
81	BMW Team Studie <i>T. KINOSHITA</i>	2:32.071	12:00:54.600	1	BMW M4 GT4
82	BMW Team Studie <i>S. JUKUCHOU</i>	2:20.127	12:03:15.722	2	BMW M4 GT4
111	Team iRace.Win <i>R. CHONG</i>	2:19.958	12:20:34.589	9	Mercedes-AMG GT4

Leader History

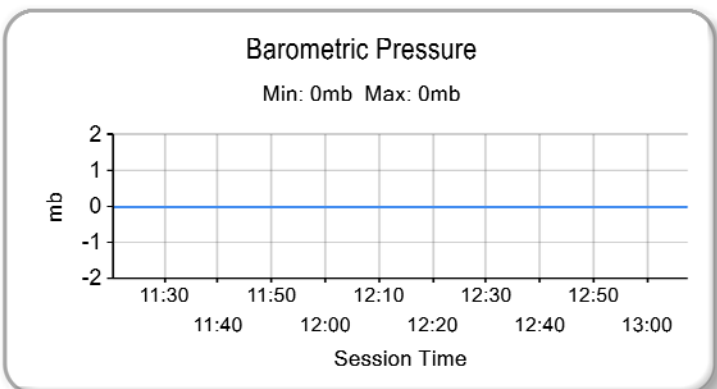
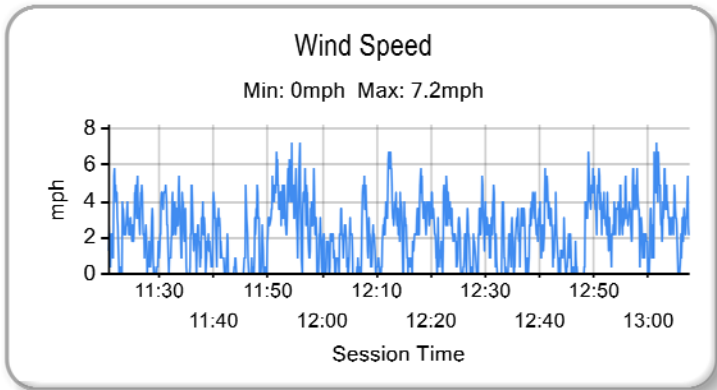
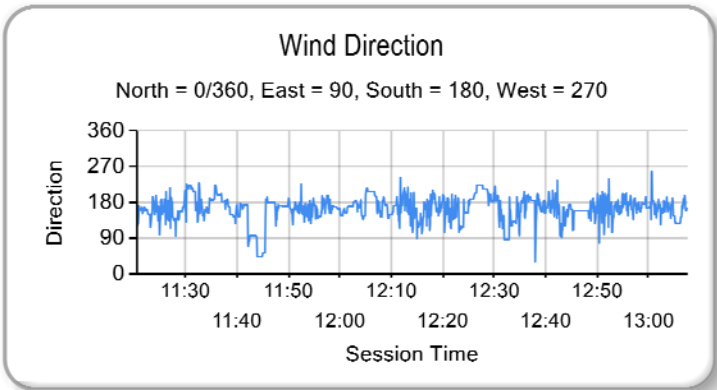
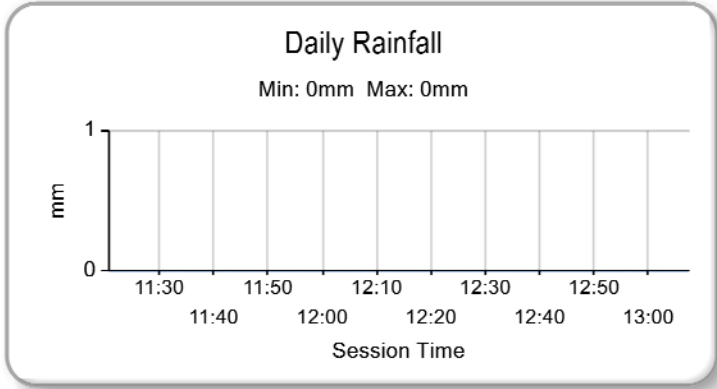
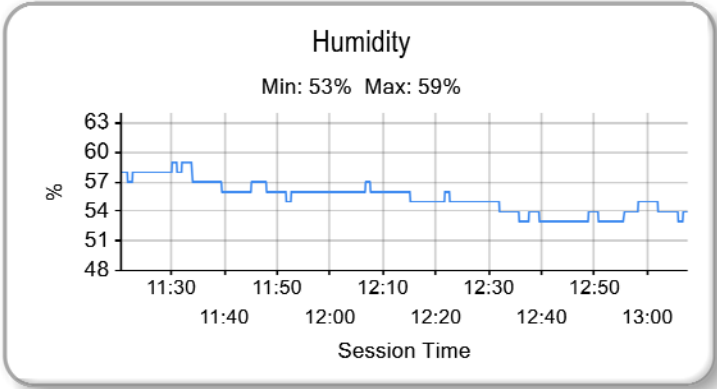
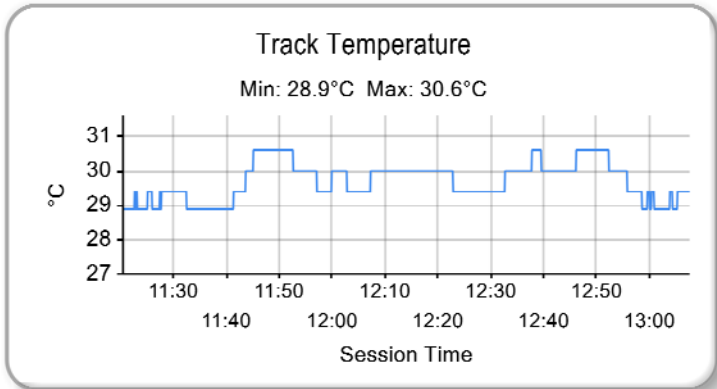
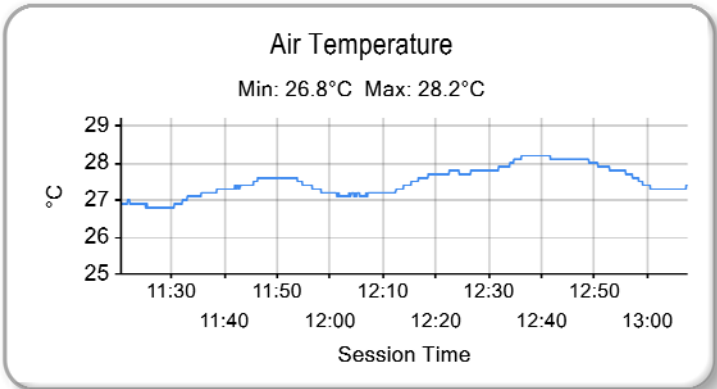
NO	NAME	FROM LAP	LAPS LED	DISTANCE	VEHICLE
81	BMW Team Studie <i>T. KINOSHITA</i>	1	1	5.45 km	BMW M4 GT4
82	BMW Team Studie <i>S. JUKUCHOU</i>	2	9	49.05 km	BMW M4 GT4
111	Team iRace.Win <i>R. CHONG</i>	11	4	21.80 km	Mercedes-AMG GT4
111	Team iRace.Win <i>S. SANTOSO</i>	15	6	32.70 km	Mercedes-AMG GT4
82	BMW Team Studie <i>S. JUKUCHOU</i>	21	5	27.25 km	BMW M4 GT4

Weather / Track : Bright / Dry

Shanghai
Circuit Length = 5.451 km
Start: 11:58 Flag 13:00 End: 13:07

Blancpain GT World Challenge Asia

RACE 2 - WEATHER CONDITIONS



Weather / Track : Bright / Dry

Results can be found at www.tsl-timing.com

Shanghai
 Circuit Length = 5.451 km
 Start: 11:58 Flag 13:00 End: 13:07

Printed - 13:26 Saturday, 28 September 2019