



SoFi Stadium



**LOS ANGELES
CHARGERS**

2021 MEDIA GUIDE



BACK TOGETHER



#BOLTUP FOR 2021



LOS ANGELES CHARGERS

2021 SCHEDULE

PRESEASON

WEEK	DATE	OPPONENT	TIME	NETWORK
1	Sat. Aug. 14	@ Rams	7:00 pm	CBS2 LA/App
2	Sun. Aug. 22	49ers	4:30 pm	CBS2 LA/App
3	Sat. Aug. 28	@ Seahawks	7:00 pm	CBS2 LA/App

REGULAR SEASON

WEEK	DATE	OPPONENT	TIME	NETWORK
1	Sun. Sept. 12	@ Washington	10:00 am	CBS/App
2	Sun. Sept. 19	COWBOYS	1:25 pm	CBS/App
3	Sun. Sept. 26	@ Chiefs	10:00 am	CBS/App
4	Mon. Oct. 4	RAIDERS	5:15 pm	ESPN/App
5	Sun. Oct. 10	BROWNS	1:05 pm	CBS/App
6	Sun. Oct. 17	@ Ravens	10:00 am	CBS/App
7		BYE		
8	Sun. Oct. 31	PATRIOTS	1:05 pm	CBS/App
9	Sun. Nov. 7	@ Eagles	1:05 pm	CBS/App
10	Sun. Nov. 14	VIKINGS	1:05 pm	FOX/App
11	Sun. Nov. 21	STEELERS	5:20 pm	NBC/App
12	Sun. Nov. 28	@ Broncos	1:05 pm	CBS/App
13	Sun. Dec. 5	@ Bengals	10:00 am	FOX/App
14	Sun. Dec. 12	GIANTS	1:05 pm	FOX/App
15	Thu. Dec. 16	CHIEFS	5:20 pm	FOX/NFLN/Amazon/App
16	Sun. Dec. 26	@ Texans	10:00 am	CBS/App
17	Sun. Jan. 2	BRONCOS	1:05 pm	CBS/App
18	Sun. Jan. 9	@ Raiders	1:25 pm	CBS/App

All times Pacific & subject to change | All games on the Chargers Official App are available in-market only & national broadcast game restrictions apply



TABLE OF CONTENTS

2021 Schedule	1
Staff Directory	3
Chargers in the Community	6

OWNERSHIP & FRONT OFFICE

Alex G. & Faye Spanos	14
Dean A. Spanos	16
Michael A. Spanos	19
A.G. Spanos	20
John Spanos	21
Jeanne M. Bonk	22
Ed McGuire	23
Fred Maas	24
LaDainian Tomlinson	25
Antonio Gates	26
Mark Fabiani	27
Tom Telesco	28
Brandon Staley	30
Assistant Coaches	31
Player Personnel	60
Football Staff	65
2021 Rosters	69

PLAYERS

Veterans & Returning Players	71
Draft Choices	215
Rookie Free Agents & First-Year Players	234

2020 IN REVIEW

Final NFL Standings	250
Regular-Season Stats	251
Defensive Stats	252
Participation Chart	253
Weekly Leaders/Single-Game Highs	254
Game Summaries	255

RECORDS

Individual Records	264
Team Records	267
Career Top 10	271
Single-Season Top 10	272
All-Time 300-Yard Passing Games	274
All-Time 100-Yard Rushing Games	275
All-Time 100-Yard Receiving Games	277
All-Time 200-Yard All-Purpose Games	281
Chargers/Opponent 10 Longest Plays	282
Individual Postseason Records	283
Team Postseason Records	285
The Last Time	286

YEAR-BY-YEAR STATISTICS

1960-2020	289
-----------------	-----

HISTORY

All-Time Series History	352
Series Results	353
Prime-Time & Postseason Results	358
Preseason Results	359
Postseason History	361
Retired Numbers	376
Chargers in the Hall of Fame	377
NFL Honors	379
Chargers Honors	384
Chronology	385
Draft History	396
Draft Picks by School	403
Trade History	404
Chargers Uniform History	408
Head Coaches	410
Assistant Coaches	411
All-Time Alphabetical Roster	412
All-Time Colleges	420
All-Time Numerical Roster	421

GENERAL INFORMATION

2021 NFL Regular-Season Schedule	432
2021 NFL Postseason Schedule	434
Chargers on Radio	435
Chargers Preseason Telecast	436
Chargers en Español	437
SoFi Stadium	438
Media Information	440
Index	441

COMMUNITY
FRONT OFFICE
VETERANS
DRAFT PICKS & FREE AGENTS
2019 IN REVIEW
RECORDS & HISTORY
GENERAL INFORMATION

STAFF DIRECTORY

Ownership & Executive Management

Owner (1984-2018)	Alex G. Spanos
Owner and Chairman of the Board	Dean A. Spanos
Co-Owner & Vice Chairman	Michael A. Spanos
President of Business Operations	A. G. Spanos
President of Football Operations	John Spanos
Executive Vice President — Chief Operating Officer/Chief Financial Officer	Jeanne M. Bonk
Executive Vice President of Football Administration/Player Finance	Ed McGuire
Chief of Staff and Counselor	Fred Maas
Special Assistant	LaDainian Tomlinson
Legends Ambassador	Antonio Gates
Special Counsel	Mark Fabiani
Chief Administrative Officer	Catherine B. Iste
Chief Revenue Officer	Jim Rushton
Senior Assistant to the Executive Suite	Yolanda Rivera
Assistant to the Executive Suite	Annelly Salgado
Senior Manager, Executive Services	Sean Driscoll
Executive Staff Assistant	Marvin Norton
Executive Staff Assistant	Chris Lopez

Player Personnel

General Manager	Tom Telesco
Director of Player Personnel	JoJo Wooden
Senior Director of Pro Personnel	Louis Clark
Director of Pro Scouting	Dennis Abraham
Pro Scout	Tim Tupa
Salary Cap & Personnel Assistant	Michael Spanos II
Director of College Scouting	Kevin Kelly
National Crosschecker	Justin Sheridan
Area Scout	Donovan Beidelschies
Area Scout	Chris Hobbs
Area Scout	Mike Jasinski
Area Scout	Tyler Lyon
Area Scout	James MacPherson
Area Scout	Patrick Ryan
Combine Area Scout	Kevin McGuire
Scouting Assistant	Ethan Brodsky
Executive Assistant for Football Operations	Chloe Sharabba

Coaching

Head Coach	Brandon Staley
Defensive Coordinator	Renaldo Hill
Offensive Coordinator	Joe Lombardi
Special Teams Coordinator	Darius Swinton II
Secondary	Derrick Ansley
Wide Receivers	Chris Beatty
Assistant Special Teams	Mayur Chaudhari
Passing Game Coordinator/Quarterbacks	Shane Day
Assistant Secondary	Tom Donatell
Running Backs	Derrick Foster
Tight Ends	Kevin Koger
Run Game Coordinator/Outside Linebackers	Jay Rodgers
Assistant Offensive Line	Shaun Sarrett
Offensive Assistant	Dan Shamash
Defensive Quality Control	Isaac Shewmaker
Run Game Coordinator/Offensive Line	Frank Smith
Defensive Line	Giff Smith
Alex G. Spanos Coaching Fellow	John Timu
Offensive Quality Control	Chandler Whitmer
Linebackers	Michael Wilhoite
Special Assistant to the Head Coach	Cody Cejda
Director of Sports Performance	Anthony Lomando
Head Strength & Conditioning	Jonathan Brooks
Assistant Strength & Conditioning	Lucius Jordan

Football Staff

Head Athletic Trainer	Damon Mitchell
Associate Athletic Trainer	Marco Zucconi
Assistant Athletic Trainer/Physical Therapist	Allison Miner
Assistant Athletic Trainer	Alvin Cabrera
Assistant Athletic Trainer	Samuel O'Leary
Team Doctor	Dr. David Gazzaniga
Team Doctor	Dr. Russ Petrie
Team Doctor	Dr. James Ting
Team Doctor	Dr. Eugene Yim
Director of Football Research & Analytics	Aditya Krishnan
Research Analyst	Alex Stern
Director of Video Operations	Brian Duddy
Video Assistant	Sean Scarborough
Senior Director of Player Engagement	Arthur Hightower
Equipment Manager	Chris Smith
Assistant Equipment Manager	Kevin Duddy
Equipment Assistant	Chad Jessop
Equipment Assistant	Tasso Panopoulos
Head Groundskeeper	Ryan Rowland
Assistant Groundskeeper	Nick Wilz
Director of Football/Medical Services	James Collins
Coordinator of Football Logistics	John Leatherwood
Football Staff Assistant	Chuck Sandusky
Football/Stadium and Game Operations Assistant	John Wiedmeier
Team Dietitian	Paige Crawford
Team Chaplain	George Gregory

Business Intelligence

Vice President, Business Intelligence	Megan Bell
Sales & Marketing Operations Specialist	Adrian Bailey
Manager, Ticket Operations	Chuck Loth
Senior Analyst, Marketing & Digital	Marc Mansour
Senior Manager, Ticket Operations	Kris Moerschel
Manager, Business Intelligence	Courtney Bustamante
Senior Manager — Strategy & Analytics	Tyler Glasman
Content Strategist	Gabe Myers
CRM Coordinator	Clara Ramos

Content & Production

Vice President, Content & Production	Jason Lavine
Senior Editor	David Bretto
Feature Producer/Editor	Andrew Cordova
Social Media Specialist	Mina Dunn
Team Reporter	Hayley Elwood
Producer/Editor, Creative Branding	Alex Farkas
Social Media Coordinator, Emerging Platforms	Mercedes Fraistat
Production Engineer	Brian Georgeson
Team Reporter	Chris Hayre
Senior Manager, Social Media	Megan Julian
Head of Production	Tyler Pino
Associate Editor, Creative Branding	Peter Koo
Associate Producer/Editor, Creative Branding	Brian Raab
Lead Producer, Features & Storytelling	Bryan Thomas
Associate Producer, Features & Storytelling	Paige Vinnicombe

Corporate Sponsorships

Vice President, Corporate Partnerships	Kim Hawkins
Vice President of Business Development	Tom Morris
Vice President of Business Development	Denny O'Leary
Revenue Team Assistant	Andrew Bodine
Coordinator, Corporate Partnership Services	Chelsea Cooper
Coordinator, Corporate Partnership Services	Evan Jones
Director of Business Development	Penn Jones
Manager, Corporate Partnership Services	Tony Laner
Director of Business Development	Erin LeBar
Manager, Corporate Partnership Services	Lauren Martino
Manager, Corporate Partnership Services	Kinsey McLaughlin
Director of Business Development	Jarrett Nobles
Director of Business Development	Steve Pankowski

Creative Services

Graphic Designer	Megan Poth
Graphic Designer	Kristen Vasquez

Digital Sales

Vice President of Digital Sales & Strategy	Kelly Hamilton
--	----------------

External Affairs

Senior Vice President, Communications & External Affairs	Josh Rupprecht
Vice President of External Affairs	Kimberley Layton
Manager, Football Communications	Brock Anderson
Director of Community Partnerships	Heather Birdsall
Manager, Los Angeles Chargers Impact Fund	Taylor Chavez
Special Advisor, Los Angeles Chargers Impact Fund	Adriana Cox
Community Relations Manager	Chase Hartman
Senior Manager, Communications	Jamaal LaFrance
Coordinator, Football Communications	Danny Markino
Manager, Corporate Communications & Alumni Affairs	Lauren Meyer
Photography & Digital Assets Manager	Ty Nowell
Team Photographer	Mike Nowak
Director of Cultural Affairs	Liliana T. Pérez
Director, Corporate Communications & Alumni Affairs	Jennifer Rojas
Coordinator, Los Angeles Chargers Impact Fund	Ana Spanos
Program Coordinator, Community Relations	Cheyenne Warren-Diaz

Facility Operations

Director of Facilities and Construction	Jon Lucas
Staff Assistant	Christopher Acosta
Head Staff Assistant	Paul Chapman
Event Specialist, Fan Experience	Kaitlyn Dychala
Director of Stadium Operations	Maria Garcia
Maintenance Manager	Michael Padden

Fan Experience & Game Presentation

Vice President of Fan Experience & Game Presentation	Pete Soto
Vice President of Fan Experience	Mark Tamar
Director of Game Presentation	Sean Tabler

Finance & Accounting

Vice President of Accounting & Financial Operations	Denise Kaufman
Staff Accountant	Zach Byrne
Accounting Manager	Theodore Dickenson
Payroll/Human Resources Manager	Nena Ferris
Accounting Manager, Revenue	Mariah Mitchell
Revenue Accountant	Robin Manning
General Accountant	Danelle McCoy
Accounts Payable Clerk	Michelle Rangel
FP&A Manager	Jason Spanos
Assistant Controller	Robert Wilk

LUX Sales & Service

Vice President of Chargers LUX	Kevin Gessay
LUX Sales Manager	Brithany Baker-Cohen
LUX Sales Manager	Cassie Bradley
Coordinator, Chargers LUX	Kaylie Burns
Director, Chargers LUX	Karleen Cordova
Guest Services Representative	Omar Coss Y Leon
Guest Services Representative	Joanne Hernandez
Senior Director of Premium & Membership Service	Ashley Hall
LUX Sales Associate	Jonathan Jackowski
LUX Sales Manager	Eric Silva
LUX Sales Associate	Ryan Stiehler
Senior Director, Lux Sales & Service	Carson Woods

Marketing

Vice President of Marketing	Patrick Arthur
Manager, Marketing	Rachel Books
Senior Director of Digital Media	Joel Price
Digital Content Coordinator	Janiece Jimenez

Security

Director of Security	Bill Stetson
Assistant Director of Security-Gameday	Dave Johnson
Security	Charles Cavitt

Strategic Solutions

Vice President, Strategic Solutions	Kacey Knauf
Senior Manager, Corporate Partnership Services	Dylan Bohanan
Coordinator, Corporate Partnership Services	James Hubbard
Director of Corporate Partnership Services	Donna Lupton
Coordinator, Business Solutions	Thomas Muzzy
Manager, Strategic Solutions	Grant Nussbaum



2020 CHARGERS

IMPACTING THE COMMUNITY

113

VOLUNTEER HOURS

donated by **Chargers staff**



8,585

YOUTH PARTICIPATED

in **Chargers & Chargers Impact Fund** initiatives



33

PLAYERS

participated in community initiatives



27

ANIMALS

adopted or fostered



1.5M

MEALS DONATED

to local foodbanks for **COVID relief**



\$1.65M

RAISED

for **LAUSD Grab & Go** sites to support students and their families during COVID



8,000+

BOOKS

donated through **FIRSTDOWNS FOR FIRST BOOKS**



128,940

MINUTES

of physical activity from **2,394**

Play60 participants



12M+

STEPS

taken through the **Inglewood Chargers Challenge**




LOS ANGELES CHARGERS IMPACT FUND

HELPING FAMILIES THRIVE

The Chargers Impact Fund is committed to helping families thrive in and around Southern California.

Alex and Faye Spanos firmly believed that a solid family foundation was critical to success in life. That's why in 1995 they created the Chargers Impact Fund to focus on improving the circumstances of families and their communities.

Over the years, the Fund has awarded more than \$12 million in direct community assistance, including more than \$6 million to public schools for badly needed physical fitness, nutrition and athletic programs and equipment. Today, in partnership with Chargers fans, volunteers and donors, the Chargers Impact Fund continues to honor Alex and Faye's legacy by helping to build strong support structures for youth, families, and their communities across Southern California.



IMPACT AREAS



The Chargers Impact Fund has four important pillars that form the foundation of its grantmaking and critical programming.

YOUTH EMPOWERMENT

⚡ Safe Places to Play

Every kid deserves a safe, clean, beautiful place to play. That's why we're building new parks and physical fitness facilities and refurbishing old ones across Southern California.

⚡ Youth Mentoring

The right mentor can change a life. That's why we're committed to providing guidance and direction to youth by partnering with programs that connect Southern California's youth with mentors who can help them navigate a path to success.

SUPPORTING FAMILIES

Families come in all shapes and sizes and face unique challenges. We're partnering with nonprofit organizations that provide families with thoughtful programming, resources, and guidance to help them thrive. We know raising a family is hard, that is why the Chargers Impact Fund has your back.

ANIMAL WELFARE

Animals provide priceless enrichment. We owe it to them to ensure they're safe, cared for and lead lives full of the love they deserve. So, we're stepping up to make our community more humane for our animal family members.

EMERGENCY RESPONSE

Most disasters can't be stopped, but how we respond can define our future. We're committed to helping provide relief to families and communities during times of crisis. Whether we are faced with a natural disaster, pandemic, or economic recession, we stand ready to help our communities with their critical needs.





LOS ANGELES CHARGERS
IMPACT FUND
HELPING FAMILIES THRIVE

CHARGERS IMPACT FUND IN 2020

SAFE PLACES TO PLAY



CHARGERS CHAMPIONS

Despite COVID-19 complications, six schools were selected to receive grants totaling \$250,000 to fund physical fitness, nutrition, or athletic programs. The Chargers Impact Fund's longest running granting program, Chargers Champions is a legacy program in San Diego and Imperial County. Since its inception, Chargers Champions has provided more than \$6 million in grants directly to assist schools in San Diego and Imperial counties.

BIKES FOR KIDS

Thanks to the generous support of Pechanga, 200 bikes and Razor scooters were donated to kids at Boys & Girls Clubs in South Los Angeles and Bell Gardens for the holidays. Every holiday season for more than 15 years, the Chargers Impact Fund has partnered with the nonprofit Bikes for Kids to provide bicycles to children in Southern California. The drive-thru event also featured a surprise appearance by Chargers cornerback Michael Davis, who joined the event virtually to wish all the kids and their parents a happy holiday.



YOUTH MENTORING

FIRST DOWNS FOR FIRST BOOKS

More than 8,000 books were donated for youth at Boys & Girls Club of Metro Los Angeles and other community organizations during First Downs for First Books' inaugural season.


⚡ MLK Day

Chargers players Justin Jones and Jason Moore joined 50 students from Martin Luther King Jr. Elementary to learn about Dr. King's life and legacy. Each student received a copy of the book *Who Was Martin Luther King, Jr.?* as a special First Downs for First Books offseason giveaway.

⚡ Read Across America

300 students joined Chargers players, Chris Harris Jr., Jerry Tillery, Alohi Gilman and Joe Reed to celebrate Read Across America Day. Reading *Oh, The Places You'll Go!* to students from their hometown elementary schools and a local school in Southern California, each player highlighted how far football has taken them in their lives.





BOLT ACADEMY

Through the generous support of SoFi and the It's Good for Good! Program, The Chargers Impact Fund raised \$30,000 during the 2020 season to help launch Bolt Academy - an innovative career training program that will allow students from Inglewood Unified School District to work at SoFi stadium during Chargers home games. A partnership forged between the Chargers Impact Fund, Brotherhood Crusade, and the Inglewood Unified School District, Bolt Academy launched in the 2021 offseason with Chargers Head Coach, Brandon Staley welcoming the inaugural class of 25 juniors and seniors from City Honors, Inglewood, and Morningside High Schools.




THE ALLIANCE

The Bolts committed to a five-year, \$100,000 per-year investment to the Alliance: Los Angeles. A collaboration between all 11 teams in the region, the Alliance: Los Angeles seeks to pursue change in communities of color and develop meaningful programs to drive development and impact for social justice through sport. This commitment also includes supporting LA84's Play Equity Fund and its social justice movement in communities across greater Los Angeles, and in Orange County amplifying the work of Accelerate Change Together (ACT) in Anaheim.

INNER CITY ARTS

To recognize Black History Month, seven talented college-level artists from Inner-City Arts - a nonprofit providing arts education for kids in the heart of Skid Row - created art pieces to celebrate Black Angelenos. Throughout the month of February, these artists were mentored by the Chargers Graphic Design team and then featured their artwork during a virtual art showcase.



SUPPORTING FAMILIES

LONG BEACH VETERANS HOSPITAL

The Chargers Impact Fund donated \$11,000 to help provide new outdoor equipment for the Long Beach VA Hospital's Spinal Cord Injury wing.

EMERGENCY RESPONSE



BACK TO FOOTBALL GRANTS

During the 2021 offseason the Chargers Impact Fund announced the 'Back to Football' grants targeted to Title 1 high schools to assist them in safely re-launching their tackle football programs for the 2021 fall season and after the financial hardship of the COVID-19 pandemic.

CHARGERS IN THE COMMUNITY

For over six decades, Los Angeles Chargers players, legends, and front office staff have been committed to serving and supporting Southern California kids and communities.

Through countless programs aimed at lifting our future leaders, the Bolts work year-round to encourage youth health and wellness, uplift civic-minded communities, promote animal welfare, and expand access to youth football.

In alignment with National Football League core values, the Chargers also support a wide range of societal initiatives from military appreciation and cancer awareness to social justice and STEAM programming.

⚡ PILLARS AND PROGRAMS ⚡

HEALTHY COMMUNITIES

- ⚡ **Community Service**
- ⚡ **Animal Welfare**
- ⚡ **Diversity**

HEALTHY KIDS

YOUTH & HIGH SCHOOL FOOTBALL

NFL INITIATIVES


COMMUNITY SERVICE

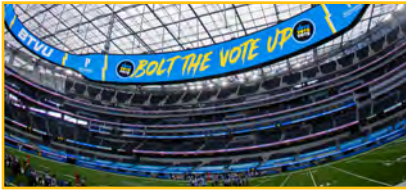
BOLTS COMMUNITY CREW

The Bolts Community Crew, powered by Pacific Premier Bank launched in 2020 as a volunteer platform that harnesses the passion of the Bolt Fam to drive impact across Southern California. To kick off Bolts Community Crew, the Chargers and Pacific Premier Bank employees joined forces, working remotely from home to pack 5,000 hygiene kits supplied by Clean the World. The kits were distributed at Midnight Mission's skid-row facility to help reduce the risk of spreading infection for Angelenos who are experiencing homelessness.

BOLT UP FOR JUSTICE

- ⚡ Established the Bolt up for Justice platform through a \$100,000 donation to Liberty Hill Foundation to create the Play for Justice and the I am a Voice for Change Campaign. The Bolts also partnered with the Liberty Hill Foundation to host three Listen & Learn sessions with community leaders in Los Angeles for players in the wake of George Floyd's murder.
- ⚡ Derwin James and Justin Jackson were among six players who formed the 2020 Social Justice Committee and met regularly throughout 2020 to dialogue with community leaders and identify organizations at the forefront of social and racial equity in the region. Members of the committee also autographed and auctioned off their individual game worn jerseys from the season opener that raised nearly \$7,000 to support the Liberty Hill Foundation. The players also established a Bolt Up for Justice Fund which raised more than \$50,000 for rent relief for those hit hardest by the COVID-19 pandemic.





VOTING INITIATIVE

- ⚡ In 2020 the Bolts launched Bolt the Vote Up! – an initiative with Pechanga to inspire people from different backgrounds and political leanings to be informed voters and cast their ballot in the the November 3rd election. 140 staff members and 63 players participated in an Informational Zoom session with representatives from Rise to Vote and then California Secretary of State and current United States Senator, Alex Padilla to encourage voting and answer questions about the 2020 ballot and propositions. The Bolt the Vote Up! initiative registered 100 percent of players to vote in the 2020 election.
- ⚡ 3,514 Angelenos voted at SoFi stadium as part of a partnership with SoFi Stadium, Los Angeles County, and the Rams to turn the stadium into a voting location.

FOOD DISTRIBUTION WITH INGLEWOOD UNIFIED

The Bolts partnered with Pepsi to donate \$10,000 in groceries along with Chargers blankets, Chargers beanies, Pepsi beverages, and Frito Lay snacks to more than 100 families from the Inglewood Unified School District as part of an exclusive Jackboyz and Pepsi t-shirt promotion.

ANIMAL WELFARE

CHARGERS PUP

The Bolts adopted a service dog in training from Canine Companions for Independence, with fans voting to name him after the team's iconic Bolt logo. Bolt is training to be a lifelong companion for a person with disabilities. Last season he had a special session with players Derwin James and Drue Tranquil to help them rehab their injuries and lift their spirits.

HOMETOWN HERO

Six local heroes were honored during the 2020 season as the Chargers Hometown Hero presented by Grant Thornton.



ANIMAL ADOPTION

Five virtual pet adoptions were held with shelters from Los Angeles, Orange County and San Diego with over 40 animals finding their forever home in partnership with Lazy Dog Restaurant & Bar.

DIVERSITY



BLACK HISTORY MONTH

- ⚡ To honor the role that Black-owned restaurants play in brining communities together, the Bolts featured four local restaurants across social media and provided a Restaurant Relief donation to help cover one month of their operational costs and/or community outreach initiatives during Black History Month. Each restaurant featured in the video series, Take-Out Tuesday powered by Bud Light, encouraged fans to order take out from that restaurant - or another black-owned restaurant in their neighborhood.
- ⚡ The Bolts front office also took part in celebrating Black History, Black Culture and Black Futures through the words and insights of business and civic leaders. During Black History Month, the team hosted several Lunch & Learns for staff on topics ranging from Celebrating Diversity & Exploring the Roads to Racial Justice to Black History with the Bolts.

WOMEN'S HISTORY MONTH

- ⚡ On International Women's Day, the Bolts hosted a virtual roundtable for the Chargers Business Alliance that featured women discussing their roles within the organization, what leadership means to them, their career path and how they came to be working in the NFL.
- ⚡ At the culmination of Women's History Month, the Bolts teamed up with the Girl Scouts of Orange County to host an exclusive virtual event, "Women in Sports Careers," that saw prominent female front office staff share their backgrounds, path, and advice for local Girl Scouts who might be interested in a career in sports.

HEALTHY KIDS**LAUSD SUMMER ENRICHMENT PROGRAM**

15 Chargers employees volunteered with nearly 30 local teachers to host more than 2,000 students in partnership with LAUSD as part of the school districts Summer Enrichment Program. The virtual four-week summer school program featured Chargers front office staff and players speaking to their careers and the science of football.

CHARACTER PLAYBOOK

33 schools and 1,794 students in Southern California participated in Character Playbook events hosted by the Chargers, the United Way and Everfi. Two live virtual Character Playbook chalk talks were held with Chargers players, who spoke to the kids on staying fit and character development.

JR. CHARGERS PLAY60 CAMP

- ⚡ The Bolts partnered with players and front office staff to produce 12 Virtual Play60 Challenge videos in lieu of in-person camps in 2020. These workouts were sent to local school districts and after school programs to encourage kids to still get physical activity while doing school remotely
- ⚡ 30,000 minutes of physical activity was accomplished through hosting five live, virtual Play60 Camps with over 500 participants from nonprofits, schools and LA County Parks and Recreation. And in early 2020, prior to COVID-19 restrictions, 11 Jr. Chargers Play60 Camps were conducted in person with 1,894 students participating for nearly 100,000 minutes of physical activity.

**CHILDREN'S HOSPITAL LOS ANGELES SUPPORT**

Joey Bosa and Nasir Adderley virtually visited pediatric patients at Children's Hospital Los Angeles and interacted with them through the Chargers Impact Fund's specially equipped robot.

YOUTH & HIGH SCHOOL FOOTBALL**TAKE CHARGE**

More than 20 local high schools and nearly 1,000 student athletes from across Southern California participated in Take Charge zoom discussions that gave student-athletes the opportunity to learn and gain insight about careers and life off the field from Chargers staff and players. 25 Chargers employees volunteered an hour of their time each to guide various Take Charge Zoom discussions with the student athletes throughout the year.


**INGLEWOOD CHARGERS DONATION DRIVE**

\$15,000 in groceries, Fitbit fitness trackers and Razor Scooters were donated by the Chargers and Chargers Impact Fund to all 150 members of the Inglewood Chargers youth football league to encourage the children to stay healthy and active after their season was put on hold due to COVID-19. More than one million steps per week were averaged by the Inglewood Chargers youth football players, Inglewood PD and Chargers staff in a fitness competition inspired by the donation of Fitbit trackers.

NFL INITIATIVES

CRUCIAL CATCH

As part of the NFL's Crucial Catch campaign, the Chargers continued to raise awareness for the importance of early detection while supporting patients, caregivers, and survivors of breast cancer. Susie Spanos, breast cancer survivor and wife of Controlling Owner and Chairman of the Board, Dean Spanos, knows firsthand the importance of early detection and in 2020 continued to lead the team's efforts to ensure local women and men get screened for detectable cancers.



- ⚡ 50 breast cancer survivors from Hoag Family Cancer Institute joined Susie Spanos, Chargers Linebacker Drue Tranquill and Chargers' Hall of Famer LaDainian Tomlinson for a special "Take Charge of Your Skin: At Home Facials" virtual event hosted by Hoag Hospital. The event honored and celebrated the survivors, led them through home facials and celebrated their courage during Breast Cancer Awareness Month.
- ⚡ Home games for the Bolt's looked different in 2020, and while the team was not able to honor breast cancer survivors in-person during the annual Crucial Catch game, 11 survivors from the American Cancer Society were selected to virtually announce the starting lineup.
- ⚡ Over 30 patients and their families from the Pediatric Cancer Research Foundation were mailed two books each as part of a Halloween care package from the Chargers and Chargers Impact Fund. Each family was then invited to celebrate Halloween over Zoom and were read spooky stories from Chargers players.

SALUTE TO SERVICE

Alex Spanos proudly served his country as a tail gunner in the United States Air Force from 1942 to 1946. The Chargers know that we owe a debt of gratitude to those who have borne the battle on our behalf, which is why the organization and Spanos family continued this legacy of commitment to our troops, veterans, and their families in 2020.

- ⚡ The Bolts honored 11 heroes and their Gold Star families through the Tragedy Assistance Program for Survivors (T.A.P.S.) which honors and celebrates the lives of our nation's fallen heroes and their families. Players proudly represented their servicemembers initials on their helmet on gameday. Each family was sent a special gift prior to the annual Salute to Service and game, that was then opened during a virtual event with Chargers players and members of the cast of CBS' hit show Seal Team.
- ⚡ The team donated 150 face masks and hats to the Long Beach Veterans Hospital on Veterans Day and conducted a virtual hospital visit with the Chargers Impact Fund's specially equipped robot with players in the offseason.



MY CAUSE MY CLEATS

10 Chargers players designed cleats as part of the NFL's annual My Cause My Cleats campaign in 2020. Players cleats represented causes ranging from Social Justice to Youth Sports to ALS and were then auctioned off with proceeds benefiting the charities highlighted.





▶ ALEX & FAYE SPANOS

REMEMBERING ALEX SPANOS

Alexander Gus Spanos, Chargers owner and Spanos family patriarch, was the embodiment of the American dream. Alex's legacy is one of perseverance, compassion, philanthropy and, most of all, a passion for his family — a family that will carry on his spirit for generations to come.

Alex was, quite simply, a force of nature who inspired everyone he encountered, rising from humble beginnings to become an American business icon. He was a devoted husband, loving father, doting grandfather and great-grandfather, celebrated businessman, loyal friend, generous philanthropist and a compassionate man who cared deeply for his community.

Born in South Stockton to Greek immigrants Constantinos “Gus” Spanos and Evanthia Tsopeles Koumentakou in 1923, Alex's tireless work ethic and fearlessness was instilled in him at an early age. When he was eight years old, he began working at his father's bakery, waking up at 4 a.m. to bake bread and pastries before school. He worked 15-hour days for seven days a week through his early adulthood.

While pursuing an engineering degree at Cal Poly, San Luis Obispo, his studies were put on hold following the attack on Pearl Harbor. In 1942, Alex left college to enlist in the U.S. Air Force and was stationed at Tarpon Springs, Florida. It was there that he met the love of his life, Faye Papafaklis, who remained by his side for the next 77 years.

Once Alex's military service ended in 1946, he came home to Stockton and enrolled in the University of the Pacific. After going back to work at his father's restaurant making \$40 a week, he married Faye in 1948 and the happy couple welcomed their first son, Dean, in 1950.

With another baby on the way and his family struggling to make ends meet, Alex left his father's restaurant and set out to create a catering business of his own. Alex and Faye began making bologna sandwiches at their house and, after taking out an \$800 loan to purchase a truck, launched A.G. Spanos Agricultural Catering. Selling sandwiches to local farmers in the San Juan Valley, a mere six months later, he was able to buy a house for his family and pay off his father's debts. By 1951, the 27-year old Spanos had \$35,000 to his name.

Alex made more money in the four months after leaving his father's bakery than in the 20 years he worked at the store. This proved to be the first of many daring business ventures Spanos would pursue. By 1956, he had earned enough to comfortably provide for his family, which now also consisted of two daughters, Dea and Alexis, and another son, Michael.

At the suggestion of his accountant, Alex began investing in real estate even though he knew little about the field. Relying on his work ethic and fearless attitude, he earned his first million within a year and come 1960, had established A.G. Spanos Construction. By the mid-seventies the company had grown to become the number one builder of apartments across the nation.

Now firmly established in the business world, Alex began his pursuit of a childhood dream — owning a professional sports team. With football his top passion, on August 1, 1984, dreams became reality when Alex purchased the San Diego Chargers.

Although Alex had a renowned reputation in the real estate and development industry, he had to prove himself all over again in the NFL. He described this part of his life as one that, at times, was filled with heartbreak but ultimately brought him the highlight of his career when the Chargers beat the Steelers to play in Super Bowl XXIX.

Equally passionate about the franchise's impact off the field as much as between the white lines, Alex implemented many Chargers community outreach programs that exist to this day. The Chargers Community Foundation alone — which he created and funded — has donated more than \$13 million over the years to support critical causes, individuals in need and organizations supporting the community. In 1994, Alex handed control of the team to his son, Dean. His passion for the Chargers, however, remained fierce as ever, traveling to every game with wife Faye — home or away — until health issues in 2008 made travel too difficult.

Philanthropy was of the utmost importance to Spanos, which is why he made significant contributions to educational institutions, the arts, relief assistance programs, veterans groups and hospitals. Devoutly Greek Orthodox, Alex was deeply proud of his heritage, instilling many of his traditions in the growing Spanos family. From raising funds to rebuild a 140-year-old church to providing relief after a natural disaster, Alex gave back to the Greek community as well. In 2008, he was awarded the Medal of the Commander of the Order of Honor for his humanitarian efforts in Greece by the President of the Hellenic Republic.

While Alex accomplished much over his 95 years, nothing compared to the pride he felt for his family — a major reason he surrounded himself with them at every turn. He involved them in his



company at an early age, often crediting them for helping build A.G. Spanos Companies into the country's largest family-owned construction company. While Alex may be gone, he will never be forgotten. His legacy is sure to be carried on by those who loved him most — his four children, Dean, Dea Spanos Berberian, Alexis Spanos Ruhl and Michael; 15 grandchildren; and 13 great-grandchildren.

REMEMBERING FAYE SPANOS

Faye Spanos was born in 1926 to Greek immigrant parents in Tarpon Springs, Florida. She was by nature, a loving and sweet person who found joy in everything. When she was just 18 years old, she met the love of her life, Alex Spanos, who was in the Air Force and stationed at Drew Field in Tampa at the time. After a long-distance courtship, Alex and Faye married in 1948 in Faye's hometown of Tarpon Springs.

Once married, Faye and Alex settled in Stockton, Calif. and worked side by side in the kitchen at the Roma Lunch Bakery, an establishment owned by Alex's father. The young couple began to build their family as they welcomed their children, Dean, Dea, Alexis and Michael.

As their children grew, so did her husband's success in business. Faye accepted his financial prosperity by opening her heart and home and sharing their good fortune first with their large extended families and then, with their community. As someone who personified kindness, grace and compassion, she and her husband made donations benefitting schools, children, the arts, hospitals and people in need.

Faye taught everyone around her by example, never admonishing, never reprimanding and never raising her voice. Guided by faith, she lived her beliefs every day of her life and treated everyone with the dignity and respect they deserved.

Faye Spanos' name in Greek derives from the Greek word for light. And throughout her life Faye was the light and rock for Alex and for her family. She was a blessing to all who met her and the essence that brought balance, encouragement, faith, support and love to her family.





DEAN A. SPANOS

**OWNER AND
CHAIRMAN OF THE BOARD**

Under the leadership of Dean Spanos, the Los Angeles Chargers continue to make bold moves that position the franchise for long-term success in the nation's second-largest media market. Thanks to Spanos' senior leadership and strategic direction, the Chargers opened the 2020 season in their iconic, new SoFi Stadium home just months after successfully unveiling new team uniforms and updated branding that helped usher in a new era in the team's storied history.

In that inaugural season at SoFi Stadium, Spanos' hires led to Justin Herbert earning consensus Rookie of the Year honors, including the Offensive Rookie of the Year from *The Associated Press* — the first Charger to earn the accolade from the AP in over 45 seasons. Spanos has led the team through numerous franchise records and victories. During the 11 seasons from 2004-14, the Chargers won 113 games (playoffs included) — five of which were AFC West championships (2004, 2006-09) — and four playoff games. Only three teams in the NFL won more games during that span.

Named President of the Chargers in early 1994 — the same year the team culminated its most memorable season with an appearance in Super Bowl XXIX — Dean, along with his father Alex Spanos, also secured Super Bowl XXXII (1998) and Super Bowl XXXVII (2003) for their community, with each event netting in excess of \$300 million for the local economy.

In 2015, Spanos handed over the reins of day-to-day leadership to sons A.G. and John. Eldest son A.G. Spanos now serves as President of Business Operations while John Spanos heads up the other side of the business as President of Football Operations.

Dean's leadership is also present throughout the National Football League. As a member of the NFL's Management Council Executive Committee (CEC), he played an integral role in negotiating the NFL's current labor agreement. Spanos also sits on the NFL's Business Ventures Committee — having served as Chairman in 2015 — which has oversight regarding various league commercial activities, including consumer products, sponsorship, events, marketing and new business initiatives. In addition to his current committee work, Spanos also owns previous committee time that includes membership on the NFL's International and Legislative Committees.

Aside from football, Spanos also serves as CEO of the A.G. Spanos Companies, and along with his brother, Michael, oversees all construction operations nationwide.

TRADITION OF GIVING

The Spanos family has a multi-generation commitment to community involvement and is recognized both as one of the NFL's most philanthropic families as well as one of Southern California's most active and caring contributors to local causes. Their financial contributions of more than \$15 million and their emotional support for youth, sports, education and our brave men and women in uniform have been a hallmark of their team ownership and legacy.

In March of 2020, in response to the COVID-19 pandemic, Spanos directed an immediate donation of \$250,000 to the LA Food Bank to help prepare for what he knew would be a tremendous increase in need. He also directed additional, significant donations to support other regional Food Banks, first responders, the American Red Cross and other non-profits working throughout Southern California to assist people struggling through the pandemic. The Chargers then partnered with KCBS-TV in Los Angeles and iHeart Radio to co-host a fundraiser that ultimately netted more than \$1.6 million in donations for LAUSD students most in need, providing them with free meals, supplies and much-needed technology to help maintain their studies from home.

As 2020 continued and issues surrounding systemic racism sparked national outrage and new types of dialogue, Spanos led the team through tough internal conversations, which resulted in a new partnership with Liberty Hill Foundation to create a Social Justice Mentoring Initiative for the team's players and staff and system-impacted youth. Under his leadership, the Chargers and the Chargers Impact Fund also made a five-year financial commitment to help launch the Alliance — an unprecedented partnership of all 11 sport teams in the LA region who are coming together to level the playing field through sport by providing access and opportunities to youth from consistently under-resourced communities.

In April 2019, thanks to the generosity of Spanos and the Chargers organization, the Boys & Girls Club of Metro Los Angeles opened their newly renovated multi-sport field and teen center with a press conference and ribbon-cutting hosted by Spanos. In June of 2018, Spanos and the Chargers announced a three-year, \$1.2 million commitment to the Summer Night Lights program — helping to expand sports programming across all 32 park locations — including uniforms for participants, referees and increased access to sports clinics. In 2018 Spanos also served as the honorary chair of the Boys & Girls Clubs of America's annual 2018 Pacific Youth of the Year Gala.

The generosity of the Spanos family reaches throughout California and has often extended into other states when needs have arisen. When wildfires struck Los Angeles, Ventura and San Diego Counties in December 2017, the Spanos family stepped up with a \$250,000 donation to the American Red Cross — less than three months after committing \$500,000 to Hurricane Harvey relief efforts and hosting a food and supply drive in Los Angeles for victims in flood-ravaged areas of Houston, Texas. When wildfires ravaged San Diego County in 2003, and again in 2007, the family made identical \$1 million donations to aid affected families and the recovery effort.

Known for his generous backing of youth and high school football, Spanos and the Chargers were honored by National Pop Warner with its prestigious NFL Team of the Year Award in 2015 — a recognition of the team's outstanding support for youth football and cheer at all levels. The Chargers, who were also honored in 2007, were the first team in the NFL team to be so honored twice.

In 2014, the A.G. Spanos Heart and Vascular Center at Mercy General Hospital in Sacramento opened thanks to a lead gift of \$15 million from the family, the largest gift Mercy General had ever received. In speaking at the opening, Dean said the family's commitment to Mercy General Hospital was to ensure that no one from the region would ever be turned away from proper care for lack of space or the kind of critical care they needed.

Also in 2014, Spanos pledged \$500,000 to the University of California-San Diego to upgrade and expand the existing Alex G. Spanos Training Facility, which was then renamed and opened as the Alex G. Spanos Athletic Performance Center. UCSD is the Chargers' former training camp home, and this gift raised the value of the family's support of the institution to more than \$1.6 million.

In 1995, the Spanos family took their commitment to the community a step further by creating The Chargers Community Foundation, now known as the Los Angeles Chargers Impact Fund. Since its inception, the Fund has provided nearly \$13 million to support a wide range of services and programs directly benefiting children and families. In 1999, Dean Spanos created the Fund's largest ongoing program, Chargers Champions, which has provided over \$6 million in direct assistance to schools, teachers, and students. The program provides grants to improve fitness, nutrition and athletic programs on school campuses.

Spanos has also been a long-time contributor to many other important charities and organizations working to improve the lives of children and families, including: the Make-A-Wish Foundation; American Cancer Society; Susan G. Komen; Girl Scouts; Special Olympics of Southern California; the Salvation Army; and Huntington's Disease Society.

COMMUNITY HONORS

In appreciation of their ongoing generosity, Dean and Susie Spanos have often been the recipients of numerous accolades. In 2018, the family and the Chargers were honored as Red Cross LA's Humanitarian Organization of the Year and presented with the Mayor's Award from the Association of Corporate Growth (ACG) Los Angeles — both in recognition of the impact they have made in the greater Los Angeles community. The Spanos family was also recognized with the Inaugural Carousel Spirit Award from the Festival of Children Foundation in Orange County.

Among other honors received over the years, the Association of Fundraising Professionals recognized Spanos and the Chargers as San Diego's Outstanding Philanthropic Corporation; the Salvation Army named Dean and Susie their Most Valuable Philanthropists; they received the Huntington's Disease Society of America's top national award — the Harold Leventhal Community Service Award and national Pop Warner's top honor, The Warner Award was bestowed on Spanos for his ongoing commitment to youth football and the Little Scholars education initiative. The San Diego Business Journal presented the family with their Outstanding Community Service Award for family-owned businesses; Dean and Susie received the Herb Klein Spirit of San Diego Award from the San Diego Regional Chamber of Commerce — their highest community honor and the Rotary Club of San Diego's prestigious Heilbron Award was presented in recognition of the team's "pay it forward spirit — giving not only of itself but also its professional expertise to advance the well-being and success of others in the community."

In 2006, President George W. Bush appointed Spanos to the Board of Trustees for the John F. Kennedy Center for the Performing Arts and Spanos has the unique distinction of being a second-generation recipient of the renowned Ellis Island Medal of Honor, received 16 years after his father was similarly honored.

BUSINESSMAN AND FAMILY MAN

Dean Alexander Spanos was born in Stockton, Calif. He earned varsity letters in football and golf at Lincoln High School and later received Lincoln High School's Hall of Fame Award, which honors alumni whose contributions and accomplishments are representative of the school. Dean was recognized for his achievements in the areas of business as well as athletics.

Spanos continued his golfing career at the University of the Pacific in Stockton, graduating in 1972 with a degree in business administration. He maintains close ties with his alma mater, having served as a regent at the university. An avid golfer post-college, Dean has been on the winning team in five Pro-Am tournaments, including back-to-back wins in 1990 at the Bob Hope Chrysler Classic and the AT&T National Pro-Am at Pebble Beach with partner Hubert Green. He successfully defended his title at the Hope Classic the following year. Spanos' first win came with Green at the 1985 Bing Crosby Pro-Am at Pebble Beach, where he was awarded the "Most Valuable Amateur" trophy for supplying the most help to his professional partner.

Susie Spanos is a spokeswoman for the NFL's annual A Crucial Catch cancer screening campaign and is a breast cancer survivor herself. She was honored as a "Woman of Dedication" by the Salvation Army and was also named the Woman of the Year by the San Diego Leukemia Society for her philanthropic work in the community. As a long-time arts patron, Susie is a member of the Angels of the Arts group for the Segerstrom Center for the Arts, promoting excellence in the performing arts through cultural and social activities.

In addition to leading the Playmakers, comprised of the wives and girlfriends of Chargers football players and coaches, Susie also currently serves as a Board member for the NFL Foundation overseeing the millions of dollars provided by the Foundation into communities across the country. Most recently, as the COVID-19 pandemic raged throughout Southern California, Susie brought together friends and Chargers' talent to host a virtual cooking fundraiser to raise much-needed funds for the Midnight Mission's HomeLight Facility, serving families experiencing homelessness in Inglewood, Calif.

Over the years, Susie has also supported numerous other charitable organizations including the San Diego Women's Foundation, the Salvation Army and Las Patronas. Susie was also a driving force in supporting and growing the San Diego Blood Bank's umbilical cord blood program and helping the Chargers' annual blood drive become one of the most successful in the nation.

Dean and Susie have two sons, A.G. and John, and four grandsons.



MICHAEL A. SPANOS

**CO-OWNER AND
VICE CHAIRMAN**

Michael A. Spanos is Co-Owner and Vice Chairman of the Los Angeles Chargers, assisting in financial and management matters pertaining to the team. Michael joins his brother – Owner and Chairman of the Board Dean Spanos – in steering the direction of the organization.

As president of the A.G. Spanos Companies, Michael is responsible for the company's planning and development activities around the country. He monitors and oversees the office divisions in states where the company builds and develops. His responsibilities also extend to the areas of property management, land acquisition and preparation of all plans for future direction, growth and construction of the company's multi-family communities and land development activities. From the company headquarters in Stockton, Michael regularly travels across the country to monitor and manage building projects.

Born in Stockton, Calif., he attended Lincoln High School and graduated from the University of the Pacific with a bachelor's degree in business administration. In 1989, Michael was appointed to the Board of Regents at the University of the Pacific, where he served for five years. Michael continues to contribute both his time and resources to the development and support of charitable projects involving youth sports and education. He and his wife, Helen, have five children and reside in Stockton.

COMMUNITY

MICHAEL A.
SPANOS

VETERANS

DRAFT PICKS
& FREE AGENTS

2020 IN
REVIEW

RECORDS
& HISTORY

GENERAL
INFORMATION



A.G. SPANOS

**PRESIDENT OF
BUSINESS OPERATIONS**

Named President of Business Operations for the Chargers in May 2015, A.G. Spanos is responsible for all day-to-day operations, including marketing, sales, communications, digital media and community relations. He also represents the organization at all NFL and ownership meetings.

Previously, Spanos served as executive vice president – chief executive officer from 2011-15, executive vice president – executive officer from 2008-10, and director of marketing programs and business development from 2003-07.

Spanos has guided the Chargers organization through numerous changes over the past several years, notably the team's significant investment in digital media and subsequent emergence as a best-in-class, nationally recognized content creator. Additionally, Spanos worked for nearly three years with the NFL and Nike on the team's brand relaunch and nearly universally praised uniform update/unveiling while also remaining heavily involved in the team's transition to its new SoFi Stadium home prior to the 2020 season.

While the Chargers continue to search for a site to build a permanent new training facility, Spanos led the team's efforts to secure space for training camp and a practice facility in Costa Mesa during the 2017 offseason. The result was a contemporary-looking Hoag Performance Center that provides the Chargers with the latest in technology and equipment, houses most of the team's full-time employees and bears little resemblance to anything temporary.

Throughout all the changes, Spanos has ensured that making a positive impact in the community has remained constant. In 2018 alone, the Chargers were honored as Red Cross LA's Humanitarian Organization of the Year and

presented with the Mayor's Award from the Association of Corporate Growth (ACG) Los Angeles – both in recognition of the impact they have made in the greater Los Angeles community. In 2020, The Chargers Community Foundation – established by the Spanos family in 1995 – was renamed The Los Angeles Chargers Impact Fund. To date, the entity has provided nearly \$13 million to support a wide range of services and programs directly benefiting children and families. Spanos currently serves as President of the Board for the Impact Fund.

Last year, he participated in the Inglewood Airport Area Chamber of Commerce's 2020 State of the City alongside Mayor James T. Butts. In 2018, Spanos accepted the James T. Butts Award from the same Chamber of Commerce in honor of his grandfather and Spanos patriarch, the late Alex Spanos. The recognition highlighted Alex Spanos' business leadership and commitment to the community.

Spanos played football as a freshman at Tufts University in Medford, Mass., before returning to California to continue his education at the University of Southern California, where he earned a bachelor's degree in marketing from the Marshall School of Business. In addition to his work with the Chargers, Spanos is currently a board member of the Los Angeles Sports & Entertainment Commission, the Los Angeles Area Chamber of Commerce and the Los Angeles Sports Council & Sports Council Foundation.

Spanos is the eldest son of Owner and Chairman of the Board Dean Spanos and his wife, Susie. A member of YPO-Los Angeles and GenNext in Orange County, he and his wife, Kamri, reside in Laguna Beach with their three sons.



JOHN SPANOS

**PRESIDENT OF
FOOTBALL OPERATIONS**

John Spanos was named President of Football Operations for the Chargers in May 2015 and oversees all football-related functions of the team, including player personnel, coaching, player finance and the salary cap, medical, equipment, video, player engagement and security.

The 2021 season will mark Spanos' 26th year in the NFL and his 23rd with the team. Spanos began working for the Chargers in 1995, originally in the football operations department as a seasonal assistant. He assisted the department for five straight summers, assisting with contract negotiations and helping manage the salary cap for the final three.

In the summer of 2001, Spanos worked in New York at the NFL Office's Management Council department — which oversees and enforces the collective bargaining agreement. He returned the following year to help in the same capacity for the 2002 season before returning to California. In 2008, he was among a select list of NFL executives invited to participate in the NFL's Executive Education Program at the Stanford Business School in Palo Alto, Calif.

He began working full-time as a scout for the Chargers in 2003. Spanos worked his way up through the organization, including positions as a pro and college scout (2003-05), assistant director of college scouting (2006-07) and director of college scouting (2008-12). Throughout his time with the club, Spanos has continued to work closely with Executive Vice President of Football Administration/Player Finance Ed McGuire to manage the salary cap and retain some of the team's top players.

Spanos' ascension within the organization coincided with one of the most successful eras in franchise history. From 2004-09, the Chargers won 67 regular-season games, good for the third-most in the NFL over that span. The team also won three playoff games during that stretch, reaching 70 total wins from 2004-09, which was fourth-most in the league. The Chargers reached the playoffs five times from 2004-09 and advanced to the AFC Championship Game in 2007.

Named Executive Vice President of Football Operations in 2013, one of his first priorities in that role was the hiring of General Manager Tom

Telesco. The two have guided the Chargers to a pair of playoff appearances and victories. In 2018, Spanos helped assemble a squad that tied for the AFC's best record at 12-4 and reached the divisional round of the playoffs following a wild card victory at Baltimore. This offseason, Spanos and Telesco hired Brandon Staley to be the team's head coach after he coordinated a Rams unit that led the NFL in total defense, passing defense and scoring defense in 2020.

Spanos has helped the Chargers acquire and retain some of the most prolific talent in football over the last 18 seasons, as the team had 30 players make a combined 72 Pro Bowls over that span — including 13 that have been named to 26 all-star games in the last eight seasons. The Bolts boasted an NFL-best seven Pro Bowl selections in 2018. In addition to acquiring star players, four players in the last eight drafts went on to earn rookie of the year honors.

Spanos serves as a trustee for the NFL Player Benefit Board and a co-chair on the NFL's Future of Football Advisory Committee. He formerly served as the Chairman of the Board for National Football Scouting and is an Honorary Member of the University of California-San Diego (UCSD) Athletic Board. In addition to his scouting board roles, Spanos is also a board member for the Los Angeles Chargers Impact Fund.

In June 2010, Spanos was named one of the "Top 40 Under 40" Greek-Americans by Greek America Magazine. The acknowledgment came in recognition of his achievements in both business and community leadership. He often represents the organization at various team and community events, speaking at the kickoff event for 2018 Summer Night Lights alongside Los Angeles Mayor Eric Garcetti.

Spanos was born in Stockton, Calif. He attended The Bishop's School in La Jolla, Calif., where he lettered in football as a wide receiver and defensive back. He also lettered in golf and basketball and was a member of three CIF championship teams. After Bishop's, Spanos attended Wake Forest University, graduating with a degree in business.

John and his wife, Jodie, and their son, Jack, reside in Corona del Mar.



JEANNE M. BONK

**EXECUTIVE VICE PRESIDENT —
CHIEF OPERATING OFFICER/
CHIEF FINANCIAL OFFICER**

One of the Chargers' longest-tenured executives, as well as one of the highest-ranking female executives in the National Football League, Jeanne Bonk was named Executive Vice President — Chief Operating Officer/Chief Financial Officer in May 2016.

Bonk originally joined the Chargers in 1991 as Chief Financial Officer. In 1994, she was promoted to Chief Financial and Administrative Officer, a position she retained for seven years. In 2000, Bonk was named Vice President - Chief Financial Officer and in 2005, was promoted to Executive Vice President - Chief Financial Officer.

Bonk's expertise and leadership have been critical to the ongoing success of the organization in many areas. Paramount among her current duties, she actively manages the team's involvement with SoFi Stadium and Hollywood Park.

This past March, Bonk was recognized as a 'Champion of Change,' by the Inglewood Airport Area Chamber of Commerce at the Women Business Leaders Luncheon. She was also nominated by the Orange County Business Journal for the 2019 Women in Business Award. Bonk has also been a presenter and panelist at numerous speaking engagements regarding women in leadership, including at the Chargers Business Alliance in February 2019.

A native of Covina, Calif., Bonk began her professional career in 1983 with the international accounting firm, Price Waterhouse. She worked at Price Waterhouse for eight years, leaving as a senior audit manager to join the Chargers in 1991.

Bonk attended Mater Dei High School in Santa Ana, Calif., before earning a bachelor's degree in business administration and graduating with honors from the University of San Diego in 1983. She majored in accounting and is both a Certified Public Accountant and Chartered Global Management Accountant. Bonk was nominated — and subsequently named a finalist — for the City of San Diego's Chief Financial Officer of the Year Award in 2009 and was also inducted into the Mater Dei High School Ring of Honor in 2011.

Bonk is a member of the American Institute of CPAs, the California Society of CPAs and is also currently a member of the NFL Owners' Audit Committee. She previously sat on the San Diego Humane Society's Audit Committee and the San Diego Diocesan Finance Council. In addition, she previously chaired the Finance Committee of Cathedral Catholic High School for six years.

Jeanne and her husband, Jim, reside in Costa Mesa.



ED MCGUIRE

**EXECUTIVE VICE PRESIDENT OF
FOOTBALL ADMINISTRATION/
PLAYER FINANCE**

Now in his 34th NFL season and 24th with the Chargers, Ed McGuire has worked his way up the football operations staff with the Chargers since joining the team in 1998. Named Executive Vice President of Football Administration/Player Finance in January 2013, McGuire serves as the club's chief negotiator and manages the salary cap while overseeing compliance of NFL and Collective Bargaining Agreement rules. He has been a member of the NFL Player Insurance Trust since 2002.

McGuire's previous roles with the Chargers include Coordinator of Football Operations (1998-00), Vice President of Football Operations (2000-06), Executive Vice President of Football Operations (2007) and Executive Vice President of Football Operations — Assistant General Manager (2008-12).

Throughout his tenure with the Chargers, McGuire has negotiated numerous long-term contracts and contract extensions. In 2004, he negotiated an eight-year contract extension for Hall of Fame running back LaDainian Tomlinson, who earned NFL MVP honors in 2006 and led the league in rushing in back-to-back seasons (2006-07) during the contract. At the time, the deal was the largest contract signed by a running back in NFL history. McGuire also negotiated Philip Rivers' six-year, \$92 million contract extension in 2009 — the largest player contract negotiated in team history at the time — and Rivers' 2015 contract extension.

Last year, McGuire negotiated new contracts and extensions for several key players, including Pro Bowl standouts Keenan Allen and Joey Bosa, locking up two of the best players in franchise history for the foreseeable future.

McGuire joined the Chargers after serving as the Senior Manager of Labor Operations for the NFL's Management Council from 1996-98. He was the league's Manager of Player Personnel from 1991-96 and originally joined the NFL in 1987 as a Player Personnel Analyst. McGuire also worked in the Player Personnel department for the United States Football League from 1984-86.

During his tenure in the National Football League office, McGuire became a leading expert on the NFL's salary cap and Collective Bargaining Agreement, which was created in 1993 between the NFL and the NFL Players Association.

Born in Riverhead, N.Y., McGuire graduated with a degree in athletic administration in 1984 from St. John's University in Jamaica, N.Y. He played football and baseball at Riverhead High School.

McGuire and his wife, Jane, have two children — son, Kevin, and daughter, Shannon — and reside in Laguna Niguel, Calif.



FRED MAAS

**CHIEF OF STAFF
AND COUNSELOR**

Fred Maas is Chief of Staff and Counselor for the Los Angeles Chargers, overseeing all day-to-day business functions for the team as well as serving as resident in-house counsel, reporting to Owner and Chairman of the Board Dean A. Spanos and President of Business Operations A.G. Spanos. With the team's move into its new SoFi Stadium home complete with the start of the 2020 season, Maas is also tasked with assisting Mr. Spanos in the search for a site to build a permanent new training facility.

Maas, who originally joined the Chargers in 2016, previously served as the executive chairman of MRV Systems LLC, a manufacturer of marine robotic vehicles for the oceanographic and defense industries.

Prior to his role at MRV, he was the Chairman and CEO of the San Diego Centre City Development Corporation (CCDC), which oversaw, on behalf of the city, all redevelopment activities for downtown San Diego.

Maas was a principal and served as President and CEO of Black Mountain Ranch, a 4,660-acre property that his partnership acquired in 1988. Then undeveloped land, Black Mountain Ranch is now home to several large-scale residential communities, including Santaluz and Del Sur.

In the 1980s and '90s, Maas served as a partner at Potomac Sports Properties, the exclusive developer of the PGA TOUR Inc. Earlier, Maas represented the TOUR on marketing, regulatory, legislative and tax matters.

Maas has served in a variety of capacities in national, state and local politics over the past 35 years, including stints with Senators Bob Dole and John McCain, Jack Kemp and Governor Mitch Daniels among others. Maas also served as a special advisor to Todd Properties of New Zealand and H.E. Stuart Beck, the late Palauan Ambassador to the United Nations. In 2017, Governor Edmund G. Brown, Jr., appointed Maas as a Commissioner on the California Horse Racing Board.

A native of Rochester, N.Y., Maas graduated cum laude from Syracuse University's College of Law and Hobart College. Maas is admitted to the District of Columbia bar.

Maas has a daughter, Katherine Claire, who resides in New York City.



LADAINIAN TOMLINSON

SPECIAL ASSISTANT

Inducted into the Pro Football Hall of Fame on August 5, 2017, LaDainian Tomlinson is one of the greatest Chargers of all time and one of the most prolific running backs the NFL has ever seen.

Tomlinson, who begins his fifth season as Special Assistant to Chargers Owner & Chairman of the Board Dean Spanos, also currently serves an analyst on NFL Network.

When not tending to his broadcast duties, Tomlinson focusses his efforts on helping further the Chargers' ongoing commitment to the community and fans through the team's expansive community engagement initiatives and public-facing events.

Tomlinson also serves on the TCU Board of Trustees, which helps TCU carry out its mission by setting policy and developing a long-term institutional strategy. The Board meets twice a year and establishes and promotes the overall strategic direction for the university, hires and evaluates the Chancellor, and takes on issues under the leadership of an annually elected chair.

Tomlinson retired from the NFL in 2012 as the league's fifth all-time leading rusher (13,684 career yards) and its second-most prolific scorer (145 career rushing touchdowns).

The Chargers' first-round pick in the 2001 NFL Draft (fifth overall) out of TCU, Tomlinson and his disarming smile were the face of the Chargers franchise during nine seasons in San Diego (2001-09). He set or tied a total of 28 team records, including marks for career rushing yards, rushing touchdowns in a season and total touchdowns.

Tomlinson is one of the most decorated Chargers in history. Among the more than 100 team and NFL awards that he captured during his career, Tomlinson was named NFL Most Valuable Player and Offensive Player of the Year by *The Associated Press* in 2006. That same year, he was named the Walter Payton co-NFL Man of the Year and the runner-up as the *AP* Male Athlete of the Year. Tomlinson was a five-time Pro Bowl selection, three-time first-team All-Pro, two-time second-team All-Pro and runner up for *AP* Offensive Rookie of the Year Award in 2001. Tomlinson was named by his teammates as the Chargers Most Valuable Player and Offensive Player of the Year five times.

LaDainian and his wife, LaTorsha, reside in Colleyville, Texas, with their son, Daylen, and daughter, Dayah.

COMMUNITY

LADAINIAN
TOMLINSON

VETERANS

DRAFT PICKS
& FREE AGENTS

2020 IN
REVIEW

RECORDS
& HISTORY

GENERAL
INFORMATION



ANTONIO GATES

LEGENDS AMBASSADOR

The NFL's all-time record holder for receiving touchdowns by a tight end, Antonio Gates enters his second year as Legends Ambassador for the Chargers. He spent his entire 16-year playing career with the Bolts.

As Legends Ambassador, Gates will help further the Los Angeles Chargers ongoing commitment to the community and fans through the team's expansive community engagement initiatives and public-facing events. This is not an unfamiliar role for Gates, who has a history of working off the field on behalf of charitable causes — most notably as a supporter of the Lupus Foundation of America to honor the memory of his late sister, Pamela.

Gates also served as the honorary chairman for the Shoot to Cure HD for several years, supporting the Huntington's Disease Society of America. He has also been active in causes to help stop domestic violence, support foster youth and benefit homeless, neglected and abused children.

The Detroit, Mich., native became one of the most prolific tight ends in the NFL despite never playing a down of college football. Originally signed as an undrafted rookie free agent by the Chargers in 2003, Gates ultimately helped redefine the tight end position and concluded his career with 21 career multi-touchdown games — the most by a tight end in NFL history. At the time of his retirement, Gates' 21 100-yard performances stood as the fourth-most by a tight end in the NFL's 100-plus year history.

An eight-time Pro Bowl selection, five-time *Associated Press* All-Pro and three-time *Sporting News* first-team All-Pro, Gates is the franchise leader in receptions, receiving yards and touchdowns and ranks second in Chargers history with 220 regular-season games played.



MARK FABIANI

SPECIAL COUNSEL

Mark Fabiani is in his 20th season as the organization's Special Counsel.

Prior to joining the Chargers, Fabiani was the Deputy Campaign Manager for Communications and Strategy for former Vice President Al Gore's 2000 presidential campaign, the closest presidential election in modern history. In addition to serving as the campaign's chief spokesperson, Fabiani was responsible for coordinating the campaign's communications and media strategies and tactics, including the Vice President's post-election Florida vote count effort.

From 1994-96, Fabiani worked as President Bill Clinton's special counsel, providing legal, communications and political counsel to the President and First Lady on allegations and investigations of Whitewater and related matters. Fabiani produced and communicated the legal, legislative and political responses to inquiries from the media, Capitol Hill and investigative agencies. He also served as the White House's principal spokesperson before the national media, appearing regularly on major news shows.

In the 1980s, Fabiani spent four years as deputy mayor of Los Angeles and chief of staff to Mayor Tom Bradley. He managed political strategy, media relations, policy analysis and an executive staff of 129 for the mayor. Fabiani directed day-to-day interaction between the mayor's office and the media, general managers of city departments, the City Council and the city's principal private sector companies and public sector institutions.

A native of Ellwood City, Pa., Fabiani earned a bachelor's degree in philosophy from the University of Redlands before graduating cum laude from Harvard Law School in 1982. He served in senior positions at the United States Department of Justice and the Department of Housing and Urban Development. At the Justice Department, Fabiani was responsible for policy development for the Attorney General and at HUD, he implemented the federal government's Empowerment Zone Initiative for urban revitalization.

Fabiani is currently a partner in the downtown San Diego-based firm, Mark Fabiani & Associates, which provides strategic advice and tactical execution to companies and individuals facing complex financial, marketing, communications and legal challenges.



TOM TELESCO

GENERAL MANAGER

27TH NFL SEASON

9TH SEASON WITH CHARGERS

With a keen eye for acquiring talented players, Tom Telesco enters his ninth season as General Manager of the Chargers in 2021.

Hired by the Chargers in January 2013 at the age of 40, Telesco became the youngest general manager in team history. Telesco immediately helped the Chargers return to the playoffs in 2013 with a roster that featured 25 players who joined the team prior to or during the season. He also put together a 2018 squad that tied for the AFC's best record with 12 victories and won an AFC Wild Card matchup in Baltimore.

In 2020, Telesco made a pair of first-round choices, selecting two *Professional Football Writers of America* All-Rookie Team honorees in quarterback Justin Herbert and linebacker Kenneth Murray Jr. In 15 starts, Herbert shattered the rookie passing record books, earning consensus Offensive Rookie of the Year honors and winning the NFL's Offensive Rookie of the Month award in October and November. His record-setting 31 passing touchdowns also made Herbert the youngest quarterback in history to throw 30 scores in a single season (22 years, 299 days old). The Oregon product helped the Chargers close out the season with four-straight wins, including three of them in a row where he led the team on a game-winning drive in the fourth quarter or overtime. Murray, who started all 16 games for the Bolts, registered a Chargers rookie-record 107 tackles.

His first draft in 2013 featured Keenan Allen, the eventual Offensive Rookie of the Year from the *PFWA*. In 2017, the wide receiver broke the Chargers' single-season receptions record and posted the second-most receiving yards in team history en route to being named the NFL Comeback Player of the Year and earning his first Pro Bowl nod. The receiver then broke his own record for catches in a season in 2019 and, last season, set NFL records for receptions through 100 career games and the fewest games to reach 600 receptions for a career. Allen has been named an all-star each of the last four seasons, tying for the most Pro Bowl selections by a Chargers wide receiver in history.

TELESCO'S CAREER CAPSULE

PLAYING CAREER

Season/s	College/Pro Team	Position
1991-94	John Carroll University	Wide Receiver

BACKGROUND

Carolina Panthers

Scouting Assistant	1995-96
College Scout	1997

Indianapolis Colts

College Scout	1998-2000
Pro Scout	2001-03
Director of Pro Scouting	2004-05
Director of Player Personnel	2006-11
Vice President of Football Operations	2012

Los Angeles Chargers

General Manager	2013-Present
-----------------	--------------

Over his eight years with the organization, Telesco has drafted four players in the first round that went on to make a Pro Bowl with the team in Jason Verrett, Melvin Gordon III, Joey Bosa and Derwin James Jr.

Telesco also has a proven track record with undrafted free agents. His finds have been highlighted by running back Austin Ekeler out of Western State Colorado, Pro Bowl special teamer Adrian Phillips, deep-threat and 1,000-yard receiver Tyrell Williams and special teams stalwart Nick Dzubnar.

On top of his rookie acquisitions, Telesco has brought in some of the top free agent talents in the NFL. Casey Hayward blossomed into one of the top corners in the league, making back-to-back Pro Bowls in 2016-17 while tackle Russell Okung and center Mike Pouncey made the Pro Bowl in their first seasons with the team. Telesco revamped the offensive line this offseason by inking center Corey Linsley, guard Matt Feiler and guard Oday Aboushi in free agency.

A native of Buffalo, N.Y., Telesco prepped at St. Francis High School in Athol Springs, N.Y. Days prior to Super Bowl XLVIII in January 2014, which was co-hosted by New York and New Jersey, Telesco was recognized for his accomplishments on the floor of the New York State Senate by Senator Timothy Kennedy.

After graduating from St. Francis, Telesco played wide receiver at John Carroll University in Ohio. He was a starter on the Blue Streaks' 1994 Ohio Athletic Conference Championship team, and two of his teammates at John Carroll were Chris and Brian Polian, sons of Bill Polian, a 2015 inductee into the Pro Football Hall of Fame.

While attending John Carroll, Telesco spent four summers (1991-94) as a training camp intern with the Buffalo Bills. At that time, the elder Polian was the Bills' general manager. Polian left Buffalo for Carolina in 1994 and after Telesco graduated from John Carroll with a degree in business management in 1995, Polian hired him to work in the Panthers' scouting department. In 1998, Telesco and Polian moved on to Indianapolis, where Telesco would spend his next 15 NFL seasons as a college scout, pro scout, director of pro scouting, director of player personnel and vice president of football operations. He worked in Indianapolis during Peyton Manning's entire career with the Colts and later part of the team that brought Andrew Luck to the Colts with the first pick of the 2012 NFL Draft. Telesco also was involved in Colts drafts that featured four-time Pro Bowl running back Edgerrin James, five-time Pro Bowl wide receiver Reggie Wayne, Dwight Freeney, a seven-time Pro Bowler as a Colt and two-time Pro Bowl selection, and 2007 NFL Defensive Player of the Year Bob Sanders.

Telesco's tenure in Indianapolis was one of the most successful eras in team history. The Colts played in two Super Bowls, including a victory over Chicago in Super Bowl XLI. From 1998-2012, the Colts won 154 regular-season games, eight division titles and they appeared in the playoffs 12 times. Indianapolis set an NFL record with 12 or more wins in seven-consecutive seasons and they won an NFL-record 23-straight regular-season games during the 2008-09 seasons. Their 115 regular-season wins from 2000-09 set a then-league record for wins in a single decade.

In 2015 and 2018, Telesco was invited to be a speaker at the NFL's Career Development Symposium in Arizona. The program, attended by nearly 70 coaches and front office executives, was designed to engage aspiring head coach and general manager candidates. Telesco was one of only two active general managers invited to address participants at the symposium. He is also the co-chairman of the NFL General Manager Advisory Committee.

Telesco and his wife, Larah, have a daughter, Elena, and two sons, Thomas and Nicholas.



BRANDON STALEY

HEAD COACH

5TH NFL SEASON

1ST SEASON WITH CHARGERS

The Los Angeles Chargers hired Brandon Staley as the 17th head coach in franchise history, becoming the first Bolts head coach with a defensive background in over a decade. Staley served as the defensive coordinator in 2020 for the Los Angeles Rams after spending three seasons as the outside linebackers coach for Denver (2019) and Chicago (2017-18).

Staley has coached four Pro Bowlers, some of the most dominant defensive NFL players in recent memory — Khalil Mack in 2018, Von Miller in 2019 and Aaron Donald and Jalen Ramsey last season. Three of those players (Mack, Donald and Ramsey) were also recognized by *The Associated Press* as first-team All-Pro selections. He looks to continue the trend with star Bolts defenders Joey Bosa and Derwin James Jr.

As one of the most progressive defensive minds in football, Staley overhauled a Rams defense to become the best defense in football in 2020. The unit ranked No. 1 in total defense, passing defense and scoring defense while finishing as the third-best rushing defense. The Rams defensive unit improved by more than four points per game in scoring defense from 2019 to post the best single-season average allowed by the team in nearly two decades.

Staley brought innovation on defense from college to the NFL, serving as outside linebackers coach in Chicago (2017-18) and Denver (2019). He served on Vic Fangio's staff in Denver after following the former defensive coordinator from Chicago. The 2019 Broncos defense led the NFL in red zone scoring, allowing a touchdown on just 39.1 percent of red zone drives — the second-lowest allowed by any NFL defense in the last five seasons. In his two years with Chicago, the Bears led the NFL in takeaways (58) while tying for No. 2 with 92 sacks. Staley was part of a staff in 2018 that coached the top-ranked scoring defense in football (17.7 points per game).

Prior to coaching in the NFL, Staley spent three seasons (2013, '15-16) at John Carroll as defensive coordinator/secondary coach and the 2014 season as defensive coordinator/linebackers at James Madison. In his final season as a collegiate coach, Staley earned National Coordinator of the Year honors for Division III by leading the John Carroll unit to rank third in the nation in total defense (218.0 yards per game) and fourth in scoring defense (12.6 points per game).

STALEY'S CAREER CAPSULE

PLAYING CAREER

Season/s	College/Pro Team	Position
2001-04	University of Dayton	Quarterback
2005	Mercyhurst College	Quarterback

COACHING BACKGROUND

Northern Illinois University Graduate Assistant	2006-08
University of St. Thomas Defensive Line/Special Teams	2009
Hutchinson (Kan.) Community College Associate Head Coach/Defensive Coordinator	2010-11
University of Tennessee Graduate Assistant	2012
John Carroll University Defensive Coordinator/Secondary	2013
James Madison University Defensive Coordinator/Linebackers	2014
John Carroll University Defensive Coordinator/Secondary	2015-16
Chicago Bears Outside Linebackers	2017-18
Denver Broncos Outside Linebackers	2019
Los Angeles Rams Defensive Coordinator	2020
Los Angeles Chargers Head Coach	2021

Before his stints at John Carroll and James Madison, Staley was a graduate assistant in 2012 at Tennessee. Staley held his first coordinator job as associate head coach/defensive coordinator at Hutchinson (Kan.) Community College from 2010-11. Over those two seasons, he helped develop Cordarrelle Patterson, Markus Golden and De'Vondre Campbell into NFL Draft picks.

Staley began his coaching career as a graduate assistant at Northern Illinois (2006-08) before coaching the defensive line and special teams in 2009 at St. Thomas. He played quarterback at Dayton, serving as a team captain and was a two-year starter. The Flyers posted a 16-5 record when Staley was the starter from 2003-04. He ended his playing career at Mercyhurst College, playing there in 2005 with his twin brother, Jason. A native of Perry, Ohio, Staley and his wife, Amy, have three sons — Colin, Will and Grant.



RENALDO HILL

DEFENSIVE COORDINATOR

14TH NFL SEASON

1ST SEASON WITH CHARGERS

After a 10-year playing career in the NFL, Renaldo Hill has risen through the coaching ranks and enters his first season as defensive coordinator for the Los Angeles Chargers.

Hill has spent the last two seasons as Denver's defensive backs coach. Under his tutelage, Broncos safety Justin Simmons earned Pro Bowl honors and second-team All-Pro recognition from *The Associated Press* for his performance in the 2019 season. Simmons recorded a career-high five interceptions in 2020, leading Denver's defense with 77 total tackles. In 2019, Hill directed a Denver secondary that contributed to the No. 11 pass defense in the NFL. Simmons led the Broncos with 15 passes defended en route to his first Pro Bowl.

Prior to Denver, Hill worked as an assistant defensive backs coach for the Miami Dolphins in 2018, helping develop a defensive unit that ranked second in the NFL with 21 interceptions and three interceptions returned for touchdowns in 2018. Hill worked closely with Pro Bowl cornerback Xavien Howard, who recorded a league-best seven interceptions in 2018, despite missing four games. In his lone season with Miami, Hill's development of safety Minkah Fitzpatrick helped the rookie earn AP first-team All-Pro and Pro Bowl honors in each of his subsequent two seasons. In his lone year with Miami, Hill helped with a position group that had four players pick off multiple passes — Howard (seven), safety Reshad Jones (three), safety T.J. McDonald (three) and Fitzpatrick (two).

Following his playing career, Hill rose through the coaching ranks at the collegiate level. He spent three seasons tutoring the defensive backs at the University of Pittsburgh (2015-17). Hill worked with three eventual NFL defensive backs, including two selections in the 2018 NFL Draft, Avonte Maddox and Jordan Whitehead. Hill's expertise in the secondary helped Pittsburgh knock off the No. 3 team in the nation, and the eventual National Champions, Clemson, in a 2016 road contest. In the road upset victory, Pittsburgh's defense picked-off quarterback Deshaun Watson on three occasions. Before Pittsburgh, Hill spent two seasons at the University of Wyoming (2012-13), serving in a graduate assistant role in 2012, before working

HILL'S CAREER CAPSULE

PLAYING CAREER

Season/s	College/Pro Team	Position
1997-2000	Michigan State	Cornerback
2001-04	Arizona Cardinals	Cornerback
2005	Oakland Raiders	Safety
2006-08	Miami Dolphins	Safety
2009-10	Denver Broncos	Safety

COACHING BACKGROUND

University of Wyoming	
Graduate Assistant	2012
Cornerbacks	2013
University of Pittsburgh	
Defensive Backs	2015-17
Miami Dolphins	
Assistant Defensive Backs	2018
Denver Broncos	
Defensive Backs	2019-20
Los Angeles Chargers	
Defensive Coordinator	2021

with the cornerbacks in 2013. While aiding Wyoming's defensive staff, Hill worked with an eventual fourth-round draft selection, safety Marqueston Huff.

Over his 10-year playing career, Hill started 114-of-141 games played with Arizona, Oakland, Miami and Denver. He totaled 607 tackles (497 solo), 25 tackles for loss, five forced fumbles, 61 passes defended and 19 interceptions — including one he returned for a touchdown. Hill was selected in the seventh round by the Cardinals in the 2001 NFL Draft and became a regular starter by his third season, where he picked off a career-high five passes. Hill capped his playing career by starting 31 games over his final two seasons with the Broncos (2009-10).

A native of Detroit, Mich., Hill played collegiately close to home at Michigan State University. Hill, a two-time All-Big Ten Conference selection, including first-team honors in 2000, started all 35 game appearances in his final three seasons for the Spartans (1998-2000). In his first two seasons starting at cornerback for Michigan State, Hill played for, and learned from, Head Coach Nick Saban.

Hill and his wife, Tanya, have one son, Rylan, and are expecting a daughter, Tatum, in September 2021.



JOE LOMBARDI

OFFENSIVE COORDINATOR

16TH NFL SEASON

1ST SEASON WITH CHARGERS

Joe Lombardi, a 15-year NFL coaching veteran, enters his first season as offensive coordinator of the Los Angeles Chargers. He has coached four players to a total of 12 Pro Bowls and comes to the City of Angels after serving as the quarterbacks coach of the New Orleans Saints for the last five seasons.

Lombardi coached quarterbacks for 10 seasons over two stints with the Saints (2007-13 and 2016-20) as Drew Brees solidified his legacy as one of the greatest quarterbacks in history, while also helping in the development of Taysom Hill and Teddy Bridgewater. Under Lombardi, Brees completed 69.9 percent of his passes for 44,278 yards and 338 touchdowns with 116 interceptions — good for a 104.6 passer rating — and was an all-star in nine of their 10 years together.

While in New Orleans the Saints captured the team's fourth-straight NFC South Division title in 2020. In a division-clinching home win on Christmas Day, Brees became the first quarterback in NFL history to accumulate over 80,000 career passing yards. Over the last two seasons while Brees was sidelined due to injury, the Saints went 8-1 with Teddy Bridgewater and Taysom Hill, as the pair of signal-callers helped New Orleans continue on their quest toward eventual NFC South Division titles in 2019 and 2020.

Despite missing five regular season games in 2019, Brees still led the NFL with a league-best 74.3-percent completion mark, one season after setting the NFL record with a 74.4 completion percentage and 13-2 record as the starter. His historic 2018 season was capped with another Pro Bowl acknowledgement, being named the starting QB for the NFC, and receiving second-team All-Pro acknowledgement from *The Associated Press*. With the help of Lombardi in 2016, Brees set the NFL single-season completions record with 471 completed pass attempts, accounting for his fifth career season with 5,000-plus passing yards.

LOMBARDI'S CAREER CAPSULE

PLAYING CAREER

Season/s	College/Pro Team	Position
1990-93	Air Force Academy	Tight End

COACHING BACKGROUND

University of Dayton	
Defensive Line	1996-98
Virginia Military Institute	
Tight Ends/Tackles	1999
Bucknell University	
Defensive Line/Strength & Conditioning	2000
N.Y./N.J. Hitmen (XFL)	
Tight Ends/Running Backs	2001
Mercyhurst College	
Offensive Coordinator/Quarterbacks	2002-05
Atlanta Falcons	
Defensive Assistant	2006
New Orleans Saints	
Offensive Assistant	2007-08
Quarterbacks	2009-13
Detroit Lions	
Offensive Coordinator	2014-15
New Orleans Saints	
Quarterbacks	2016-20
Los Angeles Chargers	
Offensive Coordinator	2021

Between his stints with the Saints, Lombardi was the offensive coordinator for the Detroit Lions. In 2014 with Detroit, the offense featured Hall of Fame wide receiver Calvin Johnson and Golden Tate as the first pair of Lions teammates since 2006 to each reach 1,000 receiving yards in a season. Johnson, Tate and quarterback Matthew Stafford were each selected to the Pro Bowl. Of Detroit's 11 wins in 2014, five were fourth-quarter or overtime comeback efforts, led by Stafford.

Before Detroit, Lombardi spent seven seasons with New Orleans, working directly with Brees as the Saints' quarterbacks coach for the latter five seasons (2009-13). During the pair's first stint together, Brees owned an NFL-record 54-game passing touchdown streak from 2009-12. Lombardi spent his first two seasons with the Saints in an offensive assistant role. Lombardi broke into the NFL as a defensive assistant for the Atlanta Falcons in 2006, working primarily with a defensive line group that amassed 25.5 sacks as a unit.

Lombardi broke into the NFL as a defensive assistant for the Falcons in 2006 before joining the Saints as an offensive assistant from 2007-08. He served as offensive coordinator/quarterbacks coach at Mercyhurst (2002-05) after coaching in various roles for the N.Y./N.J. Hitmen of the XFL (2001), Bucknell (2000), Virginia Military Institute (1999) and Dayton (1996-98).

From 2002-05, Lombardi gained game-planning and play-calling experience as the offensive coordinator and quarterbacks coach at Mercyhurst College. In his final season with the Lakers, Lombardi's quarterback room featured a transfer from the University of Dayton, Brandon Staley.

Lombardi broke into the coaching ranks in 1996, working with the defensive line at the University of Dayton. He spent three years at Dayton, a time period which featured a stretch of 20-straight wins for the Flyers.

A graduate of the United States Air Force Academy in 1994, Lombardi, a three-time letter-winning tight end for the Falcons, also earned a varsity letter in lacrosse at the Air Force Academy. Lombardi went on to serve a four-year tour of active duty as a United States Air Force officer following graduation. An active contributor to the Saints' military-supporting initiatives, Lombardi was named the club's 2018 NFL Salute to Service Award nominee.

A native of Seattle, Wash., Lombardi is the grandson of Pro Football Hall of Fame Coach and two-time Super Bowl Champion Vince Lombardi. Joe and his wife, Molly, have seven children.



DERIUS SWINTON II

SPECIAL TEAMS COORDINATOR

12TH NFL SEASON

1ST SEASON WITH CHARGERS

Having coached special teams at the NFL level for 11 seasons, Derius Swinton II enters his first year as special teams coordinator of the Los Angeles Chargers in 2021.

He joins the Chargers after spending the 2020 season as the assistant special teams coach for the Arizona Cardinals. Swinton also spent training camp in 2019 with the Cardinals after working as an offensive assistant for the Detroit Lions during the 2018 season.

Swinton previously served as special teams coordinator for San Francisco in 2016. With the 49ers, he improved the team's kickoff return average allowed by nearly six full yards to have the fifth-ranked kickoff return team in the NFL that season (19.8). He bookended that appointment in the Bay Area as a special teams assistant for Chicago in 2015 and 2017, working with Head Coach Brandon Staley in his second stint with the Bears. Swinton helped Chicago rank No. 3 in the NFL in 2017 with a 10.5-yard punt return average. The 2015 season was highlighted by kicker Robbie Gould making 33 field goals, including a career-best seven from 50-plus yards.

As the assistant special teams coach with Denver, Swinton helped coach Matt Prater to a Pro Bowl selection in 2013 — the same year the second-team All-Pro drilled an NFL-record 64-yard field goal and made over 96 percent of his attempts. Swinton held the same position with Kansas City in 2012, helping Dustin Colquitt average a career-high 46.8 yards per punt en route to his first Pro Bowl selection.

Swinton began his coaching career as a defensive graduate assistant at Tennessee (2007-08) before starting his NFL career as a special teams quality control for St. Louis (2009-11) and Kansas City (2012). In his lone season with the Chiefs, punter Dustin Colquitt was named to the Pro Bowl.

SWINTON'S CAREER CAPSULE

PLAYING CAREER

Season/s	College/Pro Team	Position
2003-06	Hampton University	Safety

COACHING BACKGROUND

University of Tennessee		
Defensive Graduate Assistant		2007-08
St. Louis Rams		
Special Teams Quality Control		2009-11
Kansas City Chiefs		
Special Teams Quality Control		2012
Denver Broncos		
Assistant Special Teams		2013-14
Chicago Bears		
Assistant Special Teams		2015
San Francisco 49ers		
Special Teams Coordinator		2016
Chicago Bears		
Assistant Special Teams		2017
Detroit Lions		
Offensive Assistant		2018
Arizona Cardinals		
Assistant Special Teams		2020
Los Angeles Chargers		
Special Teams Coordinator		2021

While with the Volunteers, he helped Eric Berry earn All-America honors as a sophomore and second-team All-Southeastern Conference recognition as a freshman. In 2008, Tennessee ranked No. 3 in the nation in total defense.

A native of Newport News, Va., Swinton was a two-sport athlete at Hampton University, doubling as a star in the secondary and key contributor on the basketball team.



DERRICK ANSLEY

SECONDARY

2ND NFL SEASON

1ST SEASON WITH CHARGERS

Derrick Ansley, who enters his first season as secondary coach of the Los Angeles Chargers in 2021, spent the last two seasons as the defensive coordinator/defensive backs coach at the University of Tennessee. He returns to the AFC West, where he spent time in as a member of the Raiders coaching staff in 2018.

Over the last two years at Tennessee, Ansley recruited and developed talent at one of the highest levels of college football. In his first season leading the Volunteers defense, Ansley's unit ranked top-25 nationally in total defense, passing defense and interceptions. His group featured 11 first-time defensive starters, including five freshmen. In his first season with the Volunteers, Ansley tutored defensive back Nigel Warrior to be a first-team All-Southeastern Conference selection from *The Associated Press* and linebacker Henry To'o To'o earn first-team Freshman All-America honors by *The Athletic*. That year, the passing defense improved by nearly 30 net yards per game over 2018, and, following the season, linebacker Darrell Taylor was a second-round pick by the Seattle Seahawks in the 2020 NFL Draft. The 194.0 passing yards per game allowed in his first season as defensive coordinator was the second-best in a single season by a Tennessee defense in a decade.

Before returning to the SEC, Ansley spent a season tutoring defensive backs for the Oakland Raiders. In his lone season with the Raiders, the defensive unit increased their interception total from the year prior by nearly double digits (nine). Ansley worked directly with second-year cornerback Gareon Conley, who finished the 2018 season ranked fifth in the NFL with 15 passes defensed.

ANSLEY'S CAREER CAPSULE

PLAYING CAREER

Season/s	College/Pro Team	Position
2001-04	Troy University	Safety

COACHING BACKGROUND

Huntingdon College	
Defensive Backs	2005-09
University of Alabama	
Defensive Graduate Assistant	2010-11
University of Tennessee	
Defensive Backs	2012
University of Kentucky	
Defensive Backs	2013-14
Co-Defensive Coordinator/Secondary	2015
University of Alabama	
Defensive Backs	2016-17
Oakland Raiders	
Defensive Backs	2018
University of Tennessee	
Defensive Coordinator/Defensive Backs	2019-20
Los Angeles Chargers	
Secondary	2021

Before his time with the Raiders, Ansley directed with the defensive backs group at the University of Alabama for two seasons (2016-17), helping the Crimson Tide rank No. 1 in the nation in total defense and scoring defense in both seasons. He tutored Minkah Fitzpatrick to a pair of All-American seasons, including a unanimous selection following the 2017 season. That same year, Fitzpatrick was the recipient of the Jim Thorpe Award — which recognizes college football's best defensive back — in a season that saw Alabama defeat second-ranked Clemson in the 2017 College Football Playoff National Championship. That two-year stretch saw the Alabama secondary feature six eventual NFL Draft selections and marked Ansley's second stint as a member of the Crimson Tide's coaching staff.

Before returning to Tuscaloosa, Ala., he spent three seasons at the University of Kentucky (2013-15). Ansley spent the first two seasons coaching the defensive back group, before adding co-defensive coordinator duties for the 2015 season. In his final season in Lexington, Ansley helped direct a defensive unit that recorded a school-record six defensive touchdowns and 23 total takeaways. As a unit, Kentucky's 2015 defense ranked No. 2 in the SEC in takeaways.

After two seasons as a defensive graduate assistant at Alabama (2010-11), Ansley's first opportunity as an SEC position coach came at Tennessee (2012). In his first stint leading the Vols' secondary, Ansley tutored future NFL defensive backs Justin Coleman and Brian Randolph, as safety Byron Moore led the SEC with five interceptions.

Following an illustrious playing career at Troy University, Ansley spent five seasons at Huntingdon College (Ala.), working with the defensive backs for five seasons (2005-09).

During his time with the Hawks, Huntingdon recorded the program's first NCAA Division III playoff appearance and produced a winning record in four out of his five seasons, including two eight-win campaigns.

Ansley started 40 consecutive games for Troy in the secondary from 2001-04, recording 19 career interceptions — the second-most by any player in program history. Ansley's junior season featured a career-high nine picks, which were the third-most by any player in college football in 2003. A first-team All-Sun Belt Conference selection as a senior in 2004, Ansley contributed significantly to a defensive unit that featured future NFL All-Pro pass-rushers Demarcus Ware and Osi Umenyiora.

Ansley, a native of Tallassee, Ala., and his wife, Alaea, have one daughter, Selena.



CHRIS BEATTY

WIDE RECEIVERS

1ST NFL SEASON

1ST SEASON WITH CHARGERS

Chris Beatty arrives in Los Angeles to coach wide receivers for the Chargers after serving in the same capacity at the University of Pittsburgh over the last two seasons (2019-20). On top of developing premier talent on the perimeter for the Panthers' offense, Beatty held a prominent role in Pittsburgh's recruiting efforts. In 2019, two of Beatty's wide receivers, Maurice Ffrench and Taysir Mack, combined to lead Pittsburgh and record the most receptions by a pair of receivers in the Atlantic Coast Conference (159). With the help of Beatty, Ffrench's 96 catches in 2019 broke Cardinals wide receiver Larry Fitzgerald's single-season school record.

Beatty joined Pittsburgh's staff after three seasons at the University of Maryland (2016-18), working with the wide receivers and handling associate head coach and co-offensive coordinator responsibilities over his final two seasons in College Park, Md.

During his time with the Terrapins, Beatty was integral in the development of eventual first-round draft selection D.J. Moore, who was named 2017 Big Ten Wide Receiver of the Year. On the recruiting landscape, Beatty's presence helped Maryland secure top-30 nationally-ranked recruiting classes in both the 2017 and 2018 recruiting cycles.

He spent one season as the assistant head coach at the University of Virginia (2015), working primarily with the running backs. In his lone season with the Cavaliers, Taquan Mizzell amassed nearly 1,500 yards from scrimmage.

Beatty worked two seasons at the University of Wisconsin (2013-14), tutoring the wide receivers and adding recruiting coordinator responsibilities in his second season. In two years, the Badgers won a combined 20 games and appeared in New Year's Day bowl games to cap each season. The 2014 Wisconsin team went 11-3, won the Big Ten West and defeated Auburn in the Outback Bowl.

BEATTY'S CAREER CAPSULE

PLAYING CAREER

Season/s	College/Pro Team	Position
1991-94	East Tennessee State	Wide Receiver
1995	Baltimore Stallions (CFL)	Wide Receiver
1997	Hamilton Tiger-Cats (CFL)	Wide Receiver

COACHING BACKGROUND

North Stafford (Va.) High School	Head Coach	1998-2000
Salem (Va.) High School	Head Coach	2001-02
Landstown (Va.) High School	Head Coach	2003-05
Hampton University	Offensive Coordinator/Quarterbacks	2006
Northern Illinois University	Running Backs	2007
West Virginia University	Running Backs/Slot Receivers	2008-10
Vanderbilt University	Wide Receivers/Recruiting Coordinator	2011
University of Illinois	Co-Offensive Coordinator/Quarterbacks	2012
University of Wisconsin	Wide Receivers	2013
	Wide Receivers/Recruiting Coordinator	2014
University of Virginia	Assistant Head Coach	2015
University of Maryland	Wide Receivers	2016
	Co-Offensive Coordinator/Assoc. Head Coach/WRs	2017-18
University of Pittsburgh	Wide Receivers	2019-20
Los Angeles Chargers	Wide Receivers	2021

Prior to Wisconsin, Beatty spent 2012 as the co-offensive coordinator, primarily working with the quarterbacks, at the University of Illinois after one season as the wide receivers coach and recruiting coordinator at Vanderbilt University (2011). In his one season with the Commodores, Beatty developed one of the most prolific offensive weapons in the Southeastern Conference, and eventual second-round choice in the 2014 NFL Draft, Jordan Matthews.

From 2008-10, he developed the running backs and slot receivers at West Virginia University. Running back Noel Devine directly benefitted from Beatty's tutelage, as he accumulated over 3,600 rushing yards in their three seasons together.

In his final two seasons with WVU, Beatty developed and instructed the eventual No. 8-overall selection in the 2013 NFL draft, wide receiver Tavon Austin.

Beatty spent one season as the running backs coach at Northern Illinois University (2007), working alongside of then-graduate assistant, and current Chargers Head Coach, Brandon Staley. Despite the Huskies posting a 2-10 record, running back Justin Anderson rushed for 1,245 yards under Beatty's guidance.

His first opportunity at leading a collegiate offense came in 2006, serving as offensive coordinator, while also working with the quarterbacks, at Hampton University. In his lone season at Hampton, the Pirates, who posted a 10-2 regular season record, won the Mideastern Atlantic Conference and secured a berth in the FCS playoffs. Beatty's offense was the No. 7-ranked scoring offensive in the FCS in 2006, averaging 34.2 points per game. Hampton's 2006 team featured six players that eventually earned NFL contracts. On the other side of the ball, Hampton's secondary received veteran support from a senior defensive back, Special Teams Coordinator Derius Swinton II.

Beatty's coaching career began at the high school level, spanning eight years as a head coach at three different Virginia high schools. Leading the Landstown High School (2003-05), Salem High School (2001-02) and North Stafford High School (1998-2000) programs, Beatty amassed a combined record of 78-18 over his nine total seasons, prior to embarking on a coaching career in the collegiate ranks.

As the Head Coach at Landstown, Beatty led the Eagles to three-straight state championship game appearances, winning the Virginia 3A State Championship in 2004. Beatty was named Virginia 3A Coach of the Year following the 2004 season, as Landstown finished the year 14-0 and ranked No. 9 nationally, led by future NFL wide receiver Percy Harvin.

In four seasons as a wide receiver at East Tennessee State University, Beatty graduated from ETSU as the program's all-time leader in career receiving yards. He earned All-Southern Conference honors following his senior season, earning a bachelor's degree from ETSU in 1995.

Beatty then went on to play in the Canadian Football League, signing with the CFL-expansion Baltimore Stallions in 1995. Two seasons later, he signed with the Hamilton Tiger-Cats, before retiring and entering the coaching profession.

A native of Centreville, Va., Beatty and his wife, Kris, have one son, Aaron.



MAYUR CHAUDHARI

ASSISTANT SPECIAL TEAMS

4TH NFL SEASON

1ST SEASON WITH CHARGERS

Mayur Chaudhari enters his first season as assistant special teams coach for the Los Angeles Chargers. He served in a similar capacity with the Atlanta Falcons for each of the last three seasons.

Chaudhari brings over 20 years of coaching experience to the Chargers staff. During his three years with Atlanta (2018-20), Chaudhari's work with K Younghoe Koo helped Koo develop into one of the NFL's top kickers. Named NFC Special Teams Player of the Month for November, Koo was part of a three-way tie for the most points scored in 2020, as his 37 made field goals led the NFL. Chaudhari's first experience at the NFL level came in the summer of 2015 when he spent training camp with the Falcons as the club's Bill Walsh Minority Coaching Fellow.

Prior entering the NFL ranks in a full-time capacity, Chaudhari's coaching career spanned nearly two decades at the collegiate level. Chaudhari served as special teams coordinator at the University of Hawai'i from 2016-17, adding the responsibility of working with the Rainbow Warriors' tight ends in 2016, then defensive ends in 2017. In his first season with Hawai'i, Chaudhari worked closely with current Colts P Rigoberto Sanchez, was a perfect 13-of-13 on field goal attempts in 2016 and set the school-record for career punt average under Chaudhari's guidance.

Prior to his time at Hawai'i, Chaudhari spent two seasons at NCAA Division II Lenoir-Rhyne University, working with the special teams units for the Bears and coaching the secondary. Lenoir-Rhyne's punt unit, under Chaudhari's direction, ranked No. 4 the nation in net punt average and led the South Atlantic Conference. Two of his specialists, P Michael DeStephens and KR Kristaan Ivory, earned All-SAC honors in 2015. S Kyle Dugger, an eventual second-round draft pick, was named SAC Defensive Freshman of the Year and S Chris Shaffer was named First-Team All-SAC following the 2015 season, both under Chaudhari's guidance. In his first season with Lenoir-Rhyne, the Bears won the SAC and earned the top seed in the Division II playoff bracket.

CHAUDHARI'S CAREER CAPSULE

COACHING BACKGROUND

UC Davis

Offensive Assistant/Video Coordinator 1998-99
Assistant Running Backs/Video Coordinator 2000
Assistant Tight Ends/Video Coordinator 2001

Menlo College

Running Backs/Video Coordinator 2005

Stanford University

Defensive Intern 2006

UC Davis

Linebackers 2007

San Jose State University

Graduate Assistant 2008-09

Virginia Military Institute

Safeties/Nickels 2010

United States Military Academy Prep School

Special Teams/Secondary/Wide Receivers 2011-12

United States Military Academy

Safeties 2013

Lenoir-Rhyne University

Special Teams Coordinator/Secondary 2014-15

University of Hawai'i

Special Teams Coordinator/Tight Ends 2016
Special Teams Coordinator/Defensive Ends 2017

Atlanta Falcons

Assistant Special Teams 2018-20

Los Angeles Chargers

Assistant Special Teams 2021

Chaudhari spent one season at the United States Military Academy (2013), prepping the Black Knights' safeties at West Point, after holding a variety of roles at the U.S. Military Academy Prep School for the prior two years (2011-12). He served as special teams coordinator during each of his two seasons at the Prep School, while also working with the linebackers and wide receivers. Chaudhari also served as the preparatory institution's head track and field coach.

Chaudhari worked as the secondary coach at Virginia Military Institute in 2010, working closely with the nickel defensive backs in the defensive unit's sub-package. He earned his role at VMI after two seasons as a graduate assistant at San Jose State (2008-09), assisting the special teams units, the linebackers group and the secondary.

He returned to his alma mater, UC Davis, in 2007 as the linebackers coach, after spending one season as a defensive intern at Stanford University.

Chaudhari entered the coaching profession in 1998 at UC Davis, serving as an offensive assistant and as the team's video coordinator. He would remain with the Aggies for the following three seasons, serving in a variety of offensive coaching roles, while remaining the team's video coordinator. Following a break from the profession, he returned to coaching in 2005, tutoring the running backs at Menlo College.

A native of San Jose, Calif., Chaudhari earned his bachelor's degree from UC Davis in 2002. He and his wife, Leigh, reside in Irvine, Calif.



SHANE DAY

PASSING GAME COORDINATOR/ QUARTERBACKS

13TH NFL SEASON

1ST SEASON WITH CHARGERS

One of the top quarterback gurus in football, Shane Day joins the Los Angeles Chargers as the passing game coordinator/quarterbacks coach for his first season with the team. He is tasked with continuing the development of reigning Offensive Rookie of the Year and former No. 6 overall selection Justin Herbert.

Day spent the last two seasons directing the quarterbacks group of the San Francisco 49ers, where in a two-season span (2019-20), three different 49ers quarterbacks recorded starts. Day's tutelage in 2019 helped *Sporting News* Comeback Player of the Year Jimmy Garoppolo lead San Francisco to a 13-3 record, securing an NFC West Division crown, NFC Championship win and Super Bowl LIV appearance. Garoppolo finished top-five in the NFL in both touchdown passes (27) and completion percentage (69.1) among qualified passers.

Day returned to the Bay Area after working with the Miami Dolphins for three seasons (2016-18), guiding the tight end group. In his first season with the Dolphins, Miami reached 10 wins — winning nine of the team's final 11 games — the most by a Dolphins squad since 2008. After losing Pro Bowler Jordan Cameron in Week 3, Day played an influential role in Dion Sims' production within the offense, guiding the unit's overall execution. In 2018, Day helped second-round pick Mike Gesicki transition to the NFL.

In two seasons as the assistant offensive line coach in Washington (2014-15), working under then-offensive coordinator Sean McVay, tackle Trent Williams was named second-team All-Pro by *The Associated Press* (2015) and earned Pro Bowl nods following each of those two seasons. During his tenure with Washington, Day worked with an offensive front that protected quarterback Kirk Cousins, who set a number of the franchise's passing records, along with leading the NFL with a 69.8 completion percentage mark, in 2015.

DAY'S CAREER CAPSULE

PLAYING CAREER

Season/s	College/Pro Team	Position
1996-97	Rhodes College	Wide Receiver

COACHING BACKGROUND

Auburn Riverside (Wash.) High School		
Wide Receivers		2001
Quarterbacks		2002
Offensive Coordinator/Quarterbacks		2003-04
University of Michigan		
Offensive Quality Control		2006
San Francisco 49ers		
Offensive Quality Control		2007-09
Chicago Bears		
Quarterbacks		2010-11
University of Connecticut		
Quarterbacks		2012-13
Washington Redskins		
Assistant Offensive Line		2014-15
Miami Dolphins		
Tight Ends		2016-18
San Francisco 49ers		
Quarterbacks		2019-20
Los Angeles Chargers		
Passing Game Coordinator/Quarterbacks		2021

Prior to Washington, Day served as the quarterbacks coach at the University of Connecticut from 2012-13, eventually taking over offensive play-calling duties for the final three games of the 2013 campaign. Connecticut started the season 0-9, though after Day took over as the offense's play-caller the Huskies finished the season 3-0, scoring an average of 33.7 points per contest.

Day entered the collegiate ranks after two seasons as quarterbacks coach of the Chicago Bears (2010-11). In his first season with Chicago in 2011, quarterback Jay Cutler led the Bears to an 11-5 record and NFC North Division title, advancing to the NFC Championship Game. The following season, three different players in Day's position group started a game under-center for Chicago.

Day broke into the NFL as an offensive quality control coach with the San Francisco 49ers in 2007, occupying that role for three seasons. In each of his three seasons, Day helped a different offensive position group. After starting with the quarterback group in 2007, he went on to assist the running backs, then the offensive line, in 2008 and 2009, respectively. He joined San Francisco's staff after one season as an offensive quality control coach at the University of Michigan. In Ann Arbor, Mich., Day also worked with the quarterbacks group, helping tutor eventual NFL quarterback Chad Henne.

Day entered the coaching profession at the high school level. After his collegiate playing career, he worked as a salesman at Sears and as a high school laboratory associate, while doubling as a high school football coach. Day first worked with the wide receivers at Auburn Riverside High School in 2001, eventually earning the offensive coordinator position.

Day was a two-sport athlete as an undergraduate at Rhodes College in Memphis, Tenn., contributing on both the football and baseball teams. A letter-winning wide receiver on the football team, Day began as a middle infielder for the Lynx baseball team, before finding a contributing role as an outfielder. Day later earned a degree in English from his hometown institution, Kansas State University, in 1999.

Day and his wife, Christie, have one daughter, Vivienne.



TOM DONATELL

ASSISTANT SECONDARY

5TH NFL SEASON

1ST SEASON WITH CHARGERS

After a four-year stint in the Pacific Northwest, Tom Donatell enters his first season as assistant secondary coach of the Los Angeles Chargers in 2021.

Donatell returns to the City of Angels after serving as a quality control coach for the Seattle Seahawks since 2017. In his four seasons aiding Seattle's defensive coaching staff, Seahawks defenders earned a combined seven Pro Bowl nods. In each of Donatell's four seasons in the Pacific Northwest, linebacker Bobby Wagner was a Pro Bowler and earned first-team All-Pro recognition from *The Associated Press*.

After his first season with the Seahawks, serving as an associate to Defensive Coordinator Ken Norton Jr., Donatell's responsibilities grew, spearheading advance video evaluation efforts of Seattle's upcoming opponents for the defensive coaching staff. He also conducted self-scouting endeavors on a routine basis, evaluating and contributing to the defense's week-to-week evolving playbook.

Prior to joining the Seahawks' staff in 2017, Donatell served as a defensive graduate assistant at the University of South Florida (2013-14) and at UCLA (2015-16).

DONATELL'S CAREER CAPSULE

PLAYING CAREER

Season/s	College/Pro Team	Position
2008-12	University of Iowa	Safety/Linebacker

COACHING BACKGROUND

University of South Florida	
Graduate Assistant	2013-14
UCLA	
Graduate Assistant	2015-16
Seattle Seahawks	
Quality Control/Defense	2017-20
Los Angeles Chargers	
Assistant Secondary	2021

The son of Denver Broncos Defensive Coordinator Ed Donatell, Tom Donatell rotated at linebacker and safety as a collegiate player for the University of Iowa from 2008-12. He started eight games at strong safety for the Hawkeyes as a senior in 2012, securing two interceptions and a recording one forced fumble over his career.

Donatell and his wife, Rebecca, have three sons, Drake, Jack and Bennett.



DERRICK FOSTER

RUNNING BACKS

1ST NFL SEASON

1ST SEASON WITH CHARGERS

Derrick Foster enters his first season as running backs coach of the Los Angeles Chargers in 2021 after spending three seasons tutoring the running backs group at the University of Iowa (2018-20).

Under Foster's direction last season, Tyler Goodson was a first-team All-Big Ten selection by both the conference's coaches and the media, becoming the first Iowa running back to earn first-team all-conference honors since 2008. Foster was instrumental in the recruiting aspect while at Iowa, serving as the program's offensive recruiting coordinator for the last two years. Running back Makhi Sargent was signed as an undrafted rookie this offseason by the Titans after recording 20 rushing touchdowns under Foster in Iowa City, Iowa.

Prior to Iowa, Foster served as Samford University's run game coordinator/running backs coach for two seasons (2016-17), following a three-year stretch at Northwestern State University (2013-15). After coaching the running backs at Northwestern State in 2013, Foster transitioned to directing the wide receiver group from 2014-15, developing some of the top receivers in program history. In 2014, eventual NFL pass-catcher Ed Eagan set the program's single-season receptions record with 73 catches under Foster's tutelage. In a game against McNeese State, Eagan recorded 238 yards off of 13 receptions, as the yardage set a new school record and the 13 receptions tied the program's top mark in a single game. Foster also tutored Bryant Mitchell, who went on to play for the Buccaneers and in the CFL.

Foster spent one season as an assistant coach at the University of Tennessee (2012), helping the offensive coordinator and the running backs group, after serving in a similar capacity at Valdosta State University in 2011. During his lone season in Knoxville, Tenn., Foster worked alongside Head Coach Brandon Staley and Secondary Coach Derrick Ansley.

FOSTER'S CAREER CAPSULE

PLAYING CAREER

Season/s	College/Pro Team	Position
2007-10	Southwest Baptist College	RB/WR

COACHING BACKGROUND

Valdosta State University		
Assistant Coach		2011
University of Tennessee		
Assistant Coach		2012
Northwestern State University		
Running Backs		2013
Wide Receivers		2014-15
Samford University		
Run Game Coordinator/Running Backs		2016-17
University of Iowa		
Running Backs		2018
Running Backs/Offensive Recruiting Coordinator		2019-20
Los Angeles Chargers		
Running Backs		2021

At Valdosta State (2011), Foster contributed to the responsibilities of the offensive coaching staff, while also working with the punt and punt return teams. During his time at Valdosta State, he contributed to the development of future NFL wide receiver Seantavious Jones.

Foster entered the coaching ranks following his playing career at then-Southwest Baptist College. He started 41-of-44 career game appearances at wide receiver for the Bearcats, graduating in 2010 with a bachelor's degree in sport management.

Foster, a native of Goshen, Ala., and his wife, Bianca, have two children, Cooper and Brielle.



KEVIN KOGER

TIGHT ENDS

3RD NFL SEASON

1ST SEASON WITH CHARGERS

Kevin Koger joins the Chargers staff as tight ends coach after two seasons as an offensive quality control coach with the Packers (2019-20), helping Green Bay secure back-to-back appearances in the NFC Championship Game.

While primarily assisting Packers offensive coordinator Nathaniel Hackett, Koger also contributed to the instruction of the tight ends group, helping develop Robert Tonyan over the last two seasons. Last year, the breakout tight end recorded 52 catches for 586 yards and 11 receiving scores — the most receiving touchdowns by any tight end in the NFL.

Prior to Green Bay, Koger spent three seasons at Eastern Kentucky University (2016-18), working with the tight end group and adding special teams coordinator responsibilities in his final season with the Colonels. In his lone season as special teams coordinator, ECU's kickoff return unit led the Ohio Valley Conference with a mark of 23.2 yards-per-return and was second in the OVC in net punt average, while Koger's punt return unit blocked two of the opponent's punt attempts.

Koger's first two seasons at ECU centered around developing the receiving corps for current eventual NFL QB Tim Boyle, as the Eastern Kentucky pass-catchers helped Boyle lead the OVC in passing yards and completion percentage in 2017. Koger helped Ryan Markush earn All-OVC honors in 2017 after finishing second in the conference in touchdown receptions (nine) and third in receiving yards (745).

Prior to Eastern Kentucky, Koger spent one season as an offensive quality control coach at the University of Tennessee (2015). In his lone season in Knoxville, Tenn., primarily working with the wide receivers and offensive line, the Volunteers posted a 9-4 record, with an Outback Bowl victory.

Koger broke into the collegiate coaching ranks at his alma mater, the University of Michigan, in 2013. In two seasons at Michigan, his graduate assistant role also featured work with the tight ends group, while also contributing to the special teams units. Koger's work involved the development of 2013 All-Big Ten Freshman

KOGER'S CAREER CAPSULE

PLAYING CAREER

Season/s	College/Pro Team	Position
2008-11	University of Michigan	Tight End

COACHING BACKGROUND

Saline (Mich.) High School		
Tight Ends/Wide Receivers		2012
University of Michigan		
Graduate Assistant		2013-14
University of Tennessee		
Offensive Quality Control		2015
Eastern Kentucky University		
Wide Receivers		2016-17
Special Teams Coordinator/Wide Receivers		2018
Green Bay Packers		
Offensive Quality Control		2019-20
Los Angeles Chargers		
Tight Ends		2021

Team selection Jake Butt, who went on to later win the John Mackey Award, which is given annually to college football's top tight end, as a senior in 2016.

Following his graduation from Michigan in 2012, Koger spent one season coaching the tight ends and wide receivers at Saline (Mich.) High School.

A four-year letter-winner and three-year starting tight end for the Wolverines (2008-11), Koger capped his time at Michigan by being named All-Big Ten Honorable Mention by both the conference's coaches and the media following his senior season in 2011. Entering his senior season, Koger was voted a team captain. Over his four years in Ann Arbor, Mich., Koger logged 47 game appearances with 30 starting nods at tight end. Prior to the 2010 season, Koger was featured on the John Mackey Award's preseason watch list. He graduated in 2012 with a bachelor's degree in sport management.

The Toledo, Ohio native was an All-Ohio selection as a senior for Toledo Whitmer (Ohio) High School.

Koger and his wife, Tiffany, have two sons, Hayes and Kingston.



JAY RODGERS

**RUN GAME COORDINATOR/
OUTSIDE LINEBACKERS**

13TH NFL SEASON

1ST SEASON WITH CHARGERS

A former recipient of the John Teerlinck Award, which is given annually to the NFL's top defensive line coach, Jay Rodgers brings 12 years of NFL coaching experience to the Los Angeles Chargers as the run game coordinator/outside linebackers coach after spending the last six seasons with the Chicago Bears.

In six seasons with Chicago, Rodgers directed with a defensive front that routinely provided support up front for a top-ranked defensive unit. In 2018, Chicago boasted the NFL's top run defense (80.0) while holding opponents to a league-low 17.7 points per game. The unit was led by Akiem Hicks, who earned AP second-team All-Pro honors in 2018 and was selected to his first career Pro Bowl. Under Rodgers' tutelage from 2016-20, Hicks recorded the seventh-most sacks by an interior defensive lineman in the NFL (27.5), despite missing most of the 2019 season.

Prior to his time in Chicago, Rodgers spent six seasons with the Denver Broncos (2009-14), overseeing the defensive line for the final three seasons. In his first year, Elvis Dumervil was named to his third career Pro Bowl as the defensive front helped the entire unit record 52 sacks — the league's best mark in 2012. In his three seasons directing the defensive front (2012-14), the Broncos defense owned the NFL's best mark for the lowest rushing average (90.8), while allowing the fewest amount of 10-plus-yard runs in the league.

Rodgers entered the coaching ranks as a graduate assistant at Louisiana State University in 2001. His first season was spent working with the offensive staff, as the 2001 Tigers won the SEC and defeated Illinois in the Sugar Bowl. Rodgers then switched over the defensive side and assisted the defensive staff for the 2002 season. He then proceeded to Dodge City (Kan.) Community College, serving as the passing game coordinator, while also coaching the quarterbacks and wide receivers, for one season (2003), before returning to Missouri State University as the team's quarterbacks coach in 2004. Rodgers then spent two seasons in a similar role at Stephen F. Austin (2005-06), then two seasons coaching the wide receivers at Iowa State (2007-08), before entering the NFL.

RODGERS' CAREER CAPSULE

PLAYING CAREER

Season/s	College/Pro Team	Position
1995-98	Indiana University	Quarterback
1999	Missouri State University	Quarterback

COACHING BACKGROUND

Ohio State University	Recruiting Assistant	2000
Louisiana State University	Graduate Assistant	2001-02
Dodge City (Kan.) Community College	Pass Game Coordinator/Quarterbacks/Wide Receivers	2003
Missouri State University	Quarterbacks	2004
Stephen F. Austin University	Quarterbacks	2005-06
Iowa State University	Wide Receivers	2007-08
Denver Broncos	Coaching Assistant	2009
	Defensive Quality Control	2010-11
	Defensive Line	2012-14
Chicago Bears	Defensive Line	2015-20
Los Angeles Chargers	Run Game Coordinator/Outside Linebackers	2021

As a player, Rodgers logged 15 starts at quarterback at Indiana University from 1996-98, before transferring to Missouri State in 1999 and playing one season for the Bears. In his lone season as Missouri State's signal-caller, Rodgers was a team captain and was voted the team's most valuable player in a season where he set a number of the program's single-season passing records. Rodgers earned a bachelor's degree from Indiana, before working as a recruiting assistant at Ohio State University in 2000.

Rodgers' brother, Jeff, is the assistant head coach/special teams coordinator of the Arizona Cardinals.

A native of Austin, Texas, Rodgers attended Westlake High School. Rodgers and his wife, Melissa, have three children.



SHAUN SARRETT

ASSISTANT OFFENSIVE LINE

10TH NFL SEASON

1ST SEASON WITH CHARGERS

Shaun Sarrett enters his first season as assistant offensive line coach for the Los Angeles Chargers after spending the last nine seasons with the Pittsburgh Steelers, including as the offensive line coach for the last two.

After working as the assistant offensive line coach in Pittsburgh in 2018, Sarrett was promoted to offensive line coach prior to the 2019 season. In three seasons as the primary position coach for the Steelers' offensive front, three players earned a total of seven Pro Bowl nods. Center Maurkice Pouncey and guard David DeCastro were both named to the Pro Bowl in each of their three seasons with Sarrett, as Pouncey added *Associated Press* second-team All-Pro honors following the 2018 season.

Before his role as assistant offensive line coach, Sarrett spent six seasons as an offensive assistant for the Steelers (2012-17). His contributions and responsibilities as an offensive assistant primarily involved helping coach the offensive line, video analysis of upcoming opponents and assisting in the execution of practice, while also aiding the offensive coaching staff with game preparations. From 2012-17, the Steelers produced one of the NFL's most-productive offensive units. Pittsburgh led the AFC in total offense in both 2014 and 2015, ranking top-five in the NFL four out of Sarrett's nine cumulative seasons with Pittsburgh. In his nine years with the Steelers, the club secured five AFC North Division crowns.

Before entering the NFL coaching ranks, Sarrett spent four seasons at Duke University in a quality control and offensive assistant capacity (2008-11). He assisted the Blue Devils' offensive coaching staff from 2008 to the early parts of 2011.

Sarrett arrived at Duke following a three-year stretch at Marshall University (2005-07), where he worked as both an offensive and defensive graduate assistant. Originally working with the

SARRETT'S CAREER CAPSULE

PLAYING CAREER

Season/s	College/Pro Team	Position
2000-03	Kent State University	Offensive Line

COACHING BACKGROUND

Streetsboro (Ohio) High School	
Offensive Line/Defensive Line	2004

Marshall University	
Defensive Quality Control	2005
Offensive Graduate Assistant	2006-07

Duke University	
Offensive Quality Control/Offensive Assistant	2008-11

Pittsburgh Steelers	
Offensive Assistant	2012-17
Assistant Offensive Line	2018
Offensive Line	2019-20

Los Angeles Chargers	
Assistant Offensive Line	2021

defensive line in the graduate assistant capacity for the first two seasons, he then switched over to work with the offensive front for the 2007 season.

Sarrett entered the coaching profession in 2004 at Streetsboro (Ohio) High School, working with both the offensive and defensive line. During his season with the Streetsboro football program, he also helped develop and guide the strength and conditioning efforts.

Following a four-year career as an offensive lineman for the Golden Flashes, Sarrett graduated from Kent State University in 2004 with a degree in health education. He earned the Dick Scesniak Award following the 2003 season, which is given annually to the player in the Kent State football program that shows perseverance and prevails in overcoming an adverse situation.

Sarrett, a native of Beckley, W.Va., and his wife, Amy, reside in Huntington Beach, Calif.



DAN SHAMASH

OFFENSIVE ASSISTANT

13TH NFL SEASON

5TH SEASON WITH CHARGERS

Dan Shamash enters his fifth season as a member of the Chargers coaching staff in 2021. Shamash will serve as an offensive assistant for the staff after playing a role in tutoring a top-10 passing attack in each of the last four years.

Last season, as assistant tight ends coach for the Bolts, Shamash helped tutor Hunter Henry, who recorded a career-high 60 receptions, and Donald Parham Jr., who became the first Chargers player since 1978 to record touchdowns on each of his first two career catches. He helped Henry and Parham serve as reliable targets for 2020 AP NFL Offensive Rookie of the Year Justin Herbert. Shamash was also integral in helping Henry achieve a then-career-best 55 catches for a 652 yards in 2019 after missing the entirety of the 2018 season due to injury.

In 2017, he assisted with the team's wide receivers on the field and in the classroom, assisting in the development of the league's top-ranked passing attack and the No. 4-ranked overall offensive unit. Wide receiver Keenan Allen tallied a then-career-best mark with 102 receptions for 1,393 yards, added six touchdowns. He set a then-franchise single-season record for receptions and his receiving yardage output ranked second in team history. Allen ranked fourth in the NFL in receptions and third in receiving yards. He finished 10th in the NFL with 1,402 yards from scrimmage.

Shamash came to the Chargers after spending three seasons (2014-16) as the defensive quality control coach with the Jacksonville Jaguars, working with a unit that jumped to sixth in the NFL in total defense (321.7). From 2012-13, Shamash served in the role of quality control to the head coach in Tampa Bay, where he assisted then-head coach Greg Schiano in football aspects ranging from situational football and game management to daily practice, squad meetings and research projects.

Prior to Tampa Bay, Shamash spent two seasons (2009-2010) with the Cleveland Browns working as an offensive assistant coach, where he was an assistant to the offensive line (2009) and assisted with the tight ends in 2010. The Browns ranked third in the NFL in offensive penalties in both seasons. Shamash worked directly with offensive coordinator Brian Daboll in preparation for daily practice scripting, scheduling and game planning, while assisting rookie and practice squad

SHAMASH'S CAREER CAPSULE

PLAYING CAREER

Season/s	College/Pro Team	Position
2004-07	Carnegie Mellon University	Inside Linebacker

COACHING BACKGROUND

Columbia University		
Defensive Assistant		2008
New York Jets		
Coaching Assistant		2008
Cleveland Browns		
Offensive Assistant		2009-10
Tampa Bay Buccaneers		
Quality Control to the Head Coach		2012-13
Jacksonville Jaguars		
Quality Control/Defense		2014-16
Los Angeles Chargers		
Quality Control/Offense		2017-18
Offensive Assistant		2019
Assistant Tight Ends		2020
Offensive Assistant		2021

players within the offense. On top of his offensive responsibilities, Shamash worked with Head Coach Eric Mangini on studying situational football.

In 2009, Shamash was part of a Browns team that won four consecutive games and an offense that recorded three straight 100-yard rushing games to finish the 2009 season, including 351 yards at Kansas City in a Week 16 victory. First-round selection (26th overall) center Alex Mack was named to the All-Rookie Team while left tackle Joe Thomas was named to the All-Pro Team. In 2010, Shamash worked with tight end Ben Watson, who led the AFC in receptions by tight ends with 68 catches (fifth in the NFL), and Evan Moore, a practice squad player in 2009 who had a breakout season (20.1 yards-per-catch).

Shamash began his NFL career as an intern in the special events and game operations department with the New York Jets in 2008 at the same time he was working as a defensive assistant at Columbia University. A native of New York, N.Y., Shamash earned his undergraduate degree from Carnegie Mellon University in 2008. He played four years for the Tartans at inside linebacker, helping CMU to an 11-1 record in 2006 — the winningest season in school history.

Shamash and his wife, Cassie, have two daughters, Liana and Emma.



ISAAC SHEWMAKER

DEFENSIVE QUALITY CONTROL

1ST NFL SEASON

1ST SEASON WITH CHARGERS

After five years of experience in the NCAA's Southeastern Conference, Isaac Shewmaker enters his first season as defensive quality control coach of the Los Angeles Chargers in 2021.

Last season, Shewmaker served under Chargers Secondary Coach Derrick Ansley at the University of Tennessee in a defensive graduate assistant role, as Ansley was Tennessee's defensive coordinator. The Volunteers kicked off the 2020 season with back-to-back wins over nationally-ranked Southeastern Conference opponents.

Before his time in Knoxville, Tenn., Shewmaker was a defensive analyst (2019) and defensive assistant (2016-18) at the University of Alabama, helping the Crimson Tide make appearances in the College Football Playoff in each of his three seasons as an undergraduate defensive assistant.

In his four years aiding Alabama's coaching staff, the Crimson Tide won two Southeastern Conference crowns, won four College Football Playoff games and defeated No. 3 Georgia in the

SHEWMAKER'S CAREER CAPSULE

COACHING BACKGROUND

University of Alabama	
Defensive Assistant	2016-18
Defensive Analyst	2019
University of Tennessee	
Defensive Graduate Assistant	2020
Los Angeles Chargers	
Defensive Quality Control	2021

2018 CFP National Championship. Shewmaker capped his time in Tuscaloosa, Ala., with a win over 14th-ranked Michigan in the Citrus Bowl to culminate the Crimson Tide's 2019 season.

Shewmaker graduated from Alabama in 2019 with a bachelor's degree in education.

A native of Lexington, Ky., Shewmaker is an alumnus of Lexington Christian Academy High School.



FRANK SMITH

**RUN GAME COORDINATOR/
OFFENSIVE LINE**

12TH NFL SEASON

1ST SEASON WITH CHARGERS

An 11-year NFL coaching veteran, Frank Smith enters his first season as run game coordinator/offensive line coach for the Los Angeles Chargers.

Over the last three seasons as the tight ends coach for the Raiders, Smith tutored and developed a group that featured Pro Bowlers Darren Waller (2020) and Jared Cook (2018). Under his guidance, Waller led all NFL tight ends in 2020 with 107 receptions, logging his second-consecutive season with 1,100-plus yards receiving. Under Smith, Cook set career-high marks and earned a Pro Bowl selection in 2018.

Smith guided a tight end unit in 2019 that accounted for 718 total yards-after-catch, which led all NFL tight end groups. The unit ranked third in the NFL in cumulative receptions (124) and receiving yards (1,427), tallying the fourth-most receiving scores (nine) in the league by a tight end group. Waller was named a Pro Bowl alternate for his efforts in 2019, as he became just the second tight end in Raiders history to amass over 1,000 receiving yards in a season. Smith also helped develop rookie Foster Moreau who led all rookie tight ends in receiving touchdowns (five) in 2019 despite missing three games.

In his first season with the Raiders, Smith helped Cook earn his first Pro Bowl nod after setting career-high marks in receptions (68), receiving yards (696) and receiving touchdowns (six). The tight ends group accounted for 10 of the Oakland's 19 receiving touchdowns in 2018.

The Milwaukee, Wis., native served as Chicago's tight ends coach from 2015-17, as he worked with veteran tight end Zach Miller and helped develop then-rookie Adam Shaheen. In his first season with Chicago, Smith tutored Martellus Bennett, as Bennett ranked second on the team with 53 receptions and Miller recorded a career-high five receiving touchdowns.

Prior to Chicago, Smith spent five seasons with the New Orleans Saints (2010-11). He served as a coaching assistant, working primarily with the offensive staff, for his first two seasons (2010-11), before being promoted to Offensive Assistant/Offensive Line in 2012. In his final three seasons with the Saints, three offensive linemen earned

SMITH'S CAREER CAPSULE

PLAYING CAREER

Season/s	College/Pro Team	Position
2000-03	Miami (Ohio) University	Offensive Line

COACHING BACKGROUND

Miami (Ohio) University	
Graduate Assistant	2004-05
Butler University	
Offensive Line	2006
Offensive Coordinator/Offensive Line	2007-09
New Orleans Saints	
Coaching Assistant	2010-11
Offensive Assistant/Offensive Line	2012-14
Chicago Bears	
Tight Ends	2015-17
Oakland Raiders	
Tight Ends	2018-19
Las Vegas Raiders	
Tight Ends	2020
Los Angeles Chargers	
Run Game Coordinator/Offensive Line	2021

Pro Bowl nods under his assistance, as guard Jahri Evans was twice named an All-Pro by *The Associated Press*. Along with an NFC South Division crown in 2011, Smith's contributions helped the Saints secure two playoff victories during his tenure in New Orleans.

Smith entered the coaching ranks as a graduate assistant in 2004 at his alma mater, Miami (Ohio) University. After two seasons in a graduate assistant role with the RedHawks, Smith took over as offensive line coach at Butler University in 2006, elevating to offensive coordinator/offensive line coach the following season. As the director of Butler's offensive efforts, the Bulldogs improved from 4-7 in 2007 to 11-1 in 2009.

As a collegiate player for Miami (Ohio), Smith was a three-year starter along the RedHawks' offensive line, helping protect the eventual No. 11-overall selection in the 2004 NFL Draft, quarterback Ben Roethlisberger. Smith was a team captain his senior season, a year in which the RedHawks won the Mid-American Conference, defeated Louisville in the 2003 GMAC Bowl and ranked No. 10 in the nation in the final AP poll.



GIFF SMITH

DEFENSIVE LINE

11TH NFL SEASON

6TH SEASON WITH CHARGERS

Giff Smith enters his sixth season as the defensive line coach of the Los Angeles Chargers in 2021, a position he's tutored at the NFL level for 10 years.

Over the last five seasons, Smith has been integral in the development and progression of three-time Pro Bowler Joey Bosa, who was named to his second-straight Pro Bowl in 2020. Bosa, a three-time all-star and the 2016 AP NFL Defensive Rookie of the Year under Smith's guidance, improved his career sack total to 47.5 in 2020, entering 2021 ranked fifth all-time in franchise history. In his decade of coaching defensive linemen in the NFL, four players have earned a total of nine Pro Bowl selections.

In 2019, Smith helped Bosa post the third double-digit sack campaign of his career (11.5 sacks) and earn his second Pro Bowl nod, while defensive end Melvin Ingram III was selected to his third career Pro Bowl. In addition to the all-star recognition, Bosa earned All-Pro honors from *Sporting News* and All-AFC from the *Professional Football Writers of America*.

Smith coached the line in 2018 to post 27.5 of the team's 38 sacks, as five defensive linemen posted multiple takedowns. In the Week 5 victory against Oakland, Ingram became just the second player in NFL history to have a sack, an interception and a rushing attempt in a single game, joining Jets linebacker Mo Lewis, who did so in 2000. Smith coached a defensive line in 2018 that had eight players post a sack.

In 2017, the duo of Bosa and Ingram became one of the fiercest tandems in the NFL, combining for 23 sacks and leading the league in pressures en route to their first Pro Bowl selections. Bosa set a career-high with 12.5 sacks to rank seventh in the league while Ingram equaled a career-best with 10.5 sacks. Bosa set an NFL record with 19 sacks in his first 20 career games. The defensive line recorded 36 of the 43 sacks on the season for the Chargers. The 43 sacks were tied for fifth in the NFL and were the most by the team since 2010. The line helped disrupt opposing quarterbacks to rank third in the league in fewest passing yards allowed and buckled down in the red zone to pace the NFL in red zone defense.

SMITH'S CAREER CAPSULE

PLAYING CAREER

Season/s	College/Pro Team	Position
1987-90	Georgia Southern University	Defensive End

COACHING BACKGROUND

University of Arkansas	
Graduate Assistant	1991-93

University of Georgia	
Graduate Assistant	1994-95

Georgia Southern University	
Wide Receivers	1996
Secondary	1997-98

Tulane University	
Defensive Line	1999
Defensive Line/Recruiting Coordinator	2000
Assoc. Head Coach/Defensive Line/Recruiting Coordinator	2001-03

Georgia Tech	
Defensive Line	2004-05
Defensive Line/Recruiting Coordinator	2006-09

Buffalo Bills	
Defensive Line	2010-12

Tennessee Titans	
Defensive Line	2014-15

Los Angeles Chargers	
Defensive Line	2016-21

The Chargers' defensive line performed beyond admirably in Smith's first season in 2016. As a unit, the Bolts boasted the NFL's 10th-ranked rush defense. The Chargers held nine of their 16 opponents to less than 100 yards on the ground and recorded the NFL's second-highest percentage of tackles for loss. Bosa captured NFL Defensive Rookie of the Year honors after leading the Chargers and all NFL rookies with 10.5 sacks. Despite playing in just 12 games, Bosa also led the Chargers in tackles for loss and quarterback pressures. As a unit, the Chargers defensive line accounted for nearly half (16) of the team's 35 sacks on the season.

A native of Mableton, Ga., Smith was a three-time All-America defensive end at Georgia Southern. He was a team captain as a senior and a part of three NCAA I-AA national title teams (1986, '89-90) for the Eagles.

Smith launched his coaching career as a graduate assistant at Arkansas (1991-93) and Georgia (1994-95) before spending three seasons (1996-98) coaching wide receivers and the secondary at Georgia Southern. He went on to coach the defensive line for five seasons (1999-03) at Tulane before taking over as the defensive line coach at Georgia Tech in 2004. In 2007, the Yellow Jackets led the nation in sacks (47) and ranked second in tackles for loss. One of Smith's top players was defensive tackle Joe Anoa'i, a first-team All-Atlantic Coast Conference pick in 2006, who is now known as Roman Reigns and won World Wrestling Entertainment's (WWE) heavyweight championship in April 2016. Three additional linemen who played for Smith at Georgia Tech went on to play in the NFL — Michael Johnson, Vance Walker and Derrick Morgan.

Smith moved to the NFL in 2010, taking over as the defensive line coach for the Buffalo Bills. He spent three seasons in Buffalo (2010-12), during which time defensive tackle Kyle Williams was selected to the first two Pro Bowls of his career and defensive end Mario Williams had a 10.5-sack season.

Prior to joining the Chargers, Smith spent two years (2014-15) coaching the defensive line in Tennessee. In 2014, Smith helped the Titans implement a 3-4 scheme, and defensive tackle Jurrell Casey posted a career-high 13 tackles for loss. In 2015, the Titans racked up 39 sacks, tied for 12th in the league. The defensive line accounted for 13.5 of those sacks, including a team-high-tying seven by Casey, who was selected to his first-career Pro Bowl following the season.

Smith and his wife, Jennifer, have two children, Ava and Sam. In 2000, Smith was inducted into the Georgia Southern Athletic Hall of Fame.



JOHN TIMU

ALEX G. SPANOS COACHING FELLOW

4TH NFL SEASON

1ST SEASON WITH CHARGERS

John Timu, a former linebacker for the Chicago Bears, joins the Chargers staff as the Alex G. Spanos Coaching Fellow after two seasons as a graduate assistant at his alma mater, the University of Washington. He is reunited with Los Angeles Head Coach Brandon Staley, who he played for in 2017 when Staley was a member of the Chicago Bears' defensive coaching staff.

While serving as a graduate assistant with the Huskies the past two seasons, Timu mainly worked to help the defensive staff develop the linebacker position. In a condensed 2020 season, Washington finished the season as Pacific-12 Conference North Division Champions. In his first season returning to the Pacific Northwest, Washington finished with an 8-5 record, capping the campaign by beating Boise State in the Las Vegas Bowl.

Timu played three seasons (2015-17) in Chicago, logging 29 career games played and nine starts at linebacker. In a 2015 win at Tampa Bay, he had six tackles and recovered two fumbles, becoming the first Bears defender to record multiple fumble recoveries in a single game since 2012.

TIMU'S CAREER CAPSULE

PLAYING CAREER

Season/s	College/Pro Team	Position
2011-14	University of Washington	Linebacker
2015-17	Chicago Bears	Linebacker
2018	Salt Lake Stallions (AAF)	Linebacker

COACHING BACKGROUND

University of Washington	
Graduate Assistant	2019-20
Los Angeles Chargers	
Alex G. Spanos Coaching Fellow	2021

After being waived during final roster cuts prior to the 2018 season, Timu signed with the Salt Lake Stallions of the Alliance of American Football in early 2019.

A three-year starting linebacker at Washington, Timu was named honorable mention All-Pac-12 following his senior season in 2014 when he led the Huskies with 108 total tackles, while adding 10 passes defended and two interceptions, including one he returned 63 yards for a touchdown.

Timu, a native of nearby Long Beach, Calif., and his wife, Amanda, have two sons.



CHANDLER WHITMER

OFFENSIVE QUALITY CONTROL

1ST NFL SEASON

1ST SEASON WITH CHARGERS

Entering his first NFL season, Chandler Whitmer will serve as the offensive quality control coach for the Los Angeles Chargers in 2021.

Whitmer served as an offensive graduate assistant at Clemson University last year, aiding the offensive coaching staff and working with the quarterback and wide receiver groups. He worked closely with quarterback Trevor Lawrence, the runner-up for the 2020 Heisman Trophy, as Clemson defeated No. 2 Notre Dame in the Atlantic Coast Conference Championship Game and appeared in the College Football Playoff for the sixth-straight season.

One season prior, Whitmer contributed to offensive coaching staff at Ohio State University in a graduate assistant role. In his lone season with the Buckeyes, first-year signal-caller Justin Fields led the Buckeyes to a 12-0 regular record, defeating eighth-ranked Wisconsin in the Big Ten Championship Game. The Buckeyes' berth in the College Football Playoff was the program's first appearance in the CFP since the 2016 season. The Atlanta, Ga., native aided Ohio State's offensive coaching staff after serving one season as an offensive quality control coach at Yale University.

WHITMER'S CAREER CAPSULE

PLAYING CAREER

Season/s	College/Pro Team	Position
2010	U. of Illinois at Urbana-Champaign	Quarterback
2011	Butler (Kan.) Community College	Quarterback
2012-14	University of Connecticut	Quarterback

COACHING BACKGROUND

Yale University	Offensive Quality Control	2018
Ohio State University	Offensive Graduate Assistant	2019
Clemson University	Offensive Graduate Assistant	2020
Los Angeles Chargers	Offensive Quality Control	2021

As a player, Whitmer logged 24 starts under center for the University of Connecticut from 2012-14, later earning a rookie minicamp invite from the Philadelphia Eagles. He culminated his career ranked fourth all-time in program history in career completions (403) and passing yards (5,082), while ranking sixth all-time in UConn annals with 25 career passing scores. Whitmer started his collegiate career at the University of Illinois at Urbana-Champaign in 2010, before transferring and playing the 2011 season at Butler (Kan.) Community College. In his lone season at Butler, Whitmer was named NJCAA All-America honorable mention after leading Butler to a top-five national ranking.



MICHAEL WILHOITE

LINEBACKERS

10TH NFL SEASON

1ST SEASON WITH CHARGERS

Michael Wilhoite enters his first season as linebackers coach of the Los Angeles Chargers in 2021. After seven years as an NFL linebacker, he joined the coaching ranks for the New Orleans Saints before coming West to the City of Angels.

Last year, Wilhoite served as a defensive assistant on New Orleans' staff, as the Saints made their fourth-straight playoff appearance and won the NFC South for the fourth-consecutive season, after working as a special teams assistant in 2019 with New Orleans. In his two seasons with the Saints, New Orleans won two NFC South Division crowns and posted 13 wins in back-to-back seasons (postseason included). Last year, the Saints defense had a five-game stretch where the opponent was held to under 17 points scored (Week 9 to Week 13). In 2019, Wilhoite assisted a special teams staff whose units were the NFL's No. 1-ranked special teams corps in writer Rick Gosselin's annual special teams evaluation metric.

Wilhoite entered the coaching profession following an NFL career with the San Francisco 49ers and Seattle Seahawks. After going undrafted in 2011, Wilhoite played for the Omaha Nighthawks of the UFL for the duration of their 2011 season, before signing to the the 49ers' practice squad late in the 2011 NFL season. He spent the first 12 weeks of 2012 on San Francisco's practice squad, before being elevated to the active roster for the 49ers' final five regular season games, then the club's Super Bowl XLVII run.

WILHOITE'S CAREER CAPSULE

PLAYING CAREER

Season/s	College/Pro Team	Position
2006-10	Washburn University	Linebacker
2011-16	San Francisco 49ers	Linebacker
2017	Seattle Seahawks	Linebacker

COACHING BACKGROUND

New Orleans Saints	
Special Teams Assistant	2019
Defensive Assistant	2020
Los Angeles Chargers	
Linebackers	2021

Wilhoite remained with San Francisco through the 2016 season, playing in 65 games over five seasons in the Bay Area. In his five seasons with the 49ers, Wilhoite recorded 185 solo tackles, including 11 tackles for loss, three interceptions, 10 passes defended and 31 total special teams tackles.

Following the 2016 season, Wilhoite spent one year with the Seattle Seahawks. In 2017, he started nine out of his 14 regular season games played, before entering the coaching profession in 2018.

Wilhoite played collegiately at Division II Washburn University in Topeka, Kan., where he played multiple defensive positions over his six-year career with the Ichabods. Wilhoite participated in the 2010 Cactus Bowl, a Division II all-star game, following his senior season at Washburn.

Wilhoite is a native of Topeka, Kan., and is married to his wife, Jacqueline.



CODY CEJDA

**SPECIAL ASSISTANT TO
THE HEAD COACH**

1ST NFL SEASON

1ST SEASON WITH CHARGERS

Cody Cejda joins the Los Angeles Chargers as Special Assistant to the Head Coach after spending 12 years at Northwestern University, most recently serving as Director of Football Operations and Strategy under Head Coach Pat Fitzgerald since 2011.

Cejda served as Northwestern's primary NFL liaison in his previous role, working with NFL personnel during their on-campus visits and facilitating their requests, while also guiding the Wildcats' student-athletes through their potential transitions to the next level. In his role as Director of Football Operations and Strategy, the operations component involved overseeing and organizing the day-to-day procedures of the team, while also managing the program's budget, coordinating team travel and collaborating with the coaching staff to establish team schedules, among a variety of other obligations that are imperative to the operation of the program.

During Cejda's tenure in Evanston, he led the program's maturation into data-driven decision-making both on and off the field. The Wildcats became one of the most aggressive teams in college football on fourth down and used insights to sharpen the efficient delivery of sports performance, nutrition and other support resources to student-athletes and coaches. As part of this evolution, he hired Northwestern's first staff position dedicated to football research and analytics and worked with the Kellogg School of Management to leverage learning — where Cejda earned his MBA in 2017.

CEJDA'S CAREER CAPSULE

BACKGROUND

University of Michigan

Student Manager/Recruiting Assistant 2004-07

Northwestern University

Coordinator of Player Development 2009-10

Director of Football Operations and Strategy 2011-20

Los Angeles Chargers

Special Assistant to the Head Coach 2021

Prior to 2011, Cejda spent two years as a coordinator of player development for the Wildcats, guiding the student-athletes through their academic and community endeavors, while continuing to monitor and evaluate academic progress for the student-athletes, which involved coordinating post-graduate plans and strategies.

Cejda is a graduate of the University of Michigan, earning a bachelor's degree in business administration in 2007. During his time as an undergraduate at Michigan, he worked as a recruiting assistant and student manager for the Wolverines' football program, eventually earning the prominent role of Senior Student Manager in his final year in Ann Arbor, Mich.

Following graduation from the University of Michigan, and before joining Northwestern's staff, Cejda worked as a consulting analyst for Accenture, a Global Fortune 500 company.

The Traverse City, Mich., native and his wife, Kristin, have one daughter, Bailey.



ANTHONY LOMANDO

DIRECTOR OF SPORTS PERFORMANCE

13TH NFL SEASON

1ST SEASON WITH CHARGERS

With 12 years of experience in the NFL, Anthony Lomando enters his first season as Director of Sports Performance of the Los Angeles Chargers in 2021.

Lomando, who oversees all player strength, conditioning and physiological development aspects for the Chargers, arrives in Los Angeles after nine seasons as an assistant strength and conditioning coach with the Denver Broncos. With his assistance and contributions, Denver secured the franchise's third World Championship following the 2015 season, defeating the Carolina Panthers in Super Bowl 50. Lomando helped the Broncos appear in two Super Bowls over a three-year span (XLVIII and 50).

Lomando broke into the NFL by spending three seasons contributing to the strength staff of the Jacksonville Jaguars. Originally joining the club as an intern in 2009, he was promoted to a full-time capacity in 2010, working as a strength staff assistant over the next two seasons.

Before moving to the NFL ranks, Lomando trained athletes professionally at EXOS, formerly known as Athletes' Performance, in Tempe, Ariz., after training the Qatar's National and Olympic Soccer teams from 2007-08, preparing the players for World Cup qualifiers and Olympic qualifying matches.

LOMANDO'S CAREER CAPSULE

COACHING BACKGROUND

Jacksonville Jaguars

Strength and Conditioning Intern 2009
Strength Staff Assistant 2010-11

Denver Broncos

Assistant Strength and Conditioning 2012-20

Los Angeles Chargers

Director of Sports Performance 2021

The San Ramon, Calif., native directed a performance training business for three years (2004-06) while as a student at California Polytechnic State University. Lomando later earned a master's degree in rehabilitation sciences from California University of Pennsylvania in 2008.

Lomando holds an array of certifications in the sports performance field. He is a Certified Strength and Conditioning Specialists (CSCS) through the National Strength and Conditioning Association, while also holding a Corrective Exercise Specialist accreditation from the National Academy of Sports Medicine (NASM-CES) and a Level 2 Fascial Stretch Therapy (FST) certification.



JONATHAN BROOKS

HEAD STRENGTH & CONDITIONING

5TH NFL SEASON

5TH SEASON WITH CHARGERS

After serving four seasons as an assistant strength coach for the Chargers, Jonathan Brooks will be the head strength & conditioning coach for his fifth season with the team.

Brooks was previously a Performance Manager at EXOS in Frisco, Texas. EXOS is a training organization that specializes in sports performance for professional and amateur athletes. During his leadership role, he led a performance team that consisted of strength coaches, physical therapists, dietitians and consultants.

Working alongside the physical therapists, Brooks prepared injured athletes to return to competition through unique and tailored training regimens. He tested and administered body compositions, movement screens, strength/power index and sport relevant testing.

BROOKS' CAREER CAPSULE

PLAYING CAREER

Season/s	College/Pro Team	Position
2004-08	University of New Mexico	Wide Receiver

COACHING BACKGROUND

Team	Year(s)
Los Angeles Chargers	2017-20
Assistant Strength	2017-20
Head Strength & Conditioning	2021

A former wide receiver at the University of New Mexico, Brooks lettered each year of his Lobos career. He earned his bachelor's degree in Exercise Science from UNM, graduating in 2009.

Brooks is an NSCA — Certified Strength & Conditioning Specialist — CSCS, and also earned the following certifications throughout his professional career: FMS, XPS, ALTIS, PRI, FRC.

He and his wife, Kylie, have two sons named Braxton and Landon.



LUCIUS JORDAN

ASSISTANT STRENGTH & CONDITIONING

1ST NFL SEASON

1ST SEASON WITH CHARGERS

Lucius Jordan enters his first NFL season as an assistant strength coach for the Chargers after spending 11 seasons at the collegiate level, including in three of the Power 5 conferences — Southeastern, Pacific-12 and Big Ten.

Most recently, Jordan was the assistant director of sports performance at Northwestern University, where he helped train five eventual NFL draft selections, including a pair of first-rounders in the 2021 NFL Draft (Chargers tackle Rashawn Slater and Browns cornerback Greg Newsome II).

At Colorado, Jordan was part of a staff to break in a new state-of-the-art facility for the university's 15 sports in his second season. He helped train and condition a men's basketball team that made an NCAA tournament appearance at the culmination of the 2015-16 season.

A former safety at East Carolina University, Jordan walked on for the Pirates and played the 2004 season with the team. He earned his bachelor's degree in Exercise Science in 2009 from East Carolina before moving onto Georgia for graduate school.

JORDAN'S CAREER CAPSULE

PLAYING CAREER

<u>Season/s</u>	<u>College/Pro Team</u>	<u>Position</u>
2004	East Carolina University	Safety

COACHING BACKGROUND

University of Georgia		
Graduate Assistant Strength		2009-10
Coastal Carolina University		
Assistant Strength		2011-13
University of Colorado		
Assistant Director of Sports Performance		2014-16
Northwestern University		
Assistant Director of Sports Performance		2017-20
Los Angeles Chargers		
Assistant Strength & Conditioning		2021

Jordan is an NSCA — Certified Strength & Conditioning Specialist — CSCS, and also earned the following certifications throughout his professional career: FMS, FRC, RPR.

PLAYER PERSONNEL



JOJO WOODEN

**DIRECTOR OF
PLAYER PERSONNEL**
24th NFL SEASON
8th SEASON WITH CHARGERS

Wooden joined the Chargers in 2013 and oversees the team's pro and college scouting departments.

Prior to Los Angeles, he spent 16 seasons with the New York Jets (1997-12), including the last six as their assistant director, player personnel. He originally joined the Jets in 1997 and served as a pro personnel assistant (1997-98), pro scout (1999-00), senior pro scout/AFC (2001-02), assistant director of pro scouting (2003) and director of pro scouting (2004-06).

A native of Hartford, Conn., Wooden started two seasons at outside linebacker at Syracuse. The Orangemen went to five bowl games during his time with the team and posted back-to-back 10-2 seasons during his junior and senior seasons, finishing both years ranked nationally in the Top-10. After graduating with a degree in sociology, he went to training camp with the Arizona Cardinals in 1993.

Wooden and wife, Sarah, have two daughters.

Wooden's older brother, Terry, played nine seasons in the NFL as a linebacker, including one each with Oakland and Kansas City, and seven with Seattle. He currently works as a college scout for the New Orleans Saints.



LOUIS CLARK

**SENIOR DIRECTOR OF
PRO PERSONNEL**
25th NFL SEASON
6th SEASON WITH CHARGERS

In May 2016, the Chargers hired Louis Clark as senior director of pro personnel. He most recently held the same position for the Philadelphia Eagles.

Clark originally joined the Eagles in 2013 as a pro scout after previously holding the position of director of pro personnel with the Jacksonville Jaguars. He spent 16 seasons in the Jaguars' player personnel department as a college scout, assistant director of pro personnel and director of pro personnel.

Prior to beginning his scouting career, Clark served as the running backs and special teams coach of the Amsterdam Admirals of NFL Europe in 1996. He also coached with the St. Louis Rams in 1996, assisting the wide receivers during training camp.

A native of Tupelo, Miss., Clark graduated from Mississippi State with a degree in educational psychology. He played wide receiver in Starkville from 1983-86 and was selected by the Seattle Seahawks in the 10th round of the 1987 NFL Draft. Clark played seven seasons in the NFL, including six with the Seahawks and one with the Green Bay Packers, before retiring after the 1993 season.

Clark's brother, Dave, was a first-round selection of the Cleveland Indians in 1983 and enjoyed a 13-year playing career in Major League Baseball before coaching another 14 seasons.



DENNIS ABRAHAM

**DIRECTOR OF
PRO SCOUTING**
26th NFL SEASON
21st SEASON WITH CHARGERS

Dennis Abraham coordinates the procurement of players during free agency, while also scouting and evaluating players in the NFL and Canadian Football League. During the season, in addition to his role in player personnel, Abraham handles advance scouting of upcoming opponents.

Abraham spent five years in the personnel department for the Buffalo Bills, helping prepare the defensive game analysis for the coaches. He also served as the Bills' training camp coordinator from 1998-00.

A native of Akron, N.Y., Abraham attended Akron Central High School, competing in football, basketball and baseball. He then played center and tackle at Baldwin-Wallace College in Berea, Ohio, graduating in 1993 with a degree in sports management. In 2012, Abraham was inducted onto the Wall of Fame at Akron Central.

Abraham and his wife, Amy, have two sons, D.J. and Dustyn.



TIM TUPA

PRO SCOUT
3rd NFL SEASON
3rd SEASON WITH CHARGERS

After spending two seasons (2019-20) as a scouting intern for the Chargers, Tim Tupa begins his first season as a pro scout.

Prior to joining the Chargers, the Brecksville, Ohio, native played wide receiver at Bowling Green State and coached in a quality control

capacity at Tennessee-Chattanooga in 2018, helping coach a Mocs offense that posted six games scoring 25-plus points, including a seven-point win over 17th-ranked Samford.

Tupa's father, Tom, enjoyed an 18-year NFL career after being selected in the third round of the 1988 NFL Draft by the then-Phoenix Cardinals out of Ohio State, earning Pro Bowl and All-Pro honors in 1999 before winning Super Bowl XXXVII with the Buccaneers three seasons later. Tupa's elder brother, Tom III, played quarterback at Miami (Ohio) and currently is a scout for the San Francisco 49ers. His younger brother, Tyler, was a wide receiver at Ohio University.



MICHAEL SPANOS II

**SALARY CAP &
PERSONNEL ASSISTANT**
9th NFL SEASON
6th SEASON WITH CHARGERS

Michael Spanos II joined the Chargers in July 2016 as a salary cap and personnel assistant.

Spanos completed an internship with the Chargers in the summer of 2012 before spending the previous three years (2013-15) working at the National Football League Office in New York. Spanos worked in a variety of capacities at the League office, including Management Council

Labor Operations, Entertainment Marketing, the NFL Legends Community, Community Relations, Public Relations and Social Responsibility, and Digital Media Business Development.

A native of Stockton, Calif., Spanos attended Lincoln High School where he lettered in football and was named the San Joaquin Athletic Association's Most Valuable Player as a senior. Spanos then attended Stanford University in Palo Alto, Calif., where he played running back for the Cardinal football team. He graduated with a degree in Science Technology and Society in 2013.

Spanos is the son of Chargers Vice Chairman Michael Spanos and his wife, Helen.



KEVIN KELLY

**DIRECTOR OF
COLLEGE SCOUTING**
21st NFL SEASON
9th SEASON WITH CHARGERS

Kelly joined the Chargers in 2013 from the New York Jets, where he spent the 2012 season as a personnel scout. He spent three seasons (2009-11) as an area scout with the Indianapolis Colts and eight seasons as an area scout with the Cleveland Browns (2001-08).

Kelly began his collegiate career as a linebacker at the University of Miami in 1983 when the Hurricanes won the national championship. In

1984, he transferred to Indiana where he played until 1987, captaining the Hoosiers' 1987 Peach Bowl team. Kelly earned a bachelor's degree in economics and a master's in sports marketing and management.

After graduating, Kelly spent 12 seasons coaching before becoming a scout. He started as a defensive graduate assistant at Indiana (1989-92) before coaching the defensive line at Lake Forest College in 1993, linebackers at John Carroll University in 1994, defensive coordinator at Case Western University in 1995 and head coach at St. Viator High (Arlington Heights, Ill.) from 1996-2000.

Kelly and his wife Allison have two sons, Ryan and Payton, and a daughter, Abigail.



JUSTIN SHERIDAN

NATIONAL CROSSCHECKER
16th NFL SEASON
8th SEASON WITH CHARGERS

Sheridan joined the Chargers in 2014 after spending eight seasons in Tampa Bay as both a college and pro scout. He joined the Buccaneers' staff in 2006 as a pro personnel assistant before being promoted to pro scout in 2008.


Prior to Tampa Bay, Sheridan spent March 2004-June 2006 as director of football operations at Northwestern University, where he was

responsible for the day-to-day operations of the football program. Sheridan was originally hired at Northwestern as a recruiting assistant in July 2001 and was promoted to assistant director of football operations in February 2003.

Sheridan spent time as the assistant director of football operations at University of Pennsylvania and as an assistant coach at Western Maryland College (now McDaniel College).

A native of Ebensburg, Pa., Sheridan graduated from Western Maryland with a degree in business administration and a minor in accounting. At WMC, he lettered four years in football and played on two conference championship teams.

Sheridan and wife, Kristen, have two sons – Payton and Brooks – and a daughter, Tatum.



DONOVAN BEIDELSCHIES

AREA SCOUT
17th NFL SEASON
9th SEASON WITH CHARGERS

Beidelschies joined the Chargers from Cleveland in 2013 and works as one of the team's collegiate scouts.

He spent eight seasons in Cleveland, including 2010-12 as a college area scout. He spent two seasons as a team operations coordinator (2005-

06), two as a player personnel assistant-college scout (2007-08) and one as a scout (2009).

Before he joined the Browns, Beidelschies was an assistant football coach, special teams coordinator and travel coordinator at Thiel College in Greenville, Pa., from 2001-04. In 2000, he was an assistant coach at Allegheny (Pa.) College.

Beidelschies played football at Heidelberg College, graduating in 2000 with a degree in history and secondary education. He earned a master's degree in higher education administration from Youngstown State University in 2004.



CHRIS HOBBS

AREA SCOUT
18th NFL SEASON
18th SEASON WITH CHARGERS

Chris Hobbs enters his 18th season with the Chargers and his sixth season scouting the West.

From 2013-15, Hobbs was the team's combine area scout, representing the Chargers at the National Scouting Combine.

A former executive assistant-player personnel, he scouted NFL practice squad players, NFL special teams, prospects from the AFL and non-drafted prospects in the West. Hobbs helped coordinate

free agent and top-30 pickups as well as setting up the War Room for the NFL Draft. He also entered pro day information into the team's system, assisted the video department during games taking still photos, and at the NFL Combine, he is a group leader for defensive lineman drills.

Hobbs spent his first two years with the Chargers, full time in the business department and spent 2002-03 interning for football operations under Ed McGuire during the season and interned for equipment during training camps.

Born in Hollywood, Calif., he attended North Hollywood High and graduated from University of the Pacific with a degree in sports management and a minor in business.

Hobbs married the former Angeline Geronimo in June 2015, and the couple has a son, Theodore Lucas.



MIKE JASINSKI

AREA SCOUT
4th NFL SEASON
4th SEASON WITH CHARGERS

Mike Jasinski begins his fourth season with the Chargers and second as an area scout covering the Northeast. He was the team's combine area scout from 2018-19 after spending the previous six seasons at the collegiate level.

After three seasons as the director of scouting at Northwestern University, Jasinski most recently held the title of director of football recruiting at Purdue University. Jasinski got his

first experience at the NFL level when he was a summer intern with the Chicago Bears scouting department while at Northwestern.

Before getting into personnel, Jasinski spent time on the sidelines coaching. He began his coaching career as an assistant coach at Saint Patrick High School before taking the wide receiver coaching position at Illinois Wesleyan University. He also coached the running backs, wide receivers and tight ends at Elmhurst College before heading to Northwestern.

Jasinski played wide receiver at Butler University where he earned his degree in political science. He holds two master's degrees. One in sports psychology from Illinois State and another in sports administration from Northwestern.



TYLER LYON

AREA SCOUT
8th NFL SEASON
8th SEASON WITH CHARGERS

Tyler Lyon joined the Chargers as a training camp intern in the summer of 2014 and has worked his way into the scouting department. Lyon began his first season as an area scout in 2018 and, this year, will scout the Southwest area for the second time.

After his training camp internship, Lyon was hired as a full-time intern in 2015 and served as the team's College Scouting Coordinator from 2016-17.

Lyon graduated with a law degree in 2014 from the University of San Diego Law School and holds a bachelor's degree from the University of Arizona in economics and philosophy.

He played quarterback at Hart High School and earned a scholarship from Arizona. Lyon also played baseball during his prep career.

Lyon is native of Valencia, Calif. He is the son of Gabi and Chuck Lyon. His father Chuck is the Athletic Director at College of the Canyons in Valencia, Calif., where he was also the head football coach from 1998-2006. Lyon has one sister named Tiffany and is married to Brittany Lyon.



JAMES MACPHERSON

AREA SCOUT
9th NFL SEASON
8th SEASON WITH CHARGERS

James MacPherson joined the Chargers front office in 2014. He played quarterback at Wake Forest University from 1998-2002 under Jim Caldwell and Jim Grobe before going to training camp with the Indianapolis Colts in 2003, learning from Tony Dungy behind Peyton Manning. While playing for the Demon Deacons, MacPherson was named the 2002 Seattle Bowl MVP. He played in the Arena Football League 2 with the Green Bay Blizzard in 2006, and in the Arena Football League with the Georgia Force in 2007 and the Grand Rapids Rampage in 2008 — playing for Bob Landsee, Doug Plank and Steve Thonn along the way.

MacPherson jumped into coaching full-time in 2009 as the quarterbacks coach at Pima Community College in Tucson, Ariz, on the staff of Pat Nugent. From 2010-12 he worked in the United Football League, splitting time between the Florida Tuskers and the Sacramento Mountain Lions — coaching with Jay Gruden, Dennis Green and Turk Schonert — before returning to Pima in 2013.

MacPherson graduated from Wake Forest with a degree in business. As a senior in 2002, he was selected to the ACC's All-Academic Team, as well as the American Football Coaches of America's Good Works Team. He is the president and founder of Santa's Helpers, Inc., a nonprofit that provides toys and clothes to low-income youth in Southern Arizona.



PATRICK RYAN

AREA SCOUT
10th NFL SEASON
9th SEASON WITH CHARGERS

In May 2016, the Chargers promoted Patrick Ryan from scouting assistant to area scout. The 2021 season will be his fourth year scouting the Midwest after two years in the Northeast.

Ryan joined the Chargers in 2013 after starting his career as a scouting assistant with the Cleveland Browns in 2012.

A native of Cleveland, Ohio, Ryan attended St. Ignatius High School before enrolling at Georgetown University where he graduated with a degree in government with a minor in theology. Ryan played football for the Hoyas, starting at wide receiver as a junior and senior. In 2011, he was named to the Patriot League Academic Honor Roll.

Ryan's brother, John, played at Notre Dame from 2007-10 and his brother, Michael, played at Dayton from 2012-15. Their cousin, Jake Ryan, was a fourth-round selection of the Green Bay Packers in 2015.



KEVIN MCGUIRE

COMBINE AREA SCOUT
6th NFL SEASON
6th SEASON WITH CHARGERS

Kevin McGuire will begin his sixth season with the Chargers and his second as the team's combine area scout. He previously spent three seasons

as a scouting assistant and two as a football operations intern. McGuire came to the Chargers after graduating from St. John's in 2016.

While at St. John's, McGuire spent three summers working in the Chargers scouting department. He earned his degree in sports management.



ETHAN BRODSKY

SCOUTING ASSISTANT
3rd NFL SEASON
3rd SEASON WITH CHARGERS

Ethan Brodsky begins his second season as a scouting assistant for the Chargers after spending 2019 as a scouting intern. He joined the Chargers as a training camp intern in 2018.

Brodsky graduated from South Carolina with a degree in sports management in the fall of 2017. He worked for the football program through five seasons (2013-17) as an equipment manager and recruiting assistant.

FOOTBALL STAFF



DAMON MITCHELL

HEAD ATHLETIC TRAINER
24th NFL SEASON
23rd SEASON WITH CHARGERS

Damon Mitchell begins his fourth season as the Head Athletic Trainer for the Los Angeles Chargers and his 23rd season overall with the organization.

Mitchell began his athletic training career as a season intern for the Philadelphia Eagles in 1998. He joined the Chargers in 1999 in the same capacity and was hired full-time in 2001. From 2001 to his promotion as Head Athletic Trainer in 2017, Mitchell served as an assistant athletic trainer for the team.

As the Head Athletic Trainer, Mitchell supervises all aspects of the medical department, including the general healthcare of every athlete in the organization. On top of the welfare of the athletes, Mitchell consults with team executives on the hiring of all team physicians and ancillary medical staff.

Mitchell was recently appointed Chairperson of Membership Services by the president of the Professional Football Athletic Trainers Society (PFATS).

Mitchell earned a degree in health education with an emphasis in athletic training in 2001 from Morgan State University. He has been a member of the National Athletic Trainer Association (NATA) since 1997.

Mitchell and his wife, Tahira, have two sons named Mehki and Caleb.



MARCO ZUCCONI
Associate Athletic
Trainer



ALLISON MINER
Assistant Athletic Trainer/
Physical Therapist



ALVIN CABRERA
Assistant Athletic
Trainer



SAMUEL O'LEARY
Assistant Athletic
Trainer



**DR. DAVID
GAZZANIGA**
Head Team Physician
Orthopedic Surgeon



DR. RUSS PETRIE
Team Physician
Orthopedic Surgeon



DR. EUGENE YIM
Head Team
Medical Physician



DR. JAMES TING
Team Medical
Physician



**ADITYA
KRISHNAN**
Director of Football
Research & Analytics



ALEX STERN
Research Analyst



**PAIGE
CRAWFORD**
Team Dietician



CHRIS SMITH

HEAD EQUIPMENT MANAGER

32nd NFL SEASON
32nd SEASON WITH CHARGERS

Chris Smith has worked in the equipment room for the Chargers for over 30 years. Smith was promoted to head equipment manager in 2017 and the 2020 campaign will mark his fifth season in that post.

Smith started with the organization in 1990, working as an equipment assistant for 10 seasons before his 17 seasons as assistant equipment manager/field manager.

A Certified Athletic Equipment Manager through AEMA and a member of the Professional Football Equipment Managers Society (PFEMS), Smith came to the Chargers from his alma mater, San Diego State where he was the head student equipment manager for three years. He earned his degree in physical education and later received his teaching credential.

Smith attended Adolfo Camarillo High School where he earned two letters in football. Away from the football field, Smith is an avid hiker where he has summited two 14er peaks in California.

Smith and his wife Joan have two children, Zachary and Erin, and reside in Sunset Beach.



KEVIN DUDDY

Assistant Equipment Manager



CHAD JESSOP

Equipment Assistant



TASSO PANOPOULOS

Equipment Assistant




BRIAN DUDDY

DIRECTOR OF VIDEO OPERATIONS
32nd NFL SEASON
32nd SEASON WITH CHARGERS

Director of Video Operations since 1998, Brian Duddy's department is responsible for filming and editing practice and game footage for review by players and coaches using the XOS Thunder Digital Editing System.

Duddy's career includes three seasons as a staff assistant (1992-94) and three as a video assistant (1995-97). He was a staff assistant for the coaches during the team's 1994 AFC Championship season. He originally joined the team as a training camp ball boy in 1990.

Duddy was born in San Diego and attended Mira Mesa High School. He and his wife, Danielle, were married this past offseason and reside in Costa Mesa, Calif.



SEAN SCARBOROUGH
Video Assistant



Ryan Rowland enters his fifth season with the Los Angeles Chargers and his fourth as the Head Groundskeeper for the organization. Rowland came to the Chargers from the Los Angeles Memorial Coliseum where he worked with the Los Angeles Rams and USC.

Rowland is entering his 16th year in the turf management industry. He has also worked with the Washington Redskins (2006-07), Washington Nationals (2007-09), Minnesota Twins (2010-16) and 10 years in the golf industry.

Rowland earned his degree in turfgrass management in 2004 from Iowa State University.

Rowland and his wife Yuki were married in 2014 in Sapporo, Japan. Rowland enjoys golf and fishing and time on the lake. The couple currently resides in Redondo Beach.



NICK WILZ
Assistant Groundskeeper



Hightower assists players with providing the resources for a successful transition to the NFL and to life off the field after their playing careers concludes. He oversees programs in continuing education, life skills, financial, career education/planning, career internships and mental health total wellness. He currently serves on the NFL's player engagement steering committee. In 2007, he received the NFL's Winston-Shell Award for commitment and dedication to developing unique and innovative ideas and solutions in the area of Player Engagement.

Before beginning his NFL career in 2005, Hightower spent three years as assistant director of professional development at the NCAA National Office in Indianapolis. He also worked as a student-athlete academic counselor at the University of Houston and the University of Maine. He worked as an NCAA national office intern from 1997-98 in the education services group.

Hightower was a free safety at Florida A&M University, where he was named Male Scholar-Athlete of the Year during his junior season. He graduated from FAMU, magna cum laude, with a degree in graphic arts and printing management.

Hightower earned a master's degree in physical education with a concentration in sports administration from Florida State University in 1998.

Born in Fort Lauderdale, Fla., Hightower graduated from Brighton High School in Rochester, N.Y.

He and his wife have two daughters and a son.



JAMES COLLINS

**DIRECTOR OF
FOOTBALL/MEDICAL SERVICES**
34th NFL SEASON
26th SEASON WITH CHARGERS

James Collins has over 30 years of experience in the NFL and is currently the Past President of the Professional Football Athletic Trainers Society (PFATS) after serving as president for the last four years. Collins and his staff were selected the NFL Athletic Training Staff of the Year by the same organization in 2009. Collins enters his fourth season as the Director of Football/Medical Services for the Los Angeles Chargers and has been with the organization for 25 years.

Born in Lothian, Md., Collins was an aviation physiology technician in the U.S. Navy from 1980-84. He played basketball at Morris Brown College and earned a degree in physical education with an emphasis in Athletic Training from San Diego State University. Continuing his education, Collins earned his Master's in sports administration from Fresno Pacific University in May 2019.

Collins was a Chargers intern in 1986 and promoted to assistant athletic trainer in 1987. He also worked as an orthopedic tech and surgical assistant for the OASIS Medical Group. In 1991, Collins was hired as an assistant in Denver and

spent five seasons with the Broncos. He later spent time as the head athletic trainer with the World League's London Monarchs (1995 season) and Philadelphia (1996-98) before rejoining the Chargers as the head athletic trainer in 1999.

Collins is a member of the National Athletic Trainer's Association and served on the NFL's Injury and Safety Panel from 1995-2016. At present, he serves on each of the NFL's Medical Committees as a representative of PFATS. From 2005 to 2007, he served on the NATA Hall of Fame selection committee. He was formerly the AFC's representative for the Professional Football Athletic Trainers Society. In 2004, Collins was honored as a "Distinguished Alumnus" by San Diego State's Exercise and Nutritional Sciences Department.

In 2012, Collins helped coordinate the opening of the Chargers Courage House at Casa de Amparo, a safe house for abused kids. In 2013, he was selected to the executive board at Casa de Amparo as a liaison to the Chargers.

Collins is married to his wife, Teri. Together they have four children: James III, Kitty, Jet and Tiara.



JOHN LEATHERWOOD
Football Logistics
Coordinator



CHUCK SANDUSKY
Football Staff
Assistant



JOHN WIEDMEIER
Football/Stadium and
Game Operations Assistant



GEORGE GREGORY
Team Chaplain

2021 ALPHABETICAL ROSTER

No.	Name	Pos.	Ht.	Wt.	Birthdate	Exp.	College	Hometown	How Acq.
76	Aboushi, Oday	G	6-5	315	6/5/91	9	Virginia	Brooklyn, N.Y.	UFA (Det)-'21
24	Adderley, Nasir	S	6-0	206	5/31/97	3	Delaware	Philadelphia, Pa.	D2-'19
13	Allen, Keenan	WR	6-2	211	4/27/92	9	California	Greensboro, N.C.	D3-'13
82	Anderson, Stephen	TE	6-3	230	1/30/93	4	California	San Jose, Calif.	FA-'19
4	Badgley, Michael	K	5-10	183	7/28/95	4	Miami	Summit, N.J.	FA-'18
36	Bandy, Michael	WR	5-10	190	12/5/97	1	San Diego	La Mirada, Calif.	FA-'21
97	Bosa, Joey	OLB	6-5	280	7/11/95	6	Ohio State	Fort Lauderdale, Fla.	D1-'16
34	Bradwell, Darius	RB	6-0	235	5/15/97	1	Tulane	Tallahassee, Fla.	FA-'20
38	Brannon, John	CB	6-0	190	3/10/98	1	Western Carolina	Charlotte, N.C.	FA-'20
91	Broughton, Cortez	DL	6-2	293	9/2/96	3	Cincinnati	Warner Robins, Ga.	D7-'19
75	Bulaga, Bryan	T	6-5	314	3/21/89	12	Iowa	Barrington, Ill.	UFA (GB)-'20
20	Campbell, Tevaughn	CB	6-0	200	6/14/93	2	Regina	Toronto, Ontario, Canada	FA-'19
50	Christiansen, Cole	LB	6-1	230	7/30/97	1	Army	Suffolk, Va.	FA-'20
87	Cook, Jared	TE	6-5	254	4/7/87	13	South Carolina	Suwanee, Ga.	UFA (NO)-'21
95	Covington, Christian	DL	6-2	300	10/16/93	7	Rice	Vancouver, B.C., Canada	FA-'21
7	Daniel, Chase	QB	6-0	229	10/7/86	12	Missouri	Southlake, Texas	FA-'21
43	Davis, Michael	CB	6-2	196	1/6/95	5	Brigham Young	Glendale, Calif.	FA-'17
46	DeLuca, Ben	DB	6-1	202	4/9/98	R	Charlotte	Orlando, Fla.	FA-'21
8	Edwards, Lachlan	P	6-4	209	4/27/92	5	Sam Houston State	Hastings, Victoria, Australia	FA-'20
51	Egbule, Emeke	OLB	6-2	245	10/13/96	3	Houston	Houston, Texas	D6-'19
30	Ekelor, Austin	RB	5-10	200	5/17/95	5	Western State Colorado	Eaton, Colo.	FA-'17
52	Fackrell, Kyler	OLB	6-5	245	11/25/95	6	Utah State	Mesa, Ariz.	UFA (NYG)-'21
28	Facyson, Brandon	CB	6-2	197	9/8/94	4	Virginia Tech	Newman, Ga.	FA-'18
96	Fehoko, Breiden	DL	6-3	300	10/15/96	1	Louisiana State	Honolulu, Hawaii	FA-'20
71	Feiler, Matt	G	6-6	330	7/7/92	5	Bloomsburg	Strasburg, Pa.	UFA (Pit)-'21
92	Gaziano, Joe	OLB	6-4	280	9/27/96	1	Northwestern	Scituate, Mass.	FA-'20
65	Gilliam, Nate	G	6-4	310	7/6/97	1	Wake Forest	Knoxville, Tenn.	FA-'20
32	Gilman, Alohi	S	5-10	201	9/17/97	2	Notre Dame	Laie, Hawaii	D6-'20
72	Goldwire, Jared	DL	6-6	305	1/5/98	R	Louisville	Tacoma, Wash.	FA-'21
15	Guyton, Jalen	WR	6-1	212	6/7/97	2	North Texas	Allen, Texas	FA-'21
37	Hall, Kemon	CB	5-11	190	6/2/97	1	North Texas	Calhoun City, Miss.	W (Dal)-'19
69	Harper, Darius	T	6-6	300	10/10/97	R	Cincinnati	Springfield, Ohio	FA-'21
25	Harris Jr., Chris	CB	5-10	199	6/18/89	11	Kansas	Bixby, Okla.	UFA (Den)-'20
10	Herbert, Justin	QB	6-6	236	3/10/98	2	Oregon	Eugene, Ore.	D1a-'20
84	Hill Jr., KJ	WR	6-0	196	9/15/97	2	Ohio State	Little Rock, Ark.	D7-'20
67	Hunter, Ryan	G	6-3	316	4/1/95	1	Bowling Green	North Bay, Ontario, Canada	FA-'20
80	Hurst, John	WR	6-2	190	11/2/96	1	West Georgia	Milton, Ga.	FA-'20
22	Jackson, Justin	RB	6-0	200	4/22/96	4	Northwestern	Carol Stream, Ill.	D7-'18
64	Jaimes, Brenden	G/T	6-5	300	5/28/98	R	Nebraska	Austin, Texas	D5-'21
33	James Jr., Derwin	S	6-2	215	8/3/96	4	Florida State	Haines City, Fla.	D1-'18
83	Johnson, Tyron	WR	6-1	193	1/8/96	2	Oklahoma State	New Orleans, La.	FA-'19
93	Jones, Justin	DL	6-3	309	8/28/96	4	North Carolina State	Austell, Ga.	D3-'18
98	Joseph, Linval	DL	6-4	329	10/10/88	12	East Carolina	Christened, U.S. Virgin Islands	FA-'20
47	Kampmoyer, Hunter	TE	6-4	243	2/6/98	R	Oregon	Bishop, Calif.	FA-'21
27	Kelley, Joshua	RB	5-11	212	11/20/97	2	UCLA	Lancaster, Calif.	D4-'20
6	Kessman, Alex	K	6-2	189	1/2/98	R	Pittsburgh	Clarkston, Mich.	FA-'21
59	Langan, Ryan	LS	6-1	237	2/22/99	R	Georgia Southern	Cedar Rapids, Neb.	FA-'21
68	Lemonier, Jessie	OLB	6-2	240	1/31/97	2	Liberty	Miami, Fla.	FA-'20
53	Linsley, Corey	C	6-3	301	7/27/91	8	Ohio State	Boardman, Ohio	UFA (GB)-'21
53	Lloyd, Damon	LB	6-0	235	5/8/98	1	Indiana (Pa.)	Avingdon, Md.	FA-'19
1	Long, Ty	P	6-2	205	4/6/93	3	Alabama-Birmingham	Roswell, Ga.	FA-'19
45	Mazza, Cole	LS	6-1	247	2/14/95	3	Alabama	Bakersfield, Calif.	FA-'19
88	McKitty, Tre'	TE	6-4	246	1/12/99	R	Georgia	Wesley Chapel, Fla.	D3b-'21
66	Merrill, Forrest	DL	6-0	322	8/15/96	R	Arkansas State	Willard, Mo.	FA-'21
11	Moore Jr., Jason	WR	6-3	215	6/23/95	2	Findlay	Oberlin, Ohio	FA-'19
9	Murray Jr., Kenneth	LB	6-2	241	11/16/98	2	Oklahoma	Houston, Texas	D1b-'20
40	Nabers, Gabe	FB	6-3	235	11/5/97	2	Florida State	Hahira, Ga.	FA-'20
31	Niemann, Nick	LB	6-3	244	12/2/97	R	Iowa	Sycamore, Ill.	D6a-'21
74	Norton, Storm	T	6-7	317	5/16/94	2	Toledo	Toledo, Ohio	FA-'20
42	Nwosu, Uchenna	OLB	6-2	251	12/28/96	4	Southern California	Carson, Calif.	D2-'18
57	Ogbongbemiga, Amen	LB	6-0	231	9/4/98	R	Oklahoma State	Calgary, Alberta, Canada	FA-'21
5	Palmer, Joshua	WR	6-1	210	9/22/99	R	Tennessee	Brampton, Ontario, Canada	D3a-'21
89	Parham Jr., Donald	TE	6-8	237	8/16/97	2	Stetson	Lakeland, Fla.	FA-'20
79	Pipkins III, Trey	T	6-6	307	9/5/96	3	Sioux Falls	Apple Valley, Minn.	D3-'19
86	Proehl, Austin	WR	5-10	185	10/11/95	1	North Carolina	Charlotte, N.C.	W (SF)-'21
61	Quessenberry, Scott	C/G	6-3	310	3/23/95	4	UCLA	La Costa, Calif.	D5-'18
12	Reed, Joe	WR	6-0	224	1/4/98	2	Virginia	Charlotte Court House, Va.	D5-'20
35	Rountree III, Larry	RB	5-10	211	2/13/99	R	Missouri	Raleigh, N.C.	D6b-'21
94	Rumph II, Chris	OLB	6-2	244	10/19/98	R	Duke	Gainesville, Fla.	D4-'21
26	Samuel Jr., Asante	CB	5-10	180	10/3/99	R	Florida State	Fort Lauderdale, Fla.	D2-'21
41	Seybert, Matt	TE	6-4	257	5/2/97	1	Michigan State	Traverse City, Mich.	FA-'21
70	Slater, Rashawn T	6-4	315	3/26/99	R	Northwestern	Sugar Land, Texas	D1-'21	
77	Smith Jr., Frederick	DL	6-3	300	4/19/97	1	Arkansas	Moultrie, Ga.	FA-'20
23	Smith, Ryan	CB	5-11	189	9/7/93	6	North Carolina Central	Upper Marlboro, Md.	UFA (TB)-'21
48	Sokol, Matt	TE	6-5	249	11/9/95	1	Michigan State	Rochester, Mich.	FA-'20
60	Spalding, Kyle	T	6-6	299	8/8/98	R	San Diego State	McKinleyville, Calif.	FA-'21
73	St. Louis, Tyree	G/T	6-5	315	8/5/97	2	Miami	Tampa, Fla.	FA-'19
2	Stick, Easton	QB	6-1	224	9/15/95	3	North Dakota State	Omaha, Neb.	D5-'19
99	Tillery, Jerry	DL	6-6	295	10/8/96	3	Notre Dame	Shreveport, La.	D1-'19
49	Tranquill, Druce	LB	6-2	234	8/15/95	3	Notre Dame	Fort Wayne, Ind.	D4-'19
39	Vaughn, Donte	CB	6-2	210	10/12/97	1	Notre Dame	Memphis, Tenn.	FA-'20
16	Vizzaino, Tristan	K	6-2	205	7/31/96	1	Washington	Chino Hills, Calif.	FA-'21
29	Webb Jr., Mark	DB	6-1	207	9/10/98	R	Georgia	Philadelphia, Pa.	D7-'21
44	White, Kyzir	LB	6-2	216	3/24/96	4	West Virginia	Macungie, Pa.	D4-'18
81	Williams, Mike	WR	6-4	218	10/4/94	5	Clemson	Santee, S.C.	D1-'17
78	Yarbary, Willie	DL	6-3	292	6/18/96	1	Wake Forest	Augusta, Ga.	FA-'21

COMMUNITY

ALPHABETICAL ROSTER

VETERANS

DRAFT PICKS & FREE AGENTS

2020 IN REVIEW

RECORDS & HISTORY

GENERAL INFORMATION

2021 NUMERICAL ROSTER

No.	Name	Pos.	Ht.	Wt.	Age	Exp.	College	Hometown	How Acq.
1	Ty Long	P	6-2	205	28	3	Alabama-Birmingham	Roswell, Ga.	FA-'19
2	Easton Stick	QB	6-1	224	25	3	North Dakota State	Omaha, Neb.	D5-'19
4	Michael Badgley	K	5-10	183	26	4	Miami	Summit, N.J.	FA-'18
5	Joshua Palmer	WR	6-1	210	21	R	Tennessee	Palmer, Ontario, Canada	D3a-'21
6	Alex Kessman	K	6-2	189	23	R	Pittsburgh	Clarkston, Mich.	FA-'21
7	Chase Daniel	QB	6-0	229	34	12	Missouri	Southlake, Texas	FA-'21
8	Lachlan Edwards	P	6-4	209	29	5	Sam Houston State	Hastings, Victoria, Australia	FA-'20
9	Kenneth Murray Jr.	LB	6-2	241	22	2	Oklahoma	Houston, Texas	D1b-'20
10	Justin Herbert	QB	6-6	236	23	2	Oregon	Eugene, Ore.	D1a-'20
11	Jason Moore Jr.	WR	6-3	215	26	2	Findlay	Oberlin, Ohio	FA-'19
12	Joe Reed	WR	6-0	224	23	2	Virginia	Charlotte Court House, Va.	D5-'20
13	Keenan Allen	WR	6-2	211	29	9	California	Greensboro, N.C.	D3-'13
15	Jalen Guyton	WR	6-1	212	24	2	North Texas	Allen, Texas	FA-'19
16	Tristan Vizcaino	K	6-2	205	25	1	Washington	Chino Hills, Calif.	FA-'21
20	Tevaughn Campbell	CB	6-0	200	28	2	Regina	Toronto, Ontario, Canada	FA-'19
22	Justin Jackson	RB	6-0	200	25	4	Northwestern	Carol Stream, Ill.	D7-'18
23	Ryan Smith	CB	5-11	189	27	6	North Carolina Central	Upper Marlboro, Md.	UFA (TB)-'21
24	Nasir Adnerley	S	6-0	206	24	3	Delaware	Philadelphia, Pa.	D2-'19
25	Chris Harris Jr.	CB	5-10	199	32	11	Kansas	Bixby, Okla.	UFA (Den)-'20
26	Asante Samuel Jr.	CB	5-10	180	21	R	Florida State	Fort Lauderdale, Fla.	D2-'21
27	Joshua Kelley	RB	5-11	212	23	2	UCLA	Lancaster, Calif.	D4-'20
28	Brandon Facyson	CB	6-2	197	26	4	Virginia Tech	Newnan, Ga.	FA-'18
29	Mark Webb Jr.	DB	6-1	207	22	R	Georgia	Philadelphia, Pa.	D7-'21
30	Austin Ekeler	RB	5-10	200	26	5	Western State Colorado	Eaton, Colo.	FA-'17
31	Nick Niemann	LB	6-3	234	23	R	Iowa	Sycamore, Ill.	D6a-'21
32	Alohi Gilman	S	5-10	201	23	2	Notre Dame	Laie, Hawaii	D6-'20
33	Derwin James Jr.	S	6-2	215	24	4	Florida State	Haines City, Fla.	D1-'18
34	Darius Bradwell	RB	6-0	235	24	1	Tulane	Tallahassee, Fla.	FA-'20
35	Larry Rountree III	RB	5-10	211	22	R	Missouri	Raleigh, N.C.	D6b-'21
36	Michael Bandy	WR	5-10	190	23	1	San Diego	La Mirada, Calif.	FA-'21
37	Kemon Hall	CB	5-11	190	24	1	North Texas	Calhoun City, Miss.	W (Dal)-'21
38	John Brannon	CB	6-0	190	23	1	Western Carolina	Charlotte, N.C.	FA-'20
39	Donte Vaughn	CB	6-2	210	23	1	Notre Dame	Memphis, Tenn.	FA-'20
40	Gabe Nabers	FB	6-3	235	23	2	Florida State	Hahira, Ga.	FA-'20
41	Matt Seybert	TE	6-4	257	24	1	Michigan State	Traverse City, Mich.	FA-'21
42	Uchenna Nwosu	OLB	6-2	251	24	4	Southern California	Carson, Calif.	D2-'18
43	Michael Davis	CB	6-2	196	26	5	Brigham Young	Glendale, Calif.	FA-'17
44	Kyzir White	LB	6-2	216	25	4	West Virginia	Macungie, Pa.	D4-'18
45	Cole Mazza	LS	6-1	247	26	3	Alabama	Bakersfield, Calif.	FA-'19
46	Ben DeLuca	DB	6-1	202	23	R	Charlotte	Orlando, Fla.	FA-'21
47	Hunter Kampmoyer	TE	6-4	243	23	R	Oregon	Bishop, Calif.	FA-'21
48	Matt Sokol	TE	6-5	249	25	1	Michigan State	Rochester, Mich.	FA-'20
49	Drue Tranquill	LB	6-2	234	25	3	Notre Dame	Fort Wayne, Ind.	D4-'19
50	Cole Christiansen	LB	6-1	230	24	1	Army	Suffolk, Va.	FA-'20
51	Emeke Egbule	OLB	6-2	245	24	3	Houston	Houston, Texas	D6-'19
52	Kyler Fackrell	OLB	6-5	245	29	6	Utah State	Mesa, Ariz.	UFA (NYG)-'21
53	Damon Lloyd	LB	6-0	235	23	1	Indiana (Pa.)	Avingdon, Md.	FA-'21
57	Amen Ogbongbemiga	LB	6-0	231	22	R	Oklahoma State	Calgary, Alberta, Canada	FA-'21
58	Jessie Lemonier	OLB	6-2	240	24	2	Liberty	Miami, Fla.	FA-'20
59	Ryan Langan	LS	6-1	237	22	R	Georgia Southern	Cedar Rapids, Neb.	FA-'21
60	Kyle Spalding	T	6-6	299	22	R	San Diego State	McKinleyville, Calif.	FA-'21
61	Scott Quessenberry	C/G	6-3	310	26	4	UCLA	La Costa, Calif.	D5-'18
63	Corey Linsley	C	6-3	301	30	8	Ohio State	Boardman, Ohio	UFA (GB)-'21
64	Brendan James	G/T	6-5	300	23	R	Nebraska	Austin, Texas	D5-'21
65	Nate Gilliam	G	6-4	310	24	1	Wake Forest	Knoxville, Tenn.	FA-'20
66	Forrest Merrill	DL	6-0	322	24	R	Arkansas State	Willard, Mo.	FA-'21
67	Ryan Hunter	G	6-3	316	26	1	Bowling Green	North Bay, Ontario, Canada	FA-'20
69	Darius Harper	T	6-6	300	23	R	Cincinnati	Springfield, Ohio	FA-'21
70	Rashawn Slater	T	6-4	315	22	R	Northwestern	Sugar Land, Texas	D1-'21
71	Matt Feiler	G	6-6	330	29	5	Bloomsburg	Strasburg, Pa.	UFA (Pit)-'21
72	Jared Goldwire	DL	6-6	305	23	R	Louisville	Tacoma, Wash.	FA-'21
73	Tyree St. Louis	G/T	6-5	315	23	2	Miami	Tampa, Fla.	FA-'19
74	Storm Norton	T	6-7	317	27	2	Toledo	Toledo, Ohio	FA-'20
75	Bryan Bulaga	T	6-5	314	32	12	Iowa	Barrington, Ill.	UFA (GB)-'20
76	Oday Aboushi	G	6-5	315	30	9	Virginia	Brooklyn, N.Y.	UFA (Det)-'21
77	Frederick Smith Jr.	DL	6-3	300	24	1	Arkansas	Moultrie, Ga.	FA-'20
78	Willie Yarbary	DL	6-3	292	25	1	Wake Forest	Augusta, Ga.	FA-'21
79	Trey Pipkins III	T	6-6	307	24	3	Sioux Falls	Apple Valley, Minn.	D3-'19
80	John Hurst	WR	6-2	190	24	1	West Georgia	Milton, Ga.	FA-'20
81	Mike Williams	WR	6-4	218	26	5	Clemson	Santee, S.C.	D1-'17
82	Stephen Anderson	TE	6-3	230	28	4	California	San Jose, Calif.	FA-'19
83	Tyron Johnson	WR	6-1	193	25	2	Oklahoma State	New Orleans, La.	FA-'19
84	KJ Hill Jr.	WR	6-0	196	23	2	Ohio State	Little Rock, Ark.	D7-'20
86	Austin Proehl	WR	5-10	185	25	1	North Carolina	Charlotte, N.C.	W (SF)-'21
87	Jared Cook	TE	6-5	254	34	13	South Carolina	Suwanee, Ga.	UFA (NO)-'21
88	Tre' McKitty	TE	6-4	246	22	R	Georgia	Wesley Chapel, Fla.	D3b-'21
89	Donald Parham Jr.	TE	6-8	237	23	2	Stetson	Lakeland, Fla.	FA-'20
91	Cortez Broughton	DL	6-2	293	24	3	Cincinnati	Warner Robins, Ga.	D7-'19
92	Joe Gaziano	OLB	6-4	280	24	1	Northwestern	Scituate, Mass.	FA-'20
93	Justin Jones	DL	6-3	309	24	4	North Carolina State	Austell, Ga.	D3-'18
94	Chris Rumph II	OLB	6-2	244	22	R	Duke	Gainesville, Fla.	D4-'21
95	Christian Covington	DL	6-2	300	27	7	Rice	Vancouver, B.C., Canada	FA-'21
96	Breiden Fehoko	DL	6-3	300	24	1	Louisiana State	Honolulu, Hawaii	FA-'20
97	Joey Bosa	OLB	6-5	280	26	6	Ohio State	Fort Lauderdale, Fla.	D1-'16
98	Linval Joseph	DL	6-4	329	32	12	East Carolina	Christiansted, U.S. Virgin Islands	FA-'20
99	Jerry Tillery	DL	6-6	295	24	3	Notre Dame	Shreveport, La.	D1-'19

Ages as of Aug. 1, 2021

BOLT UP ⚡



Joey Bosa

JOEY BOSA

#97 ⚡ DE



Mike Williams

MIKE WILLIAMS

#81 ⚡ WR

**VETERANS &
RETURNING PLAYERS**



ODAY ABOUSHI ⚡ 76

GUARD | VIRGINIA

6-0 | 206 lbs | BROOKLYN, N.Y.

UFA (DET) — 2021

EXPERIENCE: 9TH NFL SEASON

1ST YEAR WITH CHARGERS

CAREER HIGHLIGHTS

- ▶ *Played in all 16 games, starting eight, for the first time in his career last season with Detroit.*
- ▶ *Though his first eight seasons, allowed just 10 sacks and has committed on 16 penalties in his 65 career games (42 starts).*
- ▶ *Entering the league as a fifth-round draft choice by the Jets in 2013, he became the first player of Palestinian descent to be drafted into the NFL in the common draft era.*

2020: Appeared in all 16 games for the first time, starting eight at LG for Detroit...Committed just three penalties and was credited with just one sack allowed in his eight starting nods...**vs. Chicago (Sept. 13):** Played eight snaps offensively, helping the rushing attack accumulate 138 yards on the ground, the most in a season opener by a Lions offense since 1999...**at Green Bay (Sept. 20):** Started at LG...**vs. Washington (Nov. 15):** Received his second starting nod of the season, helping the Lions defeat the eventual NFC East Division champions and secure their second victory of the season...**at Chicago (Dec. 6):** Started at LG, as the offensive line allowed QB Matthew Stafford to throw for 402 yards and three touchdowns on 27 passes in a winning effort on the road.

2019: Appeared in seven games for the Lions, starting two at LG...Committed just one penalty and allowed just one sack in his seven games played...**at Arizona (Sept. 8):** Inactive (healthy scratch)...**vs. L.A. Chargers (Sept. 15):** Active, but did not see any snaps...**at Philadelphia (Nov. 22):** Inactive (healthy scratch)...**at Oakland (Nov. 3):** Logged first game action as a member of the Lions, contributing at LG and on special teams...**at Denver (Dec. 22):** Started at LG, his first starting nod with Detroit...Played 100 percent of the offensive snaps in Detroit's final two games.

2018: Appeared in eight games for Arizona, starting six at RG...Contributed to an offensive line unit that featured 10 different starting combinations up front...Signed with the Cardinals prior to Week 7 after spending training camp with Oakland...**vs. San Francisco (Oct. 28):** Active, but did not play...**at Kansas City (Nov. 11):** Made his Cardinals debut, logging 34 snaps at RG and helping RB David Johnson rush for 98 yards and a touchdown on 21 carries (4.6 avg.)...**vs. Oakland (Nov. 18):** Started at RG, helping the unit allow just one sack as David Johnson rushed for 137 yards on 25 attempts (5.5 avg.)...**vs. L.A. Chargers (Nov. 25):** Contributed on special teams, providing assistance on the field goal unit...**at Green Bay (Dec. 2):** Returned to the starting lineup and played every snap at RG...Helped the offensive unit accumulate a season-best 182 rushing yards on 29 carries (6.3 avg.) as a group, while allowing just two sacks.

2017: Started eight games at RG for the Seahawks...When in the starting lineup, Seattle posted a 5-3 record in 2017, en route to finishing the season 9-7...Placed on Reserve/Injured prior to Week 15, where he spent the rest of the season...**at Green Bay (Sept. 10):** Active, did not play...**vs. San Francisco (Sept. 17):** Inactive (healthy scratch)...**at Tennessee (Sept. 24):** Started at RG, his first starting nod as a member of the Seahawks...**vs. Indianapolis (Oct. 1):** Started at RG as the offense accumulated 477 total yards, including a season-high 194 on the ground, in a winning effort over the Colts...**vs. Houston (Oct. 29):** Started at RG, protecting QB Russell Wilson as the signal-caller threw for a franchise-record 452 passing yards, leading Seattle to their fourth-straight win...**vs. Atlanta (Nov. 20):** Started at RG, but exited the game (shoulder) in the second half and did not return...**at San Francisco (Nov. 26):** Inactive (shoulder).

2016: Registered four games played with three starts at RG for Houston, helping the Texans claim the AFC South Division title and advance to the AFC Divisional Round...In his three starting nods, the Texans posted a perfect 3-0 mark... Appeared in both of Houston's playoff games...**vs. Chicago (Sept. 11):** Inactive (healthy scratch)...**vs. Indianapolis (Oct. 16):** In his first game action of the season, started at RG and helping the Texans defeat the division-rival Colts in overtime... **at Indianapolis (Dec. 14):** Received his second starting nod at RG, helping propel Houston to their second defeat of division-rival Indianapolis on the season...**vs. Jacksonville (Dec. 18):** Started at RG, helping the Texans offense score 10 fourth-quarter points in the come-from-behind win over the Jaguars...**vs. Oakland (AFC Wild Card, Jan. 7):** Saw action on 28 offensive snaps as Houston claimed their first postseason victory since 2012 and just third playoff win in Texans annals...**at New England (AFC Divisional, Jan. 14):** Logged 63 offensive snaps at in the loss to the eventual-Super Bowl champion Patriots.

2015: Appeared in seven games (five starts) after being claimed off waivers from the Jets... Logged starts at both LG and RG in 2015... Served a one-game suspension for violating the league's substance abuse policy, and was subsequently waived by New York following the Week 1...**at Carolina (Sept. 20):** Inactive (healthy scratch)...**vs. Tampa Bay (Sept. 27):** Started at LG, helping the Texans secure the team's first win of the 2015 season...**at Cincinnati (Nov. 16):** Inactive (healthy scratch)...**at Buffalo (Dec. 6):** Started at RG...**vs. New England (Dec. 13):** Inactive (healthy scratch)...**vs. Kansas City (AFC Wild Card, Jan. 9):** Active, did not play.

2014: Started 10 out of 15 games played for the Jets, starting each contest from Week 7 to Week 17...Helped New York register the third-best rushing offense in the NFL in 2014 (142.5 yards per game), leading the AFC with 2,280 yards on the ground...Allowed just one sack in his 10 starts at left guard...**vs. Oakland (Sept. 7):** Inactive (healthy scratch)...**at Green Bay (Sept. 14):** Logged first career NFL game action, appearing at guard in the second quarter...**vs. Denver (Oct. 12):** Following an injury to G Brian Winters, filled in at LG in the third quarter and played a then-single-game career-high 24 snaps...**at New England (Oct. 16):** On Thursday Night Football, started the game at LG, marking his first career NFL start...**vs. Pittsburgh (Nov. 9):** Started at LG in New York's winning effort, which snapped an eight-game losing streak...**vs. Miami (Dec. 1):** Started at LG and contributed to an offensive line that helped the unit total 277 rushing yards on 49 attempts (5.7 avg.), which ranked as the eight-most all-time in a single game in Jets history...**at Miami (Dec. 28):** Started at LG as the Jets closed out the 2014 season with a road win over the Dolphins...Helped the offense total 494 scrimmage yards, including 104 rushing... Protected for QB Geno Smith as he threw for a career-best 358 passing yards and three touchdowns, completing 20-of-25 pass attempts and registering a perfect 158.3 passer rating.

2013: Inactive for all 16 games in rookie season with the Jets.

COLLEGE: Played four seasons (2009-12) at Virginia, where he started 37 of his 43 career games on the offensive line. As a senior, earned first-team All-Atlantic Coast Conference recognition after starting all 12 games at left tackle. Named second-team All-ACC as a junior, leading the offensive front for the Cavaliers as the unit allowed opponents to register just 16 sacks on the season.

PERSONAL: Given name Oday Aboushi...Born in Brooklyn, N.Y. ...Married to wife, Amineh... Brother, Aymen, played football at Fordham University...Sister, Tahanie, is a civil rights attorney in New York City...One of 10 siblings... Honored by former Secretary of State Hillary Clinton in September of 2011 with nearly a dozen other Muslim athletes at a reception in Washington D.C., commemorating Eid al-Fitr... Graduated from Virginia with a bachelor's degree in sociology...**High School:** Attended Xaverian High School in Brooklyn, N.Y. ... Earned second-team all-state honors as an offensive lineman following his senior season... Defensively, registered 70 tackles and seven sacks as a senior in 2008.

ODAY ABOUSHI NFL GAMES

Year	Team	GP	GS
2014	New York Jets	15	10
2015	Houston	7	5
2016	Houston	4	3
2017	Seattle	8	8
2018	Arizona	8	6
2019	Detroit	7	2
2020	Detroit	16	8
NFL Totals		65	42

POSTSEASON

Year	Team	GP	GS
2016	Houston	2	0
Postseason Totals		2	0

CAREER TRANSACTIONS

- 2013** Selected by New York Jets in the fifth round (141st overall) of NFL Draft, April 27...Signed rookie contract, May 10.
- 2015** Placed on Reserve/Suspended by Commissioner, Aug. 20...Suspension lifted by Commissioner, Sept. 14...Waived by Jets, Sept. 15...Claimed via waivers by Houston Texans, Sept. 16.
- 2017** Signed by Seattle Seahawks as unrestricted free agent, March 18.
- 2018** Signed by Oakland Raiders, July 28...Waived by Raiders, Sept. 1...Signed by Arizona Cardinals to active roster, Oct. 23.
- 2019** Signed by Detroit Lions as unrestricted free agent, March 14.
- 2020** Re-signed by Lions as unrestricted free agent, March 24...Waived by Lions, Sept. 5...Signed by Lions to active roster, Sept. 6.
- 2021** Signed by Los Angeles Chargers as unrestricted free agent, March 23.



NASIR ADDERLEY ⚡ 24

SAFETY | DELAWARE

6-0 | 206 lbs | PHILADELPHIA, PA.

DRAFT 2 — 2019

EXPERIENCE: 3RD NFL SEASON

3RD YEAR WITH CHARGERS

CAREER HIGHLIGHTS

- ▶ Started all 15 of his game appearances at S in 2020, amassing 69 tackles and 58 solo stops, the second-most on the Bolts.
- ▶ Picked off former Saints QB Drew Brees in Week 5 on Monday Night Football to record his first career takeaway.
- ▶ Added significant contributions on special teams, blocking an extra point against Carolina and finishing the season with the NFL's fifth-best kickoff return average, notching a 28.9-yard mark (min. 10 returns).
- ▶ Returned two kickoffs for over 50 yards, which tied for the third-most by any returner in the NFL in 2020 and were the most by a Chargers player since Darren Sproles logged three in 2009.
- ▶ Had a pair of tackles on special teams in four games played as a rookie in 2019.
- ▶ After being taken by the Bolts with the 60th pick, became the highest-drafted Blue Hen since QB Joe Flacco (18th overall) in 2008.

2020: Played in 15 games, starting all of his 15 game appearances, with the exception of the season opener, at S...Culminated the season with 69 total tackles, as his 58 solo stops were the second-most on the team...Added an INT, picking off Saints QB Drew Brees on Monday Night Football...Recorded his career first fumble recovery in a Week 12 matchup against Buffalo...Contributed on special teams, blocking an extra point against Carolina in Week 3, while assisting in the return game as a kickoff returner late in the season...Over the final five games, returned 11 kickoffs, including a career-long 76-yard return, to average a team-best average of 28.9 yards-per-return...The 28.9-yard average ranked fifth in the NFL among returners with at least 10 kickoff returns in the 2020 season...Logged two 50-plus yard kickoff returns, which tied for the third-most by any player in the NFL this season and were the most by a Charger since Darren Sproles recorded three for the Bolts in the 2009 season...**at Cincinnati (Sept. 13):** Saw action on 27 defensive snaps, while also contributing on special teams...**vs. Kansas City (Sept. 20):** In his first career start, logged four total tackles (three solo) for the defensive unit...On a third-and-14

BEYOND THE BOLT



Visited Homeboy Industries with the other defensive rookies last year as part of a day of service. The rookies toured the headquarters, spoke with staff and took a class learning to make tamales. Homeboy Industries provides hope, training and support to formerly gang-involved and previously incarcerated men and women, allowing them to redirect their lives and become contributing members of the community.

late in the first half, in coverage of WR Tyreek Hill, Adderley batted away a short pass to the offense's right, forcing Kansas City to punt...Played 76 defensive snaps, a career-high...**vs. Carolina (Sept. 27):** Recorded a career-high eight tackles, the third-most by any Bolts defender, with six solo stops...Played down in the box and stuffed RB Mike Davis at the line of scrimmage, preventing a gain on a first-down Panthers rush...Recovered DE Isaac Rochell's blocked extra point late in the second quarter...**at Tampa Bay (Oct. 4):** Secured four solo tackles on the day, gathering his third starting nod of the season at S...**at New Orleans (Oct. 12):** Secured his first career INT, picking off QB Drew Brees and returning the takeaway 39 yards to set up a Chargers touchdown three plays later...Finished the game with four total tackles (three solo)...**vs. Jacksonville (Oct. 25):** Logged three solo tackles in the Bolts' first win at SoFi Stadium... While assisting in pass coverage, the Chargers' defensive unit held the Jaguars to negative-five (-5) net passing yards in the first quarter, the fourth-fewest by a Chargers defense in the first quarter of any game in team history...**at Denver (Nov. 1):** Accumulated seven total tackles, which tied the team-high for Week 8...Was active on the back end in the first half, helping the defensive unit hold the Broncos just two rushing yards in the opening half - the best first half display of the like by the Chargers defense since 2000...**vs. Las Vegas (Nov. 8):** Tallied five solo stops for the second-consecutive week, as well as one pass defended...On second-and-seven in the fourth quarter, Adderley broke up a pass intended for TE Darren Waller deep down the sideline, forcing a third-and-long for the Raiders and an eventual punt...**at Miami (Nov. 15):** Led the Chargers defense with eight total tackles (all solo)...**vs. N.Y. Jets (Nov. 22):** Amassed three solo tackles and a QB hit...Registered his QB hit

on a second-and-nine following the second half two-minute warning, bursting through the line of scrimmage and forcing QB Joe Flacco to throw the ball away, leading to a third-and-long for the Jets offense...Member of a defensive backfield that held the Jets to zero net passing yards in the first quarter, not allowing an opposing offense to have any positive net passing yards in the opening quarter for the second time this season... **at Buffalo (Nov. 29):** Landed on a LB Nick Vigil forced fumble to give the Bolts defense their first of three takeaways in the fourth quarter, leading to a Chargers field goal to bring the game within a one-score difference...Finished the day with four total tackles...Was the only defensive player to not leave the field for the Bolts in Week 12, seeing action on 100-percent of the unit's snaps...**vs. New England (Dec. 6):** Logged three solo tackles (four total), with three of the total tackles coming in run support...Added a pass defended, preventing a third-down conversion and forcing incomplete a pass attempt to WR Damiere Byrd, leading to a Patriots punt...Aided the secondary as the unit held QB Cam Newton to under 70 passing yards on the day...Assisted the kickoff return unit in a returner role, logging four returns for a 21.0 average with a 31-yard long...**vs. Atlanta (Dec. 13):** Logged three solo tackles on defense, while contributing on special teams in the return game...As the primary kickoff returner, returned three kickoffs for an average of 36.3 yards-per-return with a long return of 76 yards...His 76-yard return in the second quarter was the longest by a Charger since 2012 and helped the Bolts set up a successful 35-yard field goal in the second quarter...**at Las Vegas (Dec. 17):** Inactive (shoulder)...**vs. Denver (Dec. 27):** Tallied seven tackles (five solo) in the win over the Broncos to close out the home slate and L.A.'s inaugural season at SoFi Stadium...In the return game, averaged 35.7 yards-per-return on three kickoff returns with a 53-yard return on the opening kickoff of the game, setting up the Bolts in Denver territory, eventually taking the early lead...**at Kansas City (Jan. 3):** Amassed five solo stops in the season finale, including a critical tackle of QB Chad Henne as Henne attempted to sneak in a TD from the one-yardline...Helped the defense hold the Chiefs to a season-low 268 net yards offensively as the Bolts closed out the 2020 season with four-straight wins.

2019: Appeared in four games and was inactive three others...Recorded two special teams tackles...Placed on injured reserve with a hamstring injury on Oct. 26...**vs. Indianapolis (Sept. 8):** Made his NFL debut...Finished with a tackle on special teams after playing on 17 special teams snaps...**at Detroit (Sept. 15):** Played on 12 special teams snaps and saw the first defensive action of his career...**vs. Houston (Sept. 22):** Appeared on 11 plays on special teams...**at Miami (Sept. 29):** Saw action on nine defensive snaps...Finished with a tackle on special teams...**at Denver (Oct. 6):** Inactive (hamstring).

COLLEGE: Played four seasons (2015-18) at Delaware, totaling 264 tackles (165 solo)...Added 11 INTs, 33 passes defended, a half-sack, four forced fumbles and two recoveries...As a senior, had a 92-yard kickoff return for a TD...Named a second-team Football Championship Subdivision All-American from The Associated Press and first-team All-Colonial Athletic Association as a senior...Also named first-team All-American by Phil Steele's College Football, Athlon Sports, Hero Sports and STATS...Earned recognition from the Blue Hen Touchdown Club as a four-time Defensive Player of the Week and a four-time Special Teams Player of the Week...Helped lead the Blue Hens to their first Football Championship Subdivision playoff appearance in 2018 since making it to the championship game in 2010...Was one of two true freshmen in 2015 to start all 11 games.

PERSONAL: Given name Nasir A. Adderley...Name is pronounced nah-SEER ADD-er-lee...Nickname is 'Nas'...Born in Philadelphia, Pa. ...Married to Kaylynn, and the couple has a daughter, Elaina Marie, who was born Jan. 18, 2020...Cousin, Herb, was an All-Pro DB with Green Bay and Dallas, winning three Super Bowls before being inducted into the Pro Football Hall of Fame in 1980...Grandfather, Nelson, played football at Ohio State and in the Canadian Football League...Plans to get into personal training after his career...Earned a degree in health behavior science from Delaware...**High School:** Earned honorable mention All-State honors as a senior at Great Valley High in Malvern, Pa. ...Also was named first-team All-Southeastern Pennsylvania, first-team All-Area and first-team All-Conference, with the All-Conference honors being at WR and DB...Caught 68 passes for 1,025 yards (15.1 avg.) and five TDs while rushing for 383 yards and five TDs over his prep career...Contributed on the defensive side of the football with nine INTs, including three that were returned for TDs...Returned seven kickoffs for TDs.

NASIR ADDERLEY NFL STATISTICS

Year	Team	GP	GS	- Tackles -					- Interceptions -					- Fumbles -				
				Total	Solo	Asst	Sacks	Yds	TFL	No.	Yds	Lg	TD	PD	FF	FR	Yds	
2019	Los Angeles Chargers	4	0	0	0	0	0.0	0	0	0	0	0	0	0	0	0	0	0
2020	Los Angeles Chargers	15	14	69	58	11	0.0	0	0	1	39	39	0	3	0	1	1	1
NFL Totals		19	14	69	58	11	0.0	0	0	1	39	39	0	3	0	1	1	1

CAREER TRANSACTIONS

2019 Selected by Los Angeles Chargers in the second round (60th overall) of NFL Draft, April 27...Signed rookie contract, June 12...Placed on Reserve/Injured (hamstring), Oct. 26.



KEENAN ALLEN ⚡ 13

WIDE RECEIVER | CALIFORNIA

6-0 | 206 lbs | GREENSBORO, N.C.

DRAFT 3 — 2013

EXPERIENCE: 8TH NFL SEASON

9TH YEAR WITH CHARGERS

CAREER HIGHLIGHTS

- ▶ Four-straight Pro Bowl selections (2017-20 seasons) and was named Comeback Player of the Year in 2017 by The Associated Press, the Professional Football Writers of America and Sporting News.
- ▶ Capped the 2020 season with 624 catches in 100 career games, setting the record for most receptions through a player's first 100 games of a career in NFL history.
- ▶ Marked his third 100-catch season, and second in as many years, registering three of the four 100-catch seasons in Chargers history.
- ▶ Eclipsed 600 receptions in his 96th career game, tying WR Antonio Brown as the fastest player to do so in league annals.
- ▶ In the Week 11 of last season, set the team's single-game reception record with a 16-catch performance in a winning effort over the Jets, becoming the only player in league history to record six career outings with 13-plus catches.
- ▶ Marked a career-high 104 receptions in 2019 to break his own single-season team record of 102 set in 2017.
- ▶ Earned Offensive Rookie of the Year honors from the PFWA and Sports Illustrated while earning Sporting News Rookie of the Year and PFWA All-Rookie recognition in 2013 after a 71-catch season for 1,046 yards (14.7 avg.) and eight touchdowns.
- ▶ In 2017, became the first player in NFL history to post three consecutive games with 10-plus receptions, 100-plus receiving yards and at least one touchdown catch (Week 11 vs. Buffalo, Week 12 at Dallas and Week 13 vs. Cleveland).
- ▶ With an interception in Week 16 of 2017, became the first player in NFL history to have 90-plus catches and an interception in the same season, while also becoming just the third player to record 1,000-plus receiving yards and an interception in the same season, joining Hall of Fame WRs Don Hutson (1942) and Randy Moss (2009).
- ▶ In 2016, became the first player in NFL history with 12-plus catches in three of a team's first six games in a season (Week 1 vs. Detroit, Week 3 at Minnesota and Week 6 at Green Bay).
- ▶ Set team rookie records in 2013 with five 100-yard receiving games and 71 catches.
- ▶ In the 2013 AFC Divisional as a rookie, posted a 142-yard, two-touchdown performance, marking the first two-touchdown catch playoff game by a Charger since Hall of Fame TE Kellen Winslow (Jan. 9, 1983) did so in an AFC Wild Card victory at Pittsburgh, while his 142 yards tied TE Keith Jackson (1988) for the second-most by a rookie in a playoff game in NFL history.
- ▶ Coupled with RB Austin Ekeler in 2019, became the second-ever set of Chargers teammates to each have 80-plus catches in the same season and the first set to each have 90-plus.
- ▶ In 2019, became part of the first trio of teammates with Ekeler and WR Mike Williams to each have 900-plus receiving yards in the same season since New England accomplished the feat in 2014.
- ▶ Recorded seven 100-yard performances in 2017, ranking as the most in a season by a Charger since 1980.
- ▶ Through the first eight games in 2015, registered 67 catches for 725 yards (10.8 avg.) and four touchdowns, the third-most receptions midway through a season in NFL history, before suffering a season-ending kidney injury.
- ▶ Posted five touchdown catches over three games in 2013, tying the most by a Chargers WR in a three-game stretch since 1996.
- ▶ Posted back-to-back 100-yard performances twice in 2013, a feat that hadn't been accomplished by a Chargers rookie since WR Don Norton did so in 1960.

HONORS AND AWARDS

2020: Selected to his fourth Pro Bowl, becoming the ninth Chargers draft pick to be named an all-star four times with the team... Appeared in 14 games with 13 starts, missing one due to a hamstring injury and another on Reserve/COVID-19...Finished with 100 receptions for 992 yards (9.9 avg.) and tied a career high with eight TDs...The 100 catches gave him three of the four 100-reception seasons in Chargers history...Ended the season with 624 catches in 100 career games, setting the record for the most receptions through the first 100 games of a career in NFL history... Eclipsed 600 receptions in his 96th career game, tying WR Antonio Brown as the fastest player to do so in league annals...Set the team's single-game receptions record with 16 catches in the Week 11 win against the New York Jets... The performance made him the only player in history with six games of 13-plus catches and just the fifth player ever to have multiple games of 15 or more receptions...Posted four games with 100-plus receiving yards on the season, giving him 27 for his career to rank No. 2 in team history...Grabbed double-digit passes three times to have 13 such performances for his career, extending his record for the most in Chargers history...Led the NFL on third down with 33 receptions and six TDs, including a league-best 28 catches on third down to move the chains...Since the start of the 2017 season, his third down numbers of 118 receptions for 1,578 yards lead the NFL over that span...

Awards: Pro Bowl Selection (Fourth)...**at Cincinnati (Sept. 13):** Registered 37 receiving yards on four catches (9.3 avg.)...Moved the chains on third down a couple of times — running a button-hook in the first quarter for 10 yards and another button-hook in the fourth quarter for a six-yard gain to keep the game-tying drive alive...**vs. Kansas City (Sept. 20):** Caught seven passes for 96 yards (13.7 avg.), including two on third down with both moving the chains to extend drives...Took his first pass from QB Justin Herbert on a screen-pass to the left for 14 yards in the first quarter behind a block from WR Mike Williams...Ran a deep crossing-route to bring in a lofted pass from Herbert behind the coverage of S Tyrann Mathieu and CB L'Jarius Sneed for 25 yards...**vs. Carolina (Sept. 27):** Posted his first 100-yard performance of the season, totaling 13 catches for 132 yards (10.2 avg.) and a TD...The game marked his first of the season with 10-plus receptions and the score was his first of the year...Moved the chains on a season-high eight of his receptions, including three times on third down...Hauled in the 14-yard TD over LB Shaq Thompson in the fourth quarter, getting both feet in the back of the end zone to pull the team within five points...**at Tampa Bay (Oct. 4):** Posted eight catches for 62 yards (7.8 avg.)... Made an acrobatic catch along the right sideline over CB Carlton Davis III in the third quarter, getting both feet down for a nine-yard gain...**at New Orleans (Oct. 12):** Made his fifth career start on *Monday Night Football*...Hauled in two passes for 29 yards (14.5 avg.), including a 17-yard TD on third down...The score extended his streak of *MNF* games with a TD catch to three consecutive...On the score, ran a crossing route

- 2020:** 2021 NFL Pro Bowl Selection (Fourth)
2019: 2020 NFL Pro Bowl Selection (Third)
Professional Football Writers of America All-AFC (WR)
2018: 2019 NFL Pro Bowl Selection (Second)
2017: 2018 NFL Pro Bowl Selection (First)
The Associated Press
Comeback Player of the Year
PFWA Comeback Player of the Year
Sporting News
Comeback Player of the Year
2016: *Ed Block Courage Award*
2015: *Chargers Offensive Player of the Year*
2013: *PFWA Offensive Rookie of the Year*
PFWA All-Rookie (WR)
Sporting News Rookie of the Year
Pepsi Next Rookie of the Year
Pepsi Next Rookie of the Week
(Week 6 vs. Indianapolis — First)
Pepsi Next Rookie of the Week
(Week 12 at Miami — Second)
Pepsi Next Rookie of the Week
(Week 15 at Denver — Third)
Pepsi Next Rookie of the Week
(Week 17 vs. Kansas City — Fourth)

from the left side of the formation and hauled in the pass in front of S Marcus Williams...The catch had a completion probability of 27.7 percent, the third-lowest probability in the NFL on a TD pass for Week 5...Exited the game early with a back injury...**vs. Jacksonville (Oct. 25):** Posted 10 catches for 125 yards (12.5 avg.), marking his second game of the year with 100 receiving yards and his second with double-digit receptions...Caught three passes on third down, moving the chains each time...Ran a fade-route from the left slot in the first quarter, elevating to high-point the pass from Justin Herbert over the coverage of CB C.J. Henderson for a 26-yard gain...Had one of his third-down catches in the third quarter, beating Henderson on a post-route on third-and-eight...**at Denver (Nov. 1):** Hauled in nine passes for 67 yards (7.4 avg.) and a TD, kick-starting a five-game streak with a scoring grab...On third down, caught four passes for 27 yards and the nine-yard TD...On the score, ran up the middle seam and hauled in the pass between the coverage of ILB Josey Jewell and S Justin Simmons...**vs. Las Vegas (Nov. 8):** Registered his first 100-yard game of the season, finishing with 103 receiving yards and a 27-yard TD on nine receptions (11.4 avg.)...Ran a dig-route from the left slot to beat the coverage of CB Trayvon Mullen on third-and-three for a 16-yard gain early in the first quarter...Caught the TD on a post-route from the left slot, shedding coverage to get wide open in the end zone for...**at Miami (Nov. 15):** Caught three passes for 39 yards (13.0 avg.) and a TD...In the third quarter, took a screen pass an utilized blocks from Mike Williams and T Sam Tevi to gain 15 yards...Ran a shallow crossing-route in the fourth quarter to haul in a 13-yard TD on third-and-10 in the fourth quarter to pull the

BEYOND THE BOLT



Allen was featured in a public service announcement, 'Dance Like a Dad,' in 2019. The ad was launched by the U.S. Department of Health and Human Services' Administration for Children and Families (ACF), along with the National Responsible Fatherhood Clearinghouse and the Ad Council. He shows off his dance moves with his family to encourage fathers to play an active role in the lives of their children.

In April 2016, Allen co-hosted a two-day football camp for youth from the Kaiserslautern Military Community at Ramstein Air Base in Ramstein, Germany, with Buffalo WR Andre Roberts. It was Allen's first visit to Europe. Allen and Roberts visited the USO's Warrior Center, signed autographs at Ramstein Air Base, visited the Landstuhl Regional Medical Center and spent time at the USO's Deployment Center for Active Duty Troops.

Allen is a majority stakeholder in the company Zen Enterprises, which manufactures Zen Sports Balm, a product that is used to relieve aches and pains associated with muscles and joints, especially for individuals suffering from arthritis, backaches, strains, sprains and bruises. Zen Enterprises' products are available in the United States and the company began expanding business to China last year.

An incredible self-motivator, Allen taught himself how to play golf while rehabbing from a torn ACL in the 2016 season opener. He played in the Chargers Invitational each of the past two years to raise money for the Chargers Community Foundation. In addition to golf, Allen taught himself how to play the piano from YouTube videos after he was motivated to learn from seeing his friend perform.

team within one score...**vs. N.Y. Jets (Nov. 22):** Set the franchise single-game receptions record with 16 catches for 145 yards (9.1 avg.) and a TD...Eclipsed 600 career catches in the 96th game of his career, tying WR Antonio Brown for the fastest player in NFL history to reach 600 career receptions...The performance marked his sixth with 13-plus catches, giving him the most such games in NFL history...It also made him the fifth player ever to post multiple games of 15 or more receptions in a career...Scored the 13-yard TD in the third quarter, quickly adjusting to a back-shoulder throw from Justin Herbert in the back of the end zone with CB Lamar Jackson in tight coverage...Made an acrobatic catch midway through the second quarter on a corner-route to bring in a 21-yard reception...Later in the quarter, ran a pivot-route from the left side of the formation to shake the coverage of Jackson and hauled in a pass for 10 yards to move the chains on third-and-10...**at Buffalo (Nov. 29):** Posted his fifth consecutive game with a TD catch, tying for the longest streak of his career and the third-longest in Chargers

history...Finished with four catches for 40 yards (10.0 avg.) and a TD...Ran a button-hook in the first quarter, bringing in the five-yard TD from Justin Herbert between the coverage of CB Tre'Davious White and LB Tremaine Edmunds...The score was his sixth of the season on third down, tying for the most by an AFC receiver in a season since Cincinnati WR A.J. Green in 2017...Caught a two-point conversion pass from Herbert in the second half on a corner-route, beating CB Taron Johnson on the play...Late in the third quarter, high-pointed a pass over S Micah Hyde on a skinny-post and held on for a 15-yard gain despite an unnecessary roughness penalty by S Jordan Poyer...**vs. New England (Dec. 6):** Saw his five-game scoring streak come to an end...Finished with five catches for 48 yards (9.6 avg.)...**vs. Atlanta (Dec. 13):** Hauled in a 10-yard TD for his eighth score of the season, tying his single-season career high...Totaled nine receptions for 52 yards (5.8 avg.)...On the score, ran a deep-out route and kept both feet in-bounds in the front right corner of the end zone with CB A.J. Terrell trailing in coverage...The game marked No. 99 and the nine catches brought him to 623 for his career, setting the record for most receptions by any player in NFL history through the first 100 games of a career...The nine receptions also brought him to 99 on the year, extending his streak of seasons with 95-plus catches to four to tie for the second-longest such streak in NFL history...Converted all four catches on third down to extend drives...**at Las Vegas (Dec. 17):** Appeared in the 100th game of his career, registering a 17-yard catch in limited action due to a hamstring injury...The reception gave him 624 catches in his career, setting the mark for the most in the first 100 games of a career in NFL history...Reached 100 receptions on the year, becoming the 13th player in NFL history with three or more 100-catch campaigns...On the play, ran a pivot route from the right side to beat the coverage of Trayvon Mullen and move the chains on third-and-six to keep the team's opening TD drive alive...**vs. Denver (Dec. 27):** Inactive (hamstring).

2019: Selected to his third Pro Bowl...Named All-AFC (WR) by the *Professional Football Writers of America*...Started all 16 games at WR, posting a single-season team record 104 receptions for 1,199 yards (11.5 avg.) and six TDs...Extended his streak of seasons with 1,000-plus yards to three straight, tying for the second-longest streak in team annals...Added three rushing attempts for 16 yards (5.3 avg.)...Had 34 catches and 452 yards through four games to set a franchise record for the most through the first four games of a season...Registered eight-plus catches in each of the first three games of the season, becoming the 12th player in NFL history to do so...Set a single-game career high with 183 receiving yards in the Week 3 game against Houston...Coupled with RB Austin Ekeler this year, became the second-ever set of Chargers teammates to each have 80-plus catches in the same season and the first set to each have 90-plus...With Ekeler and WR Mike Williams, became the first trio of teammates to each have 900-plus receiving yards in the same

season since New England accomplished the feat in 2014...With Williams, the pair became the first Chargers teammates to each have 1,000-plus receiving yards in the same season since 2009...Posted two 100-yard performances, giving him 23 for his career to tie for third all-time in team annals...Moved to No. 5 in team annals with 524 receptions, passing Hall of Fame WR Lance Alworth (493)...Became the seventh Charger to eclipse 6,000 receiving yards, passing WR Wes Chandler (6,132), WR Anthony Miller (5,582) and WR Malcolm Floyd (5,550) for No. 7 in Chargers history...Moved into a tie for No. 10 in team annals with 34 receiving TDs... Was the third player to reach 3,000 receiving yards since the start of the 2017 season, joining Atlanta WR Julio Jones and Houston WR DeAndre Hopkins...**Awards:** Pro Bowl Selection (Third)...*Professional Football Writers of America* All-AFC (WR)...*Pro Football Journal* First-Team All-AFC (WR)...**vs. Indianapolis (Sept. 8):** Hauled in eight passes for 123 yards (15.4 avg.) and a TD, giving him 22 career 100-yard performances to rank No. 5 in Chargers history...Early in the second quarter, worked his way from right to left on a deep crossing route from the slot for a 27-yard reception...Later that drive, fought off CB Rock Ya-Sin down the left sideline to haul in a 28-yard TD in the front of the end zone...In the fourth quarter, ran a slant-route from the left slot for a 21-yard catch-and-run... Kicked off overtime on the first play with an 18-yard gain after settling between the second defenders on a skinny-post...**at Detroit (Sept. 15):** Recorded eight receptions for the second-straight game, finishing with 98 receiving yards (12.3 avg.)...Moved the chains on seven of his catches...Ran a corner-route in the third quarter from the left slot, beating CB Darius Slay off the line for a 23-yard gain down the left sideline...**vs. Houston (Sept. 22):** Posted a single-game career-high 183 receiving yards and two TDs on 13 catches (14.1 avg.) along with a three-yard rush attempt...The game marked his third-straight game with at least eight receptions to start the season, becoming the 12th player all-time to do so...Eclipsed 30 career TD catches, becoming the 12th-ever Charger to do so...The 100-yard performance was his second of the season and gave him 23 for his career, good to tie WR Gary Garrison and Hall of Fame WR Charlie Joiner for No. 3 in team annals...Ended the game with 29 catches for 404 yards (13.9 avg.) and three TDs on the season, a league high for the year to that point in receptions and receiving yards...The 29 catches tied his own mark from 2015 for the most receptions through the first three games of a season in Chargers history...On his first score, ran an out-route from the left side of the formation to beat the coverage of CB Johnathan Joseph and catch the TD in the front left corner of the end zone...For his second score, ran a drag-route from left-to-right along the formation, juking past S Justin Reid at the six-yard line to score a 12-yard TD...In the third quarter, ran a deep out-route along the right side on third-and-15, catching the ball 18 yards down the field before breaking a tackle attempt by Joseph to turn in a 31-yard gain... Posted a 34-yard reception in the fourth quarter,

running a comeback-route on the left and catching the ball in tight coverage by Joseph, again breaking his tackle to advance the ball...**at Miami (Sept. 29):** Hauled in five passes for 48 yards (9.6 avg.)...Finished the game with 34 receptions and 452 yards on the season, setting all-time team marks in each category through the first four games of a season...Became the third player to eclipse 3,000 receiving yards since the beginning of the 2017 season, joining Julio Jones and DeAndre Hopkins...**vs. Denver (Oct. 6):** Posted four catches for 18 yards (4.5 avg.)...**vs. Pittsburgh (Oct. 13):** Registered a pair of receptions for 33 yards (16.5 avg.), moving the chains on both catches...**at Tennessee (Oct. 20):** Caught four passes for 61 yards (15.3 avg.), registering first downs on each reception...**at Chicago (Oct. 27):** Posted 53 receiving yards on seven catches (7.6 avg.)...Ran a crossing-route from the left in the third quarter, getting behind underneath zone of LB Danny Trevathan and in front of deep zone coverage of DB Ha Ha Clinton-Dix for a 17-yard gain on third-and-eight...**vs. Green Bay (Nov. 3):** Hauled in three passes for 40 yards (13.3 avg.)...**at Oakland (Nov. 7):** Registered eight receptions for 68 yards (8.5 avg.) and had an 18-yard carry... Eclipsed 100 career rushing yards...On his carry, took the jet-sweep handoff to the right behind bulling blocks from TEs Virgil Green and Lance Kendricks...Had a downfield block on a 25-yard carry by RB Melvin Gordon III in the third quarter...**vs. Kansas City (Estadio Azteca, Nov. 18):** Caught eight passes for 71 yards (8.9 avg.) and a TD, his second career score against the Chiefs...Eclipsed 6,000 career receiving yards, becoming the seventh Charger in history to do so...On his receiving score, lined up in the close slot, turning to catch the pass on a curl-route at the one-yard line before turning outside to break the plane...**at Denver (Dec. 1):** Recorded six receptions for 68 yards (11.3 avg.), including a 36-yard TD...Moved past Lance Alworth (493) for No. 5 in team annals for receptions...Had a crossing-route from the right of the formation, catching the pass wide open and leaping over S Will Parks at the goal line for the 36-yard score... **at Jacksonville (Dec. 8):** Became the fifth Charger in history to reach 500 receptions with the team and moved to No. 6 on the team's all-time receiving yards list past Wes Chandler... Caught five passes for 83 yards (16.6 avg.)...Had a key block on LB Donald Payne on Ekeler's 84-yard TD catch-and-run...Blocked S Jarrod Wilson to help Ekeler register a 35-yard carry in the first half...**vs. Minnesota (Dec. 15):** Eclipsed 1,000 yards on the season, tying for the second-longest streak in team history by extending his to three-straight years...Posted nine receptions for 99 yards (11.0 avg.)...Reached 90 catches on the year, recording the fifth 90-catch season in Chargers history...Ran a corner-route to the right in the second quarter, muscling through the coverage of CB Mackensie Alexander for a 19-yard reception on third-and-seven...**vs. Oakland (Dec. 22):** Posted five receptions for 71 yards (14.2 avg.), bringing his season total to 95 catches, good for the fourth-best single-season output in team annals...Joined Austin Ekeler as the second-ever set of Chargers teammates to

each have 80-plus catches in the same season... Along with Ekeler and Mike Williams, became the first trio of NFL teammates to have 900-plus receiving yards in the same year since the Patriots accomplished the feat in 2014...**at Kansas City (Dec. 29):** With nine catches for 82 yards (9.1 avg.) and a TD, broke his own team record (previously 102) for single-season receptions, finishing the year with 104 catches... The TD catch tied him with Malcom Floyd for No. 10 in team annals...With Austin Ekeler, was part of the first duo of Chargers teammates to each have 90-plus catches in the same season... Became part of the first Chargers teammates since 2009 to each have 1,000-plus receiving yards in the same year, doing so with Mike Williams...Ran a deep out-route from the left slot in the first quarter on third-and-10 to beat the coverage of CB Kendall Fuller and get both feet in for a 12-yard TD...Later in the opening quarter, ran a quick out-route on third-and-four, causing Fuller to fall due to his cut, moving the chains with a 10-yard gain on his 100th reception of the season...**vs. NFC (2020 Pro Bowl, Jan. 26):** Started at WR for the third-straight year for the AFC...Finished with four catches for 50 yards (12.5 avg.)...In the first quarter, had a 24-yard catch-and-run on second-and-six on the second offensive play of the game for the AFC...Later in the drive, ran a comeback-route on the left sideline on third-and-six for an 11-yard gain, beating the coverage of CB Dariusz Slay.

2018: Selected to his second Pro Bowl... Appeared in 16 games with 14 starts at WR, posting 97 catches for 1,196 yards (12.3 avg.) and six TDs...Became the first Charger to post back-to-back 1,000-yard receiving seasons since WR Vincent Jackson in 2008-09...Set a team record with a 65-game multi-catch streak...Registered three 100-yard contests to reach 21 for his career, moving into a tie with TE Antonio Gates for the fifth-most in Chargers history...Brought his career receiving yardage total to 5,206, moving past Jackson (4,754) and WR Tony Martin (4,184) for No. 9 in career receiving yards in team history...Moved to sixth in Chargers history in career receptions with 420, passing WR Gary Garrison (404) RB Ronnie Harmon (377), WR Anthony Miller (374) and Wes Chandler (373)...Increased his career total to 28 TD catches, passing WR Don Norton for 12th in team annals...With 14 receptions for 148 yards (10.6 avg.) and a TD against Pittsburgh, recorded his fourth game since the start of 2017 with 10-plus catches, 100-plus receiving yards and a TD, tying for the most over that span...Set a career-long streak with five-straight games with a TD catch...Caught a two-point conversion... Added nine carries for 75 yards (8.3 avg.)... Appeared in both playoff games with a start at WR, recording six receptions for 112 yards (18.7 avg.) and a TD...Added a two-point conversion in the AFC Divisional...**Awards:** Pro Bowl Selection (Second)...Pro Football Focus Second-Team All-Pro (WR)...**vs. Kansas City (Sept. 9):** Started at WR, finishing with 108 receiving yards and a TD on eight catches (13.5 avg.)...It marked the 19th 100-yard game of his career, moving into a tie with Anthony Miller for the seventh-

most 100-yard performances in team annals... The performance was his second career 100-yard game in Week 1 (166 yards on Sept. 13, 2015 vs. Detroit)...The eight catches gave him 53-straight games with multiple catches, breaking a tie with Hall of Fame TE Kellen Winslow for the longest multi-catch streak in team history...Motioned from right-to-left on third-and-two in the fourth quarter before shaking off CB Orlando Scandrick with a double-move at the line of scrimmage to catch the arching pass from QB Philip Rivers in the front, right corner of the end zone for a 20-yard TD...In the first quarter, provided downfield blocking with TE Virgil Green to spring WR Travis Benjamin free for a 19-yard rush...**at Buffalo (Sept. 16):** Opened the game at WR...Registered 67 receiving yards on six catches (11.2 avg.), increasing his career total to 4,185 to pass Tony Martin (4,184) for No. 10 in team history... Recovered an onside kick attempt at the end of the game and returned it 25 yards...**at Los Angeles Rams (Sept. 23):** Posted three catches for 44 yards (14.7 avg.), starting at WR...Hauled in a pass for 25 yards on third-and-17 in the first quarter down the left sideline with CB Sam Shields and S Lamarus Joyner in coverage... Made a block on a first quarter run by RB Melvin Gordon III that went for 20 yards...Provided downfield blocking in the fourth quarter for WR Tyrell Williams to run for 14 yards on the first carry of his career...**vs. San Francisco (Sept. 30):** Hauled in seven passes for 63 yards (9.0 avg.), starting at WR...In the first quarter, ran a deep out-route with CB Ahkello Witherspoon in coverage, hauling in the pass from Philip Rivers for an 18-yard gain...Provided a key block in the fourth quarter for Melvin Gordon to run off tackle to the left for a 34-yard gain to the San Francisco four-yard line...**vs. Oakland (Oct. 7):** Started at WR, tying a season-high with eight receptions for 90 yards (11.3 avg.)...Blocked S Marcus Gilchrist downfield on RB Austin Ekeler's 44-yard TD catch-and-run...Recovered an onside kick by the Raiders in the fourth quarter...**at Cleveland (Oct. 14):** Appeared in the 60th game of his career, opening the game at WR... Recorded four catches for 62 yards (15.5 avg.)... Set single-game career highs in carries (four) and rushing yards (41) for a 10.3 yards-per-carry average...Provided a key block on Melvin Gordon's third rushing TD of the game...**vs. Tennessee (Wembley Stadium, Oct. 21):** Hauled in five catches for 72 yards (14.4 avg.) after starting at WR...Over a three-play span in the first quarter, corralled a pair of passes for 41 yards to sustain the team's second scoring drive...In the fourth quarter, moved the chains on third-and-four with a diving seven-yard catch despite tight coverage of CB Logan Ryan that was upheld after a Tennessee challenge... Recovered an onside kick on his lone special teams play...**at Seattle (Nov. 4):** Started as the lone WR for the Bolts, finishing with 124 receiving yards on six catches (20.7 avg.), including a career-long 54-yard grab...Ran a deep route on the play, pulling a double-move to get separation from CB Shaquil Griffin before juking past S Tedric Thompson after hauling in the pass...The 124 yards were good for his 20th

career 100-yard receiving game to tie with Wes Chandler for the sixth-most in Chargers history... Added two carries for 28 yards (14.0 avg.)... On the team's first offensive play, took a jet-sweep to the right for a career-long gain of 28 yards behind a key block from TE Sean Culkin on the edge... Provided a block on CB Tre Flowers on a 16-yard rush by Austin Ekeler... **at Oakland (Nov. 11):** Opened the game as the team's lone starting WR... Hauled in his second TD catch of the season and 57 yards on six receptions (9.5 avg.)... His six catches brought him to eighth in team history with 376 to pass Anthony Miller (374) and Wes Chandler (373)... On the TD catch, ran a corner-route and dragged his feet in the front right corner of the end zone with CB Daryl Worley in coverage for an 11-yard score... Provided a downfield block on DE Jacques Smith to help Melvin Gordon score on his career-long 66-yard TD catch-and-run... **vs. Denver (Nov. 18):** Registered nine receptions for 89 yards (9.9 avg.) and a TD, pushing him up the Chargers record books to seventh in career receptions (passing Ronnie Harmon) and receiving yards (passing Vincent Jackson)... On the team's opening drive, beat CB Chris Harris Jr., on a post-route for a 27-yard gain on third-and-six... Beat Harris again on a shallow crossing route before sneaking to the back of the end zone on a four-yard TD from Philip Rivers late in the first half... Provided a downfield block on Harris to help Austin Ekeler gain 17 yards on a reverse run... Started at WR... **vs. Arizona (Nov. 25):** Hauled in seven passes for 72 yards (10.3 avg.) and a TD, with the score giving Philip Rivers 25-straight completions to tie an NFL record... Corralled the record-setting four-yard TD by keeping both feet in-bounds along the right sideline with S Tre Boston in tight coverage... Set up a TD pass to WR Mike Williams at the end of the first half by running a corner-route to beat Boston to the left for a 20-yard gain on third-and-two, getting both feet down before going out of bounds with 13 seconds left... Blocked CB Leonard Johnson to help spring RB Justin Jackson free for a 19-yard rush in the third quarter... **at Pittsburgh (Dec. 2):** Started at WR... Registered 14 catches for 148 yards (10.6 avg.) and a TD, tying the second-most single-game catches for his career (Oct. 18, 2015 at Green Bay)... Recorded his 21st career 100-yard performance, tying Antonio Gates for the fifth-most in team annals... Combined with three performances last season, posted his fourth game with 10-plus catches, 100-plus receiving yards and a TD since the start of 2017, tying for the most over that span... Moved up team record books into sole possession of sixth in career catches past Gary Garrison (404) and tied Don Norton for 12th in TD receptions (27)... Showed immense concentration on his TD catch, corralling a ball that was batted in the air by Pittsburgh defenders for a 10-yard score... On his first reception, ran a slant-route out of the slot to beat LB L.J. Fort for an 18-yard catch-and-run... In the third quarter, caught a pass in the left flat on third-and-two, moving the chains after breaking a tackle attempt by S Sean Davis for a

21-yard gain... **vs. Cincinnati (Dec. 9):** Started at WR... Posted 78 receiving yards and a TD on five catches (15.6 avg.), marking his fifth-straight game with a TD catch to extend a career-long streak... On the score, beat the coverage of CB Darqueze Dennard on a sluggo-route to haul in the 14-yard TD... Eclipsed 1,000 yards on the season, becoming the first Charger since Vincent Jackson (2008-09) to do so in back-to-back campaigns... The TD catch was the 28th of his career and broke a tie with Don Norton for sole possession of No. 12 in Chargers history... **at Kansas City (Dec. 13):** Opened the game at WR and saw time on 17 offensive snaps before departing with a hip injury... Blocked S Ron Parker for RB Justin Jackson to post a nine-yard carry in the first quarter... Saw his team-record streak of 65 games with multiple receptions come to an end... **vs. Baltimore (Dec. 22):** Came off the bench to record five catches for 58 yards (11.6 avg.)... **at Denver (Dec. 30):** Started at WR, catching four passes for 64 yards (16.0 avg.)... Ran a deep crossing-route from the left side of the formation to bring in a 21-yard gain to the Denver one-yard line in the third quarter despite defensive holding by CB Bradley Roby... **at Baltimore (AFC Wild Card, Jan. 6):** Started at WR, finishing with four receptions for 37 yards (9.3 avg.)... Elevated along the left sideline in the second quarter to haul in a 17-yard pass on third-and-six despite tight coverage by CB Jimmy Smith... **at New England (AFC Divisional, Jan. 13):** Posted two catches for 75 yards (37.5 avg.), including a 43-yard TD reception in the first quarter... On the score, ran a post-route down the right sideline, getting behind CB Stephon Gilmore by faking a post-pattern midway along his route... Hauled in his second reception in the fourth quarter between two defenders on third-and-four, controlling the perfectly placed pass for a 32-yard gain to the one-yard line... Caught a successful two-point conversion in the fourth quarter... **vs. NFC (2019 Pro Bowl, Jan. 27):** Started at WR, the second-straight season to start for the AFC... Part of the first trio (DE Melvin Ingram III and S Derwin James) of Chargers to participate and start in the Pro Bowl since 2007... Led all players with 95 receiving yards on four catches (23.8 avg.), including a 50-yard reception from QB Patrick Mahomes... On the play, ran a deep post-route from the right side of the formation to catch the pass behind LB Leighton Vander Esch and advance the ball to the NFC 24-yard line... Late in the half, ran a curl-route down the left sideline and broke tackles of CB Kyle Fuller and S Harrison Smith for a 22-yard gain... Posted a solo tackle on defense.

2017: Selected to his first Pro Bowl... Named Comeback Player of the Year by *The Associated Press*, the *Professional Football Writers of America* and *Sporting News*... Started 15 of 16 games, setting career highs with 102 receptions and 1,393 receiving yards (13.7 avg.)... Posted six TD catches on the year... Added an INT at the end of the first half at the Jets, becoming the first player in NFL history to record 90-plus catches and an INT in the same season... Also

became the third player in league annals to have 1,000-plus receiving yards and an INT in the same season, joining Hall of Fame WRs Don Hutson (1942) and Randy Moss (2009)...The 102 catches were the most in team annals in a single season, and the 1,393 receiving yards ranked second in a single season in Chargers history... Ranked in the top five in the NFL in receiving yards (third) and receptions (fourth)...Posted seven 100-yard games, including four straight from Weeks 11-14 and five out of the last seven games...Over the last seven weeks of the season, led the league with 62 catches and 845 receiving yards while tying for third with five TD catches... Became the first player in NFL history to post three-consecutive games with 10-plus receptions, 100-plus receiving yards and at least one TD catch when he did so in Weeks 11-13...His seven 100-yard performances brought his career total in the regular season to 18, good for eighth in Chargers history...Moved into sole possession of 10th in team history in career receptions with 323, passing WR Malcom Floyd (321)... Registered the 22nd TD catch of his career, good for 13th in team history...Led the league with 36 third down receptions (most in a single season in Chargers history since the stat began being tracked in 1991), including a league-high 30 that converted for a first down (most in a single season in Chargers history and tied for fourth in a single season in NFL history since the stat started being tracked in 1994)...Led the league with 34.5 receiving yards-per-game on third down...Added two carries for nine yards (4.5 avg.)...**Awards:** Pro Bowl Selection (First)... *The Associated Press* Comeback Player of the Year...*Professional Football Writers of America* Comeback Player of the Year...*Sporting News* Comeback Player of the Year...Pro Football Focus Second-Team All-Pro (WR)...Pro Football Journal Second-Team All-Pro (WR)...PFJ Second-Team All-AFC (WR)...ProFootballTalk Comeback Player of the Year...**at Denver (Sept. 11):** Returned from a knee injury that kept him out of 15 games in 2016 to start at WR...Hauled in five passes for 35 yards (7.0 avg.) and a TD, the 17th of his career...Caught the five-yard TD in the middle of the end zone with just over eight minutes to play...**vs. Miami (Sept. 17):** Started at WR and posted 100 yards on a team-high nine receptions (11.1 avg.), his first 100-yard game of the season and the 12th of his career...**vs. Kansas City (Sept. 24):** Started 40th game of his career at WR and appeared in 61 plays on offense, posting 61 yards on five catches (12.2 avg.)...**vs. Philadelphia (Oct. 1):** Started at WR, registering his second 100-yard game of the season... Totaled 138 yards on five receptions (27.6 avg.), including a 50-yard catch midway through the fourth quarter...At the time, it was the third-most receiving yards in a single game in his career and the first time he registered more than 115 yards on fewer than eight receptions...It was the 13th 100-yard performance of his career and the first to come on less than six receptions...It marked the fifth game of his career with 130-plus yards... Made the 50-yard grab on third down on a deep dig-route, hauling in a 15-yard pass and adding 35 yards after the catch to put the Chargers on

the Philadelphia 11-yard line...**at New York Giants (Oct. 8):** Started at WR, hauling in a team-high 67 receiving yards on four receptions (16.8 avg.)...Surpassed 3,000 career receiving yards, becoming the 16th Charger to reach that threshold...Marked the 22nd game of his career with 60-plus receiving yards...**at Oakland (Oct. 15):** Registered 45 yards on five receptions (9.0 avg.) after starting at WR...Hauled in his 14th and 15th third down catches to move the chains on the season, with both coming on the team's first scoring drive...On the first conversion, separated himself from zone coverage on a dig-route for a 28-yard catch-and-run...Tallied a 12-yard catch on third-and-nine for the second conversion... Provided downfield blocks on two 10-plus yard runs by RB Melvin Gordon...**vs. Denver (Oct. 22):** Saw action in the 45th game of his career, starting at WR...Totaled three receptions for 41 yards (13.7 avg.)...On third-and-seven in the second quarter, ran a corner-route to beat the coverage of CB Bradley Roby for a 19-yard gain to the Denver one-yard line, setting up a TD pass from QB Philip Rivers to RB Austin Ekeler on the following play...**at New England (Oct. 29):** Started the 45th game of his career at WR, playing 52 offensive snaps...Posted four catches for 61 yards (15.3 avg.), bringing his career total to 261 receptions to pass TE Freddie Jones (260) for sole possession of 13th in team history...Hauled in a 16-yard catch on the first play from scrimmage on a deep out-route...In the third quarter, caught an 18-yard pass along the left sideline on third-and-three to convert for a first down, his 17th reception to move the sticks on third down of the year...**at Jacksonville (Nov. 12):** Opened the game at WR...Finished with four catches for 48 yards (12.0 avg.)... Hauled in a 17-yard third down conversion in the second quarter on a dig-route...It marked his 21st catch on third down of the season and 18th that moved the chains...In the fourth quarter, registered the first carry of his career on an end-around for a five-yard gain...**vs. Buffalo (Nov. 19):** Started at WR, finishing with 12 catches for 159 yards (13.3 avg.) and two TDs to mark his 14th career 100-yard game and third of the season...The two scores tied a career high...Early in second quarter, caught a back-shoulder fade from Philip Rivers along right sideline in end zone for a 21-yard TD, sealing off CB Leonard Johnson to make the catch...At the time, his 159 yards were his second-most receiving yards in a single game while his 12 catches were the third-most of his career...In the second quarter, passed WR Vincent Jackson (273) for No. 12 on the team's career receptions list, finishing the game with 277 for his career...Later in the second quarter, hauled in a quick pass in the left flat before diving forward for a two-yard score...Late in second quarter, ran a post-route from the left side of the formation for a 29-yard gain into the red zone en route to a rushing TD by Melvin Gordon...Hauled in three receptions on third down, converting all for a first down...The three third down receptions gave him 90 for his career, passing Malcom Floyd for fifth-most in Chargers history since it started being tracked in 1991...Made one of his third down catches in the

third quarter on a skinny-post before juking past S Jordan Poyer for a 15-yard gain...Added the second rushing attempt of his career, netting a three-yard gain...**at Dallas (Nov. 23):** Registered his second 100-yard receiving game in as many weeks and fourth of the season, notching the first back-to-back 100-yard performances of his career since Weeks 12 and 13 of the 2014 season...It also marked the first back-to-back performances with 10-plus receptions of his career...Finished with a career-high 172 receiving yards and a TD on 11 catches (15.6 avg.)...It marked the 15th 100-yard game of his career...Increased his career receiving yards to 3,544, passing WR John Jefferson (3,431) and WR Don Norton (3,486) for 14th in career receiving yards in team history...Registered the 20th TD catch of his career, tying TE Jacque MacKinnon for 15th in team history...On the score, ran an out-route in the fourth quarter, shaking off tackles by S Jeff Heath and CB Orlando Scandrick before turning upfield and juking by S Xavier Woods and CB Anthony Brown for a 42-yard TD...Made big plays throughout the day, breaking a tackle attempt by LB Anthony Hitchens on a dig-route for 14 yards...In the first quarter, came down with a jump-ball on a go-route over CB Jourdan Lewis...Hauled in five catches on third down, converting three for a first down, including an 18-yard gain on a post-route in the fourth quarter when matched up with Brown...Started at WR...**vs. Cleveland (Dec. 3):** Appeared in the 50th game of his career, starting at WR...With 10 catches for 105 yards (10.5 avg.) and a TD, became the first player in NFL history to record three-consecutive games with 10-plus receptions, 100-plus receiving yards and at least one TD catch...It marked the first three-game stretch of his career with 10-plus catches or 100-plus receiving yards...It was his fifth 100-yard performance on the season and the 16th in his career...With his first catch, moved into sole possession of 11th in career receptions in franchise annals, breaking a tie with WR Tony Martin (288)...In the third quarter, surpassed 1,000 yards on the season for the second time in his career on a 26-yard gain on fourth down...On the play, lined up split to the right side and ran a sluggo-route before catching a jump ball over CB Jason McCourty despite illegal contact...Three plays later on third-and-goal, ran a seam-route from the slot to haul in a TD catch...The score was his fifth of the season and 21st of his career, which moved him into a tie with TE Will Frazier and TE Dave Kocourek for 13th in team history...The score also marked Philip Rivers' 335th career TD pass, putting him in sole possession of seventh in league annals to break a tie with New York Giants QB Eli Manning...Later in the third quarter, made his 77th catch of the season, tying his single-season career high set in 2014...**vs. Washington (Dec. 10):** Registered his fourth-straight 100-yard receiving game and sixth of the season, finishing with 111 yards on six catches (18.5 avg.)...It marked career game No. 17 with 100-plus receiving yards...The four-consecutive 100-yard performances tied for the second-longest streak in team history...Early in the first quarter, ran an out-route from the left slot for a six-yard

reception, setting a new career high for catches in a season...Later in the opening quarter, hauled in a 21-yard gain down the left sideline on a go-route to advance the ball to the Washington eight-yard line, setting a career high for receiving yards in a season in the process...Posted a career-long 51-yard catch in the third quarter on a flea flicker, beating the defense deep on a go-route down the right sideline before being tripped up at the Washington one-yard line...**at Kansas City (Dec. 16):** Started at WR, marking the 50th start of his career...Played 47 snaps on offense before exiting with a back injury...Totaled 54 receiving yards on five catches (10.8 avg.)...Saw his four-game streak of 100-plus receiving yards come to an end...Moved to 11th in single-season receiving yards in Chargers history, ending the game with 1,197...Finished the game with 88 catches on the year, moving into a tie with Hall of Fame TE Kellen Winslow (1981, '83) for the fifth-most in a single season in team annals...Ran a deep out-route from the left slot in the third quarter for a 16-yard gain on third-and-10 for a first down...**at New York Jets (Dec. 24):** Started at WR, posting five catches for 63 yards (12.6 avg.)...Added an INT on the final play of the first half, becoming the first player in NFL history to record 90-plus catches and an INT in the same season...Also became the third player in league annals to have 1,000-plus receiving yards and an INT in the same season, joining Don Hutson (1942) and Randy Moss (2009)...Brought his season total to 1,260 receiving yards, surpassing WR Wes Chandler (1,999 in 1985), Hall of Fame WR Lance Alworth (1,205 in 1963), Tony Martin (1,224 in 1989), Alworth (1,235 in 1964) and WR Anthony Miller (1,252 in 1989) for the sixth-most single-season receiving yards in Chargers history...The five receptions brought him to 93 for the season, good for No. 2 in a single season in team annals, passing Kellen Winslow (88 in 1981 and '83), Winslow (89 in 1980), TE Antonio Gates (89 in 2005) and Martin (90 in 1995)...**vs. Oakland (Dec. 31):** Registered nine catches for 133 yards (14.8 avg.) and a TD after starting at WR...It marked his seventh 100-yard performance of the season and 18th in his career...Added a TD in the second quarter on a miscellaneous fumble return...On the play, caught a fumble by Melvin Gordon out of the air and advanced the ball 27 yards for the score...Ran a fade-route to the back right corner of the end zone to bring in a six-yard TD catch over CB TJ Carrie at the end of the first half...The score marked his 22nd TD catch of his career, moving him into sole possession of 13th in Chargers history...On the first play of the third quarter, ran a shallow crossing-route with a double-move to get separation from LB NaVorro Bowman before hauling in the pass and juking by S Shalom Luani for a 23-yard gain...His nine catches brought his season total to 102, passing Hall of Fame RB LaDainian Tomlinson (100 in 2003) for the most in a season in Chargers history...It also brought his career catches to 323 to move past Malcolm Floyd (321) for 10th in team annals...The 133 yards increased his season total to 1,393 to rank No. 2 in team history for a single season, passing Kellen Winslow (1,290 in 1980), Lance Alworth

(1,312 in 1968), John Jefferson (1,340 in 1980) and Alworth (1,383 in 1966)...Moved ahead of RB Ronnie Harmon (3,928) and Tomlinson (3,955) with 4,010 career receiving yards for 11th in Chargers history...**vs. NFC (2018 Pro Bowl, Jan. 28):** Started at WR, becoming the first Chargers WR to start a Pro Bowl since Tony Martin did so for the AFC in the 1997 Pro Bowl...Hauled in two passes for 18 yards (9.0 avg.), including a 12-yard grab in the first quarter to keep a scoring drive alive on third-and-seven.

2016: Returned from a kidney injury that kept him out the final eight games of 2015 to post 63 receiving yards on six catches (10.5 avg.) in the first half of the season opener before suffering a season-ending knee injury...Placed on injured reserve on Sept. 12...**Awards:** Ed Block Courage Award...**vs. Kansas City (Sept. 11):** Started at WR and hauled in six passes for 63 yards (10.5 avg.) in the first half before suffering a season-ending knee injury.

2015: Hauled in 67 passes for 725 yards (10.8 avg.) and four TDs in eight starts, playing only in the first eight contests before suffering a season-ending kidney injury...His 67 receptions tied for the third-most in NFL history midway through a season...Became the first player in NFL history with 12-plus catches in three of a team's first six games in a season (Week 1 vs. Detroit, Week 3 at Minnesota and Week 6 at Green Bay)...Tied Hall of Fame TE Kellen Winslow's (Oct. 7, 1984) team-record 15 catches against Detroit in the season opener...Placed on injured reserve on Nov. 3...**Awards:** Chargers Offensive Player of the Year...**vs. Detroit (Sept. 13):** Posted 15 catches for a then-career-high 166 yards (11.1 avg.), the most by any player on NFL Kickoff Weekend since the 1970 NFL-AFL merger...His 15 receptions tied Kellen Winslow (Oct. 7, 1984) for the most single-game catches in team annals and the 11th-most in league history...Helped the team overcome an 18-point deficit to win...Hauled in a 15-yard catch on third-and-10 early in the fourth quarter to keep the go-ahead TD drive alive...Later on the same drive, corralled a 20-yard pass on third-and-19 to get to the Detroit 22-yard line...**at Minnesota (Sept. 27):** Tied a career high with two TDs while posting 133 yards on 12 catches (11.1 avg.)...**vs. Cleveland (Oct. 4):** With four catches for 72 yards (18.0 avg.) and a TD, brought his season receptions total to 33, tying TE Antonio Gates (2007) for the most through the first four games of a season in team history...**at Green Bay (Oct. 18):** Caught 14 passes on 15 targets for 157 yards (11.2 avg.), including six receptions in the first quarter and 11 in the first half...Suffered a hip injury in the second half and did not return...**at Baltimore (Nov. 1):** Caught five passes for 35 yards (7.0 avg.) and a TD...Suffered a season-ending kidney injury on the 13-yard TD catch...Hauled in catches on the TD drive to convert third-and-three and third-and-five situations.

2014: Started in all 14 games that he played in, setting a then-career-high with 77 catches that went for 783 yards (10.2 avg.) and four TDs...**vs. Jacksonville (Sept. 28):** Hauled in 10 passes for a season-high 135 yards (13.5 avg.)...**at Oakland (Oct. 12):** Set up the game-winning drive with a career-long 29-yard punt return as the Chargers punched it in for a TD six plays later...**at Denver (Oct. 23):** Led the team with nine catches for 73 yards (8.1 avg.) and his first TD of the season...**vs. St. Louis (Nov. 23):** Hauled in the game-winning TD and a team-high 104 yards on six catches (17.3 avg.)...**at Baltimore (Nov. 30):** Registered a team-high 11 receptions for 121 yards (11.0 avg.) and a season-high two TDs in a one-point victory...Targeted a season-high 15 times...His second TD was a 23-yard score late in the fourth quarter to bring the Chargers within three points...On the game-winning series, hauled in three catches for 33 yards...**vs. Denver (Dec. 14):** Suffered an ankle injury in the second quarter...Returned to action in the third quarter, but left shortly after and did not return...Also suffered a shoulder injury...Finished with 18 yards on three catches (6.0 avg.)...**at San Francisco (Dec. 20):** Inactive (ankle, shoulder).

2013: Named Offensive Rookie of the Year by the *Professional Football Writers of America*...Earned *PFWA* All-Rookie (WR) honors...Recognized as Rookie of the Year by *Sporting News*...Named Pepsi Next Rookie of the Year in a fan vote...Voted by fans as the Pepsi Next Rookie of the Week for his efforts in a Week 6 win against the Colts: Nine catches for 107 yards (11.9 avg.) and a TD...Recognized by fans a second time as the Pepsi Next Rookie of the Week for posting a season-high 124 yards on nine catches (13.8 avg.) in a three-point victory over Kansas City in Week 12...Voted by fans to his third Pepsi Next Rookie of the Week during a Week 15 win over Denver: Registered a pair of TD catches, one that went for 19 yards and one that went for 10 yards...Capped off the regular season in a Week 17 overtime victory against the Chiefs by receiving his fourth Pepsi Next Rookie of the Week award in a vote by fans, posting 89 yards on five catches (17.8 avg.)...Appeared in 15 games with 14 starts...Posted 71 catches for 1,046 yards (14.7 avg.) and eight TDs...Registered five 100-yard performances, setting a team rookie record...His 71 catches were the most by a rookie in Chargers history, passing Hall of Fame RB LaDainian Tomlinson's 59 in 2001...Became just the fifth rookie since 2000 to post a 1,000-yard season...Late in the season, posted five TD catches in three games, tying the most by a Chargers WR in a three-game stretch since 1996...Twice posted back-to-back 100-yard performances, a feat that hadn't been accomplished by a Chargers rookie since WR Don Norton did so in 1960...Started both playoff contests, registering eight catches for 163 yards (20.4 avg.) and two TDs...Entered the postseason record books with a 142-yard, two-TD performance in the AFC Divisional, marking

the first two-TD catch playoff game by a Charger since Hall of Fame TE Kellen Winslow (Jan. 9, 1983) did so in an AFC Wild Card victory over at Pittsburgh...The 142 yards tied Philadelphia TE Keith Jackson (1988) for the second-most by a rookie in a playoff game in league history...

Awards: *Professional Football Writers of America* Offensive Rookie of the Year...*PFWA* All-Rookie (WR)...*Sporting News* Rookie of the Year...Pepsi Next Rookie of the Year...Pepsi Next Rookie of the Week (Weeks 6, 12, 15 and 17)...*Sports Illustrated* Offensive Rookie of the Year...CBSSports.com Offensive Rookie of the Year...**at Philadelphia (Sept. 15):** Appeared in the first NFL game of his career, posting his first two receptions for 34 yards (17.0 avg.)...Both catches moved the chains on scoring drives, with the first going for 18 yards on third-and-11 and the second good for 16 on third-and-seven...**at Tennessee (Sept. 22):** Started the first game of his career at WR...**Dallas (Sept. 29):** Posted five catches for 80 yards (16.0 avg.) after opening at WR...Sustained the first scoring drive of the game with a 31-yard reception on third-and-eight...**at Oakland (Oct. 6):** Started at WR, hauling in the first TD of his career and registered his first 100-yard game (155 yards and a TD on six catches)...**vs. Indianapolis (Oct. 14):** Voted by fans as the Pepsi Next Rookie of the Week...Set a season-high with nine catches for 107 yards (11.9 avg.) and the second TD catch of his career...The 107 yards marked his second-straight 100-yard performance, becoming just the second Chargers rookie with back-to-back 100-yard receiving games, joining Don Norton (1960)...**at Washington (Nov. 3):** Started at WR, posting a season-high 128 yards and a TD on eight catches (16.0 avg.)...The game marked his third 100-yard performance of the season...Contributed on game-tying field goal drive that sent the game to overtime by hauling in a 22-yard pass on fourth-and-two...**at Kansas City (Nov. 24):** Named Pepsi Next Rookie of the Week for the second time following a fan vote...Started at WR and led all players with nine receptions for 124 yards (13.8 avg.) with eight catches and 104 yards coming in the first half...Set a team rookie record with his fourth 100-yard game of the season...**vs. Cincinnati (Dec. 1):** Posted his fifth 100-yard game of the season and his second in as many weeks, marking two back-to-back 100-yard performances during the season...Finished with game highs in catches (eight) and receiving yards (106) for a 13.3 yards-per-catch average...**vs. New York Giants (Dec. 8):** With 59 yards and two TDs on three catches (19.7 avg.), registered the first multi-TD game of his career...Both TD catches (43 and four yards, respectively) came on third down plays helping

the team jump to a 24-point lead...Brought his season total to 61 receptions, passing LaDainian Tomlinson (59 in 2001) for the most by a rookie in Chargers history...**at Denver (Dec. 12):** Voted by fans as the Pepsi Next Rookie of the Week for the third time...Started at WR and posted TD catches of 19 and 10 yards on third down in the second quarter...**vs. Oakland (Dec. 22):** Hauled in three passes for 26 yards (8.7 avg.) and a TD after opening the game at WR...The four-yard TD catch in the third quarter broke a 10-10 tie and proved to be the game-winning score in the 26-13 victory...It marked his fifth TD catch in three games, tying the most by a Chargers WR in a three-game stretch since 1996...**vs. Kansas City (Dec. 29):** Capped off the regular season by winning the fan vote for his fourth Pepsi Next Rookie of the Week...Led the team with 89 yards on five catches (17.8 avg.)...Brought his season total to 1,046 receiving yards, good for No. 1 on the team and setting a Chargers rookie record...Eclipsed the 1,000-yard mark on a 38-yard catch to set up the game-tying field goal late in the fourth quarter...**at Cincinnati (AFC Wild Card, Jan. 5):** Started at WR in the first postseason game of his career...Registered two catches for 21 yards (10.5 avg.) with both receptions extending scoring drives on third down...**at Denver (AFC Divisional, Jan. 12):** Tied a team postseason record with two TDs and posted the second-most receiving yards in Chargers playoff history (142) on six catches (23.7 avg.)...The TD catches each went for 16 yards in the fourth quarter...Set up his second score with a 49-yard catch-and-run on fourth-and-five...It marked the first two-TD catch playoff game by a Charger since Kellen Winslow (Jan. 9, 1983) did so in an AFC Wild Card victory at Pittsburgh...The 142 yards tied Keith Jackson (1988) for the second-most by a rookie in a playoff game in league history.

COLLEGE: Played three seasons (2010-12) at California, hauling in a school-record 205 passes for 2,570 yards (12.5 avg.) and 17 TDs...Added 30 carries for 230 yards (7.7 avg.) and two TDs...Returned 21 punts for 252 yards (12.0 avg.), including one that went for a TD...Honorable mention All-Pacific-12 as a junior...Earned third-team All-America, first-team All-Pac-12 and Bear Backers MVP honors as a sophomore in 2011...Recognized as second-team All-Pacific-10 as a freshman...Named Pac-10 Special Teams Player of the Week vs. Arizona State as a freshman...Received the College Football Performer of the Week four times in his career, including three as a WR and one as a punt returner.

PERSONAL: Given name Keenan Alexander Allen...Nickname is 'Slayer'...Born in Greensboro, N.C. ...Has three daughters — Kamari, Kaliyah and Ka'Oir — and a son, Kado...Half-brother, Zach Maynard, threw passes to him in college at California...Maynard transferred to Cal from the University of Buffalo, and the pair combined for the longest pass play in school annals, a 90-yard score in 2011 against the Washington Huskies...Close friends with Detroit WR Marvin Jones, who hosted him on a recruiting trip to California before becoming college teammates... Taught himself to play the piano using YouTube videos and has considered a career in the music industry...Taught himself how to golf when recovering from a torn ACL in the 2016 season opener...Was featured in a public service announcement, 'Dance Like a Dad,' through the U.S. Department of Health and Human Services to inspire and support fathers to play an active role in the lives of their children...Co-hosted a two-day football camp at Ramstein Air Base in Ramstein, Germany, spending time with Active

Duty Troops...Hosted a youth football camp at his alma mater, North Guilford High...Sponsors a 15-and-under AAU basketball team with the nickname 'Slayers,' like his own moniker... In 2016, teamed up with the Boys & Girls Club to introduce the program 'Catches for Kids,' where supporters can pledge donations for each catch made in-season...Participates in Community Corner, where he purchases season tickets and donates them to local youth and nonprofit organizations...Majority stakeholder of Zen Enterprises...Earned a degree in African-American studies from California...**High School:** Graduated from North Guilford High in Greensboro, N.C., after spending his first two prep seasons across town at Grimsley High... Earned All-America honors from *USA Today* as a senior and led the school to a 3A Mid-State Conference Title...Recognized as an All-State selection as a junior...Played alongside Maynard his freshman and sophomore years...Lettered four years in football and two in track & field.

KEENAN ALLEN NFL STATISTICS

Year	Team	GP	GS	— Receiving —				Att	— Rushing —				Scrimmage	
				No.	Yds	Avg.	Lg		TD	Yds	Avg.	Lg	TD	Yards
2013	San Diego	15	14	71	1,046	14.7	43t	8	0	0	—	—	0	1,046
2014	San Diego	14	14	77	783	10.2	35	4	0	0	—	—	0	783
2015	San Diego	8	8	67	725	10.8	38	4	0	0	—	—	0	725
2016	San Diego	1	1	6	63	10.5	15	0	0	0	—	—	0	63
2017	Los Angeles Chargers	16	15	102	1,393	13.7	51	6	2	9	4.5	6	0	1,402
2018	Los Angeles Chargers	16	14	97	1,196	12.3	54	6	9	75	8.3	28	0	1,271
2019	Los Angeles Chargers	16	16	104	1,199	11.5	45	6	3	16	5.3	18	0	1,215
2020	Los Angeles Chargers	14	13	100	992	9.9	28	8	1	-1	-1.0	-1	0	991
NFL Totals		100	95	624	7,397	11.9	54	42	15	99	6.6	28	0	7,496

Year	Team	No.	Yds	Avg.	Lg	TD	— Punt Returns —				— All-Purpose —		
							No.	FC	Yds	Avg.	Lg	TD	Yards
2013	San Diego	0	0	—	—	0	15	13	125	8.3	28	0	1,171
2014	San Diego	0	0	—	—	0	11	11	99	9.0	29	0	882
2015	San Diego	0	0	—	—	0	3	4	5	1.7	5	0	730
2016	San Diego	0	0	—	—	0	0	0	0	—	—	0	63
2017	Los Angeles Chargers	0	0	—	—	0	0	0	0	—	—	0	1,461
2018	Los Angeles Chargers	1	25	25.0	25	0	1	1	0	0.0	0	0	1,277
2019	Los Angeles Chargers	0	0	—	—	0	0	0	0	—	—	0	1,215
2020	Los Angeles Chargers	0	0	—	—	0	0	0	0	—	—	0	1,215
NFL Totals		1	25	25.0	25	0	30	29	229	7.6	29	0	6,799

Year	Team	GP	GS	— Receiving —				Att	— Rushing —				Scrimmage	
				No.	Yds	Avg.	Lg		TD	Yds	Avg.	Lg	TD	Yards
2013	San Diego	2	2	8	163	20.4	49	2	0	0	—	—	0	163
2018	Los Angeles Chargers	2	1	6	112	18.7	43t	1	0	0	—	—	0	112
Postseason Totals		4	3	14	275	19.6	49	3	0	0	—	—	0	275

Year	Team	No.	Yds	Avg.	Lg	TD	— Punt Returns —				— All-Purpose —		
							No.	FC	Yds	Avg.	Lg	TD	Yards
2013	San Diego	0	0	—	—	0	0	2	0	—	—	0	163
2018	Los Angeles Chargers	0	0	—	—	0	0	0	0	—	—	0	112
Postseason Totals		0	0	—	—	0	0	2	0	—	—	0	275

CAREER TRANSACTIONS

- 2013** Selected by San Diego Chargers in the third round (76th overall) of NFL Draft, April 26... Signed rookie contract, May 13.
- 2015** Placed on Reserve/Injured (kidney), Nov. 3.
- 2016** Signed contract extension, June 15...Placed on Reserve/Injured (knee), Sept. 12.
- 2020** Signed contract extension, Sept. 5.



STEPHEN ANDERSON ⚡ 82

TIGHT END | CALIFORNIA

6-0 | 206 lbs | SAN JOSE, CALIF.

FREE AGENT — 2019

EXPERIENCE: 4TH NFL SEASON

3RD YEAR WITH CHARGERS

CAREER HIGHLIGHTS

- ▶ *Appeared in all 16 games last season for the Bolts, starting three contests, including each of the final two.*
- ▶ *Hauled in seven catches over the final two weeks, six of which converted for first downs.*
- ▶ *Recorded the best season of his career in 2017, totaling 25 receptions for 342 yards (13.7 avg.) and a touchdown.*
- ▶ *In a December 2017 matchup with Tennessee, recorded the best game of his career by posting single-game career highs with five receptions for 79 yards (15.8 avg.) and a touchdown.*

2020: Played in all 16 games for the Chargers in 2020, starting three contests, including the final two, as an extra TE...Finished the season with eight receptions for 106 yards (13.3 avg.) with seven receptions for 100 yards occurring in the final two games...Of his seven catches over the final two weeks, six went for first downs... Was active in the run game as a blocking TE, while also being heavily involved on special teams in the coverage units, primarily on punt, kickoff, kickoff return and on the field goal and extra point team...Finished the season with five total special teams tackles...**at Cincinnati (Sept. 13):** Logged 11 snaps on offense, while contributing on special teams...**vs. Kansas City (Sept. 20):** Logged four offensive snaps, while being involved on nearly half of the overall special teams plays...Recorded first special teams tackle of the season, partnering with CB Michael Davis to corral Chiefs returner Mecole Hardman on a fourth quarter kickoff...**vs. Carolina (Sept. 27):** Saw action on both offense and special teams...**at Tampa Bay (Oct. 4):** Present on three offensive plays as an extra tight end, with a then-season-best 20 special team snaps...**at New Orleans (Oct. 12):** Saw action on 20 special teams snaps on *Monday Night Football*, matching his season-best mark...**vs. Jacksonville (Oct. 25):** Led the Chargers with 29 special teams snaps, a season-best...Logged first solo special teams tackle, halting Jaguars WR Dede Westbrook inside of his own 25-yard line...**at Denver (Nov. 1):** Logged one offensive snap, being used as a blocking back in a heavy package, while sharing the team-lead with 26

special teams snaps...**vs. Las Vegas (Nov. 8):** Saw action on three offensive snaps, one of which was on WR Tyron Johnson's 50-yard reception, a play in which Anderson motioned into pass protection, picking up a blitzing linebacker and helping form a clean pocket for QB Justin Herbert's delivery...Partnered with DE Isaac Rochell and LS Cole Mazza on punt coverage to corral WR Hunter Renfrow on a second-quarter return...His 22 special teams snaps were the second-most by a Chargers player in the game...**at Miami (Nov. 15):** Logged one offensive snap, assisting the rushing attack, while recording a team-high 21 special teams snaps...**vs. N.Y. Jets (Nov. 22):** Made first start as a member of the Chargers, and his first start overall since 2017... Led the team in special teams appearances for the second straight week...**at Buffalo (Nov. 29):** Tallied his fifth special teams tackle of the season, gaining a solo stop on kickoff coverage to rank third on the team in total special teams tackles through the first 11 games...Saw action on six offensive snaps as an extra blocking tight end, on top of his special teams contributions...**vs. New England (Dec. 6):** Caught a third-down pass in the fourth quarter from Justin Herbert, gaining six yards on the reception and giving the Bolts offense a first down...Continued to be an asset on special teams...**vs. Atlanta (Dec. 13):** Saw action on three offensive snaps, primarily in a blocking role...Continued to contribute on special teams, helping pave the way for S Nasir Adderley's 76-yard kickoff return in the second quarter...**at Las Vegas (Dec. 17):** Appeared on 17 special teams plays, the second-most by any Charger in the team's overtime win over the Raiders on *Thursday Night Football*...**vs. Denver (Dec. 27):** Caught a season-high four passes for 48 yards (12.3 avg.), sharing the team-high individually in receptions on the day...Caught a 14-yard pass from Justin Herbert on the first play from scrimmage, kick-starting an opening possession that ended in a made FG to give L.A. the early lead...**at Kansas City (Jan. 3):** Tallied three grabs for a season-high 53 receiving yards, his highest receiving yardage output since 2017...Took all three receptions for first downs.

2019: Played in a game for the Chargers...Spent the rest of the season on the practice squads for the Chargers and the New England Patriots...**vs. Denver (Oct. 6):** Made his Chargers debut, appearing on five special teams plays.

2018: Spent the regular season on the practice squad for New England before being signed to the active roster for the postseason...Inactive for all three postseason games...**Awards:** Super Bowl LIII Champion...**vs. Los Angeles Chargers (AFC Divisional, Jan. 13):** Inactive (healthy scratch).

2017: Appeared in 15 games for the Houston Texans, starting five at TE...Hauled in 25 receptions for 342 yards (13.7 avg.) and a TD, setting or tying career highs for each...Had a catch in 10-straight games to start the season...**vs. Jacksonville (Sept. 10):** Opened the game at TE for the first start of his career...Finished with a pair of receptions for 14 yards (7.0 avg.)...**vs. Indianapolis (Nov. 5):** Recorded 44 receiving yards on four catches (11.0 avg.)...**at Tennessee (Dec. 3):** Made his third start at TE of the season, registering the best game of his career...Set single-game career highs with five receptions for 79 yards (15.8 avg.) and a TD.

2016: Saw action in 13 regular-season games, catching 11 passes for 93 yards (8.5 avg.) and a TD...Appeared in a pair of postseason games...**vs. Chicago (Sept. 11):** Made his NFL debut, setting season highs with three receptions for 25 yards (8.3 avg.)...**at Jacksonville (Nov. 13):** Hauled in a seven-yard catch for a TD, the first scoring grab of his career...**vs. Oakland (AFC Wild Card, Jan. 7):** Made his NFL postseason debut, appearing on four offensive plays and 30 on special teams...**at New England (AFC Divisional, Jan. 14):** Played four snaps on offense and 21 on special teams.

COLLEGE: Played four seasons (2012-15), redshirting in 2011...Appeared in 37 career games with 25 starts for the Golden Bears...Ended his career with 101 receptions for 1,260 yards (12.5 avg.) and seven TDs...Earned honorable mention All-Pacific-12 as a junior and senior...Named Cal's Ken Cotton Award-winner as the team's most courageous player in each of his final two seasons...Posted his best season as a junior, finishing with 46 catches for 661 yards (14.4 avg.) and five TDs...Registered the best game of his career in 2014, recording 117 yards on nine receptions (13.0 avg.).

PERSONAL: Given name Stephen Todd Anderson Jr. ...Nickname is 'DBOP'...Born in San Jose, Calif. ...Aunt, Shawna, ran track ran at California...Father, Stephen Sr., walked on for a year on the California football team...Uncle, Ira, served in the Army and is currently an Oakland police officer...Grew up with Byron and Cameron Marshall, brothers who both played RB in college and professionally...Played basketball against Denver Nuggets F Aaron Gordon in his youth, having to guard the eventual All-American in games...Played football in his youth against Green Bay WR Davante Adams...Began investing in real estate as rental properties in Texas...Enjoys reading, doing yoga and longboarding in his leisure...Plans on utilizing his degree after his playing career by pursuing work as a physical therapist or doctor...Earned a degree in public health from California...**High School:** Totaled 83 receptions for 1,340 yards (16.2 avg.) and 14 TDs as a senior at Piedmont Hills High in San Jose, Calif. ...Led the team to an 11-2 record en route to a Central Coast Section title...Had three games with double-digit catches and posted a career-high 205 yards on eight catches (25.6 avg.), including a 95-yard TD...Added a pair of TDs on punt returns as a senior...Defensively, had 121 tackles, five passes defended and a forced fumble...Blocked a field goal on special teams...Lettered four years in football, four years in basketball and a year in track & field.

CAREER TRANSACTIONS

- 2016** Signed by Houston Texans as undrafted free agent, May 6.
- 2018** Waived by Texans with an injury designation, Sept. 1...Signed by New England Patriots to practice squad, Sept. 6.
- 2019** Signed to active roster, Jan. 8...Waived by Patriots, Aug. 31...Signed by Patriots to practice squad, Sept. 1...Released by Patriots from practice squad, Sept. 9...Signed by Los Angeles Chargers to practice squad, Sept. 11...Signed to active roster, Oct. 1...Waived by Chargers, Oct. 12...Signed by Chargers to practice squad, Oct. 15...Re-signed by Chargers to Reserve/Future contract, Dec. 31.
- 2021** Re-signed by Chargers as unrestricted free agent, March 22.

STEPHEN ANDERSON NFL STATISTICS

Year	Team	GP	GS	No.	— Receiving —				Att	— Rushing —				Scrimmage Yards
					Yds	Avg.	Lg	TD		Yds	Avg.	Lg	TD	
2016	Houston	13	0	11	93	8.5	14	1	0	0	—	—	0	93
2017	Houston	15	5	25	342	13.7	42	1	0	0	—	—	0	342
2019	Los Angeles Chargers	1	0	0	0	—	—	0	0	0	—	—	0	0
2020	Los Angeles Chargers	16	3	8	106	13.3	23	0	0	0	—	—	0	106
NFL Totals		45	8	44	541	12.3	42	2	0	0	—	—	0	541

Year	Team	GP	GS	No.	— Receiving —				Att	— Rushing —				Scrimmage Yards
					Yds	Avg.	Lg	TD		Yds	Avg.	Lg	TD	
2018	Houston	2	0	0	0	—	—	0	0	0	—	—	0	0
Postseason Totals		2	0	0	0	—	—	0	0	0	—	—	0	0



MICHAEL BADGLEY ⚡ 4

KICKER | MIAMI

6-0 | 206 lbs | SUMMIT, N.J.

FREE AGENT — 2018

EXPERIENCE: 4TH NFL SEASON

4TH YEAR WITH CHARGERS

CAREER HIGHLIGHTS

- ▶ Accumulated a career-high 108 total points last season, connecting on 24 field goals and successfully converting 36 extra point attempts.
- ▶ Through the 2020 season, remained a perfect 30-of-30 on field goal tries inside of 40 yards.
- ▶ Named AFC Special Teams Player of the Week in a Week 14 win over Cincinnati in 2018 for a 14-point performance where he made both extra points and all four field goals, including a team-record 59-yarder.
- ▶ Set team records for a kicker through the first 16 games of his career with 122 points and 27 made field goals.
- ▶ Finished his rookie campaign by making 15 field goals on 16 attempts (93.8 pct.) for a single-season franchise record percentage with at least 15 makes.
- ▶ In the AFC Wild Card win at Baltimore, set single-game team postseason records with five field goals and 15 total points.
- ▶ Set Chargers all-time marks for the most points by a kicker through his first seven (62 points), five (43) and four (34) career games.

2020: Handled all field goal and extra point attempts, connecting on 24-of-33 field goal attempts with a long of 53 yards...Accumulated a career-high 108 total points, adding 36 made extra points to his 24 made field goals...Tied a career-high with four made field goals in the Chargers' Week 16 win over the Broncos, the last of which deemed to be his second game-winning field goal of the season...For his career, remains perfect (30-of-30) on field goal attempts inside of 40 yards...Connected on a 43-yard field goal as time expired in Week 14 to log his first game-winning field goal of the season and second of his career, only to also hit the eventual game-winner two weeks later against Denver...**at Cincinnati (Sept. 13):** Commenced the 2020 season by connecting on a season-best three field goals, helping the start the season with a Week 1 victory...**vs. Kansas City (Sept. 20):** Connected on both of his field goal attempts, converting from a long of 41 yards out, while making both extra point tries...**at Tampa Bay (Oct. 4):** Converted a 53-yard field goal try in the second quarter, the second-longest made

HONORS AND AWARDS

2018: AFC Special Teams Player of the Week (Week 14 vs. Cincinnati)

field goal of his career, while also making all four extra point attempts...His 53-yard field goal was the third-year kicker's first made field goal of over 50 yards since he set the franchise record with a 59-yarder in 2018...**vs. Jacksonville (Oct. 25):** Accumulated nine points on two made field goals and three successful extra point attempts, the most points scored since Week 1 at Cincinnati...**at Denver (Nov. 1):** Tallied a season-high 12 points, connection on all three field goal attempts and all three extra point tries...By connecting on attempts from 47 and 33 yards out, remained perfect for his career on field goal tries inside of 40 yards out...Midway through the third quarter, connected on a 52-yard attempt, marking his second successful field goal from greater than 50 yards out on the season...**vs. Las Vegas (Nov. 8):** Finished the day two-of-three on field goal attempts, while seeing success on both extra point tries...Split the up-rights on a 45-yard attempt to close out the first half, marking his longest made field goal at SoFi Stadium in the Chargers' inaugural season at the team's new home...**at Miami (Nov. 15):** Returned to his collegiate home stadium and went a perfect three-for-three on extra point attempts...**vs. N.Y. Jets (Nov. 22):** Was a perfect four-for-four on extra points, while connecting on both of his field goal attempts (44, 23)...With his make from 23 yards out, keeps his streak intact of never missing a field goal try inside of 40 yards in his pro career...**at Buffalo (Nov. 29):** Connected on his lone field goal attempt, cutting Buffalo's lead to seven points early in the fourth quarter with a make from 27 yards out...**vs. Atlanta (Dec. 13):** Split the uprights from 43 yards out as time expired to record his first game-winning field goal of the season...Also connected on his other field goal attempt, a 35-yard try in the second quarter...Successful on both of his extra point attempts, as well...**at Las Vegas (Dec. 17):** Connected on a 22-yard field goal and added three made extra points to Los Angeles' winning effort over the Raiders on *Thursday Night Football*...**vs. Denver (Dec. 27):** Tied a career-best mark with four made field goals, going 4-for-4 on field goal attempts,

adding one made extra point, in a win over the division-rival Raiders the final home game at SoFi Stadium for the 2020 season...Connected from 37 yards out with less than one minute remaining in regulation to give the Chargers a three-point lead down the stretch, as the Bolts defense closed out the game and gave L.A. their third win in-a-row...**at Kansas City (Jan 3):** Did not attempt a field goal in the season finale, but was perfect on all four of his extra point attempts, helping the Chargers defeat the Chiefs and finish the season with four-straight wins.

2019: Played in eight games, making 13-of-16 field goal attempts (81.3 pct.) and all 19 extra points for a total of 58 points...Inactive the first eight games of the season due to injury...Set team marks for kickers through the first 16 games of a career with 122 points and 27 made field goals...**vs. Indianapolis (Sept. 8):** Inactive (groin)...**at Detroit (Sept. 15):** Inactive (right groin)...**vs. Green Bay (Nov. 3):** Made his season debut by nailing four out of five field goals (80.0 pct.) and two extra points to total 14 points...**at Oakland (Nov. 7):** Made three extra points and a 27-yard field goal for a total of six points...**vs. Kansas City (Estadio Azteca, Nov. 18):** Totaled 12 points, making three field goals on four attempts (75.0 pct.)...**at Denver (Dec. 1):** Made both extra points and two field goals, reaching eight points to eclipse 30 on the year...**at Jacksonville (Dec. 8):** Tied a single-game career high with six made extra points while also making his lone field goal attempt on the day...Set a team record by reaching 118 points in his 15th game, the most through the first 16 games of a career by a kicker in Chargers history...**vs. Minnesota (Dec. 15):** Made a field goal and an extra point...The made field goal marked the No. 27 of his career, setting a team mark for the most made field goals through the first 16 games of a career...**vs. Oakland (Dec. 22):** Made a 27-yard field goal and both extra points...**at Kansas City (Dec. 29):** Made all three extra point attempts on the day.

2018: Named AFC Special Teams Player of the Week for his efforts in a Week 14 win over Cincinnati: Totaled 14 points by making both extra points and all four field goal attempts, including a team record-setting 59-yard field goal to end the first half...Appeared in 10 games, making 27 extra point attempts and 15 field goals for a total of 72 points, including a season-long field goal of 59 yards to set a Chargers record...Made 93.8 percent of his field goal attempts (15-of-16), setting a franchise mark for single-season field goal percentage with at least 15 makes...Set a team record for most points by a kicker through seven career games (62), five career games (43) and four career games (34)...Became the first Chargers kicker in history to make eight field goals through the first four games of his career...Set team record for the most points by a kicker without a missed kick over his first three career games (24) and through his first two career games (16)...In the first game of his career, made five PATs to tie Steve DeLine (1988) for the most in a player's first career game in Chargers history...

BEYOND THE BOLT



Badgley began working with The Brooke Healey Foundation in 2019 to build awareness and raise research funds for Diffuse Intrinsic Pontine Glioma. DIPG is an inoperable and aggressive tumor in the middle of the brain stem that only affects children. The New Jersey-based foundation helps families dealing with pediatric cancers and honors Brooke Healey, a five-year-old that had an eight-month battle with DIPG in 2013. Badgley raised awareness for the foundation last year through the NFL's My Cause, My Cleats initiative.

Registered nine touchbacks on 54 kickoffs...Recorded two special teams tackles...Appeared in both of the team's postseason contests, totaling 17 points while making 83.3 percent (five-of-six) field goals and both extra points...In the AFC Wild Card, made five-of-six field goals (83.3 pct.) in the postseason for a total of 15 points, setting all-time team postseason marks in for most made field goals (five) and points (15)...**Awards:** AFC Special Teams Player of the Week (Week 14)...ProFootballTalk Special Teams Rookie of the Year...**at Cleveland (Oct. 14):** Made his NFL debut in place of injured K Caleb Sturgis...Successfully kicked a 44-yard field goal and five extra points...His five made PATs tied for the most in a player's first career game in Chargers history (Steve DeLine, 1988)...**vs. Tennessee (Wembley Stadium, Oct. 21):** Appeared in the second game of his career for Caleb Sturgis...Totaled eight points on two made field goals and two extra points...Set a team record for the most points by a kicker (16) without a missed kick over his first two career games...Added a tackle on special teams...**at Oakland (Nov. 11):** Made both field goal attempts and both extra point tries for a total of eight points...Set a team record for the most points by a kicker (24) without a missed kick over the first three games of his career...**vs. Denver (Nov. 18):** Converted all three field goals and an extra point...Brought his career total to eight made field goals and 34 points, both being the most by a Chargers kicker of the first four games of his career...**vs. Arizona (Nov. 25):** Converted his lone field goal and all six extra point attempts for a total of nine points...Raised his career total to 43 points, setting a team mark for the most by a kicker through five career games...Notched a tackle on special teams...**at Pittsburgh (Dec. 2):** Made both extra point attempts and a game-winning field goal as time expired for the first such kick of his career...**vs. Cincinnati (Dec. 9):** Set a team mark for the longest field goal in franchise history, hitting a 59-yard attempt from the right hash to close out the first half...Finished with 14 points after making all four field goal attempts and both extra points...Increased his career total to 62 points, passing Dennis Patee (58) for the most by a Chargers kicker through seven career games...**at Kansas City (Dec. 13):** Did not attempt a field goal, but made all three extra point attempts for three points...

vs. Baltimore (Dec. 22): Made both kicks on the night (one extra point and one field goal)...**at Denver (Dec. 30):** Made all three extra points on the day...**at Baltimore (AFC Wild Card, Jan. 6):** Made his NFL postseason debut...Set records for the most made field goals (five) and most points scored (15) by a Charger in a postseason game... Made a 53-yard field goal from the right hash in the first quarter, good for the second-longest in team postseason annals...**at New England (AFC Divisional, Jan. 13):** Made both extra points and attempted a pair of onside kicks.

COLLEGE: Played four seasons (2014-17) at Miami, appearing in 49 career games...Posted 403 points on his career...Made 77-of-97 field goals (79.4 pct.), including a career-long 57-yard attempt as a sophomore...Finished his career as Miami's all-time leader in made field goals...Successfully converted 172 extra points

for the Hurricanes...Recorded 92 touchbacks on 190 kickoffs...Earned All-Atlantic Coast Conference honors as a sophomore, junior and senior, including first-team recognition in his final season...Ended his senior year as a Lou Groza Award semifinalist...Posted back-to-back seasons with 115 points or more as a sophomore (115) and junior (116).

PERSONAL: Given name Michael Badgley...Born in Summit, N.J. ...Brother, Peter, played college lacrosse at Providence College...Attended Fork Union Military Academy following high school... Active in team community initiatives...Earned a degree in public relations from Miami...**High School:** Ranked as the No. 1 kicker by 247Sports... Lettered three years in football at Summit (N.J.) Senior High...Also lettered in hockey (four years) and lacrosse (three years).

MICHAEL BADGLEY NFL STATISTICS

Year	Team	GP	-- Field Goals --					-- PAT --				-- Total -- Points
			FG	FGA	Pct.	Lg	Blk	XP	XPA	Pct.	Block	
2018	Los Angeles Chargers	10	15	16	93.8	59	0	27	28	96.4	0	72
2019	Los Angeles Chargers	8	13	16	81.3	49	0	19	19	100.0	0	58
2020	Los Angeles Chargers	16	24	33	72.7	53	1	36	39	92.3	0	108
NFL Totals		34	52	65	80.0	59	1	82	86	95.3	0	238

Year	Team	-- 0-19 Yards --			-- 20-29 Yards --			-- 30-39 Yards --			-- 40-49 Yards --			-- 50+ Yards --		
		FG	FGA	Pct.	FG	FGA	Pct.	FG	FGA	Pct.	FG	FGA	Pct.	FG	FGA	Pct.
2018	Los Angeles Chargers	0	0	0	4	4	100.0	5	5	100.0	5	5	100.0	1	2	50.0
2019	Los Angeles Chargers	0	0	0	5	5	100.0	2	2	100.0	6	8	75.0	0	1	0.0
2020	Los Angeles Chargers	0	0	0	8	8	100.0	6	6	100.0	8	13	61.5	2	6	33.3
NFL Totals		0	0	0	17	7	100.0	13	13	100.0	19	26	73.1	3	9	33.3

POSTSEASON		GP	-- Field Goals --					-- PAT --				-- Total -- Points
Year	Team		FG	FGA	Pct.	Lg	Blk	XP	XPA	Pct.	Block	
2018	Los Angeles Chargers	2	5	6	83.3	53	1	2	2	100.0	0	17
Postseason Totals		2	5	6	83.3	53	1	2	2	100.0	0	17

POSTSEASON		-- 0-19 Yards --			-- 20-29 Yards --			-- 30-39 Yards --			-- 40-49 Yards --			-- 50+ Yards --		
Year	Team	FG	FGA	Pct.	FG	FGA	Pct.	FG	FGA	Pct.	FG	FGA	Pct.	FG	FGA	Pct.
2018	Los Angeles Chargers	0	0	0	1	1	100.0	1	1	100.0	2	3	66.7	1	1	100.0
Postseason Totals		0	0	0	1	1	100.0	1	1	100.0	2	3	66.7	1	1	100.0

CAREER TRANSACTIONS

- 2018** Signed by Indianapolis Colts as undrafted free agent, May 1...Waived by Colts, Sept. 1... Signed by Los Angeles Chargers, Oct. 11... Waived by Chargers, Oct. 30...Signed by Chargers to practice squad, Nov. 1...Signed to active roster, Nov. 5.
- 2021** Re-signed as unrestricted free agent, March 17.



JOEY BOSA 97

OUTSIDE LINEBACKER | OHIO STATE

6-5 | 280 lbs | FORT LAUDERDALE, FLA.

DRAFT 1 — 2016

EXPERIENCE: 6TH NFL SEASON

6TH YEAR WITH CHARGERS

CAREER HIGHLIGHTS

- ▶ Three-time Pro Bowl selection (2017, '19, '20), earning his second nod in as many seasons and joining Hall of Fame LB Junio Seau (four) and LB Shawne Merriman (three) as the only Chargers defenders to be named an all-star three or more times in their first five career seasons.
- ▶ All-AFC by the Professional Football Writers of America in each of those two seasons while earning All-Pro recognition last year from Sporting News.
- ▶ For the second-straight year, was named All-AFC (DE) by the Professional Football Writers of America and All-Pro (DE) by Sporting News.
- ▶ Opened the 2020 season with a three-game sack streak, the first stretch of the like over his first three games played in a season in his career.
- ▶ Owns 47.5 career sacks, ranking No. 5 all-time on the team's career sacks list (since 1982), surpassing Hall of Fame LB Junior Seau (47.0).
- ▶ As a rookie in 2016, was named Defensive Rookie of the Year by The Associated Press and PFWA and was twice recognized as NFL Defensive Rookie of the Month (October and December).
- ▶ Named AFC Defensive Player of the Week last year for his performance in the Week 8 win at Chicago — 12 tackles (eight solo), two sacks and six tackles for loss.
- ▶ Registered 19 sacks in the first 20 games of his career, topping LB Aldon Smith (18.5) for the most in a player's first 20 career games in NFL history.
- ▶ Set single-season career highs in 2017 in tackles (99), solo stops (61), assisted tackles (38), sacks (12.5) and forced fumbles (four).
- ▶ Moved to No. 8 in Chargers history in career sacks with 40.0, passing DEs Burt Grossman and Chris Mims (38.0 each).

- ▶ Had at least 10 sacks in three of his first four seasons, trailing only DE Dwight Freeney, Hall of Fame LB Derrick Thomas and Hall of Fame DE Reggie White (all did so in each of their first four seasons).
- ▶ In 2017, combined with DE Melvin Ingram to total 23 sacks between them and rank as the No. 2 sack duo in the NFL.
- ▶ In 2019, had three-straight multi-sack games, including back-to-back games with two-plus sacks, the first Charger to do so since LB Kevin Burnett in 2010.
- ▶ Became the first Chargers rookie since LB Shawne Merriman in 2005 (10.0 sacks) and just fifth in team history since 1982 to record double-digit sacks, joining Merriman, DE Chris Mims (1992), DE Burt Grossman (1989) and DE Leslie O'Neal (1986).
- ▶ Closed out his rookie season with at least a half-sack in each of the team's final six games, the longest stretch by a Charger since 2001.

2020: Selected to his third Pro Bowl, joining Hall of Fame LB Junior Seau (four) and LB Shawne Merriman (three) as the only Chargers defenders to be named an all-star three or more times in the first five seasons of a career...For the second-straight season, was named All-AFC (DE) by the Professional Football Writers of America and All-Pro (DE) by Sporting News...Saw action in 12 games with 10 starts, totaling 39 tackles (29 solo)...Added 7.5 sacks, 15 tackles for loss and 27 QB hits...Opened the season with a three-game sack streak, the first time over his first three games played of a season for his career...Finished the season with 47.5 career sacks, good for No. 5 on the team's all-time sacks list since it became an official stat in 1982, passing Hall of Fame LB Junior Seau (47.0)...**Awards:** Pro Bowl Selection (Third)...Professional Football Writers of America All-AFC (DE)...Sporting News All-Pro (DE)...**at Cincinnati (Sept. 13):** Recorded five solo stops, including a three-yard sack and two tackles for loss...Added three QB hits...Started the game at DE, seeing action on 47 defensive snaps and one on special teams...Posted the three-yard sack in the second quarter after beating T Bobby Hart to the outside and forcing QB Joe Burrow to step up in the pocket before bringing down the rookie QB from behind...

HONORS AND AWARDS

- 2020:** 2021 NFL Pro Bowl Selection (Third)
Professional Football Writers of America All-AFC (DE)
Sporting News All-Pro (DE)
- 2019:** 2020 NFL Pro Bowl Selection (Second)
PFWA All-AFC (DE)
Sporting News All-Pro (DE)
AFC Defensive Player of the Week (Week 8 at Chicago)
- 2017:** 2018 NFL Pro Bowl Selection (First)
PFWA All-AFC (DE)
- 2016:** The Associated Press
Defensive Rookie of the Year
PFWA Defensive Rookie of the Year
PFWA All-Rookie (DL)
Chargers Co-Lineman of the Year
NFL Defensive Rookie of the Month (October — First)
NFL Defensive Rookie of the Month (December — Second)
Pepsi Rookie of the Week (Week 7 at Atlanta)

Contained RB Joe Mixon on a running play in the fourth quarter for a one-yard loss on second-and-nine...Provided pressure in the first quarter after beating T Jonah Williams, leading to a sack by DT Jerry Tillery...**vs. Kansas City (Sept. 20):** Registered four tackles (two solo) and a 13-yard sack on the day...Posted a pair of QB hits...Forced an incomplete pass on second-and-seven in the second quarter, forcing Mahomes to throw the ball away after making the QB retreat deep into the backfield...Powered past T Mitchell Schwartz in the third quarter to spin Mahomes down for the 13-yard sack...Opened the game at DE, playing 57 snaps on defense and two on special teams...**vs. Carolina (Sept. 27):** Posted his third consecutive game with a sack, the first three-game sack streak to start a season for his career...On the sack, powered through the block of T Trent Scott to bring down QB Teddy Bridgewater for the eight-yard loss...Started at DE and saw time on 50 of 51 defensive snaps...Totaled a pair of solo tackles, both as tackles for loss, and the eight-yard sack...**at Tampa Bay (Oct. 4):** Saw his three-game sack streak come to an end...Participated on 62 defensive plays after starting at DE, finishing with a solo stop and a pair of QB hits...**at New Orleans (Oct. 12):** Entered the game with triceps, knee and ankle injuries and was limited to 28 snaps on defense...Posted a five-yard sack, two QB hits and a tackle for loss...Early in the fourth quarter, spun to the inside to beat the block of T Ryan Ramczyk and drop QB Drew Brees for the five-yard loss...**vs. Jacksonville (Oct. 25):** Returned to start at DE and played 47 defensive snaps...Registered a half-sack and three tackles (two solo)...Midway through the first quarter, pushed back OL Jawaan Taylor and wrap up the legs of QB Gardner Minshew II to pair with DE Uchenna Nwosu on the four-yard sack...Powered through

two blockers later in the half to drop RB James Robinson for a two-yard loss on fourth-and-one to force a turnover on downs...**at Denver (Nov. 1):** Appeared on 30 defensive plays and one on special teams after starting at DE before exiting with a concussion...Finished with two tackles (one solo), a tackle for loss and two QB hits...Beat the blocks of T Garrett Bolles and TE Nick Vannett in the first quarter to drop RB Melvin Gordon III for a one-yard loss...**vs. Las Vegas (Nov. 8):** Inactive (concussion)...**vs. N.Y. Jets (Nov. 22):** Returned to action after missing two games with a concussion...Assisted on a pair of tackles and posted a career-high five QB hits...The five QB hits led all NFL players for Week 11...Worked to the outside of T George Fant early in the second quarter to hit QB Joe Flacco while throwing to force an incomplete pass...Started at DE and played 54 snaps on defense...**at Buffalo (Nov. 29):** Recorded a single-game career-high three sacks and posted a season high with nine tackles (eight solo), six tackles for loss, five QB hits, a pass defended and recovered a fumble...Moved to sole possession of fifth on the team's all-time sacks list with 47.5 for his career, passing Junior Seau (47.0) and DE Raylee Johnson (46.0)...Became the second player to register three sacks, five tackles for loss, five QB hits and recover a fumble since tackles for loss became a stat in 2008...The game marked the 60th of his career...Again led the NFL for Week 12 by tying his career high with five QB hits...In the first quarter, blew by C Mitch Morse to drop QB Josh Allen for a four-yard loss on a designed QB run...Later on the same drive, powered through blocks of T Dion Dawkins and G Jon Feliciano to bring down Allen for a three-yard sack...Beat Dawkins on an inside move to hit Allen and force an incomplete pass, nearly getting to him for a sack...Dropped QB Matt Barkley on his only snap on the game for a seven-yard sack after sprinting by OL Daryl Williams...Again went around the outside of Williams in the third quarter to bring down Allen for another seven-yard sack, nearly stripping the ball free in the process...Stopped RB Zack Moss for a two-yard loss on a stretch run in the fourth quarter after beating the block of TE Dawson Knox...**vs. New England (Dec. 6):** Registered three solo tackles, a tackle for loss and a QB hit after starting at DE...**vs. Atlanta (Dec. 13):** Started at DE and totaled three tackles (two solo)...**at Las Vegas (Dec. 17):** Played limited snaps due to injury, finishing with four tackles (two solo)...Pulled out outside move on T Kolton Miller late in the third quarter to bring down RB Josh Jacobs for no gain on third-and-two...Again shakes a block of Miller in the fourth quarter to stop Jacobs short on a third-and-one play...**vs. Denver (Dec. 27):** Inactive (shin/concussion).

2019: Selected to his second Pro Bowl, but did not participate and was replaced by Los Angeles Chargers DE Melvin Ingram III...Named All-AFC (DE) by the *Professional Football Writers of America* and All-Pro (DE) by *Sporting News*... Named AFC Defensive Player of the Week for his efforts in a Week 8 win at Chicago: 12 tackles (eight solo), two sacks and six tackles for loss... Started all 16 games at DE, finishing second on the team with 92 tackles (59 solo)...Recorded his third career double-digit sack season with 11.5 sacks and 21.5 tackles for loss...Added a forced fumble...Reached 40 career sacks, becoming the eighth player in history to do so in a Chargers uniform...Posted three-straight multi-sack games, including back-to-back games with two-plus sacks, the first Charger to do so since LB Kevin Burnett in 2010...**Awards:** Pro Bowl Selection (Second)...*Professional Football Writers of America* All-AFC (DE)...*Sporting News* All-Pro (DE)...AFC Defensive Player of the Week (Week 8)...Pro Football Focus Second-Team All-Pro (EDGE)...Pro Football Journal First-Team All-AFC (DE)...**vs. Indianapolis (Sept. 8):** Finished with 10 tackles (five solo), an eight-yard sack and a tackle for loss...Sped past T/G Graden Smith to bring QB Jacoby Brissett down for the sack late in the second quarter... **at Detroit (Sept. 15):** Recorded six tackles (four solo)...Ripped through a block by G Joe Dahl in the third quarter to combine with Melvin Ingram to stop RB Kerryon Johnson for no gain on third-and-two to force a punt...**vs. Houston (Sept. 22):** Totaled five tackles (three solo)...Posted 1.5 tackles for loss, including a half-sack with LB Thomas Davis Sr., that dropped the Texans for a nine-yard loss...Early in the game, forced QB Deshaun Watson to double-clutch his throw, resulting in a fumble recovered by DB Desmond King II...On the sack, sprinted by G/T Tytus Howard and RB Duke Johnson before dropping Watson with Davis on third-and-nine...**at Miami (Sept. 29):** Recorded a half-sack and finished with six tackles (three solo)...Beat blocks of TE Durham Smythe and T Isaiah Prince to split the sack with Desmond King at the end of the first half...Made his presence felt in the third quarter, forcing QB Josh Rosen to step up and scramble into a sack shared by Thomas Davis and DT Jerry Tillery...**vs. Denver (Oct. 6):** Played in the 40th game of his career...Finished with seven solo stops, a sack and two tackles for loss...On the sack, sprinted past G/T Elijah Wilkinson to spin QB Joe Flacco down for the six-yard loss...Beat Wilkinson earlier in the game to corral RB Phillip Lindsay for a three-yard loss on an off-tackle run...**vs. Pittsburgh (Oct. 13):** Recorded six tackles (four solo)...**at Tennessee (Oct. 20):** Posted 10 tackles (six solo), including a pair of sacks that totaled 17 yards...Forced a fumble...Had a strip-sack in the third quarter, spinning out of a block by T Taylor Lewan to hit a scrambling QB Ryan Tannehill from behind to force the fumble...Had another sack later in the third quarter, using a swim move to get by G Jamil Douglas to spin Tannehill down on third-and-six, forcing a Titans punt...**at Chicago (Oct. 27):** Named AFC Defensive Player of the Week for his performance...Set a season high with 12 tackles (eight solo), two sacks and six tackles

BEYOND THE BOLT



A strong supporter of funding for research to find a cure for pediatric cancer, Bosa penned an article to Sports Illustrated about the cleats he wore for the NFL's My Cause, My Cleats initiative in 2017. The cleats he donned for the Dec. 3 home game against the Browns were designed by Sean, a friend that Bosa made when visiting the MD Anderson Cancer Center in Houston while playing for Ohio State. They were designed gold, the color for pediatric cancer, and on the side, they said, 'Children Deserve #MoreThan4.' Sean had opened Bosa's eyes about how only four percent of all money raised for cancer research goes to pediatric cancer, inspiring the slogan on the cleats. Bosa made those cleats flash on the highlight reels that week — leading the team with seven solo tackles, three tackles for loss and a strip-sack in the fourth quarter to force a turnover.

In each of the past two seasons, Bosa participated with patients and their families from the Pediatric Cancer Research Foundation for Halloween at Hoag Performance Center. Players were placed at stations along a trick-or-treat trail throughout the facility, interacting with the children and their families as they passed by. The night also included a photo booth, arts & crafts, spooky snacks and a family-friendly movie.

Bosa hosted Caleb Jones-Moreno, a patient at Children's Hospital Los Angeles at Hoag Performance Center in December 2019, playing a game of Madden with Caleb and presenting the 11-year old with two tickets to Super Bowl LIV. The two initially met when Bosa was doing a hospital visit in September.

In the 2019 offseason, Bosa appeared as an extra in the final season of 'Game of Thrones.' He flew to Belfast, Northern Ireland, to film. "It was a lot of work and time. It was freezing cold in Belfast in the middle of the night," Bosa said. "I love the writers. Thanks for having me out there."

Bosa's family has long been part of the NFL. He and his brother, Nick — who was selected second overall by San Francisco in the 2019 NFL Draft — are the newest members of the family to put on shoulder pads at the professional level. Their cousin, Jake Kumerow, entered the league in 2015 and is currently on the Green Bay roster. Joey and Nick's father, John, was taken No. 16 overall in 1987 by Miami. Eric Kumerow is John Bosa's brother-in-law and Jake's father. He was a first-round pick of the Dolphins one year after John. Joey and Nick's grandfather, Palmer Pyle Jr., played at Michigan State before being drafted by the Baltimore Colts. Their great-uncle, Mike, was a center for Chicago for nine seasons.

for loss...Registered the second game with two-plus sacks in as many weeks, becoming the first Charger since Kevin Burnett in 2010 to do so... Utilized a speed rush around the edge of OL Bobby Massie to drop QB Mitchell Trubisky for a seven-yard sack on third-and-11...Played a read-option perfectly in the first quarter, tackling Trubisky for a one-yard loss...Sacked Trubisky again in the fourth quarter by sprinting by Massie...**vs. Green Bay (Nov. 3):** Extended his streak of multi-sack games to three-straight, finishing with three tackles (two solo) and the 1.5 tackles for loss...The sacks marked the first of his career of QB Aaron Rodgers...On his full sack, ripped through the block of T David Bakhtiari on an inside move to drop Rodgers for a nine-yard loss...Sped past Bakhtiari again in the third quarter to split a sack with Melvin Ingram...**at Oakland (Nov. 7):** Saw his streak of games with a sack come to an end...Recorded three tackles (two solo) and a tackle for loss...**vs. Kansas City (Estadio Azteca, Nov. 18):** Posted three tackles (two solo)...**at Denver (Dec. 1):** Assisted on a pair of tackles...**at Jacksonville (Dec. 8):** Recorded two sacks and three tackles for loss, finishing with five tackles (three solo)...The two sacks moved him into sole possession of No. 8 on the team's all-time sacks list...In the first half, drove OL Cam Robinson back before shedding the block and wrapping up QB Gardner Minshew II for a four-yard sack...Pulled an outside move on Robinson in the second half, chasing Minshew down for a sack from behind after Minshew was prevented from scrambling by DT Justin Jones...**vs. Minnesota (Dec. 15):** Registered five solo tackles and a tackle for loss...**vs. Oakland (Dec. 22):** Posted six tackles (four solo), a nine-yard sack and two tackles for loss...The sack gave him 40 for his career, the eighth Charger in history to eclipse that mark...Used a swim move to get by T Kolton Miller in the second quarter to drag down QB Derek Carr for an eight-yard sack...In the second half, fought through the block of Miller to drop RB DeAndré Washington for a two-yard loss...**at Kansas City (Dec. 29):** Finished with three tackles (one solo)...Forced QB Patrick Mahomes to his right, resulting in an INT by CB Michael Davis.

2018: Appeared in seven games with six starts at DE...Missed the first nine games due to injury... Posted 24 tackles (19 solo), 5.5 sacks, 7.5 tackles for loss and a fumble recovery...Passed LB Billy Ray Smith (26.5) for 10th on the team's all-time sacks list...Finished the regular season with 28.5 career sacks, passing DE Chris Mims (28.0) for the second-most sacks by a Charger over his first three seasons...Started both postseason games at DE, totaling three tackles (two solo), a tackle for loss and a six-yard sack...**vs. Kansas City (Sept. 9):** Inactive (foot)...**vs. Denver (Nov. 18):** Made his season debut, registering a solo tackle...Made his presence felt in the first quarter, sprinting untouched off the edge to force QB Case Keenum to roll to his right and throw the ball away...Nearly sacked Keenum in

the fourth quarter after powering past T Garett Bolles on third-and-two to force a Denver punt...**vs. Arizona (Nov. 25):** Started at DE for the first time in 2018...Finished with five tackles (four solo), two tackles for loss and two sacks... Recorded his first sack in the second quarter after powering past OL Andre Smith to bring down QB Josh Rosen for an 11-yard sack...Got to Rosen for the second time for a seven-yard loss after beating Smith with a speed rush in the fourth quarter...**at Pittsburgh (Dec. 2):** Posted a season-high six tackles (four solo), including a 10-yard sack early in the fourth quarter...On the play, pulled an inside spin-move on T Matt Feiler to get into the backfield and bring down QB Ben Roethlisberger...Opened the game at DE...**vs. Cincinnati (Dec. 9):** Registered six solo stops, including a 10-yard sack, after starting at DE...Moved past Billy Ray Smith for No. 10 in career sacks in team annals by beating the chip blocks of RB Joe Mixon and T Bobby Hart to bring down QB Jeff Driskel...**at Kansas City (Dec. 13):** Opened the game at DE...Finished with a solo stop...**vs. Baltimore (Dec. 22):** Posted two tackles (one solo), including a half-sack and 1.5 tackles for loss...Split a one-yard sack with DT Darius Philon after QB Lamar Jackson was forced to scramble due to pressure from DE Melvin Ingram III...Slipped into the backfield by G/C Matt Skura in the fourth quarter to bring down RB Kenneth Dixon for a two-yard loss... Started at DE...**at Denver (Dec. 30):** Opened the game at DE...Registered three tackles (two solo), including two tackles for loss and a four-yard sack...Recovered a fumble...Forced a Denver field goal at the end of the first half by sprinting around T Jared Veldheer to bring down QB Case Keenum...Dropped Keenum for a four-yard loss on an aborted snap in the third quarter for his second tackle for loss on the day...Recovered a fumble that was forced by S Adrian Phillips stripping WR Tim Patrick midway through the third quarter...**at Baltimore (AFC Wild Card, Jan. 6):** Part of a defense that set team postseason records for the fewest single-game net yards allowed (229), including a record 69 in the first half, which was the fewest allowed in a postseason game since the 2006 AFC Wild Card...Contributed on a pass rush that tied a team postseason record with seven sacks on the day...Recorded two solo tackles, a tackle for loss and a six-yard sack...On the play, lined up over G/T James Hurst, overpowering him to chase down Lamar Jackson to force a punt...Made his career postseason debut, starting at DE...**at New England (AFC Divisional, Jan. 13):** Participated on 69 plays on defense and assisted on a tackle.

2017: Selected to his first Pro Bowl, but did not participate and was replaced by Los Angeles Chargers DE Melvin Ingram...Named All-AFC (DE) by the *Professional Football Writers of America*... Started all 16 contests at DE...Led the team with 99 tackles (61 solo), including 17.5 tackles for loss and 12.5 sacks...Totaled the most sacks (19.0) in a player's first 20 career games since the sack became an official statistic in 1982, passing LB Aldon Smith (18.5)...Brought his career total to 23 sacks, moving past DT Shawn Lee, DE Marcellus Wiley and DT Corey Liuget for sole possession of 12th in team annals...His 12.5 sacks ranked second in the AFC and No. 7 in the NFL in 2017...Posted four games with a strip-sack, including back-to-back games (Weeks 5 and 6)...Part of a defensive unit that ranked tied for fifth in the NFL with 43 sacks...Combined with Ingram (10.5 sacks), was the No. 2 sack duo in the NFL with 23 sacks between the two of them...**Awards:** Pro Bowl Selection (First)...*Professional Football Writers of America* All-AFC (DE)...Pro Football Journal Second-Team All-AFC (DE)...**at Denver (Sept. 11):** Started at DE and posted six tackles (three solo), registering 1.5 tackles for loss and 1.5 sacks... The 1.5 sacks tied with Melvin Ingram for a game high...It marked his seventh-consecutive game with at least a half-sack...Brought down QB Trevor Siemian in the first quarter for his first sack of the season after powering past T Menelik Watson... In the fourth quarter, split a sack of Siemian with Ingram to force third-and-13...**vs. Miami (Sept. 17):** Opened the game at DE, registering six tackles (five solo) and a tackle for loss...Saw his streak of seven games with at least a half-sack come to an end...**vs. Kansas City (Sept. 24):** Posted a season-high nine tackles (four solo), including a six-yard sack of QB Alex Smith on third-and-seven...Got past G Laurent Duvernay-Tardif with a swim move to get to Smith, who was forced up in the pocket by OLB Nigel Harris...**vs. Philadelphia (Oct. 1):** Made the 15th start of his career... Registered seven tackles (three solo)...**at New York Giants (Oct. 8):** Tied a career high with two sacks, including a strip-sack of QB Eli Manning for his first forced fumble of the season...Pushed back T Bobby Hart and G John Jerry to collapse the pocket before swatting the football out of Manning's hand to force the fumble...Totaled eight tackles (six solo), two sacks, three tackles for loss and the forced fumble...**at Oakland (Oct. 15):** Registered his second strip-sack in as many weeks, powering past T Marshall Newhouse on third-and-11 to knock the ball out of the hands of QB Derek Carr...Brought his season total to 5.5 sacks and marked the 16th sack of his career... Finished with five tackles (three solo), a sack, a tackle for loss and a forced fumble...**vs. Denver (Oct. 22):** Surpassed 90 career tackles and 18.0 career sacks, totaling five tackles (two solo), two sacks, two tackles for loss and a pass defended... The two sacks matched a career high...On the first sack, beat a cut-block from T Garrett Bolles to spin QB Trevor Siemian down from behind for a one-yard loss...Later in the third quarter, beat T Allen Barbre around the edge to deflect Siemian's throw, nearly resulting in an INT... Posted his second sack of the day after speeding past Barbre for a five-yard loss in the fourth quarter...**at New England (Oct. 29):** Started at

DE, marking the 20th game played of his career... Totaled five tackles (four solo) two tackles for loss and a sack...The sack marked No. 19 of his career, passing Aldon Smith (18.5) for the most in a player's first 20 career games since the sack became an official statistic in 1982...On the play, powered past T Marcus Cannon to spin QB Tom Brady down for a nine-yard loss...In the fourth quarter, forced Brady to roll to his right before DT Darius Philon registered a seven-yard sack... **at Jacksonville (Nov. 12):** Made the 20th start of his career, opening the game at DE...Posted six tackles (five solo), a six-yard sack, a tackle for loss and a pass defended...The sack marked No. 20 for his career, moving him into sole possession of 16th on the Chargers all-time sacks list...In the third quarter, applied pressure with Melvin Ingram on QB Blake Bortles before corraling him for the sack...Later on, forced Bortles to throw under duress off of his back foot on third down resulting in an INT by S Tre Boston...**vs. Buffalo (Nov. 19):** Posted a strip-sack of QB Tyrod Taylor in the third quarter that was recovered by Melvin Ingram for a 39-yard TD...Pulled a swim-move on T Jordan Mills to reach Taylor for the strip-sack on fourth-and-four, marking his sixth-straight game with a sack...The sack brought his season total to 10.5, matching the output of his rookie season in 2016... It marked the 21st sack of his career, moving into a tie for 15th in team annals with Corey Liuget... Applied pressure or had a QB hit on each of the INTs thrown by QB Nathan Peterman in the first half...Provided a block for ILB Corey Toomer on his 59-yard pick-six in the first quarter...**at Dallas (Nov. 23):** Finished with six tackles (four solo)... Saw his six-game sack streak come to an end... In the first quarter, collapsed the pocket with Melvin Ingram to force QB Dak Prescott to step up into a sack by Corey Liuget...Ran a stunt with Liuget in the third quarter to chase Prescott out of the pocket and force him to throw the ball out of bounds...Coupled with Ingram, forced Prescott to roll to his left and throw a pass intended for WR Cole Beasley that was picked off by CB Desmond King and returned 90 yards for a TD...**vs. Cleveland (Dec. 3):** Recorded seven solo tackles, including three tackles for loss and a five-yard sack in the fourth quarter when he forced a fumble...Registered a strip-sack in the fourth quarter, chasing down QB DeShone Kizer as he scrambled to his left to force the fumble that was recovered by ILB Denzel Perryman...**vs. Washington (Dec. 10):** Posted four tackles (two solo) on 36 defensive plays after opening the game at DE...**at Kansas City (Dec. 16):** Started at DE for the 25th time in his career and played 58 snaps on defense...Registered seven tackles (four solo)...**at New York Jets (Dec. 24):** Posted seven tackles (four solo)...Applied pressure with Darius Philon and DE Isaac Rochell late in the second quarter to collapse the pocket as Rochell recorded the first sack of his career...**vs. Oakland (Dec. 31):** Finished with nine tackles (four solo), a sack, a tackle for loss and a fumble recovery... Powered through a double-team by T David Sharpe and G Kelechi Osemele to bring down QB Derek Carr for a six-yard sack...Recovered a Carr fumble forced by Darius Philon on fourth-and-one in the fourth quarter.

2016: Named Defensive Rookie of the Year by *The Associated Press* and the *Professional Football Writers of America*...Recognized as All-Rookie (DL) by the *PFWA*...Earned Chargers Co-Lineman of the Year honors...Named NFL Defensive Rookie of the Month for October... For the month, recorded 13 tackles, six tackles for loss and four sacks...Recognized as NFL Defensive Rookie of the Month for December... Registered 27 tackles, nine tackles for loss and six sacks over the season's final month...Became the first player since DE Dwight Freeney in 2002 to win multiple Defensive Rookie of the Month awards...Voted by fans as the Pepsi Rookie of the Week for his efforts in a Week 7 overtime win at Atlanta: Four tackles, two sacks and two tackles for loss...Appeared in 12 games with 11 starts...Missed the season opener on the roster exemption list and was inactive for the next three contests with a hamstring injury...Finished with 48 tackles (33 solo), 10.5 sacks and 19 tackles for loss...Broke up two passes and forced a fumble... His team-high 10.5 sacks led all rookies and were the most by a rookie since 2011...Became the first Chargers rookie since LB Shawne Merriman in 2005 (10.0 sacks) and just fifth in team history since 1982 to record double-digit sacks, joining Merriman, DE Chris Mims (1992), DE Burt Grossman (1989) and DE Leslie O'Neal (1986)... Ended the season with at least a half-sack in each of the team's final six games, the longest stretch by a Charger since DE Marcellus Wiley posted sacks in seven-straight contests to open the 2001 season...**Awards:** Selected as a fourth-alternate for the Pro Bowl...*The Associated Press* Defensive Rookie of the Year...*Professional Football Writers of America* Defensive Rookie of the Year...*PFWA* All-Rookie (DL)...Chargers Co-Lineman of the Year...Defensive Rookie of the Month (October and December)...Pepsi Rookie of the Week (Week 7)...ESPN Defensive Rookie of the Year...*Sports Illustrated* Defensive Rookie of the Year...Pro Football Talk Defensive Rookie of the Year...Pro Football Journal First-Team All-Rookie (DE)...Mel Kiper Defensive Rookie of the Year...Mel Kiper First-Team All-Rookie (DE)...**vs. Jacksonville (Sept. 18):** Inactive (hamstring)...**at Oakland (Oct. 9):** Made his NFL debut, totaling five tackles and two sacks...Became just the fifth player since realignment in 2002 to record two sacks in his NFL debut...Recorded a 12-yard sack late in the first half and a four-yard sack late in the fourth quarter...Led the defensive line with five tackles and three tackles for loss... **vs. Denver (Oct. 13):** Made the first start of his career at DE...**at Atlanta (Oct. 23):** Named Pepsi Rookie of the Week following a fan vote...Posted two sacks on back-to-back drives in the second half...Corralled QB Matt Ryan for a seven-yard sack on the last play of the third quarter to

force a punt...Registered a three-yard sack on second down of the next series to help force a field goal attempt...Became the first player since LB Elvis Dumervil (2006) and the first Charger since sacks became an official stat in 1982 to log two two-sack performances in his first three NFL games...**at Denver (Oct. 30):** Forced a fumble of QB Trevor Siemian as he was being sacked by OLB Melvin Ingram...Registered a two-yard tackle for loss on second-and-goal to help force a field goal try late in the fourth quarter...**at Houston (Nov. 27):** Recorded six tackles, four tackles for loss and shared a seven-yard sack... Pressured QB Brock Osweiler that resulted in an INT by CB Casey Hayward...Stopped a scrambling Osweiler with a shoestring tackle in the fourth quarter on third-and-10 that led to a turnover on downs...**vs. Tampa Bay (Dec. 4):** Registered a 12-yard sack of QB Jameis Winston...**at Carolina (Dec. 11):** Exited with a neck injury and did not return after sacking QB Cam Newton for a seven-yard loss...**vs. Oakland (Dec. 18):** Recorded a six-yard sack on second-and-10 in the second quarter to help force a three-and-out...It marked his third sack of QB Derek Carr of the season...**at Cleveland (Dec. 24):** Tallied two sacks and two tackles for loss... One of the sacks went for an 11-yard loss on the final play of the first half...**vs. Kansas City (Jan. 1):** Recorded the team's lone sack...Led the team with four tackles for loss...Made two tackles for loss and registered a two-yard sack in a five-play sequence on the game's opening drive.

COLLEGE: Played three seasons (2013-15) at Ohio State...Finished his career with 150 tackles, 50 tackles for loss, 26 sacks and five forced fumbles...Won the 2014 National Championship with the Buckeyes in the first-ever College Football Playoff...Twice earned first-team All-America, first-team All-Big Ten and Big Ten Defensive Lineman of the Year honors, each as a junior and senior...As a sophomore, won the Nagurski-Woodson Big Ten Defensive Player of the Year...Named Big Ten and *Athlon* Defensive Player of the Week after sacking QB Christian Hackenberg on fourth down to seal a double-overtime win...In 2013, was recognized by *Sporting News* and *College Football News* as a Freshman All-American...Earned honorable mention All-Big Ten and was named Big Ten Freshman of the Week after two sacks and a fumble recovery in the end zone for a TD on the final play of a 10-point win over Northwestern.

PERSONAL: Given name Joseph Anthony Bosa...Nickname is 'Big Bear'...Born in Fort Lauderdale, Fla. ...Younger brother, Nick, played DE at Ohio State and was selected No. 2 overall in the 2019 NFL Draft by San Francisco — winning Defensive Rookie of the Year honors...Father, John, was a first-round selection of the Miami Dolphins in 1987 after playing collegiately at Boston College...Uncle, Eric Kumerow, lettered four years as a LB at Ohio State and went on to be selected by the Dolphins in the 1988 NFL Draft...Grandfather, Palmer Pyle Jr., played along the offensive line at Michigan State before being drafted by the Baltimore Colts...Great-uncle, Mike, played nine seasons as a C for the Chicago Bears...Cousin, Jake Kumerow, played in college

at Division-III Wisconsin-Whitewater before spending the 2015 season on the practice squad of the Cincinnati Bengals and currently plays for Green Bay...In the 2019 offseason, visited the set of Game of Thrones, appearing in the show as an extra...Each Christmas Day, visits a Children's Hospital to spread holiday cheer and give gifts to patients...Enjoys cooking in his spare time, and learned to cook from his mother, Cheryl... Studied communications at Ohio State...**High School:** Two-time first-team All-State by *The Associated Press* at St. Thomas Aquinas High in Fort Lauderdale, Fla. ...Earned All-America honors as a senior...Led the Raiders to two state titles in his tenure.

JOEY BOSA NFL STATISTICS

Year	Team	GP	GS	— Tackles —					— Interceptions —					— Fumbles —			
				Total	Solo	Asst	Sacks	Yds	TFL	No.	Yds	Lg	TD	PD	FF	FR	Yds
2016	San Diego	12	11	41	29	12	10.5	71.5	17	0	0	—	0	0	1	0	0
2017	Los Angeles Chargers	16	16	70	54	16	12.5	66	11	0	0	—	0	1	4	1	0
2018	Los Angeles Chargers	7	6	23	18	5	5.5	42.5	7	0	0	—	0	0	0	1	0
2019	Los Angeles Chargers	16	16	67	47	20	11.5	78.5	18	0	0	—	0	0	1	0	0
2020	Los Angeles Chargers	12	10	39	29	10	7.5	48	15	0	0	—	0	1	0	1	0
NFL Totals		63	59	240	177	63	47.5	258.5	68	0	0	—	0	2	6	3	0
Year	Team	GP	GS	— Tackles —					— Interceptions —					— Fumbles —			
				Total	Solo	Asst	Sacks	Yds	TFL	No.	Yds	Lg	TD	PD	FF	FR	Yds
2018	Los Angeles Chargers	2	2	3	2	1	1.0	6	1	0	0	—	0	0	0	0	0
Postseason Totals		2	2	3	2	1	1.0	6	1	0	0	—	0	0	0	0	0

CAREER TRANSACTIONS

- 2016** Selected by San Diego Chargers in the first round (third overall) of NFL Draft, April 28...Signed rookie contract, Aug. 29...Given exempt status by Commissioner, Aug. 29... Activated from exempt status, Sept. 12.
- 2019** Had fifth-year team option exercised on rookie contract by Los Angeles Chargers, April 23.
- 2020** Signed contract extension, Aug. 1.



CORTEZ BROUGHTON ⚡ 91

DEFENSIVE LINE | CINCINNATI

6-2 | 293 lbs | WARNER ROBINS, GA.

DRAFT 7 — 2019

EXPERIENCE: 3RD NFL SEASON

3RD YEAR WITH CHARGERS

CAREER HIGHLIGHTS

- ▶ Appeared in a career-high nine games in 2020 for the Bolts.
- ▶ Had five tackles (two solo) in two games played as a rookie in 2019.

2020: Totaled nine game appearances in his second season with the Bolts, amassing four total tackles and a pass defended...Spent the entirety of the season on the active roster, being named a gameday inactive on seven occasions...**at Cincinnati (Sept. 13):** Inactive...**vs. Carolina (Sept. 27):** Appeared in his first game of the season for the Bolts, seeing action on seven defensive snaps...**at Tampa Bay (Oct. 4):** Logged a season-high 11 defensive snaps, while also providing assistance on special teams...**at New Orleans (Oct. 12):** Recorded the first pass defended of his career, batting down a QB Drew Brees pass that was intended for WR Emmanuel Sanders...One play later, S Nasir Adderley picked off Brees, setting up an eventual Chargers TD...**vs. Jacksonville (Oct. 25):** Inactive...**vs. Atlanta (Dec. 13):** Split a stop of RB Todd Gurley II with DE Joey Bosa, logging his first defensive tackle of the season...**at Las Vegas (Dec. 17):** Totaled a season-best two tackles (both assisted) in the Chargers' win over division-rival Las Vegas on *Thursday Night Football*...**vs. Denver (Dec. 17):** Partnered with DE Jessie Lemonier for a run stop of RB Melvin Gordon III, as the Bolts defeated the Broncos and won their third game in-a-row...**at Kansas City (Jan. 3):** In limited action along the defensive front, helped the unit hold Kansas City to a season-low 268 total net yards offensively and win their fourth-straight game to close out the season.

2019: Played in two games and was inactive for seven others before finishing the season on Reserve/Non-Football Illness...Recorded five tackles (two solo)...**vs. Indianapolis (Sept. 8):** Inactive (healthy scratch)...**at Miami (Sept. 29):** Made his NFL debut, finishing with a solo stop...

vs. Denver (Oct. 6): Inactive (healthy scratch)...**at Tennessee (Oct. 20):** Posted four tackles (one solo)...**at Chicago (Oct. 27):** Inactive (illness).

COLLEGE: Played four seasons (2015-18) at Cincinnati, appearing in 49 career games...Ended his Bearcats career with 155 tackles (43 solo), 10 sacks, a forced fumble and a recovery...Added an INT, 11 passes defended and a blocked kick...Twice was recognized with All-American Athletic Conference honors, earning first-team as a senior and second-team in 2016...Picked off the only pass of his collegiate career versus Miami (Ohio), stopping an opposing drive in the red zone to help the Bearcats win their 11th-straight Victory Bell...Had a career year as a senior, posting 6.5 sacks and a team-high 17.5 tackles for loss.

PERSONAL: Given name Cortez A. Broughton...Nickname is 'Tezz'...Born in Warner Robins, Ga. ...Played in the 2009 Little League World Series in Williamsport, Pa., for the Warner Robins All-Stars...With the other defensive rookies in 2019, visited Homeboy Industries as part of a day of service, where the rookies toured the headquarters and took part in a class to make tamales...Earned a degree in operations management from Cincinnati...**High School:** Named all-county defensive player of the year as a senior at Veterans High in Kathleen, Ga. ... Totaled 58 tackles (35 solo), 11 tackles for loss, an INT, a sack and a pass defended in his final prep season...Part of a group that started the first organized team at Veterans High...Lettered four years in football, three in basketball and one in track & field.

CAREER TRANSACTIONS

- 2019** Selected by Los Angeles Chargers in the seventh round (242nd overall) of NFL Draft, April 27...Signed rookie contract, May 10...Placed on Reserve/Non-Football Illness, Nov. 15.

CORTEZ BROUGHTON NFL STATISTICS

Year	Team	GP	GS	— Tackles —					Yds	TFL	— Interceptions —					— Fumbles —			
				Total	Solo	Asst	Sacks	0.0			0	0	No.	Yds	Lg	TD	PD	FF	FR
2019	Los Angeles Chargers	2	0	5	4	1	0.0	0	0	0	0	0	0	0	0	0	0	0	0
2020	Los Angeles Chargers	9	0	4	0	4	0.0	0	0	0	0	0	0	0	1	0	0	0	0
NFL Totals		11	0	9	4	5	0.0	0	0	0	0	0	0	0	1	0	0	0	0



BRYAN BULAGA ⚡ 75

TACKLE | IOWA

6-5 | 314 lbs | BARRINGTON, ILL.

UFA (GB) — 2020

EXPERIENCE: 12TH NFL SEASON

2ND YEAR WITH CHARGERS

CAREER HIGHLIGHTS

- ▶ Started all 10 of his 2020 appearances at RT in his first season with the Chargers.
- ▶ Named All-Rookie by the Professional Football Writers of America in 2010.
- ▶ Became the first rookie in NFL history to start at RT in a Super Bowl victory, doing so in the team's Super Bowl XLV over Pittsburgh.
- ▶ Also was the youngest player at the time to start a Super Bowl (21 years, 322 days).
- ▶ Started 111 regular-season games and 13 postseason contests with Green Bay.
- ▶ Twice blocked for Green Bay QB Aaron Rodgers to earn NFL MVP honors and protected Rodgers for six 4,000-yard campaigns.
- ▶ Protected Rodgers from 2010-19 to post a 103.6 passer rating, No. 1 in the league over that span.
- ▶ Paved the way for RBs Eddie Lacy (758) and James Starks (601) in 2015 to become the first Green Bay duo since 1985 to each rush for 600-plus yards in the same season.

2020: Started each of the team's first three games, playing 100 percent of the offensive snaps in Week 1, before suffering injuries in both Weeks 2 and 3 that limited his playing time...His Week 1 start at Cincinnati was his first career start as a member of the Chargers...Returned in Week 8, starting at RT, before leaving the game early due to injury...Started and played on 100-percent of Los Angeles' offensive snaps from Week 9 to Week 11...Was active, but did not see any game action against Buffalo in Week 12 due to an illness...**at Cincinnati (Sept. 13):** Marked first career start as a member of the Chargers...Started at RT for the Bolts, helping guide an offensive unit that rushed for 155 yards in a Kickoff Weekend victory...**vs. Kansas City (Sept. 20):** Suffered an injury in the first quarter, but was significant on the offense's opening-drive TD that was orchestrated by rookie QB Justin Herbert in his first career start...**vs. Carolina (Sept. 27):** Started the game at RT, before leaving the game due to an injury sustained in the first half...Prior to sustaining the injury, took on two Panthers pass-rushers,

HONORS AND AWARDS

2010: Super Bowl XLV Champion
Professional Football Writers of
America All-Rookie (T)

granting Herbert enough time to find WR Keenan Allen for a first down...**at Tampa Bay (Oct. 4):** Inactive...**at Denver (Nov. 1):** Made first start and game appearance for the Bolts since Week 3, playing 100-percent of the offense's snaps at RT...Helped lead an offensive line that paved the way for the unit's season-high 210 rushing yards...Also provided security on the field goal and extra point teams, as K Michael Badgley accumulated a season-high 12 points scored...**vs. Las Vegas (Nov. 8):** Started the game at RT, his 116th career starting nod, before sustaining an injury on the second offensive play from scrimmage and not returning...**at Miami (Nov. 15):** Did not miss a snap for the Bolts at RT...Helped pave the way as RB Kalen Ballage totaled over 100 yards from scrimmage and a touchdown...On Ballage's third-quarter carry on second-and-one, sealed the right edge and cleared the path for Ballage to run through to give the Bolts offense the fresh set of downs...**vs. N.Y. Jets (Nov. 22):** Helped protect for Justin Herbert as the rookie threw for a career-high 366 passing yards, logging three passing TDs...Herbert found WR Keenan Allen for a team-record 16 times in the game, as the offensive front provided a clean pocket for Herbert to work from...Pulled and sealed the inside on RB Troymaine Pope's fourth-quarter sweep, leading to a gain of five yards and helping to set up Michel Badgley's fourth-quarter field goal...**at Buffalo (Nov. 29):** Active, did not play...**vs. New England (Dec. 6):** Returned to the starting lineup and did not miss a snap at RT...**vs. Atlanta (Dec. 13):** Started the game and logged three snaps at RT before leaving with an injury...**at Las Vegas (Dec. 17):** Inactive...**vs. Denver (Dec. 27):** Returned to the starting lineup...Left the game due to injury...**at Kansas City (Jan. 3):** Inactive.

2019: Started all 16 regular-season games at RT and one in the postseason, missing one playoff game due to illness...Blocked for the offense to record 10 games with 100-plus rushing yards and four contests with over 400 total yards of offense...**vs. Philadelphia (Sept. 26):** Kept QB Aaron Rodgers upright to throw for 422 yards

and two TDs while only being sacked once... Part of a unit that blocked for the offense to total a season-high 491 yards...**vs. Detroit (Oct. 14):** Blocked for Aaron Rodgers to complete 24 passes on 39 attempts (61.5 pct.) for 283 yards and two TDs with an INT (90.0 rating)...Paved the way for RB Jamaal Williams to total 104 rushing yards on 14 attempts (7.4 avg.)...**vs. Oakland (Oct. 20):** Protected Aaron Rodgers, who was sacked once, to register a 158.3 passer rating by completing 80.6 percent of his passes (25-of-31) for 429 yards and five TDs...The perfect passer rating was the seventh in NFL history in a game where the QB had at least 30 passing attempts...**at Minnesota (Dec. 23):** Paved the way for RB Aaron Jones to register 154 yards and two TDs on 23 attempts (6.7 avg.) as the offense totaled a season high with 184 rushing yards...**vs. Seattle (NFC Divisional, Jan. 12):** Inactive (illness)...**at San Francisco (NFC Championship, Jan. 19):** Returned to action to block for Aaron Rodgers to throw for 326 yards...The 300-yard performance marked the seventh of his postseason career, good for No. 4 in NFL history.

2018: Opened all 14 games he played in at RT and was inactive for a pair of contests... Blocked for the offense to rank second in the NFL in yards-per-rush attempt (5.01) and to record three 500-yard games, including one of 540 yards that was the sixth-best single-game output in team annals...Part of a line that created holes for a rushing attack that posted seven 100-yard performances on less than 25 attempts... Paved the way for RB Aaron Jones to post a league-leading 5.47 yards-per-attempt, the first Packer to finish the season ranked No. 1 since the NFL expanded to a 16-game schedule in 1978...**at Detroit (Oct. 7):** Blocked for the offense to post 521 total yards of offense, the most by the team since 2013...Protected QB Aaron Rodgers to throw for 442 yards, third-most in a game in franchise history, and three TDs...**vs. San Francisco (Oct. 15):** Part of an offense that registered 521 total net yards for the second-straight games, this time including 116 rushing yards on the ground to kick off a four-game stretch with 100-plus rushing yards...Also blocked for Aaron Rodgers to become the first QB in NFL history to throw for 400 yards with no INTs in back-to-back games...**vs. Miami (Nov. 11):** Part of an offense that produced its fourth-straight game with at least 100 rushing yards, finishing the day with a season-high 195...Aaron Jones finished with 145 yards and two TDs on 15

attempts (9.7 avg.)...**at New York Jets (Dec. 23):** Blocked on a line that set a season high with 540 yards of total offense, which was the sixth-best output in franchise history...Kept Aaron Rodgers upright to throw for 442 yards and two TDs while running for two others...Paved the way for RB Jamaal Williams totaled 95 rushing yards and a TD on 15 attempts (6.3 avg.).

2017: Missed the first four games of the season before starting five-straight at RT...Blocked for two 150-plus rushing yard outputs...Suffered a season-ending knee injury in Week 9 and was placed on injured reserve on Nov. 18...**vs. Cincinnati (Sept. 24):** Started at RT before departing midway through the game after reinjuring his ankle...Helped protect QB Aaron Rodgers to record his team-record-setting fifth-straight 300-yard passing game (313 yards) while also throwing for three TDs and registering a 102.6 passer rating...**at Dallas (Oct. 8):** Came back to the starting lineup, helping pave the path for the offense to total 160 rushing yards on 25 attempts (6.4 avg.), including RB Aaron Jones' 125-yard performance...Protected Aaron Rodgers to throw for three TD passes in his third-straight game...**vs. New Orleans (Oct. 22):** Blocked for Aaron Jones' season-high 131 rushing yards and a TD on 17 attempts (7.7 avg.).

2016: Started all 16 games for the first time in his career...Helped the offense rank inside the top 10 in points-per-game (fourth), yards-per-game (eighth), passing yards-per-game (seventh) and rushing yards-per-attempt...Started all three postseason games...**at Chicago (Dec. 18):** Blocked for the offense to total a season-high 451 yards, including a season-best 226 rushing yards and three TDs...Paved the way for the offense to average 9.8 yards-per-carry, the second-best mark by an NFL team since the AFL-NFL merger in 1970 (min. 20 att.)...Paved the way for RB Ty Montgomery to rush for 162 yards...**at Detroit (Jan. 1):** Protected QB Aaron Rodgers to throw for his franchise-record seventh-straight game with 300-plus passing yards...Kept Rodgers upright to toss four TD passes with no INTs...**at Dallas (NFC Divisional, Jan. 15):** Protected Aaron Rodgers to become just the second QB in NFL history (Drew Brees, 2011) to throw for 350-plus passing yards in back-to-back games in a single postseason...Kept Rodgers upright to toss two TDs and 355 yards.

2015: Played in 12 contests, starting all at RT, while missing four due to injury...Paved the way for a rushing attack to average 115.6 yards-per-game, ranking 12th in the NFL...Blocked for RBs Eddie Lacy (758) and James Starks (601) become the first Packers duo since 1985 to each have 600-plus rushing yards in the same season... Started both playoff games at RT...**vs. San Diego (Oct. 18):** Paved the way for the offense to post 133 rushing yards on 17 attempts (7.8 avg.), including 112 yards on 10 attempts (11.2 avg.) by James Starks...**vs. Chicago (Nov. 26):** Part of a line that blocked for Eddie Lacy to register 105 yards on 17 carries (6.2 avg.) for his second-straight 100-yard performance, becoming the first Packers RB to have back-to-back 100-yard rushing games since Ahmad Green in 2006...**vs. Dallas (Dec. 13):** Helped the offense post season highs for rushing yards (230), first downs (29) and time of possession (37:48)...The 230 rushing yards were the most by the team since recording 231 vs. St. Louis on Nov. 29, 2004...**at Washington (NFC Wild Card, Jan. 10):** Protected Rodgers to be sacked just once against a defense that had registered 17 sacks in the last four regular-season games...Blocked for Lacy (63 yards and a TD on 12 carries) and Starks (53 yards and a TD on 12 carries) as they became the first duo in team history to both rush for 50-plus yards and a TD in a playoff game.

2014: Started 15 games at RT while missing one due to a knee injury...Blocked for an offense that led the NFL in points-per-game (30.4) and turned the ball over just a franchise-record 13 times...Protected QB Aaron Rodgers for his second NFL Most Valuable Player honors from *The Associated Press*, as the passer threw for 4,381 yards and 38 TDs with just five INTs (112.2 rating)...Paved the way for RB Eddie Lacy to run for 1,139 yards and nine TDs, finishing as the No. 7 rusher in the NFL...Blocked for the offense to top 100 rushing yards in 11 games, including the final eight of the season...**at Chicago (Sept. 28):** Returned from a one-week absence due to injury to start at RT...Part of a line that allowed just one sack for no yards...**vs. Carolina (Oct. 19):** Blocked for Aaron Rodgers as he completed 19 of 22 passes for 255 yards and three TDs, a career-high completion percentage of 86.4 and a passer rating of 154.5 that was the second best of his career...**vs. Chicago (Nov. 9):** Part of an offense that totaled 55 points, tied for the third-most in a game in team annals...Blocked on a line that didn't allow a sack and helped Aaron Rodgers throw for six TDs, tying a single-game franchise record, all of which were in the first half...**vs. Dallas (NFC Divisional, Jan. 11):** Paved the way for Aaron Rodgers (316) and Eddie Lacy (101) to be the first performance in team postseason history with a 300-yard passer and 100-yard rusher.

2013: Missed the season due to a knee injury suffered during training camp...Placed in injured reserve on Aug. 27.

2012: Opened the first nine games of the season at RT before going in injured reserve with a hip injury on Nov. 12...Blocked for the offense to post four games of at least 100 rushing yards before his season-ending injury...**vs. New Orleans (Sept. 30):** Part of a unit that helped the offense register a season-high 30 first downs and total 421 total net yards...Blocked on a line that did not allow a sack of QB Aaron Rodgers as he passed for 319 yards and four TDs...**at Houston (Oct. 14):** Part of a line that blocked for the offense to post 427 yards, including 338 passing yards, against what was the NFL's No. 3 defense at the time...Blocked for Aaron Rodger to throw a franchise-record-tying six TDs.

2011: Started 12 games, missing four due to injury...Helped the offense set franchise marks for points (560) — which was also the third-most in NFL history — total net yards (6,482) and net passing yards (4,924) en route to a 15-1 regular-season record...Protected QB Aaron Rodgers to earn NFL MVP honors from *The Associated Press* after setting a league single-season record for passer rating (122.5)...Rodgers also set team marks for a single season in TD passes (45), passing yards (4,643), passing yards-per-attempt (9.25), completion percentage (68.3) and 300-yard performances (eight)...Started at RT in the team's lone playoff game...**Awards:** Pro Football Focus second-team All-Pro...**at Carolina (Sept. 18):** Blocked for the offense to record 419 yards of offense, including 124 on the ground as RB James Starks totaled 85 rushing yards...**vs. Denver (Oct. 2):** Inactive (knee)...**vs. St. Louis (Oct. 16):** Returned from a two-week absence to start at RT...**at San Diego (Nov. 6):** Paved the way for a rushing attack to set a season high with 136 rushing yards...Also kept Aaron Rodgers upright to complete 80.8 percent of his passes (21-of-26) for 247 yards and four TDs (145.8 rating)...**vs. Oakland (Dec. 11):** Blocked on a line that helped the offense match a season-high 136 rushing yards, including a 45-yard TD run by RB Ryan Grant...**vs. Chicago (Dec. 25):** Inactive (knee).

2010: Named All-Rookie (T) by the *Professional Football Writers of America*...Played in all 16 games and took over as the team's starter at LT in Week 5, starting the final 12 games of the season and all of the postseason at RT...**Awards:** Super Bowl XLV Champion...*Professional Football Writers of America* All-Rookie (T)...**at Philadelphia (Sept. 12):** Made his NFL debut as a reserve lineman and on special teams...**at Washington (Oct. 10):** Made the first start of his career at RT, blocking for a season-high 157 rushing yards on 17 attempts (9.2 avg.), marking the first time in Packers history an offense eclipsed 150 yards on fewer than 20 attempts...**at Philadelphia (NFC Wild Card, Jan. 9):** Made his NFL postseason debut, starting at RT...Blocked for RB James Starks to total 123 rushing yards, the most by a rookie in postseason franchise annals...**at Atlanta (NFC Divisional, Jan. 15):** Blocked for an offense that gained 442 yards, including 346 through the air...Protected QB Aaron Rodgers to complete 31 passes on 36 attempts (86.1 pct.) for 366 yards and three TDs (136.8 rating)...**at Chicago (NFC Championship, Jan. 23):** Paved the way for the rushing attack to total 120 yards and two TDs on the day after opening the game at RT...**vs. Pittsburgh (Super Bowl XLV, Feb. 6):** Started at RT, becoming the first rookie in history to start a Super Bowl win at RT...Also became the youngest player at the time to start a Super Bowl (21 years, 322 days), besting the mark set by Denver WR Ricky Nattiel (22 years, six days) in Super Bowl XXII.

COLLEGE: Played three seasons (2007-09) at Iowa, appearing in 30 games with 28 starts...Allowed only 3.5 sacks and was penalized only five times in his career...Earned Big Ten Offensive Lineman of the Year as a junior, becoming the sixth Hawkeye to earn the honor and first since Robert Gallery in 2003...Named first-team All-America by *Sporting News* while earning second-team recognition from *The Associated Press*...Earned first-team All-Big Ten in back-to-back seasons (2008-09) and was Freshman All-Big Ten in 2007.

PERSONAL: Given name Bryan Joseph Bulaga...Last name is pronounced buh-LAH-guh...Born in Barrington, Ill. ...Nicknames are 'Bull' and 'Blue'...Has a son, Declan, and daughter, Cameron, with his wife, Abbie...Grandfather served in the Marine Corps...Wife's great grandfather earned a bronze star as an Army paratrooper in World War II...Wife's grandfather served in the Army during the Korean War and her cousin is currently in the Army...Has a cousin that is a firefighter in Illinois...Plans to support the ALS TDI Foundation through My Cause, My Cleats this season...Played high school football with former Wisconsin QB Jon Budmayr and Notre Dame DT Sean Cwynar...Worked in high school for Avis Car Rental...Enjoys golfing, hunting and fishing in his leisure...Studied communications studies at Iowa...**High School:** Earned All-America honors (first-team from *Parade* and *PrepStar*, second-team from *USA Today*) as a senior at Marian Central Catholic High in Woodstock, Ill. ... Lettered three years in football, playing LB, DE, TE and T...Also played basketball and baseball.

BRYAN BULAGA NFL GAMES

Year	Team	GP	GS
2010	Green Bay	16	12
2011	Green Bay	12	12
2012	Green Bay	9	9
2013	Green Bay	0	0
2014	Green Bay	15	15
2015	Green Bay	12	12
2016	Green Bay	16	16
2017	Green Bay	5	5
2018	Green Bay	14	14
2019	Green Bay	16	16
2020	Los Angeles Chargers	10	10
NFL Totals		125	121

POSTSEASON

Year	Team	GP	GS
2010	Green Bay	4	4
2011	Green Bay	1	1
2014	Green Bay	2	2
2015	Green Bay	2	2
2016	Green Bay	3	3
2019	Green Bay	1	1
Postseason Totals		13	13

On Reserve/Injured for Packers' two games during 2012 postseason.

On Reserve/Injured for 2013 season.

On Reserve/Injured for final eight games of 2017 season.

CAREER TRANSACTIONS

- 2010** Selected by Green Bay Packers in the first round (23rd overall) of NFL Draft, April 22... Signed rookie contract, July 30.
- 2012** Placed on Reserve/Injured (hip), Nov. 12.
- 2013** Placed on Reserve/Injured (knee), Aug. 27.
- 2015** Re-signed by Packers as unrestricted free agent, March 11.
- 2017** Placed on Reserve/Injured (knee), Nov. 18.
- 2020** Signed by Los Angeles Chargers as unrestricted free agent, March 31.



TEVAUGHN CAMPBELL ⚡ 20

CORNERBACK | REGINA (CANADA)

6-0 | 200 lbs | TORONTO, ONTARIO, CANADA

FREE AGENT — 2019

EXPERIENCE: 2ND NFL SEASON

3RD YEAR WITH CHARGERS

CAREER HIGHLIGHTS

- ▶ *In the win over the New York Jets, picked off QB Joe Flacco deep in New York's territory for his first career interception, returning the takeaway six yards for a score.*
- ▶ *With the takeaway returned for a score, became the first Canadian-born Chargers player to score a defensive touchdown in franchise history.*
- ▶ *On kickoff coverage in the Week 7 win over Jacksonville, forced a fumble and Chargers takeaway.*
- ▶ *Started four of his 14 game appearances, logging 19 tackles (15 solo) one INT and three passes defended.*

2020: After being inactive for each of the first two weeks, made his NFL debut in Week 3, playing in each game since...Finished his first NFL season with four starts in 14 games played, logging 19 total tackles (15 solo), one INT and three passes defended in the Chargers secondary...Also served as a primary contributor on special teams, logging three total special teams stops with a forced fumble on kickoff coverage in Week 7...Picked off Jets QB Joe Flacco and returned the takeaway six yards for an INT TD...Became the first Canadian-born Chargers player to score a defensive TD in franchise history, while also registering the first TD of any kind by a Chargers defensive player since 1998...Logged his first career start in Week 9 against Las Vegas, seeing action as the defense's additional DB in nickel and dime sub-packages...Forced a fumble on kickoff coverage vs. Jacksonville in Week 7, leading to a Chargers takeaway and an eventual Bolts victory...**at Cincinnati (Sept. 13):** Inactive...**vs. Carolina (Sept. 27):** In his NFL debut, saw action on eight special teams snaps...**at Tampa Bay (Oct. 4):** Recorded his first career defensive tackle, a solo stop of RB Ronald Jones following a pass completion, stopping Jones short of the first down marker...Also logged the first special teams tackle of his career, corralling WR Jaydon Mickens on punt coverage, limiting Mickens for just a one-yard gain...**at New Orleans (Oct. 12):** Saw limited action on defense, but contributed significantly on special teams,

recording 17 snaps played on special teams units...**vs. Jacksonville (Oct. 25):** Recorded his first career forced fumble, causing the turnover on kickoff coverage...The forced fumble was then recovered by the Chargers, leading to a Bolts touchdown and eventual victory for Los Angeles...**at Denver (Nov. 1):** Tallied three tackles on defense, including a third-down stop of WR Jerry Jeudy on the Broncos' opening possession to force a three-and-out...**vs. Las Vegas (Nov. 8):** Logged his first career NFL start, appearing on the defense's opening snap as a fifth defensive back...Finished the game with two total tackles (one solo), while seeing action on a career-high 37 defensive snaps...Continued to contribute on special teams...**at Miami (Nov. 15):** Recorded one solo tackle, a stop of RB Salvon Ahmed following a short gain of two yards, in his seventh career game...**vs. N.Y. Jets (Nov. 22):** Recorded his first career INT return for a TD, picking off Joe Flacco's attempt at an out-route, returning the interception six yards for a score...Also added three solo tackles on the day and a career-best two passes defended...The latter of his two PDs occurred in the fourth quarter on a deep ball in the endzone, securing a lead and thwarting the Jets' pursuit of a comeback...Member of a defensive backfield that held the Jets to zero net passing yards in the first quarter, not allowing an opposing offense to have any positive net passing yards in the opening quarter for the second time this season...**at Buffalo (Nov. 29):** In his second start in as many weeks, played primarily as a cover corner opposite of CB Michael Davis...Logged three solo tackles in pass coverage, helping contain receivers down field and help allow DE Joey Bosa accumulate 3.0 sacks...**vs. New England (Dec. 6):** Continued to contribute on special teams...**vs. Atlanta (Dec. 13):** Provided assistance on special teams, helping pave the way for S Nasir Adderley's 76-yard kickoff return in the second quarter...**at Las Vegas (Dec. 17):** Continued to contribute on special teams...**vs. Denver (Dec. 27):** Amassed two total tackles (one solo) and a pass defended in the final home game for the Chargers...Batted away a pass intended for WR DaeSean Hamilton on third-and-seven in the fourth quarter, forcing the Broncos to settle for a field goal attempt...**at Kansas City (Jan. 3):** In the season finale, matched a career-best with three solo tackles...Recorded his fourth start of the season, serving as the primary corner opposite of CB Michael

Davis...Helped the defensive unit hold the Chiefs to a season-low 268 net yards offensively, closing out the regular season with three-straight wins over AFC West Division opponents and on a four-game win streak overall.

2019: Spent two games on the active roster for the Chargers and on the practice squad for 12 weeks...Was inactive for both games...**at Denver (Dec. 1):** Inactive (healthy scratch).

CANADIAN FOOTBALL LEAGUE (2018): Played his second season with the Montreal Alouettes...Posted career highs with 21 tackles, two INTs and scoring two TDs...Added a tackle on special teams...**at Ottawa (Aug. 31):** Picked off his first pass of the season and had three tackles on defense...**vs. BC (Sept. 14):** Recorded two defensive tackles and one on special teams...Recovered a blocked punt and returned it for a TD, the second such score of his career...**at Toronto (Oct. 20):** Registered his second INT of the season and fourth of his career, returning it for a TD for his first career pick-six...Added three defensive stops.

CFL (2017): Spent the season with the Montreal Alouettes after being traded from Saskatchewan...Appeared in 10 games, finishing with 13 defensive tackles, three special teams tackles, an INT and a pair of forced fumbles...**vs. Ottawa (Sept. 17):** Registered the second INT of his career...**vs. Edmonton (Oct. 9):** Forced the first fumble of his career and had a pair of defensive tackles...**at Saskatchewan (Oct. 27):** Had a tackle on defense and a forced fumble.

CFL (2016): Spent the season with the Saskatchewan Roughriders after being traded from Calgary...In 17 games, had 12 tackles on defense, four tackles on special teams, a sack and an INT...Recovered a blocked punt that he returned for a TD...**vs. Ottawa (July 22):** Registered a defensive stop and returned a blocked punt for the first score of his career...**at Hamilton (Aug. 20):** Posted a season-high three tackles on defense...**vs. Montreal (Oct. 22):** Had a defensive tackle and the first INT of his career...On the pick, made a leaping grab in front of the receiver deep down the right sideline.

CFL (2015): Selected by the Calgary Stampeders in the third round of the 2015 CFL Draft (22nd overall)...Appeared in five games with the Stampeders, posting seven tackles on defense and one on special teams...**at Toronto (Oct. 17):** Set a single-season high with three defensive tackles...**vs. Saskatchewan (Oct. 31):** Finished with three tackles, the second time in as many games.

COLLEGE: Played three seasons (2011, '13-14) at Regina, redshirting in 2012...Appeared in 20 games, posting 56 tackles (44 solo), a sack and two tackles for loss...Added 11 passes defended and two fumble recoveries...Returned 20 kickoffs for 423 yards (21.2 avg.)...Totalled 42 punt returns for 440 yards (10.5 avg.)...Ended his career as the school's all-time leader in kickoff return average and No. 2 in punt return average...Had a 75-yard punt return as a junior, which was the fourth-longest in school history...Also as a junior, recorded the fifth-longest kickoff return in program annals with a 71-yarder.

PERSONAL: Given name Te Vaughn Shaquale Campbell...Nickname is 'TC'...First name is pronounced tuh-VAUGHN...Born in Toronto, Ontario, Canada...Has a son...Competed with the Canada national rugby sevens team during the 2017 World Rugby Sevens Series during stops in New Zealand, Las Vegas, Vancouver, Hong Kong and Singapore...At the University of Regina, he won the 60-meter dash in the 2016 Canadian University Track & Field Championships with a time of 6.67 seconds...Donated all the proceeds from a college entrepreneurship project to charity...Worked as an auto mechanic at a body shop in college...Enjoys drawing in his leisure...Earned a degree in entrepreneurship from Regina...**High School:** Graduated from Sir Wilfrid Laurier Collegiate Institute in Toronto, Ontario, Canada...Played soccer and ran track & field in his prep career...Ran the 100-meter dash and the 4x100-meter relay...Spent the first three years of high school at Jean Vanier Catholic High in Toronto.

TEVAUGHN CAMPBELL NFL STATISTICS

Year	Team	GP	GS	- Tackles -			Yds	TFL	- Interceptions -				- Fumbles -				
				Total	Solo	Asst			Sacks	No.	Yds	Lg	TD	PD	FF	FR	Yds
2020	Los Angeles Chargers	.14	4	19	14	5	0.0	0	0	1	6	6t	1	3	1	0	0
NFL Totals		14	4	19	14	5	0.0	0	0	1	6	6t	1	3	1	0	0

CAREER TRANSACTIONS

2019 Signed by New York Jets to Reserve/Future contract, Jan. 4...Waived by Jets, Aug. 31...Signed by Los Angeles Chargers to practice squad, Sept. 11...Signed to active roster, Oct. 29...Waived by Chargers, Nov. 2...Signed by Chargers to practice squad, Nov. 5...Signed to active roster, Nov. 26...Waived by Chargers, Dec. 9...Signed by Chargers to practice squad, Dec. 11...Re-signed by Chargers to Reserve/Future contract, Dec. 30.



JARED COOK ⚡ 87

TIGHT END | SOUTH CAROLINA

6-5 | 254 lbs | SUWANEE, GA.

UFA (NO) — 2021

EXPERIENCE: 13TH NFL SEASON

1ST YEAR WITH CHARGERS

CAREER HIGHLIGHTS

- ▶ *Entering his 13th NFL season, the two-time Pro Bowl selection (2018, 2019) has appeared in 178 games with 89 starts, totaling 505 receptions for 6,673 and 41 touchdowns since being selected by Tennessee in the third round of the 2009 NFL Draft.*
- ▶ *Since 2019, his 22 touchdown catches rank tied as the second-most by any tight end in the NFL.*
- ▶ *Named to his second Pro Bowl in 2019 after leading all qualifying NFL tight ends with an average of 16.4 yards per catch and ranking second in the league with his career-high nine touchdowns.*
- ▶ *In 2018 with the Raiders, was named the team's recipient of the Ed Block Courage Award, after posting a career-best 68 catches for 896 yards receiving and earning his first career Pro Bowl nod.*
- ▶ *In the 2016 playoffs, set Packers franchise records for most catches (18) and receiving yards (299) in a single postseason, also securing a 35-yard sideline grab with less than 10 seconds remaining in regulation to help set up Green Bay's game-winning field goal as time expired to upset top-seeded Dallas in the NFC Divisional Round.*

2020: Appeared in 15 games, starting six...Led New Orleans with a team-high seven touchdown catches, which ranked tied as the third-most among NFC tight ends...Hauled in 37 receptions for 504 yards (13.6 avg.) on the season...Received the starting nod in both playoff bouts...**vs. Tampa Bay (Sept. 13):** Opened the season with a team-high 80 receiving yards on five catches (16.0 avg.), including a 46-yard fourth-quarter reception to help set up a Saints touchdown...**at Las Vegas (Sept. 21):** Notched his first receiving touchdown of the season, a six-yard score from QB Drew Brees near the end of the second quarter...**at Detroit (Oct. 4):** Inactive (groin)...**vs. L.A. Chargers (Oct. 12):** Posted two receptions for 52 yards (26.0 avg.), including a 41-yard touchdown grab...**vs. Carolina (Oct. 25):** Started at tight end and registered three grabs

HONORS AND AWARDS

2019: 2020 NFL Pro Bowl Selection (Second)

2018: 2019 NFL Pro Bowl Selection (First)

Ed Block Courage Award recipient

for 32 yards (10.7 avg.), notching his second touchdown in as many games...The receiving score marked the fourth time in his Saints tenure (since 2019) that he hauled in a touchdown catch in back-to-back contests...**at Chicago (Nov. 1):** Totaled five catches for 51 yards (10.2 avg.) and one touchdown, marking his third-straight game with a touchdown catch...The stretch matched his 2018 mark (Weeks 11-13) of also three-straight games with a touchdown grab...**at Philadelphia (Dec. 13):** Caught three passes for 37 yard (12.3 avg.) and one touchdown, marking his sixth receiving score of the season...On the receiving end of QB Taysom Hill's fourth-quarter 20-yard touchdown pass to put the Saints ahead with less than two minutes remaining in the game, leading to New Orleans' 11th win of the season...**vs. Minnesota (Dec. 25):** On Christmas Day, posted three catches for 82 yards (27.3 avg.), including a 44-yard long...On his 19-yard catch in the second quarter, became the 19th tight end in NFL history to hit 500 career receptions...**at Carolina (Jan. 3):** Closed out the season with four receptions for 43 yards (10.8 avg.) and his team-leading seventh receiving score, becoming the second tight end in Saints history to record at least seven receiving touchdowns in a single season...**vs. Chicago (NFC Wild Card, Jan. 10):** Started at tight end and caught four passes for 40 yards (10.0 avg.), with two accounting for first downs...**vs. Tampa Bay (NFC Divisional, Jan. 17):** Started at tight end and posted five receptions for 29 yards (5.6 avg.), marking his fifth outing with five-plus receptions in six postseason appearances.

2019: Appeared in 14 games, starting seven, in his first season with New Orleans...Registered a career-best mark of 16.4 yards per catch, leading all NFL tight ends...Totaled 43 catches for 705 yards (16.4 avg.) and a career-high nine touchdowns on the year...Posted seven catches of 25-plus yards - the second-most by any tight end in the NFL...Helped New Orleans finish the season 13-3 and win the NFC South Division...Inactive for Weeks 7 and 8 (ankle)...

vs. Houston (Sept. 9): In the season opener, recorded two catches for 37 yards (18.5 avg.) with both receptions going for first downs...**vs. Tampa Bay (Oct. 6):** Started at tight end and recorded a then-season-high four catches for 41 yards (10.3 avg.) and his first touchdown of the season...The nine-yard touchdown from QB Teddy Bridgewater gave the Saints a lead going into halftime, one that New Orleans would not relinquish...**at Jacksonville (Oct. 13):** Caught his second touchdown in as many games, recording three catches for 37 yards (12.3 avg.) and a four-yard score on the day...**at Chicago (Oct. 20):** Inactive (ankle)...**vs. Atlanta (Nov. 10):** Returned to the lineup in Week 9 against the division-rival Falcons, catching a then-season-best six passes for 74 yards (12.3 avg.) with a 22-yard long and four of his receptions going for first downs...**vs. Carolina (Nov. 24):** Starting at tight end, registered a season-high 99 yards on six catches (16.5 avg.) and a touchdown...His 20-yard touchdown catch from Drew Brees helped extend New Orleans' lead, one that they would not lose in the win over the Panthers...**vs. San Francisco (Dec. 8):** Took each of his two receptions to the endzone, as his two touchdowns catches totaled 64 yards and marked his fourth-career multi-touchdown game...**at Tennessee (Dec. 22):** Two weeks later, recorded three catches for 84 yards (28.0 avg.) as his logged his second multi-touchdown game of the season...Hauled in a 61-yard touchdown pass from Drew Brees near the end of the second quarter, helping to narrow Tennessee's lead...**at Carolina (Dec. 29):** In the season finale, posted two catches for 44 yards (22.0 avg.) and a touchdown, taking his season total to a career-high nine receiving scores...**vs. Minnesota (NFC Wild Card, Jan. 5):** Registered five catches for 54 yards (10.8 avg.) in the postseason loss to the Vikings...**Accolades:** Pro Bowl selection.

2018: Appeared in all 16 games, starting 14, for the Raiders...Earned his first Pro Bowl selection after posting career-best receiving figures, registering 68 receptions for 896 yards (13.2 avg.) and six touchdowns...Converted 46 of his 68 receptions for either first downs or touchdowns...Ranked top-five among NFL tight ends in receptions, receiving yards, receiving average, receiving touchdowns, receptions of 25-plus yards and first-downs receiving...**vs. L.A. Rams (Sept. 10):** In the season opener, set the franchise record for most receiving yards in a single game by a Raiders tight end in club history, registering 180 yards on nine receptions (20.0 avg.) with a long of 45 yards and seven catches going for first downs...Set a new career-high single-game mark with his 180 yards receiving, while matching his single-game career superlative in receptions (nine)...**vs. Cleveland (Sept. 30):** Started at tight end in Oakland's overtime win over the Browns...On the receiving end of eight passes for 110 yards (13.8 avg.) and two touchdowns, marking his third career multi-touchdown game...Set a new career-high with 13 targets...Both touchdown receptions occurred in the second half, with the latter occurring with under a minute remaining in regulation to help

take the game into overtime...**vs. Indianapolis (Oct. 28):** Amassed four catches for 74 yards (18.5 avg.) and one touchdown...**at Arizona (Nov. 18):** Logged three receptions for 31 yards (10.3) with a 23-yard receiving score...**vs. Kansas City (Dec. 2):** Registered seven catches for 100 yards (14.3 avg.) and one touchdown, marking his third 100-yard outing of the season and reaching his third-straight game with a receiving score...Garnered his first-career three-game receiving touchdown streak...**vs. Pittsburgh (Dec. 9):** Recorded 116 yards on seven catches to register his second-straight game with over 100 yards receiving, marking the second time in his career that he posted back-to-back games of going over the century mark receiving...**Accolades:** Pro Bowl selection...Ed Block Courage Award recipient.

2017: Started all 16 games at tight end for the first time in his career...Caught 54 passes for 688 yards (12.7 avg.) and two touchdowns in his first season with the Raiders...Led Oakland with 688 yards receiving and ranked second on the team with his two receiving touchdowns...Ranked fourth in the NFL and second in the NFC among tight ends with his mark of 12.7 yards per catch...**at Tennessee (Sept. 10):** Opened the season with five catches for 56 yards (11.2 avg.) in his Raiders debut...**at Washington (Sept. 24):** Recorded his first receiving score as a member of the Raiders, finding the endzone on a 21-yard passing score from QB Derek Carr in the third quarter...Finished the day with four receptions for 43 yards (10.8 avg.)...**vs. Kansas City (Oct. 19):** Tallied six catches, with all six grabs going for first downs, for 107 yards (17.8 avg.) to register his first 100-yard receiving outing as a member of the Raiders...Hauled in a 28-yard pass from Derek Carr, taking the Raiders down to Kansas City's one-yard line with seven seconds remaining in regulation, setting up the game-winning score...**at Miami (Nov. 5):** Hit season-best receiving marks with eight receptions for 126 yards (15.8 avg.) in Oakland's road win over Miami...Oh his 126 receiving yards, 113 occurred in the first half, helping the Raiders take a lead into the intermission, one that they would not relinquish...**at Kansas City (Dec. 10):** Led the Raiders with 75 yards receiving, hitting the total on five receptions (15.0 avg.), along with a fourth-quarter 29-yard touchdown...Converted four of his five catches for either first downs or a touchdown...**at L.A. Chargers (Dec. 31):** Closed out the regular season with three catches for 35 yards (11.7 avg.).

2016: Played in 10 games, starting five, for the Packers...Registered 30 catches for 377 yards (12.6 avg.) and a touchdown in his 10 appearances...Started all three of Green Bay's postseason bouts at tight end...Helped the Packers post an 8-2 record in games in which he played...Missed each game from Week 5 through Week 10 (ankle)...In his three postseason appearances, led Green Bay with 18 receptions for 299 yards (12.7 avg.), the highest figures by a Packers tight end in a season postseason in

club annals...**at Jacksonville (Sept. 11):** Started the season opener, posting a seven-yard catch in his Packers debut...**at Minnesota (Sept. 18):** Started at tight end and logged four catches for 31 yards (7.8 avg.)...Landed on a Packers fumble in the third quarter, helping Green Bay retain possession...**vs. N.Y. Giants (Oct. 9):** Inactive (ankle)...**at Washington (Nov. 20):** Returned to the Packers lineup, setting season-high marks with six receptions for 105 yards (17.5 avg.) and a touchdown...Five of his six catches either moved the chains or went for a score...**at Chicago (Dec. 18):** Matched season-best figure with six catches for 85 yards (14.2 avg.) with four first-down grabs...**vs. N.Y. Giants (NFC Wild Card, Jan. 8):** In his postseason debut, logged five catches for 48 yards (9.6 avg.)...**at Dallas (NFC Divisional, Jan. 15):** Started at tight end, his first playoff starting nod, and led the Packers with 103 receiving yards on six catches (17.2) with a touchdown...In the waning seconds, tipped the sideline and hauled in a 35-yard pass from QB Aaron Rodgers to set up Green Bay's game-winning, 51-yard field goal to upset the top-seeded Cowboys and advance to the NFC Championship Game...Became just the second tight end in franchise history post a 100-yard receiving performance in the postseason...**at Atlanta (NFC Championship, Jan. 22):** Led the Packers with seven receptions for 78 yards (11.1 avg.) and one touchdown...Six of his seven grabs either went for a score or a first down.

2015: Started 12 of 16 games played for St. Louis...Ranked second on the Rams in both receptions (39) and receiving yards (481), marking an average of 12.3 yards per catch...**vs. Seattle (Sept. 13):** Opened the season with a team-best five catches for 85 yards (17.0 avg.), as three of his five grabs moved the chains for St. Louis...Set season-best receiving accolades in Week 1, helping the Rams defeat the Seahawks in overtime...**at Washington (Sept. 20):** The following week, started at tight end and matched his Week 1 reception output, logging five catches for 47 yards (9.4 avg.)...**vs. San Francisco (Nov. 1):** Hauled in two passes for 57 yards (28.5 avg.), including a season-long 49-yard grab...**vs. Tampa Bay (Dec. 17):** Notched four catches 64 yards (16.0 avg.) with a long of 25 yards with three of his grabs going for first downs.

2014: Started six of his 16 appearances at tight end...Corralled a then-career-high 52 passes for 634 yards (12.2 avg.) and three touchdowns...His 52 receptions ranked as the third-most all-time by a tight end in Rams history...Ranked sixth among all NFL tight ends with his 12.2-yard receiving average...**vs. Dallas (Sept. 21):** Led the Rams with seven catches for 75 yards (10.7 avg.), accounting for four first downs through the air...**vs. San Francisco (Nov. 13):** Paced St. Louis with 74 yards receiving on four catches (18.4 avg.)...**at Arizona (Nov. 9):** Recorded first receiving touchdown of the season, connecting with QB Austin Davis on a 59-yard touchdown catch late in the first half...The 84-yard performance

marked his highest receiving output of the season...**at Washington (Dec. 7):** Amassed two receiving touchdowns, matching his single-game career-best accolade, as part of a four-catch, 61-yard (15.3 avg.) effort at Washington. **2013:** In his first season with St. Louis, started 13 games at tight end, appearing in all 16 regular season contests...Registered 51 receptions for a then-career-high 671 yards (13.2 avg.) and a then-single-season best five receiving scores...Set the Rams' then-franchise record for most receiving yards by a tight end (671), becoming the first tight end to eclipse 650 yards in a single season since 1983...**vs. Arizona (Sept. 8):** In his Rams debut, totaled a club-record 141 yards on six receptions (20.1 avg.), leading St. Louis to a season-opening win over the Cardinals...Hauled in two touchdowns, marking the first multi-touchdown outing of his NFL tenure...**at Houston (Oct. 13):** Caught two passes for 45 yards (22.5 avg.) with a long of 34 yards, collecting first downs on each reception...**vs. Tennessee (Nov. 3):** Was on the receiving end of three passes for 36 yards (12.0 avg.) and a touchdown in a start against his former team...**vs. Chicago (Nov. 24):** Paced St. Louis' receiving corps with a team-best 80 yards receiving on four catches (20.0 avg.) and a touchdown...**at Seattle (Dec. 29):** Registered five catches for 30 yards (6.0 avg.) and touchdown, marking his career-high fifth receiving score of the season.

2012: Appeared in 13 games with five starts for Tennessee...Ranked fourth on the Titans in both receptions (44) and receiving yards (523), tying for the team lead with his four receiving touchdowns despite missing the final three games of the regular season slate...Spent the final three weeks on Reserve/Injured (shoulder)...**vs. New England (Sept. 9):** Kicked off the season with a four catches for a team-high 64 yards (16.0 avg.)...**vs. Detroit (Sept. 23):** Started at tight end and posted four receptions for 77 yards (19.3 avg.), highlighted by a season-long 61-yard touchdown grab on a catch-and-run in the second quarter, helping propel Tennessee to the team's first win of the 2012 season...**vs. Pittsburgh (Oct. 11):** Caught four passes for 54 yards (13.5 avg.)...Was on the receiving end of a 25-yard pass from QB Matt Hasselbeck with 32 seconds remaining in regulation to set up a K Rob Bironas game-winning field goal...**at Jacksonville (Nov. 25):** Led the Titans with a season-high six receptions for 47 yards (7.8 avg.)...**at Indianapolis (Dec. 9):** Registered three grabs for 20 yards (6.7 avg.), including a 18-yard touchdown catch, in his final outing of the season.

2011: Appeared in all 16, starting five...Ranked second in the NFL among tight ends with his 15.5-yard receiving average, totaling 49 catches for 759 yards and three touchdowns on the year...His 759 yards receiving were the second-most by any tight end in Titans history for a single season...Became the first tight end to record multiple 100-yard receiving performances in a single season

in club annals (Weeks 15, 16)...**at Cleveland (Oct. 2):** Caught two passes for a team-best 93 yards (46.5 avg.), highlighted by a career-long 80-yard catch-and-run touchdown...The 80-yard score registered as the longest receiving touchdown by any tight end in the NFL in 2011...**at Atlanta (Nov. 20):** Posted five receptions for 51 yards (10.2) on the day, including a 22-yard grab on a fourth-and-17 in the fourth quarter...**at Indianapolis (Dec. 18):** Paced the Titans with a career-high nine receptions - a mark that stands today - for 103 yards (11.4 avg.)...Hit the century mark for the first time in his career, becoming the first Titans tight end to register over 100 yards receiving in a single game since 2001...**vs. Jacksonville (Dec. 24):** One week later, set the franchise's single-game record for most receiving yards by a tight end, after accounting for 169 yards on eight receptions (21.1 avg.) and a touchdown...His 169-yard performance ultimately registered as the most receiving yards by a tight end in a single game in 2011.

2010: Saw action in all 16 games, logging one start at tight end...Totaled 29 catches for 361 yards (12.4 avg.) and one touchdown in his second season with Tennessee...Amassed a career-best seven special teams tackles...**at Houston (Nov. 26):** Matched the team lead with four catches for 40 yards (10.0 avg.) with a long reception of 23 yards...**vs. Houston (Dec. 19):** Started at tight end, his first career NFL starting nod, and posted three receptions for 42 yards (14.0 avg.) in a win over the Texans...**at Kansas City (Dec. 26):** Led the Titans with a career-high 96 yards on five grabs (19.2 avg.), hauling in his first career touchdown on a 22-yard grab from QB Kerry Collins in the third quarter...Converted every reception either to a score or a first down...**at Indianapolis (Jan. 2):** Closed out the season with a team-high, and then-career-best, seven catches for 58 yards (8.3 avg.).

2009: Saw action in 14 games as a rookie for Tennessee after being selected in the third round of the 2009 NFL Draft...Totaled nine receptions for 74 yards (8.2 avg.) in his first NFL season...**at Pittsburgh (Sept. 10):** Inactive...**vs. Houston (Sept. 20):** Made his NFL debut...On the receiving end of two targets...**at Jacksonville (Oct. 4):** Registered his first career receptions, amassing two catches for 11 yards (5.5 avg.), both on Tennessee's opening drive of

the second half and the latter going for a first down...**vs. Indianapolis (Oct. 11):** One week later, logged a season-high three catches for 27 yards (9.0 avg.) with a long of 11 yards...**vs. Arizona (Nov. 29):** Hauled in two passes for 29 yards (14.5 avg.) with a long of 17 yards and each grab registering as first downs.

COLLEGE: Appeared in 37 games, starting 14, over three seasons (2006-08) at South Carolina...Registered 73 catches for 1,107 yards (15.2 avg.) and seven touchdowns for the Gamecocks...Split time between tight end and wide receiver as a freshman in 2006, before shifting to tight end on a full-time basis in 2007...Appeared in 13 games with 11 starts as a junior in 2008, ranking second on the team with a career-high 37 catches for a career-best 573 yards (15.5 avg.) and three touchdowns...Earned first-team All-Southeastern Conference recognition from the league's coaches and second-team honors from *The Associated Press* following the season...Named one of eight Mackey Award semifinalists, which is given annually to the nation's top collegiate tight end...Made the permanent move to tight end and played in 12 games with three starts as a sophomore in 2007...Totaled with 30 catches for 421 (14.1 avg.) yards and three touchdowns...Ranked second on the team with his 421 receiving yards and paced the Gamecocks with his 14.1-yard average...Posted 50-plus receiving yards in four games in 2007...Saw action at tight end and wide receiver in 12 games as a freshman in 2006...Caught six passes for 113 yards (18.8 avg.) and a touchdown...Four of his six receptions went for 20-plus yards.

PERSONAL: Given name Jared Alan Cook...Born in Birmingham, Ala. Graduated from South Carolina with a bachelor's degree in retail...**High School:** Attended North Gwinnet High School (Ga.)...Earned first-team All-State honors from the *Atlanta Journal-Constitution* following his senior season...Played wide receiver and free safety for North Gwinnet, registering 32 catches for 800 yards and 10 touchdowns offensively as a senior...Also played basketball and received all-state and all-conference acknowledgement...Brother, Jason, was a four-year letter-winning fullback at Mississippi (2005-08) and signed with the Baltimore Ravens as an undrafted free agent in 2009.

JARED COOK NFL STATISTICS

Year	Team	GP	GS	– Receiving –				Att	– Rushing –				Scrimmage Yards	
				No.	Yds	Avg.	Lg		TD	Yds	Avg.	Lg		TD
2009	Tennessee	14	0	9	74	8.2	17	0	0	0	–	–	0	74
2010	Tennessee	16	1	29	361	12.4	36	1	0	0	–	–	0	361
2011	Tennessee	16	5	49	759	15.5	80t	3	0	0	–	–	0	759
2012	Tennessee	13	5	44	523	11.9	61t	4	0	0	–	–	0	523
2013	St. Louis	16	13	51	671	13.2	47	5	0	0	–	–	0	671
2014	St. Louis	16	6	52	634	12.2	59t	3	1	0	0.0	0	0	634
2015	St. Louis	16	12	39	481	12.3	49	0	0	0	–	–	0	481
2016	Green Bay	10	5	30	377	12.6	47	1	0	0	–	–	0	377
2017	Oakland	16	16	54	688	12.7	35	2	0	0	–	–	0	688
2018	Oakland	16	14	68	896	13.2	45	6	0	0	–	–	0	896
2019	New Orleans	14	7	43	705	16.4	61t	9	0	0	–	–	0	705
2020	New Orleans	15	5	37	504	13.6	46	7	0	0	–	–	0	504
NFL Totals		178	89	505	6,673	13.2	80t	41	1	0	0.0	0	0	6,673

Year	Team	– Kickoff Returns –					– Punt Returns –				– All-Purpose –		
		No.	Yds	Avg.	Lg	TD	No.	FC	Yds	Avg.	Lg	TD	Yards
2009	Tennessee	0	–	–	0	0	0	0	0	–	–	0	0
2010	Tennessee	1	3	3.0	3	0	0	0	0	–	–	0	3
2011	Tennessee	0	0	–	–	0	0	0	0	–	–	0	0
2012	Tennessee	0	0	–	–	0	0	0	0	–	–	0	0
2013	St. Louis	0	0	–	–	0	0	0	0	–	–	0	0
2014	St. Louis	0	0	–	–	0	0	0	0	–	–	0	0
2015	St. Louis	0	0	–	–	0	0	0	0	–	–	0	0
2016	Green Bay	0	0	–	–	0	0	0	0	–	–	0	0
2017	Oakland	0	0	–	–	0	0	0	0	–	–	0	0
2018	Oakland	0	0	–	–	0	0	0	0	–	–	0	0
2019	New Orleans	0	0	–	–	0	0	0	0	–	–	0	0
2020	New Orleans	0	0	–	–	0	0	0	0	–	–	0	0
NFL Totals		1	3	3.0	3	0	0	0	0	–	–	0	3

POSTSEASON		GP	GS	– Receiving –				Att	– Rushing –				Scrimmage Yards	
Year	Team			No.	Yds	Avg.	Lg		TD	Yds	Avg.	Lg		TD
2016	Green Bay	3	3	18	229	12.7	35	2	0	0	–	–	0	229
2019	New Orleans	1	0	5	54	10.8	14	0	0	0	–	–	0	54
2020	New Orleans	2	2	9	68	7.6	12	0	0	0	–	–	0	68
Postseason Totals		6	5	32	351	11.0	35	2	0	0	–	–	0	351

CAREER TRANSACTIONS

- 2009** Selected by Tennessee Titans in the third round (89th overall) of NFL Draft, April 25... Signed rookie contract, July 14.
- 2013** Signed by St. Louis Rams as unrestricted free agent, March 13.
- 2016** Released by Los Angeles Rams, Feb. 19... Signed by Green Bay Packers as free agent, March 28.
- 2017** Signed by Oakland Raiders as unrestricted free agent, March 16.
- 2019** Signed by New Orleans Saints as unrestricted free agent, March 26.
- 2021** Signed by Los Angeles Chargers as unrestricted free agent, March 23.



CHRISTIAN COVINGTON ⚡ 95

DEFENSIVE LINE | RICE

6-2 | 300 lbs | VANCOUVER, B.C., CANADA

FREE AGENT — 2021

EXPERIENCE: 7TH NFL SEASON

1ST YEAR WITH CHARGERS

CAREER HIGHLIGHTS

- ▶ Has appeared in 82 games since entering the league in 2014, amassing 132 tackles (73 solo), 8.5 sacks, 15 tackles for loss, two passes defended and one forced fumble.
- ▶ In 2018 with Houston, set a career-best mark with 3.5 sacks as the Texans won the AFC South Division.
- ▶ Last season with Cincinnati, started 14 of his 16 games played and totaled 39 tackles, both career-best figures.
- ▶ Registered 115 tackles (73 solo), 11.5 sacks and 22 tackles for loss over just 33 games played in three seasons at Rice (2012-14). Prior to his injury-shortened 2014 season, the Vancouver, British Columbia native was named a first-team All-Conference USA selection by the league's coaches after leading the conference with his team-high 11.5 tackles for loss, along with four sacks and two blocked kicks on special teams.
- ▶ Is one of five Canadian-born players on the Bolts roster entering the 2021 season.

2020: Started a career-best 14 games, appearing in all 16 contests, for the Cincinnati Bengals... Spent training camp with the Dallas Cowboys, before being traded to Cincinnati prior to Week 1...Accounted for 39 tackles (14 solo) on the season...**at Cleveland (Sept. 17):** In his first start as a member of the Bengals, totaled three tackles (one solo) on *Thursday Night Football*...**vs. Jacksonville (Oct. 4):** Logged his second start of the season, the first of 13-straight starting nods to close out the year, and finished the game with four tackles (one solo) in Cincinnati's first win of the season...**vs. Tennessee (Nov. 1):** Started and helped the Bengals secure their second win of the season...Registered a then-season-best five tackles (three solo), matching a single-game career-high mark...**vs. N.Y. Giants (Nov. 29):** Posted four tackles (two solo)...**vs. Baltimore (Jan. 3):** Closed out the season with a career-high six tackles one solo) against the division-rival Ravens.

2019: Started six out of his 16 games played with Dallas, totaling a career-high 28 tackles (20 solo), one sack and one pass defended...**vs. N.Y. Giants (Sept. 8):** Opened the season with two solo stops in a win over the division-rival Giants... **vs. Miami (Sept. 22):** Received his first starting nod as a member of the Cowboys, amassing three tackles (two solo) and one pass defended in Dallas' third-straight win to begin the season... Early in the fourth quarter, batted down a QB Josh Rosen pass at the line of scrimmage, marking his first pass defended since the 2017 season...**vs. Green Bay (Oct. 6):** Secured two tackles for loss, finishing the day with three solo stops...Dropped Packers RB Tra Carson twice behind the line of scrimmage, marking his second multi-tackle for loss outing in as many seasons...**at New England (Nov. 24):** Recorded four tackles (three solo) against the defending Super Bowl champions...**vs. Buffalo (Nov. 28):** Secured his first sack of the 2019 campaign, corralling QB Josh Allen for a loss of four yards in the second quarter...Finished the game with four tackles (two solo)...**vs. Washington (Dec. 29):** Received the starting nod, closing out the season with four solo stops.

2018: Appeared in 12 games, starting two... Finished the season with 15 total tackles (eight solo), a career-high 3.5 sacks and four tackles for loss...Contributed on defense and special teams in Houston's Wild Card Round matchup against Indianapolis...Inactive for four contests...**at New England (Sept. 9):** Started the season opener and finished the game with one tackle...**at Tennessee (Sept. 16):** Inactive (thigh, knee)...**at Indianapolis (Sept. 30):** Inactive (healthy scratch)...**at Jacksonville (Oct. 21):** Returned to the lineup and posted one tackle in a reserve role...**vs. Miami (Oct. 25):** Talled two tackles in a winning effort...**at Denver (Nov. 4):** Dropped RB Phillip Lindsay behind the scrimmage for a one-yard loss, registering his first tackle for loss of the season...**vs. Tennessee (Nov. 26):** Posted a career day, totaling four tackles (three solo), two of which registered as tackles for loss, including a career-high 2.5 sacks...Early in the second quarter on a third-and-nine, dropped QB Marcus Mariota for an eight-yard loss, forcing a Titans punt...The next series on second-and-21,

partnered with DE J.J. Watt to again take down Mariota, splitting the drop for a loss of eight yards...Capped the day with another sack of Mariota, dropping the signal-caller for the third time of the day and helping Houston secure a victory over the division-rival Titans and win their eighth-straight game...**vs. Indianapolis (Dec. 9):** On Indianapolis' first possession of the fourth quarter, sacked QB Andrew Luck for a loss of five yards on third-and-10 to force a Colts punt...**at Philadelphia (Dec. 23):** In Week 16, notched two tackles (one solo)...On Philadelphia's opening drive of the game, partnered with DE Jadeveon Clowney to drop RB Darren Sproles for a loss of one yard on second-and-10, forcing the Eagles face third-and-11.

2017: Played in seven games before being placed on Reserve/Injured following Week 8 (biceps)...Over his seven appearances, compiled 16 tackles (10 solo), one sack and one forced fumble...**at Cincinnati (Sept. 14):** Secured three tackles (one solo) in Houston's first win of the season...**at New England (Sept. 24):** Accounted for three solo tackles and one sack, which coincided with his first career forced fumble in a road contest against the defending AFC champions...Late in the third quarter, dropped QB Tom Brady for a loss of 12 yards, jarring loose ball and forcing a fumble, one that the Patriots would land on to retain possession...The second-down sack brought up third-and-21 for New England, following by a punt on the following play...**vs. Tennessee (Oct. 1):** Posted two tackles (one solo) in a winning effort over the division-rival Titans...**vs. Cleveland (Oct. 15):** Notched his first start of the season, recording two tackles (one solo), including one tackle for loss...**at Seattle (Oct. 29):** Registered one solo tackle and one quarterback hit in Houston's first game following their bye.

2016: Appeared in all 16 games for the first time in his career, starting five for the AFC South Division-champion Texans...Also saw action in each of Houston's two playoff games...Recorded 26 tackles (16 solo), one sack, two tackles for loss and one pass defended...**at New England (Sept. 22):** Logged two tackles, contributing on a run-stuff of RB LeGarrette Blount for a loss of two yards...**vs. Tennessee (Oct. 2):** Made his first career NFL start, securing one solo tackle...**at Minnesota (Oct. 9):** Posted his second-straight starting nod, finishing the game with a then-career-high five tackles (three solo), including his first career tackle for loss...Late in the first quarter, dropped RB Jerick McKinnon for a loss of three yards, marking his first career solo tackle behind the line of scrimmage...**at Jacksonville (Nov. 13):** Notched three solo stops in a road win over the division-rival Jaguars...**at Green Bay (Dec. 4):** Started at defensive end and made one solo stop...Also registered his first-career quarterback hit, knocking down QB

Aaron Rodgers...**at Tennessee (Jan. 1):** Closed out the regular season by matching his career-high mark of five tackles (four solo), while tallying his first sack of the season and the first pass defended of his career...On third-and-three of game's opening possession, batted down a pass attempt of QB Matt Cassel at the line of scrimmage to secure his first career pass defended...On a fourth-quarter third-and-15, dropped Cassel for a loss of two yards, marking the first quarterback sack of his second NFL season...**vs. Oakland (AFC Wild card, Jan. 7):** Secured one solo tackle in Houston's wild-card win over the Raiders...**at New England (AFC Divisional, Jan. 14):** Finished the divisional-round contest with one tackle, while also posting two quarterback hits of QB Tom Brady.

2015: Saw action in 15 games as a rookie, compiling eight tackles (five solo), two sacks and four tackles for loss...Also contributed on defense in Houston's playoff game...Made his NFL debut in Week 1 against Kansas City, capping the season with two tackles against the same Chiefs in the AFC Wild Card Round...Missed Week 15 due to injury (shoulder)...**vs. Tampa Bay (Sept. 27):** Recorded his first career NFL tackle, partnering with DE J.J. Watt to drop RB Charles Sims for a loss of four yards, logging the first tackle for loss of his career...**vs. Indianapolis (Oct. 8):** On Indianapolis' first fourth-quarter series, corralled RB Frank Gore for a loss of one yard, registering the second tackle for loss of his rookie season...**at Cincinnati (Nov. 16):** Recorded his first career sack, finishing the day with two solo tackles in a win over the Bengals...In the third quarter, brought down QB Andy Dalton for a loss of six yards to secure his first career quarterback sack...**at Indianapolis (Dec. 2):** Inactive (shoulder)...**vs. Jacksonville (Jan. 3):** Closed out the regular season with one sack...One the final play of the game, chased down and brought down QB Blake Bortles for a loss of 18 yards on the final play from scrimmage...**vs. Kansas City (AFC Wild Card, Jan. 9):** In his first career postseason appearance, registered two tackles in Houston's loss to the Chiefs.

COLLEGE: Appeared in 33 games over three seasons of action at Rice (2012-14)...Declared for the draft following his injury-shortened 2014 campaign, later becoming the first Rice defensive lineman selected in an NFL draft since Clenzie Pierson in 1983...Posted 17 tackles (nine solo) and 2.5 sacks prior to sustaining a season-ending knee injury in 2014...As a redshirt sophomore in 2013, was a first-team All-Conference-USA selection by the league's coaches after leading the Owls with a career-high 11.5 tackles for loss, including four sacks...Registered 43 tackles (25 solo), eight tackles for loss, five sacks and one forced fumble as a redshirt freshman in 2012, leading all of the conference's freshmen, and ranking second nationally among all first-year players, with his five sacks.

PERSONAL: Given name Christian Covington... Born in Vancouver, British Columbia...Father, Grover, is the Canadian Football League's all-time leader in career sacks (157.0) and is a member of the Canadian Football Hall of Fame...
High School: Attended Vancouver College Prep (British Columbia)...Named Provincial

Defensive MVP after leading the Fighting Irish to the Provincial Championship...Amassed 276 tackles and 38 sacks over his high school career, ranking as the top prep defensive lineman in Canada...Was credited with four tackles in the 2010 National Underclassmen Combine All World Gridiron Classic in Charleston, S.C.

CHRISTIAN COVINGTON NFL STATISTICS

Year	Team	GP	GS	— Tackles —					Yds	TFL	— Interceptions —					— Fumbles —		
				Total	Solo	Asst	Sacks				No.	Yds	Lg	TD	PD	FF	FR	Yds
2015	Houston	15	0	8	5	3	2.0	24	4	0	0	—	0	0	0	0	0	0
2016	Houston	16	5	26	16	10	1.0	2	2	0	0	—	0	1	0	0	0	
2017	Houston	7	2	16	10	6	1.0	12	1	0	0	—	0	0	1	0	0	
2018	Houston	12	2	15	8	7	3.5	21	4	0	0	—	0	0	0	0	0	
2019	Dallas	16	6	28	20	8	1.0	4	4	0	0	—	0	1	0	0	0	
2020	Cincinnati	16	14	39	14	25	0.0	0	0	0	0	—	0	0	0	0	0	
NFL Totals		82	29	132	73	59	8.5	63	15	0	0	—	0	2	1	0	0	
POSTSEASON		GP	GS	— Tackles —					Yds	TFL	— Interceptions —					— Fumbles —		
Year	Team			Total	Solo	Asst	Sacks				No.	Yds	Lg	TD	PD	FF	FR	Yds
2015	Houston	1	0	2	0	2	0.0	0	0	0	0	—	0	0	0	0	0	
2016	Houston	2	0	2	1	1	0.0	0	0	0	0	—	0	0	0	0	0	
2018	Houston	1	0	0	0	0	0.0	0	0	0	0	—	0	0	0	0	0	
Postseason Totals		4	0	4	1	3	0.0	0	0	0	0	—	0	0	0	0	0	

CAREER TRANSACTIONS

- 2016** Selected by Houston Texans in the sixth round (216th overall) of NFL Draft, April 30... Signed rookie contract, May 12.
- 2019** Signed by Dallas Cowboys as unrestricted free agent, March 14.
- 2020** Signed by Denver Broncos as unrestricted free agent, April 28...Traded to Cincinnati Bengals, Sept. 4.
- 2021** Signed by Los Angeles Chargers as unrestricted free agent, May 5.



CHASE DANIEL ⚡ 7

QUARTERBACK | MISSOURI

6-0 | 229 lbs | SOUTHLAKE, TEXAS

FREE AGENT — 2021

EXPERIENCE: 12TH NFL SEASON

1ST YEAR WITH CHARGERS

CAREER HIGHLIGHTS

- ▶ Enters his 12th NFL season in 2021, having played in 69 career games with five starting nods, and has completed 178-of-261 career attempts for 1,694 yards and eight touchdowns over 11 seasons of action with the New Orleans Saints (2010-12), Kansas City Chiefs (2013-15), Philadelphia Eagles (2016), Chicago Bears (2018-19) and Detroit Lions (2020).
- ▶ Logged two starts in 2018 with Chicago, helping the Bears capture the NFC North Division title and finish the season with a 12-4 mark.
- ▶ Alongside of Offensive Coordinator Joe Lombardi, was a member of New Orleans' Super Bowl XLIV championship team.
- ▶ Spent four seasons backing up former Saints QB Drew Brees, as the future Hall of Fame signal-caller set NFL records for most passing yards, passing touchdowns, completions and highest completion percentage.
- ▶ In his 12 years in the NFL, has contributed to seven postseason appearances.

2020: Appeared in four games for the Lions, completing 29-of-43 attempts (67.4 pct.) for 264 yards and one touchdown...Primarily served in a backup role to QB Matthew Stafford...Active, did not play in 12 contests for Detroit...**at Minnesota (Nov. 8):** Logged first game action as a member of the Lions, entering the game in relief of the injured Matthew Stafford...Threw for a season-high 94 yards, completing eight out of his 13 passes (61.5 pct.), along with one touchdown and one interception...**vs. Green Bay (Dec. 13):** Entered the game late in the fourth quarter in relief of Stafford, completing three of his six pass attempts for 29 yards (50.0 pct.)...**at Tennessee (Dec. 20):** Appeared on Detroit's final offensive series, going five-for-six on pass attempts (83.3 pct.) for 55 yards...Four of his five completions went for a first down...**vs. Tampa Bay (Dec. 26):** Threw a season-high 13 completions on 18 attempts (72.2 pct.) for 86 yards.

2019: Saw action in three games for Chicago, logging one start for the Bears...On the season, completed 45-of-64 passes (70.3 pct.) for 435 yards and three touchdowns with two interceptions, registering a 91.6 passer rating...Active, did not play in the remaining 13 contests...**vs. Minnesota (Sept. 29):** Following an injury to QB Mitchell Trubisky on the game's opening drive, entered the contest and finished offensive series for Chicago, putting the Bears ahead, 7-0...Finished the game with 22 completions on 30 attempts (73.3 pct.) and one passing touchdown, propelling Chicago to their Week 4 divisional victory...Posted a 101.4 passer rating, the second-highest mark of his career (min. 20 pass attempts)...**at Oakland (London, Oct. 6):** Started at quarterback, registering his first start of the season...Completed 22-of-30 attempts (73.3 pct.) for 231 yards and two touchdowns, along with two interceptions...**at L.A. Rams (Nov. 17):** Logged third appearance of the season, seeing action on Chicago's final offensive series...Completed one of his four attempts (25.0 pct.) for nine yards.

2018: Set career-best marks in his first season with Chicago, appearing in five games for the Bears, starting two...Accounted for 515 yards passing on 53-of-76 pass attempts (69.7) with three touchdowns - all career-high figures...Posted a 1-1- record as the starting quarterback for Chicago, helping the Bears finish the season with the NFC North Division title and cap the regular season with a 12-4 record...**at Detroit (Nov. 22):** On Thanksgiving Day, completed 27-of-37 attempts (73.0) for 230 yards and two touchdowns with zero interceptions, logging a single-game career-best 106.8 passer rating (min. 20 attempts) and leading Chicago to a divisional win on the road...**at N.Y. Giants (Dec. 2):** The following week, logged his second start of the season, marking the first multi-start season of his career...Completed 26-of-39 passes for a career-high 285 yards and one touchdown with two interceptions in the overtime affair.

2017: Logged one game appearance in his second-stint season with New Orleans...**at Buffalo (Nov. 12):** Entered the game in relief of QB Drew Brees, closing out the contest.

2016: Appeared in one game for the Eagles... **vs. N.Y. Giants (Dec. 22):** After QB Carson Wentz left the game to be evaluated for injury, attempted one pass - a 16-yard first-down completion - in the third quarter of Philadelphia's divisional win over the NFC East-rival Giants.

2015: Saw action in three games during his final season with the Chiefs, two in the regular season and one in the postseason...Completed each of his two pass attempts for a total of four net yards... **vs. Detroit (Nov. 1):** Relieved QB Alex Smith and in the fourth quarter and entered the game with Kansas City owning a 35-point lead...Completed each of his two pass attempts for four net yards, with a long completion of six yards...**at Baltimore (Dec. 20):** With the Chiefs controlling a 20-point lead, entered the game in relief of Alex Smith to execute two kneel-downs...**at Houston (AFC Wild Card, Jan. 16):** Closed out Kansas City's playoff win with two kneel-downs.

2014: Played in three games with one start for Kansas City...In his three appearances, went 16-of-28 (57.1 pct.) for 157 yards...Also logged four rushing attempts for 15 yards (3.8 avg.) on the ground...**vs. Oakland (Dec. 14):** Entered the game in the fourth quarter with Kansas City leading, 31-6...Handed off to help run out the clock...Attempted one pass, which fell incomplete...**vs. San Diego (Dec. 28):** Received the starting nod in the season finale for the second-straight season...Completed 16-of-27 pass attempts (59.3 avg.) for 157 yards in the winning effort over the Chargers...Tallied 15 yards on four rushing attempts (3.8 avg.), including a seven-yard opening-drive first-down run.

2013: Appeared in five games for the Chiefs in his first season with the club, logging one start... On the season, completed 25-of-38 attempts (65.8 pct.) for 248 yards, along with one touchdown and one interception...On the ground, accumulated 52 yards on 14 carries (3.71 avg.)... **at Washington (Dec. 8):** With Kansas City leading 38-10, handled quarterbacking duties in the fourth quarter to close out the game for the Chiefs...Completed one of his three attempts (33.3 avg.) for 17 yards and one interception... **at Oakland (Dec. 15):** Helped close out the divisional game over the Raiders, entering the game in the fourth quarter with Kansas City leading, 56-31...Went three-for-five (60.0 pct.) for 31 yards...**at San Diego (Dec. 29):** Started the season finale after the Chiefs had already clinched a playoff berth...Completed 21-of-30 pass attempts (70.0 pct.) for a then-career-high 200 yards and one touchdown...Added a career-high 52 yards rushing on 14 carries (3.71 avg.).

2012: Appeared in all 16 games, primarily contributing as the team's designated holder on field goals and extra points...Completed his lone pass attempt of the season, a 10-yard first-down connection at Oakland, along with 17 yards rushing on three carries (5.7 avg.) with a 19-yard long in the same contest.

2011: Served as the primary backup to Drew Brees, doubling as the team's designated holder for field goal attempts and extra point tries, seeing action in all 16 regular-season games and both postseason contests...Appeared in three games in relief of Brees offensively, completing four of his five pass attempts (80.0 avg.) for 29 yards, amassing two first downs on his four completions...**vs. N.Y. Giants (Nov. 28):** On an opening-drive field goal try, attempted to execute a fake...Completed the nine-yard pass attempt, but was two yards short of the line-to-gain...**vs. Carolina (Jan. 1):** Entered the game in the fourth quarter in relief of Brees with the Saints leading, 45-17...Completed all three of his pass attempts for 20 yards, as New Orleans closed out the regular-season slate 13-3 and NFC South Division champions.

2010: In his first season of action with New Orleans, appeared in 13 games...Starting in Week 4, replaced P Thomas Morstead as the team's designated holder on field goals and extra points, which continued through the postseason...**at Carolina (Nov. 3):** Saw first NFL action offensively rushing for 16 yards on a third-and-four in the fourth quarter...**vs. Tampa Bay (Jan. 2):** In the season finale, completed two of his three pass attempts (66.7 pct.) for 16 yards.

2009: As a rookie, split the season between the Saints practice squad and active roster...Active, did not play for eight contests, plus their three playoff games, including Super Bowl XLIX... Joined the Saints after spending training camp with Washington.

CAREER TRANSACTIONS

- 2009** Signed by Washington Redskins as undrafted free agent, April 30...Waived by Redskins, Sept. 5...Signed by New Orleans Saints to practice squad, Sept. 6...Signed to active roster, Sept. 26...Waived by Saints, Oct. 12... Signed by Saints to active roster, Oct. 16... Waived by Saints, Nov. 17...Signed by Saints to practice squad, Nov. 20...Waived by Saints, Dec. 9...Signed by Saints to practice squad, Dec. 11.
- 2010** Signed by Saints to active roster, Jan. 2.
- 2012** Signed contract extension, March 12.
- 2013** Signed by Kansas City Chiefs as unrestricted free agent, March 13.
- 2016** Signed by Philadelphia Eagles as unrestricted free agent, March 10.
- 2017** Released by Philadelphia Eagles, March 13... Signed by New Orleans Saints, March 29.
- 2018** Signed by Chicago Bears as unrestricted free agent, March 14.
- 2020** Signed by Detroit Lions as unrestricted free agent, March 18.
- 2021** Signed by Los Angeles Chargers as unrestricted free agent, March 31.

COLLEGE: Started 41 games for Missouri over his final three seasons (2006-08), leading the Tigers to a 30-11 record and helping the program clinch their first two Big 12 Conference North Division titles in school history...Over his four-year career, completed 1,094-of-1,609 passes (68.0 pct.) for 12,515 yards and 1-1- touchdown, along with 41 interceptions, to register a 149.0 career passer rating...On the ground, added 970 yards on 364 attempts (2.66 avg.) and 10 touchdowns, amassing 13,485 yards of total offense during his time at Missouri...Became the first quarterback in school history to record three-straight 3,000-yard passing seasons...Set single-season school records for pass completions (385), passing yards (4,335), passing touchdowns (39), completion percentage (72.0) and passer rating (159.4) as a senior in 2008...Was a finalist for many postseason awards, while earning honorable mention All-America (Sports Illustrated) and honorable mention All-Big 12 (coaches) recognition following his senior season...Finished fourth in the Heisman voting following his junior season in 2007...Led Missouri to a school-record 12 wins and finished the season ranked No. 4 in the final AP poll after defeating Arkansas in the Cotton Bowl...Named Big 12 Offensive Player of

the Year...Earned second-team All-America (AP, Walter Camp, *The Sporting News*, Rivals.com) honors and was named a finalist for the Davey O'Brien Award, which is given annually to the nation's top quarterback ...Set the conference's record for consecutive completions without an interception (254), which was 17 shy of setting the NCAA record...Earned first-team Academic All-Big 12 acknowledgment following the 2017 season...As a sophomore in 2006, broke the school's then-single-season record for passing yards (3,572) and passing touchdowns (28), records that he would re-set each of the following two seasons.

PERSONAL: Given name William Chase Daniel...Born in Irving, Texas...Married to wife, Hillary, the couple are parents to three children...Graduated from Missouri with a bachelor's degree in business finance...**High School:** Attended Southlake Carroll High School (Texas)...Named 2004 EA Sports National High School Player of the Year following his senior season at Southlake Carroll, after leading the Dragons to a perfect 16-0 record and Class 5A State Championship and a No. 1 national ranking.

CHASE DANIEL NFL STATISTICS

PASSING

Year	Team	GP	GS	Att	Cmp	Pct.	Yds	Y/A	TD	Int	Lg	Sk	Lost	Rating
2010	New Orleans	13	0	3	2	66.7	16	5.3	0	0	9	1	10	79.9
2011	New Orleans	16	0	5	4	80.0	29	5.8	0	0	14	0	0	90.8
2012	New Orleans	16	0	1	1	100.0	10	10.0	0	0	10	0	0	108.3
2013	Kansas City	5	1	38	25	65.8	248	6.5	1	1	48	2	11	81.9
2014	Kansas City	3	1	28	16	57.1	157	5.6	0	0	30	4	17	73.1
2015	Kansas City	2	0	2	2	100.0	4	2.0	0	0	6	0	0	79.2
2016	Philadelphia	1	0	1	1	100.0	16	16.0	0	0	16	0	0	118.8
2017	New Orleans	1	0	0	0	—	0	—	0	0	0	0	0	—
2018	Chicago	5	2	76	53	69.7	515	6.8	3	2	46	9	40	90.6
2019	Chicago	3	1	64	45	70.3	435	6.8	3	2	37	7	48	91.6
2020	Detroit	4	0	43	29	67.4	264	6.1	1	2	28	3	29	72.2
NFL Totals		69	5	261	178	68.2	1,694	6.5	8	7	48	26	155	85.0

POSTSEASON

Year	Team	GP	GS	Att	Cmp	Pct.	Yds	Y/A	TD	Int	Lg	Sk	Lost	Rating
2010	New Orleans	1	0	0	0	—	0	—	0	0	0	0	0	—
2011	New Orleans	2	0	0	0	—	0	—	0	0	0	0	0	—
2015	Kansas City	1	0	0	0	—	0	—	0	0	0	0	0	—
Postseason Totals		3	0	0	0	—	0	—	0	0	0	0	0	—

RUSHING

Year	Team	Att	Yds	Avg.	Lg	TD
2010	New Orleans	2	16	8.0	16	0
2011	New Orleans	3	-3	-1.0	-1	0
2012	New Orleans	3	17	5.7	19	0
2013	Kansas City	14	52	3.7	29	0
2014	Kansas City	4	15	3.8	9	0
2015	Kansas City	2	-2	-1.0	-1	0
2016	Philadelphia	0	0	—	—	0
2017	New Orleans	3	-2	-0.7	0	0
2018	Chicago	13	3	0.2	4	0
2019	Chicago	6	6	1.0	4	0
2020	Detroit	2	16	8.0	11	0
NFL Totals		52	118	2.3	29	0

POSTSEASON

Year	Team	Att	Yds	Avg.	Lg	TD
2010	New Orleans	0	0	—	—	0
2011	New Orleans	0	0	—	—	0
2015	Kansas City	2	-2	-1.0	-1	0
Postseason Totals		2	-2	-1.0	-1	0



MICHAEL DAVIS ⚡ 43

CORNERBACK | BRIGHAM YOUNG

6-2 | 196 lbs | GLENDALE, CALIF.

FREE AGENT — 2017

EXPERIENCE: 5TH NFL SEASON

5TH YEAR WITH CHARGERS

CAREER HIGHLIGHTS

- ▶ In his fourth season with the Bolts, led the club with his career-high three interceptions and 14 passes defended, adding a career-best 63 tackles (48 solo).
- ▶ In Week 4 at Tampa Bay, picked off eventual-Super Bowl LV MVP QB Tom Brady and returned the takeaway 78 yards for his first career pick-six and the Chargers defense's first interception returned for a touchdown since 2018.
- ▶ Against Atlanta at SoFi Stadium, picked off QB Matt Ryan, marking his career-best third interception of the season, late in the fourth quarter to give the ball back to the Bolts offense and set up the eventual game-winning field goal by K Michael Badgley as time expired.
- ▶ In 2019, set single-season career highs in tackles (44), solo stops (34) and passes defended (10) while recording his first two interceptions.
- ▶ Secured the starting job at LCB midway through in 2018, playing in all 16 games with nine starts while adding a pair of starts in the postseason.
- ▶ Owns 22 career special teams tackles in the regular season.

2020: Led the Chargers with three INTs and 14 passes defended in 16 games played (15 starts) at CB...Recorded a career-high 63 tackles (48 solo) to go along with a career-high three INTs - including one returned for a TD - and 14 passes defended...His third INT of the season came late in the fourth quarter of Week 14, picking off Falcons QB Matt Ryan on Atlanta's final drive to give the ball back to the Chargers offense, and lead to an eventual win...**at Cincinnati (Sept. 13):** Logged his first start of the season, seeing action on 60 defensive snaps...Recorded one solo tackle, forcing TE C.J. Uzomah out of bounds in pass coverage...**vs. Kansas City (Sept. 20):** Recorded four total tackles while tying a career-high with two passes defended...Early in the first quarter, was stride-for-stride with WR Tyreek Hill, batting the ball away and forcing the

incompletion, leading to a Chiefs punt two plays later...On the opening series of the third quarter, forced the incompletion on a pass intended for WR Sammy Watkins, leading to an eventual Kansas City punt...Saw action on a season-high 74 defensive snaps...**vs. Carolina (Sept. 27):** Tallied five solo stops (six total) for the defensive unit, while also contributing on special teams...**at Tampa Bay (Oct. 4):** Picked off QB Tom Brady to record his first INT of the season, returning the INT 78 yards for a Chargers TD...Davis' 78-yard INT return TD was the unit's first since 2018 and marked the first TD of Davis' career...Added six total tackles on defense...**at New Orleans (Oct. 12):** Totaled a season-high seven tackles (six solo), three of which came in the first half...Set the edge and provided run support on the perimeter, logging tackles of both RBs Alvin Kamara and Latavius Murray when the pair of Saints backs pursued to the boundary...**vs. Jacksonville (Oct. 25):** Gathered one solo tackle, stopping RB James Robinson on a rush that led to a Jaguars three-and-out, but bookended a secondary that held the Jaguars to negative-five (-5) net passing yards in the first quarter, the fourth-fewest by a Chargers defense in the first quarter of any game in team history...**at Denver (Nov. 1):** Accumulated three solo stops and a pass defended in the divisional matchup with the Broncos...Midway through the third quarter on a first-and-10, forced an incompletion that was intended for WR Jerry Jeudy to put the Broncos behind the chains early in the drive...Contributed to the unit's run-stopping effort, helping the defensive unit hold the Broncos just two rushing yards in the first half - the best first half display of the like by the Chargers defense since 2000...**vs. Las Vegas (Nov. 8):** Gathered four solo tackles and one pass defended against the Raiders...Held TE Jason Witten to a zero-yard gain after Witten caught a pass from Carr in the flat, forcing a second-and-long...Trailed TE Darren Waller in coverage across the middle, poking away a pass intended for Waller to present the Raiders with third-and-10 from within the Chargers' redzone...**at Miami (Nov. 15):** Accumulated five solo tackles and tied a career-best with two passes defended...Both passes defended came on coverage of TE Mike Gesicki, in which both bat-downs were would-be first downs...Lone non-start of the season, due to the defense not presenting their base defense on the unit's first series...**vs. N.Y. Jets (Nov. 22):** Member

BEYOND THE BOLT



Davis was one of five players to be involved with the team's Bikes for Kids initiative in December 2018. 150 students at Cesar Chavez Elementary in Long Beach, Calif., wrote a short essay on the most influential person in their lives, with a handful of winners receiving bicycles and helmets. Davis, K Michael Badgley, WR Jeremy Davis, CB Brandon Facyson and WR Artavis Scott surprised the students and revealed that all 150 students would be receiving bikes and helmets courtesy of the Los Angeles Chargers and California Resources Corporation.

In September 2018, Davis participated in the team's annual shoe distribution with WSS in Los Angeles. Chargers players, Charger Girls and staff were paired with 450 students from the 10 elementary schools in Inglewood Unified School District. Each student picked out a new pair of shoes and a backpack for the upcoming school year.

of a defensive backfield that held the Jets to zero net passing yards in the first quarter, not allowing an opposing offense to have any positive net passing yards in the opening quarter for the second time this season...In the first quarter, partnered with LB Kenneth Murray Jr. to stop RB Frank Gore for a loss of one yard on second-and-nine, forcing a third-and-long and, ultimately, a Jets punt...**at Buffalo (Nov. 29):** Spending most of the afternoon in coverage of WR Stefon Diggs, logged three solo tackles, a pass defended and an INT of QB Josh Allen...Playing man-coverage on Diggs, made a play on the ball and intercepted Allen to log his team-best second interception of the season...Added a pass defended on a ball that was nearly intercepted early in the second quarter of the game...Along with the rest of the defensive backfield, provided tight enough coverage in the secondary to help allow DE Joey Bosa accumulate 3.0 sacks on the day...**vs. New England (Dec. 6):** Helped the secondary as a whole limit QB Cam Newton to less than 70 passing yards in the game...Added four total tackles (two solo), coming up in run support on three of his defensive stops...**vs. Atlanta (Dec. 13):** Picked off QB Matt Ryan with less than a minute left in regulation, leading to an eventual game-winning field goal by K Michael Badgley...The INT was his third of the season, a team-high through the first 13 games...Added a pass defended in coverage of WR Calvin Ridley, taking his season total to a team-best 10...**at Las Vegas (Dec. 17):** Finished the game with two solo stops and a tackle for loss...On the Raiders' overtime possession, rushed and dropped RB Josh Jacobs in the backfield for a loss of two yards on a second-and-three, helping force Las Vegas to having to settle for a field goal...On the ensuing possession, QB Justin Herbert led his second game-winning drive in as many weeks, defeating the division-rival Raiders on Thursday Night Football...**vs. Denver (Dec. 27):** Tied a career-high with a season-best nine total tackles, adding a pass defended, in a win over Denver to secure

the team's third-straight victory...On third-and-nine early in the second quarter, deflected a pass intended for Jerry Jeudy, forcing a fourth down for the Broncos offense...**at Kansas City (Jan. 3):** Secured four solo tackles (three solo) and tied a season-best with two passes defended...Helped the defense hold the Chiefs to 268 net yards offensively, Kansas City's lowest output since Week 13 of 2019, as Los Angeles finished the season with four-straight wins.

2019: Started 12 games at LCB and was inactive for two others while missing two due to suspension...Recorded 44 tackles (34 solo), a tackle for loss, broke up 10 passes and had a pair of INTs...**vs. Indianapolis (Sept. 8):** Started at LCB before departing with a hamstring injury...**at Detroit (Sept. 15):** Inactive (hamstring)...**at Miami (Sept. 29):** Returned to start at LCB after a two-week absence...Finished with three solo tackles and the first INT of his career...On the pick, got both feet in bounds along the left sideline while in coverage in the underneath zone, getting the INT on a pass intended for WR Preston Williams...**vs. Denver (Oct. 6):** Recorded three tackles (one solo) and broke up a pass...**vs. Pittsburgh (Oct. 13):** Set a season high with seven tackles (five solo) and a tackle for loss...**at Tennessee (Oct. 20):** Had seven tackles for the second-straight week (four solo)...Had a pass defended...**at Chicago (Oct. 27):** Registered two solo tackles...**vs. Green Bay (Nov. 3):** Posted five solo stops and broke up a pass...**at Oakland (Nov. 7):** Recorded four solo tackles and a pass defended...**vs. Kansas City (Estadio Azteca, Nov. 18):** Had a solo stop and a pass defended...Appeared in the 40th game of his career...**vs. Minnesota (Dec. 15):** Returned from suspension to post five tackles (three solo) and two passes defended...**vs. Oakland (Dec. 22):** Recorded five tackles (four solo)...**at Kansas City (Dec. 29):** Had an INT, broke up two passes and had a pair of solo tackles...Had the pick of QB Patrick Mahomes after the quarterback was forced to his right by DE Joey Bosa and overthrew his target.

2018: Saw action in all 16 games with nine starts at LCB...Registered 43 tackles (35 solo) and eight passes defended...Posted six special teams tackles...Started both postseason games at LCB, posting a pair of passes defended and seven tackles (five solo)...**vs. Kansas City (Sept. 9):** Saw action on 18 plays on special teams...**at Buffalo (Sept. 16):** Appeared on 21 special teams snaps and registering his first special teams tackle of the season...**at Los Angeles Rams (Sept. 23):** Contributed on two defensive plays and 15 on special teams...**vs. San Francisco (Sept. 30):** Posted a tackle on special teams, his second of the season...Forced a fumble on a kickoff return...**vs. Oakland (Oct. 7):** Assisted on a tackle to record his first defensive statistic of the season...**at Cleveland (Oct. 14):** Finished with three solo tackles...Added a tackle on special teams...**vs. Tennessee (Wembley Stadium, Oct. 21):** Recorded a tackle on special teams, his fourth of the season...Hustled in coverage to down a punt by P Donnie Jones at the five-yard line after it bounced up in the air...**at Seattle (Nov. 4):** Made the first start of his career, opening the game at

LCB and playing all 81 defensive snaps...Set single-game career highs in tackles (eight) and solo stops (seven)...**at Oakland (Nov. 11):** Opened the game at LCB for the second time in his career...Posted four tackles (three solo)...**vs. Denver (Nov. 18):** Recorded two solo tackles and a pass defended after starting at LCB...**vs. Arizona (Nov. 25):** Posted a pair of solo tackles on defense and a pair of special teams tackles...Started at LCB and played all 47 defensive snaps and 16 on special teams...**at Pittsburgh (Dec. 2):** Started at LCB, recording a solo stop and a pass defended...**vs. Cincinnati (Dec. 9):** Finished with six tackles (five solo)...Combined with S Jahleel Adae to stop RB Joe Mixon for a loss on fourth-and-one in the third quarter...Started at LCB...**at Kansas City (Dec. 13):** Was one of seven Los Angeles defenders to play all 60 snaps on defense after starting at LCB...Broke up a pass and posted four solo stops...On the pass defended, jumped a hook-route by TE Demetrius Harris on a third-and-three to force a Chiefs punt...**vs. Baltimore (Dec. 22):** Started at LCB, posting three tackles (two solo) and a pair of passes defended...Broke up one pass intended for WR Michael Crabtree on third-and-goal in the first quarter to force a Baltimore field goal...**at Denver (Dec. 30):** Posted a single-game career high with nine tackles (six solo) and two passes defended...Started the game at LCB...**at Baltimore (AFC Wild Card, Jan. 6):** Part of a defense that set team postseason records for the fewest single-game net yards allowed (229), including a record 69 in the first half, which was the fewest allowed in a postseason game since the 2006 AFC Wild Card...Finished with two solo tackles and a pair of passes defended...Participated on all 61 defensive plays after starting at LCB in the first postseason action of his career...**at New England (AFC Divisional, Jan. 13):** Started at LCB and played all but one snap on defense for a total of 82 plays...Posted five tackles (three solo).

2017: Played in 15 games, appearing on 280 special teams snaps and 37 on defense...Made four solo tackles and broke up two passes on defense...Posted 15 special teams tackles...Totaled eight special teams tackles on punt coverage, pinning the opponent inside their own 20 three times...Registered seven special teams tackles on kickoff coverage with two pinning the opponent inside their own 20...Returned two kicks for 36 yards (18.0 avg.)...**vs. Miami (Sept. 17):** Made his NFL debut, appearing on 11 special teams plays...Registered a special teams tackle on punt coverage, pinning the Dolphins inside their own 20...**vs. Kansas City (Sept. 24):** Played on 16 special teams snaps...**vs. Philadelphia (Oct. 1):** Posted a special teams tackle on punt coverage that forced the ensuing Philadelphia drive to begin inside the 20...**at New York Giants (Oct. 8):** Saw the first action of his career on defense, playing four defensive snaps...Appeared on a team-high 27 special teams plays, posting two tackles on special teams...

Registered one on punt coverage and one on kickoff coverage that forced the Giants to start the ensuing drive from inside their own 20...**at Oakland (Oct. 15):** Played a team-high 18 snaps on special teams, totaling a special teams tackle on kickoff coverage...**vs. Denver (Oct. 22):** Posted three special teams tackles...Made one on punt coverage and two on kickoff coverage, pinning Denver inside the 20 once on kickoff coverage...**at New England (Oct. 29):** Totaled a special teams tackle on kickoff coverage and two kickoff returns for 36 yards (18.0 avg.)...**at Jacksonville (Nov.12):** Registered a pass defended, the first defensive statistic of his career...Added two special teams tackles on punt coverage, pinning the Jaguars inside the 20 once...**vs. Buffalo (Nov. 19):** Posted three solo tackles and a pass defended, marking the first defensive tackles of his career...**at Dallas (Nov. 23):** Played on 10 special teams snaps...**vs. Cleveland (Dec. 3):** Saw action on 12 special teams plays, registering a tackle on punt coverage...**vs. Washington (Dec. 10):** Posted a solo tackle...Contributed with a downfield block during WR Travis Benjamin's 47-yard punt return in the fourth quarter...**at Kansas City (Dec. 16):** Registered a special teams tackle on kickoff coverage...**at New York Jets (Dec. 24):** Recorded a special teams tackle on punt coverage for his 14th of the season...**vs. Oakland (Dec. 31):** Posted a special teams tackle on kickoff coverage.

COLLEGE: Played four seasons (2013-16) at Brigham Young, appearing in 48 career games with 33 starts...Finished his career with 110 tackles (91 solo), five tackles for loss, an INT, a forced fumble, a recovery and 18 passes defended...Registered his pick and a career-high 2.5 tackles for loss as a senior in 2016...Posted a career-high 10 passes defended as a junior...Set career highs with 43 tackles and 36 solo stops as a sophomore.

PERSONAL: Given name Michael Keith Davis... Nickname is 'Vato'...Born in Glendale, Calif. ...Has a son, Atticus Martin Davis Crowe...Of Mexican descent, was central to the team's promotion and marketing efforts surrounding the 2019 regular-season game in Mexico City...Interned at WHOOP, a tech startup, and at the Under Armour headquarters in Maryland...Earned a degree in theater arts with an emphasis in set design from Brigham Young...**High School:** Earned first-team All-Pacific League honors as a WR at Glendale (Calif.) High...As a senior, posted 33 catches for 409 yards (12.4 avg.) and three TDs while rushing for 258 yards and two TDs on 39 carries (6.6 avg.)...Also contributed as a senior with 45 tackles as a S and returning 13 kicks for 394 yards (30.3 avg.), including a 99-yarder...Ran the 100-meter dash in 10.5 seconds and the 200 meters in 21.4 seconds to finish seventh at the California state championship.

MICHAEL DAVIS NFL STATISTICS

Year	Team	GP	GS	-- Tackles --				Yds	TFL	-- Interceptions --					-- Fumbles --		
				Total	Solo	Asst	Sacks			No.	Yds	Lg	TD	PD	FF	FR	Yds
2017	Los Angeles Chargers . .	15	0	4	3	1	0.0	0	0	0	0	—	0	1	0	0	0
2018	Los Angeles Chargers . .	16	9	44	35	9	0.0	0	0	0	0	—	0	8	1	0	0
2019	Los Angeles Chargers . .	12	12	39	31	8	0.0	0	0	2	15	15	0	9	0	0	0
2020	Los Angeles Chargers . .	16	14	63	48	15	0.0	0	2	3	86	78t	1	14	0	0	0
NFL Totals.....		59	35	140	117	33	0.0	0	2	5	101	78t	1	32	1	0	0
POSTSEASON		GP	GS	-- Tackles --				Yds	TFL	-- Interceptions --					-- Fumbles --		
Year	Team			Total	Solo	Asst	Sacks			No.	Yds	Lg	TD	PD	FF	FR	Yds
2018	Los Angeles Chargers . .	2	2	7	5	2	0.0	0	0	0	0	—	0	2	0	0	0
Postseason Totals.....		2	2	7	5	2	0.0	0	0	0	0	—	0	2	0	0	0

CAREER TRANSACTIONS

- 2017** Signed by Los Angeles Chargers as undrafted free agent, May 12...Waived by Chargers, Sept. 2...Signed by Chargers to practice squad, Sept. 3...Signed to active roster, Sept. 16.
- 2019** Placed on Reserve/Suspended by Commissioner, Nov. 22...Suspension lifted and given exempt status by Commissioner, Dec. 9...Activated from exempt status, Dec. 11.
- 2020** Re-signed as restricted free agent, April 9.
- 2021** Re-signed as unrestricted free agent, March 17.



LACHLAN EDWARDS ⚡ 8

PUNTER | SAM HOUSTON STATE

6-5 | 209 lbs | HASTINGS, VICTORIA, AUSTRALIA
FREE AGENT — 2020

EXPERIENCE: 5TH NFL SEASON
2ND YEAR WITH CHARGERS

CAREER HIGHLIGHTS

- ▶ *Joined the Chargers as a practice squad addition prior to Week 13, spending the final five weeks of the regular season with the club.*
- ▶ *Appeared in all 64 games over four seasons (2016-19) with the New York Jets, setting the club's franchise record for net punting average in 2017 and 2018.*
- ▶ *In 64 appearances, has posted career totals of 338 punts for a 45.5-yard avg., along with a 40.2-yard net avg., with 108 punts getting downed inside of the opponent's 20-yard line and a career-long punt of 70 yards.*
- ▶ *From 2016-19, ranked seventh among all NFL punters with his 108 punts downed inside of the opponent's 20-yard line.*
- ▶ *After four years with the Jets, spent training camp prior to the 2020 season with the Buffalo Bills.*
- ▶ *Following his rookie season in New York, was selected as the 2016 Bill Hampton Award winner, which is voted on by a counsel of the team's equipment staff previous recipients, and is given annually to the rookie who most conducts himself as a professional in the locker room.*
- ▶ *A former All-Australian University Australian Rules Football player, he grew up playing rugby and cricket and decided to try American football in a park at Ballarat University (near Melbourne, Australia) in 2012.*

2020: After spending training camp with the Buffalo Bills, signed to the Chargers practice squad prior to Week 13...Remained with the Bolts through the end of the regular season, re-signing with the club on a Reserve/Future deal following the season's culmination.

2019: In his final season with the Jets, logged 87 punts for a 45.9-yard average, registering a career-best mark of 40.2 net yards per punt... Downed 28 punts inside of the opponent's 20-yard line...Despite recording the second-highest amount of punts in a single season for his career, just three punts registered as touchbacks

- a career-low figure...**vs. Buffalo (Sept. 8):** On seven punt attempts, downed five inside of the Bills 20-yard line, tying a career-high single-game best...Registered a long punt of 54 yards, allowing just one punt to be returned...**at New England (Sept. 22):** Punted a career-high 10 times, notching a net average of 42.0 yards per attempt...Downed three of his punts inside of the Patriots 20-yard line...**at Philadelphia (Oct. 6):** Punted eight times, reaching a then-career-best single-game mark of 46.5 net yards per attempt...**at Baltimore (Dec. 12):** Punted just four times but notched a career-high 49.0 net average, allowing just one returned kick for eight yards...Also secured a season-best average of 51.0 yards per punt.

2018: Punted 82 times, registering a franchise-best 40.8 net yards per punt mark...Finished the season with 3,763 yards (45.9-yard avg.) with 23 punts placed down inside of the opponent's 20-yard line...**vs. Miami (Sept. 16):** Punted five times for 263 yards to register a season-best 52.6 yards-per-punt mark...**at Cleveland (Sept. 20):** Placed a season-high three of his seven punts inside of the opponent's 20-yard line, registering a season-high 46.3-yard net average...**vs. Minnesota (Oct. 21):** Notched a season-high eight punts for 377 yards (47.1-yard avg.) with a long punt of 60 yards.

2017: Set a then-franchise-record with a 40.5 net average on his career-high 94 punts, accounting for a club-best 46.6-yard gross average after totaling 4,378 yards on his 94 boots...Ranked third in the NFL with a career-high 33 punts downed inside of the opponent's 20-yard line...**vs. Miami (Sept. 24):** Recorded a then-season-high three punts downed inside of Miami's 20-yard line...**vs. Jacksonville (Oct. 1):** Set an NFL overtime record with a career-long 70-yard punt in a win over the Jaguars...Matched a season-best mark with three punts downed inside of Jacksonville's 20-yard line...**vs. L.A. Chargers (Dec. 24):** Punted a then-career-high nine times with a career-best five punts downed inside of the 20-yard line, finishing the day with a net average of 43.6 yards per punt.

2016: As a rookie, logged 75 punts for 3,236 yards with a gross average of 43.1 and a net mark of 37.3 yards per punt...Downed 24 punts inside of the opponent's 20-yard line...Broke the Jets rookie record for most punts (75) and gross yards punting (3,326)...Recorded a least one punt of 50-plus yards in 12 of 16 games...**vs. L.A. Rams (Nov. 13):** Punted a season-high eight times for 342 yards (42.8 avg.) with a season-long 59-yard punt...**at San Francisco (Dec. 11):** On an overtime win over the 49ers, punted six times with a long of 54 yards as four of his six attempts were downed inside of San Francisco's 20-yard line – a season-best figure.

COLLEGE: Played three seasons (2013-15) at Sam Houston State...Over three seasons, posted a career gross average of 42.8 yards per punt on 185 punts, registering 72 punts downed inside of the opponent's 20-yard line with 45 punts greater than 50 yards...Did not allow a single blocked punt and totaled just 16 touchbacks in his three years with the Bearkats...In 2014, led the Southland Conference and ranked sixth in the NCAA with a 44.4-yard gross average,

earning first-team all-conference recognition... Notched 25 punts of 50-plus yards in 2014... In his final season, helped Sam Houston State reach the FCS Playoffs Semifinals.

PERSONAL: Given name Lachlan Jeffrey Edwards...Nickname is 'Loc'...First name is pronounced LOCK-lan...Born in Hastings, Victoria, Australia...A former All-Australian University Australian Rules football player, picked up American football in a park in 2012 near Melbourne, Australia...Also played rugby and cricket growing up...Attended Mornington Secondary College...As a youth, helped the Dandenong Stingrays of Australian rules football advance in the TAC Cup (Victoria, Australia's under-18 competition)...Went on to play for the North Ballarat Football Club, who are members of the Victorian Football League (VFL)...After three years, was not drafted into the Australian Football League, so attended the University of Ballarat and represented the institution by being named to the 2012 All-Australian University team, before emigrating to America in 2013.

LACHLAN EDWARDS NFL STATISTICS

Year	Team	GP	— Gross —				— Opponent —						
			No.	Yards	Avg.	Lg	Ret	Yards	Net Avg.	In 20	TB	FC	Block
2016	New York Jets	16	75	3,236	43.1	59	35	319	37.3	24	4	22	1
2017	New York Jets	16	94	4,378	46.6	70	49	491	40.5	33	4	23	0
2018	New York Jets	16	82	3,763	45.9	67	42	318	40.8	23	5	15	0
2019	New York Jets	16	87	3,991	45.9	63	44	309	41.6	28	3	13	0
NFL Totals		64	338	15,368	45.5	70	170	1,437	40.2	108	16	73	1

CAREER TRANSACTIONS

- 2016** Selected by New York Jets in the seventh round (235th overall) of NFL Draft, April 30... Signed rookie contract, May 6.
- 2020** Signed by Buffalo Bills as unrestricted free agent, Aug. 19...Waived by Bills, Aug. 27... Signed by Chargers to practice squad, Dec. 2...Released by Chargers, Dec. 7...Signed by Chargers to practice squad, Dec. 12.
- 2021** Re-signed by Chargers to Reserve/Future contract, Jan. 4.



EMEKE EGBULE ⚡ 51

OUTSIDE LINEBACKER | HOUSTON

6-2 | 245 lbs | HOUSTON, TEXAS

DRAFT 6 — 2019

EXPERIENCE: 3RD NFL SEASON

3RD YEAR WITH CHARGERS

CAREER HIGHLIGHTS

- ▶ Registered five defensive tackles (two solo) and three tackles on special teams in 15 games played as a rookie in 2019.

2020: Played in 14 games, primarily contributing on special teams...Finished the season with five total special teams tackles, ranking tied for fourth among all Chargers...**at Cincinnati (Sept. 13):** Played on a then-season-high 18 special teams snaps in the team's season opener...**vs. Carolina (Sept. 27):** Saw first action of the season on defense, while contributing to more than half of the team's special teams plays...**at Tampa Bay (Oct. 4):** Logged first special teams stop of the year, recording a solo tackle on punt coverage...**at New Orleans (Oct. 12):** Tallied first tackle of the season for the defensive unit, partnering with S Rayshawn Jenkins to halt RB Alvin Kamara for a gain of just one yard...Also marked his first game with multiple special teams tackles, logging two special teams stops - a career-best...Played on a season-high 25 defensive snaps and season-best 24 special teams plays...**vs. Jacksonville (Oct. 25):** Recorded a special teams solo tackle for the third consecutive week, stopping Jaguars WR/KR Dede Westbrook on kickoff coverage to close out the third quarter of an eventual Chargers victory...**at Denver (Nov. 1):** Saw limited action on defense, but contributed to the unit as the defensive group held the Broncos just two rushing yards in the first half - the best showing of that nature by the Chargers defense since 2000...**vs. N.Y. Jets (Nov. 22):** Inactive...**at Buffalo (Nov. 29):** Saw action on two defensive snaps, splitting a tackle with NT Damion on a second-down stop of RB Devin Singletary, forcing a third-and-medium for the Bills offense...**vs. New England (Dec. 6):** Contributed sparingly on defense and special teams...**vs. Atlanta (Dec. 13):** Continued to contribute on special teams, helping pave the way for S Nasir Adderley's 76-yard kickoff return in the second quarter...**at Las Vegas (Dec. 17):** Inactive...**vs. Denver (Dec. 27):** Continued to contribute on special teams, logging 12 snaps on special teams...**at Kansas City (Jan. 3):** In the season finale, corralled returner Rashad Fenton to log his fifth total special teams stop of the season...Appeared on one defensive snap in one of the unit's sub-packages.

BEYOND THE BOLT



Egbule did a three-day externship with NASA in February of 2019. The experience included hearing from former athletes how NASA technologies has fueled their life and career after football. In his youth, Egbule went on a field trip to NASA and it sparked his initial interest in the organization.

Visited Homeboy Industries with the other defensive rookies last year as part of a day of service. The rookies toured the headquarters, spoke with staff and took a class learning to make tamales. Homeboy Industries provides hope, training and support to formerly gang-involved and previously incarcerated men and women, allowing them to redirect their lives and become contributing members of the community.

2019: Appeared in 15 games and was inactive another...Recorded five tackles (two solo) while adding three special teams tackles...**vs. Indianapolis (Sept. 8):** Played eight special teams snaps...**at Detroit (Sept. 15):** Saw action on 10 plays on special teams...**vs. Houston (Sept. 22):** Inactive (healthy scratch)...**at Miami (Sept. 29):** Played six special teams snaps...**vs. Denver (Oct. 6):** Saw action on a defensive snap, the first of his career, and 13 on special teams...**vs. Pittsburgh (Oct. 13):** Recorded the first defensive statistic of his career, assisting on a tackle...**at Tennessee (Oct. 20):** Saw the most extensive action of his defense to that point of his career, totaling four tackles (two solo)...Added a special teams tackle, beating the block of TE MyCole Pruitt on a kickoff return to stop WR Darius Jennings for at the 17-yard line...**at Chicago (Oct. 27):** Played on nine special teams snaps...**vs. Green Bay (Nov. 3):** Participated on three defensive snaps and 12 on special teams...**vs. Kansas City (Estadio Azteca, Nov. 18):** Appeared on 13 special teams plays...**at Jacksonville (Dec. 8):** Recorded a special teams tackle while participating on 15 special teams snaps...**vs. Minnesota (Dec. 15):** Played 13 snaps on special teams, posting a special teams tackle...**vs. Oakland (Dec. 22):** Appeared on 13 special teams plays...**at Kansas City (Dec. 29):** Participated on 11 snaps on special teams.

COLLEGE: Played four seasons (2015-18) at Houston, totaling 164 tackles (98 solo), five sacks, two INTs, eight passes defense, two forced fumbles and six recoveries...Scored two TDs, each on fumble returns, including a game-winning score over Tulsa as a sophomore...Had seven passes defended as a senior to lead all LBs in the American Athletic Conference while also ranking fifth in the nation with three recoveries... Was the only true freshman to play in all 15 games during the 2015 campaign.

PERSONAL: Given name Chukuemeke MaCaulay Egbule...Nickname is 'Emeke'... Name is pronounced EH-meh-keh EGG-boo-leh...Born in Topeka, Kansas...Has a twin sister, Omoseh...Of Nigerian descent, and wants to help improve health and medical services in Nigeria... Participated in charitable events at Children's Hospital in Houston after Hurricane Harvey... With the other defensive rookies in 2019, visited Homeboy Industries as part of a day of service, where the rookies toured the headquarters and took part in a class to make tamales...Enjoys playing Fortnite...Earned a degree in supply chain & logistics from Houston...**High School:** Named a 2013 district 21-5A first-team All-District as a TE at North Shore High in Houston, Texas...Part of a basketball team that won state championships as a junior...Lettered three years in football, four in basketball and two in track & field.

EMEKE EGBULE NFL STATISTICS

Year	Team	GP	GS	-- Tackles --						-- Interceptions --					-- Fumbles --			
				Total	Solo	Asst	Sacks	Yds	TFL	No.	Yds	Lg	TD	PD	FF	FR	Yds	
2019	Los Angeles Chargers	15	0	2	2	0	0.0	0	0	0	0	0	0	0	0	0	0	0
2020	Los Angeles Chargers	14	0	2	0	2	0.0	0	0	0	0	0	0	0	0	0	0	0
NFL Totals		29	0	4	2	2	0.0	0	0	0	0	0	0	0	0	0	0	0

CAREER TRANSACTIONS

2019 Selected by Los Angeles Chargers in the sixth round (200th overall) of NFL Draft, April 26...Signed rookie contract, May 13.



AUSTIN EKELER ⚡ 30

RUNNING BACK | WESTERN STATE COLORADO

5-10 | 200 lbs | EATON, COLO.

FREE AGENT — 2017

EXPERIENCE: 5TH NFL SEASON

5TH YEAR WITH CHARGERS

CAREER HIGHLIGHTS

- ▶ In 10 starts last season, rushed for 530 yards and a touchdown on 116 carries (4.6 avg.), along with 54 receptions for 403 yards (7.5 avg.) and a pair of scores, totaling 933 yards from scrimmage.
- ▶ Through his first four seasons, sits inside the top-five among RBs in Chargers history with 212 receptions (fifth), 2,079 receiving yards (third) and 16 receiving touchdowns (first).
- ▶ In the 2020 season finale win over Kansas City, caught his 16th career touchdown to set the all-time club record for most receiving TDs by a RB, passing Hall of Fame RB LaDainian Tomlinson (15).
- ▶ With a touchdown grab in Week 16, became the fourth RB since the 1970 merger to notch 15 TD catches before turning 26 years old.
- ▶ Eclipsed 1,500 yards rushing and 1,500 yards receiving on the 473rd career offensive touch, the third-fewest by a RB since the merger.
- ▶ Set single-season career highs in 2019 in rushing yards (557), receptions (92), receiving yards (993), touchdown catches (eight) and scrimmage yards (1,550), finishing with the second-most receptions and receiving yards by a Chargers RB in a single season.
- ▶ In the win at Jacksonville, registered the 35th performance ever and second by a Charger with 100 yards rushing and 100 yards receiving, doing so in just 12 touches, the fewest in a 100/100 outing in NFL history.
- ▶ Joined RB Priest Holmes (2002, '03) as the only undrafted RBs to record at least 100 scrimmage yards and a TD in three of their team's first four games of a season in the common draft era.
- ▶ Tied WR Keenan Allen and Hall of Fame TE Kellen Winslow's then-Chargers single-game record with 15 receptions, while also joining Allen as the first-ever set of Chargers teammates to each have 90-plus receptions in the same season while also joining Allen and WR Mike Williams as the first NFL trio of teammates to each have 900-plus receiving yards in the same year since the 2014 Patriots.

- ▶ Became the first RB to post two touchdown catches of 20-plus yards in a single game since Jamaal Charles (Dec. 15, 2013), doing so in 2017 in Week 10 at Jacksonville.
- ▶ With three 100-yard receiving performances in 2019, set the record for most career 100-yard receiving games by a RB in team history.
- ▶ In 2019, had 287 scrimmage yards in the first two games, the most in the first two weeks by a RB in Chargers history.
- ▶ Was the first Chargers undrafted rookie RB to post three touchdown catches in a season, while tying RB Don Woods (1974) and RB James Brooks (1981) for the team record by a rookie RB.
- ▶ Took the first handoff of his career for a 35-yard score in Week 4 of the 2017 season vs. Philadelphia.
- ▶ Made the 53-man roster as an undrafted free agent in 2017, finishing his rookie campaign with five scrimmage touchdowns while playing in all 16 games.

2020: Started 10 games at RB, rushing for 530 yards and a TD on 116 attempts (4.6 avg.)... Added 54 receptions for 403 yards (7.5 avg.) and a pair of scores to total 933 yards from scrimmage...Had two games with 11 catches and topped 100 scrimmage yards four times... Became the fourth RB since the 1970 NFL-AFL merger to have 15 TD catches before turning 26 years old...Set the all-time team record for receiving TDs by a RB with his 16th in the season finale, passing Hall of Fame RB LaDainian Tomlinson's 15 receiving scores with the team... Eclipsed 1,500 yards rushing and 1,500 yards receiving on the 473rd offensive touch of his career, the third-fewest by a RB since the merger (New Orleans' Alvin Kamara did so on his 470th and Dallas' Herschel Walker on his 471st)... Missed six games with a hamstring injury after being placed on Reserve/Injured on Oct. 9 and returned to action after being activated on Nov. 28...**at Cincinnati (Sept. 13):** Hauled in a three-yard pass and ran 19 times for 84 yards (4.4 avg.)...Took a speed-option pitch to the left in the second-quarter, utilizing a block from TE Stephen Anderson for a 13-yard gain...**vs. Kansas City (Sept. 20):** Recorded his first game with 100-plus yards from scrimmage, finishing with

BEYOND THE BOLT



During this offseason, Ekeler spent part of the stay at home order hosting video at-home workouts on Twitch to engage with fans and help them stay committed to physical fitness and exercise during the COVID-19 pandemic. He continues to post workouts to his social media accounts as a motivation to others to continue making physical activity a priority in their lives.

In September 2018, Ekeler participated in the team's annual shoe distribution with WSS in Los Angeles. Chargers players, Charger Girls and staff were paired with 450 students from the 10 elementary schools in Inglewood Unified School District. Each student picked out a new pair of shoes and a backpack for the upcoming school year.

148 on the day...Rushed for a season-high 93 yards on 16 attempts (5.8 avg.)...Added four catches for 55 yards (13.8 avg.)...His rushing effort gave him over 1,500 yards rushing and 1,500 yards receiving in his career...Eclipsed 1,500 yards rushing and 1,500 yards receiving on the 473rd offensive touch of his career, the third-fewest by a RB since the merger (New Orleans' Alvin Kamara did so on his 470th and Dallas' Herschel Walker on his 471st)...Kicked off the game with back-to-back carries for nine yards each, helping set the tone for the team's game-opening TD drive...Motioned from right-to-left on third-and-four before running a wheel-route down the left sideline, catching a jump ball from QB Justin Herbert for a first down to the Kansas city four-yard line...Later in the opening quarter, took a swing-pass in the right flat for a 10-yard gain after breaking a tackle attempt by S Juan Thornhill...Took a short pass in the middle of the field in the second quarter, breaking the tackle attempts of Thornhill and LB Ben Niemann for a 22-yard gain...Later in the half, spun out of the arms of DT Chris Jones in the backfield to turn the play into a carry for nine yards...**vs. Carolina (Sept. 27):** Had 143 scrimmage yards (59 rushing, 84 receiving), registering his second game with 100 scrimmage yards in as many weeks...Set a season high with 11 catches...Punched in a 12-yard rushing TD for his first score of the season...On the score, took a handoff up the middle behind a block from TE Hunter Henry and breaking tackles of S Trey Boston, S Jeremy Chinn and CB Rasul Douglas...Set up his TD run by taking a screen pass in the left flat, using blocks from C Dan Feeney and G Ryan Groy to gain 28 yards...**at Tampa Bay (Oct. 4):** Had two carries for 12 yards (6.0 avg.) and a two-yard reception before exiting early in the game with a hamstring injury...**at Buffalo (Nov. 29):** Returned after a seven-week absence on Reserve/Injured to start at RB and post his third game with 100-plus scrimmage yards on the season...Totaled 129 yards from scrimmage (44 rushing, 85 receiving)...Tied his season high with 11 receptions while the 85 receiving yards set a single-game season high...In the first quarter,

took a swing-pass in the left flat for 14 yards on third-and-10 running away from the coverage of LB A.J. Klein...Took a draw handoff and bounced it outside behind blocks from G Forrest Lamp and WR Keenan Allen for a 13-yard gain...**vs. New England (Dec. 6):** Ran for 36 yards on eight attempts (4.5 avg.) and hauled in four passes for 32 yards (8.0 avg.)...**vs. Atlanta (Dec. 13):** Recorded his fourth performance of the season of 100-plus scrimmage yards...Carried the ball 15 times for 79 yards (5.3 avg.) and added 67 receiving yards on nine receptions (7.4 avg.) to total 146 yards from scrimmage, the fourth-best single-game output of his career...Took a shotgun handoff in the first quarter to the right, breaking a tackle of DT Tyeler Davison for the first of his back-to-back 13-yard carries...Had another shotgun carry for 13 yards in the third quarter, taking it up the middle and breaking four tackles before being brought down...**at Las Vegas (Dec. 17):** Registered four receptions for 19 yards (4.8 avg.) and 13 carries for 60 yards (4.6 avg.)...Took a handoff up the middle and cut back left in the fourth quarter, turning in a 27-yard gain on the play...**vs. Denver (Dec. 27):** Became the fourth RB since 1970 to reach 15 career TD catches before turning 26 years old, joining Christian McCaffrey, Chuck Foreman and Joe Cribbs, doing so at 25 years, 224 days old...Hauled in three passes for 23 yards (7.7 avg.) and a TD for his first receiving score of the season...The 15 receiving TDs tied for the most by a RB in team history with LaDainian Tomlinson...On the score, motioned pre-snap from wide left to the slot, taking the pass in the left flat upfield and powering through a tackle attempt by ILB Josey Jewell for the nine-yard TD...The score made Justin Herbert the all-time record-holder for TD passes by a rookie...Added 10 rushing attempts for 45 yards (4.5 avg.)...Got in range for the game-winning field goal by taking a handoff inside the two-minute warning up the middle and cutting it back to the right, breaking a tackle by S Justin Simmons for 23 yards...**at Kansas City (Jan. 3):** Set the franchise record for career receiving TDs by a RB, passing LaDainian Tomlinson, with his 16th career scoring grab...The 16 TD catches tie for the second-most by an undrafted RB in the common draft era (since 1967)...On the play, lined up out wide and took a screen pass in the left flat, powering through defenders to punch in the four-yard score...The TD was Justin Herbert's 30th of the season, making the rookie passer the youngest player in NFL history to throw 30-plus TDs in a single season...Finished with six receptions for 33 yards (5.5 avg.) and a TD...Added seven carries for 18 yards (2.6 avg.)

2019: Played in all 16 games, starting five at RB and three as the second RB...Posted a single-season career-high 557 rushing yards and three TDs on 132 attempts (4.2 avg.)...Added single-season career highs with 92 catches for 993 yards (10.8 avg.) and eight TDs to reach 1,550 yards from scrimmage on the season...The 993 receiving yards are good for the second-most in a single season by an RB in Chargers history...In a Week 14 win at Jacksonville, became the second-ever Charger (Lionel James, 1985) to

record 100-plus rushing yards and 100-plus receiving yards in a single game...Joined RB Priest Holmes (2002, '03) as the only undrafted RBs to record at least 100 scrimmage yards and a TD in three of their team's first four games of a season in the common draft era (since 1967)... Became the first undrafted RB in the common draft era to register three TD catches in each of his first three pro seasons and the first to total eight receiving TDs in a single season...Passed Hal Giancanelli for the second-most TD catches (10) by an undrafted RB through his first three seasons...Tied WR Keenan Allen and Hall of Fame TE Kellen Winslow's single-game team record with a 15-catch performance in Week 5 vs. Denver...Coupled with Allen this year, became the second-ever set of Chargers teammates to each have 80-plus catches in the same season and the first set to each have 90-plus...With Allen and WR Mike Williams, became the first trio of teammates to each have 900-plus receiving yards in the same season since New England accomplished the feat in 2014...Posted three 100-yard receiving games, including the first of his career in Week 7 at Tennessee, and a 100-yard rushing game... Recorded 287 scrimmage yards in the first two games, the most in the first two weeks by a RB in Chargers history...Moved to No. 8 in team annals in receptions by a RB...Moved No. 8 among all RBs in team history with 1,676 career receiving yards, passing Danny Woodhead (1,429), Darren Sproles (1,400) and Chuck Muncie (1,237)... Reached 14 career receiving TDs, tying for No. 2 in team annals by a RB...Became the fifth player in the last decade to record 150-plus scrimmage yards and three scrimmage TDs in a Week 1 game...Was just the fourth Charger in history to have at least four scrimmage scores over the first two games of a season...Posted the second multi-TD catch game of his career, making him the fifth Bolts RB in history to do so...**Awards:** Pro Football Focus Second-Team All-Pro (Flex Offensive Player)...Pro Football Journal Second-Team All-AFC (3rd Down RB)...**vs. Indianapolis (Sept. 8):** Caught six passes for 96 yards (16.0 avg.) and two TDs, including one that went 55 yards...It marked his second career multi-TD catch game, making him the fifth-ever Chargers RB to accomplish the feat...Added 58 rushing yards and a TD on 12 attempts (4.8 avg.)...Set single-game career highs with 154 yards from scrimmage and three scrimmage TDs...Moved to No. 2 in team history among undrafted RBs with eight career TD catches...Became the fifth player in the last 10 years to post 150-plus yards from scrimmage and three scrimmage TDs in a season opener...On the first TD catch, caught a pass in the right flat for the one-yard score...On the second, caught a screen pass in the right flat, taking it 55 yards for the score behind blocks from G/T Michael Schofield III and C Mike Pouncey before breaking tackle attempts by CB Pierre Desir and LB Darius Leonard...Took the handoff up the middle in overtime for a game-winning seven-yard TD run behind Schofield, G Dan Feeney and FB Derek Watt...**at Detroit (Sept. 15):** Ran for 66 yards and a TD on 17 carries (3.9 avg.), making him the fourth Charger in history to post at least four scrimmage scores

over the first two games of a season...Added six catches for 67 yards (11.2 avg.)...Totaled 133 scrimmage yards for his second-straight game with at least 130 yards from scrimmage, bringing his season total to 287 yards from scrimmage, which was good for the most in Chargers history by a RB through the first two games of a season...Ended the game with 78 career catches and 846 career receiving yards, tying Cid Edwards for the fourth-most catches by an undrafted RB in team annals and passing Edwards for No. 4 among undrafted RBs in franchise history...In the first quarter, ran a stop-and-go-route down the right sideline after starting spread wide to the right, beating the coverage of DB Tracy Walker for a 35-yard gain...Later on the same drive, leaped over the line for a one-yard TD...In the third quarter, took a screen pass in the right flat for a 25-yard gain with downfield blocking from Mike Pouncey, Dan Feeney and T Sam Tevi...**vs. Houston (Sept. 22):** Posted 36 rushing yards on nine attempts (4.0 avg.) and 45 receiving yards on seven catches (6.4 avg.) to record 81 scrimmage yards...Broke a tie with Cid Edwards (78) for the third-most catches by an undrafted RB in team history, finishing the game with 85 for his career...**at Miami (Sept. 29):** Registered 122 yards from scrimmage (60 rushing, 62 receiving) and two TDs (one rushing, one receiving) to join Priest Holmes (2002, '03) as the only undrafted RBs in the common draft era (since 1967) to have 100-plus scrimmage yards and a TD in three of his team's first four games of a season)... Also became the first undrafted RB in the common draft era to register three receiving TDs in each of his first three pro seasons...On the TD catch, came in motion behind the formation, catching a swing pass in the left flat before forcing a missed tackle by S Reshad Jones and powering through CB Xavien Howard at the goal line...**vs. Denver (Oct. 6):** Started as the second RB, finishing with a single-game team-record 15 receptions for 86 yards (5.7 avg.)...Eclipsed 1,000 career receiving yards...Added three carries for seven yards (2.3 avg.)...**vs. Pittsburgh (Oct. 13):** Carried the ball five times for 11 yards (2.8 avg.) while catching three passes for 14 yards (4.7 avg.)...**at Tennessee (Oct. 20):** Posted seven receptions for 118 yards (16.9 avg.) and a 41-yard TD, the first 100-yard performance of his career...Added seven rushing yards on five attempts (1.4 avg.)...In the fourth quarter, was split wide to the right, getting behind the coverage of LB Wesley Woodyard on a stop-and-go-route to bring in the receiving score... Tied Hal Giancanelli for the second-most receiving TDs (10) by an undrafted RB through the first three seasons of his career...**at Chicago (Oct. 27):** Ran three times for three yards (1.0 avg.) and posted two catches for 19 yards (9.5 avg.), including an 11-yard reception for the game-winning TD...On the play, caught the pass in the right flat before turning upfield and juking past LB Danny Trevathan and diving into the end zone through a hit by LB Roquan Smith...Passed Don Woods (1,187) for No. 10 in receiving yards by a Chargers RB in history...**vs. Green Bay (Nov. 3):** Set a season high with 70 rushing yards on 12 carries (5.8 avg.)...Added four receptions for 23

yards (5.8 avg.)...**at Oakland (Nov. 7):** Started as the second RB, carrying the ball six times for 19 yards (3.8 avg.) and catching a pair of passes for 29 yards (14.5 avg.) and a TD...On the scoring grab, ran a drag-route from the left while running away from the coverage of LB Tahir Whitehead for a six-yard TD...On the first play from scrimmage, lined up in a bunch formation in the left slot to run a post-route for a 23-yard gain, holding onto the pass despite a big hit from S Karl Joseph...Moved to No. 9 in career receiving yards and No. 4 in career TD catches by an RB in team history...**vs. Kansas City (Estadio Azteca, Nov. 18):** Had 108 receiving yards on eight catches (13.5 avg.) for his second 100-yard performance...Added 24 rushing yards on five attempts (4.8 avg.)...Set a single-season career high by eclipsing 1,000 yards from scrimmage on the season...Caught a swing pass to the right with DE Tanoh Kpassagnon trailing in coverage before juking past S Jordan Lucas for a 37-yard catch-and-run...Had a block on CB Bashaud Breeland to help free RB Melvin Gordon III for a 21-yard carry...**at Denver (Dec. 1):** Reached 10 scrimmage TDs on the season by hauling in his seventh receiving score of the year...Finished with four catches for 51 yards (12.8 avg.) and the TD, which tied him with Danny Woodhead for No. 3 in Chargers history among RBs...Moved to No. 8 in team annals for receiving yards by a RB, passing Darren Sproles (1,400)...Carried the ball nine times for 16 yards (1.8 avg.)...Ran a wheel-route to the left behind the coverage of LB Todd Davis before powering through hits from S Justin Simmons and CB Isaac Yiadom for a 30-yard receiving score...**at Jacksonville (Dec. 8):** Started at RB, registering over 100 yards rushing and over 100 yards receiving, the second-ever Charger to do so (Lionel James, 1985)...Accomplished the feat on 12 touches, the fewest of any player to achieve 100 and 100 in NFL history...Rushed for 101 yards on eight attempts (12.6 avg.) while catching four passes for 112 yards (28.0 avg.) and an 84-yard TD, setting a single-game career high with 213 scrimmage yards...With just under five minutes left in the game, took a handoff to the left for a three-yard gain to surpass 100 rushing yards... On the next play, ran to the right flat on a screen pass for 14 yards, eclipsing 100 receiving yards... The TD catch gave him eight for the season, tying for the most in a season by a RB in team history, and 14 for his career, tying for the second-most in Chargers history by a RB...On the TD, caught a screen pass in the right flat, turning upfield using blocks from Allen Keenan and Michael Schofield to go for an 84-yard score, the longest pass of QB Philip Rivers' career...The 100-yard receiving performance gave him three for his career, tying for the most by a RB in team annals...Moved past Chuck Muncie (138) for No. 9 on the team's all-time receptions list among RBs...Eclipsed 1,500 career receiving yards, moving into sole possession of seventh among RBs in team history past Danny Woodhead...Took a first half handoff to the left behind blocks from Allen, TE Hunter Henry and Mike Williams...**vs. Minnesota (Dec. 15):** Carried the ball seven times for 19 yards (2.7 avg.) and catching five passes for 62

yards (12.4 avg.)...Ran a wheel-route on the left side, getting behind the coverage of LB Eric Kendricks for a 27-yard gain...**vs. Oakland (Dec. 22):** Registered 58 receiving yards on five receptions (11.6 avg.), bringing him to 950 receiving yard on the year to pass Ronnie Harmon (914 in 1992) for the second-most single-season receiving yards by a Chargers RB in history...Moved to No. 8 on the team's all-time receptions list among RBs...Joined Keenan Allen as the second-ever set of Chargers teammates to each have 80-plus catches in the same season...Along with Allen and Mike Williams, became the first trio of NFL teammates to have 900-plus receiving yards in the same year since the Patriots accomplished the feat in 2014...In the second quarter, slipped to the left flat, catching a pass and breaking the tackle of LB Will Compton and spinning out of another tackle, this time of S Erik Harris, for a 17-yard gain...**at Kansas City (Dec. 29):** Posted nine carries for 46 yards (5.1 avg.) and nine catches for 43 yards (4.8 avg.)...Eclipsed 90 catches, giving him the second-most in a single season by a Chargers RB in history...With Keenan Allen, was part of the first duo of Chargers teammates to each have 90-plus catches in the same season...The rushing yards pushed him to 557, setting a new single-season career high.

2018: Appeared in 14 games with three starts at RB and was inactive two others...Carried the ball 106 times for 554 yards (5.2 avg.) and three TDs...Posted 39 receptions for 404 yards (10.4 avg.) and three TDs, including a career-long 44-yard TD catch...Passed Hank Bauer for the second-most scrimmage TDs by an undrafted RB in team history over a player's first two seasons, reaching 11 career scrimmage scores in the regular-season finale...The receiving scores brought his career total to six, making him the sixth undrafted RB in NFL history to have at least six TD catches in his first two seasons... Became the first undrafted RB to record five-plus TD catches in his first two seasons since 1966 (Dallas RB Dan Reeves had nine TD catches from 1965-66)...The six receiving TDs tied RB Mike Tolbert for the third-most in team history by an undrafted RB...Became the first undrafted Charger to record a rushing TD and a receiving TD in each of his first two seasons...Recorded nine tackles on special teams, giving him 26 for his career...Participated in both playoff games for the first postseason action of his career... Recorded 11 carries for 29 yards (2.6 avg.) while adding seven catches for 33 receiving yards (4.7 avg.)...Registered a tackle on special teams...**Awards:** Pro Football Journal Second-Team All-AFC (Third Down RB)...**vs. Kansas City (Sept. 9):** Finished with five carries for 39 yards (7.8 avg.) and five receptions for a career-high 87 yards (17.4 avg.) and a TD...The 126 scrimmage yards were a single-game career high, beating his mark of 119 in Week 10 of 2017 at Jacksonville... Midway through the second quarter, hauled in the 13-yard TD pass from QB Philip Rivers, marking Rivers' 343rd career TD passes for sole possession of sixth in NFL history...On the play, got behind LB Anthony Hitchens in the front left corner of the end zone as Rivers stood tall in the

face of pressure...Earlier in the game, corralled a pass down the left sideline that was tipped by WR Keenan Allen for a 30-yard gain, maintaining possession after an illegal hit by DB Ron Parker... **at Buffalo (Sept. 16):** Posted a career best with a game-high 77 rushing yards on 11 carries (7.0 avg.), surpassing his previous high of 49 yards (Dec. 10, 2017 vs. Washington) with 10 minutes remaining in the second quarter...Added three receptions for 21 yards (7.0 avg.)...Took a sweep handoff from left-to-right for 16 yards in the first quarter, getting downfield blocks from TE Virgil Green and WR Tyrell Williams...Posted two carries of 15-plus yards in a three-play stretch in the second quarter...Took the first handoff off tackle to the left with a block from Green pulling to the left before breaking a tackle attempt of S Micah Hyde for a 22-yard gain...Two plays later, received another pulling block from Green to spring him free on an end-around to the left for 16 yards...**at Los Angeles Rams (Sept. 23):** Carried the ball four times for 47 yards (11.8 avg.)...Caught three passes for 24 yards (8.0 avg.)...Posted a game-long 32-yard run in the third quarter, juking past S Lamarcus Joyner in the open field after receiving sealing blocks from G Michael Schofield III, Virgil Green, FB Derek Watt and C Mike Pouncey...Added a tackle on special teams...**vs. San Francisco (Sept. 30):** Hauled in two catches for 31 yards (15.5 avg.), including a 22-yard score...The receiving TD marked his second of the year and fifth of his career, making him the first undrafted RB to catch five-plus TD passes in the first two seasons of his professional career since 1966 (Dan Reeves had nine from 1965-66)...On the score, lined up split wide to the right and ran a go-route down the sideline, getting behind the single-man coverage of LB Fred Warner to catch the pass from Philip Rivers in the end zone... Added 25 rushing yards on eight attempts (3.1 avg.)...Registered a special teams tackle...**vs. Oakland (Oct. 7):** Hauled in the sixth TD pass of his career on a career-long 44-yard catch-and-run to become the sixth-ever undrafted RB to have six-plus TD receptions in his first two seasons...On the play, caught the ball in the left flat, juking by LB Tahir Whitehead and CB Daryl Worley and running down the sideline for the score while getting a block from Keenan Allen... Posted six carries for 15 yards (2.5 avg.)... Recorded two special teams tackles...**at Cleveland (Oct. 14):** Carried the ball seven times for 60 yards (8.6 avg.)...Part of a rushing attack that registered 246 yards on the ground, the most by a Chargers offense since 2008... Recorded two carries for 10-plus yards within a three-play span in the third quarter, including a 13-yard gain where he broke three tackles...In the fourth quarter, took a shotgun handoff to the left for 20 yards, getting key blocks from G Dan Feeney, T Russell Okung, C/G Scott Quessenberry and Virgil Green...Posted a tackle on special teams...**vs. Tennessee (Wembley Stadium, Oct. 21):** Made the first start at RB of his career in place of an injured Melvin Gordon... Carried the ball 12 times for 42 yards (3.5 avg.) and tied a single-game career high with five receptions for 26 yards (5.2 avg.)...Took a handoff in the third quarter for an 11-yard gain,

weaving through blocks from Mike Pouncey, Dan Feeney and Virgil Green...**at Seattle (Nov. 4):** Carried the ball three times for 21 yards (7.0 avg.) and registered a 13-yard reception...Took a jet-sweep to the left in the first quarter for a 16-yard gain behind blocks from Virgil Green and TE Sean Culkin...**at Oakland (Nov. 11):** Carried the football three times for 19 yards (6.3 avg.)...Registered five tackles on special teams...**vs. Denver (Nov. 18):** Posted 29 rushing yards on six attempts (4.8 avg.) while registering two receptions for 40 yards (20.0 avg.)...Took his longest run of the day 17 yards on a reverse behind blocks from Philip Rivers and Keenan Allen...In the fourth quarter, hauled in a pass on a drag-route that went for a 23-yard gain after breaking a tackle attempt by ILB Josey Jewell...**vs. Arizona (Nov. 25):** Recorded the third game of his career with 100-plus scrimmage yards, finishing the day with 103...Set a single-game career high with 10 catches, gaining 68 yards on those receptions (6.8 avg.)...Carried the ball five times for 35 yards (7.0 avg.) and a TD, his first rushing score of the year, becoming the first undrafted Charger in history to score a rushing and receiving TD in each of his first two seasons...Set up his own two-yard score one play earlier by taking a pitch to the left in the third quarter on fourth-and-one for 13 yards, sprinting around S Antoine Bethea and breaking the tackle attempt of CB Patrick Peterson to move the chains...Earlier in the third quarter, broke tackle attempts by LB Gerald Hodges and CB Leonard Johnson on a 14-yard catch-and-run on an underneath route...**at Pittsburgh (Dec. 2):** Started at RB for the second time in his career... Carried the ball a career-high 13 times for 21 yards (1.6 avg.)...Registered five receptions for 22 yards (4.4 avg.)...**vs. Cincinnati (Dec. 9):** Punched in a rushing TD and had 66 yards on the ground on 15 attempts (4.4 avg.)...The rushing score gave him 10 career scrimmage TDs to tie Hank Bauer for the second-most in team history by an undrafted RB through his first two seasons...Registered the five-yard TD in the second quarter, cutting at the line of scrimmage behind a crashing block from T Sam Tevi and a sealing block from TE Antonio Gates before powering through S Shawn Williams and LB Nick Vigil at the goal line...Set up the score by taking a screen pass in the left flat 21 yards to the five-yard line...Added a pair of receptions for 28 yards (14.0 avg.)...On the game's opening drive, posted carries of 18 and 15 yards...Started at RB for the third time...**at Kansas City (Dec. 13):** Inactive (neck/concussion)...**vs. Baltimore (Dec. 22):** Inactive (neck)...**at Denver (Dec. 30):** Carried the ball eight times for 58 yards (7.3 avg.) and a TD...Took a fourth quarter handoff to the right, bouncing it outside behind blocks from Tyrell Williams and Sean Culkin before breaking a tackle for a 41-yard gain...Later on the same drive, powered up the middle for a one-yard score through two Denver defenders... **at Baltimore (AFC Wild Card, Jan. 6):** Saw action in the first postseason game of his career, participating on 39 offensive plays and four on special teams...Carried the ball 11 times for 29 yards (2.6 avg.) and registered 14 receiving yards on four catches (3.5 avg.)...**at New England**

(AFC Divisional, Jan. 13): Caught three passes for 19 yards (6.3 avg.)...Added a tackle on special teams.

2017: Appeared in all 16 games...Scored a 35-yard TD on the first carry of his career...Registered 47 carries for 260 yards (5.5 avg.) and two TDs...Posted 27 receptions for 279 yards (10.3 avg.) and three TDs...Recorded two TD catches of 20-plus yards in the contest at Jacksonville, becoming the first RB to do so in a single game since RB Jamaal Charles (Dec. 15, 2013)...His three TD catches were the most by an undrafted rookie RB in Chargers history and tied RB Don Woods (1974) and RB James Brooks (1981) for the most by a rookie RB in team annals...Returned five kickoffs for 85 yards (17.0 avg.)...Added 17 special teams tackles...**at Denver (Sept. 11):** Made his NFL debut in his home state of Colorado...Posted two receptions for 18 yards (9.0 avg.) while seeing action on three offensive plays and 17 on special teams...Registered a special teams tackle on punt coverage, pinning Denver inside its own 20...**vs. Miami (Sept. 17):** Returned three kickoffs for 49 yards (16.3 avg.) with a long of 22 yards...Added a special teams tackle on punt coverage...**vs. Kansas City (Sept. 24):** Registered a six-yard reception...**vs. Philadelphia (Oct. 1):** Recorded a TD on the first carry of his career, a 35-yard score in the fourth quarter...Forced a missed tackle by OLB Mychal Kendricks on second down before running away from defenders for the score...Added two receptions for 23 yards (11.5 avg.)...Contributed with two special teams tackles on punt coverage that pinned the Eagles inside the 20-yard line...**at New York Giants (Oct. 8):** Posted four carries...Registered career highs in receptions (three) and receiving yards (28) for a 9.3 yards-per-reception average...Contributed with a tackle on kickoff coverage, pinning the Giants inside their own 20-yard line...**at Oakland (Oct. 15):** Recorded a one-yard run and an eight-yard reception...Totaled two special teams tackles on punt coverage...Converted a reception on third-and-eight to move the chains on the team's first scoring drive...Caught the pass from QB Philip Rivers in the right flat and juked past CB David Amerson to get enough yardage for the first down...**vs. Denver (Oct. 22):** Registered the first TD catch of his career, finishing the game with four catches for six yards (1.5 avg.) and the score...On the play, started in shotgun formation to the right of Philip Rivers before motioning left out of the backfield to catch a swing-pass in the left flat from Rivers for the one-yard score...Posted 38 rushing yards on seven carries (5.4 avg.)...Added a special teams tackle on kickoff coverage that forced Denver to start inside the 20...Contributed on punt coverage by downing a punt by P Drew Kaser at the Denver one-yard

line in the third quarter...**at New England (Oct. 29):** Posted two rushes for eight yards (4.0 avg.) and hauled in a 13-yard catch...Returned two kickoffs for 36 yards (18.0 avg.)...Added a special teams tackle on punt coverage...**at Jacksonville (Nov. 12):** Led the team in rushing and receiving yards, posting his first game with more than 100 scrimmage yards (119)...Posted 42 rushing yards on 10 carries (4.2 avg.)...Finished with 77 receiving yards and two TDs on five catches (15.4 avg.), including a 28-yard TD catch at the end of the first half...On the play, caught a pass in the right flat and ran away from LB Telvin Smith before breaking a tackle by CB Jalen Ramsey and running down the sideline for the score...Added a 22-yard score after catching another pass in the right flat before turning up the sideline and diving across the goal line for the TD...Became the first RB to post two TD catches of 20-plus yards in the same game since Jamaal Charles (Dec. 15, 2013)...Led the team with three special teams tackles, all coming on punt coverage...**vs. Buffalo (Nov. 19):** Rushed for 40 yards and a TD on six attempts (6.7 avg.)...In the fourth quarter, took a handoff up the middle from QB Kellen Clemens and ran away from Bills defenders for a 21-yard TD after receiving blocks from G/T Michael Schofield, G Kenny Wiggins, TE Cumberland and WR Tyrell Williams...Added two catches for 18 yards (9.0 avg.)...**at Dallas (Nov. 23):** Rushed for 15 yards on six attempts (2.5 avg.) and posted three catches for 55 yards (18.3 avg.), including a 38-yard catch in the third quarter...On third-and-two, was split wide left and put a double-move on LB Justin Durant to get open down the left sideline for the 38-yard completion from Philip Rivers...**vs. Cleveland (Dec. 3):** Posted 19 rushing yards on four attempts (4.8 avg.) and 21 receiving yards on a pair of receptions (10.5 avg.)...**vs. Washington (Dec. 10):** Posted a 49 rushing yards on four carries (12.3 avg.)...Three special teams tackles came on kickoff coverage (one pinning the Redskins inside the 20) and two came on punt coverage (one pinned Washington inside their own 20)...On final play of the first half, took a handoff from Philip Rivers in the shotgun and ran through blocks from T Russell Okung, G Dan Feeney and TE Antonio Gates for a 33-yard gain, finishing just short of the end zone...**at Kansas City (Dec. 16):** Played 10 snaps on offense and six on special teams before leaving with a hand injury...Finished with a six-yard reception and 13 rushing yards on two attempts (6.5 avg.)...Ran for a 12-yard gain in the first quarter, taking an end-around handoff from Philip Rivers after a fake swing-pass to RB Melvin Gordon past a block from Dan Feeney...**at New York Jets (Dec. 24):** Limited to four special teams plays due to a hand injury suffered at Kansas City...**vs. Oakland (Dec. 31):** Still limited with a cast on his hand, appeared on six special teams snaps.

COLLEGE: Played four seasons (2013-16) at Western State Colorado in Gunnison, Colo., totaling 5,857 rushing yards and 55 rushing TDs on 932 attempts (6.3 avg.)...Broke almost every career rushing record in school history...Four-time first-team All-Rocky Mountain Athletic Conference selection...Posted 1,000-plus rushing yards all four seasons (1,049 in 2013, 1,676 in 2014, 1,637 in 2015 and 1,495 in 2016)...Became the school's career rushing yards leader as a junior...Candidate for the Harlon Hill Trophy in 2015, which is awarded to the top Division-II player...Set a career high with a 344-yard, five-TD performance at Western New Mexico in 2015...With 1,676 rushing yards as a sophomore in 2014, set the Mountaineers record for rushing yards in a single season.

PERSONAL: Given name Austin Ekeler...Last name is pronounced ECK-ler...Born in Lincoln, Neb. ...Spent a month the 2019 offseason in Australia...In 2019, participated with TE Hunter Henry in the Tour de Pier in Manhattan Beach, Calif., helping raise funds and awareness for pancreatic cancer...Sent video messages to congratulate the graduates from Los Angeles and Inglewood Unified School Districts...Completed his collegiate degree in the spring of 2018, following his rookie campaign...Earned a degree in energy management from Western State Colorado...**High School:** Earned All-Conference and All-State honors in football and track & field at Eaton (Colo.) High...Finished his high school career with 2,398 rushing yards and 42 TDs for a 10.2 avg.

AUSTIN EKELER NFL STATISTICS

Year	Team	GP	GS	- Rushing -					- Receiving -					Scrimmage
				Att	Yds	Avg.	Lg	TD	No.	Yds	Avg.	Lg	TD	Yards
2017	Los Angeles Chargers	16	0	47	260	5.5	35t	2	27	279	10.3	38	3	539
2018	Los Angeles Chargers	14	3	106	554	5.2	41	3	39	404	10.4	44t	3	958
2019	Los Angeles Chargers	16	8	132	557	4.2	35	3	92	993	10.8	84t	8	1,550
2020	Los Angeles Chargers	10	10	116	530	4.6	27	1	54	403	7.5	28	2	933
NFL Totals		56	21	401	1,901	4.7	41	9	212	2,079	9.8	84t	16	3,980

Year	Team	No.	- Kickoff Returns -				- Punt Returns -				- All-Purpose -		
			Yds	Avg.	Lg	TD	No.	FC	Yds	Avg.	Lg	TD	Yards
2017	Los Angeles Chargers	5	85	17.0	22	0	0	0	0	-	-	0	624
2018	Los Angeles Chargers	0	0	-	-	0	0	0	0	-	-	0	958
2019	Los Angeles Chargers	0	0	-	-	0	0	0	0	-	-	0	1,550
2020	Los Angeles Chargers	0	0	-	-	0	0	0	0	-	-	0	933
NFL Totals		5	85	17.0	22	0	0	2	0	-	-	0	4,065

POSTSEASON		GP	GS	- Rushing -					- Receiving -					Scrimmage
Year	Team			Att	Yds	Avg.	Lg	TD	No.	Yds	Avg.	Lg	TD	Yards
2018	Los Angeles Chargers	2	0	11	29	2.6	7	0	7	33	4.7	9	0	62
Postseason Totals		2	0	11	29	2.6	7	0	7	33	4.7	9	0	62

POSTSEASON		No.	- Kickoff Returns -				- Punt Returns -				- All-Purpose -		
Year	Team		Yds	Avg.	Lg	TD	No.	FC	Yds	Avg.	Lg	TD	Yards
2018	Los Angeles Chargers	0	0	-	-	0	0	0	0	-	-	0	62
Postseason Totals		0	0	-	-	0	0	0	0	-	-	0	62

CAREER TRANSACTIONS

- 2017** Signed by Los Angeles Chargers as undrafted free agent, May 12.
- 2020** Signed contract extension, March 16...Placed on Reserve/Injured (hamstring), Oct. 9...Activated from Reserve/Injured, Nov. 28.



KYLER FACKRELL ⚡ 52

OUTSIDE LINEBACKER | UTAH STATE

6-5 | 245 lbs | MESA, ARIZ.

UFA (NYG) — 2021

EXPERIENCE: 6TH NFL SEASON

1ST YEAR WITH CHARGERS

CAREER HIGHLIGHTS

- ▶ *Has appeared in 73 games in his five NFL seasons, amassing 20.5 sacks and 27 tackles for loss.*
- ▶ *Registered one of the best single-season performances of his career in 2018, leading Green Bay with his 10.5 sacks and pacing the Packers with 12 tackles for loss.*
- ▶ *Joined All-Pro defenders T.J. Watt and Aaron Donald as the NFL's only players to post multiple three-sack outings in the 2018 season.*
- ▶ *Last season with the Giants, started a career-high nine contests, helping New York close out the regular season with four-straight wins. Against Dallas in Week 5, picked off QB Dak Prescott and returned the takeaway 46 yards for a touchdown, collecting the first interception, and first ever score, of his NFL career.*
- ▶ *Originally a walk-on at Utah State, capped his career in 2015 with first-team All-Mountain West Conference acknowledgement after leading the nation with five fumble recoveries and setting a new program record for most quarterback hurries in a single season (12).*

2020: Started a career-best nine games, appearing in 12 overall, for the Giants...Amassed 34 tackles (23 solo), seven tackles for loss, four sacks and one forced fumble, while registering two passes defended, including his first career interception...Returned his interception 46 yards for a touchdown in New York's road contest against division-rival Dallas...**vs. Pittsburgh (Sept. 14):** In the season opener on *Monday Night Football*, totaled two tackles (one solo)... **at Chicago (Sept. 20):** Logged his first start as a member of the Giants, notching a season-high four solo tackles and his first sack as a member of the Giants...On Chicago's opening possession, dropped QB Mitchell Trubisky for a loss of six yards on first down...**at L.A. Rams (Oct. 4):** Posted four solo tackles, three of which were tackles for loss, including one sack...Notched three of his stops behind the line of scrimmage in the second quarter...On a third-and-six in the second quarter, dropped Jared Goff for a loss

of 10 yards, forcing a fourth-and-16 and ensuing Rams punt...On the next series, corralled Rams RB Malcolm Brown on consecutive plays, as the latter was a loss of one yard, forcing a third-and-two for Los Angeles...**vs. Washington (Oct. 18):** Recorded three tackles (two solo), including one strip-sack, helping the Giants secure their first win of the 2020 season...His fourth-quarter sack of QB Kyle Allen jarred the ball loose, which was recovered by teammate Tae Crowder and was returned 43 yards for a touchdown and helping to secure the win over Washington, the eventual champions of the NFC East Division... **vs. Dallas (Jan. 3):** Closed the regular season with three solo tackles, including one sack, over the Cowboys, helping New York finish the season in contention for the division title...On the first play of the fourth quarter, a third-and-nine for Dallas, took down QB Andy Dalton for a loss of eight yards, forcing the Cowboys to settle for a field goal...Tallied two solo stops on the final offensive possession for the Cowboys, a drive which was capped by an interception for the Giants defense, as New York closed out the season with four-straight wins.

2019: Appeared in all 16 regular-season games, as well as both postseason outings, in his final season with the Packers...Primarily contributed on special teams, while posting 30 tackles (19 solo), two tackles for loss and one sack defensively, amassing 10 quarterback hits... Logged four tackles on special teams...**vs. Detroit (Oct. 14):** On *Monday Night Football*, notched a season-high three tackles (two solo), splitting a third-quarter sack with LB Preston Smith...On Detroit's opening possession of the second half, partnered with Smith to drop Matthew Stafford for a loss of nine yards on third-and-nine, forcing a Lions punt...**vs. Oakland (Oct. 20):** Posted two tackles (one solo) and split a tackle for loss on a run stall to give the Packers their third-straight win, starting the season 6-1...**vs. Washington (Dec. 8):** Tallied two tackles, including a split sack...On third-and-nine of Washington's opening possession, partnered with DL Kenny Clark to drop QB Dwayne Haskins Jr. for a loss of 11 yards, forcing a fourth-and-long and ensuing punt from Washington's own endzone...On the subsequent possession, Green Bay started the drive at the 50-yard line and capped their eight-play drive with a touchdown to take the early lead...**at San Francisco (NFC Championship, Jan. 19):** Recorded two solo tackles, including one

sack for a loss of eight yards, in the conference's championship contest...On the final play of the first quarter, San Francisco faced a third-and-eight from Green Bay's 28-yard line, as he rushed and dropped QB Jimmy Garoppolo for a loss of eight yards and forced the 49ers to attempt a 54-yard field goal.

2018: Played in all 16 games, starting each of Green Bay's final seven outings at outside linebacker, and posted a career-high 41 tackles (28 solo), a team-leading and career-best 10.5 sacks and 13 tackles for loss...Was one of only three players in the NFL (Steelers OLB T.J. Watt and Rams DT Aaron Donald) to record multiple three-sack games in the 2018 season...Added three tackles on special teams...**vs. Buffalo (Sept. 30):** Registered a career-high three sacks, all three occurring in the fourth quarter, helping Green Bay shut out the Bills...Finished the day with four solo tackles...Two of the three sacks came on two of Buffalo's final three plays from scrimmage...Became the first Packers defender to register three quarterback takedowns in the fourth quarter of a single game since 2005...**at L.A. Rams (Oct. 28):** Sacked QB Jared Goff for a loss of four yards late in the third quarter to log his fourth sack of the season...**vs. Miami (Nov. 11):** Tallied four solo tackles, including a sack of QB Brock Osweiler in the first quarter to take his season total to a then-career-best five sacks...Dropped Osweiler for an eight-yard loss on third down to force Miami to settle for a field goal...at Seattle (Nov. 15): In his first start of the season, led the Packers with his second-career three-sack outing, matching his career-high single-game mark...Finished the game with six tackles (five solo)...Also added a tackle for loss on a run stuff of RB Rashaad Penny, marking a two-yard loss...**vs. Atlanta (Dec. 9):** Totaled three tackles (two solo), including one tackle for loss on a three-yard run stuff on the game's opening possession...**at Chicago (Dec. 16):** Split a sack with DL Montravius Adams late in the third quarter, jarring away the football and forcing a fumble, which was ultimately recovered by Chicago and kept possession with the Bears...vs. Detroit (Dec. 30): Closed out the slate with five tackles (two solo) and a sack, marking the first double-digit sack season of his career.

2017: Appeared in all 16 games, starting two at outside linebacker...Collected 34 tackles (23 solo), six tackles for loss, three sacks and one fumble recovery...Ranked second on the Packers with 20 quarterback pressures, adding nine quarterback hits...On special teams coverage, recorded three tackles...**vs. Seattle (Sept. 10):** In the season opener, logged the first fumble recovery of his career...On third-down of Seattle's opening series of the second half, fought off of a block and landed on a fumble caused by DT Mike Daniels, granting Green Bay possession on Seattle's six-yard line, leading to a Packers touchdown on the ensuing series...Helped jumpstart Green Bay's offense, as the Packers took a 7-3 lead after the takeaway, a lead that they would not relinquish...**at Minnesota (Oct. 15):** Recorded his first tackle for loss of the season, dropping RB Jerick McKinnon behind the

line of scrimmage...Finished the day with two tackles (one solo) and recorded one quarterback pressure...**vs. Baltimore (Nov. 19):** Posted a then-career-high five tackles (four solo) and two tackles for loss, including one sack...Late in the second quarter, dropped QB Joe Flacco for a loss of eight yards, marking his first quarterback sack of the 2017 season...In the fourth quarter, corralled RB Alex Collins for a loss of three yards, marking his second tackle behind the line of scrimmage on the day...Also contained RB Danny Woodhead on a third-and-16 screen pass, allowing the ballcarrier to gain just one yard, subsequently forcing a punt...**at Pittsburgh (Nov. 26):** Made his first career NFL start, commencing the game at outside linebacker...Registered two solo tackles and three quarterback pressures...**at Cleveland (Dec. 10):** Contributed significantly on defense, while maintaining his prominent role on special teams...Late in the first quarter, brought down QB DeShone Kizer for a zero-yard sack on third down, forcing a punt and amassing his second sack of the season...**vs. Minnesota (Dec. 23):** Started his second contest of the season, registering three solo tackles, including one sack for a loss of four yards...On a critical third-and-one, pursued and enclosed QB Case Keenum for a loss of four yards, forcing a Minnesota punt...Late in the fourth quarter, on Minnesota's final squib kick attempt, he recovered the kickoff and returned it 11 yards.

2016: Played in 13 games as a rookie for the Packers, seeing time on defense and special teams...Recorded nine tackles (all solo), two sacks, a forced fumble, six QB pressures, a QB hit and a pass defended...Finished the season with nine special teams tackles, tying for second-most on the team...Saw action in all three postseason contests, logging two special teams tackles in the NFC Wild Card win against the Giants...Was inactive for three games (Weeks 12-14) due to a hamstring injury...**at Jacksonville (Sept. 11):** Appeared in his first NFL game, logging a team-high 18 special teams snaps and seven snaps defensively...Logged a tackle on the opening kickoff, commencing a season-opening win on the road for the Packers in his NFL debut...**vs. Detroit (Sept. 25):** Recorded his first career sack, dropping Lions QB Matthew Stafford for a nine-yard loss...Appeared on a season-high 37 defensive snaps...**vs. N.Y. Giants (Oct. 9):** Posted his second sack in as many weeks, taking down Giants QB Eli Manning for a six-yard loss late in the first half, forcing a fumble on the takedown that helped the Packers notch a field goal and increased lead heading into the intermission...Finished the game with three tackles (two solo) defensively along with two special teams stops on kickoff coverage...**at Tennessee (Nov. 13):** Logged a solo stop, appearing on a team-best 31 special teams plays...**at Washington (Nov. 20):** Recorded his second outing with multiple special teams stops on the season, corraling one on kickoff coverage and the other on punt coverage...**at Philadelphia (Nov. 28):** Inactive (hamstring)...**vs. N.Y. Giants (NFC Wild Card, Jan. 8):** Posted two special teams stops, appearing on a team-high 21 special teams snaps.

COLLEGE: Started all 41 of his career game appearances at Utah State (2011-15)...Registered 253 tackles (104 solo), 36 tackles for loss, 12 sacks, four interceptions – one of which was returned for a touchdown – eight passes defended, seven fumble recoveries and four forced fumbles...Named All-Mountain West following 2015 after leading the nation with his five fumble recoveries, capping his collegiate career with three seasons of all-conference recognition...Registered 12 quarterback hurries, which set a new program record...Led the Aggies with 15 tackles for loss, along with 82 tackles (37 solo), four sacks and two forced fumbles... Was a semifinalist for the Butkus Award, which is given annually to the nation's top linebacker... Twice received Mountain West Defensive Player of the Week honors...Sustained a season-ending knee injury in the season opener at Tennessee in 2014 after earning second-team All-Mountain West honors as a redshirt sophomore in 2013... Led Utah State with 13 tackles for loss and matched the team-high mark with two forced fumbles...Secured an interception against Hawaii, returning the takeaway 99 yards for a touchdown...Along with his four-yard touchdown catch earlier in the season, the INT TD made him the first Aggie to score an offensive touchdown and a defensive touchdown in the same season since 1964...In his first year of eligibility as a redshirt freshman in 2012, earned first-team All-Western Athletic Conference recognition and Freshman All-America acknowledgement from the *Football Writers Association of America*, becoming just the fourth Utah State freshman to be selected as first-team all-conference in program history...Joined the Aggies in 2011 as a walk-on, redshirting his first season.

PERSONAL: Given name Kyler Bruce Fackrell... Born in Mesa, Ariz. ...Married to wife, Elizabeth, and the couple have two daughters, Delaney and Lucy...Graduated from Utah State with a bachelor's degree in business administration... Was teammates with former Chargers LB Nick Vigil at Utah State...Painted houses following his senior year of high school, before enrolling at Utah State in 2011...**High School:** Attended Mesa High School (Ariz.)...Earned 5A-I all-region honors both offensively and defensively following his senior season in 2009, playing LB, QB and WR...Helped lead the Jackrabbits to the program's first Arizona 5A State Championship in 17 years...Defensively, posted 68 tackles, two interceptions and a forced fumble, while completing 22-of-38 passes (57.9 pct.) for 334 yards and four touchdowns with 36 receptions for 662 yards (18.4 avg.) and five touchdowns receiving on the offensive side of the ball as a senior in 2009...On the ground, carried 22 times for 159 yards (7.2 avg.) and three scores, highlighted by a 97-yard touchdown run tied for the second-longest rush in school history, earning U.S. Air Force Team Player of the Week recognition following the performance...Also was a four-year letter winner on the basketball team and earned two varsity letters in volleyball, notching Division 5A-I All-Region honors in both basketball and volleyball.

KYLER FACKRELL NFL STATISTICS

Year	Team	GP	GS	– Tackles –					– Interceptions –					– Fumbles –			
				Total	Solo	Asst	Sacks	Yds	TFL	No.	Yds	Lg	TD	PD	FF	FR	Yds
2016	Green Bay Packers.....	13	0	9	8	1	2.0	15	1	0	0	–	0	1	1	0	0
2017	Green Bay Packers.....	16	2	24	18	6	3.0	12	5	0	0	–	0	0	0	1	0
2018	Green Bay Packers.....	16	7	41	28	13	10.5	69.5	12	0	0	–	0	0	0	0	0
2019	Green Bay Packers.....	16	0	19	11	8	1.0	10	2	0	0	–	0	0	0	0	0
2020	New York Giants.....	12	9	34	23	11	4.0	32	7	1	46	46t	1	2	1	0	0
NFL Totals.....		73	18	127	88	39	20.5	138.5	27	1	46	46t	1	3	2	1	0

Year	Team	GP	GS	– Tackles –					– Interceptions –					– Fumbles –			
				Total	Solo	Asst	Sacks	Yds	TFL	No.	Yds	Lg	TD	PD	FF	FR	Yds
2016	Green Bay Packers.....	3	0	0	0	0	0.0	0	0	0	0	–	0	0	0	0	0
2019	Green Bay Packers.....	2	0	2	2	0	1.0	8	1	0	0	–	0	0	0	0	0
Postseason Totals.....		5	0	2	2	0	1.0	8	1	0	0	–	0	0	0	0	0

CAREER TRANSACTIONS

- 2016** Selected by Green Bay Packers in the third round (161st overall) of NFL Draft, April 29... Signed rookie contract, May 12.
- 2020** Signed by New York Giants as unrestricted free agent, March 18.
- 2021** Signed by Los Angeles Chargers as unrestricted free agent, March 25.



BRANDON FACYSON ⚡ 28

CORNERBACK | VIRGINIA TECH

6-2 | 197 lbs | NEWNAN, GA.

FREE AGENT — 2018

EXPERIENCE: 4TH NFL SEASON

4TH YEAR WITH CHARGERS

CAREER HIGHLIGHTS

- ▶ Served as a stalwart for the Chargers in the special teams phase, finishing the season with a team-best nine special teams tackles.
- ▶ Made the first starts of his career in 2019, opening four games at LCB to record the first defensive statistics of his career with 35 tackles (25 solo), two tackles for loss and a pass defended while adding nine tackles on special teams.
- ▶ Appeared in 15 games in 2018 after making the 53-man roster as an undrafted free agent, recording four tackles and a fumble recovery on special teams.

2020: Saw action in 13 games for Los Angeles, finishing the season with a team-best nine total special teams tackles...Appeared in each of the team's first seven games, before being placed on the team's Reserve/COVID-19 list prior to Week 9...Defensively, logged seven total tackles (six solo) and one forced fumble... **at Cincinnati (Sept. 13):** Primarily a special teams contributor, seeing action on 24 special teams plays... **vs. Kansas City (Sept. 20):** Logged a then-season-high 23 special teams snaps... **vs. Carolina (Sept. 27):** Recorded first special teams tackle of the season, gathering a solo stop on kickoff coverage... **at Tampa Bay (Oct. 4):** Recorded a then-season-best 25 special teams snaps... **at New Orleans (Oct. 12):** Had a career day for the Bolts on *Monday Night Football* against the Saints, totaling a season-high five total tackles (four solo), two special teams tackles and a forced fumble...Forced the ball out of WR Emmanuel Sanders' hands, causing a fumble that went out of bounds and remaining in New Orleans' possession...Both special teams tackles were accumulated via punt coverage... **vs. Jacksonville (Oct. 25):** Contributed to 23 special teams plays... **at Denver (Nov. 1):** Tallied two solo tackles and a solo special teams stop on punt coverage...Both defensive tackles were on RB Melvin Gordon in the passing game... **at Buffalo (Nov. 29):** In his first game back for the Chargers, led the team with a career-high two solo special teams tackles...Saw action on one defensive snap, but played primarily on special teams...His 20 special teams snaps ranked third among all Chargers in Week 12... **vs. New England**

BEYOND THE BOLT



A biology major at Virginia Tech, Facyson participated in STEM on the sideline at Tustin (Calif.) High in March 2019. Students at the event engineered and built science and technology projects, including a pinball machine, a guitar and a vending machine. Facyson encouraged students to get involved in STEM programs and stay involved through their high school years.

Facyson was one of five players to be involved with the team's Bikes for Kids initiative in December 2018. 150 students at Cesar Chavez Elementary in Long Beach, Calif., wrote a short essay on the most influential person in their lives, with a handful of winners receiving bicycles and helmets. Facyson, K Michael Badgley, WR Jeremy Davis, CB Michael Davis and WR Artavis Scott surprised the students and revealed that all 150 students would be receiving bikes and helmets courtesy of the Los Angeles Chargers and California Resources Corporation.

(Dec. 6): Continued to contribute on special teams... **vs. Atlanta (Dec. 13):** Tallied his seventh special teams tackle of the season, a solo stop on punt coverage in the fourth quarter... **at Las Vegas (Dec. 17):** Continued to contribute on special teams... **vs. Denver (Dec. 27):** Matched his season-high with two tackles on special teams, both occurring in the second half of a tight game...Led the team from a special teams participation perspective, recording a team-best 24 special teams snaps... **at Kansas City (Jan. 3):** Contributed both defensively and on special teams before sustaining an injury early in the third quarter, as the Bolts defense held the Chiefs to their lowest net yardage output of the season (268 yards) and finished the 2020 regular season slate on a four-game win streak.

2019: Played in all 16 games, starting four at LCB for the first starts of his career...Recorded 35 tackles (25 solo), two tackles for loss and a pass defended...Added nine tackles on special teams... **vs. Indianapolis (Sept. 8):** Came on in relief of injured CB Michael Davis, recording a career-high nine tackles (seven solo)... **at Detroit (Sept. 15):** Made the first start of his

career at LCB, posting eight tackles (six solo)...
vs. Houston (Sept. 22): Registered three tackles (two solo), a tackle for loss and a pass defended after opening the game at LCB...Fought through the block of TE Jordan Akins on a screen pass to tackle WR Will Fuller V for a three-yard loss on third-and-two...**at Miami (Sept. 29):** Appeared on five plays on special teams...**vs. Denver (Oct. 6):** Played a game-high 23 special teams snaps in the 20th game played of his career... Recorded a special teams tackle...**vs. Pittsburgh (Oct. 13):** Contributed on a game-high 22 plays on special teams, posting his second tackle on special teams in the process...**at Tennessee (Oct. 20):** Played 19 special teams snaps and five on defense...**at Chicago (Oct. 27):** Recorded three tackles on special teams while playing on three defensive snaps and 22 on special teams...**vs. Green Bay (Nov. 3):** Played 16 snaps on special teams and two on defense, finishing with a special teams tackle...**at Oakland (Nov. 7):** Contributed on three defensive plays and a game-high 25 on special teams...**vs. Kansas City (Estadio Azteca, Nov. 18):** Played on 22 special teams snaps and three on defense...**at Denver (Dec. 1):** Started at LCB, tying his career high with nine tackles (five solo)...**at Jacksonville (Dec. 8):** Posted five tackles (four solo) and a tackle for loss after opening up as the starting LCB...**vs. Minnesota (Dec. 15):** Recorded a solo stop and a tackle on special teams...**vs. Oakland (Dec. 22):** Played two snaps on defense and 19 on special teams, posting a special teams tackle...**at Kansas City (Dec. 29):** Recorded his ninth special teams tackle of the season, seeing time on 14 plays on special teams.

2018: Appeared in 15 games and was inactive for another...Recovered a fumble on kickoff coverage and registered four tackles on special teams...Played in both of the team's postseason games...**vs. Kansas City (Sept. 9):** Inactive (healthy scratch)...**at Buffalo (Sept. 16):** Made his NFL debut, appearing on 13 special teams plays...Posted the first special teams tackle of his career...**at Los Angeles Rams (Sept. 23):** Contributed on six plays on special teams...**vs. San Francisco (Sept. 30):** Appeared on 16 special teams plays...**vs. Oakland (Oct. 7):** Played 12 snaps on special teams...**at Cleveland (Oct. 14):** Saw the first regular-season action on defense of his career, playing two snaps...Appeared on 15 plays on special teams...**vs. Tennessee (Wembley Stadium, Oct. 21):** Recorded the second tackle on special teams of his career...**at Seattle (Nov. 4):** Participated on 13 plays on special teams...**at Oakland (Nov. 11):** Played 14 special teams snaps...**vs. Denver (Nov. 18):** Posted a tackle on

special teams...**vs. Arizona (Nov. 25):** Played four defensive snaps and 16 on special teams...**at Pittsburgh (Dec. 2):** Appeared on seven special teams snaps...**vs. Cincinnati (Dec. 9):** Posted a tackle on special teams...**at Kansas City (Dec. 13):** Participated on 16 plays on special teams...**vs. Baltimore (Dec. 22):** Played 19 special teams snaps...**at Denver (Dec. 30):** Dove to recover a fumble along the sideline on kickoff coverage that was forced by CB Desmond King II...Began the game by recovering a Denver onside kick attempt on the opening kickoff...**at Baltimore (AFC Wild Card, Jan. 6):** Played on five special teams plays before departing due to injury in the first postseason action of his career...Provided a block on WR/RS Chris Moore to spring Desmond King free on a 33-yard punt return, the longest in Chargers postseason history...**at New England (AFC Divisional, Jan. 13):** Saw action on 26 special teams plays.

COLLEGE: Played five seasons (2013-17) at Virginia Tech, receiving a medical hardship waiver for the 2014 season...Started 47 of 55 career games played for the Hokies, finishing with 131 tackles (91 solo), nine tackles for loss, five INTs, 44 passes defended, three forced fumbles and a recovery...Named third-team All-Atlantic Coast Conference as a freshman in 2013, when he picked off five passes, forced a fumble, recovered a fumble and posted 13 passes defended.

PERSONAL: Given name Brandon Lamar Facyson...Last name is pronounced FAY-sen... Born in Jacksonville, Fla. ...Father, Frederick, is a retired Navy pilot...Cousin is former North Carolina QB Oscar Davenport...Grew up with S Antone Exum and the Fuller brothers that have combined to play for five NFL franchises: Vincent II (Titans and Lions), Corey (Lions), Kyle (Bears) and Kendall (Redskins and Chiefs)... First job was as a lifeguard in the summers... Active in team community initiatives, including the presentation of bikes and helmets to 150 children in Long Beach, Calif., during the 2018 season...Helped with the team's shoe distribution with WSS in 2019, giving shoes to students from Santa Ana Unified School District...Honored his grandmother in 2018 by raising awareness for uterine cancer, as she had the disease, through the NFL's My Cause, My Cleats initiative...Earned a degree in biology from Virginia Tech...**High School:** Named first-team All-Region 4B-AAAAA at CB as a senior at Northgate High in Newnan, Ga. ...Ranked by ESPN as the No. 26 cornerback in the nation...Lettered three years in football and one in track & field.

BRANDON FACYSON NFL STATISTICS

Year	Team	GP	GS	— Tackles —					— Interceptions —					— Fumbles —				
				Total	Solo	Asst	Sacks	Yds	TFL	No.	Yds	Lg	TD	PD	FF	FR	Yds	
2018	Los Angeles Chargers . .	15	0	0	0	0	0.0	0	0	0	0	0	0	0	0	0	1	0
2019	Los Angeles Chargers . .	16	4	35	25	10	0.0	0	2	0	0	—	0	1	0	1	0	0
2019	Los Angeles Chargers . .	13	0	7	6	1	0.0	0	0	0	0	—	0	0	1	0	0	0
NFL Totals		44	4	35	31	11	0.0	0	2	0	0	—	0	1	1	2	0	0

Year	Team	GP	GS	— Tackles —					— Interceptions —					— Fumbles —				
				Total	Solo	Asst	Sacks	Yds	TFL	No.	Yds	Lg	TD	PD	FF	FR	Yds	
2019	Los Angeles Chargers . .	2	0	0	0	0	0.0	0	0	0	0	—	0	0	0	0	0	0
Postseason Totals		2	0	0	0	0	0.0	0	0	0	0	—	0	0	0	0	0	0

CAREER TRANSACTIONS

- 2018** Signed by Los Angeles Chargers as undrafted free agent, May 11.
- 2020** Placed on Reserve/COVID-19, Nov. 7... Activated from Reserve/COVID-19, Nov. 25...Placed on Exempt/Commissioner's Permission (COVID-19), Nov. 25...Activated from Exempt/Commissioner's Permission (COVID-19), Nov. 27.
- 2021** Re-signed by Chargers as unrestricted free agent, March 19.



MATT FEILER ⚡ 71

GUARD | BLOOMSBURG (PA.)

6-6 | 330 lbs | STRASBURG, PA.

UFA (PIT) — 2021

EXPERIENCE: 5TH NFL SEASON

1ST YEAR WITH CHARGERS

CAREER HIGHLIGHTS

- ▶ Started each of Pittsburgh's first 13 games in 2020 prior to sustaining an injury, helping the Steelers post an 11-2 record through the first 14 weeks.
- ▶ Displayed versatility throughout his four seasons with Pittsburgh. In 2019, started all 16 games, seeing action at right tackle and left guard, ultimately becoming one of three Steelers offensive linemen to not miss a snap.
- ▶ In his four seasons of action, has registered starts at three different positions along the offensive line.

2020: Started all 13 games played at left guard for Pittsburgh prior to being placed on Reserve/Injured following Week 14 (pectoral)... In his 13 starts, helped lead the Steelers to an 11-2 record...Committed just two penalties in his 13 appearances...Member of a Steelers front that posted a franchise-record stretch of five-straight games without a sack allowed (Weeks 9-13), registering as the best mark since 2018 (Indianapolis; five games)...**at N.Y. Giants (Sept. 14):** Started the season opener at left guard against the Giants, contributing to an offensive line that propelled RB Benny Snell to his first career 100-yard rushing game...**vs. Denver (Sept. 20):** Started at left guard, helping to propel RB James Conner to over 100 yards rushing and protecting for QB Ben Roethlisberger as the signal-caller threw for over 300 yards...**vs. Houston (Sept. 27):** Started at left guard as James Conner totaled for 109 yards rushing, hitting the century mark on the ground for the second-straight outing...**vs. Cleveland (Oct. 18):** Started at left guard, contributing to a line that helped James Conner register 101 rushing yards, marking his third game with over 100 rushing yards in four contests...**vs. Washington (Dec. 7):** Started at left guard, helping extend Pittsburgh's streak to five-straight games without a sack allowed...**at Buffalo (Dec. 13):** Started at left guard, but departed the game due to injury and did not return...Was placed on Reserve/Injured the following week...**vs. Cleveland (AFC Wild Card, Jan. 10):** Returned from IR to start at left guard in the postseason matchup, contributing to a Steelers offensive line that helped allow Ben Roethlisberger to throw for over 500 yards.

2019: Started all 16 games for the first time in his career, logging 15 starts at right tackle and one nod at left guard...One of three Steelers offensive linemen to play 100 percent of Pittsburgh's offensive snaps in 2019...Called for just three penalties on the season, starting in all 16 games for the first time in his career...**vs. Cincinnati (Sept. 30):** Started at right tackle... Contributed to an front that allowed zero sacks, helping the Steelers earn the team's first win of the season...**at L.A. Chargers (Oct. 13):** Started at right tackle...Helped the offensive front hold allow zero sacks for the second time of the season, as the Steelers clinched their second win of 2019 on *Sunday Night Football*...**vs. L.A. Rams (Nov. 10):** Started at left guard, his lone starting nod on the left side of the line in 2019...Helped the Steelers defeat the reigning NFC-champion Rams to win their fourth-straight game after starting the season 1-4.

2018: Started 10 of 11 games played at right tackle, logging starts in nine of Pittsburgh's final 10 games...Committed zero penalties on the season...The Steelers posted a 7-3 record in his 10 starts at right tackle...**at Cleveland (Sept. 9):** Inactive (healthy scratch)...**vs. Kansas City (Sept. 16):** Contributed on special teams, adding protection on Pittsburgh's field goal unit...**at Tampa Bay (Sept. 24):** Started at right tackle, his first starting nod of the season, as the Steelers secured their first win of the 2018 campaign...**vs. Carolina (Nov. 8):** Started at right tackle as the Steelers put up 52 points against the Panthers on *Thursday Night Football*, marking the highest single-game output by Pittsburgh since 1984...**at Jacksonville (Nov. 18):** Started at right tackle and helped the Steelers secure their sixth-straight win, logging their seventh victory in eight games...**at Denver (Nov. 25):** Active, did not play...**vs. L.A. Chargers (Dec. 2):** Returned to the starting lineup, receiving the nod at right tackle in a loss to the Chargers on *Sunday Night Football*.

2017: Logged five game appearances, starting one...In his five games played, the Steelers registered a 4-1 record, including a 3-1 mark on the road...In the regular season, marked as a gameday inactive on eight occasions, while being active, but not participating, in three matchups...**at Cleveland (Sept. 10):** Inactive (healthy scratch)...**at Chicago (Sept. 24):** Appeared in first game of the 2017 season,

adding protection on the Steelers field goal unit...**at Baltimore (Oct. 1):** Active, did not play...**at Kansas City (Oct. 15):** Contributed on special teams, providing blocking assistance on the field goal unit...**at Detroit (Oct. 29):** Saw first action on offense of the season, providing assistant on nine snaps...**at Houston (Dec. 25):** On Christmas night, registered seven offensive snaps in Pittsburgh's 34-6 win over the Texans...**vs. Cleveland (Dec. 31):** Closed out the season by recording his first career start...Started at right guard in the winning effort over Cleveland, as the Steelers closed out the 2017 season with a 13-3 record, AFC North Division crown and No. 2 seed in the postseason...**vs. Jacksonville (AFC Divisional, Jan. 14):** Inactive (healthy scratch).

2016: Appeared in one game for the Steelers... Spent the first four weeks of the season, along with the final 11 weeks on Pittsburgh's practice squad...**vs. Jets (Oct. 9):** Dressed for first NFL game...Active, did not play.

2015: Waived by Texans during final roster cuts, then was subsequently signed by the Steelers to the club's practice squad...Spent all 17 weeks on Pittsburgh's practice squad.

2014: Spent the year on Houston's practice squad.

COLLEGE: Appeared in 46 games over four seasons at Bloomsburg (Pa.) University (2010-13)... Following his senior season, earned third-team AP Little All-America honors, as well as D2Football.com All-America recognition...Selected to participate in the 2014 East-West Shrine Bowl... Named Don Hansen NCAA Division II All-Super Region One Second-Team following 2013, after earning honorable mention honors from the same recognition following his junior season in 2012... As a sophomore in 2011, contributed to a line that helped the Huskies offense set the Pennsylvania State Athletic Conference single-season rushing record (3,789 yards).

PERSONAL: Given name Matt David Feiler... Born in Strasburg, Pa. ...Married to wife, Julie, and the couple has a daughter, Emery...Graduated from Bloomsburg (Pa.) with a bachelor's degree in history...**High School:** Attended Lampeter-Strasburg High (Pa.)...Earned second-team Section Three All-Star acknowledgement as a senior...Voted the team's Most Improved Player following his senior season in 2009...Lettered in football, baseball and wrestling.

MATT FEILER NFL GAMES

Year	Team	GP	GS
2016	Pittsburgh	1	0
2017	Pittsburgh	5	1
2018	Pittsburgh	11	10
2019	Pittsburgh	16	16
2020	Pittsburgh	13	13
NFL Totals		46	40
POSTSEASON			
Year	Team	GP	GS
2020	Pittsburgh	1	1
Postseason Totals		1	1

CAREER TRANSACTIONS

- 2014** Signed by Houston Texans as undrafted free agent, May 16...Waived by Texans, Aug. 30... Signed by Texans to practice squad, Sept. 1...Re-signed by Texans to Reserve/Future contract, Dec. 29.
- 2015** Waived by Texans, Sept. 5...Signed by Pittsburgh Steelers to practice squad, Sept. 7.
- 2016** Re-signed by Steelers to Reserve/Future contract, Jan. 18...Waived by Steelers, Sept. 3...Signed by Steelers to practice squad, Sept. 4...Signed to active roster, Oct. 8... Waived by Steelers, Oct. 17...Signed by Steelers to practice squad, Oct. 19.
- 2017** Re-signed by Steelers to Reserve/Future contract, Jan. 24.
- 2018** Signed contract extension, Jan. 31.
- 2019** Re-signed by Steelers as exclusive rights free agent, March 29.
- 2020** Re-signed by Steelers as restricted free agent, June 11.
- 2021** Signed by Los Angeles Chargers as unrestricted free agent, March 19.



ALOHI GILMAN ⚡ 32

SAFETY | NOTRE DAME

5-10 | 201 lbs | LAIE, HAWAII

DRAFT 6 — 2020

EXPERIENCE: 2ND NFL SEASON

2ND YEAR WITH CHARGERS

CAREER HIGHLIGHTS

- ▶ *Appeared in 15 games, starting at safety in the season finale at Kansas City, as a rookie in 2020.*

2020: A primary contributor on special teams, contributed defensively towards the end of the regular season...Appeared in 15 games as a rookie, amassing four solo tackles on special teams as a member of the coverage units... Started at S in the season finale against Kansas City...Logged first defensive snap of the season in Week 13 against New England, seeing action in the team's goal line package...**at Cincinnati (Sept. 13):** In his NFL debut, saw action on 17 special teams plays...**vs. Kansas City (Sept. 20):** Participated on 18 special teams snaps in the franchise's first game at SoFi Stadium...**at Tampa Bay (Oct. 4):** Recorded first career special teams tackle, corraling RB/KR Kenjon Barner on coverage of a kickoff...**at New Orleans (Oct. 12):** Logged his second special teams tackle in as many weeks, bringing down WR/KR Marquez Callaway on a first-quarter kickoff, forcing the Saints to state their offensive series from inside of their own 25-yard line...**vs. Jacksonville (Oct. 25):** Inactive (healthy scratch)...**vs. New England (Dec. 6):** Saw first defensive action, contributing on the defense's goal line sub-package...**vs. Denver (Dec. 27):** After S Rayshawn Jenkins sustained an injury, contributed on defense as an extra DB in particular sub-packages, logging his first career defensive tackle in pass defense, splitting the stop with fellow S Nasir Adderley... **at Kansas City (Jan. 3):** In his first career start, notched two total tackles (one solo)...Halted RB Darwin Thompson in pass coverage for his first career solo stop.

COLLEGE: Served as a Notre Dame team captain as a senior in 2019, starting all 13 games...Ended the season fourth on the team with 74 tackles (32 solo)...Added a six-yard sack, two passes defended, three forced fumbles and a recovery... Picked off two passes against No. 12 Syracuse, earning Walter Camp National Defensive Player of the Week recognition...Posted 19 tackles against Clemson, setting a Notre Dame bowl game record...Tabbed to the Polynesian College Football Player of the Year Watch List...Sat out the 2017 season after transferring from Navy, earning Scout Team Player of the Year (defense)... Started his collegiate career at the Naval Academy, seeing action in all 14 games (12 starts) in 2016...In his lone season with the Midshipmen, finished second on the team with 76 tackles (50 solo), earning honorable mention All-American Athletic Conference acknowledgement...Named ACC Defensive Player of the week after his 10-tackle (nine solo) performance in Week 2 against Virginia that included a forced fumble and two fumble recoveries...**High School:** Earned All-State honors as a senior at Kahuku (Hawaii) High...Recognized as All-Region as a junior... Lettered in football, basketball and track & field.

PERSONAL: Given name Alohianiokala Gilman...Nicknames are 'Alohi' and 'Gilla Killa'... Name is pronounced uh-LOW-hee...Born in St. George, Utah...Father, Asai, played DB at Southern Utah and is a football coach...Father, Asai, and mother, Keawe, founded the non-profit Education-1st — which is dedicated to motivating Native Hawaiian youth and their families to go to college, giving them the confidence to graduate with a college degree and encourage them to contribute back to their communities...Brother, Alaka'i, plays football at Stanford...Earned a degree in economics from Notre Dame.

ALOHI GILMAN NFL STATISTICS

Year	Team	GP	GS	— Tackles —				Yds	TFL	— Interceptions —					— Fumbles —			
				Total	Solo	Asst	Sacks			No.	Yds	Lg	TD	PD	FF	FR	Yds	
2020	Los Angeles Chargers	15	1	3	1	2	0.0	0	0	0	0	0	0	0	0	0	0	0
NFL Totals		15	1	3	1	2	0.0	0	0	0	0	0	0	0	0	0	0	0

CAREER TRANSACTIONS

2020 Selected by Los Angeles Chargers in the sixth round (186th overall) of NFL Draft, April 25...Signed rookie contract, July 26.



JALEN GUYTON ⚡ 15

WIDE RECEIVER | NORTH TEXAS

6-1 | 212 lbs | ALLEN, TEXAS

FREE AGENT — 2019

EXPERIENCE: 2ND NFL SEASON

3RD YEAR WITH CHARGERS

CAREER HIGHLIGHTS

- ▶ *Appearing in all 16 games for the Chargers last season, paced the entire National Football League with his two 70-plus-yard receiving touchdowns, alongside of Green Bay's Marquez Valdes-Scantling.*
- ▶ *Became the first pass-catcher in franchise history to log multiple receiving grabs of 70-plus yards in a single season.*
- ▶ *Hauled in three total catches of 50-plus yards, which placed as the second-most by any player in the NFL.*

2020: Played in all 16 games, logging nine starts...A regular in the wide receiver rotation, totaled 28 receptions for 511 yards (18.3 avg.), three TDs and three receptions of 50-plus yards, which were the second-most by any player in the NFL...Two of Guyton's three receiving scores have went for 70-plus yards, which tied for the most in the NFL with Green Bay WR Marquez Valdes-Scantling...The two 70-plus-yard receiving TDs are tied for the most by a Chargers pass-catcher in a single season in franchise history...In the Chargers' Week 15 overtime win over the Raiders on *Thursday Night Football*, caught a 53-yard pass to set up QB Justin Herbert's game-winning rushing TD... **at Cincinnati (Sept. 13):** In his first career start, recorded one catch for 16 yards on a third-and-four to give the Bolts offense a fresh set of downs, as the drive was eventually capped by a game-tying rushing TD from RB Joshua Kelley...The third-quarter reception marked the first catch of his career... **vs. Kansas City (Sept. 20):** Made history by being on the receiving end of rookie QB Justin Herbert's first career passing TD, a 14-yard score in the back corner of the endzone... **vs. Carolina (Sept. 27):** Logged two catches for 23 yards, as his 16-yard catch in the third quarter went for a first down, setting up an eventual Michael Badgley field goal... **at Tampa Bay (Oct. 4):** Was on the receiving end of one of Herbert's three TD passes, going for a career-long 72 yards...The 72-yard reception still resides as the longest play of the year for the Bolts... **at New Orleans (Oct. 12):** Early in the second quarter, caught a 49-yard deep pass from Herbert, setting up a Mike Williams TD on the next play...With Guyton's assistance, Herbert

set the record for most passing TDs by a rookie (four) in the history of *Monday Night Football*... **vs. Jacksonville (Oct. 25):** Caught two passes for 84 yards, one of which went for a 70-yard TD, his third receiving score of the season...The TD helped the Chargers lead the Jaguars down the stretch, resulting in an eventual Chargers win... **vs. Las Vegas (Nov. 8):** Logged one catch for nine yards on the day, though his lone reception on a second-and-16 set up an eventual first down, on a drive that was capped by a WR Keenan Allen TD... **at Miami (Nov. 15):** Caught a career-high four catches on the day, three of which came in the first half...On Keenan Allen's 11-yard catch-and-run off of a screen pass, Guyton paved the way for Allen to break into the next level of the Dolphins defense, setting up the Chargers for a progressive offensive series... **vs. N.Y. Jets (Nov. 22):** Logged one catch for four yards in the third quarter on first down, setting up a second-and-medium for the Chargers offense on a series capped by a Keenan Allen receiving TD...Recorded his first special teams stop of the season, securing the tackle on coverage of the second half's opening kickoff... **at Buffalo (Nov. 29):** Caught three passes from Justin Herbert in his sixth start of the season, gaining 33 total yards receiving (11.0 avg.) with a long reception of 12 yards...All three of his receptions went for Chargers first downs, as he was on the receiving end of a fourth-and-two pass attempt, converting the fourth-down try and giving the Chargers offense a fresh set of downs on the final offensive drive of the game for the Bolts...Continued to contribute on special teams... **vs. New England (Dec. 6):** Recorded two catches for 38 yards (19.0 avg.) with a long reception of 24 yards...His 24-yard catch tied as the longest play from scrimmage of the day for the Bolts... **vs. Atlanta (Dec. 13):** On a 13-yard run by Austin Ekeler, landed on a fumble to keep possession of the football and preserve Los Angeles' fresh set of downs, as the drive was capped by WR Tyron Johnson's game-tying TD...On second down on the offense's final possession, caught an eight-yard pass from Justin Herbert to sustain the ultimately game-winning drive, helping set up K Michael Badgley's game-winning 43-yard field goal... **at Las Vegas (Dec. 17):** Totaled four catches for a career-high 91 receiving yards (22.8 avg.), with all four receptions going for first downs in the Chargers' overtime win on *Thursday Night*

Football...Added an end-around rush for four yards early in the second quarter on a drive capped by a Michael Badgley field goal...On the same drive, caught a third-and-five pass attempt to give the Bolts offense a fresh set of downs to sustain the drive...Caught a 53-yard pass from Justin Herbert to set up the game-winning rushing score in overtime...**vs. Denver (Dec. 27):** Logged three catches for 43 yards (14.3 avg.), converting two of the three receptions for first downs...On Los Angeles' game-winning drive, hauled in a 23-yard pass from Justin Herbert to help set up Michael Badgley's go-ahead field goal attempt...**at Kansas City (Jan. 3):** Started and saw action on 70 percent of the offense's plays from scrimmage.

2019: Played in three games and was inactive two others after being promoted from the practice squad...**at Denver (Dec. 1):** Made his NFL debut, seeing time on five plays on offense and six on special teams...**at Jacksonville (Dec. 8):** Participated on nine offensive snaps and six on special teams...**vs. Minnesota (Dec. 15):** Inactive (healthy scratch)...**vs. Oakland (Dec. 22):** Contributed on four offensive plays...**at Kansas City (Dec. 29):** Inactive (healthy scratch).

COLLEGE: Played two seasons (2017-18) at North Texas after spending time at Trinity Valley Community College (2016) in Athens, Texas, and Notre Dame (2015)...In two seasons for the Mean Green, posted 103 receptions for 1,580 yards (15.3 avg.) and 15 TDs over 26 career games...Member of the team's leadership council in both seasons...Had the best game of his career in 2017, catching 14 passes for 211 yards (15.1 avg.) and a TD en route to being named Conference-USA Co-Newcomer of the Year...In one season at Trinity Valley, caught 45 passes for 968 yards (21.5 avg.) and 12 TDs...Redshirted during his lone year for the Fighting Irish in South Bend, Ind.

PERSONAL: Given name Jalen Jeffery Guyton...Nickname is 'JG'...Born in Irving, Texas...Several members of father's family served in the military...Cousin is Philadelphia Eagles first-round rookie WR Jalen Reagor...High school teammates with Arizona Cardinals QB Kyler Murray and Carolina Panthers T Greg Little...Went to high school with Bo Nickal, who won three NCAA Division-I wrestling titles and was a Dan Hodge Trophy winner as the nation's top college wrestler...Enjoys reading and writing in his leisure...Earned a degree in integrated studies from North Texas...**High School:** Rated the 39th player in Texas by the *Dallas Morning News* out of Allen (Texas) High...As a senior, posted 82 catches for 1,770 yards (21.6 avg.) and 22 TDs...Led Allen High to a 31-point win in the 6A state title game at AT&T Stadium in Arlington, Texas, as a senior for the school's third-straight state championship...Began his prep career as QB before playing WR the last three seasons...Lettered three years in football and one year in track & field...Ran the 400-meter dash and was in the mile relay.

JALEN GUYTON NFL STATISTICS

Year	Team	GP	GS	No.	– Receiving –				– Rushing –				Scrimmage	
					Yds	Avg.	Lg	TD	Att	Yds	Avg.	Lg	TD	Yards
2019	Los Angeles Chargers	13	0	0	0	–	–	0	0	0	–	–	0	0
2020	Los Angeles Chargers	16	9	28	511	18.3	72t	3	2	0	0.0	4	0	511
NFL Totals		19	9	28	511	18.3	72t	3	2	0	0.0	4	0	511

CAREER TRANSACTIONS

2019 Signed by Dallas Cowboys as undrafted free agent, May 10...Waived by Cowboys, Aug. 31...Signed by Los Angeles Chargers to practice squad, Oct. 23...Signed to active roster, Nov. 30.



CHRIS HARRIS JR. ⚡ 25

CORNERBACK | KANSAS

5-10 | 199 lbs | BIXBY, OKLA.

UFA (DEN) — 2020

EXPERIENCE: 11TH NFL SEASON

2ND YEAR WITH CHARGERS

CAREER HIGHLIGHTS

- ▶ *Four-time Pro Bowler (2014-16, '18 seasons) that twice earned All-Pro recognition from The Associated Press (one first-team, one second-team).*
- ▶ *Started all nine of his 2020 appearances in his first season with the Bolts, registering 35 tackles (25 solo), one tackle for loss and an interception.*
- ▶ *His three-straight all-star games made him one of five undrafted CBs in history to make three-plus Pro Bowls with his original team.*
- ▶ *Named by the Professional Football Writers of America as All-AFC twice (2014-15 seasons) and as All-Rookie in 2011.*
- ▶ *Member of the NFL's 2010s All-Decade Team as a DB, one of just two undrafted position players to make the team (Philadelphia T Jason Peters).*
- ▶ *Registered three-consecutive seasons (2012-14) with three interceptions, the first undrafted player to sign with the Broncos out of college to do so in history.*
- ▶ *Became just the sixth undrafted CB in NFL history to become a Pro Bowler with his original team.*
- ▶ *Part of a pass defense that ranked in the top five in the NFL in three-straight seasons (2015-17).*
- ▶ *Registered the longest pick-six in Broncos history with a 98-yarder in 2012 at Baltimore.*

2020: Started all nine of his game appearances in his first season with the Chargers, missing six games after being placed on Reserve/Injured following Week 3...Totalled 37 total tackles (25 solo), an INT returned 51 yards, two passes defended, one tackle for loss and one-half of a sack in his first year in Los Angeles...As a stalwart in the Bolts secondary, Los Angeles posted a 5-4 record when he was in the lineup...Suffered an injury in Week 3 and was subsequently placed on Injured Reserve prior to Week 4...Returned to the active roster for Week 12...**at Cincinnati (Sept. 13):** In his first game as a member of the Chargers, recorded three total tackles, including a run stuff that resulted in a loss of yardage for

HONORS AND AWARDS

- 2018:** 2019 NFL Pro Bowl Selection (Fourth)
- 2017:** Walter Payton Man of the Year Nominee
- 2016:** 2017 NFL Pro Bowl Selection (Third)
AP First-Team All-Pro (DB)
- 2015:** Super Bowl 50 Champion
2016 NFL Pro Bowl Selection (Second)
AP Second-Team All-Pro (CB)
Professional Football Writers of America All-AFC (CB)
- 2014:** 2015 NFL Pro Bowl Selection (First)
PFWA All-AFC (CB)
Ed Block Courage Award
- 2013:** AFC Champion
- 2011:** PFWA All-Rookie (S)

the Bengals...**vs. Kansas City (Sept. 20):** Logged a season-high eight total tackles (four solo) in the franchise's first game at SoFi Stadium...On a third-and-nine in the first quarter, had TE Travis Kelce in coverage and batted the ball away from Kelce to force the incompletion, forcing the Kansas City drive to result in a punt...**vs. Carolina (Sept. 27):** Totalled four tackles (two solo) on the day...On a third-and-nine in the first quarter, partnered with LB Kenneth Murray Jr. to stop a scrambling QB Teddy Bridgewater, stopping Bridgewater short of the line-to-gain and forcing the Panthers to punt...**at Buffalo (Nov. 29):** Returned to the Chargers lineup and logged three solo stops in his first game back, starting the game and seeing most of his action from the third CB spot in the defense's nickel package...**vs. New England (Dec. 6):** Started his fifth game for the Chargers, logging two solo stops, one in pass coverage and one on a rush by QB Cam Newton...Provided aid to a secondary that limited Newton to under 70 yards passing on the day...**vs. Atlanta (Dec. 13):** Started his sixth game of the season for the Chargers as the defense's additional defensive back in the nickel sub-package...Provided coverage for a unit that recorded three INTs, the most by the Chargers defense in a single game since 2017...**at Las Vegas (Dec. 17):** Picked off a Marcus Mariota pass, returning the takeaway 51 yards, towards the end of regulation to thwart the Raiders' attack and help force overtime, as the Chargers ultimately defeated the division-rival Raiders for

the team's second-straight win...With less than two minutes remaining in the first half, stopped WR Hunter Renfrow after a short completion on third-and-nine, forcing a fourth-and-medium and Las Vegas punt...**vs. Denver (Dec. 27):** In his first game against his former team, logged six tackles (three solo) and split a sack of Broncos QB Drew Lock with S Jahleel Addae...On the sack of Lock, thwarted a Broncos drive and forcing Denver to settle for a field goal...On third down of Denver's opening drive of the first half, stopped TE Noah Fant after a short completion to force a fourth down and eventual Broncos punt...**at Kansas City (Jan. 3):** Amassed four total stops (three solo) in the season finale...Three of his four stops occurred on K.C.'s lone sustaining drive of the third quarter, as the Chargers defense forced a fourth-down stop on that Chiefs drive...Helped the defense limit Kansas City's offense to 268 net yards, their lowest output since Week 13 of 2019, finishing the season on a four-game win streak.

2019: Posted 56 tackles (12 solo), a tackle for loss, an INT, six passes defended and forced a fumble in 16 starts...**at Oakland (Sept. 9):** Posted four tackles (two solo) and a tackle for loss...**vs. Tennessee (Oct. 13):** Recorded his first INT of the year, returning it 11 yards...Added four tackles (three solo)...**vs. Los Angeles Chargers (Dec. 1):** Set a season high with seven tackles (four solo).

2018: Started 12 games, missing four due to a season-ending leg injury that ended up with him being placed on injured reserve on Dec. 12...Finished the year with 49 tackles (40 solo), a nine-yard sack and a tackle for loss...Added 10 passes defended and three INTs, including one that was returned 53 yards for a TD...**vs. Seattle (Sept. 9):** Recorded a nine-yard sack, two tackles (one solo), a tackle for loss and two passes defended...**at Arizona (Oct. 18):** Posted a 53-yard pick-six and six tackles (five solo)...**at Los Angeles Chargers (Nov. 18):** Had his second INT of the season and set a season high with eight tackles (four solo)...**vs. Pittsburgh (Nov. 25):** Registered six solo stops, an INT and two passes defended.

2017: Saw action in all 16 games for the fifth-straight year, starting 15 games...Totaled 40 tackles (32 solo), a tackle for loss, two INTs, seven passes defended and a forced fumble...**vs. Dallas (Sept. 17):** Recorded six solo tackles, two passes defended and an INT...**at Miami (Dec. 3):** Registered his second pick of the season while adding two tackles (one solo)...**at Indianapolis (Dec. 14):** Forced a fumble and posted a pair of solo tackles.

2016: Posted 63 tackles (57 solo), a tackle for loss, two INTs, 11 passes defended, a forced fumble and a recovery...Started all 15 of 16 games played...**vs. Carolina (Sept. 8):** Recorded two solo tackles, an INT and three passes defended...**at Cincinnati (Sept. 25):** Broke up a pass and finished with five tackles (four solo)...**vs. Houston (Oct. 24):** Posted seven tackles (six solo), forced a fumble and added a recovery...**at Jacksonville (Dec. 4):** Registered three solo stops, two passes defended and an INT that he returned 36 yards.

2015: Started all 16 games for the second-straight year...Recorded 58 tackles (49 solo), four tackles for loss and two forced fumbles...Posted six passes defended and two INTs, including one he took 74 yards for a TD...Also started all three postseason games, totaling 15 tackles (13 solo), a four-yard sack, a tackle for loss and two passes defended...**Awards:** Super Bowl 50 Champion...Pro Bowl Selection (Second)...*The Associated Press* Second-Team All-Pro (CB)...*Professional Football Writers of America* All-AFC (CB)...**at Kansas City (Sept. 17):** Totaled four solo tackles, a pass defended and an INT...**at Oakland (Oct. 11):** Posted a 74-yard pick-six while adding four tackles (three solo) and a pair of passes defended...**vs. Cincinnati (Dec. 28):** Posted five solo tackles on *Monday Night Football*, including a pair of tackles for loss, and had a pass breakup...**vs. Pittsburgh (AFC Divisional, Jan. 17):** Totaled four solo stops and a pass defended...**vs. New England (AFC Championship, Jan. 24):** Broke up a pass and finished with six tackles (four solo)...**vs. Carolina (Super Bowl 50, Feb. 7):** Posted a four-yard sack and five solo tackles.

2014: For the first time in his career, started all 16 contests...Recorded 55 tackles (51 solo), a two-yard sack, five tackles for loss, three INTs, 17 passes defended, a forced fumble and a recovery...The season marked his third-straight with three picks, the first undrafted player to sign with the Broncos out of college to do so in history...Started the team's lone postseason game, recording three solo stops and a pass defended...**Awards:** Pro Bowl Selection (First)...*Professional Football Writers of America* All-AFC (CB)...Ed Block Courage Award Winner...**at Seattle (Sept. 21):** In a Super Bowl rematch, totaled three tackles (two solo), an INT and a tackle for loss...**vs. Arizona (Oct. 5):** Set a season high with four passes defended...**vs. San Diego (Oct. 23):** Recorded his second INT on the season and posted four tackles (three solo)...**vs. Buffalo (Dec. 7):** Finished with five solo tackles, a two-yard sack and an INT that he returned 38 yards...**vs. Indianapolis (AFC Divisional, Jan. 11):** Recorded three solo tackles and a pass defended after starting at RCB.

2013: Played in all 16 games with 15 starts, tying a career high with 65 tackles (58 solo) and five tackles for loss...Recorded 14 passes defended and three INTs...Started one of the team's postseason games before suffering a season-ending shin injury and was placed on injured reserve on Jan. 14...Registered two solo tackles and a pass defended...**Awards:** AFC Champion...Darrent Williams Good Guy Award...**vs. Baltimore (Sept. 5):** Recorded three solo stops and an INT...**at New York Giants (Sept. 15):** Posted his second INT in as many weeks while registering six tackles (five solo) and two passes defended...**vs. Jacksonville (Oct. 13):** Finished with a season-high 11 tackles (10 solo)...**vs. Washington (Oct. 27):** Posted his third INT of the season along with a pair of pass breakups and three solo tackles...**vs. San Diego (AFC Divisional, Jan. 12):** Recorded two solo tackles and a pass defended.

2012: Saw action in 15 games with 12 starts, missing one due to an ankle injury...Recorded 61 tackles (51 solo), 2.5 sacks, four tackles for loss... Added nine passes defended and three INTs, two of which he returned for TDs, including one that he took 98 yards to the house...Was one of just two NFL DBs on the season to post multiple picks and sacks...Started a postseason game, posting three solo tackles and four passes defended...**at Atlanta (Sept. 17):** Inactive (ankle)...**vs. Oakland (Sept. 30):** Finished with three solo tackles and a tackle for loss, including an 11-yard sack...**at San Diego (Oct. 15):** Totaled four solo tackles and two passes defended...The two breakups were INTs, including on that he returned for a TD...**at Baltimore (Dec. 16):** Set franchise record for the longest pick-six, recording a 98-yard return on his third INT of the season...Added a solo tackle...**vs. Cleveland (Dec. 23):** Set season highs in tackles (eight) and solo stops (eight)...**vs. Baltimore (AFC Divisional, Jan. 12):** Started at RCB, posting three solo tackles and breaking up four passes.

2011: Appeared in all 16 games after making the active roster out of training camp as an undrafted rookie, starting four contests on the season...Finished with 65 tackles (56 solo), a tackle for loss, six passes defended, an INT and a fumble recovery...Added six special teams tackles...Appeared in both postseason games, starting one of them, while posting 13 tackles (seven solo)...**Awards:** *Professional Football Writers of America* All-Rookie (S)...**vs. Oakland (Sept. 12):** Made his NFL debut...**vs. Cincinnati (Sept. 18):** Recorded the first stats of his career, finishing with two tackles on special teams...**at Green Bay (Oct. 2):** Made the first defensive contributions of his career, totaling four tackles (two solo)...**at Oakland (Nov. 6):** Had the most impactful performance of his rookie season, recording his first INT and returning it 15 yards... Added season highs in tackles (10) and solo stops (8)...**vs. Pittsburgh (AFC Wild Card, Jan. 8):** Recorded five tackles (four solo) in his postseason career debut...**at New England (AFC Divisional, Jan. 14):** Started the first postseason game of his career...Registered eight tackles (three solo).

COLLEGE: Played four seasons (2007-10) at Kansas, playing in 50 career games with 41 starts...Finished his career ranked No. 3 among DBs in school history with 290 tackles (197 solo)...Added four sacks and three INTs...Earned KU Defensive Back of the Year as a senior and was the co-recipient of Kansas' Don Fambrough Award for unselfishness as a junior...Started 10 games as a true freshman and was recognized as Big 12 Conference Newcomer of the Year while also earning honorable mention Freshman All-America recognition.

PERSONAL: Given name Chris Harris Jr. ... Nicknames are 'Strap' and 'Strap Harris'... Born in Tulsa, Okla. ...With his wife, Leah, has four daughters...Started the Chris Harris Jr. Foundation, which supports a wide range of kids, supporting all of the underdogs it can... Helped run basketball tournaments in high school...Grandfather served in the Army...Enjoys fishing and watching documentaries...Earned a degree in psychology from Kansas...**High School:** Earned All-State honors as a senior at Bixby (Okla.) High...Led the Spartans to the district title in his last prep year...Named first-team All-Metro as a junior and senior while earning honorable mention All-State recognition as a senior...Lettered in four years in football, four in basketball and two in track & field...Ran the 100-meter dash, 200-meter dash, 4x100-meter relay and the 4x400-meter relay.

CHRIS HARRIS JR. NFL STATISTICS

Year	Team	GP	GS	-- Tackles --					-- Interceptions --					-- Fumbles --		
				Total	Solo	Asst	Sacks	Yds	TFL	No.	Yds	Lg	TD	PD	FF	FR
2011	Denver	16	4	65	56	9	0.0	0	1	1	15	15	0	6	0	1
2012	Denver	15	12	61	51	10	2.5	17.5	4	3	144	98t	2	9	0	1
2013	Denver	16	15	65	58	7	0.0	0	5	3	1	1	0	14	0	0
2014	Denver	16	16	55	51	4	1.0	2	5	3	52	38	0	17	1	1
2015	Denver	16	16	58	49	9	0.0	0	4	2	94	74t	1	6	2	0
2016	Denver	16	15	63	57	6	0.0	0	1	2	36	36	0	11	1	1
2017	Denver	16	15	40	32	8	0.0	0	1	2	36	23	0	7	1	0
2018	Denver	12	12	49	40	9	1.0	9	1	3	68	53t	1	10	0	0
2019	Denver	16	16	56	44	12	0.0	0	1	1	11	11	0	6	1	0
2020	Los Angeles Chargers	9	9	37	25	12	0.5	0.5	1	1	51	51	0	2	0	0
NFL Totals		148	130	549	463	86	5.0	29	24	21	508	98t	4	88	6	4

POSTSEASON		GP	GS	-- Tackles --					-- Interceptions --					-- Fumbles --		
Year	Team			Total	Solo	Asst	Sacks	Yds	TFL	No.	Yds	Lg	TD	PD	FF	FR
2011	Denver	2	1	13	7	6	0.0	0	0	0	0	0	0	0	0	0
2012	Denver	1	1	3	3	0	0.0	0	0	0	0	0	0	4	0	0
2013	Denver	1	1	2	2	0	0.0	0	0	0	0	0	0	1	0	0
2014	Denver	1	1	3	3	0	0.0	0	0	0	0	0	0	1	0	0
2015	Denver	3	3	15	13	2	1.0	4	1	0	0	0	0	2	0	0
Postseason Totals		8	7	36	28	8	1.0	4	1	0	0	0	0	8	0	0

CAREER TRANSACTIONS

- 2011** Signed by Denver Broncos as undrafted free agent, July 27.
- 2014** Placed on Reserve/Injured (knee), Jan. 14... Re-signed by Broncos as restricted free agent, April 1...Signed contract extension, Dec. 12.
- 2018** Placed on Reserve/Injured (shin), Dec. 19.
- 2020** Signed as unrestricted free agent by Los Angeles Chargers, March 31...Placed on Reserve/Injured (foot), Sept. 29...Activated from Reserve/Injured, Nov. 27.



JUSTIN HERBERT ✨ 10

QUARTERBACK | OREGON

6-6 | 236 lbs | EUGENE, ORE.

DRAFT 1a — 2020

EXPERIENCE: 2ND NFL SEASON

2ND YEAR WITH CHARGERS

CAREER HIGHLIGHTS

- ▶ Earned Offensive Rookie of the Year honors from The Associated Press, becoming the 10th QB ever and just the second Charger to win the award (RB Don Woods, 1974), while also earning Rookie of the Year, Offensive Rookie of the Year and All-Rookie Team (QB) by the Professional Football Writers of America.
- ▶ Set NFL rookie records for passing touchdowns (31), total touchdowns (36), pass completions (396), most 300-yard passing games (8) and most three-plus passing touchdown outings (6).
- ▶ Named NFL Offensive Rookie of the Month for both October and November.
- ▶ Voted by fans as the FedEx Air NFL Player of the Week for his performance in a Week 11 win against the Jets: A career-high 366 yards and three TDs on 37-of-49 passing (75.5 pct.) for a 116.5 passer rating.
- ▶ Voted by fans as the Pepsi Zero Sugar Rookie of the Year, as well as Pepsi Zero Sugar Rookie of the Week for a record-tying nine times.
- ▶ Started 15 games, completing 396 passes on 595 attempts (66.6 pct.) for 4,336 yards and 31 TDs with 10 INTs (98.3 rating), adding five TDs and 234 yards on 51 rushing attempts (4.3 avg.).
- ▶ Eclipsed 30 TD passes for the year in the finale at Kansas City, becoming the youngest player in history to have 30 passing scores in a single season, doing so at 22 years, 299 days old
- ▶ Tossed multiple TD passes in 10 games, including in seven-straight contests, both of which are the most by a rookie QB in NFL history.
- ▶ Posted four consecutive games with three or more TD passes, the longest such streak ever by a rookie.
- ▶ Registered three game-winning drives in the fourth quarter or overtime in a row, tying the longest such streak by a rookie QB in the Super Bowl era (since 1966).
- ▶ Tied with Tampa Bay QB Tom Brady with a league-best 14 TD passes on third down, while also completing eight passes of 50-plus yards, tying Tennessee QB Ryan Tannehill for the most in the NFL.
- ▶ Four of his passes of 50 or more yards went for TDs, tying as the most in the NFL with the league's Most Valuable Player, Green Bay QB Aaron Rodgers.
- ▶ Set rookie Monday Night Football records in Week 5 with four passing TDs, including three in the first half
- ▶ Along with Kansas City QB Patrick Mahomes, became the second player ever to eclipse 4,000 passing yards in the first 14 starts of a career.
- ▶ Became the third QB in history to pass for over 300 yards in each of the first two games of a career, joining Cam Newton and Kyler Murray.
- ▶ Threw a TD in each of his first 10 career games, the second-longest streak to start a career in NFL history.
- ▶ Threw for 277 passing yards in the first half of a Week 11 win against the New York Jets, the most by any rookie passer in a first half over the last 40 seasons.
- ▶ Finished as Oregon's all-time record holder in completions (827) and attempts (1,293) while ranking No. 2 in passing yards (10,541), passing touchdowns (95) and 300-yard performances (nine).
- ▶ Earned recognition as Reese's Senior Bowl MVP and Rose Bowl Game Offensive MVP.
- ▶ Became the second player in Pacific-12 history to win the William V. Campbell Trophy, known as the Academic Heisman, doing so in 2019.
- ▶ In the red zone, threw 50 career touchdown passes compared to just four interceptions.
- ▶ Led an Oregon offense to average 42.8 points-per-game and 19-3 record in Autzen Stadium as a starter.
- ▶ Was the first Oregon true freshman to start at QB since 1983.

HONORS AND AWARDS

2020: *The Associated Press*
Offensive Rookie of the Year
Professional Football Writers of America
Rookie of the Year
PFWA Offensive Rookie of the Year
PFWA All-Rookie Team (QB)
NFL Offensive Rookie of the Month
(October – First)
NFL Offensive Rookie of the Month
(November – Second)
FedEx Air NFL Player of the Week
(Week 11 vs. N.Y. Jets – First)
Pepsi Zero Sugar Rookie of the Year
Pepsi Zero Sugar Rookie of the Week
(Week 2 vs. Kansas City – First)
Pepsi Zero Sugar Rookie of the Week
(Week 4 at Tampa Bay – Second)
Pepsi Zero Sugar Rookie of the Week
(Week 5 at New Orleans – Third)
Pepsi Zero Sugar Rookie of the Week
(Week 7 vs. Jacksonville – Fourth)
Pepsi Zero Sugar Rookie of the Week
(Week 8 at Denver – Fifth)
Pepsi Zero Sugar Rookie of the Week
(Week 9 vs. Las Vegas – Sixth)
Pepsi Zero Sugar Rookie of the Week
(Week 11 vs. N.Y. Jets – Seventh)
Pepsi Zero Sugar Rookie of the Week
(Week 15 at Las Vegas – Eighth)
Pepsi Zero Sugar Rookie of the Week
(Week 17 at Kansas City – Ninth)

2020: Offensive Rookie of the Year honors from *The Associated Press*, becoming the 10th QB ever and just the second Charger to win the award (RB Don Woods, 1974)...Named Rookie of the Year, Offensive Rookie of the Year and All-Rookie (QB) by the *Professional Football Writers of America*...Named NFL Offensive Rookie of the Month for October and November...For the month of October, completed 65.7 percent of his passes (67-of-102) for 901 yards and 10 TDs with an INT (122.2 rating)...The 122.2 passer rating was the best in history by a rookie in October with at least 50 passing attempts and led the NFL over the month...Became the third rookie in NFL history to toss double-digit scores during October...Voted by fans as the FedEx Air NFL Player of the Week for his performance in a Week 11 win against the Jets: A career-high 366 yards and three TDs on 37-of-49 passing (75.5 pct.) for a 116.5 passer rating...Was named Pepsi Zero Sugar Rookie of the Year in a fan vote...Voted by fans as the Pepsi Zero Sugar Rookie of the Week a record-tying nine times...Started 15 games, completing 396 passes on 595 attempts (66.6 pct.) for 4,336 yards and 31 TDs with 10 INTs (98.3 rating)...Added five TDs and 234 yards on 51 rushing attempts (4.3 avg.)...The 36 total scores, 31 passing TDs and 396 completions set all-time NFL marks among rookie QBs...Eclipsed 30 TD passes for the year in the finale at Kansas City, becoming the youngest player in history to have 30 passing

scores in a single season, doing so at 22 years, 299 days old...The 4,336 passing yards and the 66.6 completion percentage (min. 200 attempts) were both good for the second-best by a rookie QB in history...Averaged a rookie-record 289.1 passing yards per game...Set all-time rookie records with eight games of 300-plus passing yards and six games with at least three TD passes...Tossed multiple TD passes in 10 games, including in seven-straight contests, both of which are the most by a rookie QB in NFL history...Posted four consecutive games with three or more TD passes, the longest such streak ever by a rookie...Registered three game-winning drives in the fourth quarter or overtime in a row, tying the longest such streak by a rookie QB in the Super Bowl era (since 1966)...Tied with Tampa Bay QB Tom Brady with a league-best 14 TD passes on third down...Completed eight passes of 50-plus yards, tying Tennessee QB Ryan Tannehill for the most in the NFL...Four of those passes of 50 or more yards went for TDs, tying as the most in the NFL with the league's Most Valuable Player, Green Bay QB Aaron Rodgers...Set rookie *Monday Night Football* records in Week 5 with four passing TDs, including three in the first half...In the Week 7 win against Jacksonville, recorded the first win by a rookie QB in pro football history with 300 passing yards, three passing TDs and a rushing score while throwing no INTs...Along with Kansas City QB Patrick Mahomes, became the second player ever to eclipse 4,000 passing yards in the first 14 starts of a career...Became the third QB in history to pass for over 300 yards in each of the first two games of a career, joining Cam Newton and Kyler Murray...Threw a TD in each of his first 10 career games, the second-longest streak to start a career in NFL history...Joined Mahomes as the only players to throw for 250 yards in each of the first seven games of a career...Threw for 277 passing yards in the first half of a Week 11 win against the New York Jets, the most by any rookie passer in a first half over the last 40 seasons...**Awards:** *The Associated Press* Offensive Rookie of the Year...*Professional Football Writers of America* Rookie of the Year...*PFWA* Offensive Rookie of the Year...*PFWA* All-Rookie (QB)...*NFL* Offensive Rookie of the Month (October and November)...*FedEx Air NFL* Player of the Week (Week 11)...*Pepsi Zero Sugar* Rookie of the Week (Weeks 2, 4, 5, 7, 8, 9, 11, 15, 17)...*Pro Football Focus* All-Rookie (QB)...*Pro Football Journal* First-Team All-Rookie (QB)...*ProFootballTalk* Offensive Rookie of the Year...**at Cincinnati (Sept. 13):** Dressed for his first NFL game, but saw no game action...**vs. Kansas City (Sept. 20):** Voted by fans as the Pepsi Zero Sugar Rookie of the Week...Started at QB in his NFL debut, completing 22 passes on 33 attempts (66.7 pct.) for 311 yards and a TD with an INT (94.4 rating)...Ran the ball four times for 18 yards (4.5 avg.) and a TD...On his opening drive, capped off the drive with a four-yard TD run after rolling to the right from a play-action pass...Set up the TD run by completing a pass on third-and-four to RB Austin Ekeler to move the chains and get to the Kansas City four-yard line...Later in the first half, threw the first score of his career to WR Jalen Guyton, who also registered his first career score on the play, by lofting a pass perfectly to

the back left corner of the end zone for a 14-yard score...Became the first player with a rushing TD and a passing score in the first half of an NFL debut since Bob Clatterbuck in 1954 for the New York Giants...The 311 yards were the fourth-most passing yards in an NFL debut since the 1970 NFL-AFL merger...Joined Cam Newton and Otto Graham as the only QBs with 300-plus passing yards and a rushing TD in an NFL debut...Had his first NFL completion in the first quarter in the right flat to rookie RB Joshua Kelley, who took the pass from behind the line of scrimmage for a 35-yard gain...In the third quarter, stood tall in the face of pressure on third-and-10 to perfectly loft a pass over the coverage of S Tyrann Mathieu and CB L'Jarius Sneed to WR Keenan Allen on a deep-crossing route for a 25-yard gain...Sustained the go-ahead drive midway through the fourth quarter by ducking out of the arms of LB Damien Wilson to throw a jump-pass to TE Hunter Henry in the middle of the field for a 19-yard gain...**vs. Carolina (Sept. 27):** Registered his second game with 300 passing yards, joining Kyler Murray and Cam Newton as the only QBs in NFL history with back-to-back games of 300-plus yards to start a career...Threw for 330 yards and a TD with an INT on 35-of-49 passing (71.4 pct.) for an 88.0 passer rating...Added 15 rushing yards on three attempts (5.0 avg.)...In the third quarter, rolled right on a play-action pass and found WR Mike Williams on the run for a 17-yard gain despite pressure from DE Stephen Weatherly...Scrambled for an 11-yard gain on third-and-six to keep a fourth quarter scoring drive alive...Later on, stepped up in the pocket to avoid pressure and tossed a perfectly placed ball over the coverage of LB Shaq Thompson to Keenan Allen in the back of the end zone for a 14-yard TD...**at Tampa Bay (Oct. 4):** Named Pepsi Zero Sugar Rookie of the Week following a fan vote...Completed 20 passes on 25 attempts (80.0 pct.) for 290 yards and three TDs with an INT for a career-high 137.9 passer rating...Tossed a 72-yard TD off his back foot to Jalen Guyton over CB Sean Murphy-Bunting in the third quarter, setting a career-long in the process...Also threw a 53-yard score to WR Tyron Johnson and a 19-yader to TE Donald Parham Jr., for the first receiving TDs of their respective careers...Threw the TD to Johnson in the first quarter, firing the play-action pass deep to the left over S Jordan Whitehead and S Antoine Winfield Jr. ... Scrambled for five yards to keep a drive alive in the second quarter on third-and-four by beating DL Ndamukong Suh to the corner and stepping out of bounds before a late hit penalty on Whitehead...Later on, identified a blitz to hit Joshua Kelley in the left flat for a 17-yard gain to move the chains on third-and-11 and continue a TD drive...Capped off the drive by tossing a jump ball along the left sideline for Parham to high-point the pass over Murphy-Bunting for a score...**at New Orleans (Oct. 12):** Voted by fans as the Pepsi Zero Sugar Rookie of the Week...Made his *Monday Night Football* debut and tossed four TDs, the most by a rookie QB in *Monday Night Football* history...Threw three TDs in the first half, also the most-ever on *MNF* by a rookie...Threw for 264 yards and the four scores while completing 20 passes on 34 attempts (58.8 pct.) for a 122.7 passer rating...Carried the ball four times for eight

yards (2.0 avg.)...On his first TD pass, extended the third-and-seven play by rolling from the pocket to the right, evading pressure of S Malcolm Jenkins and DE Cameron Jordan to throw on the run and find Keenan Allen in the front of the end zone...Placed the pass perfectly out of the reach of S Marcus Williams...The pass had a completion probability of 27.7 percent, the third-lowest of any TD pass in the NFL in Week 5...Led Mike Williams on a shallow crossing route in the second quarter for a four-yard TD in the back left corner of the end zone...Made the third TD pass of the day — and the second on third down — late in the first half, finding Hunter Henry on a corner-route in the back right corner of the end zone for a three-yard score...Tossed his final TD of the day to Williams, finding him deep down the right sideline on third-and-10 for a 64-yard score...At the end of regulation, lofted a jump ball down the left sideline for Williams to haul in...The pass had a 21.6 percent completion probability, the fourth-lowest among all passes for Week 5...**vs. Jacksonville (Oct. 25):** Tied a team record with his fourth Pepsi Zero Sugar Rookie of the Week in a fan vote...Registered his first career win as a starting QB...Became the second rookie in NFL history to throw three-plus TD passes in three consecutive games, joining Houston's Deshaun Watson (four straight in 2017)...Registered his third 300-yard game of the season and third three-TD game, finishing with 347 yards and three TDs on 27-of-43 passing (62.8 pct.) for a 111.3 passer rating...Added nine carries for 66 yards (7.3 avg.) and a TD, the most rushing yards in a single game by a QB in team history...The performance made him the first rookie QB in pro football history to register a win while throwing for 300 yards, three TDs, running for a score while tossing no INTs...The game marked his third straight with a passer rating of 110 or higher, tying for the second-longest streak by a rookie QB since the merger...Threw his first TD of the day on to Donald Parham Jr., perfectly placing the ball to the TE on a seam-route for the 22-yard score...Late in the third quarter, lofted a pass deep down the left sideline to TE Virgil Green who elevated over LB Joe Schobert to haul in the 26-yard TD despite suffering a season-ending injury on the play...Just a few minutes later, threw just over the coverage of CB Tre Herndon to hit Jalen Guyton in-stride for a 70-yard score...Capped off the third quarter by rolling right on second-and-goal before running and side-stepping Schobert for a five-yard TD run...Had a 31-yard scamper in the first quarter on a read-option play, the longest run by a Chargers QB since Mark Malone in 1988 (36 yards)...**at Denver (Nov. 1):** Voted by fans for the fifth time as Pepsi Zero Sugar Rookie of the Week...Tossed three TDs for the rookie record-tying fourth-straight game...Finished with 278 yards, the three scores and two INTs on 29-of-43 passing (67.4 pct.) for an 89.1 passer rating...Reached 15 TDs on the year and tied Deshaun Watson for the most passing scores through six career games by a rookie QB in NFL history...Added three rushing attempts for 21 yards (7.0 avg.)...Tossed his first score of the day to Keenan Allen on a nine-yard seam-route, placing the pass between LB Josey Jewell and S Justin Simmons...In the waning seconds of the first half, made a

back-shoulder throw to Mike Williams with CB Michael Ojemudia in coverage to get inside the five-yard line...One play later, rolled right and hit FB Gabe Nabers for a two-yard score, marking the undrafted rookie's first career TD...Early in the third quarter, lofted a pass to Williams right over CB A.J. Bouye for a 24-yard TD...**vs. Las Vegas (Nov. 8):** Named Pepsi Zero Sugar Rookie of the Week following a fan vote, his sixth of the season...Registered his fourth career game with 300-plus yards...Saw his streak of games with three-plus TDs come to an end, but extended his streak of games with multiple scoring passes to a record-tying five-straight...Completed 28 passes on 42 attempts (66.7 pct.) for 326 yards and two TDs (105.9 rating)...Avoided pressure late in the first half by stepping up into the pocket, finding Keenan Allen on a post-route from the left slot for a 27-yard TD...Threw a third-quarter play-action pass perfectly down the left sideline to Tyron Johnson between the coverage of S Johnathan Abram and S Erik Harris...Tossed his second TD of the day in the fourth quarter, rolling right and throwing back across the field to the left flat, finding Gabe Nabers for the four-yarder...The performance marked his fourth of the year with a passer rating above 100...Ran for 24 yards on five attempts (4.8 avg.)...On the first play from scrimmage, pulled the ball from RB Justin Jackson on a read-option play for an 11-yard run...**at Miami (Nov. 15):** Set the all-time rookie record for consecutive games with multiple TD passes, doing so in his sixth-straight game...Saw his streak of starts with 250-plus passing yards to open a career stop at seven...Had 20 completions on 32 attempts (62.5 pct.) for 187 yards and two TDs with an INT (86.3 rating)...Threw his first score after rolling to his right and throwing two yards on the run to Hunter Henry in the back of the end zone...Late in the game on third-and-10, threw a 13-yard score off his back foot in the face of pressure to Keenan Allen on a shallow crossing route...Ran in his third TD of the season in the first half, finishing with 10 yards on four attempts (2.5 avg.)...The three rushing scores ranked third in team annals among QBs...**vs. N.Y. Jets (Nov. 22):** Voted by fans as the FedEx Air NFL Player of the Week and the Pepsi Zero Sugar Rookie of the Week...Tossed a single-season career-high 366 yards and three TDs while completing 37 passes on 49 attempts (75.5 pct.) for a 116.5 passer rating, his fourth game with a rating above 100 on the year...Extended his NFL rookie-record streak of games with multiple TD passes to seven and set the all-time rookie record with five performances of three-plus TDs...Tossed his first score in the opening seconds of the second quarter, hitting Mike Williams in-stride on a crossing route for a 39-yarder with CB Arthur Maulet trailing in coverage...Threaded the needle between LB Neville Hewitt and S Ashtyn Davis to Hunter Henry for a two-yard score later on in the quarter...In the third quarter, extended a third-and-goal play by rolling left and throwing on the run against the grain to Keenan Allen in the back of the end zone perfectly out of the reach of CB Lamar Jackson...The game marked his fifth 300-yarder on the year, tying for the second-most 300-yard performances by a rookie QB in NFL history...Tossed his NFL-best sixth pass to go

for 50-plus yards on the year...Helped set up the second score by launching a deep pass before getting hit to Johnson over Hewitt for a 54-yard gain...In the first half, threw for 277 yards, the most by a rookie QB in the last 40 seasons...Ran for 11 yards on the ground on two attempts (5.5 avg.)...**at Buffalo (Nov. 29):** Topped 300 yards for the sixth time on the season, tying with Andrew Luck for the most by a rookie QB in NFL history...Totaled 316 yards and a TD with an INT on 31-of-52 passing (59.6 pct.) for a 75.5 passer rating...Extended his streak of games to start a career with a TD pass to 10, the second-longest in NFL history...On the score, thread the five-yard pass on third-and-goal between the defense of LB Tremaine Edmunds and CB Tre'Davious White to Keenan Allen...The TD pass gave him 11 in November, the most in the month by a rookie in NFL history...In the third quarter, found Allen on a corner-route from the left slot, lofting the pass perfectly over CB Taron Johnson to convert the two-point attempt...Eclipsed 3,000 passing yards on the year, joining Patrick Mahomes (3,185) as the only players to do so through the first 10 starts of a career...Threw his seventh pass for 50-plus yards on the season, the most in a season by a rookie QB since at least 1991...Completed the deep ball on fourth-and-27 late in the game to Tyron Johnson for 55 yards after shaking the potential sack of DT Ed Oliver...**vs. New England (Dec. 6):** Completed 26 passes on 53 attempts (49.1 pct.) for 209 yards and two INTs (43.7 rating)...**vs. Atlanta (Dec. 13):** Passed for 243 yards and two TDs with an INT while completing 81.8 percent of his passes (36 for 44) for a 95.4 passer rating...Became the fourth rookie QB in history to toss 25 or more TDs...The game marked his eighth with multiple TD passes, tying for the second-most in a rookie campaign in NFL history...Registered his first career game-winning drive in the fourth quarter or overtime, leading the Bolts on a six-play, 49-yard drive ending in a 43-yard field goal by K Michael Badgley...It marked his first of three consecutive game-winning drives...Threw the first TD pass in the first quarter, stepping right and throwing off his back foot to Keenan Allen in the front right corner of the end zone for the 10-yard score...Late in the third quarter, extended a play to his right and threw on the run to hit Tyron Johnson for the game-tying, 12-yard TD...Set up the game-winning field goal with less than 20 seconds remaining by hitting Johnson on a corner-route along the left sideline for 22 yards, lofting the pass over CB Isaiah Oliver and underneath the coverage of S Keanu Neal...**at Las Vegas (Dec. 17):** Led the team on its second game-winning drive in as many weeks, scoring the game-winning TD in overtime...Set up his one-yard, game-winning TD run in overtime by standing tall despite pressure and unloading a deep pass for 53 yards to Jalen Guyton...Completed 22 passes on 32 attempts (68.8 pct.) for 314 yards and two TDs (121.1 rating) to register his seventh 300-yard performance of the year, setting the all-time rookie record for 300-yard passing games...Added four carries for 14 yards (3.5 avg.), including the game-winning TD run...Brought his season total to 27 TD passes, tying Cleveland QB Baker Mayfield (2018) for the most by a rookie in NFL history...The performance

also marked his ninth with multiple passing scores on the year, also tying Mayfield's rookie record... Made his first TD pass in the first quarter, firing low to Hunter Henry on a seam-route for the 10-yard score...Stepped into a throw despite pressure in the waning seconds of the first half to Tyron Johnson on a corner-route for a 26-yard TD...**vs. Denver (Dec. 27):** Set the all-time rookie record with his 28th TD pass of the season...Hit Austin Ekeler in the left flat on the quick pass that the RB powered into the nine-yard score in the second quarter...Orchestrated his third-straight game-winning drive, leading the team on a six-play, 56-yard drive to set up a 37-yard field goal by Michael Badgley...Posted 21 completions on 33 attempts (63.6 pct.) for 253 yards and the TD (97.2 rating)...Reached 4,034 yards on the season, joining Patrick Mahomes (4,584) as the only two players in history to eclipse 4,000 passing yards through the first 14 starts of a career...Ran for 26 yards on four carries (6.5 avg.)...Waited for a third-and-eight play to develop late in the first half to find Jalen Guyton open down the left sideline for a 29-yard gain...In the third quarter, scrambled to the left away from a blitz to gain 10 yards on the ground and move the chains on fourth-and-eight...**at Kansas City (Jan. 3):** Completed 71.0 percent of his passes (22-of-31) for 302 yards and three TDs for a 134.1 passer rating, the second-highest rating of his career...Added a one-yard TD run, finishing with nine yards on six carries (1.5 avg.)...Hit RB Justin Jackson on an angle-route to convert the two-point try after his TD run late in the first half... Reached 31 passing TDs, 36 total TDs and 396 completions on the year, setting all-time rookie records in the process...In the first quarter, stepped out of pressure and improvised, throwing to Donald Parham Jr., in the left flat for an eight-yard TD after Parham side-stepped a defender... At 22 years, 299 days old, became the youngest player in NFL history to register a throw 30 TDs in a single season...Found Mike Williams for his third TD pass of the day on a deep pass down the left sideline for a 48-yarder...The performance was his eighth of 300-plus yards and his sixth with three or more TD passes — both of which set single-season records for rookie QBs...It was also his seventh of the year with a passer rating of 100.0 or better, good for the fifth-most by a rookie in NFL history...Side-stepped the blitz in the fourth quarter and hit Tyron Johnson along the right sideline, who turned upfield and runs for a 27-yard gain.

COLLEGE: Started 42 career games for Oregon (2016-19), capping his career with a come-from-behind win in the Rose Bowl over Wisconsin, totaling three rushing scores...Threw a touchdown pass in 40 of his 42 career starts, including a streak of 35 games...Finished as Oregon's all-time record holder in completions (827) and attempts (1,293) while ranking No. 2 in passing yards (10,541), passing touchdowns (95) and 300-yard performances (nine)... Became the second player in program history to throw for 3,000 yards in back-to-back seasons, joining Las Vegas QB Marcus Mariota...Became the second player in Pacific-12 history to win the William V. Campbell Trophy, known as the Academic Heisman, doing so in 2019...Three-time Academic All-American and was the 2019 Pac-12 Football Scholar-Athlete of the Year... Named the Pac-12 Offensive Player of the Week as a senior for a four-touchdown performance over Washington...In the red zone, threw 50 career touchdown passes compared to just four interceptions...Led an Oregon offense to average 42.8 points-per-game and 19-3 record in Autzen Stadium as a starter...Was the first Oregon true freshman to start at QB since 1983.

PERSONAL: Given name Justin Patrick Herbert... Born in Eugene, Ore. ...Has been involved with KIDSPO RTS, a non-profit in Eugene, Ore., that helps fund and run youth sports programs...Was a teacher's assistant as a sophomore at Oregon for a biology class...Grandfather, Rich, played WR at Oregon...Father, Mark, played WR at Montana... Brother, Mitchell, played WR at Montana State... Younger brother, Patrick, plays TE at Oregon... Was high school teammates with Kellen Strahm, who was selected in the fifth round of the 2019 MLB Draft by the Texas Rangers...Co-founded a fishing club in high school, which still exists... Enjoys golfing and fishing...Lists one of his favorite college courses as organic chemistry... Earned a degree in biology from Oregon...**High School:** Recognized as first-team 6A All-State as a senior at Sheldon High in Eugene, Ore. ... Led the team to the state semifinals with 3,130 passing yards and 37 TDs while completing 66.5 percent of his passes and running for 543 yards and 10 TDs...Threw for 10 TD passes in the first two games of his junior year before suffering a season-ending leg injury...Lettered in basketball and baseball, earning second-team All-State recognition during his senior season as a pitcher when the team won the 6A state title.

JUSTIN HERBERT NFL STATISTICS

PASSING

Year	Team	GP	GS	Att	Cmp	Pct.	Yds	Y/A	TD	Int	Lg	Sk	Lost	Rating
2020	Los Angeles Chargers	15	15	595	396	66.6	4,336	7.3	31	10	72t	32	218	98.3
NFL Totals		15	15	595	396	66.6	4,336	7.3	31	10	72t	32	218	98.3

RUSHING

Year	Team	Att	Yds	Avg.	Lg	TD
2020	Los Angeles Chargers	55	234	4.3	31	5
NFL Totals		55	234	4.3	31	5

CAREER TRANSACTIONS

2020 Selected by Los Angeles Chargers in the first round (sixth overall) of NFL Draft, April 23... Signed rookie contract, July 26.



KJ HILL JR. ⚡ 84

WIDE RECEIVER | OHIO STATE

6-0 | 196 lbs | LITTLE ROCK, ARK.

DRAFT 7 — 2020

EXPERIENCE: 2ND NFL SEASON

2ND YEAR WITH CHARGERS

CAREER HIGHLIGHTS

- ▶ Saw action in 15 games as a rookie, serving as the primary punt returner for the Bolts.
- ▶ In the team's Week 15 win over division-rival Las Vegas on Thursday Night Football, hauled in a career-best three catches for 39 yards, including a 25-yard first-down catch on third-and-12 near the end of the first half to set up a Chargers on the ensuing play from scrimmage.

2020: In 15 games played as a rookie, served as the team's primary punt returner while contributing in the passing game offensively... Held a mark of 6.9 yards-per-return, while adding seven receptions for 73 yards (10.4 avg.)... Totaled a career-best three receptions for 39 yards (13.0 avg.) in a win on *Thursday Night Football* against Las Vegas... **at Cincinnati (Sept. 13):** Saw action both on offense and on special teams in first career NFL game, primarily serving in a blocking role... **vs. Carolina (Sept. 27):** Recorded his first career reception, a 15-yard catch across the middle, to extend the final offensive drive... **at New Orleans (Oct. 12):** Logged one catch for eight yards, while contributing on special teams... **vs. Jacksonville (Oct. 25):** Inactive (healthy scratch)... **at Denver (Nov. 1):** Returned a second-quarter punt 30 yards, the longest punt return of his career... Finished the day with 38 punt return yards, a career-best... **at Miami (Nov. 15):** Caught one punt, fair catching the exchange of possession... **vs. N.Y. Jets (Nov. 22):** Returned one punt for five yards near the end of the first quarter, giving the Chargers offense starting field position near midfield... The Bolts finished the ensuing series with their first offensive TD of the game... **at Buffalo (Nov. 29):** Did not record a punt return, while logging 10 total special teams snaps... **vs. New England (Dec. 6):** Continued to serve as the primary punt returner, fair catching two Patriots punts, while securing his first reception since Week 5... Logged the reception on a second-and-10, totaling seven yards on

the catch... **vs. Atlanta (Dec. 13):** Logged fourth reception of the season, catching a four-yard pass in the fourth quarter to help the Bolts offense continue their drive... Gained one yard on his lone punt return... **at Las Vegas (Dec. 17):** Had a career day, logging three catches for 39 yards (13.0 avg.), hauling in a 25-yard pass from QB Justin Herbert on third-and-12 to set up a WR Tyron Johnson receiving TD on the next play to close out the first half for the Chargers, taking a lead into halftime that Los Angeles would not relinquish... The third-down receiving first down contributed to Herbert finishing the season as the NFL's leader in passing first downs on third down... Added one punt return for 10 yards prior to the offense's opening possession, helping the Bolts score on their opening drive and take an early lead... **at Kansas City (Jan. 3):** Saw action on 10 offensive snaps for the Bolts, as Los Angeles closed out the season on a four-game win streak, defeating three AFC West Division opponents along the way.

COLLEGE: In four seasons at Ohio State (2015-19), amassed a school-record of 201 receptions for 2,332 yards (11.6 avg.) and 20 touchdowns in 53 games played... Tied a program record by registering a reception in 48-straight contests... Became the first receiver in Buckeyes history to have three-straight seasons of 50-plus catches... Honorable mention All-Big Ten as a junior and senior... Became the second-ever Ohio State WR drafted by the Chargers and the first since 1986... In 2019, posted a season-high 83 receiving yards in the Big Ten Championship win over No. 10 Wisconsin... Recorded single-season career highs in 2018 with 70 receptions for 885 yards and six TDs receiving, registering an average of 12.6 yards-per-catch... Posted a pair of 100-yard receiving games in 2018, including a career-high 187 against Minnesota for the eighth-most single-game yards in Ohio State history... In 2017, set a single-game career high with 12 receptions in the come-from-behind win over Penn State — good for the fourth-highest single-game total in school annals... Also topped 100 yards in that victory over the Nittany Lions, finishing with 102 yards.

PERSONAL: Given name Reanard O'Keith Hill Jr. ...Nickname is 'KJ'...Born in Little Rock, Ark. ...Was active in the Urban League in college, reading to children and engaging with youth... Wants to invest in a gym in his hometown so youth and aspiring athletes have a place to train...Played in the Nike Elite Youth Basketball League with Team Penny out of Memphis, Tenn., where Penny Hardaway was the coach...Enjoys hunting and fishing in his leisure...Earned a degree in strategic communications from Ohio State...**High School:** Named a U.S. Army All-American as a senior at North Little Rock (Ark.) High...Caught 58 passes for 1,023 yards and 11

TDs in his final prep campaign...Rated as the No. 1 player in the state, led the Charging Wildcats to an 11-2 season and the second round of the Arkansas state 7A playoffs...Had his best prep season as a junior, recording 1,143 receiving yards and 16 TDs on 63 receptions...Played WR, S, KR and PR...Spent the first two years of his prep career at Bryant (Ark.) High...Lettered in football and basketball.

KJ HILL JR. NFL STATISTICS

Year	Team	GP	GS	— Receiving —					— Rushing —					Scrimmage
				No.	Yds	Avg.	Lg	TD	Att	Yds	Avg.	Lg	TD	Yards
2020	Los Angeles Chargers	15	0	7	73	10.4	25	0	0	0	—	—	0	73
NFL Totals		15	0	7	73	10.4	25	0	0	0	—	—	0	73

Year	Team	— Kickoff Returns —					— Punt Returns —					— All-Purpose —	
		No.	Yds	Avg.	Lg	TD	No.	FC	Yds	Avg.	Lg	TD	Yards
2020	Los Angeles Chargers	1	7	7.0	7	0	12	11	83	6.9	30	0	163
NFL Totals		1	7	7.0	7	0	12	11	83	6.9	30	0	163

CAREER TRANSACTIONS

2020 Selected by Los Angeles Chargers in the seventh round (220th overall) of NFL Draft, April 25...Signed rookie contract, July 26.



JUSTIN JACKSON ⚡ 22

RUNNING BACK | NORTHWESTERN

6-0 | 196 lbs | CAROL STREAM, ILL.

DRAFT 7 — 2018

EXPERIENCE: 4TH NFL SEASON

4TH YEAR WITH CHARGERS

CAREER HIGHLIGHTS

- ▶ With career-bests of 89 yards on the ground and 53 yards through the air, amassed a career-high 142 yards from scrimmage at Denver last season.
- ▶ In the first two games of 2019, had more than 50 yards from scrimmage in back-to-back games for the first time of his career.
- ▶ Sparked the offense in the second half against the Steelers in 2018 with a 19-yard catch and eight carries for 63 yards (7.9 avg.), including an 18-yard touchdown, helping the Bolts to a three-point come-from-behind win for the team's second-ever regular-season win at Pittsburgh.
- ▶ Made his first NFL start at RB in Week 15 at Kansas City in 2018, totaling 58 rushing yards and a touchdown on 16 carries (3.6 avg.) while catching three passes for 27 yards (9.0 avg.).

2020: Logged nine games played with four starts, receiving the starting nod in each contest from Week 4 to Week 9...After missing Weeks 2 and 3 due to injury, returned in Week 4...Placed on Reserve/Injured following Week 9, returning to the lineup in Week 14...Recorded over 50 yards from scrimmage in each of the team's three games from Week 5 to 8, setting a career-high mark with 142 yards from scrimmage in Week 8 at Denver...**at Cincinnati (Sept. 13):** Logged 11 snaps on offense, while contributing on special teams...**vs. Kansas City (Sept. 20):** Inactive...**at Tampa Bay (Oct. 4):** In his first game action since Week 1, gathered two receptions and accounted for six carries...**at New Orleans (Oct. 12):** Logged five catches for 23 yards, helping steady a passing offense that saw QB Justin Herbert set the rookie passing TD record in *Monday Night Football* history...**vs. Jacksonville (Oct. 25):** Accounted for 55 scrimmage yards, with three scrimmage first downs, as the Chargers earned their second victory of the season...**at Denver (Nov. 1):** Had a career day, accumulating career-highs in scrimmage yards (142), rushing yards (89) and receiving yards (53)...Totalled 17 rushing attempts, the most in a single game in his career, for a career-best 89

yards with a 5.2 average...Four of his rushing attempts moved the chains, which tied for the most rushing first downs in a single game in his three-year career...Tallied three receptions for a career-best 53 yards, with all three catches going for first downs...On a second-and-eight, caught a screen pass from Herbert and trotted 34 yards, following blocks by TE Hunter Henry and G Forrest Lamp...The 34-yard catch-and-run marked the longest catch of his career, and led to an eventual Chargers TD...On the next series, ran up the middle and followed blocks by Lamp, C Dan Feeney and G Cole Toner to break through the line of scrimmage and gain 22 yards, which also led to a Chargers TD later in the drive...On WR Mike Williams' TD catch, picked up the blitz and formed a secure pocket for Herbert to deliver his pass...Guided an offensive unit that rushed for a season-high 210 yards...**vs. Las Vegas (Nov. 8):** Started the game at RB, before leaving with an injury on the opening drive...**vs. Atlanta (Dec. 13):** Received six total touches, accounting for 19 total scrimmage yards (3.17 avg.)...On the offense's final possession of the second quarter, substituted in and received two carries and a reception to keep the drive alive, accounting for a first down in the two-minute offensive situation...Also received back-to-back catches out of the backfield in the fourth quarter, helping the offense stretch the field...**at Las Vegas (Dec. 17):** Inactive...**vs. Denver (Dec. 27):** On the offense's final drive, took a second-and-nine carry for four yards, setting up a third-and-medium and the eventual game-winning field goal for K Michael Badgley...**at Kansas City (Jan. 3):** Totalled 104 yards from scrimmage on 10 touches (10.4 avg.) as his offensive production helped the Bolts end the season on a four-game win streak with three consecutive victories over AFC West division opponents...Logged two of the offense's three longest plays from scrimmage, a 32-yard catch-and-run in the second quarter and a 34-yard rush around the right end along the boundary in the fourth quarter to set up a Kalen Ballage rushing score on the next play...Accounted for six total first downs on his 10 touches...Also caught the two-point conversion from Justin Herbert, capping a well-rounded day offensively to close out the 2020 season.

BEYOND THE BOLT



An outspoken advocate for social justice, Jackson engaged local community and political leaders in dialogue on topics including police reform and social justice. He participated in numerous marches advocating for police reform, including a few with multiple teammates. Jackson began his involvement in social justice at Northwestern, where he worked with the student-athlete group, 'Engage,' which focused on diversity inclusion and social justice.

Jackson was active early in the COVID-19 pandemic last offseason. He began by donating 4,000 meals to the Los Angeles Regional Food Bank. Jackson also participated in the team's telethon fundraiser in partnership with KCBS, the Los Angeles CBS affiliate.

In September 2018, Jackson participated in the team's annual shoe distribution with WSS in Los Angeles. Chargers players, Charger Girls and staff were paired with 450 students from the 10 elementary schools in Inglewood Unified School District. Each student picked out a new pair of shoes and a backpack for the upcoming school year.

2019: Played in seven games and was inactive nine others...Rushed 29 times for 200 yards (6.9 avg.)...Added nine receptions for 22 yards (2.4 avg.)...Returned five kicks for 107 yards (21.4 avg.)...**vs. Indianapolis (Sept. 8):** Ran for 57 yards on six attempts (9.5 avg.)...Added a four-yard catch to record 61 yards from scrimmage on the day...Took a handoff up the middle in the first quarter for 23 yards behind blocks from G/T Michael Schofield III, C Mike Pouncey and G Dan Feeney...Had a 24-yard gain in the second quarter while getting blocks from Schofield and T Sam Tevi along with pulling blocks from Feeney and FB Derek Watt...On the opening kickoff return, gave a freeing block for DB Desmond King II to return the kick 43 yards...**at Detroit (Sept. 15):** Registered seven carries for 59 yards (8.4 avg.)...Ended the day with 64 yards from scrimmage after hauling in a five-yard catch...It marked the first back-to-back games of his career with 50-plus yards from scrimmage...**vs. Houston (Sept. 22):** Carried the ball five times for 26 yards (5.2 avg.) while catching four passes for four yards (1.0 avg.)...**at Miami (Sept. 29):** Inactive (calf)...**vs. Green Bay (Nov. 3):** Returned from a five-week absence to carry the ball twice for seven yards (3.5 avg.) and haul in a seven-yard reception...**at Oakland (Nov. 7):** Inactive (calf)...**at Jacksonville (Dec. 8):** Returned to action, posting 25 rushing yards on three attempts (8.3 avg.) while returning a pair of kickoffs for 43 yards (21.5 avg.)...Recorded a 14-yard carry in the fourth quarter behind a block from Derek Watt...**vs. Minnesota (Dec. 15):** Carried the ball five times for 15 yards (3.0 avg.) while posting two receiving yards on a pair of catches (1.0 avg.)...**vs. Oakland (Dec. 22):** Inactive (hamstring)...**at Kansas City (Dec. 29):** Recorded an 11-yard carry and returned three kickoffs for 64 yards (21.3 avg.).

2018: Appeared in 13 games with a start at RB...Ran the ball 50 times for 206 yards (4.1 avg.) and two TDs...Added 15 receptions for 135 yards (9.0 avg.)...Registered six tackles on special teams...Appeared in both postseason games...Ran the ball three times for nine yards (3.0 avg.) and caught three passes for 22 yards (7.3 avg.)...Added a special teams tackle...**vs. San Francisco (Sept. 30):** Made his NFL debut, contributing on 12 special teams plays...**vs. Oakland (Oct. 7):** Saw action on six plays on special teams...**at Cleveland (Oct. 14):** Saw the first action of his career on offense, appearing on seven offensive plays...Caught a pass for eight yards and registered three carries for four yards (1.3 avg.)...Posted a tackle on special teams...**vs. Tennessee (Wembley Stadium, Oct. 21):** Caught an 11-yard pass and recorded two carries for three yards (1.5 avg.)...Posted two tackles on special teams...**at Seattle (Nov. 4):** Saw action on eight snaps on special teams...**at Oakland (Nov. 11):** Registered a special teams tackle while playing 12 snaps on special teams...**vs. Denver (Nov. 18):** Appeared on 10 plays on special teams...**vs. Arizona (Nov. 25):** Registered seven carries for 57 yards (8.1 avg.)...Took a toss play to the left for 19 yards in the third quarter behind blocks from WR Keenan Allen, TE Sean Culkin, T Russell Okung and FB Derek Watt...Notched a special teams tackle...**at**

Pittsburgh (Dec. 2): Posted 63 rushing yards and a TD on eight attempts (7.9 avg.), and hauled in a 19-yard reception...On the 18-yard TD run in the fourth quarter, took the shotgun handoff up the middle behind blocks from TE Antonio Gates and G Dan Feeney before juking by S Terrell Edmunds and sprinting away from S Sean Davis for the score...Earlier in the fourth quarter, registered another 18-yard rush from the shotgun formation, utilizing blocks from Feeney and Russell Okung before forcing a missed tackle attempt by Davis with a juke...Registered a tackle on special teams...**vs. Cincinnati (Dec. 9):** Recorded 12 rushing yards on seven attempts (1.7 avg.) and two receptions for 23 yards (11.5 avg.)...**at Kansas City (Dec. 13):** Started at RB with injuries to RBs Melvin Gordon III and Austin Ekeler...Ran the ball 16 times for 58 yards (3.6 avg.) and a TD...Added 27 receiving yards on three catches (9.0 avg.)...Posted a nine-yard carry in the first quarter, bouncing the run to the right behind blocks from TE Virgil Green, T Sam Tevi and Keenan Allen...Ran in the three-yard TD behind Green on a first-and-goal handoff out of the shotgun in the fourth quarter...**vs. Baltimore (Dec. 22):** Set a season high with seven receptions for 47 yards (6.7 avg.), and had a carry go for minus-one yards...**at Denver (Dec. 30):** Recorded 10 rushing yards on six attempts (1.7 avg.)...**at Baltimore (AFC Wild Card, Jan. 6):** Made his NFL postseason debut, carrying the ball twice for five yards (2.5 avg.) and posting a special teams tackle...Played four snaps on offense and seven on special teams...**at New England (AFC Divisional, Jan. 13):** Appeared on 13 offensive plays and 12 on special teams...Posted 22 receiving yards on three catches (7.3 avg.) and had a four-yard rush attempt.

COLLEGE: Played four seasons (2014-17) at Northwestern, finishing his career as the school's all-time leader in rushing attempts (1,142), rushing yards (5,440), rushing touchdowns (41), all-purpose yards (6,298) and scrimmage TDs (42)...Ended his career at No. 3 on the Big Ten's career rushing yards and attempts lists... Joined Wisconsin RB Ron Dayne as just the second player in Big Ten history and ninth player in Football Bowl Subdivision history to rush for 1,000-plus yards in four-straight seasons... Recorded 27 100-yard performances in his Wildcats career and averaged 100-plus rushing yards-per-game in three seasons (2015-17)... Awarded the team's Most Valuable Player honors in back-to-back seasons as a junior and senior... As a senior, earned consensus second-team All-Big Ten honors, setting career highs in receptions (44) and receiving yards (276)...Completed the only pass of his career for a 12-yard TD in a triple-overtime victory over No. 16 Michigan State...Named first-team All-Big Ten by media as a junior in 2016, leading the conference with 117.2 rushing yards-per-game and posting career highs in rushing yards (1,524) and TDs (15) for a 5.1 yards-per-carry average...Recognized as Big Ten Offensive Player of the Week after a 171-yard performance that included a 58-yard TD run at Iowa...As a sophomore, was a consensus second-team All-Big Ten selection...Was one of four true freshmen to see the field for the Wildcats in 2014, totaling 1,187 yards and 10 TDs on 245 attempts (4.8 avg.) while seeing action in 12 games to set the mark for the second-most rushing yards in program history by a freshman.

PERSONAL: Given name Justin Joseph Jackson...Nickname is 'JJ'...Born in Chicago, Ill. ... Brother, Phillip, played RB at Northwest Missouri State...Joe Ballard, his uncle, played at Florida A&M, while his cousin, Nicole Ekhomu, played for the Florida State women's basketball program... In the offseason, participated in 'All Black Lives Matter' marches calling for police reform with teammates...Was involved in 'Engage,' a student-athlete group centered around diversity inclusion...Enjoys listening to music in his leisure...Earned a degree in economics from Northwestern...**High School:** Played at Glenbard North High in Carol Stream, Ill. ...Ranked as the No. 5 prospect in the state of Illinois by Scout.com after his senior year...Holds school record for career rushing yards (6,531) while ranking fifth in state history in career rushing yards and rushing TDs (85)...Two-time Gatorade Player of the Year...Named Player of the Year by the *Chicago Sun-Times*, *Carol Stream Press* and *Daily Herald*...Two-time All-State honoree by the *Chicago Tribune*...Posted 42 carries for 405 yards (9.6 avg.) and five TDs in a 40-34 win over Naperville Central High as a senior...Honor Roll student...Lettered three years in football as a RB and DB, and three years in basketball.

JUSTIN JACKSON NFL STATISTICS

Year	Team	GP	GS	Att	— Rushing —			No.	— Receiving —			Scrimmage Yards		
					Yds	Avg.	Lg		TD	Yds	Avg.		Lg	TD
2018	Los Angeles Chargers	13	1	50	206	4.1	20	2	15	135	9.0	19	0	341
2019	Los Angeles Chargers	7	0	29	200	6.9	40	0	9	22	2.4	9	0	222
2020	Los Angeles Chargers	9	4	59	270	4.6	36	0	19	173	9.1	34	0	443
NFL Totals		29	5	138	676	4.9	40	2	43	330	7.7	34	0	1,006

Year	Team	No.	Yds	Avg.	Lg	TD	— Punt Returns —			— All-Purpose — Yards		
							No.	FC	Yds		Avg.	Lg
2018	Los Angeles Chargers	0	0	—	—	0	0	0	—	—	0	341
2019	Los Angeles Chargers	5	107	21.4	28	0	0	0	—	—	0	329
2020	Los Angeles Chargers	0	0	—	—	0	0	0	—	—	0	443
NFL Totals		5	107	21.4	28	0	0	2	0	—	0	1,113

Year	Team	GP	GS	Att	— Rushing —			No.	— Receiving —			Scrimmage Yards		
					Yds	Avg.	Lg		TD	Yds	Avg.		Lg	TD
2018	Los Angeles Chargers	2	0	3	9	3.0	4	0	3	22	7.3	20	0	31
Postseason Totals		2	0	3	9	3.0	4	0	3	22	7.3	20	0	31

Year	Team	No.	Yds	Avg.	Lg	TD	— Punt Returns —			— All-Purpose — Yards		
							No.	FC	Yds		Avg.	Lg
2018	Los Angeles Chargers	1	17	17.0	17	0	0	0	—	—	0	48
Postseason Totals		1	17	17.0	17	0	0	0	—	—	0	48

CAREER TRANSACTIONS

- 2018** Selected by Los Angeles Chargers in the seventh round (251st overall) of NFL Draft, April 28 (compensatory pick)...Signed rookie contract, May 11...Waived by Chargers, Sept. 3...Signed by Chargers to practice squad, Sept. 5...Signed to active roster, Sept. 24. Placed on Reserve/Injured (knee), Nov. 14...
- 2020** Activated from Reserve/Injured, Dec. 12.



DERWIN JAMES JR. ⚡ 33

SAFETY | FLORIDA STATE

6-2 | 215 lbs | HAINES CITY, FLA.

DRAFT 1 — 2018

EXPERIENCE: 4TH NFL SEASON

4TH YEAR WITH CHARGERS

CAREER HIGHLIGHTS

- ▶ As a rookie in the 2018 season, became the first Chargers rookie to be named a starter in the Pro Bowl since 2005 (LB Shawne Merriman), receiving the most votes at the FS position in the AFC.
- ▶ Recognized in 2018 by *The Associated Press* as a first-team All-Pro at S and a second-team All-Pro at DB, joining CB Desmond King II (first-team DB and second-team PR in 2018) as the first Chargers in history to be named an AP All-Pro at two positions.
- ▶ Named All-NFL, All-AFC and All-Rookie in 2018 by the PFWA.
- ▶ Posted 109 tackles (79 solo), 3.5 sacks, 3.5 tackles for loss, three INTs and 15 passes defended as a rookie, becoming the first-ever Chargers rookie with at least 100 tackles.
- ▶ Joined King (4.0 sacks as a rookie in 2017) as the only DBs since 1997 to post at least 3.5 sacks in their rookie season.
- ▶ Became the first DB in NFL history to register three sacks in the first four games of his pro career and the first DB in a non-strike year since 1983 to post two sacks and an INT through the first three games of his career.
- ▶ Returned from a foot injury in camp last season to start five games at S and record 35 tackles (23 solo), three tackles for loss and a pass defended.

2020: Sustained an injury during training camp and was subsequently placed on Reserve/Injured for the entirety of the season.

2019: Started the final five games at S after returning from injured reserve...Totaled 35 tackles (23 solo), three tackles for loss and a pass defended...**at Denver (Dec. 1):** Made his season debut, totaling four tackles (two solo) and a tackle for loss...**at Jacksonville (Dec. 8):** Registered six tackles (four solo), a tackle for loss and a pass defended...Came untouched on a blitz from the left in the second quarter, leaping to knock down a pass intended for RB Leonard Fournette...**vs. Minnesota (Dec. 15):** Led the team with nine tackles (six solo)...**vs. Oakland (Dec. 22):** Tied for a team-high mark with eight tackles (five solo) and a tackle for loss...Closed quickly from coverage to

HONORS AND AWARDS

- 2018:** 2019 NFL Pro Bowl Selection (First)
The Associated Press
First-Team All-Pro (S)
AP Second-Team All-Pro (DB)
Professional Football Writers of America
All-NFL (S)
PFWA All-AFC (S)
PFWA All-Rookie (S)

tackle RB Jalen Richard for a one-yard loss in the left flat...**at Kansas City (Dec. 29):** Led Chargers defenders with eight tackles (six solo).

2018: Selected to his first Pro Bowl as the top-voted FS in the AFC...Recognized as a first-team All-Pro (S) and a second-team All-Pro (DB) by *The Associated Press*...Coupled with CB Desmond King II, the two were the first Chargers in history to be named an AP All-Pro at two positions...Named All-NFL (S), All-AFC (S) and All-Rookie (S) by the *Professional Football Writers of America*...Started all 16 games at S, recording a team-high 109 tackles (79 solo) to be the first Chargers rookie in history with at least 100 tackles (coaches totals)...Posted 3.5 sacks, 3.5 tackles for loss, three INTs and 15 passes defended...Became the first DB in NFL history to register three sacks in the first four games of his professional career (since sacks became an official statistic in 1982)...With two sacks and an INT through the first three games, became the first DB in a non-strike year since 1983 to do so...Joined King (4.0 sacks as a rookie in 2017) as the only DBs since 1997 to post at least 3.5 sacks in their rookie season...Became the first defensive rookie since OLB Zach Brown in 2012 with Tennessee to record multiple INTs and at least 3.5 sacks...Started at S in both postseason games...Recorded 14 tackles (10 solo) and three tackles for loss...**Awards:** Pro Bowl Selection (First)...*The Associated Press* First-Team All-Pro (S)...AP Second-Team All-Pro (DB)...*Professional Football Writers of America* All-NFL (S)...PFWA All-AFC (S)...PFWA All-Rookie (S)...NBC Sports (selected by Peter King) Defensive Rookie of the Year...Pro Football Focus Defensive Rookie of the Year...PFF Second-Team All-Pro (S)...PFF All-Rookie (S)...Pro Football Journal First-Team All-Pro (S)...PFJ First-Team All-AFC (S)...PFJ First-Team All-Rookie (SS-Flex S)...**vs. Kansas City (Sept. 9):** Made his NFL debut, appearing on 56

BEYOND THE BOLT



An avid gamer of EA Sports' Madden franchise, James played in a Madden 20 tournament in April to help raise money for COVID-19 relief efforts. He defeated fellow Charger Keenan Allen in the first round, Philadelphia's DeSean Jackson in the semifinals and won the tournament of Kansas City's Tyreek Hill in the championship. James kept Hill out of the end zone in the championship in a 54-3 victory. By winning, a donation was made for the pandemic relief efforts in James' name.

After being selected by the Chargers 17th overall in the 2018 NFL Draft, James' mother wrote him a letter congratulating him on his accomplishments, bringing the safety to tears. "She sacrificed a lot for me to be here," he said. Less than three months later, he was able to hold up his end of a life-long promise: Buying his mother, Shanita Russell, her dream house. James announced the purchase on July 2, 2018, on Instagram, captioning a photo of him and his mother in front of the house, "Today was a special day. Bought my Momma her dream house I always promised her since I was a kid. I don't think there is anybody more deserving in the world than her."

defensive snaps and four on special teams after opening the game at S...Posted a team-high six tackles (five solo)...Added a zero-yard sack of QB Patrick Mahomes in the second quarter to force a punt...Made a diving effort to break up a would-be TD to WR De'Anthony Thomas at the start of the second quarter...Just two plays later forced a Kansas City punt by sprinting past the offensive line to flush Mahomes to his right before chasing him down for the zero-yard sack...**at Buffalo (Sept. 16):** Recorded eight tackles (seven solo) and two tackles for loss, including a six-yard sack...Added a pass defended on a diving play while defending TE Charles Clay on a seam-route...On the sack, sprinted untouched into the backfield by the RT to spin QB Josh Allen down for a six-yard loss...In the first quarter, forced Allen to step up into a sack by LB Uchenna Nwosu for Nwosu's first career sack...On the following series, burst through a block attempt by TE Logan Thomas to bring down Allen for a six-yard loss before he could hand the ball off...**at Los Angeles Rams (Sept. 23):** Posted nine tackles (seven solo)...Added two passes defended, including the first INT of his career...On the pick, broke on the ball to undercut a pass intended for TE Gerald Everett, returning the INT four yards...Became the first NFL DB in a non-strike year since 1983 to post two-plus sacks and an INT in his first three career games...**vs. San Francisco (Sept. 30):** Continued to re-write record books, finishing with seven tackles (five solo), a 10-yard sack, a tackle for loss and two passes defended...The sack gave him three on the season, making him the first DB in NFL history to post three-plus sacks over the first four games of his career...On the sack, brought down QB C.J. Beathard after the passer was flushed out of the pocket to his left by

DE Melvin Ingram III...In the first quarter, broke up a pass that was intended for RB Alfred Morris when he came untouched off the edge and leaped in the air to bat the ball down in the backfield...Hit Beathard as he threw the ball in the fourth quarter, beating OL Garry Gilliam with a speed-rush, resulting in an INT by DE Isaac Rochell...**vs. Oakland (Oct. 7):** Recorded five tackles (four solo)...**at Cleveland (Oct. 14):** Registered five tackles (four solo) and a half-sack...Posted 0.5 tackles for loss...Split the sack with NT Damion Square in the first half...On the play, beat the block of RB Carlos Hyde to force QB Baker Mayfield to scramble and kept pursuit to bring down Mayfield with Square...Added a 20-yard kickoff return...**vs. Tennessee (Wembley Stadium, Oct. 21):** Recorded eight tackles (five solo)...**at Seattle (Nov. 4):** Set a single-game career high with 11 tackles (four solo)...**at Oakland (Nov. 11):** Registered nine tackles (five solo) and a pass defended...In the first quarter, stopped WR/RS Dwayne Harris on a jet-sweep on fourth-and-goal from the one-yard line to force a turnover on downs...Earlier in the game, showed off his athleticism by sprinting untouched from the left side of the formation to bring down RB Doug Martin from behind on an off-tackle run to the right...**vs. Denver (Nov. 18):** Posted seven solo tackles...**vs. Arizona (Nov. 25):** Registered seven tackles (five solo)...Broke up three passes, including an INT that he returned three yards...Became the first defensive rookie since 2012 (OLB Zach Brown while with Tennessee) to recorded multiple INTs and at least 3.5 sacks in their rookie season...On the play, dropped off a route where he was covering FB Derrick Coleman to pick off a pass intended for WR Christian Kirk...In the first quarter, dove to deflect a pass to TE Ricky Seals-Jones at the goal line to force a Cardinals field goal...**at Pittsburgh (Dec. 2):** Posted three tackles (two solo) and four passes defended, including an INT that he returned 23 yards...Trailed TE Vance McDonald in coverage, picking off the underthrown pass in the second quarter...Became the first player with three INTs and three sacks in a single season since 2016 (Pittsburgh LB Ryan Shazier and New York Giants S Landon Collins), and the first rookie since Zach Brown in 2012...Late in the first half, tipped away a pass intended for McDonald on a seam-route to force a Steelers field goal...Provided a big hit on WR Antonio Brown along the sideline to prevent Brown getting two feet down in-bounds, wiping out a 24-yard gain...**vs. Cincinnati (Dec. 9):** Posted seven tackles (six solo)...**at Kansas City (Dec. 13):** Was one of seven Chargers defenders to play all 60 defensive snaps...Started at S, posting five tackles (four solo)...Added four plays on special teams...**vs. Baltimore (Dec. 22):** Recorded six tackles (four solo), becoming the first Chargers rookie in history with at least 100 tackles (coaches totals)...Added a pass defended, diving to knock away a pass on third-and-six intended for TE Hayden Hurst, forcing a Ravens punt...**at Denver (Dec. 30):** Started at S and posted six tackles (five solo)...**at Baltimore (AFC Wild Card, Jan. 6):** Part of a defense that set team postseason records for the fewest single-game net yards allowed (229), including a record 69 in the first half, which was the fewest allowed in a postseason game since the 2006 AFC Wild Card...Posted five solo tackles

and a tackle for loss...Made his NFL postseason debut, appearing on all 61 defensive plays and four special teams snaps after starting at S...at **New England (AFC Divisional, Jan. 13)**: Posted a postseason single-game career-high nine tackles (five solo) and two tackles for loss...Started at S and played all 83 defensive snaps, joining S Rayshawn Jenkins as the only Chargers defenders to do so...Appeared on seven special teams plays...In the first quarter, exploded past the line to drop RB Sony Michel for a one-yard loss...In the third quarter, combined with Melvin Ingram to tackle RB Rex Burkhead for a one-yard loss...vs. **NFC (2019 Pro Bowl, Jan. 27)**: Started at S, becoming part of the first trio (WR Keenan Allen and Melvin Ingram) of Chargers to participate and start in the Pro Bowl since 2007...Saw action on offense and defense, finishing tied with a team-high three solo tackles...Added a tackle for loss on a two-yard sack when he came up to stop a scrambling QB Dak Prescott in the fourth quarter.

COLLEGE: Played three seasons (2015-17) at Florida State, missing the 2016 season due to a knee injury...Posted 183 tackles, 15 tackles for loss, 5.5 sacks, 19 passes defended and three INTs for his career...In 2017, named a consensus All-American, including first-team honors from the *Football Writers Association of America*, and first-team All-Atlantic Coast Conference after starting all 12 games and posting 84 tackles, 5.5 tackles for loss, two INTs, 13 passes defended and a sack...Added a blocked kick in 2017,

preserving a win against Syracuse by getting a piece of the game-tying field goal attempt at the end of regulation...Twice named ACC Defensive Player of the Week in his career...As a freshman in 2015, named the Seminoles' Defensive Most Valuable Player and shared the Hinesman Team MVP with DE DeMarcus Walker...Named third-team ACC by media members and was a Freshman All-American from *Sporting News* and *USA Today*...Recorded 91 tackles, 9.5 tackles for loss, 4.5 sacks, five passes defended and forced two fumbles as a freshman, good for the third-most tackles by a freshman in school history.

PERSONAL: Given name Derwin Alonzo James Jr. ...Born in Winter Haven, Fla. ...Had a son, Derwin James III, this offseason...Participated in Relay for Life in college...Former Tampa Bay RB Mike James is a cousin...Enjoys playing Madden in his spare time...Studied criminology at Florida State...**High School**: Played at Haines City (Fla.) High as a junior and senior after transferring from Auburndale (Fla.) High...Ranked as a five-star recruit and the top safety in the nation by ESPN, Rivals.com and Scout.com...Participated in the 2015 Under Armour All-America Game and helped Team Highlight to a 46-6 victory...Led Haines City as a senior with 94 tackles and four INTs...Added 11 receptions for 181 yards (16.5 avg.) and two TDs in 2014...Named first-team All-State and second-team American Family Insurance All-USA as a senior...Lettered four years in basketball and four years in football.

DERWIN JAMES JR. NFL STATISTICS

Year	Team	GP	GS	– Tackles –				Yds	TFL	– Interceptions –					– Fumbles –		
				Total	Solo	Asst	Sacks			No.	Yds	Lg	TD	PD	FF	FR	Yds
2018	Los Angeles Chargers	16	16	105	75	30	3.5	17	4	3	30	23	0	13	0	0	0
2019	Los Angeles Chargers	5	5	34	23	11	0.0	0	3	0	0	–	0	1	0	0	0
NFL Totals		21	21	138	98	41	3.5	17	7	3	30	23	0	14	0	0	0

Year	Team	GP	GS	– Tackles –				Yds	TFL	– Interceptions –					– Fumbles –		
				Total	Solo	Asst	Sacks			No.	Yds	Lg	TD	PD	FF	FR	Yds
2018	Los Angeles Chargers	2	2	14	10	4	0.0	0	3	0	0	–	0	0	0	0	0
Postseason Totals		2	2	14	10	4	0.0	0	3	0	0	–	0	0	0	0	0

CAREER TRANSACTIONS

- 2018** Selected by Los Angeles Chargers in the first round (17th overall) of NFL Draft, April 26... Signed rookie contract, June 4.
- 2019** Placed on Reserve/Injured (foot), Sept. 2... Transitioned to Reserve/Injured; Designated for Return, Nov. 25... Activated from Reserve/Injured; Designated for Return, Nov. 30.
- 2020** Placed on Reserve/Injured (knee), Sept. 5... Placed on Reserve/COVID-19, Dec. 15.
- 2021** Activated from Reserve/COVID-19, Jan. 7... Had fifth-year team option exercised on rookie contract by Los Angeles Chargers, April 30.



TYRON JOHNSON ⚡ 83

WIDE RECEIVER | OKLAHOMA STATE

6-1 | 193 lbs | NEW ORLEANS, LA.

FREE AGENT — 2019

EXPERIENCE: 2ND NFL SEASON

3RD YEAR WITH CHARGERS

CAREER HIGHLIGHTS

- ▶ *Hauled in four catches of 50-plus yards to lead all NFL pass-catchers in 2020, his first full NFL season on an active roster.*
- ▶ *Amassed 20 receptions for 298 yards to register an average mark of 19.9 yards per catch, the second-highest receiving average in the NFL (min. 20 receptions).*
- ▶ *Recorded his first career reception on a 53-yard touchdown pass from AP Offensive Rookie of the Year Justin Herbert, marking the longest receiving score by a Chargers player in their NFL debut in club annals.*

2020: Led the NFL with four receptions or 50-plus yards...In 12 games played, totaled 20 receptions for 298 yards and three TDs, notching a mark of 19.9 yards per catch - the second-best receiving average among pass-catchers with at least 20 receptions in the NFL...All four of his league-leading 50-plus-yard receptions came within his first five career receptions...Tallied a career-best six catches for 55 yards (9.2 avg.) against Atlanta in Week 14, as he hauled in a 25-yard pass from QB Justin Herbert along the sideline to set up K Michael Badgley's 43-yard game-winning field goal as time expired...Five of his first six career catches either went for a first down or a TD...Promoted to the active roster from the practice squad via gameday elevation prior to his NFL debut in Week 4, before signing to the 53-man active roster prior to Week 5...In his NFL debut (Week 4 at T.B.), hauled in a 53-yard pass from Justin Herbert to record the longest receiving score by a Chargers player in their NFL debut in franchise history...Three games later, again caught a long pass down the sideline from Herbert, registering a 50-yard reception...On fourth-and-27 against Buffalo, hauled in a 55-yard pass from Herbert for his league-leading fourth reception of 50-plus yards this season...**at Tampa Bay (Oct. 4):** Recorded a 53-yard receiving TD on the offense's first possession of the game, marking the longest receiving score by a Bolts pass-catcher in their Chargers debut in franchise history...**at New Orleans (Oct. 12):** Received a handoff on an end-around from Herbert for a gain of seven yards, in a series that was capped by a Keenan Allen TD...As the team's primary kick returner, logged four returns for a

return average of 17.5 yards with a 23-yard long...**vs. Jacksonville (Oct. 25):** Logged two rushing attempts for 10 yards with a six-yard long... Also contributed on special teams...**at Denver (Nov. 1):** Inactive...**vs. Las Vegas (Nov. 8):** For his second career reception, hauled in a 50-yard shot down the sideline from Herbert, setting up an eventual Michael Badgley field goal to bring the Bolts within a one-score deficit heading into the final quarter of regulation...**at Miami (Nov. 15):** Logged 13 offensive snaps, while contributing on special teams...**N.Y. Jets (Nov. 22):** In his sixth career game, recorded his third career reception of 50-plus yards - the most by a Chargers first-year pass-catcher since the statistic first began being tracked in 1991...Hauled in the 54-yard pass from Justin Herbert, setting the mark for the longest play from scrimmage of the day for the Bolts offense...**at Buffalo (Nov. 29):** On fourth-and-27, hauled in a 55-yard pass from Justin Herbert to log his fourth catch of at least 50 yards this season, the most in the NFL...The 55-yard completion was the longest non-scoring play of the season for Los Angeles...Finished the day with two receptions for 63 yards, as his eighth yard completion in the first quarter gave the Bolts a first down and helped sustain a drive that led to the team's first TD of the afternoon...**vs. New England (Dec. 6):** Offensively, recorded one catch for one yard in the second quarter...Contributed in the return game, logging two kickoff returns for an average of 20.5 yards per return with a career-long return of 26 yards...**vs. Atlanta (Dec. 13):** On a career day in which he caught the 25-yard pass from Justin Herbert to set up Michael Badgley's game-winning field goal, recorded a career-best six catches for 55 yards (9.2 avg.) and his second career TD...Started the game with a critical first-down catch on third-and-five on the offense's opening possession, as the drive was capped by a Keenan Allen TD to give the Chargers the early lead...On third-and-12 near the end of the third quarter, found a soft spot in the defense near the sideline and front pylon of the endzone, catching a dart from Herbert and giving the Bolts a game-tying TD following the extra point, his second career receiving TD...Finished the game with four total first downs receiving...**at Las Vegas (Dec. 17):** Hauled in three passes for 61 yards (20.3 avg.) and a 26-yard receiving score to close out the first half...Two of his three receptions went for first downs, as the other went for a score...The receiving TD with under a minute remaining in

the second quarter gave the Chargers a lead that they would not relinquish, as the Bolts defeated the division-rival Raiders in overtime on *Thursday Night Football...vs. Denver (Dec. 27)*: Logged three receptions for the second-consecutive week, totaling 26 yards receiving (8.7 avg.)...All three receptions came on drives that culminated with a Los Angeles score, as the Bolts closed out their inaugural season at SoFi Stadium with a win...**at Kansas City (Jan. 3)**: Notched two receptions for 35 yards (17.5 avg.) as both catches went for first downs...Both catches occurred in the second half and led to TDs later in the drive as the Chargers closed out the 2020 regular season on a four-game win streak.

2019: Spent the season on the practice squads for the Buffalo Bills, Houston Texans, Carolina Panthers and Los Angeles Chargers.

COLLEGE: Played two seasons (2017-18) at Oklahoma State while redshirting in 2016 after transferring from Louisiana State, where he played one year (2015)...Posted 80 career catches for 1,288 yards (16.1 avg.) and 12 TDs... Added 15 rushing yards and a TD on three attempts (5.0 avg.)...Back-to-back Academic All-Big 12 in his last two years (first team in 2017,

second team in '18)...For the Cowboys, totaled 71 catches for 1,138 yards (16.0 avg.) and 10 TDs, including a senior campaign with seven TDs and 845 yards on 53 receptions (15.9 avg.)...Key part of Oklahoma State's Liberty Bowl win over Missouri, catching seven passes for a single-game career-high 141 yards (20.1 avg.) and two TDs...Scored the lone rushing TD of his career as a junior against South Alabama on a one-yard carry...As a sophomore, hauled in a 44-yard TD catch on his first target as a Cowboy...As a freshman at Louisiana State, posted nine taches for 150 yards (16.7 avg.) and two TDs...Made his first career scoring grab on a 61-yard catch against Western Kentucky.

PERSONAL: Given name Tyron Johnson... Nickname is 'T. Billy'...Born in New Orleans, La. ...Has a son, Elias...Studied general studies at Oklahoma State...**High School**: Class 4A All-State selection as a senior at Warren Easton High in New Orleans, La. ...Invited to the Under Armour All-American Game...Posted 94 catches for 1,589 yards (16.9 avg.) and 17 TDs as a senior while registering 1,433 receiving yards and 17 TD catches on 87 receptions (16.5 avg.) as a junior... Led the team to an appearance in the state title game in 2014.

TYRON JOHNSON NFL STATISTICS

Year	Team	GP	GS	No.	-- Receiving --				Att	-- Rushing --				Scrimmage Yards
					Yds	Avg.	Lg	TD		Yds	Avg.	Lg	TD	
2020	Los Angeles Chargers	12	0	20	398	19.9	55	3	3	17	5.7	7	0	415
NFL Totals		12	0	20	398	19.9	55	3	3	17	5.7	7	0	415

CAREER TRANSACTIONS

- 2019** Signed by Houston Texans as undrafted free agent, May 10...Waived by Texans, Aug. 31... Signed by Buffalo Bills to practice squad, Sept. 2...Released by Bills from practice squad, Sept. 17...Signed by Texans to practice squad, Sept. 24...Released by Texans from practice squad, Sept. 25...Signed by Carolina Panthers to practice squad, Oct. 2...Released by Panthers from practice squad, Oct. 15... Signed by Los Angeles Chargers to practice squad, Dec. 3...Re-signed by Chargers to Reserve/Future contract, Dec. 30.
- 2020** Waived by Chargers, Sept. 5...Signed by Chargers to practice squad, Sept. 6... Elevated to active roster, Oct. 3...Reverted to practice squad, Oct. 5...Activated from practice squad, Oct. 9.



JUSTIN JONES 93

DEFENSIVE LINE | NORTH CAROLINA STATE

6-3 | 309 lbs | AUSTELL, GA.

DRAFT 3 — 2018

EXPERIENCE: 4TH NFL SEASON

4TH YEAR WITH CHARGERS

CAREER HIGHLIGHTS

- ▶ *Opened 12 of his 13 game appearances along the defensive front last season, aiding the Bolts defensive unit that finished the season ranked top-10 in total defense.*
- ▶ *Started 12 games in 2019, setting single-season career highs in tackles (54), solo stops (27), assisted tackles (27), tackles for loss (two), passes defended (one) and forced fumbles (one).*
- ▶ *As a rookie in 2018, played 15 games and recorded 26 tackles (10 solo) and a half-sack.*
- ▶ *Started both postseason games in 2018, registering six tackles (three solo) and a three-yard sack.*
- ▶ *With a postseason sack, passed LB Shaun Phillips (0.5 sacks in 2004 postseason) for the most postseason sacks by a rookie in Chargers history.*

2020: Despite missing three games due to injury, started 12 of 13 games for the Chargers and totaled 34 tackles (19 solo), five tackles for loss and 1.0 sack (-5 yards)...Spent Week 3 through Week 5 on the Reserve/Injured list, prior to being activated for Week 7...Continued to be an asset in Los Angeles run defense, as the defensive unit as a whole finished the season top-10 in overall yardage allowed...Applied pressure and hit Bills QB Josh Allen as he was releasing the ball to force an eventual INT and Chargers takeaway by CB Michael Davis in Week 12...Sacked Falcons QB Matt Ryan in the third quarter of Los Angeles' Week 14 win, leading to an eventual Chargers INT later in the possession...**at Cincinnati (Sept. 13):** Started off the season with two solo tackles, the latter of which came on a QB draw up the middle by QB Joe Burrow, as the series eventually led to an interception for L.A....**vs. Kansas City (Sept. 20):** Combined with LB Kenneth Murray Jr. on a first-quarter stop of Chiefs RB Clyde Edwards-Helaire, leading to a punt...**vs. Jacksonville (Oct. 25):** In his 30th career game, and first game back from injury, logged the start and two tackles in a winning effort...**at Denver (Nov. 1):** In back-to-back defensive series in the second quarter, recorded two tackles for loss, both run stuffs... Both series in which he recorded a tackle for

loss resulted in a Broncos punt...**vs. Las Vegas (Nov. 8):** Logged his 15th career starting nod, collecting a season-high four total tackles... Also recorded a QB hit on Raiders QB Derek Carr, his second career knockdown of Carr...**at Miami (Nov. 15):** In his fifth start of the season, finished the game with three total tackles (two solo), accumulating his third tackle-for-loss of the season...On a third-and-14 late in the fourth quarter, Jones broke through the run protection and stopped RB Salvon Ahmed for a loss of one yard, preventing the Dolphins from reaching the line-to-gain and settling for a field goal...**vs. N.Y. Jets (Nov. 22):** Logged two solo tackles, one of which was a stuff of RB La'Mical Perine, shedding a block and bursting through the line for the stop, ultimately forcing the Jets to punt...By forcing pressure on QB Joe Flacco, helped the defense hold the Jets to zero net passing yards in the first quarter, not allowing an opposing offense to have any positive net passing yards in the opening quarter for the second time this season...**at Buffalo (Nov. 29):** Split a stop of RB Zack Moss on second down, forcing a third-and-long and an eventual Bills punt...Applied the pressure on Josh Allen and registered the QB hit on Allen's INT to Michael Davis, the first of three fourth-quarter takeaways by the Chargers defense in the game...**vs. New England (Dec. 6):** Recorded four total tackles on the day, all four coming on run downs and three on Patriots RB Sony Michel...**vs. Atlanta (Dec. 13):** Recorded his first sack of the season, and the first full sack of his career, by taking down QB Matt Ryan in the third quarter on a drive capped by a S Rayshawn Jenkins INT and ensuing Chargers TD...**at Las Vegas (Dec. 17):** In the overtime win, totaled three tackles (two solo), one of which was a drop of RB Theo Riddick for a loss of five yards on first down in the second quarter, putting the Raiders behind the chains and forcing a three-and-out... On the next series, the Chargers offense took advantage and scored a go-ahead TD to take a lead into the intermission...**vs. Denver (Dec. 27):** Logged four total tackles (three solo) in the home finale at SoFi Stadium...On a short pass to WR Jerry Jeudy on third-and-13, pursued the pass-catcher and corralled Jeudy three yards short of the line-to-gain forcing a fourth down for the Broncos offense and an ensuing punt...**at Kansas City (Jan. 3):** Amassed four total tackles (two solo) for the second week in-a-row, helping the Chargers defense limit the Chiefs offense

to a season-low output of 268 total net yards... Partnered with DE Isaac Rochell on a first-down stop of Chiefs RB Darwin Thompson, holding the Chiefs offense inside of their own one-yardline, setting up Rochell's sack and safety on the very next play — the first safety for the Chargers since 2016... Provided assistance to the Chargers defense, as the team finished the regular season on a four-game win streak.

2019: Started 12 games at DT and was inactive four others, totaling 54 tackles (27 solo) and two tackles for loss... Broke up a pass and forced a fumble... **vs. Indianapolis (Sept. 8):** Registered five tackles (three solo), including a tackle for loss... Sniffed out a screen pass to RB Nyheim Hines to drop him for a seven-yard loss in the fourth quarter... **at Detroit (Sept. 15):** Posted two tackles (one solo)... **vs. Houston (Sept. 22):** Recorded five tackles (two solo)... Forced QB Deshaun Watson to step up in the pocket into a sack by NT Brandon Mebane... **at Miami (Sept. 29):** Recorded five tackles (three solo) and forced a fumble... **vs. Denver (Oct. 6):** Had seven tackles (four solo) while deflecting a pass at the line of scrimmage that was eventually picked off by LB Kyzir White... **vs. Pittsburgh (Oct. 13):** Set a single-game career high with 12 tackles (six solo)... **at Tennessee (Oct. 20):** Inactive (shoulder)... **vs. Kansas City (Estadio Azteca, Nov. 18):** Returned to action after a four-week absence... Finished with five tackles (two solo)... **at Denver (Dec. 1):** Recorded three tackles (one solo)... **at Jacksonville (Dec. 8):** Registered three tackles (one solo)... **vs. Minnesota (Dec. 15):** Totalled three tackles (two solo)... **vs. Oakland (Dec. 22):** Recorded three tackles (two solo) and a tackle for loss... On the tackle for loss, slipped by T David Sharpe and G Gabe Jackson to trip up RB Jalen Richard for a one-yard loss on third-and-one... **at Kansas City (Dec. 29):** Posted a solo stop while seeing time on 39 defensive plays and six on special teams.

2018: Appeared in 15 games and was inactive for another... Recorded 26 tackles (10 solo) and a half-sack, the first of his career... Started at DT in both postseason games, totaling six tackles (three solo) and a three-yard sack... Passed LB Shaun Phillips (0.5 sacks in 2004 postseason) for the most postseason sacks by a rookie in team history... **vs. Kansas City (Sept. 9):** Made his NFL debut, seeing time on 24 defensive plays and six on special teams... Finished with five tackles (two solo)... **at Buffalo (Sept. 16):** Registered a solo tackle, playing 30 snaps on defense and four on special teams... **at Los Angeles Rams (Sept. 23):** Assisted on two tackles while appearing on 21 defensive snaps and six on special teams... **vs. San Francisco (Sept. 30):** Finished with two tackles (one solo)... **vs. Oakland (Oct. 7):** Posted two tackles (one solo), playing 14 defensive snaps... Got initial penetration up the middle in the fourth quarter to force QB Derek Carr into a sack by DE Isaac Rochell... **at Cleveland (Oct. 14):** Played 21 snaps on defense and two on special teams... **vs. Tennessee (Wembley Stadium, Oct. 21):** Saw action on 15 defensive plays and four on special teams... Assisted on a tackle... **at Seattle (Nov. 4):** Recorded three tackles (two solo)...

at Oakland (Nov. 11): Assisted on two tackles and split a sack with LB Uchenna Nwosu for the first of his career... On the play, ran a stunt with NT Damion Square and met Nwosu in the backfield to drop QB Derek Carr for a seven-yard loss... Contributed on 11 plays on defense and two on special teams... **vs. Denver (Nov. 18):** Inactive (healthy scratch)... **vs. Arizona (Nov. 25):** Appeared on 21 plays on defense... Recorded two tackles (one solo)... **at Pittsburgh (Dec. 2):** Assisted on two tackles, appearing on 28 defensive plays and two on special teams... **vs. Cincinnati (Dec. 9):** Posted a solo stop on defense while playing 19 snaps on defense... Contributed on a pair of special teams snaps... **at Kansas City (Dec. 13):** Appeared on 12 defensive plays and three on special teams... **vs. Baltimore (Dec. 22):** Posted two tackles (one solo) while seeing time on 17 defensive plays and one on special teams... **at Denver (Dec. 30):** Appeared on 33 plays on defense and five on special teams... Assisted on a tackle... **at Baltimore (AFC Wild Card, Jan. 6):** Part of a defense that set team postseason records for the fewest single-game net yards allowed (229), including a record 69 in the first half, which was the fewest allowed in a postseason game since the 2006 AFC Wild Card... Contributed on a pass rush that tied a team postseason record with seven sacks on the day... Posted four tackles (two solo) and a three-yard sack... Passed LB Shaun Phillips (0.5 sacks in 2004 postseason) for the most postseason sacks by a rookie in team history... On the sack, pushed G/T James Hurst into the backfield before shedding the block to bring down QB Lamar Jackson... Made his NFL postseason debut, starting at DT and playing 31 defensive snaps... Added a pair of plays on special teams... **at New England (AFC Divisional, Jan. 13):** Started at DT for the second-straight game, playing 34 snaps on defense and one on special teams... Finished with two tackles (one solo).

COLLEGE: Played four seasons (2014-17) at North Carolina State, totaling 49 career games played and 29 starts... Posted 116 tackles (61 solo), 7.5 sacks, 23.5 tackles for loss, a forced fumble, a recovery, a pass defended and a blocked field goal in Wolfpack career... Two-time honorable mention All-Atlantic Coast Conference, earning the recognition following his junior and senior seasons... As a senior, recorded a career-high 2.5 tackles for loss, seven tackles (four solo) and a sack in a win over Syracuse... Invited to the Reese's Senior Bowl.

PERSONAL: Given name Justin Maurice Jones... Born in The Bronx in New York City, N.Y. ... Owns two mini schnauzers, Mia and Monna... Drove for GrubHub and Uber Eats in the summer of 2017... Completed his collegiate degree in the spring of 2019, following his rookie campaign... Earned a degree in sports management from North Carolina State... **High School:** Played at South Cobb High in Austell, Ga. ... Posted a sack and blocked extra point in the Cobb County All-Star Senior Bowl... Played in the Offense-Defense Senior Bowl... Ranked as the No. 14 strongside DE in the nation by Rivals.com... Lettered four years in football and two in lacrosse.

JUSTIN JONES NFL STATISTICS

Year	Team	GP	GS	– Tackles –					Yds	TFL	– Interceptions –					– Fumbles –		
				Total	Solo	Asst	Sacks				No.	Yds	Lg	TD	PD	FF	FR	Yds
2018	Los Angeles Chargers	15	0	17	7	10	0.5	3.5	0	0	0	–	0	0	0	0	0	0
2019	Los Angeles Chargers	12	12	30	18	12	0.0	0	2	0	0	–	0	1	1	0	0	
2020	Los Angeles Chargers	13	12	34	19	15	1.0	5	5	0	0	–	0	0	0	0	0	
NFL Totals		40	24	81	44	37	1.5	8.5	7	0	0	–	0	1	1	0	0	

Year	Team	GP	GS	– Tackles –					Yds	TFL	– Interceptions –					– Fumbles –		
				Total	Solo	Asst	Sacks				No.	Yds	Lg	TD	PD	FF	FR	Yds
2018	Los Angeles Chargers	2	2	6	3	3	1.0	3	1	0	0	–	0	0	0	0	0	
Postseason Totals		2	2	6	3	3	1.0	3	1	0	0	–	0	0	0	0	0	

CAREER TRANSACTIONS

- 2018** Selected by Los Angeles Chargers in the third round (84th overall) of NFL Draft, April 27...Signed rookie contract, May 14.
- 2020** Placed on Reserve/Injured (shoulder), Sept. 26...Activated from Reserve/Injured, Oct. 24.



LINVAL JOSEPH ⚡ 98

DEFENSIVE LINE | EAST CAROLINA

6-4 | 329 lbs | CHRISTIANSTED, U.S. V.I.

FREE AGENT — 2020

EXPERIENCE: 12TH NFL SEASON

2ND YEAR WITH CHARGERS

CAREER HIGHLIGHTS

- ▶ Started all 16 games last year in his first season with the Chargers, leading the Bolts DL with 62 tackles, while helping the unit to rank top-10 in the NFL in total defense.
- ▶ Two-time Pro Bowl selection (2016-17 seasons) that helped the New York Giants defeat New England in Super Bowl XLVI.
- ▶ Voted by his Vikings teammates as the team's Ed Block Courage Award winner in 2018.
- ▶ Earned NFC Defensive Player of the Week honors in 2015 when he helped Minnesota defeat St. Louis in overtime behind 10 tackles (seven solo), a half-sack and three TFLs.
- ▶ Eclipsed 500 career tackles last season, currently sitting at 525 (316 solo) along with 24 sacks, 50 tackles for loss, six passes defended, eight forced fumbles and five recoveries.
- ▶ Was the first payer born in the U.S. Virgin Islands to appear in a Super Bowl.

2020: A defensive leader and force in the interior of the Bolts' defensive front, started in all 16 games in his first season with the Chargers... Totaled 62 total tackles (33 solo), his most since 2017, and helped the Bolts finish top-10 in total defense...Led all Chargers defensive linemen with his 62 tackles...Tallied a season-high seven total tackles vs. New England in Week 13, matching that mark three weeks later in the Week 16 win over Denver...**at Cincinnati (Sept. 13):** In his first career game and start for the Chargers, recorded four total tackles in the Bolts' first win of the season...**vs. Kansas City (Sept. 20):** In the team's home opener, and first game for the franchise as SoFi Stadium, logged four total tackles for the second-consecutive week...Recorded tackles of RB Darwin Thompson on back-to-back plays in the second quarter, the first of which came on a chase-down 14 yards down the field...Partnered with DE Joey Bosa to stop RB Clyde Edwards-Helaire on the first play from scrimmage of the second half, leading to a Chiefs punt...**at Tampa Bay (Oct. 4):** Recorded first outing of five-plus total tackles since Week 13 of 2019, while knocking down QB Tom Brady for his first QB hit of 2020...Partnered with LB Denzel Perryman for

HONORS AND AWARDS

- 2019:** Ed Block Courage Award
- 2017:** 2018 NFL Pro Bowl Selection (Second)
- 2016:** 2017 NFL Pro Bowl Selection (First)
- 2015:** NFC Defensive Player of the Week (Week 9 vs. St. Louis)
- 2011:** Super Bowl XLVI Champion

a zero-yard T.B. gain late in the fourth quarter to, thwarting a Buccaneers drive...**at New Orleans (Oct 12):** In the third quarter, stopped RB Alvin Kamara for a zero-yard gain, forcing the Saints to settle for a field goal...**vs. Jacksonville (Oct. 25):** On a third-and-one in the third quarter, filled the middle of the front and stuffed Jaguars RB James Robinson to force a fourth-down, gathering his first tackle for loss of the season...Anchored a defense that held the Jaguars to negative-five (-5) net passing yards in the first quarter, the fourth-fewest by a Chargers defense in the first quarter of any game in team history...**at Denver (Nov. 1):** Did not log any tackles for the Bolts defense, but helped the defensive front as the unit held the Broncos just two rushing yards in the first half - the best showing of that nature by the Chargers defense since 2000...**vs. Las Vegas (Nov. 8):** Recorded three total tackles, one of which came on the final defensive series of the first half as Joseph pursued WR Hunter Renfrow and stopped Renfrow short of the line-to-gain, as DT Jerry Tillery accumulated a sack-fumble and fumble recovery on the final play, giving the defensive unit their seventh takeaway of the season...**at Miami (Nov. 15):** Finished his 150th career game appearance with four total tackles (two solo)...On third-and-one in Miami territory, Joseph and LB Kenneth Murray Jr. filled the gap and dropped RB Salvon Ahmed at the line of scrimmage, forcing a three-and-out and Dolphins punt...**vs. N.Y. Jets (Nov. 22):** Totaled four solo stops, which tied for a team-best...By forcing pressure on QB Joe Flacco early in the game, helped the defense hold the Jets to zero net passing yards in the first quarter, not allowing an opposing offense to have any positive net passing yards in the opening quarter for the second time this season...**at Buffalo (Nov. 29):** Recorded two solo tackles and split a tackle with Jerry Tillery to finish the day with three total tackles, contributing to the defensive front's force...All three of his tackles occurred on rushing

plays...**vs. New England (Dec. 6):** Recorded seven total tackles (five solo), a season-high in both categories...Secured a critical stop of QB Cam Newton on a rush up the middle from one yard out, stopping Newton from scoring...Totaled three solo tackles along on the game's opening series...**vs. Atlanta (Dec. 13):** Amassed three total tackles, including his second tackle for loss of the season on a fourth-quarter stop of RB Ito Smith...Helped provide an effective pass rush that influenced the Bolts defense to pick off QB Matt Ryan three times in the second half...**at Las Vegas (Dec. 17):** Logged six tackles (two solo) all in run defense... On a first down early in the fourth quarter from the Los Angeles three-yard line, pressured inside and brought down RB Josh Jacobs short of the goal line, preventing a Raiders rushing TD...**vs. Denver (Dec. 27):** Tied a season-best mark with seven total tackles (three solo) in a divisional win over the Broncos...Recorded three tackles in the opening drive alone, particularly toward the end of the possession, helping force QB Drew Lock into an INT and Chargers takeaway...**at Kansas City (Jan. 3):** Closed out the regular season with three total tackles (one solo) at Kansas City, helping the defense hold the Chiefs offense to a season-low 268 net yards, as the Bolts closed out the season on a four-game win streak.

2019: Registered 44 tackles (26 solo), three sacks, six tackles for loss and a forced fumble while starting all 13 games he appeared in... Opened both postseason games in the starting lineup, totaling 10 tackles (five solo)...**Awards:** Ed Block Courage Award...**vs. Atlanta (Sept. 8):** Posted two tackles for loss, an eight yard sack and a total of four tackles (three solo)...**at Green Bay (Sept. 15):** Recorded his second sack in as many weeks while finishing with six tackles (four solo) and two tackles for loss...**vs. Washington (Oct. 24):** Registered three tackles (two solo) and his third sack of the season...**at New Orleans (NFC Wild Card, Jan. 5):** Assisted on a pair of tackles...**at San Francisco (NFC Divisional, Jan. 11):** Finished with eight tackles (five solo).

2018: Started all 15 games he appeared in, finishing with 58 tackles (36 solo)...Added a 15-yard sack, four tackles for loss, a forced fumble and a recovery...**vs. San Francisco (Sept. 9):** Recorded four solo stops and forced a fumble...**at Philadelphia (Oct. 7):** Registered a sack of 15 yards, finishing with five tackles (four solo) and a fumble recovery...**at Seattle (Dec. 10):** Set a season high with 10 tackles (four solo).

2017: Selected to his second Pro Bowl...Totaled 68 tackles (40 solo), 3.5 sacks, five tackles for loss and a fumble recovery...Made nine tackles (six solo) and two tackles for loss in two starts during the postseason...**vs. Detroit (Oct. 1):** Posted nine tackles (six solo) and a 10-yard sack...**at Chicago (Oct. 9):** Recorded six solo tackles and recovered a fumble...**at Carolina (Dec. 10):** Finished with 10 tackles (three solo), a six-yard sack and a tackle for loss...**vs. New Orleans (NFC Divisional, Jan. 14):** Posted four tackles (three solo) and a tackle for loss...**at Philadelphia (NFC Championship, Jan. 21):** Registered five tackles (three solo) and a tackle for loss.

2016: Selected to his first Pro Bowl...Posted 77 tackles (37 solo), four sacks, five tackles for loss and three forced fumbles in 16 starts...Started the season by recording a sack in three-straight games...**at Tennessee (Sept. 11):** Opened the year with five tackles (three solo), a forced fumble and a nine-yard sack...**vs. Green Bay (Sept. 18):** Registered a sack for the second-straight week, finishing with six tackles (five solo) and two tackles for loss...**at Carolina (Sept. 25):** Posted his third sack in as many weeks...Posted seven tackles (two solo)...**vs. Chicago (Jan. 1):** Assisted on seven tackles, finishing with a sack for 4.5 yards along with a forced fumble.

2015: Named NFC Defensive Player of the Week for a Week 9 performance at St. Louis that included 10 tackles (seven solo), a half-sack and three tackles for loss to help the Vikings win in overtime...Posted 56 tackles (42 solo), a half-sack, seven tackles for loss, a pass defended and forced a fumble while starting in 12 games...Started the team's lone playoff game, finishing with three tackles (two solo)...**Awards:** NFC Defensive Player of the Week (Week 9 vs. St. Louis)...**at Detroit (Oct. 25):** Posted four tackles (three solo) and a tackle for loss in the team's home opener...**vs. St. Louis (Nov. 8):** Named NFC Defensive Player of the Week for his performances...Recorded 10 tackles (seven solo), a half-sack and three tackles for loss...**vs. Green Bay (Nov. 22):** Set a season high with nine solo tackles...**vs. Seattle (NFC Wild Card, Jan. 10):** Started at NT in his first postseason action as a Viking...Totaled three tackles (two solo).

2014: Started all 16 games in his first season in Minnesota...Finished with 47 tackles (28 solo), three sacks, five tackles for loss and a pass defended...Recorded back-to-back games with four tackles three times...**at St. Louis (Sept. 7):** Totaled four solo tackles, a 10-yard sack and a tackle for loss...**at Buffalo (Oct. 19):** Posted a seven-yard sack...**at Miami (Dec. 21):** Registered four tackles (three solo) and a pair of QB hits.

2013: Posted 59 tackles (34 solo), three sacks and a career-high eight tackles for loss...Added a forced fumble and a recovery...**at Dallas (Sept. 8):** Opened the season with a half-sack, a forced fumble and four tackles (two solo)...**at Carolina (Sept. 22):** Set season highs in tackles (eight), solo stops (five) and tackles for loss (two)...**at Philadelphia (Oct. 27):** Posted four solo stops and a nine-yard sack...**vs. Seattle (Dec. 15):** Registered a 12-yard sack along with five tackles (one solo).

2012: Started all 16 games for the first time in his career, posting 59 tackles (33 solo), four sacks, five tackles for loss, a forced fumble and two recoveries...**vs. Dallas (Sept. 5):** Kicked off the season with two solo tackles and a tackle for loss, including a nine-yard sack...**at San Francisco (Oct. 14):** Posted his second sack of the season, a seven-yarder, and finished with four tackles (three solo) and two tackles for loss...**at Dallas (Oct. 28):** Recorded the first multi-sack game of his career, totaling two sacks...Finished with three tackles (two solo) and a tackle for loss...**vs. Pittsburgh (Nov. 4):** Set a season high with seven tackles (five solo).

2011: Totaled 49 tackles (34 solo), two sacks, four tackles for loss and four passes defended while playing 16 games with 15 starts... Participated in his first postseason, starting all four games to help the Giants win Super Bowl XLVI over New England...Recorded 10 tackles in the postseason (five solo) and a pass defended...**Awards:** Super Bowl XLVI Champion...**at Washington (Sept. 11):** Made the first start of his career, doing so at LDT...Posted three tackles (one solo) and deflected a pass...**vs. Miami (Oct. 30):** Recorded the first sack of his career, dropping QB Matt Moore for a seven-yard loss... Posted three tackles (two solo) and the tackle for loss...**at San Francisco (Nov. 13):** Finished with two solo tackles, including an eight-yard sack...**vs. Green Bay (Dec. 4):** Set a season high with nine solo tackles and a tackle for loss...**vs. Atlanta (NFC Wild Card, Jan. 8):** Made his postseason debut, starting at LDT...Recorded three tackles

(one solo)...**at Green Bay (NFC Divisional, Jan. 15):** Posted three tackles (two solo)...**at San Francisco (NFC Championship (Jan. 22):** Broke up a pass and totaled two tackles (one solo)...**vs. New England (Super Bowl LXVI, Feb. 5):** Started at LDT, recording two tackles (one solo)... Became the first player born in the U.S. Virgin Islands to appear in a Super Bowl.

2010: Appeared in six games as a rookie with no starts...Totaled eight tackles (six solo)...**vs. Chicago (Oct. 3):** Made his NFL debut, recording a solo tackle...**at Green Bay (Dec. 26):** Set a season high with five solo stops.

COLLEGE: Played three seasons (2007-09) at Eastern Carolina, totaling 41 career games played and 27 starts (nine at NT, 18 at RDE)... Recorded 143 tackles (57 solo), 6.5 sacks, two passes defended, a forced fumble and two recoveries...Added a one-yard TD run as a junior...Named first-team All-Conference USA in 2009.

PERSONAL: Given name Linal Clement Joseph...Born in Christiansted, U.S. Virgin Islands...Has two daughters, Elani and Lilah... Studied communications at East Carolina...**High School:** Played RB, TE and along both lines at Santa Fe High in Alachua, Fla. ...Lettered in football, weightlifting and track & field.

LINAL JOSEPH NFL STATISTICS

Year	Team	GP	GS	- Tackles -					- Interceptions -					- Fumbles -					
				Total	Solo	Asst	Sacks	Yds	TFL	No.	Yds	Lg	TD	PD	FF	FR	Yds		
2010	New York Giants	6	0	8	6	2	0.0	0	1	0	0	-	0	0	0	0	0	0	
2011	New York Giants	16	15	49	34	15	2.0	15	4	0	0	-	0	4	0	0	0	0	
2012	New York Giants	16	16	59	33	26	4.0	17	5	0	0	-	0	0	1	2	16	0	
2013	New York Giants	15	15	59	34	25	3.0	26	8	0	0	-	0	0	1	1	0	0	
2014	Minnesota	16	16	47	28	19	3.0	23	5	0	0	-	0	1	0	0	0	0	
2015	Minnesota	12	12	56	42	14	0.5	4	7	0	0	-	0	1	1	0	0	0	
2016	Minnesota	16	16	77	37	40	4.0	21.5	5	0	0	-	0	0	3	0	0	0	
2017	Minnesota	16	16	68	40	28	3.5	23.5	5	0	0	-	0	0	0	1	0	0	
2018	Minnesota	15	15	48	36	22	1.0	15	4	0	0	-	0	0	1	1	64	0	
2019	Minnesota	13	13	34	26	14	3.0	23	6	0	0	-	0	0	1	0	0	0	
2020	Los Angeles Chargers	13	13	62	33	29	0.0	0	3	0	0	-	0	0	1	0	0	0	
NFL Totals		157	150	587	349	238	24.0	168	53	0	0	-	0	6	8	5	80	0	0

POSTSEASON Year	Team	GP	GS	- Tackles -					- Interceptions -					- Fumbles -					
				Total	Solo	Asst	Sacks	Yds	TFL	No.	Yds	Lg	TD	PD	FF	FR	Yds		
2011	New York Giants	4	4	10	5	5	0.0	0	0	0	0	-	0	1	0	0	0	0	0
2015	Minnesota	1	1	3	2	1	0.0	0	0	0	0	-	0	0	0	0	0	0	0
2017	Minnesota	2	2	9	6	3	0.0	0	2	0	0	-	0	0	0	0	0	0	0
2019	Minnesota	2	2	10	5	5	0.0	0	0	0	0	-	0	0	0	0	0	0	0
Postseason Totals		9	9	32	18	14	0.0	0	2	0	0	-	0	1	0	0	0	0	0

CAREER TRANSACTIONS

- 2010** Selected by New York Giants in the second round (56th overall) of NFL Draft, April 23... Signed rookie contract, July 31.
- 2014** Signed by Minnesota Vikings as unrestricted free agent, March 12.
- 2017** Signed contract extension, Aug. 5.
- 2020** Released by Vikings, March 13...Signed by Los Angeles Chargers as free agent, March 31.



JOSHUA KELLEY 27

RUNNING BACK | UCLA

5-11 | 212 lbs | LANCASTER, CALIF.

DRAFT 4 — 2020

EXPERIENCE: 2ND NFL SEASON

2ND YEAR WITH CHARGERS

CAREER HIGHLIGHTS

- ▶ Saw action in 14 games as a rookie, ranking second on the Chargers with his 354 rushing yards on 111 carries.
- ▶ Found the end zone in the Week 1 win at Cincinnati to become the first Chargers RB since LaDainian Tomlinson in 2001 to log a rushing score in their NFL debut.

2020: Appeared in 14 games during his rookie campaign, finishing the season ranked second on the Chargers with 354 rushing yards on 111 attempts (3.2 avg.). Recording a rushing TD in Week 1 at Cincinnati, becoming the first Chargers RB since LaDainian Tomlinson (2001) to log a rushing score in their NFL debut... Found the endzone against Buffalo in Week 12 to record his second rushing score of the season... **at Cincinnati (Sept. 13):** Rushed for 60 yards on 12 carries in first career game, while also contributing on special teams (9 snaps)... Commenced the third quarter with a 26-yard rush off of RG Tyree St. Louis... His fourth-quarter rushing TD made him just the sixth Chargers RB in the Super Bowl era to log a rushing TD in his NFL debut... The rushing score tied the game, 13-13, leading to an eventual Bolts win... **vs. Kansas City (Sept. 20):** Rushed for 64 yards on 23 carries, both of which remain season-high figures... Registered six scrimmage first downs, his most on the season... **vs. Carolina (Sept. 27):** Rushed for 43 yards on eight carries, recording a career-best 5.4 yards per carry... On a third-and-one in the second quarter, ran off tackle to the left side, following a seal block by T Sam Tevi, to break free into the second level and give the Chargers offense a fresh set of downs... **vs. Jacksonville (Oct. 25):** Out of the backfield, recorded a career-high five receptions, two of which went for first downs... Tied a season-high with 12 carries... **at Denver (Nov. 1):** Broke through the line of scrimmage and into the Broncos' secondary, recording a 22-yard carry and first down for the Bolts... His 22-yard carry was his third rush of more than 20 yards this season, which ranks as the second-most by a rookie RB in the NFL this season... **vs. Las Vegas (Nov. 8):** Tied a career-high with five receptions, logging 31 receiving yards with a long of 12 yards... Accumulated three first downs on 14 scrimmage

touches... On a third-and-one in the third quarter from the pistol formation, took a handoff from Herbert and followed C Dan Feeney and RG Cole Toner to give the Chargers offense a fresh set of downs, leading to an eventual field goal by K Michael Badgley... On L.A.'s final offensive drive, recorded four catches for 19 yards, adding nine yards rushing, for 28 scrimmage yards... **at Miami (Nov. 15):** Tallied 21 yards on seven rushes, with a long rush of eight yards... Accumulated three key rushes on the Chargers' first full offensive series of the second quarter leading to the first touchdown of the game for the Bolts... On TE Hunter Henry's 17-yard catch in the first quarter, picked up a blitzing linebacker in pass protection, giving Herbert the space and time to deliver the accurate pass... On top of being a blocking asset on offense, provided support on kickoff return and kickoff coverage... **vs. N.Y. Jets (Nov. 22):** Contributed both offensively and on special teams... Logged a 10-yard reception on Los Angeles' opening drive of the second half, placing the Bolts offense at New York's 20-yard line, setting up an eventual Chargers TD... **at Buffalo (Nov. 29):** Recorded his second rushing TD of the season, capping a 10-play, 67-yard drive with a one-yard rushing TD, his second rushing score of the season... Finished the day with seven rushes for 35 yards (5.0 avg.), logging a career-long 33-yard carry in the third quarter to set up his rushing score four plays later... The 33-yard carry was the second-longest play from scrimmage on the day for the Chargers and the team's longest rushing play since Week 5 (at N.O.)... Continued to contribute on special teams... **vs. New England (Dec. 6):** Logged three offensive snaps, securing two receptions for three yards (1.5 avg.) in the passing game... Remained an asset on special teams... **vs. Atlanta (Dec. 13):** Inactive... **at Las Vegas (Dec. 17):** Active in the kick return game for time as a member of the Chargers, returning a late first-quarter kickoff 21 yards... Accounted for eight yards rushing on two carries (4.0 avg.) as he took a second-and-five carry for a first down, setting up a go-ahead TD... **vs. Denver (Dec. 27):** Inactive... **at Kansas City (Jan. 3):** Saw action in pass protection on offense, while also contributing on special teams, in the season finale.

COLLEGE: After starting his career at UC Davis (2015-16), transferred to as a walk-on UCLA and capped his career as a two-time all-conference selection for the Bruins (2018-19)...*AP* first-team All-Pacific-12 selection following each of his two seasons at UCLA after ending his tenure ranked 10th in school history with 10 career 100-yard rushing contests, good for the most by any player to begin his Bruins career as a walk-on...Won the Henry R. Red Sanders Award as UCLA's Most Valuable Player in both seasons as a Bruin...Became the eighth RB in UCLA history to have back-to-back 1,000-yard rushing seasons...Ran for 289 yards against Southern California in 2018, the third-best single-game performance in UCLA history behind Maurice Jones-Drew (322) and DeShaun Foster (301)...Ranked second in the Pacific-12 in rushing yards-per-game (4.6 avg.) following his final season in 2019...Semifinalist for the Burlsworth Trophy, recognizing the nation's top walk-on or former walk-on player...In 2018, rushed for 1,243 yards and 12 TDs on 225 attempts (5.5 avg.), good for the 10th-most single-season rushing yards in school annals...Ranked fourth in the Pacific-12 and eighth in the nation with 113.0 rushing yards-

per-game...Added 27 receptions for 193 yards (7.1 avg.)...**High School:** Named first-team All-Golden League and Golden League Back of the Year as a senior at Eastside High in Lancaster, Calif. ...Second-team California Interscholastic Federation in his final prep season in 2014 after rushing for 1,469 yards and 16 TDs...Registered six 100-yard performances as a senior while catching 19 passes for 352 yards and six TDs...On defense, had 49 tackles, an INT and three sacks...Earned second-team All-League honors as a junior and was special teams player of the year...Ran on the 4x100-relay in track & field.

PERSONAL: Given name Joshua Tyler Kelley...Born in Inglewood, Calif. ...Mother, Jacqueline, is a speech pathologist...Uncle, Derek Vaughn, played professional baseball and was drafted in 1991 by the San Diego Padres...Would like to get into screenwriting after football...Enjoys watching Anime, dancing, reading and storytelling...Also is active in his faith and enjoys going to church and reading the Bible...Earned a degree in sociology from UCLA.

JOSHUA KELLEY NFL STATISTICS

Year	Team	GP	GS	— Rushing —					— Receiving —					Scrimmage Yards
				Att	Yds	Avg.	Lg	TD	No.	Yds	Avg.	Lg	TD	
2020	Los Angeles Chargers	14	0	111	354	3.2	33	2	23	148	6.4	35	0	502
NFL Totals		14	0	111	354	3.2	33	2	23	148	6.4	35	0	502

Year	Team	— Kickoff Returns —					— Punt Returns —					— All-Purpose — Yards	
		No.	Yds	Avg.	Lg	TD	No.	FC	Yds	Avg.	Lg		TD
2020	Los Angeles Chargers	2	39	19.5	21	0	0	0	0	—	—	0	502
NFL Totals		2	39	19.5	21	0	0	0	0	—	—	0	541

CAREER TRANSACTIONS

2020 Selected by Los Angeles Chargers in the fourth round (112th overall) of NFL Draft, April 25...Signed rookie contract, July 26.



JESSIE LEMONIER ⚡ 58

OUTSIDE LINEBACKER | LIBERTY

6-2 | 240 lbs | MIAMI, FLA.

FREE AGENT — 2020

EXPERIENCE: 2ND NFL SEASON

2ND YEAR WITH CHARGERS

2020: In his first season with Los Angeles, appeared in six games...Entered the season on the team's practice squad before being signed to the active roster prior to Week 3...Waived following Week 5, before being re-signed to the practice squad prior to Week 8...Was signed to the team's active roster prior to Week 9, being listed as a gameday inactive for the subsequent three games (Week 9 through Week 11) before being waived prior to Week 12...Signed back to the practice squad prior to Week 13, serving as a standard practice squad gameday elevation in Week 15, before being signed to the active roster for the duration of the season...**vs. Carolina (Sept. 27):** Saw action on three special teams snaps in his NFL debut...**at Tampa Bay (Oct. 4):** Recorded his first snaps on defense this season while also contributing on special teams...**at New Orleans (Oct. 12):** In his first appearance on Monday Night Football, logged career-highs in snaps played on defense (four) and special teams (16)...**vs. Las Vegas (Nov. 8):** Inactive...**at Las Vegas (Dec. 17):** Contributed on special teams, logging snaps on special teams units...**vs. Denver (Dec. 27):** Contributed on both defense and special teams, partnering with DT Cortez Broughton on a first-down stop of RB Melvin Gordon to force a second-and-long, and an eventual Broncos punt...Saw action on a career-high 23 defensive snaps...**at Kansas City (Jan. 3):** In the season finale, recorded a special teams solo tackle on kickoff coverage...Also contributed to the defensive front as the unit held the Chiefs to a season-low 268 total net yards.

COLLEGE: Played two seasons (2018-19) at Liberty after playing at Ventura (Calif.) College... Totaled 135 tackles (74 solo), 20.5 sacks and 29 tackles for loss in two seasons for the Flames... Added three forced fumbles and a recovery... Earned Cure Bowl MVP recognition as a senior after posting two sacks in the win over Georgia Southern...At Ventura College, finished the 2017 season with 79 tackles, 18.5 tackles for loss, 8.5 sacks and an INT...Earned recognition as *Southern Californian Football Association* Northern Conference Defensive Player of the Year, helping the Pirates to an 8-3 record and the program's 16th conference title.

PERSONAL: Given name Jessie Nathaniel Lemonier...Last name is pronounced 'lemon-YAY'...Born in Miami, Fla. ...Brother, Corey, played at Auburn and was a third-round selection of the San Francisco 49ers in 2013 and has also spent time with the Cleveland Browns, Detroit Lions and New York Jets...Volunteered in a homeless shelter, giving out supplies and food to homeless citizens in Lynchburg, Va., while in college...In high school, did community service by working at the concessions stands during Miami Dolphins home games...Enjoys cooking and trying to use different types of seasoning...Wants to open a restaurant eventually...Earned a degree in psychology from Liberty...**High School:** Lettered two years in football at Hialeah (Fla.) Senior High...Played along both lines in high school.

JESSIE LEMONIER NFL STATISTICS

Year	Team	GP	GS	— Tackles —				Yds	TFL	— Interceptions —				— Fumbles —				
				Total	Solo	Asst	Sacks			No.	Yds	Lg	TD	PD	FF	FR	Yds	
2020	Los Angeles Chargers	6	0	1	0	1	0.0	0	0	0	0	0	0	0	0	0	0	0
NFL Totals		6	0	1	0	1	0.0	0	0	0	0	0	0	0	0	0	0	0

CAREER TRANSACTIONS

2020 Signed by Los Angeles Chargers as undrafted free agent, April 30...Waived by Chargers, Sept. 5...Signed by Chargers to practice squad, Sept. 6...Signed to active roster, Sept. 26...Waived by Chargers, Oct. 24...Signed by Chargers to practice squad, Oct. 27...Signed to active roster, Nov. 7...Waived by Chargers, Nov. 28...Signed by Chargers to practice squad, Nov. 2...Elevated to active roster, Dec. 17...Reverted to practice squad, Dec. 18...Signed to active roster, Dec. 26.



COREY LINSLEY ⚡ 63

CENTER | OHIO STATE

6-3 | 301 lbs | BOARDMAN, OHIO

UFA (GB) — 2021

EXPERIENCE: 8TH NFL SEASON

1ST YEAR WITH CHARGERS

CAREER HIGHLIGHTS

- ▶ Named *First-Team All-Pro* by *The Associated Press* in 2020 after directing Green Bay's offensive front to the *NFC Championship Game* for the second-straight season and coordinating the protection for QB Aaron Rodgers, who was named *AP NFL Most Valuable Player*.
- ▶ Became the first Green Bay center to earn *first-team all-pro status since 1963*.
- ▶ Started in all 99 career game appearances for the Packers since being selected by Green Bay in fourth round of the 2014 NFL Draft.
- ▶ In seven seasons, started four *NFC Championship Games* and protected for Rodgers during each of his two *MVP seasons* (2014, 2020).
- ▶ As a rookie in 2014, started all 16 regular-season contests for Green Bay at center, becoming the first Packers rookie to do so since the NFL transitioned to the 16-game format in 1978.

2020: Started all 13 games he appeared in at center and earned first-team All-Pro honors from *The Associated Press*, the first Green Bay center to earn first-team recognition since Jim Ringo in 1963...Helped the Packers rank tied for No. 2 in the NFL in sacks allowed (21), the fourth fewest by Green Bay in a 16-game season...Part of a line that allowed one sack or zero sacks in a league-best 13 games, tied for the most in team history (2004), including four zero-sack games, the most by Green Bay since 2008 (four)...Helped the Packers rank No. 1 in scoring (31.8 points per game), giveaways (franchise-record 11), red-zone TD percentage (team-record 80.0) and time of possession (32:29)...Helped protect QB Aaron Rodgers as he led the NFL in passer rating (121.5), passing TDs (team-record 48), completion percentage (team-record 70.7) and interception percentage (0.95), the first NFL quarterback to lead the league in all four categories since Steve Young in 1992...Also started both postseason contests at center...Was placed on injured reserve (knee) on Dec. 5 and was sidelined for three games (Weeks

HONORS AND AWARDS

- 2020:** *The Associated Press*
First-Team All-Pro (C)
Professional Football Writers of America
First-Team All-NFL
- 2014:** *PFWA All-Rookie Team (C)*

13-15)...**Awards:** First-Team All-Pro (AP)...First-team All-NFL (PFWA)...**at Minnesota (Sept. 13):** Started at center and played all 78 snaps, helping the Packers register their first zero-sack game against the Vikings since 2010, and their first game in franchise history with 40-plus points, 500-plus yards, 30-plus first downs and no turnovers...**vs. Detroit (Sept. 20):** Started at center and played 65 of 73 snaps, missing the final eight plays due to injury (hand)...Helped clear holes for RB Aaron Jones' career-high 168 rushing yards and two TDs on 18 carries (9.3 avg.), finishing with a career-best 236 yards from scrimmage, the third most in a game in franchise history...Part of an offense that racked up a season-high 259 yards rushing on 35 attempts (7.4 avg.), the top yardage total by Green Bay since 2003...**at Houston (Oct. 25):** Started at C and played all 62 snaps, part of a line that did not allow a sack as Aaron Rodgers connected on 23 of 34 passes for 283 yards and four TDs with no INTs (132.4 rating)...**at Indianapolis (Nov. 22):** Started at C, but departed the game after just 10 snaps due to a back injury and did not return...**vs. Philadelphia (Dec. 6):** Placed on injured reserve (knee) the day before the game, snapping his streak of 68 consecutive regular-season starts...**vs. Tennessee (Dec. 27):** Started at center and played 63 of 66 snaps, coming out for the final three plays (kneel-downs) with the Packers holding a 40-14 lead...Helped block for the Packers' 234 rushing yards on 37 carries (6.3 avg.), the first time Green Bay rushed for 195-plus yards and multiple TDs in back-to-back games since 1972...**vs. L.A. Rams (NFC Divisional, Jan. 16):** Started at center and played all 75 snaps as the line did not allow a sack of Aaron Rodgers against a Rams defense that ranked No. 2 in the NFL in sacks (53.0) during the regular season...Part of a line that helped the offense rack up 484 total yards, the second most in a game in franchise playoff

history, including 296 passing yards and two TD passes from Aaron Rodgers and the team's 188 yards and two TDs on 36 rushing attempts (5.2 avg.)...**vs. Tampa Bay (NFC Championship, Jan. 24):** Started at center and played all 71 snaps, protecting Aaron Rodgers as he threw for 346 yards and three TDs with one INT on 33-of-48 passing (101.6 rating).

2019: Started all 16 games at center for the fourth time in his career...Part of an offense that ranked No. 2 in the league in giveaways (13, tied single-season franchise record), No. 1 in zero-turnover games (team-record nine) and No. 8 in red-zone TD percentage (64.0)...Helped clear the way for RB Aaron Jones, who posted a career-high 1,084 rushing yards and a career-best 16 rushing TDs, which was tied for the most in the NFL in 2019 and was the second most in team history behind only FB Jim Taylor (19 in 1962)...Protected AP NFL MVP Aaron Rodgers as he led the league in interception percentage (0.70) and tied for the league lead with 12 zero-INT games...Started both games at center in the postseason...**vs. Denver (Sept. 22):** Helped the Packers post their first game with zero sacks allowed since 2016...**vs. Philadelphia (Sept. 26):** Helped to protect Aaron Rodgers as he threw for 422 yards and two TDs on 34-of-53 passing...Part of an offense that registered season highs for total net yards (491) and first downs (31)...**at Dallas (Oct. 6):** Started at center, but departed the game after 19 snaps due to a concussion sustained on the third offensive series, the first time he had missed a regular-season snap since Week 15 of 2016 at Chicago (missed one snap due to an equipment issue)...**vs. Oakland (Oct. 20):** Part of an offense that posted a season-high 42 points and 481 total yards, highlighted by Aaron Rodgers' season-high 429 passing yards and five TDs with no INTs on 25-of-31 passing as he set a single-game franchise record with a perfect 158.3 passer rating...Helped the offense average 8.75 yards per play, the best average by the Packers since 1997...Part of a line that allowed just one sack, giving Green Bay a streak of six consecutive games with two or fewer sacks allowed, the longest single-season streak by the Packers since a 10-game streak in 2007...**at Kansas City (Oct. 27):** Blocked for Jones, who racked up a career-best 226 yards from scrimmage (67 rushing, 159 receiving), the fourth-best mark in team history and the top total since 2003...**at Minnesota (Dec. 23):** Helped clear the way as the Packers posted season highs for rushing yards (184 yards on 32 carries, 5.8 avg.) and time of possession (37:32)...Blocked for Jones as he registered a career-high 154 rushing yards and two TDs on 23 carries (6.7 avg.)...**vs. Seattle (NFC Divisional, Jan. 12):** Helped to protect Aaron Rodgers as he connected on 16-of-27 passes for 243 yards and two TDs with no INTs for a 113.7 rating...Part of an offense that converted 9-of-14 third downs (64.3 percent), the top percentage by Green Bay in a playoff game since the 2014 postseason.

2018: Started all 16 games at center...For the second straight season, was the only Packers player to play every offensive snap...Helped the Packers rank No. 2 in the NFL in yards per carry

BEYOND THE BOLT



Linsley and his wife, Anna, serves as volunteer advocates for the CASA (Court-Appointed Special Advocates) Foundation and actively contributed their time to CASA of Brown County, Wis., while with the Packers. Following the mission of CASA, the couple work to fulfill the foundation's mission of providing a voice for abused and neglected children who reside under the legal protection of the court system.

"They want nothing but the best for the people that they work with," said Linsley on the he and his wife's work with the foundation. "You see what other people go through and the kids don't deserve it. I'm not trying to make a big deal out of it, but it really is ... It affects kids of all race, religion, color, ethnicity and socioeconomic class ... If we can make a difference in a few people's lives — however many lives we can, we definitely want to do that."

The couple also hosted a fundraiser in 2019 for the family of his "bike kid," Travis Kohlbeck. While at Ohio State, Linsley was active in the 2nd and 7 Foundation, which encourages children in need by serving as role models and promotes reading and literacy development by providing free books.

(5.01) and giveaways (15) and No. 1 in rushing first-down percentage (29.4)...Helped clear holes for Jones, who became the first Packer to lead the league in yards per carry (5.47) since the NFL went to a 16-game schedule in 1978...Blocked for an offense that produced a single-season franchise-record seven games with 100-plus rushing yards on 25 or fewer attempts, tied with Miami for the most in the league on the season and tied for the most by an NFL team since the 1970 AFL-NFL merger (also 1995 Detroit Lions)...**vs. Chicago (Sept. 9):** Helped to protect QB Aaron Rodgers as he connected on 20-of-30 passes (66.7 percent) for 286 yards and three TDs with no INTs for a 130.7 passer rating...Part of a line that did not allow a sack in the second half as the Packers came back from 20 points down in the second half to beat the Bears, 24-23...**at Detroit (Oct. 7):** Blocked for an offense that racked up 521 yards of offense, the most by the Packers since 2013...**vs. San Francisco (Oct. 15):** Blocked for Aaron Rodgers as he became the first QB in NFL history to record back-to-back 400-yard passing games with no INTs (425 yards and two TDs on 25-of-46 passing)...Helped the Packers post 521 yards of offense, just the second time in franchise history (1983) that the team registered back-to-back 500-yard games...**vs. Miami (Nov. 11):** Helped clear the way for the offense to rush for a season-high 195 yards and two TDs on just 25 carries (7.8 avg.), registering as just the third time since the 1970 AFL-NFL merger that the Packers recorded 195-plus rushing yards on 25 or fewer carries (at St. Louis Cardinals, Sept. 29, 1985; at Chicago, Dec. 18, 2016)...Helped the Packers post their franchise-record fourth

straight outing with 100-plus rushing yards on 25 or fewer carries, just the third time since the merger that a team had accomplished that feat... Blocked for Jones as he racked up a season-high 145 yards and a season-best two rushing TDs on only 15 carries (9.7 avg.)...**vs. Atlanta (Dec. 9):** Protected Aaron Rodgers as he posted his ninth straight zero-INT game (tied for No. 2 in NFL history) and brought his streak of consecutive attempts without an INT to 368, a new NFL record as he moved past former Patriots QB Tom Brady (358)...**at N.Y. Jets (Dec. 23):** Played all 91 snaps, blocking for an offense that racked up a season-high 540 yards, the most by the Packers since 2013...Part of an offense that registered 35 first downs, the second most in a game in franchise history.

2017: Started all 16 games at center and was the only player on offense to appear on every snap for Green Bay...Helped the offense rank No. 3 in red-zone scoring (61.9 percent), No. 5 in yards per carry (4.47 avg.) and tied for No. 6 in 10-play drives (30)...Was penalized just twice on the season...**vs. Cincinnati (Sept. 24):** Blocked for QB Aaron Rodgers as he posted his franchise-record fifth consecutive 300-yard passing game with 313 yards and three TDs with one INT on 28-of-42 passing for a 102.6 passer rating...**vs. New Orleans (Oct. 22):** Part of an offense that registered 181 rushing yards and two rushing TDs on 24 carries (7.5 avg.), highlighted by Jones' season-best 131 yards and a TD on 17 attempts (7.7 avg.)...**at Pittsburgh (Nov. 16):** Helped to protect QB Brett Hundley as he posted a career-high 134.3 passer rating by connecting on 17 of 26 passes for 245 yards and three TDs with no INTs...Threw a block on LB Ryan Shazier to help spring Williams for a 54-yard TD catch on a screen pass late in the first quarter...**vs. Tampa Bay (Dec. 3):** Part of an offense that registered a season-high 199 rushing yards and two TDs on 29 carries (6.9 avg.), including a career-best 113 yards and a TD on 21 carries (5.4 avg.) from Williams...Also helped Hundley rush for a career-high 66 yards, the first time in franchise history (since 1933) that the Packers had a 100-yard rusher and a QB rush for 65-plus yards in the same game...**at Cleveland (Dec. 10):** Helped protect Hundley as he was only sacked once on the afternoon and completed a career-high 35 of 46 passes (76.1 percent) for 265 yards and three TDs with no INTs for a 111.2 rating...Part of an offense that converted 8 of 10 third downs in the second half/overtime...**at Carolina (Dec. 17):** Blocked for Aaron Rodgers as he threw for 290 yards and three TDs with three INTs on 26-of-45 passing. Helped the Packers rush for 120 yards on 19 attempts (6.3 avg.), the team's first game with 120-plus rushing yards on fewer than 20 attempts since 2015.

2016: Started all nine games he appeared in at center during the regular season and all three postseason contests...Helped the offense average 28.9 points per game (No. 4 in the NFL) and 389.3 yards per game (No. 5 in the league) after returning from injury in Week 9...Was on reserve/physically unable to perform for the entire preseason and the first seven regular-season games due to a hamstring injury...Was activated to the 53-man roster on Nov. 5...**vs. Indianapolis (Nov. 6):** Made his season debut, starting at center and playing all 69 snaps...Helped the offense register 405 total yards and protected QB Aaron Rodgers as he threw for 297 yards and three TDs on 26-of-43 passing...**at Philadelphia (Nov. 28):** Part of an offense that converted 10-of-14 third downs, a 71.4 conversion rate that was the best by an NFL team on the season...**vs. Seattle (Dec. 11):** Part of a line that allowed just one sack, the third straight game with either one or zero sacks allowed, Green Bay's longest streak since a four-game stretch to end the 2014 season...**at Chicago (Dec. 18):** Part of an offense that racked up a season-best 451 total yards, highlighted by a season-high 226 yards rushing and three TDs on just 23 carries (9.8 avg.)...The average of 9.8 yards per carry was the best in franchise history (since 1940) in games with 20-plus attempts, topping the previous high of 9.2 yards per carry at Washington in 2010...The average per carry was also the second-best mark by an NFL team since the 1970 AFL-NFL merger among teams with 20-plus attempts behind only the 11.0-yard average posted by the Cincinnati Bengals in 2000...Helped clear holes for RB Ty Montgomery to rush for a career-high 162 yards and two TDs on 16 attempts (10.1 avg.), the best yardage output by a Green Bay player since 2005...**at Detroit (Jan. 1):** Helped the offense post 448 yards and 28 first downs as the Packers registered their fourth straight 30-point game, tied for the second-longest single-season streak in team history, and their fourth consecutive zero-giveaway game, tying the franchise record...**vs. N.Y. Giants (NFC Wild Card, Jan. 8):** Part of an offense that did not turn the ball over for the fifth straight game, the longest streak in team annals (including playoffs)...**at Dallas (NFC Divisional, Jan. 15):** Protected Aaron Rodgers as he became just the second QB in NFL history (Drew Brees, 2011) to throw for 350-plus yards in back-to-back games in a single postseason with 355 yards and two TDs on 28-of-43 passing...Part of an offense that posted 27 first downs, the third most by the Packers in a playoff game, and 413 total yards.

2015: Started all 13 games he played in at center...Missed two games (Weeks 12 and 14) due to an ankle injury and dressed, but did not play, in Week 15...Helped block for RBs Eddie Lacy (758 rushing yards) and James Starks (601), the first Green Bay duo to both rush for 600-plus yards in the same season since 1985...Also started both postseason contests...**vs. Seattle (Sept. 20):** Helped protect QB Aaron Rodgers as he connected on 25-of-33 passes for 249 yards and two TDs with no INTs for a 116.9 passer rating...With 127 yards as a team on 29 attempts (4.4 avg.), it marked the first time since 2004 that the Packers posted 125-plus rushing yards in both of the first two games...**vs. Kansas City (Sept. 28):** Helped give Aaron Rodgers time to complete 24-of-35 passes for 333 yards and five TDs with no INTs, the fourth game of his career with five-plus TD passes, a franchise record...**at San Francisco (Oct. 4):** Helped the Packers rush for 162 yards and a TD on 33 attempts (4.9 avg.), the first time since 1971 that they had cleared the 120-yard rushing mark in each of the first four games of the season...**vs. San Diego (Oct. 18):** Helped the Packers post 133 rushing yards on just 17 carries, a 7.8-yard average that was the best by Green Bay since 2010...Helped clear the way for James Starks' 112 yards on just 10 carries (11.2 avg.), the second-best yards-per-carry average by an NFL back on the season (min. 10 att.)...**at Minnesota (Nov. 22):** Started at center, but departed with 5:30 remaining in the first quarter after just 12 snaps due to an ankle injury, one that would sideline him for the remainder of the game as he missed the first action of his career...**vs. Chicago (Nov. 26):** Inactive (ankle), his first game missed due to injury in his career...**at Detroit (Dec. 3):** Returned to action and played 28 snaps before reinjuring his ankle in the second quarter, an injury that would sideline him for the remainder of the game, and the following week's game...**at Washington (NFC Wild Card, Jan. 10):** Helped protect Aaron Rodgers as he was sacked just once against a Washington defense that had posted 17 sacks in its final four regular-season games...Helped clear holes for Eddie Lacy (63 yards and a TD on 12 carries) and James Starks (53 yards and a TD on 12 carries) as they became the first duo in team history to both rush for 50-plus yards and a TD in a playoff game.

2014: Started every game, becoming the first rookie center to open every contest for the Packers since the league went to a 16-game schedule in 1978...Was named to the PFWA's All-Rookie team, the first Green Bay center to be honored since its inception in 1974...Was the only player on offense to play every snap for the Packers on the season...Part of an offense that ranked No. 1 in the league in points per game (30.4), No. 6 in yards per game (386.1) and tied for No. 1 in giveaways with a franchise-record 13...Part of an offense that set a franchise record for most first downs in a season with 356...Protected QB Aaron Rodgers on his way to earning NFL MVP honors from *The Associated Press* as he led the league in TD/INT ratio (7.60, 38/5), ranking No. 2 in passer rating (112.2), No. 2 in yards per attempt (8.43) and No. 3 in TD passes (38)...Blocked for RB Eddie Lacy as he ranked No. 7 in the NFL with 1,139

rushing yards on the season...**Awards:** All-Rookie Team (PFWA)...**at Seattle (Sept. 4):** Started in one of the league's most hostile environments in his NFL debut, becoming the first Green Bay rookie to start at center in the season opener since the 1970 merger...**vs. Carolina (Oct. 19):** Blocked for Rodgers as he completed 19-of-222 passes for 255 yards and three TDs, a career-high completion percentage of 86.4 and a passer rating of 154.5...**at New Orleans (Oct. 26):** Helped protect Aaron Rodgers on his way to 418 yards on 28-of-39 passing, with Eddie Lacy (123) and WR Randall Cobb (126) becoming the first Green Bay RB/WR duo to both post 100 yards receiving in the same game since RB Eddie Lee Ivery (128) and WR Aundra Thompson (102) did so in 1980...**vs. Chicago (Nov. 9):** Helped the offense rack up 55 points, tied for the third-most in a game in team annals, and 451 total yards...Part of a line that didn't allow a sack and helped Rodgers throw for six TDs, which tied the single-game franchise record, with all of them coming in the first half as he tied Raiders QB Daryle Lamonica (1969) for the most in a half in NFL history...Delivered a key block on LB Lance Briggs to help spring Lacy on a second-quarter screen pass that he took 56 yards for a TD...**vs. Atlanta (Dec. 8):** Helped the offense record season highs for total yards (502) and first downs (28)...Protected Aaron Rodgers as the line allowed just one sack and helped the QB throw for 327 yards and three TDs with no INTs, his eighth game on the season with three-plus TDs/zero INTs as he tied QB Tom Brady's single-season NFL record set in 2007...**vs. Dallas (NFC Divisional, Jan. 11):** Was part of an offense that registered 425 total yards, the fifth-most in a game in franchise postseason history...Blocked for Aaron Rodgers (316) and Eddie Lacy (101) as the Packers had both a 300-yard passer and a 100-yard rusher in a playoff game for the first time in team history.

COLLEGE: Played in 42 games with 26 starts in four seasons for the Buckeyes (2010-13), starting all 26 games over his final two seasons...Was part of an Ohio State team that won 24 consecutive games from 2012-13, serving as a team captain as a senior in 2013...Led a Buckeyes squad in 2013 that set school records for points scored (637), yards per carry (6.8), touchdowns (87) and TD passes (38)...Helped the Buckeyes lead the Big Ten and rank No. 5 in the nation with an average of 308.6 rushing yards per game...In 2013, Blocked for QB Braxton Miller and RB Carlos Hyde, who both earned first-team All-Big Ten recognition...As a junior in 2012, earned honorable mention All-Big Ten recognition from both the conference's coaches and media, helping Ohio State post a perfect 12-0 record...Helped the Buckeyes average a Big Ten-leading 37.2 points per game and 242.3 rushing yards per game (No. 2 in Big Ten, No. 10 nationally)...Blocked for Braxton Miller as he rushed for 1,271 yards, the most by a QB in a single season in school history...Also helped Miller post a school-record 3,310 yards of total offense...Played through a painful foot injury in the latter part of the season, one that required postseason surgery...As a sophomore in 2011, appeared in 10 games in a reserve role, after logging six games of action as a redshirt freshman in 2010.

PERSONAL: Given name Corey Michael Linsley... Born in Youngstown, Ohio...Married to wife, Anna, and the couple have two children...Graduated from Ohio State with a bachelor's degree in economics...**High School:** Attended Boardman High School (Ohio)...Earned first-team All-Federal League and first-team All-Northeast Ohio honors, along with second-team All-Ohio recognition, as a senior...Played in the Big 33 Football Classic

for Team Ohio, competing against high school recruits from the state of Pennsylvania...Team captain as a senior for the Spartans...Named to the Midwest Top 30 list by Super Prep...Four-year letter winner in track & field, where he competed in the shot put and discus throw...Was a regional and league champion, as well as a state medalist in the shot put.

COREY LINSLEY NFL GAMES

Year	Team	GP	GS
2014	Green Bay	16	16
2015	Green Bay	13	13
2016	Green Bay	9	9
2017	Green Bay	16	16
2018	Green Bay	16	16
2019	Green Bay	16	16
2020	Green Bay	13	13
NFL Totals		99	99

POSTSEASON

Year	Team	GP	GS
2014	Green Bay	2	2
2015	Green Bay	2	2
2016	Green Bay	3	3
2019	Green Bay	2	2
2020	Green Bay	2	2
Postseason Totals		11	11

On Reserve/PUP list for first seven games of 2016 season.

On Reserve/Injured for three games during 2020 season.

CAREER TRANSACTIONS

- 2014** Selected by Green Bay Packers in the fourth round (161st overall) of NFL Draft, May 10... Signed rookie contract, May 15.
- 2016** Placed on Reserve/Physically Unable to Perform (hamstring), Sept. 3.
- 2016** Activated from Reserve/Physically Unable to Perform (hamstring), Nov. 5.
- 2017** Signed contract extension, Dec. 30.
- 2021** Signed by Los Angeles Chargers as unrestricted free agent, March 17.



TY LONG ⚡ 1

PUNTER | ALABAMA-BIRMINGHAM

6-2 | 240 lbs | ROSWELL, GA.

FREE AGENT — 2019

EXPERIENCE: 3RD NFL SEASON

3RD YEAR WITH CHARGERS

CAREER HIGHLIGHTS

- ▶ *Named AFC Special Teams Player of the Week in a Week 1 win over Indianapolis in 2019 in his NFL debut, where he made a field goal and all three extra point attempts while pinning the Colts inside the 20-yard line on both punts.*

2020: As a multi-tool asset in the kicking game for the Chargers, handled all punt, kickoff and holding responsibilities for all 16 games...Finished the season with 46.8 gross average on 57 punts, downing 12 inside of the opponent's 20-yard line...Surpassed 100 career punts as a member of the Bolts, qualifying him for franchise record recognition...Following the 2020 season, ranks second all-time in Chargers history with a career gross average of 46.9 yards-per-punt, as his 46.8 yards-per-punt mark ranks third in franchise history for a single season...In coverage, finished the season with a career-high four total special teams tackles...**at Cincinnati (Sept. 13):** Punted five times in the season opener against the Bengals, registering a 63-yard punt in the third quarter, which set a new career long...His 49-yard punt in the fourth quarter placed the Bengals inside of their own 20-yard line, leading to an eventual win for the Chargers...Long also recorded the first tackle of his career, corralling Bengals S Brandon Wilson on Wilson's long kickoff return...**vs. Carolina (Sept. 27):** Downed two punts inside of the Panthers' 20-yard line, the most in a game for Long this season, as both also led to three-and-outs for Carolina...**at Tampa Bay (Oct. 4):** Recorded three punts for a 53.3 gross average, a season-best...**at New Orleans (Oct. 12):** Registered a seven punts against the Saints on Monday Night Football, the most amount of punts in a single game in his career, while accumulating a career-high 339 gross punt yards...**at Denver (Nov. 1):** On top of his holding responsibilities, used his punt placement to assist the punt coverage unit in their limitation of the Broncos' punt return team's eight net return yards...The punt coverage unit's allowance of eight return yards matched this year's season-low...**vs. Las Vegas (Nov. 8):** Logged three punts, marking a 48.7-yard gross average, his fourth outing with a gross average north of 48.0 yards-per-punt...Held for all of K Michael Badgley's attempts, including his 45-yard field goal to

HONORS AND AWARDS

2020: AFC Special Teams Player of the Week (Week 1 vs. Indianapolis)

close out the first half, Badgley's longest at SoFi Stadium...**at Miami (Nov. 15):** Logged four punts for a 42.8 gross average...Downed one punt inside of Miami's 20-yard line and recorded a long of 57 yards...Held on all three of Badgley's extra points...**vs. N.Y. Jets (Nov. 22):** Had three total punts on the day, one of which was blocked, while the other two came out to a 55.0-yard gross average...Had a long punt of 56 yards, while also contributing on all kickoffs...On the final offensive play of the game, took the snap and ran out the back of the endzone, draining the game clock closer to expiration, improving the Chargers' win probability...The decision turned out to be successful, as the Bolts secured the team's third win of the season...**at Buffalo (Nov. 29):** Logged a 47.7-yard gross average, booting six punts, with one punt downed inside of the Bills' 20-yard line...Was efficient in his holding and kickoff responsibilities...**vs. New England (Dec. 6):** Recorded a gross average of 51.5, his third outing of the season with an average of over 50 yards per punt...Recorded a long punt of 58 yards...**vs. Atlanta (Dec. 13):** Recorded a gross average of 50.3 yards-per-punt, marking his second straight game with a punt average north of 50 yards per punt...Marked his fourth game this season with an gross average over 50.0, a single-season career-best...Held for Michael Badgley's game-winning 43-yard field goal as time expired, as well as his 35-yarder in the second quarter and both successful extra point attempts...**at Las Vegas (Dec. 17):** Punted twice and downed one inside of the Raiders' 20-yard line...**vs. Denver (Dec. 27):** Totaled four punts with a gross average of 46.8 yards-per-punt, helping to flip the field and grant the Chargers defense an advantage in the field position game...Held for all four of Michael Badgley's successful field goal attempts, including the eventual game-winning field goal with under one minute remaining in regulation, to help the Bolts close out the home slate with a victory over the division-rival Broncos...**at Kansas City (Jan. 3):** Notched two punts, as both were downed inside of Kansas City's own 20-yard line, as the Chargers closed the regular season on a four-game win streak.

2019: Named AFC Special Teams Player of the Week for his efforts in a Week 1 win over Indianapolis: Totaled six points in his NFL debut, making a field goal and all three extra points while also pinning the Colts inside their own 20-yard line on both punts...Punted in all 16 games while handling kicking duties in five...Recorded 2,256 gross yards on 48 punts (47.0 avg.) with a long of 60 yards...Pinned opponents inside the 20 on 17 punts and registered a 40.9 net average...Made seven field goals and nine extra points...Kicked off 46 times, recording 28 touchbacks (60.9 touchback pct.)...**vs. Indianapolis (Sept. 8):** Named AFC Special Teams Player of the Week...Handled punting and kicking duties in his NFL debut...Made his lone field goal attempt and all three extra points...Punted twice for 98 yards (49.0 avg.), pinning the Colts inside the 20 on both punts...Recorded a net average of 46.5 yards-per-punt...Kicked off five times, registering a touchback on three of them...**at Detroit (Sept. 15):** Punted four times for 202 yards (50.5 avg.) with a long of 55 yards (46.3 net average)...Made a field goal and an extra point while recording touchbacks on both kickoffs...**vs. Houston (Sept. 22):** Handled all punting and kicking duties for a total of 13 special teams snaps...Made both field goal attempts and both extra points for a total of eight points...Registered a touchback on all five kickoffs...Punted four times for 193 yards (48.3 avg.), pinning the Texans inside the 20-yard line twice (39.8 net avg.)...With a net average of 43.7 through three games, recorded the best net punting average through the first three games of a season in Chargers history...**at Miami (Sept. 29):** Nailed all three field goal attempts on the day, including a career-long 51-yarder, and all three extra points for a total of 12 points on the day...**vs. Denver (Oct. 6):** Punted five times for 232 yards (46.4 avg.) with a long of 58 yards...Pinned the Broncos inside the 20 on three punts...Registered a 42.0 net average...**vs. Pittsburgh (Oct. 13):** Recorded a gross punting average of 42.7 (128 yards on three punts), pinning the Steelers inside the 20-yard line once...Finished with a 38.0 net average...**at Tennessee (Oct. 20):** Punted twice for 93 yards (46.5 avg.), pinning the Titans deep once to register a net average of 39.5 yards-per-punt...**at Chicago (Oct. 27):** Punted five times for 269 yards, registering a season-high 53.8 yards-per-punt...Pinned the Bears deep in their territory once and had a 43.8 net average...**vs. Green Bay (Nov. 3):** Punted once for 38 yards...**at Oakland (Nov. 7):** Recorded a 43.3 gross average on three punts for 130 yards, posting a long of 54 yards...Had a net average of 39.7 yards-per-punt...**vs. Kansas City (Estadio Azteca, Nov. 18):** Punted three times for 143 yards (47.7 avg.) and a 40.3 net average...Kicked off four times, registering a touchback on each...**at Denver (Dec. 1):** Registered two touchbacks, his first of the season and pinned Denver deep in its own territory once...Registered 181 punting yards on four punts (45.3 avg.)...**at Jacksonville (Dec. 8):** Punted twice for 104 yards (52.0 avg.), pinning the Jaguars inside the 20 once...Finished with a career-high 51.5 net average...Kicked off eight times, registering a touchback four times...**vs. Minnesota (Dec. 15):** Had a 26-yard punt and posted two touchbacks on three kickoffs...**vs. Oakland (Dec. 22):** Punted six times for 285 yards (47.5 avg.), pinning the Raiders

deep in their territory twice...Registered a 40.7 net average and kicked off three times, posting a touchback once...**at Kansas City (Dec. 29):** Punted three times for 134 yards (44.7 avg.), pinning the Chiefs inside the 20-yard line twice...Recorded a net punting average of 37.7 yards-per-punt...Kicked off four times, registering two touchbacks.

CANADIAN FOOTBALL LEAGUE (2018):

Played in 18 games with the BC Lions...Set CFL career highs in punts (120), punting yards (5,853), gross punting average (48.8), net punting average (38.5) and longest punt (75 yards)...Made 43 field goals on 49 attempts (87.7 pct.) with a career-long 52-yarder and 31 extra points for a career-best 160 points scored...Posted eight games with double-digit points, including five in a six-game span...**vs. Saskatchewan (Aug. 25):** Made all five field goals, tying a single-game career high at the time...Finished with 15 points scored...Punted seven times for 356 yards (50.9 avg.) while registering a 35.0 net average...**vs. Toronto (Oct. 6):** Set single-game career bests with six made field goals and 18 punts...Added seven punts for 322 yards (46.0 avg.) and a 43.1 net average.

CFL (2017): Appeared in 18 games with the BC Lions...Punted 116 times for 5,556 yards (47.9 avg.) with a long of 69 yards and a net average of 34.3 yards-per-punt...Made 39-of-44 field goals (88.6 pct.) while adding 27 extra points for a total of 114 points on the year...**vs. Saskatchewan (Aug. 5):** Set a single-game CFL career high with a gross punting average of 61.3 yards-per-punt (three punts for 184 yards)...Totaled 14 points while making an extra point and four-of-five (80.0 pct.) field goals...**vs. Hamilton (Sept. 22):** Posted a season-high 15 points, doing so by making all five field goals...Punted five times for 241 yards (48.2 avg.) with a 37.6 net average.

COLLEGE: Played four seasons (2011-14) at Alabama-Birmingham, appearing in 48 career games...Converted a school-record 59 field goals on 77 attempts (76.6 pct.) and 159 extra points for 322 points over his college career...Punted five times for 196 yards (39.2 avg.)...As a sophomore, ranked second in Conference-USA to Cairo Santos in field goal accuracy at 82.4 pct. (14-of-17), including a school-record 54-yard field goal at Ohio State...Made 16-of-19 field goals (84.2 pct.) and 24 extra points as a freshman.

PERSONAL: Given name Tyler R. Long...Born in Roswell, Ga. ...Married his wife, Cara, in December 2018...Started the Ty Long foundation in February 2019, with the goal of providing an outlet for special needs children to interact with others through athletic camps...The foundation held its first camp in April 2019 in Birmingham, Ala. ...Earned a degree in industrial distribution from Alabama-Birmingham...**High School:** Named a High School All-American by Kohl's Professional Kicking Camp out of Roswell (Ga.) High...Made a career-long 52-yard game-winning field goal on the final play of the first round of the Class 6-AAAAA state playoffs...Was All-North Fulton Team by the *Atlanta Journal-Constitution*...Averaged 45 yards on 38 punts.

TY LONG NFL STATISTICS

Year	Team	GP	— Gross —				— Opponent —		Net Avg.	In 20	TB	FC	Block
			No.	Yards	Avg.	Lg	Ret	Yards					
2019	Los Angeles Chargers..	16	48	2,256	47.0	60	33	252	40.9	17	2	5	0
2020	Los Angeles Chargers..	16	57	2,669	46.8	63	37	564	34.1	12	3	8	3
NFL Totals.....		32	105	4,925	46.9	63	70	816	37.1	29	5	13	3

Year	Team	— Field Goals —					— PAT —				— Total — Points
		FG	FGA	Pct.	Lg	Blk	XP	XPA	Pct.	Block	
2019	Los Angeles Chargers.....	7	9	77.8	51	0	9	9	100.0	0	30
2020	Los Angeles Chargers.....	0	0	—	0	0	0	0	—	0	0
NFL Totals.....		7	9	77.8	51	0	9	9	100.0	0	30

Year	Team	— 0-19 Yards —			— 20-29 Yards —			— 30-39 Yards —			— 40-49 Yards —			— 50+ Yards —		
		FG	FGA	Pct.	FG	FGA	Pct.	FG	FGA	Pct.	FG	FGA	Pct.	FG	FGA	Pct.
2019	Los Angeles Chargers..	0	0	—	0	0	—	2	3	66.7	4	5	80.0	1	1	100.0
2020	Los Angeles Chargers..	0	0	—	0	0	—	0	0	—	0	0	—	0	0	—
NFL Totals.....		0	0	—	0	0	—	2	3	66.7	4	5	80.0	1	1	100.0

CAREER TRANSACTIONS

- 2015** Signed by Washington Redskins as undrafted free agent, May 7...Waived by Redskins, Aug. 31.
- 2016** Signed by Pittsburgh Steelers to Reserve/Future contract, Jan. 20...Waived by Steelers, May 5.
- 2019** Signed by Los Angeles Chargers to Reserve/Future contract, Jan. 14.
- 2021** Re-signed by Chargers as an exclusive rights free agent, March 17.



COLE MAZZA ⚡ 45

LONG SNAPPER | ALABAMA

6-1 | 247 lbs | BAKERSFIELD, CALIF.

FREE AGENT — 2019

EXPERIENCE: 3RD NFL SEASON

3RD YEAR WITH CHARGERS

CAREER HIGHLIGHTS

- ▶ Perfectly executed all punt, field goal and extra point snaps in 2020 for the second-straight season, adding value in the punt coverage phase with a career-high four tackles.
- ▶ Snapped in all 16 regular-season games with the Chargers in 2019, recording two tackles on special teams.
- ▶ Joined Los Angeles for his first NFL season in 2019 after playing eight games for the Birmingham Iron in the Alliance of American Football during the spring of 2019.

2020: Played in all 16 games, perfectly executing all punt, field goal and extra point snaps...Continued to provide support in protection, while also showing coverage skills by amassing a career-high four total special teams tackles on punt coverage...**at Cincinnati (Sept. 13):** Provided the snap on P Ty Long's career-long 63-yard punt in the third quarter, leading to an eventual L.A. victory...**vs. Kansas City (Sept. 20):** Provided the snap on Badgley's successful fourth-quarter field goal attempt to give the Chargers the lead down the stretch...**vs. Carolina (Sept. 27):** Helped the punt coverage unit as P Ty Long placed two punts inside of the Carolina 20-yard line, a season-best for long...**at Tampa Bay (Oct. 4):** Snapped for K Michael Badgley's season-long 53-yard field goal...**at New Orleans (Oct. 12):** Recorded seven punt snaps against the Saints on *Monday Night Football*, the most in a single game in his career...Added four snaps on the extra point unit, along with a field goal attempt, to log 12 total snaps, which ranked as a season-high...**vs. Denver (Nov. 1):** Provided efficient snaps on all punts, field goals and extra points, while assisting the punt coverage's limitation of the opposing punt returner to a season-low eight yards...**vs. Las Vegas (Nov. 8):** In addition to perfect execution on all punts, as well as field goal and extra point attempts, proved to be an asset on punt coverage, partnering with TE Stephen Anderson and DE Isaac Rochell to corral WR Hunter Renfrow on his second-quarter punt return...Snapped on Badgley's 45-yard field goal to close out the first half, which marked Badgley's longest field goal

at SoFi Stadium...**at Miami (Nov. 15):** Logged first solo tackle of the season, stopping WR Jakeem Grant on a second-quarter punt return...**vs. N.Y. Jets (Nov. 22):** Snapped efficiently on all punts, as well as extra point and field goal attempts...**at Buffalo (Nov. 29):** Recorded his second tackle of the season on punt coverage, partnering with S Jahleel Addae to stop an early return...**vs. New England (Dec. 6):** Continued to be efficient with his snaps and in coverage...**vs. Atlanta (Dec. 13):** Logged his third special teams tackle of the season, a career-high, while helping Ty Long record his second-straight game with a gross punt average of over 50.0 yards-per-punt... Executed the snap for Michael Badgley's 43-yard game-winning field goal as time expired, as well as Badgley's 35-yard try in the second quarter and both successful extra point attempts... **at Las Vegas (Dec. 17):** Partnered with LB B.J. Bello for a tackle on punt coverage, his fourth of the season...**vs. Denver (Dec. 27):** Perfectly executed snaps on four punts, four field goals and an extra point, including the 37-yard game-winning field goal by Michael Badgley with less than one minute remaining in regulation, helping seal the win for the Chargers...**at Kansas City (Jan. 3):** Snapped efficiently on all extra point attempts, while helping in punt coverage as both of Ty Long's punts landed inside of Kansas City's 20-yardline...Helped the Chargers finish the season with four-straight wins.

2019: Handled snapping duties for all 16 games... Part of an operation that resulted in P Ty Long being named AFC Special Teams Player of the Week in Week 1 vs. Indianapolis...Recorded two tackles on special teams...**vs. Indianapolis (Sept. 8):** Snapped on all punts and kicks, helping Ty Long earn AFC Special Teams Player of the Week honors...Part of a unit that made a field goal and all three extra points...**at Detroit (Sept. 15):** Snapped for Ty Long to register 50.5 yards-per-punt and record a 46.3 net average while setting a season best with a 55-yard punt...**vs. Houston (Sept. 22):** Snapped on eight special teams plays, including successful attempts on both field goals and both extra points...Registered the first special teams tackle of his career...**at Miami (Sept. 29):** Handled snapping duties on all kicks, helping the kicking operation convert the three field goal attempts and all three extra point

BEYOND THE BOLT



Mazza participated in the team's annual show distribution with WSS last season. Chargers players, Charger Girls and staff were paired with students from elementary schools in Santa Ana Unified School District. Each student picked out a new pair of shoes as part of the distribution.

Alongside teammates and Charger Girls, Mazza visited with over 100 local veterans at the Long Beach VA hospital in November 2019 leading up to the team's Salute to Service game.

tries...**vs. Denver (Oct. 6):** Played on nine special teams snaps, snapping on all kicks and punts...**vs. Pittsburgh (Oct. 13):** Snapped on eight plays on special teams...**at Tennessee (Oct. 20):** Handled all snapping duties, seeing action on seven special teams plays...**at Chicago (Oct. 27):** Snapped on nine special teams plays...**vs. Green Bay (Nov. 3):** Participated on nine special teams plays, handling snapping duties...**at Oakland (Nov. 7):** Saw action as the snapper on seven plays on special teams...**vs. Kansas City (Estadio Azteca, Nov. 18):** Participated on eight snaps on special teams...**at Denver (Dec. 1):** Handled all snapping duties, appearing on 10 special teams plays...**at Jacksonville (Dec. 8):** Snapped on nine plays and posted a special teams tackle...**vs. Minnesota (Dec. 15):** Appeared on three special teams plays...**vs. Oakland (Dec. 22):** Snapped on nine special teams plays...**at Kansas City (Dec. 29):** Snapped on an operation that made all three extra points.

ALLIANCE OF AMERICAN FOOTBALL (2019): Played in eight games for the Birmingham Iron, snapping for K Nick Novak to convert 13-of-16 field goals (81.3 pct.)...Snapped on an operation that punted 44 times for 2,024 yards (46.0 avg.) and a 39.9 net average while pinning opponents deep 20 times...**vs. Memphis (Feb. 10):** Handled all snapping duties on a unit that made all four field goal attempts while recording a 44.0-yard net punting average...**vs. Atlanta (March 31):** Snapped for Nick Novak to make all three field goals...Part of an operation that punted seven times and averaged 46.0 yards-per-punt (322 yards) while posting a 40.9 net average and four punts inside the 20.

COLLEGE: Played four seasons (2013-16) at Alabama as the primary long snapper...Finished his career perfect on all snaps...Increased the number of flawless snaps each season...Hit on 165 as a senior after being perfect on all 151 opportunities as a junior...As a sophomore, was perfect on all 142 snaps after not having a failed snap in 125 attempts as a freshman.

PERSONAL: Given name Cole Joseph Frank Mazza...Born in Bakersfield, Calif. ...Was a fitness coach at Orangetheory Fitness for two years... Earned a degree in kinesiology from Alabama...**High School:** Ranked as the nation's No. 3 long snapper by ESPN out of Liberty High in Bakersfield, Calif. ...Earned a five-star ranking at the Rubio Long Snapping Camp...Served as the starting center...Lettered three years.

COLE MAZZA NFL GAMES

Year	Team	GP
2019	Los Angeles Chargers	16
2020	Los Angeles Chargers	16
NFL Totals		32

CAREER TRANSACTIONS

2019 Signed by Los Angeles Chargers as free agent, April 9.



JASON MOORE JR. ✨ 11

WIDE RECEIVER | FINDLAY

6-3 | 215 lbs | OBERLIN, OHIO

FREE AGENT — 2019

EXPERIENCE: 2ND NFL SEASON

3RD YEAR WITH CHARGERS

CAREER HIGHLIGHTS

- ▶ In the 2019 home game against Pittsburgh, got behind the defense to haul in a 32-yard pass on the first reception of his career to move the sticks on third-and-seven.
- ▶ Finished his rookie season with two catches for 43 yards (21.5 avg.) and a pair of special teams tackles.

2020: Appeared in two games, being listed a healthy scratch in four contests...Contributed both on offense and on special teams...Waived by the team following Week 5, before signing to the team's practice squad following Week 7 and appearing in the club's Week 8 contest at Denver via standard elevation...**at Tampa Bay (Oct. 4):** Made season debut.

2019: Played in 10 games and was inactive another, catching two passes for 43 yards (21.5 avg.)...Registered two tackles on special teams...**vs. Pittsburgh (Oct. 13):** Made his NFL debut, catching two passes for 43 yards (21.5 avg.)...On the first reception of his career, ran a post-route to get behind defenders and haul in a 32-yarder on a third-and-seven...**at Denver (Dec. 1):** Inactive (healthy scratch)...**at Jacksonville (Dec. 8):** Posted a special teams tackle, seeing action on eight special teams plays and 13 on offense...**vs. Minnesota (Dec. 15):** Saw time on eight offensive

snaps...**vs. Oakland (Dec. 22):** Participated on four plays on offense and eight on special teams...**at Kansas City (Dec. 29):** Played 21 offensive snaps and three on special teams.

COLLEGE: Played four seasons (2015-18) at Findlay, totaling 37 career games played...Recorded 204 receptions for 3,217 yards (15.8 avg.) and 39 TDs...Posted his best season in 2016 when he corralled 71 passes for 15 TDs and a school-record 1,115 yards (15.7 avg.)...Added 980 receiving yards and 14 TDs in 2017...Earned first-team All-Great Midwest Athletic Conference honors in 2017 while adding first-team All-Great Lakes Intercollegiate Athletic Conference recognition in 2016.

PERSONAL: Given name Jason M. Moore Jr. ... Nickname is 'Smooth'...Born in Oberlin, Ohio... Has seven siblings...Played the viola in orchestra for seven years...Volunteered with Win the Day Warriors and Overtime Sports youth camps... Attended a CHLA hospital visit with other rookies, visiting with 75 children in June 2019... Earned a degree in sports & event management with a minor in business administration from Findlay...**High School:** Twice was named Patriot Athletic Conference Defensive Player of the Year at Oberlin (Ohio) High...Played QB, WR, S and CB, earning first-team All-State, All-Conference and All-District honors...Lettered three years in football and four in basketball...Named All-Conference in basketball.

JASON MOORE NFL STATISTICS

Year	Team	GP	GS	— Receiving —					Att	— Rushing —				Scrimmage Yards
				No.	Yds	Avg.	Lg	TD		Yds	Avg.	Lg	TD	
2019	Los Angeles Chargers	10	0	2	43	21.5	32	0	0	0	—	—	0	43
2020	Los Angeles Chargers	2	0	0	0	—	—	0	0	0	—	—	0	0
NFL Totals		10	0	2	43	21.5	32	0	0	0	—	—	0	43

CAREER TRANSACTIONS

- 2019** Signed by Los Angeles Chargers as undrafted free agent, May 10...Waived by Chargers, Aug. 31...Signed by Chargers to practice squad, Sept. 1...Signed to active roster, Oct. 12.
- 2020** Waived by Chargers, Oct. 24...Signed by Chargers to practice squad, Oct. 27...Elevated to active roster, Oct. 31...Reverted to practice squad, Nov. 2.
- 2021** Re-signed by Chargers to Reserve/Future contract, Jan. 4.



KENNETH MURRAY JR. ⚡ 9

LINEBACKER | OKLAHOMA

6-2 | 241 lbs | HOUSTON, TEXAS

DRAFT 1b — 2020

EXPERIENCE: 2ND NFL SEASON

2ND YEAR WITH CHARGERS

CAREER HIGHLIGHTS

- ▶ Earned All-Rookie Team (LB) honors from the Professional Football Writers of America after starting all 16 games and setting the franchise's single-season tackles record by a rookie (107).
- ▶ Finished second among all rookies in the NFL with his 107 total tackles, as his 68 solo tackles also were the second-most among rookies in 2020
- ▶ Recorded a career-high 14 tackles (12 solo) against New England in Week 13, as he also dropped Patriots QB Cam Newton for a loss of four yards to tally his first career sack.

2020: Started all 16 games of his rookie season at the center of the Chargers defense, leading the Bolts with 107 total tackles (68 solo), the most by a rookie in franchise history...Finished second among all rookies in the NFL with his 107 total tackles, as his 68 solo tackles also were the second-most among rookies in 2020...Recorded a career-high 14 tackles (12 solo) against New England in Week 13, as he also dropped Patriots QB Cam Newton for a loss of four yards to tally his first career sack...**Awards:** *Professional Football Writers of America All-Rookie (LB)*...**at Cincinnati (Sept. 13):** In his NFL debut, received the starting nod at LB, a role he would not relinquish...Finished his first NFL game with eight total tackles, including three stops on a critical fourth quarter drive to thwart a Bengals comeback attempt...**vs. Kansas City (Sept. 20):** Logged a then-career-high 10 total tackles (six solo) in an overtime matchup against the reigning Super Bowl Champion Kansas City Chiefs...Recorded his first career pass defended on the final drive of regulation, batting a ball away from WR Tyreek Hill to force the incompletion...**vs. Carolina (Sept. 27):** Amassed five total tackles, including a tackles for loss on an end-around rush by WR Curtis Samuel, as he read what the Panthers offense was attempting to do and stopped Samuel for a loss of two yards on third down...**at Tampa Bay (Oct. 4):** Matched his career-high with 10 total tackles (six solo)...On the Buccaneers' second offensive drive of the game, recorded three solo stops in that series alone, before QB Tom Brady threw an interception to CB Michael Davis, in which Davis returned the takeaway 78

HONORS AND AWARDS

2020: *Professional Football Writers of America All-Rookie (LB)*

yards for a TD...On the INT return TD, set blocks to help Davis find the endzone...**at New Orleans (Oct. 12):** In his Monday Night Football debut, secured five total tackles and assisted in pass coverage, recording his second pass defended of the season...On a second quarter third-and-one, shot the gap and dropped RB Michael Burton at the line of scrimmage, with the assistance of CB Casey Hayward, to end the Saints drive and force a punt...**vs. Jacksonville (Oct. 25):** Recorded five total tackles for the second consecutive week, while also notching his third pass defended of the season...While assisting in pass coverage, the Chargers' defensive unit held the Jaguars to negative-five (-5) net passing yards in the first quarter, the fourth-fewest by a Chargers defense in the first quarter of any game in team history...**at Denver (Nov. 1):** Recorded three solo tackles (four total) for the Bolts defense...On a third-and-11 in the second quarter, QB Drew Lock hit RB Melvin Gordon on a pass out of the backfield, only to be stopped and dropped by Murray Jr. to force a Broncos punt...Helped lead a defensive group that held the Broncos just two rushing yards in the first half - the best showing of that nature by the Chargers defense since 2000...**vs. Las Vegas (Nov. 8):** Logged four total tackles (two solo) for the second consecutive week...**at Miami (Nov. 15):** Talled four total tackles for the third week in a row, continuing to provide support in the run game and in pass coverage...**vs. N.Y. Jets (Nov. 22):** Amassed seven total tackles to help the Chargers defense limit the Jets, securing the team's third win of the season...Combined with CB Michael Davis to rush up the middle and drop RB Frank Gore for a loss of one yard, forcing the Jets into a third-and-long, leading to an eventual punt...Member of a defensive unit that held the Jets to zero net passing yards in the first quarter, not allowing an opposing offense to have any positive net passing yards in the opening quarter for the second time this season...**at Buffalo (Nov. 29):** Talled five total tackles (four solo) on the day...Made his biggest contribution in the fourth quarter as he held up RB Devin Singletary for LB Nick Vigil to come in and punch the ball out, forcing a fumble and eventual Chargers fumble

recovery and takeaway...The takeaway was the first of three in the fourth quarter for Los Angeles' defense...Helped shore up the back end in pass coverage, and provide pressure on blitzing downs, to help free up DE Joey Bosa and help Bosa total 3.0 sacks on the day...**vs. New England (Dec. 6):** Led the Chargers with a career-high 14 total tackles (12 solo)...Recorded the first sack of his career, dropping Cam Newton for a loss of four yards in the second quarter...Two of his 14 total tackles resulted in a loss of yardage for New England, marking a career and season best mark of two tackles for loss...Also brought down Newton on a designed rush by the Patriots QB, resulting in his second tackle for loss of the day...**vs. Atlanta (Dec. 13):** Recorded seven tackles (four solo) to lead the defense...Continued to support the unit in pass coverage, as the Chargers defense recorded three second-half INTs, the most in a single game for the unit since 2017...**at Las Vegas (Dec. 17):** Notched eight total tackles (six solo) on Thursday Night Football, helping the Bolts defeat the division-rival Raiders...Accumulated two tackles on Las Vegas' overtime drive, helping to hold the Raiders to a field goal and give the Chargers offense an opportunity to win...**vs. Denver (Dec. 27):** Amassed nine total tackles (seven solo), three of which came on Denver's opening possession, which ended in a Los Angeles takeaway...**at Kansas City (Jan. 3):** In the season finale, provided help in pass defense and collected three total tackles, as the defense held the Chiefs to a season-low 268 net yards offensively and helped the Chargers finish close out the regular season on a four-game win streak.

COLLEGE: Played three seasons at Oklahoma (2017-19), earning all-conference recognition following each of his three years with the Sooners...Earned first-team All-Big 12 recognition from AP and the conference coaches as a junior in 2019 and second-team as a sophomore in 2018...Was named a semifinalist in 2019 for the Bednarik and Butkus awards...

Recognized in 2019 as a second-team All-American by the American Football Coaches Association and third-team by AP...Finished his career tied for 11th in career tackles (335) and No. 8 among linebackers in sacks (9.5) in school history...Registered a team-high 155 tackles as a sophomore, the most by a Sooner since 2007...Earned Freshman All-America honors from the Football Writers of America and USA Today...Became the first true freshman to start a season opener at ILB for Oklahoma since 1975...Earned Big 12 Defensive Player of the Week in a win over No. 11 Texas after posting five tackles, two tackles for loss and a sack in 2019...Finished his collegiate career with seven tackles and a tackle for loss against No. 1 Louisiana State in the College Football Playoff Semifinal at the Peach Bowl...In 2018, registered 15 tackles against Alabama in the College Football Playoff Semifinal at the Orange Bowl...In 2017, became the first true freshman to start a season opener at ILB for the Sooners since 1975...**High School:** Ranked as the No. 34 player in Texas by Rivals out of Elkins High in Missouri City, Texas...Recorded 104 tackles, four sacks, six passes defended and a forced fumble as a senior...Lettered in football and track & field...Ran the 100-meter dash, the 4x100-meter relay and the 4x200-meter relay.

PERSONAL: Given name Kenneth Rogers Murray Jr. ...Born in Houston, Texas...His family adopted three special needs children when he was 10 years old, and he has used his love for them and his family to motivate his success on the gridiron...In the summer of 2019, he performed CPR to revive an unresponsive woman on a street corner in Norman, Okla. ...Has been active in visiting children in hospitals during the holidays...Earned a degree in communications from Oklahoma.

KENNETH MURRAY JR. NFL STATISTICS

Year	Team	GP	GS	— Tackles —					— Interceptions —					— Fumbles —			
				Total	Solo	Asst	Sacks	Yds	TFL	No.	Yds	Lg	TD	PD	FF	FR	Yds
2020	Los Angeles Chargers	16	16	107	68	39	1.0	4	5	0	0	—	0	3	0	0	0
NFL Totals		16	16	107	68	39	1.0	4	5	0	0	—	0	3	0	0	0

CAREER TRANSACTIONS

2020 Selected by Los Angeles Chargers in the first round (23rd overall) of NFL Draft, April 23 (pick acquired from New England Patriots for Chargers' second and third-round selections)...Signed rookie contract, July 30.



GABE NABERS ⚡ 40

FULLBACK | FLORIDA STATE

6-3 | 235 lbs | HAHIRA, GA.

FREE AGENT — 2020

EXPERIENCE: 2ND NFL SEASON

2ND YEAR WITH CHARGERS

CAREER HIGHLIGHTS

- ▶ *After appearing in all 16 games in 2020, became the first Chargers undrafted rookie to see action in all 16 regular season games since 2017 (RB Austin Ekeler).*

2020: Appeared in all 16 games for the Chargers, becoming the first undrafted rookie to play in all 16 games for the club since RB Austin Ekeler in 2017...Logged five starts at the FB position in his rookie campaign...Finished the season with five special tams stops, along with 32 yards from scrimmage on seven total touches (4.6 avg.) for the offense...Spent the first two weeks of the season on the team's practice squad, being elevated to the gameday active roster twice, before being signed to the L.A.'s 53-man roster prior to Week 3...Made his first start in Week 2 vs. Kansas City...**at Cincinnati (Sept. 13):** Logged six snaps on offense, while contributing on special teams...**vs. Kansas City (Sept. 20):** Made first career start (FB), seeing action on more than 50 percent of the team's special teams snaps...**vs. Carolina (Sept. 27):** Contributed on three offensive snaps, while seeing action on 17 special teams plays - the second-most by a Charger on the day...**at Tampa Bay (Oct. 4):** Logged first career rush (four yards) and first career reception (five yards), both coming in the first half...The four-yard carry up the middle on first down closed out the first quarter, then led to an eventual Chargers touchdown...His five-yard reception to the boundary on second-and-nine led to a Chargers third-and-four, which the Bolts converted, and an eventual touchdown...Also logged first career NFL tackle, making the stop on kickoff...**at New Orleans (Oct. 12):** Saw action on 13 offensive snaps and 18 special teams plays, primarily serving as a blocking back for QB Justin Herbert, as Herbert set the *Monday Night Football* rookie passing TD record...**vs. Jacksonville (Oct. 25):** Corralled WR Dede Westbrook on a Jaguars punt return to notch his second career tackle...Played on 73 percent of the team's special teams snaps...Appeared on 14 offensive plays, making his third career start at FB...**at Denver (Nov. 1):** On first-and-goal from the Denver two-yard line, settled into a soft spot in the back of the endzone to record his first

career TD reception...On the receiving end of Herbert's 14th TD pass of the season, became the eight different Chargers pass-catcher to log a receiving TD from Herbert this season...**vs. Las Vegas (Nov. 8):** Saw one offensive snap, which turned into a receiving TD...On first-and-goal from the 4-yard line, caught a screen near the boundary and walked into the endzone for his second career receiving TD...Contributed on special teams, as an asset on kickoff return, along with punt and kickoff coverage...**at Miami (Nov. 15):** Caught one pass for nine yards, his fourth catch of the season, while also contributing in the run game and on special teams...On RB Kalen Ballage's first-down run in the third quarter, motioned to the right side of the line and kicked out the Dolphins end, sealing the edge, as Ballage followed his block and ran for a first down...**vs. N.Y. Jets (Nov. 22):** Tallied his fourth special teams tackle of the season, helping the kickoff team's coverage unit...**at Buffalo (Nov. 29):** Logged seven offensive snaps while continuing to contribute on special teams...**vs. New England (Dec. 6):** Logged fourth start of the season, contributing in a blocking role on offense, while also aiding the special teams units...**vs. Atlanta (Dec. 13):** In his fifth start of the season, logged a carry on third-and-one late in the second quarter to give the Bolts offense a fresh set of downs, tallying three yards on the touch...Continued to contribute on special teams, helping pave the way for S Nasir Adderley's 76-yard kickoff return in the second quarter...**at Las Vegas (Dec. 17):** Recorded a Justin Herbert lost fumble, keeping possession with the Chargers offense...Contributed as a blocking back in the run game, as well as on special teams, in L.A.'s win over the division-rival Raiders on *Thursday Night Football*...**vs. Denver (Dec. 17):** Partnered with Nick Vigil to stop a punt return attempt, taking his season total to five total special teams stops on the season...at Kansas City (Jan. 3): Caught a first-down pass out of the backfield from Justin Herbert late in the third quarter, as the drive was capped by a WR Mike Williams 48-yard receiving TD...Continued to contribute on special teams as the Chargers finished the regular season on a four-game win streak, including three in-a-row against AFC West Division foes.

COLLEGE: Played four seasons (2016-19) at Florida State, appearing in 41 career games with five starts...Finished his Seminole career with 19 receptions for 269 yards (14.2 avg.) and three touchdowns...Saw his most productive year as a senior, posting 221 receiving yards and two touchdowns on 15 catches (14.7 avg.)...Had a five-yard TD catch in the 2019 season opener... Caught his first catch and a TD in 2017 against Delaware State.

PERSONAL: Given name Gabriel Eugene Nabers Jr. ...Born in Las Vegas, Nev. ...Played high school football with Colts CB Kenny Moore II... Mother, Elise Pierce, is retired from the Air Force after more than 20 years of service...Worked as part of Florida State alumni communications for a summer in college...Is a graffiti artist and has done pieces for private purchase, including in gymnasiums and basketball courts...Played the piano and the snare drum in his youth...Earned a degree in sports management from Florida State...**High School:** Named the 2015 Georgia 1-6A Utility Player of the Year at Lowndes High in Valdosta, Ga. ...Also earned honorable mention All-State from the Georgia Sports Writers Association as a senior...Helped lead the Vikings in 2015 to the state playoffs...Played WR, TE, FB, DE and LB while also playing QB as a freshman...Lettered in football and track & field.

GABE NABERS NFL STATISTICS

Year	Team	GP	GS	Att	– Rushing –				No.	– Receiving –				Scrimmage Yards
					Yds	Avg.	Lg	TD		Yds	Avg.	Lg	TD	
2020	Los Angeles Chargers	16	5	2	7	3.5	4	0	5	25	5.0	9	2	32
NFL Totals		16	5	2	7	3.5	4	0	5	25	5.0	9	2	32

CAREER TRANSACTIONS

2020 Selected by Los Angeles Chargers in the first round (23rd overall) of NFL Draft, April 23 (pick acquired from New England Patriots for Chargers' second and third-round selections)...Signed rookie contract, July 30.



STORM NORTON ⚡ 74

TACKLE | TOLEDO

6-7 | 317 lbs | TOLEDO, OHIO

FREE AGENT — 2020

EXPERIENCE: 2ND NFL SEASON

2ND YEAR WITH CHARGERS

2020: Appeared in each of the Chargers' final five games, logging three starts, as the Bolts won each of their final four games to close out the season...Appeared in six total games in 2020 for Los Angeles...Appeared in Week 5 at New Orleans on *Monday Night Football*, marking his first game action as a member of the Chargers...Inactive for the first four weeks of the season, then again from Week 7 to Week 12...Week 13 marked his first career NFL start...**at Cincinnati (Sept. 13):** Inactive...**at New Orleans (Oct. 12):** Logged five snaps at RT for the Bolts' offensive unit...**vs. Jacksonville (Oct. 25):** Inactive...**vs. New England (Dec. 6):** Recorded his first career NFL start...Started at LT for the Chargers offense...**vs. Atlanta (Dec. 13):** After T Bryan Bulaga suffered an injury, entered the game and played the remaining 70 offense snaps at RT for the Bolts... **at Las Vegas (Dec. 17):** Started at RT, his second start of the season, helping the Bolts offense register a come-from-behind victory on *Thursday Night Football* against the AFC West Division-rival Raiders...Helped protect QB Justin Herbert as the rookie tied the NFL record for most passing TDs in a season (28)...**vs. Denver (Dec. 27):** Did not start, but appeared in relief at RT following an injury to Bulaga...Protected for Justin Herbert as the rookie signal-caller became just the fourth rookie QB in the Super Bowl era (since 1967) to produce game-winning drives in three-consecutives...**at Kansas City (Jan. 3):** Started at LT in the season finale, helping guide an offense that produced over 400 net yards and 35 points, as Justin Herbert accounted for four total TDs to set the record for most total TDs by a rookie (36)...Contributed to the jumpstart of the unit's run game as the Bolts rushed for 135 yards, the most by the group since Week 8 (at Denver)...Helped Herbert become the first rookie QB to defeat the Chiefs at Arrowhead Stadium since 2012.

XFL (2020): Started all five games at LT for the Los Angeles Wildcats after the team made him the No. 1 overall selection in phase two of the 2020 XFL Draft...Elected as a team captain in a vote among teammates...Blocked on a line for the league's No. 2 scoring offense and passing offense, and for QB Josh Johnson to lead the league with a 106.3 passer rating...Johnson was the only XFL QB with over 1,000 passing yards to be sacked five or fewer times...Was the highest-rated XFL OL by Pro Football Focus...**vs. DC (Feb. 23):** Paved the way for a rushing attack that had three TDs while Josh Johnson completed 72 percent of his passes (18-of-25) for 278 yards and three TDs (148.0 rating)...**vs. Tampa Bay (March 8):** Protected Josh Johnson to throw for 288 yards and four TDs with one INT on 20-of-36 passing (55.6 pct.) for a 107.2 passer rating.

2018: Appeared in one game, making his NFL debut and spent the rest of the season on Minnesota's practice squad...**vs. New Orleans (Oct. 28):** Participated on special teams, protecting on a pair of made extra point attempts.

2017: Was inactive one game for Detroit...Spent the majority season on the practice squads of the Detroit Lions and Arizona Cardinals...**vs. Arizona (Sept. 10):** Inactive (healthy scratch).

COLLEGE: Played four seasons (2013-16) at Toledo, redshirting in 2012...Participated in 46 career games with 28 starts...Earned first-team All-Mid American Conference honors at LT in 2015 and was named to *The Associated Press* All-Bowl team...As a junior, paved the way for the No. 1 rushing attack in the MAC, averaging 207.9 yards-per-game.

CAREER TRANSACTIONS

- 2017** Signed by Detroit Lions as undrafted free agent, May 12...Waived by Lions, Sept. 2...Signed by Lions to practice squad, Sept. 3...Signed to active roster, Sept. 9...Waived by Lions, Sept. 11...Signed by Lions to practice squad, Sept. 13...Released by Lions from practice squad, Sept. 25...Signed by Lions to practice squad, Oct. 26...Released by Lions from practice squad, Oct. 31...Signed by Arizona Cardinals to practice squad, Nov. 6...Released by Cardinals from practice squad, Nov. 30...Signed by Minnesota Vikings to practice squad, Dec. 12.
- 2018** Released by Vikings from practice squad, Jan. 16...Signed by Vikings to Reserve/Future contract, Jan. 29...Waived by Vikings, Sept. 1...Signed by Vikings to practice squad, Sept. 2...Signed to active roster, Oct. 27...Waived by Vikings, Nov. 3...Signed by Vikings to practice squad, Nov. 6.
- 2019** Re-signed by Vikings to Reserve/Future contract, Jan. 2...Waived by Vikings, Aug. 31.
- 2020** Signed by Los Angeles Chargers as free agent, April 14.

PERSONAL: Given name Storm Willis Norton... Born in Toledo, Ohio...Married to Breanna...The couple has a three-year old son, Ryker...Brother, Beau, walked on at Toledo...Pittsburgh Steelers DE Chris Wormley was a high school teammate... Grandfather, Troy, served in the Navy...Enjoys golfing in his leisure...Earned a degree in criminal justice from Toledo...**High School:** Named first-team All-Toledo *Blade* and was the district's Lineman of the Year as a senior at Whitmer High in Toledo, Ohio...Recognized as first-team All-State, All-District and All-Conference during his final prep season in 2011...As a junior, was named second-team All-District and All-Conference... Lettered in football, basketball and track & field.

STORM NORTON NFL GAMES

Year	Team	GP	GS
2018	Minnesota	1	0
2020	Los Angeles Chargers	6	3
NFL Totals		7	3



UCHENNA NWOSU ⚡ 42

OUTSIDE LINEBACKER | SOUTHERN CALIFORNIA

6-2 | 251 lbs | CARSON, CALIF.

DRAFT 2 — 2018

EXPERIENCE: 4TH NFL SEASON

4TH YEAR WITH CHARGERS

CAREER HIGHLIGHTS

- ▶ Secured a career-high 4.5 sacks last season, matching a single-season career-best mark with five tackles for loss, along with two passes defended.
- ▶ Registered 11 quarterback hits in 2020, the most in his three seasons with the Bolts.
- ▶ Over the course of three seasons, has appeared in all 45 possible regular-season contests, recording 75 tackles (50 solo), 10 sacks and 13 tackles for loss, a forced fumble and four passes defended while contributing 17 tackles on special teams.
- ▶ Set then-single-season career-highs in 2019 in tackles (44), solo stops (26) and tackles for loss (five) while forcing the first fumble of his career in the regular season.
- ▶ As a rookie, played all 16 games with three starts at OLB and recorded 28 tackles (16 solo), 3.5 sacks, 3.5 TFLs and a pass defended while adding 11 special teams tackles.
- ▶ In the 2018 postseason, registered five tackles (four solo), a tackle for loss, three tackles on special teams and an 18-yard strip-sack to seal the AFC Wild Card win.
- ▶ The postseason sack passed LB Shaun Phillips (0.5 sacks in 2004 postseason) for the most by a rookie in Chargers history.

2020: Played in 13 games (four starts) for the Bolts after transitioning from LB to DE...Suffered an injury in Week 11, forcing an inactive status for Week 12, before again suffering an injury in Week 15, then was subsequently placed on Reserve/Injured for the duration of the season... Collected a career-high 4.5 sacks (-26 yards) to rank second on the team in the QB sack category...Tied a career-best mark with five tackles for loss, adding two passes defended... In pass rush, knocked down the opposing QB 11 times, the most in his three seasons with the Chargers...Provided assistance on special teams, actively contributing on punt and kickoff coverage...**at Cincinnati (Sept. 13):** Recorded a sack of QB Joe Burrow and tallied four total tackles in the season opener...Combined with DT Jerry Tillery to stop RB Joe Mixon for a gain of zero yards in the opening quarter, forcing a three-and-out...Nwosu's sack of Burrow (-3

HONORS AND AWARDS

2019: *Walter Payton Man of the Year Nominee*

yards) came on Cincinnati's opening possession of the second quarter, leading to a Bengals punt...Logged two tackles on Cincinnati's final offensive drive to close out the Bolts win...**vs. Kansas City (Sept. 20):** Knocked down Chiefs QB Patrick Mahomes twice, forcing errant throws and incompletions, in L.A.'s home opener and the franchise's first game at SoFi Stadium...**vs. Carolina (Sept. 27):** Logged first start of the season, and first career start at DE, finishing the day with two total tackles...Also added assistance on special teams, logging first special teams tackles of the seasons corralling WR/PR Pharoah Cooper on punt coverage in the first quarter...**at Tampa Bay (Oct. 4):** Helped the defense in pass coverage by recorded a career-high two passes defended...Batted down a goal line pass intended for RB Ronald Jones early in the first quarter, preventing a would-be TD per a completion...On a third-and-long, dropped into coverage and batted down a pass intended for Pro Bowl WR Mike Evans, forcing a punt...**at New Orleans (Oct. 12):** Recorded his second sack of the season, taking down Saints QB Drew Brees for a loss of seven yards on second down, forcing a third-and-long and an eventual punt... Provided assistance on punt coverage, recording a tackle in the third quarter that forced New Orleans to start the ensuing drive inside of their own 30-yard line...**vs. Jacksonville (Oct. 25):** Recorded a career-high 1.5 sacks, getting to QB Gardner Minshew II on two separate occasions, leading the Chargers to their first win at SoFi Stadium...On Jacksonville's second offensive drive of the game, Nwosu has tackles on each of the drive's first two plays, before claiming the defensive series and stop by partnering with DE Joey Bosa to secure a sack of Minshew on third down, forcing a Jaguars punt...On third-and-two in the second quarter, corralled a scrambling Minshew for a solo sack...Also added a special teams stop on punt coverage, his third special teams tackle of the season - the most in a single season since his rookie campaign in 2018...**at Miami (Nov. 15):** Started the game, due to the defense coming out in their goal line personnel package...Finished the game with a solo tackle, which came on a Dolphins run play on a second-and-four, leading to an eventual three-and-out

for the Bolts defense...On a third-and-one in the first quarter, Nwosu forced QB Tua Tagovailoa to throw the ball away due to his pressure, forcing the Dolphins into a fourth-down situation...Logged 18 special teams snaps, which tied for the third-most by any Chargers player in Week 10...**vs. N.Y. Jets (Nov. 22):** Talled one solo stop before leaving the game due to injury in the second quarter...By forcing pressure on QB Joe Flacco early in the game, helped the defense hold the Jets to zero net passing yards in the first quarter, not allowing an opposing offense to have any positive net passing yards in the opening quarter for the second time this season...**at Buffalo (Nov. 29):** Inactive...**vs. New England (Dec. 6):** Returned to the lineup and recorded four total tackles for the Chargers defense...On third-and-19, corralled QB Cam Newton for a short gain of one yard...Continued to contribute on special teams, as well...**vs. Atlanta (Dec. 13):** Dropped QB Matt Ryan on a third-and-10 in the redzone for a loss of eight yards, preventing a try for endzone and forcing Atlanta to settle for a field goal in the second quarter...The sack took his season total to 4.5, a career-best for a single season and the second-most on the team...Also added another QB hit on Ryan, his 10th of the season, which is tied for also the second-most by a Charger this season...**at Las Vegas (Dec. 17):** Talled a season-best five total tackles (three solo) in the Chargers' overtime win over the division-rival Raiders...Recorded three tackles alone in the second quarter for the Bolts defense...Early in the third quarter, corralled RB Josh Jacobs, dropping Jacobs for a loss of one yard on third-and-one and forced a fourth-and-two for the Las Vegas offense...Sustained an injury early in the fourth quarter and did not return.

2019: Played 16 games with three starts at DE...Posted 44 tackles (26 solo), two sacks, five tackles for loss, a pass defended and forced a fumble...Added four tackles on special teams...**Awards:** Chargers Walter Payton Man of the Year...**vs. Indianapolis (Sept. 8):** Recorded two tackles (one solo) while seeing time on 14 defensive plays and 20 on special teams...**at Detroit (Sept. 15):** Totaled six tackles (five solo)...Registered a special teams tackle...**vs. Houston (Sept. 22):** Contributed on 17 defensive plays and a game-high 23 on special teams...Forced QB Deshaun Watson to step up in the pocket into a sack by NT Brandon Mebane...**at Miami (Sept. 29):** Recorded five tackles (three solo)...Slowed down WR Jakeem Grant in the second half in the backfield on a jet-sweep before S Rayshawn Jenkins corralled Grant for a two-yard loss...**vs. Denver (Oct. 6):** Started at DE, recording nine tackles (six solo)...Had a 10-yard strip-sack and two tackles for loss...On one of the tackles for loss, shed the block of G/T Elijah Wilkinson to drop RB Phillip Lindsay for a two-yard loss...Later in the first half, powered by T Garrett Bolles and extended his hand to knock the ball out of the hand of QB Joe Flacco...**vs. Pittsburgh (Oct. 13):** Posted six tackles (three solo) after opening the game at DE...**at Tennessee (Oct. 20):** Started at DE for the third-straight week, totaling six tackles (five solo)...Posted two tackles for loss

and had a pass defended...In the third quarter, beat the block of TE Jonnu Smith to hit QB Ryan Tannehill as he throws, causing the ball to float and be picked off in a diving effort by S Roderic Teamer...**at Chicago (Oct. 27):** Posted a solo tackle...**vs. Green Bay (Nov. 3):** Assisted on a defensive stop and posted a special teams tackle, seeing time on nine special teams snaps and 18 on defense...**at Oakland (Nov. 7):** Recorded two tackles (one solo), including an eight-yard sack, and a tackle on special teams...Ran a stunt with DE Isaac Rochell in the fourth quarter before overpowering G Gabe Jackson to sack QB Derek Carr for an eight-yard loss...**vs. Kansas City (Estadio Azteca, Nov. 18):** Participated on 10 defensive snaps and 21 on special teams...**at Denver (Dec. 1):** Played a pair of snaps on defense and 25 on special teams...**at Jacksonville (Dec. 8):** Recorded a special teams tackle...**vs. Minnesota (Dec. 15):** Assisted on four tackles...**vs. Oakland (Dec. 22):** Played a team-high 23 special teams snaps and 19 on defense, assisting on a defensive tackle...**at Kansas City (Dec. 29):** Had a solo tackle while participating on 17 defensive snaps and 19 plays on special teams.

2018: Appeared in all 16 games with three starts at OLB...Registered 28 tackles (16 solo), 2.5 sacks and 2.5 tackles for loss...Broke up a pass...Posted 11 tackles on special teams...Appeared in both postseason games...Recorded five tackles (four solo), a tackle for loss, an 18-yard strip-sack to seal the AFC Wild Card win and three special teams tackles...Passed LB Shaun Phillips (0.5 sacks in 2004 postseason) for the most postseason sacks by a rookie in team history...**vs. Kansas City (Sept. 9):** Made his NFL debut...Appeared on two plays on defense...Tied with S Rayshawn Jenkins for a team-high 26 snaps on special teams...Recorded a special teams tackle...**at Buffalo (Sept. 16):** Posted the first sack of his career, a three-yard takedown on third down to force a three-and-out on Buffalo's opening series...Finished with three tackles (two solo), the sack and a tackle for loss...**at Los Angeles Rams (Sept. 23):** Led the two with two tackles on special teams...**vs. San Francisco (Sept. 30):** Posted a team-high two special teams tackles for the second-straight week...**vs. Oakland (Oct. 7):** Saw time on defense on six snaps and contributed on 18 special teams plays...Posted a special teams tackle...**at Cleveland (Oct. 14):** Finished with two special teams tackles and a solo stop on defense...**vs. Tennessee (Wembley Stadium, Oct. 21):** Recorded a solo tackle for a loss...**at Seattle (Nov. 4):** Assisted on three tackles and registered a tackle on special teams...In the third quarter, utilized a bull rush on T Duane Brown to force QB Russell Wilson to step up into the pocket into a sack by DE Isaac Rochell...**at Oakland (Nov. 11):** Finished with two tackles (one solo) and a half-sack...Split the sack with DT Justin Jones in the fourth quarter...On the play, ran a stunt with DT Darius Philon to meet Jones in the backfield and bring down QB Derek Carr for a seven-yard loss...**vs. Denver (Nov. 18):** Made the first start of his career at OLB, finishing with a career-high five tackles (four solo)...Forced a throwaway by QB Case Keenum, nearly getting the sack after

beating the block of FB Andy Janovich...**vs. Arizona (Nov. 25):** Started at OLB and played 21 defensive snaps...Posted two tackles (one solo) and a pass defended...Broke up the pass in the first quarter, knocking away a would-be TD in the front left corner of the end zone while in coverage of FB Derrick Coleman...Recorded a special teams tackle while playing five snaps on special teams...**at Pittsburgh (Dec. 2):** Opened the game at OLB, registering three tackles (one solo)...**vs. Cincinnati (Dec. 9):** Posted two tackles (one solo) and a sack...Registered the sack on the game's final drive, speeding past T Bobby Hart to bring down QB Jeff Driskel for a nine-yard loss...**at Kansas City (Dec. 13):** Recorded a tackle on special teams...**vs. Baltimore (Dec. 22):** Registered four tackles (two solo) and a sack...On the sack, shed the block of T Orlando Brown Jr., bringing down QB Lamar Jackson...**at Denver (Dec. 30):** Recorded two solo tackles...**at Baltimore (AFC Wild Card, Jan. 6):** Part of a defense that set team postseason records for the fewest single-game net yards allowed (229), including a record 69 in the first half, which was the fewest allowed in a postseason game since the 2006 AFC Wild Card...Contributed on a pass rush that tied a team postseason record with seven sacks on the day...Sealed the game with an 18-yard strip-sack of Lamar Jackson, speeding past T Orlando Brown Jr., before reaching out and knocking the ball free with less than 30 seconds remaining...Totaled two solo tackles and added two tackles on special teams...Played 16 snaps on defense and 20 on special teams in the first postseason action of his career...**at New England (AFC Divisional, Jan. 13):** Appeared on 28 plays on defense and a team-high 27 special teams snaps...Recorded three tackles (two solo), a tackle for loss and a special teams tackle.

COLLEGE: Played four seasons (2014-17) at Southern California, playing 52 career games with 28 starts...Recorded 168 tackles, 20.5 tackles for loss, 12.5 sacks, 20 passes defended, an INT, a forced fumble and a recovery...Named first-team All-Pacific-12 by *The Associated Press* and the Pac-12 coaches before being invited to the Reese's Senior Bowl after his senior campaign...Also recognized as a first-team All-American by Sports On Earth...In 2017 as a senior, started all 14 games while posting career highs with 75 tackles, 11.5 tackles for loss and 9.5 sacks...Added 14 passes defended, an INT and a fumble recovery... With 13 deflections, set the most in a single season by a Trojan since 2003...Earned Pac-12 Defensive Player of the Week honors from CollegeSportsMadness.com as a senior with eight tackles, three sacks and a pass defended at Arizona State...Named Southern California's Co-Most Valuable player and Co-Lifter of the Year as a senior...As a junior, named the team's John McKay Award winner, which is given annually to the Trojan underclassman with the most competitive spirit.

PERSONAL: Given name Anon Uchenna Nwosu Jr. ...Name is pronounced uh-non oo-CHEN-uh noo-WOE-sue...Born in Los Angeles, Calif. ... Family friends with former All-Pro CB Nnamdi Asomugha...Of Nigerian descent...Was high school teammates with Arizona Cardinals LB Keishawn Bierria...Active in personal and team community initiatives, earning recognition for his efforts on and off the field in the 2019 season from the Los Angeles Sports Council as the Mayor's Community Athlete of the Year...Earned a degree in political science from Southern California...**High School:** Played at Narbonne High in Harbor City, Calif., earning PrepStar All-West and first-team All-L.A. City Division I honors...Named first-team All-South Bay by the *South Bay Daily Breeze* and first-team All-Marine League as a senior in 2013...Closed out his senior campaign with 121 tackles, three INTs, 12 passes defended, a forced fumble and a recovery... Lettered three years in football and four in basketball, becoming a starter on the basketball team as a sophomore.

UCHENNA NWOSU NFL STATISTICS

		— Tackles —							— Interceptions —					— Fumbles —			
Year	Team	GP	GS	Total	Solo	Asst	Sacks	Yds	TFL	No.	Yds	Lg	TD	PD	FF	FR	Yds
2018	Los Angeles Chargers	16	3	18	12	6	3.5	15.5	3	0	0	—	0	1	0	0	0
2019	Los Angeles Chargers	16	3	27	21	6	2.0	18	5	0	0	—	0	1	1	0	0
2020	Los Angeles Chargers	13	4	30	17	13	4.5	26.0	5	0	0	—	0	2	0	0	0
NFL Totals		45	10	75	50	25	10.0	59.5	13	0	0	—	0	4	1	0	0
		— Tackles —							— Interceptions —					— Fumbles —			
Year	Team	GP	GS	Total	Solo	Asst	Sacks	Yds	TFL	No.	Yds	Lg	TD	PD	FF	FR	Yds
2018	Los Angeles Chargers	2	0	5	4	1	1.0	18	1	0	0	—	0	0	1	0	0
Postseason Totals		2	0	5	4	1	1.0	18	1	0	0	—	0	0	1	0	0

CAREER TRANSACTIONS

2018 Selected by Los Angeles Chargers in the second round (48th overall) of NFL Draft, April 27...Signed rookie contract, May 11.



DONALD PARHAM JR. ⚡ 89

TIGHT END | STETSON

6-8 | 237 lbs | LAKELAND, FLA.

FREE AGENT — 2020

EXPERIENCE: 2ND NFL SEASON

2ND YEAR WITH CHARGERS

CAREER HIGHLIGHTS

- ▶ *With each of his first two career receptions going for touchdowns, became the first Chargers player since 1978 to register scores on each of his first two career catches.*
- ▶ *In his first season with the Chargers, appeared in 13 games, starting five, and recorded 10 catches for 159 yards (15.9 avg.) and three touchdowns as three of his first four career receptions found the end zone.*

2020: In his first NFL season, appeared in 13 games and receiving five starting nods as an extra TE...Caught 10 passes for 159 yards (15.9 avg.) and three receiving scores, as three of his first four career receptions went for TDs... Became the first Chargers player since 1978 to record TDs on each of his first two career receptions...His two receiving TDs in the month of October helped QB Justin Herbert secure NFL Rookie of the Month acknowledgement... Recorded the first multi-catch game of his career in Week 13 vs. New England...**at Cincinnati (Sept. 13):** Inactive...**at Tampa Bay (Oct. 4):** Made NFL debut, recording a receiving TD on his first career reception...Partnered with WR Tyrion Johnson, who also recorded a receiving TD on his first career catch, the pair became just the third set of teammates in the last 40 years to do so... Both players also entered the league undrafted, as the pair were the only set of undrafted teammates to each record a receiving TD on their first career receptions in the same game... **at New Orleans (Oct. 12):** Recorded one target, seeing action on seven offensive snaps...Also contributed on special teams...**vs. Jacksonville (Oct. 25):** Secured his second career receiving TD on his second career reception, becoming the first Charger since 1978 to log a receiving TD on each of his first two career receptions... **at Denver (Nov. 1):** Made first career start as the unit's second tight end, seeing action on 10 offensive snaps, primarily in a blocking role... **vs. Las Vegas (Nov. 8):** Received three pass targets in the game...Provided assistance on special teams, providing protection on the field goal unit...**at Miami (Nov. 15):** Started his second career game, recording one catch for 13 yards...On second-and-10 in the fourth quarter from Miami's 26-yard line, found a gap in the

coverage, settled and secured a completion of 13 yards, leading to WR Keenan Allen's TD three plays later...Totaled 14 offensive snaps, while also contributing on special teams...**vs. N.Y. Jets (Nov. 22):** Started his third game of the season as the offensive unit's extra tight end...Finished the day with six offensive snaps, contributing primarily in the run game...**at Buffalo (Nov. 29):** Saw one target late in the first quarter while continuing to contribute primarily on special teams...**vs. New England (Dec. 6):** Recorded a career-high two receptions, taking the two catches for 21 yards (10.5 avg.) with a long reception of 12 yards...Caught Justin Herbert's first pass of the day, a 12-yard reception for a first down on the offense's opening drive of the game...**vs. Atlanta (Dec. 13):** Logged 14 snaps on offense, primarily contributing in a blocking role...On special teams, helped pave the way for S Nasir Adderley's 76-yard kickoff return in the second quarter...**at Las Vegas (Dec. 17):** Received one target while contributing offensively in the passing game...**vs. Denver (Dec. 27):** Recorded two receptions for a career-high 47 receiving yards (23.5 avg.) as both of his receptions went for first downs, helping the L.A. offensive sustain drives...While in pass protection, landed on a Justin Herbert fumble to help the Bolts not turn the ball over and retain possession to close out the first half...**at Kansas City (Jan. 3):** Caught a season-high three passes for 37 yards (12.3 avg.) and a TD to help the Bolts close out the regular season on a four-game win streak...Being on the receiving end of the Justin Herbert's passing TD, helped the rookie QB set the NFL record for most total TDs (36) in NFL history.

XFL (2020): Appeared in five games with the Dallas Renegades...Led all XFL TEs with 307 receiving yards and four TDs on 24 receptions (12.8 avg.)...The 307 yards were No. 3 among all players in the XFL...Had a 100-yard performance, the league's only TE to do so...**at Los Angeles (Feb. 16):** Hauled in five passes for 76 yards (15.2 avg.) and a TD...The three-yard scoring grab in the fourth quarter ended up being the game-winning score...**at Seattle (Feb. 22):** Eclipsed 100 yards, finishing with 101 receiving yards and a pair of TD catches on five receptionist (20.2 avg.)...Was the only player to score in the second half, hauling in a 10-yard TD in the third quarter and a 65-yarder in the fourth.

COMMUNITY

FRONT OFFICE

PARHAM JR.

DRAFT PICKS & FREE AGENTS

2020 IN REVIEW

RECORDS & HISTORY

GENERAL INFORMATION

2019: Spent time on the practice squad for Washington.

COLLEGE: Played four seasons (2015-18) at Stetson, appearing in 34 career games with 24 starts...Ended his career as the school's all-time leader in receptions (180), receiving yards (2,591), TD catches (20) and all-purpose yards (2,591)...Finished with a career receiving average of 14.4...As a senior, was a consensus All-American, including first-team honors from *The Associated Press*...Named to the Football Championship Subdivision Athletic Director's Association All-Star team and first-team All-Pioneer Football League...Closed his career with a 12-catch, 257-yard performance against Valparaiso...Set a single-game program record as a senior with 14 receptions against Jacksonville...Posted 85 catches for 1,319 yards (15.5 avg.) and 13 TDs as a senior...Led all Division I receivers in receptions-per-game (9.4) and receiving yards-per-game (146.6).

PERSONAL: Given name Donald Durand Parham Jr. ...Last name is pronounced par-HAM... Nicknames are 'DP', 'Donnie' and 'Tree'...Born in Lakeland, Fla. ...Father, Donald, played football at Albany State along with his uncle, Roger... Another uncle, Eric Gallon, played at Kansas State and the New England Patriots...Uncle, Eddie Gallon, played at Livingstone College, while another uncle, Edward Gallon, played at North Carolina State...Cousin, Lavell Payne, played college basketball at Central Florida...Worked at the Florida Department of Transportation...Played the guitar and trombone in his youth...Enjoys freshwater fishing...Was an honor roll student in high school with a weighted GPA of 4.3 and a member of the National Honor Society...Studied communications & media studies at Stetson...**High School:** Played WR and DE at Lake Gibson High in Lakeland, Fla. ...Lettered three years in football, totaling 13 catches for 234 receiving yards (18.0 avg.) and four TDs...Also played basketball, lettering two years.

DONALD PARHAM JR. NFL STATISTICS

Year	Team	GP	GS	No.	— Receiving —				— Rushing —				Scrimmage Yards	
					Yds	Avg.	Lg	TD	Att	Yds	Avg.	Lg		TD
2020	Los Angeles Chargers	13	5	10	159	15.9	26	3	0	0	—	—	0	159
NFL Totals		13	5	10	159	15.9	26	3	0	0	—	—	0	159

CAREER TRANSACTIONS

- 2019** Signed by Detroit Lions as undrafted free agent, May 10...Waived by Lions, May 13... Signed by Washington Redskins as free agent, June 7...Waived by Redskins, Aug. 31...Signed by Redskins to practice squad, Sept. 13...Released by Redskins from practice squad, Sept. 17.
- 2020** Signed by Los Angeles Chargers as free agent, April 14.



TREY PIPKINS III ⚡ 79

TACKLE | SIOUX FALLS (S.D.)

6-6 | 307 lbs | APPLE VALLEY, MINN.

DRAFT 3 — 2019

EXPERIENCE: 3RD NFL SEASON

3RD YEAR WITH CHARGERS

CAREER HIGHLIGHTS

- ▶ Started five out of 13 appearances at right tackle last season.
- ▶ Made three starts at LT as a rookie in 2019 while seeing action in a total of 13 games.
- ▶ Became the second-ever player drafted out of Sioux Falls, joining P Brian Hansen — who was drafted in the ninth round (237th overall) by New Orleans in the 1984 NFL Draft.

2020: Played in 13 games, logging five starts, at RT for the Chargers...Started each game from Week 4 to Week 7, returning to the starting lineup in Week 12, then again in Week 17 to close out the season...Spent Weeks 14 to 15 on the Reserve/COVID-19 list, before returning to the active roster prior to Week 16...Also contributed on the protection for each field goal and extra point attempt this season...**at Cincinnati (Sept. 13):** Saw action on one offensive play as a tackle eligible in the fourth quarter, leading to an eventual K Michael Badgley 22-yard field goal...Blocked on all field goal and extra point attempts...**vs. Kansas City (Sept. 20):** Provided protection on all extra point and field goal attempts...**vs. Carolina (Sept. 27):** Aided the protection on all extra point and field goal attempts...**at Tampa Bay (Oct. 4):** Made first start of the season for the Bolts, getting the nod at RT and playing on 100 percent of the offense's snaps...Protected QB Justin Herbert as the rookie tallied two 50-plus yard passing TDs...**at New Orleans (Oct. 12):** Received second starting nod of the season (RT)...Assisted in the offensive line's protection of Herbert as he set the rookie record for most passing TDs in *Monday Night Football* history...**vs. Jacksonville (Oct. 25):** Protected for Herbert as he threw for a career-best 347 passing yards and three TDs in his first career win, with each TD pass traveling over 20 yards — the first time in 2020 that an NFL QB has recorded three TD passes of at least 20 yards in a game...Started in his third-straight game at RT...**vs. Denver (Nov. 1):** Contributed on special teams, providing assistance on all three field goal tries and all three extra point

attempts, as K Michael Badgley accumulated a season-high 12 points scored, making all six kick attempts...**vs. Las Vegas (Nov. 8):** Entered the game following the second offensive play from scrimmage, filling in at RT following the injury to T Bryan Bulaga...Rotated over to LT, before returning to close the game out at RT...On RB Kalen Ballage's five-yard rushing TD on fourth-and-one, helped seal the right edge on a speed-option and lead Ballage to the endzone...Ballage once again ran behind Pipkins, as he secured a first down on second-and-one late in the fourth quarter during the offense's comeback attempt...Continued to fulfill his duties on the field goal protection unit, as Michael Badgley connected from 45 yards out to close out the half...**at Miami (Nov. 15):** Assisted the extra point unit on three successful attempts...**vs. N.Y. Jets (Nov. 22):** Continued to contribute on the extra point/field goal protection units...**at Buffalo (Nov. 29):** Returned to the starting lineup in place of Bryan Bulaga at RT...Did not miss an offensive snap, helping defend against Buffalo's pass rush and create rushing lanes in the run game...On RB Joshua Kelley's 33-yard run to set up his rushing score, helped seal the outside rush along the right side as Kelley ran off of his backside and hit the second level of the Buffalo defense unscathed...On Kelley's one-yard TD run, helped at the point of attack, creating space for Kelley to reach the endzone...Helped protect Justin Herbert as the rookie threw for over 300 yards for the sixth time this season, tying the NFL rookie record for most 300-yard passing performances...**vs. New England (Dec. 6):** Assisted the offensive line in a reserve role at either RT or as an extra offensive lineman...Contributed to the field goal protection unit...**vs. Denver (Dec. 27):** Inactive...**vs. Kansas City (Jan. 3):** Protected for Justin Herbert and contributed to an offensive unit that produced over 400 net yards and 35 points, as Justin Herbert accounted for four total TDs to set the record for most total TDs by a rookie (36)...Guided the run game, as the Chargers amassed 135 yards rushing as a group, the most for the unit since Week 8 (at Denver)...Helped Herbert become the first rookie QB to defeat the Chiefs at Arrowhead Stadium since 2012.

COMMUNITY

FRONT OFFICE

PIPKINS III

DRAFT PICKS & FREE AGENTS

2020 IN REVIEW

RECORDS & HISTORY

GENERAL INFORMATION

2019: Played in 13 games with three starts at LT and was inactive twice...Dressed but did not play in another...Paved the way for RB Melvin Gordon III to register a 100-yard rushing performance in Week 10...**vs. Indianapolis (Sept. 8):** Made his NFL debut, seeing time on five special teams snaps...**at Detroit (Sept. 15):** Played four snaps on special teams...**vs. Houston (Sept. 22):** Participated on four special teams snaps...**at Miami (Sept. 29):** Made the first appearance on offense of his career, finishing with six snaps on offense and seven on special teams...**vs. Denver (Oct. 6):** Participated on four special teams plays...**vs. Pittsburgh (Oct. 13):** Played four snaps on special teams...**at Tennessee (Oct. 20):** Played a snap on offense and five on special teams...**at Chicago (Oct. 27):** Participated on four special teams snaps...**vs. Green Bay (Nov. 3):** Saw action on two offensive plays and eight on special teams...**at Oakland (Nov. 7):** Played 70 snaps at LT, replacing an injured T Russell Okung...Paved the way for a rushing attack that put up 146 yards, including 108 by Melvin Gordon III for the team's first 100-yard rusher of the season...**vs. Kansas City (Estadio Azteca, Nov. 18):** Played all 79 offensive snaps and four on special teams after starting at LT...Blocked for Philip Rivers to record his sixth 300-yard performance and for the offense to post 400-plus yards for the second time in three weeks...**at Jacksonville (Dec. 8):** Inactive (healthy scratch)...**vs. Oakland (Dec. 22):** Started at LT, playing 32 offensive snaps...Provided time for Philip Rivers to complete nearly 70 percent of his pass attempts on the day...**at Kansas City (Dec. 29):** Blocked for the offense to rush for over 100 yards while giving Philip Rivers time to complete 67.4 percent of his passes...Played 63 offensive snaps and three on special teams after starting at LT.

COLLEGE: Played four seasons (2015-18) at Sioux Falls after redshirting in 2014, earning first-team All-America recognition as a senior from *The Associated Press*...Twice was named second-team All-Northern Sun Intercollegiate Conference, doing so as a sophomore and a junior, before earning first-team All-NSIC honors as a senior...As a senior, blocked for Harlon Hill Award finalist Gabriel Watson, who led the nation in rushing yards-per-game (177.9) and rushing TDs (26)...Part of a line that paved the way for All-American RB Max Mickey to rush for a school-record 1,764 yards in 2016.

PERSONAL: Given name James Earl Pipkins III...Nickname is 'Trey'...Born in Winfield, Ill. ... Father, James, played football at Iowa...Mother, Trisha, played college basketball at Iowa...In the offseason, participated in 'All Black Lives Matter' marches calling for police reform with teammates...Can juggle...Mentored middle school students...Earned a degree in sports management from Sioux Falls...**High School:** Blocked for an offense that appeared in the Minnesota State Playoffs as a senior OL at Apple Valley (Minn.) High...Caught a TD pass in Apple Valley's shutout win over Minneapolis Washburn in the 2013 section tournament...Won the starting LT job as a junior, helping QB Tommy Singer set school records for passing yards and TDs...Lettered two years in football, two in basketball and three in track & field.

TREY PIPKINS III NFL GAMES

Year	Team	GP	GS
2019	Los Angeles Chargers	13	3
2020	Los Angeles Chargers	13	5
NFL Totals		26	8

CAREER TRANSACTIONS

- 2019** Selected by Los Angeles Chargers in the third round (91st overall) of NFL Draft, April 26...Signed rookie contract, June 14.
- 2020** Placed on Reserve/COVID-19, Oct. 30... Activated from Reserve/COVID-19, 31... Placed on Reserve/COVID-19, Dec. 8... Activated from Reserve/COVID-19, Dec. 21...Placed on Exempt/Commissioner's Permission, Dec. 21...Activated from Exempt/Commissioner's Permission, Dec. 23.



SCOTT QUESSNBERRY ⚡ 61

CENTER/GUARD | UCLA

6-3 | 310 lbs | LA COSTA, CALIF.

DRAFT 5 — 2018

EXPERIENCE: 4TH NFL SEASON

4TH YEAR WITH CHARGERS

CAREER HIGHLIGHTS

- ▶ *Appeared in all 16 games for the second-straight season in 2020.*
- ▶ *Primarily contributed on special teams as a member of the field goal protection unit, while also serving as an extra OL on offense.*
- ▶ *In 2019, helped pave the way for RB Austin Ekeler to record the 35th performance in NFL history with 100 yards rushing and receiving in the Week 14 win at Jacksonville, starting nine games at C on the season and seeing action in all 16 for the first time in his career.*

2020: Appeared in all 16 games for the chargers, contributing on special teams as a member of the field goal/extra point unit and on offense as an extra lineman...Present on every extra point and field goal attempt of the season...**vs. Jacksonville (Oct. 25):** Saw first action this season on the offensive unit, logging nine snaps, while also contributing on all field goal and extra point attempts...**at Miami (Nov. 15):** Logged time as an extra offensive lineman for the Bolts... On QB Justin Herbert's rushing score from one yard out, entered the game to boost the front at the point of attack...Assisted the extra point unit on three successful attempts...**vs. N.Y. Jets (Nov. 22):** Continued to contribute in a reserve role as an extra offensive lineman...Saw action on five offensive snaps, while protecting on the field goal/extra point unit...**at Buffalo (Nov. 29):** Saw action as an extra offensive lineman... On RB Joshua Kelley's one-yard TD run, helped at the point of attack, creating space for Kelley to reach the endzone...**vs. New England (Dec. 6):** Saw action on special teams, assisting the field goal protection unit on each of the unit's two attempts...**vs. Atlanta (Dec. 13):** Logged two offensive snaps as an extra offensive lineman...**at Las Vegas (Dec. 17):** Continued to contribute on special teams...**vs. Denver (Dec. 27):** Continued to assist the protection units on all field goals and extra points as Michael Badgley went a season-best 4-for-4 on field goal tries, including the eventual game-winning field goal with less than one minute remaining in regulation... **at Kansas City (Jan. 3):** Contributed on nine offensive snaps, while continuing to protect on the extra point unit.

2019: Appeared in all 16 games with nine starts at C, helping the offense top 150 rushing yards in his second start...Paved the way for RB Austin Ekeler to become the second-ever Charger to post 100 yards rushing and receiving in a single game (Lionel James, 1985) and RB Melvin Gordon III to register a 100-yard rushing performance...**vs. Indianapolis (Sept. 8):** Played 10 special teams snaps...**at Detroit (Sept. 15):** Saw action on 10 plays on special teams...**vs. Houston (Sept. 22):** Participated on 11 snaps on special teams...**at Miami (Sept. 29):** Saw his first action on offense of the season, totaling six plays on offense and 11 on special teams...**vs. Denver (Oct. 6):** Played on an offensive snap and 10 on special teams...**vs. Pittsburgh (Oct. 13):** Contributed on nine special teams plays...**at Tennessee (Oct. 20):** Played at C after an injury to G Forrest Lamp...Blocked for Philip Rivers to throw for 329 yards, his fifth such performance of the season...Protected Rivers to pass Pittsburgh QB Ben Roethlisberger and New York Giants QB Eli Manning for No. 6 on the all-time passing yards list...**at Chicago (Oct. 27):** Played all 45 snaps on offense and four on special teams, starting the first game of his career...Provided time for Philip Rivers to reach 400 combined TD passes (regular-season and postseason combined), making him the sixth QB in history to reach that teams...**vs. Green Bay (Nov. 3):** Played all 71 offensive snaps after starting at C...Part of a line that blocked for an offense to post 442 total net yards, including a season-high 159 on the ground...**at Oakland (Nov. 7):** Started at C, playing all 77 offensive snaps and four on special teams...Paved the way for a rushing attack that put up 146 yards, including 108 by Melvin Gordon III for the team's first 100-yard rusher of the season...Had a block for Gordon to post a 25-yard carry in the third quarter...**vs. Kansas City (Estadio Azteca, Nov. 18):** Played all 79 offensive snaps after starting at C...Blocked for Philip Rivers to record his sixth 300-yard performance of the season and for the offense to post 400-plus yards for the second time in three weeks...**at Denver (Dec. 1):** Played all 66 snaps on offense, blocking for a unit that put up 359 yards of offense and 115 rushing yards, including 99 by Melvin Gordon... **at Jacksonville (Dec. 8):** Part of a line that blocked for the offense to post 525 total net yards, including 195 on the ground...Paved the way for Austin Ekeler to register over 100 yards

BEYOND THE BOLT



In September 2018, Quessenberry participated in the team's annual shoe distribution with WSS in Los Angeles. Chargers players, Charger Girls and staff were paired with 450 students from the 10 elementary schools in Inglewood Unified School District. Each student picked out a new pair of shoes and a backpack for the upcoming school year.

A lifelong Chargers fan, Quessenberry chose to wear No. 61 to honor former Chargers C Nick Hardwick. Quessenberry grew up watching Hardwick play for the Bolts, earning a Pro Bowl nod for his performance in the 2006 season and be named to the Chargers' 50th Anniversary Team.

rushing and 100 yards receiving, the second-year Charger to do so (Lionel James, 1985)...**Minnesota (Dec. 15):** Started at C, playing all 62 snaps on offense...Blocked for Philip Rivers to post over 300 passing yards for the eighth time of the season...**vs. Oakland (Dec. 22):** Started at C, playing all 61 offensive snaps...Provided time for Philip Rivers to complete nearly 70 percent of his pass attempts on the day...**at Kansas City (Dec. 29):** Blocked for the offense to rush for over 100 yards while giving Philip Rivers time to complete 67.4 percent of his passes...Played all 77 offensive snaps and three on special teams after starting at C.

2018: Appeared in 15 games and was inactive for another...Participated in both postseason contests...**vs. Kansas City (Sept. 9):** Inactive (healthy scratch)...**at Buffalo (Sept. 16):** Made his NFL debut, appearing on five special teams plays...**at Los Angeles Rams (Sept. 23):** Saw action on four special teams snaps...**vs. San Francisco (Sept. 30):** Appeared on a career-high six special teams plays...**vs. Oakland (Oct. 7):** Contributed on six plays on special teams...**at Cleveland (Oct. 14):** Appeared on 18 plays on offense for the first offensive action of his career...Provided a block for RB Austin Ekeler on a 20-yard carry in the fourth quarter...On special teams, contributed on six snaps...**vs. Tennessee (Wembley Stadium, Oct. 21):** Played four snaps on special teams...**at Seattle (Nov. 4):** Saw action on four special teams plays...**at Oakland (Nov. 11):** Participated on four plays on special teams...**vs. Denver (Nov. 18):** Played on five special teams snaps...**vs. Arizona (Nov. 25):** Participated on 13 plays on offense and 10 on special teams, including seeing time on field goal block...**at Pittsburgh (Dec. 2):** Saw action on 11 special teams plays...**vs. Cincinnati (Dec. 9):** Appeared on nine plays on special teams for field goal protection and field goal block...**at Kansas City (Dec. 13):** Played seven snaps on special teams...**vs. Baltimore (Dec. 22):** Saw action on nine special teams plays...**at Denver (Dec. 30):** Saw time on 10 offensive plays and nine on special teams...**at Baltimore (AFC Wild Card, Jan. 6):** Participated on 12 plays on special teams...**at New England (AFC Divisional, Jan. 13):** Played 10 special teams snaps.

COLLEGE: Played four seasons (2013-14, 16-17) at UCLA, missing the 2015 season due to a medical redshirt...Started 44 games for the Bruins along the offensive line, including all games in his final three seasons...Protected All-Conference QB Josh Rosen for two seasons, including for the largest comeback in school history and five 400-yard passing performances in 2017...Named first-team All-Pacific-12 as a junior and was an honorable mention in 2017 as a senior...Helped the Bruins rank third in the Pac-12 in total offense in 2017.

PERSONAL: Given name Scott Walker Quessenberry...Last name is pronounced QWES-sin-bear-ee...Born in Carlsbad, Calif. ...Older brother, David, played on the offensive line at San Jose State and was selected in the sixth round of the 2013 NFL Draft by the Houston Texans...David is currently a member of the Tennessee Titans...Other brother, Paul, played LB at the Naval Academy and is a member of the Houston Texans...Sent a video message to congratulate the graduates from San Diego County...Enjoys golfing in his spare time and participated in the inaugural Chargers Invitational, which benefitted the Chargers Community Foundation and Children's Hospital Los Angeles...Donned No. 61 to honor former Chargers C Nick Hardwick...Earned a degree in political science from UCLA...**High School:** Played at La Costa Canyon High in Carlsbad, Calif. ...Rated as a three-star recruit by Scout.com and Rivals.com...Ranked by Rivals.com as the nation's No. 5 center and as the No. 7 center by Scout.com...Selected to play in the Under Armour All-American Game in Orlando, Fla. ...Started all 33 career high school games...Served as a team captain...Lettered in football, basketball and track & field...Also served as a team captain in track & field.

SCOTT QUESENBERY NFL GAMES

Year	Team	GP	GS
2018	Los Angeles Chargers	15	0
2019	Los Angeles Chargers	16	9
2020	Los Angeles Chargers	16	0
NFL Totals		47	9

POSTSEASON

Year	Team	GP	GS
2018	Los Angeles Chargers	2	0
Postseason Totals		2	0

CAREER TRANSACTIONS

2018 Selected by Los Angeles Chargers in the fifth round (155th overall) of NFL Draft, April 28... Signed rookie contract, May 11.



JOE REED ⚡ 12

WIDE RECEIVER | VIRGINIA

6-0 | 224 lbs | CHARLOTTE COURT HOUSE, VA.
DRAFT 5 — 2020
EXPERIENCE: 2ND NFL SEASON
2ND YEAR WITH CHARGERS

CAREER HIGHLIGHTS

- *Appeared in 11 games as a rookie, contributing on both offense and in the kicking game, leading the Chargers with his 20.7-yard kickoff return average.*

2020: In his rookie season, appeared in 11 games...Contributed on both offense and special teams, proving to be an asset in the run game and kick return phase...Finished the season with five rushes for 29 yards (5.8 avg.), along with a rushing score, as his 21 kickoff returns for 435 yards (20.7 avg.), with a long return of 46 yards, paced Los Angeles...**at Cincinnati (Sept. 13):** In his NFL debut, returned a kickoff 46 yards, giving the Bolts offense quality field position for a drive capped by a Joshua Kelley rushing TD...**vs. Kansas City (Sept. 20):** Returned four kickoffs for a career-high 85 yards...Logged first career rushing attempt, gaining eight yards on an end-around on first down...**at Tampa Bay (Oct. 4):** Inactive...**vs. Jacksonville (Oct. 25):** Recorded his first career TD, finding the endzone on a seven-yard run to close out the first quarter, leading to an eventual Chargers win...**at Denver (Nov. 1):** Logged one kickoff return for a gain of 26 yards, contributing to 62-percent of the team's special teams snaps...**vs. Las Vegas (Nov. 8):** Returned three Raiders kickoffs for an average return mark of 23.2 yards-per-return...Earned two rushing attempts, gaining a net of seven yards...**at Miami (Nov. 15):** Logged four kickoff returns for a 20.0-yard average with a long return of 31 yards...**vs. N.Y. Jets (Nov. 22):** Returned one kickoff for 17 yards, giving the offense starting field position at their own 24-yard line...On kickoff coverage, secured his second special teams tackle of the season, doing so on kickoff coverage...**at Buffalo (Nov. 29):** Returned four kickoffs for a 14.8-yard average, with a long return of 23 yards...**vs. New England (Dec. 6):** Inactive...**vs. Denver (Dec. 27):** Continued to contribute on special teams...**at Kansas City (Jan. 3):** Contributed on both offense and special teams in the season finale, helping the Bolts finish out the 2020 season with four-consecutive wins, including three-straight against AFC West Division opponents.

COLLEGE: Played four years at Virginia (2016-19), capping his career in 2019 by leading the nation with a 33.2-yard kickoff return average... Was the only player in Football Bowl Subdivision history with 2,700-plus kickoff return yards and a career return average of at least 28-yards-per-return...Ended his Virginia career as the school's all-time leader in kickoff return touchdowns (five) and kickoff return yardage (3,042) — one of 10 players in FBS history with at least 3,000 kickoff return yards...Hauled in 129 receptions for 1,465 yards (11.4 avg.) and 16 touchdowns for his career, adding 34 rushing attempts for 172 yards (5.1 avg.) and a score...Returned a total of 106 kickoffs for 3,042 yards (28.7 avg.) and five touchdowns, ranking No. 3 or better in the Atlantic Coast Conference in kickoff return average during all four seasons...Earned All-America honors as a kick returner in 2019 from the *Football Writers Association of America* (first team), *CBS Sports* (first team), *Bleacher Report* (first team), *Sports Illustrated* (second team) and *USA Today* (second team)...Set a single-game career high with nine receptions for 107 yards (11.9 avg.) at Notre Dame in 2019...Finished 2018 ranked No. 2 in the Atlantic Coast Conference and ninth in the nation in kickoff return average.

PERSONAL: Given name Joseph William Reed... Nickname is 'JoeBee'...Born in Richmond, Va. ...Played against Kansas City S Juan Thornhill in high school and the two were teammates at Virginia...Family breeds hunting dogs, they have about 20 beagles at home...Enjoys watching softball, basketball, baseball and football...Likes to fish, hunt and be outdoors...Was active in the local Boys and Girls Club in college...Earned a degree in American studies from Virginia and is currently working on a graduate degree in educational psychology at Virginia...**High School:** Ran for 2,100 yards and 38 TDs as a senior at Randolph-Henry High in Charlotte Court House, Va. ...Recorded 15 TD catches as a junior while posting 33 receptions for 900 yards and 21 TDs as a sophomore...As a freshman, ran for 900 yards and 19 TDs...Played WR, RB and S for the Statesmen...Lettered four years in football, four years in baseball and two years in basketball...In baseball, batted leadoff and played CF.

JOE REED NFL STATISTICS

Year	Team	GP	GS	— Receiving —					— Rushing —					Scrimmage
				No.	Yds	Avg.	Lg	TD	Att	Yds	Avg.	Lg	TD	Yards
2020	Los Angeles Chargers	11	0	0	0	—	—	0	5	29	5.8	8	1	29
NFL Totals		11	0	0	0	—	—	0	5	29	5.8	8	1	29

Year	Team	— Kickoff Returns —					— Punt Returns —					— All-Purpose —	
		No.	Yds	Avg.	Lg	TD	No.	FC	Yds	Avg.	Lg	TD	Yards
2020	Los Angeles Chargers	21	435	20.7	46	0	0	0	0	—	—	0	464
NFL Totals		21	435	20.7	46	0	0	0	0	—	—	0	464

CAREER TRANSACTIONS

2020 Selected by Los Angeles Chargers in the fifth round (151st overall) of NFL Draft, April 25... Signed rookie contract, July 26.



RYAN SMITH ⚡ 23

CORNERBACK | NORTH CAROLINA CENTRAL

5-11 | 189 lbs | UPPER MARLBORO, MD.

UFA (TB) — 2021

EXPERIENCE: 6TH NFL SEASON

1ST YEAR WITH CHARGERS

CAREER HIGHLIGHTS

- ▶ In five seasons with Tampa Bay, appeared in 73 games with 98 career tackles (79 solo), as well as 19 special teams tackles, and helped the world-champion Buccaneers defeat Kansas City in Super Bowl LV.
- ▶ Primarily contributed on special teams over his half-decade with the Buccaneers, pacing Tampa Bay with a career-high seven special teams stops in 2019.
- ▶ Registered a career-high 61 tackles (50 solo) for the Buccaneers in 2017, starting 10 outings at cornerback and recording five passes defended, two forced fumbles and one fumble recovery.
- ▶ Started 42 out of his 45 game appearances over four seasons of action at North Carolina Central, earning second-team All-Mid-Eastern Athletic Conference honors following his senior season in 2015. His 168 solo tackles and average of 28.1 yards per kickoff return each set program records.

2020: Saw action in all 16 regular season games, as well as each of Tampa Bay's four playoff games en route to the club's Super Bowl LV championship...Registered four special teams tackles in the regular season and one in the Wild Card Round win at Washington...**at Chicago (Oct. 8):** Registered first special teams stop of the season, doing so on *Thursday Night Football*...**vs. Green Bay (Oct. 18):** Downed a P Bradley Pinion punt inside of Green Bay's 15-yard line, helping the Buccaneers defense in the field position game, preserving Tampa Bay's 28-point fourth-quarter lead...**at Detroit (Dec. 26):** Secured his second special teams stop in as many weeks to accumulate four on the season, helping the Buccaneers finish the regular season with four-straight wins...**at Washington (NFC Wild Card, Jan. 9):** Made his postseason debut, recording one tackle on kickoff coverage to commence the second half...**at Green Bay (NFC Championship, Jan. 24):** Primarily contributed on special teams, seeing action on 20 special teams plays...**vs. Kansas City (Super Bowl LV, Feb. 7):** Saw action both defensively and on special teams in Green Bay's win over the defending-champion Chiefs, defeating Kansas City and winning Super Bowl LV.

2019: Appeared in all 12 games for the Buccaneers, primarily contributing on special teams...Led Tampa Bay with seven tackles and one forced fumble on special teams...Defensively, totaled four tackles (three solo) and was credited with one pass defended...Spent the first four weeks on the Reserve/Suspended by Commissioner list...**at New Orleans (Oct. 6):** Made his season debut, recording one special teams stop...**vs. Carolina (Oct. 13):** Showed versatility on punt coverage, downing one Buccaneers punt inside of Carolina's one-yard line, followed by a fumble-forcing tackle on the following punt, leading to a Tampa Bay takeaway...Jarring the ball loose on punt coverage marked his fourth career forced fumble...**at Tennessee (Oct. 27):** Continued to provide support on punt coverage, helping P Bradley Pinion once again by downing his punt inside of the Titans' one-yard line...Also recorded a tackle on kickoff coverage near the end of the first half...**vs. Arizona (Nov. 10):** Logged his first defensive solo stop of the season, while also recording a stop on kickoff coverage, in the winning effort...**vs. New Orleans (Nov. 17):** Corralled Saints RB Alvin Kamara on punt coverage for a zero-yard gain, matching his career-best single-season with five special teams stops on the season...Contributed on a team-high 22 special teams stops...**at Atlanta (Nov. 24):** On punt coverage, stopped RB Kenjon Barner twice for zero-yard gains in Tampa Bay's win over the division-rival Falcons, setting a new single-season superlative with seven special teams stops in 2019...**at Jacksonville (Dec. 1):** Contributed significantly on defense, amassing three tackles (two solo) and one pass defended in a winning effort.

2018: Played in all 16 games, starting six...Posted 33 tackles (26 solo), including one for loss, as well as one interception, six passes defended, one forced fumble and one fumble recovery... Also contributed on special teams, logging five tackles in punt and kickoff coverage...**at New Orleans (Sept. 9):** In the season opener, started at cornerback and registered three solo tackles, one pass defended and one fumble recovery... Late in the third quarter, landed on a fumble by WR Michael Thomas, granting Tampa Bay's offense possession and leading to an eventual score on the ensuing series...Helped the Buccaneers commence the season with a 48-40 win over the division-rival Saints on Opening Weekend...**vs. Philadelphia (Sept. 16):** Started

his second-straight outing and matched a career-high with two passes defended...Posted a season-high seven tackles (five solo) defensively, while notching two special teams tackles...**at Atlanta (Oct. 14):** Returned to the starting lineup for his third starting nod of the season, accounting for six solo tackles and his third career forced fumble...**at Carolina (Nov. 4):** Early in the second quarter, stuffed RB Christian McCaffrey for a one-yard loss on first-and-10, registering his lone solo stop of the day and first tackle for loss of the season...**vs. San Francisco (Nov. 25):** With San Francisco driving late in the fourth quarter, picked off 49ers QB Nick Mullens to post his first career interception, helping preserve a three-score lead down the stretch...**vs. New Orleans (Dec. 9):** Collected four tackles (one solo) in a start against the division-rival Saints...Partnered with OLB Jason Pierre-Paul to drop RB Mark Ingram behind the line of scrimmage for a loss of one yard...**at Baltimore (Dec. 16):** In his final start of the season, recorded four tackles (three solo)...**vs. Atlanta (Dec. 30):** Capped the season with four tackles (three solo) and one pass defended in the season finale...On the Falcons' opening drive of the second half, prevented a completion from QB Matt Ryan to WR Julio Jones, assisting on coverage of Jones and logging his career-high sixth pass defended of the season.

2017: Started a career-high 10 out of his 15 games played, registering a career-best 61 tackles (50 solo) with five passes defended, one forced fumble and one fumble recovery defensively...Started each of his final nine appearances at cornerback...Also contributed on special teams, recording two stops and one forced fumble...Inactive for Week 16 (ankle)...**vs. Chicago (Sept. 17):** In his first appearance, set a then-career-high mark with three solo tackles...On punt coverage, jarred the ball loose on a tackle, as Tampa Bay recovered and regained possession, starting the ensuing drive at Chicago's 13-yard line...Following his forced fumble and Buccaneers takeaway, Tampa Bay scored on the following play...**at Minnesota (Sept. 24):** Started at cornerback, registering his first career starting nod...Amassed three solo tackles and one pass defended...**vs. N.Y. Giants (Oct. 1):** Contributed on special teams, saving a touchback on punt coverage and creating an opportunity for a Buccaneers teammate to down the ball at New York's three-yard line...**vs. Carolina (Oct. 29):** Collected six solo stops, which then set a new single-game plateau...Added two passes defended in coverage...**at New Orleans (Nov. 5):** Led Tampa Bay with a career-high nine tackles (four solo)...**at Miami (Nov. 19):** Posted a career day, registering a forced fumble, which he himself recovered, along with five solo tackles...In coverage of WR Jarvis Landry, tackled Landry and jarred the ball loose, recovering the live ball and granting Tampa Bay possession at Miami's 37-yard line...The Buccaneers turned his takeaway into points, finding the endzone on the ensuing series...**at Atlanta (Nov. 26):** Paced the Buccaneers with eight solo stops...**at Carolina (Dec. 24):** Inactive (ankle)...**vs. New Orleans (Dec. 31):** Tallied five solo tackles and pass defended in his 10th start of the season, helping Tampa Bay close out the slate with a win over the division-rival Saints.

2016: Saw action in 14 games as a rookie, primarily contributing on special teams...Executed 10 kickoff returns for 169 yards (16.9 avg.), while also providing assistance on coverage units...Inactive Weeks 1-2...**vs. L.A. Rams (Sept. 25):** Made NFL debut...**vs. Denver (Oct. 2):** Served as Tampa Bay's primary kickoff returner, logging two returns for 27 yards (13.5 avg.) with a long of 16 yards...**vs. Oakland (Oct. 30):** Returned two kickoffs for 36 yards (18.0 avg.) with a career-long return of 24 yards...**at Kansas City (Nov. 20):** Returned one kickoff for 22 yards in Tampa Bay's win over the Chiefs...**vs. Seattle (Nov. 27):** Returned two kickoffs for 42 yards (21.0 avg), matching his season and career-best return of 24 yards...On punt coverage, prevented a punt from hitting the surface in the endzone, allowing for a teammate to down the ball inside of Seattle's one-yard line...The save helped preserve Tampa Bay's lead down the stretch...**at Dallas (Dec. 18):** Continued to add value on punt coverage, downing a punt in the fourth quarter at Dallas' four-yard line...**at New Orleans (Dec. 24):** Led the Buccaneers with 19 special teams snaps...**vs. Carolina (Jan. 1):** Closed out the regular season by contributing on a team-high 21 special teams snaps.

COLLEGE: Started 42 out of 45 career game appearances at North Carolina Central (2012-15)...Over his four seasons of action, amassed 263 tackles (168 solo), including seven tackles for loss, along with 31 passes defended, eight fumble recoveries, seven interceptions, one forced fumble and one blocked kick on special teams...Set the program record for most career solo tackles (168) and highest career kickoff return average (28.1 yards per return)...Ranked sixth all-time in NCCU annals with his 263 career stops...Started every game that he played in since 2013 for the Eagles secondary...Following his redshirt senior season in 2015, voted All-Mid-Eastern Athletic Conference Second-Team as both a defensive back and return specialist, ranking third in the conference with his team-high 11 passes defended (including two interceptions)...Lead the MEAC with an average of 28.1 yards per kickoff return, ranking 10th in the FCS...Following his redshirt freshman season in 2012, was selected to College Sports Journal's FCS Freshman All-America team after totaling 65 tackles, 2.5 tackles for loss, eight passes defended, four fumble recoveries and three forced fumbles, collecting a career-best three interceptions...His conference-best four fumble recoveries ranked tied for second among FCS leaders...Earned MEAC Defensive Player of the Week recognition after logging three passes defended and an interception in a win at Savannah State, before receiving MEAC Rookie of the Week acknowledgement for his seven tackles, one interception and one fumble recovery in NCCU's win over Hampton...Redshirted his true freshman season in 2011.

PERSONAL: Given name Ryan Smith...Born in Augsburg, Germany...Played alongside of brother, Tre, while at North Carolina Central...Graduated from NCCU with a bachelor's degree in criminal justice...**High School:** Attended Dr. Henry A. Wise Jr. (Md.)...Earned first-team County 4A All-League recognition, along with honorable mention Maryland Big School All-State acknowledgement... Also played basketball in high school.

RYAN SMITH NFL STATISTICS

Year	Team	GP	GS	— Tackles —					— Interceptions —					— Fumbles —				
				Total	Solo	Asst	Sacks	Yds	TFL	No.	Yds	Lg	TD	PD	FF	FR	Yds	
2016	Tampa Bay.....	14	0	0	0	0	0.0	0	0	0	0	0	0	0	0	0	0	0
2017	Tampa Bay.....	15	10	61	50	11	0.0	0	0	0	0	0	0	5	2	1	0	
2018	Tampa Bay.....	16	6	33	26	7	0.0	0	1	1	0	0	0	6	1	1	3	
2019	Tampa Bay.....	12	0	4	3	1	0.0	0	0	0	0	0	0	1	1	0	0	
2020	Tampa Bay.....	16	0	0	0	0	0.0	0	0	0	0	0	0	0	0	0	0	
NFL Totals.....		73	16	98	79	19	0.0	0	1	1	0	0	0	12	4	2	3	
POSTSEASON		GP	GS	— Tackles —					— Interceptions —					— Fumbles —				
Year	Team			Total	Solo	Asst	Sacks	Yds	TFL	No.	Yds	Lg	TD	PD	FF	FR	Yds	
2020	Tampa Bay.....	4	0	0	0	0	0.0	0	0	0	0	0	0	0	0	0	0	
Postseason Totals.....		4	0	0	0	0	0.0	0	0	0	0	0	0	0	0	0	0	

CAREER TRANSACTIONS

- 2016** Selected by Green Bay Packers in the fourth round (161st overall) of NFL Draft, April 30... Signed rookie contract, May 5.
- 2019** Placed on Reserve/Suspended by Commissioner, July 10...Suspension lifted by Commissioner, Sept. 30.
- 2020** Re-signed by Buccaneers as unrestricted free agent, March 27
- 2021** Signed by Los Angeles Chargers as unrestricted free agent, March 30.



TYREE ST. LOUIS ⚡ 73

GUARD/TACKLE | MIAMI (FLA.)

6-5 | 315 lbs | TAMPA, FLA.

FREE AGENT — 2019

EXPERIENCE: 2ND NFL SEASON

3RD YEAR WITH CHARGERS

2020: Saw action in five games with two starts at RG...Inactive for each game from Week 10 to Week 16...**at Cincinnati (Sept. 13):** Started at RG, marking his first NFL game appearance and starting nod...Appeared on all 74 of the Chargers' offensive snaps...Helped clear the way for an offensive unit that rushed for 155 yards and earn a Week 1 victory...**vs. Kansas City (Sept. 20):** Due to injuries along the OL, appeared on two offensive snaps...One of those snaps was a fourth-and-one, as St. Louis combined with G Trai Turner to pave a path for RB Joshua Kelley to get the first down for the Chargers offense...**vs. Carolina (Sept. 27):** Logged second career start at RG...**at Tampa Bay (Oct. 4):** Saw game action for the fourth-consecutive week, appearing on offense and on special teams...**at New Orleans (Oct. 12):** Active, but did not play...**vs. Jacksonville (Oct. 25):** Active, but did not play...**at Miami (Nov. 15):** Inactive (healthy scratch)...**at Kansas City (Jan. 3):** Returned to the gameday lineup, protecting on the extra point unit.

2019: Spent the season on the practice squads for the New England Patriots, Indianapolis Colts and Los Angeles Chargers.

COLLEGE: Played four seasons (2015-18) at Miami, starting 34 games — 29 at RT and 13 at LT...Earned honorable mention All-Atlantic Coast Conference as a senior, where he started all 13 games at LT on a line that rushed for 200-plus yards six times, including a game with 300 rushing yards...Part of a line that paved the way for RB Travis Homer to eclipse 990 rushing yards in back-to-back seasons (2017-18)...As a junior, blocked for the offense to post 550 yards against Bethune-Cookman.

PERSONAL: Given name Tyree DeSean St. Louis...Born in Tampa, Fla. ...Numerous cousins have served in branches of the military... Participated in Unsigned Preps in his youth, a non-profit designed to assist high school athletes gain admission into college by positioning exposure, education, community service and consulting to the young student-athletes... Now contributes back to the organization as a mentor...Enjoys fishing and playing video games in his youth...Earned a degree in sports administration with a minor in communications from Miami...**High School:** Rated a four-star recruit out of IMG Academy in Bradenton, Fla. ... Transferred to IMG after two years at Tampa Bay Technical High...Honored as MVP of the offensive line group at the Rivals Camp Series in Orlando, Fla. ...Played LT and RT in high school...Lettered three years in football and one in wrestling.

TYREE ST. LOUIS NFL GAMES

Year	Team	GP	GS
2020	Los Angeles Chargers	5	2
NFL Totals		5	2

CAREER TRANSACTIONS

- 2019** Signed by New England Patriots as undrafted free agent, May 2...Waived by Patriots, Aug. 31...Signed by Patriots to practice squad, Sept. 1...Released by Patriots from practice squad, Sept. 2...Signed by Indianapolis Colts to practice squad, Sept. 7...Released by Colts from practice squad, Sept. 20...Signed by Los Angeles Chargers to practice squad, Oct. 2... Released by Chargers from practice squad, Oct. 16...Signed by Chargers to practice squad, Oct. 18...Released by Chargers from practice squad, Oct. 23...Signed by Chargers to practice squad, Oct. 29...Re-signed by Chargers to Reserve/Future contract, Dec. 30.
- 2020** Re-signed by Chargers as exclusive rights free agent, March 18.



EASTON STICK ⚡ 2

QUARTERBACK | NORTH DAKOTA STATE

6-1 | 244 lbs | OMAHA, NEB.

DRAFT 5 — 2019

EXPERIENCE: 3RD NFL SEASON

3RD YEAR WITH CHARGERS

2020: Active, but did not play for each of the first five games, before entering the Week 7 game against Jacksonville at QB and logging his first career NFL game action...Inactive for the final nine games...**at Cincinnati (Sept. 13):** Active, did not play...**vs. Jacksonville (Oct. 25):** Led the Chargers offense for two scrimmage plays late in the first quarter, logging his first career NFL snaps...On his first career pass attempt, found WR Mike Williams for a completion and gain of four yards...The series culminated with a WR Joe Reed rushing TD...**at Denver (Nov. 1):** Active, did not play...**vs. Las Vegas (Nov. 8):** Inactive (healthy scratch).

2019: Inactive for all 16 contests...**vs. Indianapolis (Sept. 8):** Inactive (healthy scratch).

COLLEGE: Played four seasons at North Dakota State (2015-18) after redshirting for the Bison in 2014...Had a record of 49-3 as the starter, good enough to be the all-time winningest QB in Football Championship Subdivision history, passing North Dakota State's Brock Jensen (48 wins)...Part of five Missouri Valley Conference championship teams, with four winning FCS national titles, including two as the starter as a junior and senior...Named first-team All-America by *The Associated Press* as a senior after leading the team to its seventh FCS national championship in eight seasons...Four-time MVFC Offensive Player of the Week, including three during his senior campaign...Finished as North Dakota State's all-time

record holder in passing yards (8,693), passing touchdowns (88) and total offensive yards (11,216) while ranking No. 2 in pass attempts (980) completions (598) and efficiency rating (159.5)...Set conference records for rushing yards (2,523) and rushing touchdowns (41) by a QB...Member of North Dakota State's Dean's List for all seven semesters...Set a school record with five TD passes, all in the first half, as a senior at Missouri State, where his 13-straight completions to start the game was the fourth-longest streak in school history...Led the Bison to an 8-0 record as a redshirt freshman when taking over as the starter as current Philadelphia QB Carson Wentz was injured.

PERSONAL: Given name Easton Michael Stick...Born in Omaha, Neb. ...Father, Mike, played baseball at Creighton...Participated in charitable efforts for Make-A-Wish and read to elementary school students...Earned a degree in sport management from North Dakota State...

High School: Recognized as first-team All-State as a senior at Creighton Prep in Omaha, Neb. ...Threw for 37 TDs with just nine INTs for his prep career...Ran for 950 yards and 23 TDs... Holds a majority of school passing records...Led Creighton Prep to the state semifinals as a junior and the state quarterfinals as a senior...Was named the Offensive MVP of the 2014 Nebraska Shrine Game, totaling 124 passing yards, 94 rushing yards and a TD on the ground...Lettered in football, baseball and track & field.

EASTON STICK NFL STATISTICS

PASSING

Year	Team	GP	GS	Att	Cmp	Pct.	Yds	Y/A	TD	Int	Lg	Sk	Lost	Rating
2020	Los Angeles Chargers	1	1	1	1	100.0	4	4.0	0	0	4	0	0	83.3
NFL Totals		1	1	1	1	100.0	4	4.0	0	0	4	0	0	83.3

RUSHING

Year	Team	Att	Yds	Avg.	Lg	TD
2020	Los Angeles Chargers	1	-2	-2.0	-2	0
NFL Totals		1	-2	-2.0	-2	0

CAREER TRANSACTIONS

2019 Selected by Los Angeles Chargers in the fifth round (166th overall) of NFL Draft, April 27... Signed rookie contract, May 10.



JERRY TILLERY ⚡ 99

DEFENSIVE LINE | NOTRE DAME

6-6 | 295 lbs | SHREVEPORT, LA.

DRAFT 1 — 2019

EXPERIENCE: 3RD NFL SEASON

3RD YEAR WITH CHARGERS

CAREER HIGHLIGHTS

- ▶ Set career-best marks in 2020 in sacks (3.0), forced fumbles (two), QB hits (14), tackles (30) and solo stops (19), while matching his 2019 achievement of three tackles for loss, in 16 games played and 11 starts along the defensive front.
- ▶ Against Las Vegas at home, dropped Raiders QB Derek Carr and forced the football out of Carr's possession to record his first career strip-sack, subsequently landing on the ball and creating a takeaway for the Chargers defense to set up an eventual Michael Badgley field goal prior to the end of the first half.
- ▶ Started three of his 15 games played as a rookie in 2019 at DT, finishing with 38 tackles (14 solo), five tackles for loss and two sacks.

2020: In his second season with the Chargers, set career-best marks in sacks (3.0), forced fumbles (2), QB hits (14), tackles (30) and solo tackles (19), while matching last season's mark of three tackles-for-loss, in 16 games played and 11 starts...Rotated along the defensive front, applying pressure from both the DE and DT positions, starting each of the final three games on the edge...Led the Chargers with his two forced fumbles, as his 3.0 sacks (-24 yards) ranked third on the unit...In pressuring the opposing QB, ranked second behind DE Joey Bosa for the most QB hits on the season (14) by a Chargers defensive player...**at Cincinnati (Sept. 13):** Sacked Bengals QB Joe Burrow for a loss of 14 yards, the No. 1 overall selection's first time being sacks in the NFL...Two plays later, pursued WR John Ross III and corralled Ross for a gain of just two yards, forcing Cincinnati to punt...**vs. Kansas City (Sept. 20):** Logged a season-high three QB hits on Chiefs QB Patrick Mahomes, finishing the day with three QB hits and a solo tackle...On special teams, blocked K Harrison Butker's second-quarter extra point attempt...**vs. Carolina (Sept. 27):** Finished with one solo tackle in his first starting nod of the season...Took down RB Mike Davis on a short pass on first down, forcing a second-and-medium...**at Tampa Bay (Oct. 4):** Totaled a season-high three total tackles, along with a QB hit of Buccaneers QB Tom Brady...**at New Orleans (Oct. 12):** In his third-straight start at DT, partnered with DE

Isaac Rochell to corral RB Latavius Murray on first-and-10, leading to an eventual three-and-out for the Saints offense...**vs. Jacksonville (Oct. 25):** Logged a solo stop of RB James Robinson to close out the first quarter, as the Chargers defense held the Jaguars to negative-five (-5) net passing yards in the first quarter, the fourth-fewest by a Chargers defense in the first quarter of any game in team history...**at Denver (Nov. 1):** Sacked Broncos QB Drew Lock for a loss of five yards on Denver's first drive of the second half, leading to a three-and-out for the Broncos' offense...**vs. Las Vegas (Nov. 8):** Logged his first career start at DE, putting on a show as he recorded his first career sack-fumble...As QB Derek Carr stepped up in the pocket, Tillery batted the ball out of Carr's possession, taking Carr down to secure a sack, while also landing on the football and securing the fumble recovery and takeaway for the Bolts defense...The takeaway led to a K Michael Badgley field goal on the ensuing Chargers possession...Also added a pass defended, as he batted down a pass intended for TE Darren Waller at the line of scrimmage, his first pass defense of the year...**at Miami (Nov. 15):** Started the game, as the defense was in their goal line personnel package for the first defensive series...Finished the game with two total tackles, both on runs by the Dolphins, while contributing to the field goal block unit...**vs. N.Y. Jets (Nov. 22):** Continued to support the defense in a reserve role, notching an assisted tackle and pass defended against the Jets...On a first-and-10 pass over the middle, got his hands up and batted down the pass attempt...**at Buffalo (Nov. 29):** Amassed one solo stop and one QB hit against the Bills in Week 12...Helped provide pass rush opposite of DE Joey Bosa as Bosa was able to collect a career-high 3.0 sacks in the game...**vs. New England (Dec. 6):** Notched six total tackles (two solo), as well as a forced fumble...Forced the fumble of RB Damien Harris in the second quarter, his team-high second forced fumble of the year...**vs. Atlanta (Dec. 13):** Tallied three solo stops, all three in run defense...Helped provide an effective pass rush that influenced the Bolts defense to pick off QB Matt Ryan three times in the second half...**at Las Vegas (Dec. 17):** Logged a tackle for loss early in the fourth quarter, dropping RB Josh Jacobs, in Los Angeles' divisional win over the Raiders on *Thursday Night Football*...**vs. Denver (Dec. 27):** In his second-straight start at DE, provided

BEYOND THE BOLT



Tillery ran drills and interacted with over 100 campers at the inaugural Los Angeles Chargers Elite Skills (L.A.C.E.S) Camp. It was held at Hoag Performance Center by the Los Angeles Chargers Impact Fund to help local youth develop skills needed to help reach the peak of their athletic ability. All proceeds from the camp benefit the Fund's goal of providing sports access and opportunities to kids across Southern California.

Visited Homeboy Industries with the other defensive rookies last year as part of a day of service. The rookies toured the headquarters, spoke with staff and took a class learning to make tamales. Homeboy Industries provides hope, training and support to formerly gang-involved and previously incarcerated men and women, allowing them to redirect their lives and become contributing members of the community.

Tillery participated in the team's annual show distribution with WSS last season. Chargers players, Charger Girls and staff were paired with students from elementary schools in Santa Ana Unified School District. Each student picked out a new pair of shoes as part of the distribution.

pressure to QB Drew Lock and helped the Bolts close out the 2020 home slate with a victory... **at Kansas City (Jan. 3):** In the season finale, amassed three total tackles (two solo)...Started his third-straight game, as the defense held the Chiefs to a season-low 268 total net yards.

2019: Saw action in 15 games, starting three at DT, and was inactive another...Recorded 38 tackles (14 solo), five tackles for loss and two sacks...**vs. Indianapolis (Sept. 8):** Made his NFL debut, assisting on a tackle...**at Detroit (Sept. 15):** Posted a solo stop...**vs. Houston (Sept. 22):** Assisted on two tackles...**at Miami (Sept. 29):** Registered three tackles (one solo) and a half-sack, the first of his career...**vs. Denver (Oct. 6):** Posted a seven-yard sack...**vs. Pittsburgh (Oct. 13):** Assisted on a pair of tackles...**at Tennessee (Oct. 20):** Made the first start of his career at

DT...Assisted on a pair of stops...**at Chicago (Oct. 27):** Started at DT, posting 10 tackles (three solo) and a tackle for loss...**vs. Green Bay (Nov. 3):** Posted three tackles (one solo) after starting at DT...**at Oakland (Nov. 7):** Recorded two tackles (one solo)...**vs. Kansas City (Estadio Azteca, Nov. 18):** Assisted on a tackle...**at Denver (Dec. 1):** Posted three tackles (one solo)...**at Jacksonville (Dec. 8):** Inactive (healthy scratch)...**vs. Minnesota (Dec. 15):** Registered six tackles (three solo) and a tackle for loss...**vs. Oakland (Dec. 22):** Split a seven-yard sack with DE Melvin Ingram III, finishing with two tackles (one solo), the half-sack and 0.5 tackles for loss...On the sack, beat the block of T Brandon Parker to help Ingram bring down QB Derek Carr...**at Kansas City (Dec. 29):** Finished with a solo stop that was a tackle for loss.

COLLEGE: Played four seasons (2015-18) at Notre Dame, appearing in 50 career games... Ended his Fighting Irish career with 135 tackles (70 solo), 13.5 sacks and four forced fumbles... Posted eight sacks as a senior, including a four-sack performance in a win over No. 7 Stanford for which he earned national recognition... Added 10.5 tackles for loss and a pair of blocked kicks...Recorded a tackle in each of the first nine games of 2018, registering five tackles for loss in those contests...Had two sacks and a forced fumble in the season-opening win for his senior campaign against No. 14 Michigan.

PERSONAL: Given name Jerry D. Tillery Jr. ... Born in Shreveport, La. ...Speaks Japanese and enjoys traveling...Completed two triathlons the summer before his senior campaign...In the summer of 2017, interned for the hedge fund Abbey Capital in Dublin, Ireland...Joined fellow rookie LB Drue Tranquill during the KCBS Telethon raising funds for COVID-19 relief by reading excerpts from their favorite children's books for Los Angeles Unified School District on Snapchat...Earned a degree in economics from Notre Dame...**High School:** Named *Shreveport Times* All-City Defensive Player of the Year as a senior at Evangel Christian High in Shreveport, La. ...Posted 93 tackles, 15 tackles for loss and seven sacks in his final prep campaign...Ranked as the No. 3 player on the *New Orleans Times-Picayune* Nifty 50 squad.

JERRY TILLERY NFL STATISTICS

Year	Team	GP	GS	- Tackles -					- Interceptions -					- Fumbles -			
				Total	Solo	Asst	Sacks	Yds	TFL	No.	Yds	Lg	TD	PD	FF	FR	Yds
2019	Los Angeles Chargers	15	3	17	9	8	2.0	11.5	3	0	0	0	0	0	0	0	0
2020	Los Angeles Chargers	16	11	30	19	11	3.0	24.0	3	0	0	0	2	2	1	0	
NFL Totals		31	14	47	28	19	5.0	35.5	6	0	0	0	2	2	1	0	

CAREER TRANSACTIONS

2019 Selected by Los Angeles Chargers in the first round (28th overall) of NFL Draft, April 25... Signed rookie contract, June 11.



DRUE TRANQUILL ⚡ 49

LINEBACKER | NOTRE DAME

6-2 | 234 lbs | FORT WAYNE, IND.

DRAFT 4 — 2019

EXPERIENCE: 3RD NFL SEASON

3RD YEAR WITH CHARGERS

CAREER HIGHLIGHTS

- ▶ *Placed on Reserve/Injured for the final 16 weeks of the regular season after sustaining an injury in the Week 1 win over Cincinnati.*
- ▶ *Appeared in 15 games, starting three, as a rookie in 2019, posting 64 tackles (59 solo), three tackles for loss, a pass defended and 12 special teams tackles.*
- ▶ *Named PFWA All-Rookie in 2019.*

2020: Started the season opener at LB, logging one tackle before departing the game due to an ankle injury...Was subsequently placed on Reserve/Injured for the remainder of the season.

2019: Named All-Rookie (Special Teamer) by the *Professional Football Writers of America*...Saw action in 15 games, starting three at LB, and was inactive another...Recorded 64 tackles (59 solo), three tackles for loss and a pass defended...Posted 12 special teams tackles...

Awards: *Professional Football Writers of America All-Rookie (Special Teamer)*...Pro Football Focus All-Rookie (Special Teamer)...Pro Football Journal First-Team All-Rookie (Special Teamer)...**vs. Indianapolis (Sept. 8):** Made his NFL debut, playing 16 special teams snaps and recording a tackle on special teams...Powered through a block by S Khari Willis to deflect a punt by P Rigoberto Sanchez, resulting in the punt only going 20 yards...**at Detroit (Sept. 15):** Appeared on 15 special teams plays...**vs. Houston (Sept. 22):** Recorded a tackle on special teams while playing on 18 special team snaps...**at Miami (Sept. 29):** Played on defense for the first time in his career, registering two solo tackles...Added a special teams tackle...**vs. Denver (Oct. 6):** Saw the most action on defense of his career to that point, finishing with five tackles (three solo)...Added two special teams tackles...**vs. Pittsburgh (Oct. 13):** Recorded a special teams tackle for the fourth-straight game...Posted five tackles (four solo)...**at Tennessee (Oct. 20):** Registered a solo tackle...Saw his streak of games with a special teams tackle come to an end...**at Chicago (Oct. 27):** Recorded four solo tackles and broke up a pass while posting two tackles on special

HONORS AND AWARDS

2019: PFWA All-Rookie (Special Teamer)

BEYOND THE BOLT



Along with OLB Joey Bosa, Tranquill participated with patients and their families from the Pediatric Cancer Research Foundation for Halloween in 2019 at Hoag Performance Center this past October. The players were placed at stations along a trick-or-treat trail throughout the facility, interacting with the children and their families as they passed by. The night also included a photo booth, arts & crafts, spooky snacks and a family-friendly movie.

Visited Homeboy Industries with the other defensive rookies last year as part of a day of service. The rookies toured the headquarters, spoke with staff and took a class learning to make tamales. Homeboy Industries provides hope, training and support to formerly gang-involved and previously incarcerated men and women, allowing them to redirect their lives and become contributing members of the community.

teams...**vs. Green Bay (Nov. 3):** Totaled three solo tackles on defense and two special teams tackles...Deflected a punt to give the offense possession in Packers territory...On the play, split the protection to get a hand on the punt, resulting in it going just eight yards...**at Oakland (Nov. 7):** Made the first start of his career, doing so at LB...Finished with 13 tackles (seven solo)...**vs. Kansas City (Estadio Azteca, Nov. 18):** Inactive (calf)...**at Denver (Dec. 1):** Started at LB, posting five tackles (four solo) and three tackles for loss...Closed quickly on RB Phillip Lindsay after catching a pass in the left flat, tackling the runner for a five-yard loss...**at Jacksonville (Dec. 8):** Recorded 10 tackles (seven solo) after opening at LB...**vs. Minnesota (Dec. 15):** Finished with four solo stops...**vs. Oakland (Dec. 22):** Recorded seven tackles (five solo) and a tackle on special teams...**at Kansas City (Dec. 29):** Posted five solo tackles on defense and had a special teams tackle.

COLLEGE: Played four seasons (2014, '16-18) at Notre Dame while receiving a medical redshirt for 2015...Served as a team captain for each of his final two seasons...Totaled 292 tackles (181 solo), 25 tackles for loss, 5.5 sacks, three INTs, 14 passes defended, a forced fumble and a recovery...Saw the bulk of his production come after converting to LB in 2017 for his final two seasons in South Bend, Ind., posting 171 tackles (107 solo), 19.5 tackles for loss, five sacks, eight passes defended, an interception, a forced fumble and four recoveries...As a senior in 2018, won the Wuerffel Trophy and was a finalist for the William V. Campbell Trophy... Was recognized as a freshman as Notre Dame's Defensive Newcomer of the Year.

PERSONAL: Given name Anthony Dru Tranquill...Born in Montgomery, Ala. ...Married his wife, Jackie, in July 2018...The couple has a son, Elijah James, who was born in May 2019... Eldest of five children...Active with Kids Alive International, specifically volunteering with the Dominican Republic chapter...With the other defensive rookies in 2019, visited Homeboy Industries as part of a day of service, where the rookies toured the headquarters and took part

in a class to make tamales...Participated in the team's trick or treat trail at Hoag Performance Center with the Pediatric Cancer Research Foundation in 2019, joining patients and their families in Halloween arts and crafts as well as trick-or-treating...Joined fellow rookie DT Jerry Tillery during the KCBS Telethon raising funds for COVID-19 relief by reading excerpts from their favorite children's books for Los Angeles Unified School District on Snapchat...In the 2020 offseason, Tranquill hosted the cast of the CBS show SEAL Team for a private tour of SoFi Stadium...Earned a degree in mechanical engineering from Notre Dame...**High School:** Earned *Fort Wayne News-Sentinel* Football Player of the Year as a senior at Carroll High in Fort Wayne, Ind. ...Recorded 75 tackles, 16 tackles for loss, four sacks and an INT in 2013... On offense, posted 1,420 rushing yards and 28 TDs on 114 attempts (12.5 avg.) while catching 16 passes for 348 yards (21.8 avg.) and five TDs... Added a 29-yard TD pass...Lettered four years in football, two in baseball and one in track & field...Named All-Area in baseball by the *Fort Wayne News-Sentinel* as a senior after batting .403 with four home runs, 21 runs scored, 19 RBI and 16 stolen bases.

DRUE TRANQUILL NFL STATISTICS

Year	Team	GP	GS	— Tackles —						— Interceptions —					— Fumbles —		
				Total	Solo	Asst	Sacks	Yds	TFL	No.	Yds	Lg	TD	PD	FF	FR	Yds
2019	Los Angeles Chargers	15	3	64	50	14	0.0	0	4	0	0	—	0	1	0	0	0
2020	Los Angeles Chargers	1	1	1	1	0	0.0	0	0	0	0	—	0	0	0	0	0
NFL Totals		16	4	65	51	14	0.0	0	4	0	0	—	0	1	0	0	0

CAREER TRANSACTIONS

- 2019** Selected by Los Angeles Chargers in the fourth round (130th overall) of NFL Draft, April 27...Signed rookie contract, May 10.
- 2020** Placed on Reserve/Injured (ankle), Sept. 15.



KYZIR WHITE ⚡ 44

LINEBACKER | WEST VIRGINIA

6-2 | 216 lbs | MACUNGIE, PA.

DRAFT 4 — 2018

EXPERIENCE: 4TH NFL SEASON

4TH YEAR WITH CHARGERS

CAREER HIGHLIGHTS

- ▶ Started 10 of 11 appearances in 2020, leading the Bolts in tackles (68) and solo stops (43) through the first 10 weeks of last season.
- ▶ Posted back-to-back 10-tackle games in the first two contests of the 2019 season, finishing with 55 tackles (30 solo), an interception and two passes defended while appearing in all 16 games with seven starts.
- ▶ As a rookie in 2018, recorded 19 tackles (12 solo), a tackle for loss, an interception and three passes defended in three starts before suffering a season-ending knee injury.

2020: Appeared in 11 games (10 starts) in his third season with the Chargers...Started eight of the Chargers' first nine games of 2020, before being placed on Reserve/COVID-19 on Nov. 21, then returning to the lineup in Week 14...Placed on Reserve/Injured prior following L.A.'s Week 15 overtime win at Las Vegas...Through the first 10 weeks of the season, led the team in both total tackles (68) and solo tackles (43) and raking top-10 in the AFC in both categories...His 32 solo tackles through the first five weeks ranked third in the NFL and second in the AFC among all defensive players...**at Cincinnati (Sept. 13):** Finished the day with two total tackles on defense, while also playing on more than 50-percent of the special teams snaps...**vs. Kansas City (Sept. 20):** In his first start of the season, finished the overtime affair with seven total tackles, his most since Week 2 of 2019...**vs. Carolina (Sept. 27):** Recorded a then-career-best 11 total tackles and eight solo stops...Was impactful in the run game, stuffing RB Mike Davis for a tackle of loss on second down, before joining forces with DE Isaac Rochell for a third-down stop, forcing a Panthers punt...White's 11 total tackles led the Bolts defense...**at Tampa Bay (Oct. 4):** Logged his second double-digit tackle performance in as many weeks, while tallying his first pass defended of the season...Led the team in tackles for the second straight week...**at New Orleans (Oct. 12):** Recorded a career-high 15 total tackles on *Monday Night Football*, the most second-most by any player in the NFL this season...Also logged one tackle for loss, corraling RB Alvin Kamara for a loss of five yards on second-and-6 to bring up a third-and-long,

leading to an eventual punt...**vs. Jacksonville (Oct. 25):** Recorded seven total tackles in the first Chargers home game in over a month, while gathering his first sack of the season... On Jacksonville's opening drive of the fourth quarter, White partnered with Rochell to collapse on a scrambling Jaguars QB Gardner Minshew II for a loss of nine yards on second down, forcing a third-and-16 and eventual Jacksonville punt... As a unit, the L.A. defense held the Jaguars to negative-five (-5) net passing yards in the first quarter, the fourth-fewest by a Chargers defense in the first quarter of any game in team history...**at Denver (Nov. 1):** In his sixth start of the season, logged five total tackles and his second pass defended of the year...Forced the incomplection for Denver's offense, as his poked the ball away from TE Noah Fant on second down... The defensive group held the Broncos just two rushing yards in the first half - the best showing of that nature by the Chargers defense since 2000...**vs. Las Vegas (Nov. 8):** Tallied five total tackles (three solo) for the second game in a row, while also accumulating his third pass defended of the season...**at Miami (Nov. 15):** Finished the game with six total tackles (three solo), the second-most out of any player on the defensive unit...**vs. Atlanta (Dec. 13):** In his first game back in the lineup, recorded seven total tackles (five solo)...Continued to support the unit in pass coverage, as the Chargers defense recorded three second-half INTs, the most in a single game for the unit since 2017...**at Las Vegas (Dec. 17):** Logged two solo tackles, including a stop of RB Josh Jacobs on the first play from scrimmage... Stopped Jacobs again towards the end of the third quarter, forcing an eventual Raiders punt, as the Chargers ultimately defeated Las Vegas to claim their second-consecutive win.

2019: Played in all 16 games, starting seven games at LB...Posted 55 tackles (30 solo), two passes defended and an INT...Recorded the first 10-tackle game of his career and registered back-to-back double-digit tackle performances...**vs. Indianapolis (Sept. 8):** Led the way with a team-high 13 tackles (nine solo) for the first double-digit tackle performance of his career...**at Detroit (Sept. 15):** Finished with 10 tackles (four solo), good for his second-straight 10-tackle game...**vs. Houston (Sept. 22):** Played seven defensive snaps...**at Miami (Sept. 29):** Played 13 defensive snaps and assisted on a tackle...

BEYOND THE BOLT



White is one of three brothers to bring his football career through junior college and a Division-I Power-5 school to the NFL. The eldest brother is WR Kevin White, who was taken by Chicago at No. 7 overall in the 2015 NFL Draft. Younger brother, Ka'Rau'n signed as an undrafted free agent with Cincinnati following the 2018 NFL Draft in which Kyzir was taken in the fourth round by the Chargers. All three brothers began at Lackawanna College and finished their careers at West Virginia, keeping the family name prominent in Morgantown, WV., for five football seasons (2013-17). In May 2016, Kyzir attended the spring game where Lackawanna retired Kevin's No. 8 jersey.

vs. Denver (Oct. 6): Started at LB, posting three tackles (two solo)...Recorded his first INT of the season and the second of his career, diving to pick off a pass that was deflected by DT Justin Jones...**vs. Pittsburgh (Oct. 13):** Played 28 defensive snaps...**at Tennessee (Oct. 20):** Assisted on three tackles after starting at LB...**at Chicago (Oct. 27):** Recorded two solo tackles...**vs. Green Bay (Nov. 3):** Played 11 snaps on defense and one on special teams...**at Oakland (Nov. 7):** Posted a solo stop, starting at LB...**vs. Kansas City (Estadio Azteca, Nov. 18):** Recorded a solo tackle...**at Denver (Dec. 1):** Started at LB, finishing with four tackles (two solo) and a pass defended...Broke up the pass in the first quarter intended for TE Noah Fant on a fade-route in the back right corner of the end zone...**at Jacksonville (Dec. 8):** Posted five tackles (one solo) after opening the game at LB...**vs. Minnesota (Dec. 15):** Recorded four tackles (one solo)...**vs. Oakland (Dec. 22):** Registered seven tackles (six solo), the highest output since he recorded 10 tackles in Week 2...**at Kansas City (Dec. 29):** Finished with a solo tackle.

2018: Started three games at OLB and was inactive four others before being placed on injured reserve on Nov. 3...Posted 19 tackles (12 solo) and a tackle for loss...Registered an INT and three passes defended...Added a tackle on special teams...**vs. Kansas City (Sept. 9):** Made his NFL debut, starting at OLB and playing 44 snaps on defense...Finished with five tackles (three solo)...Contributed on 10 special teams plays, recording a special teams tackle...**at Buffalo (Sept. 16):** Posted the first INT of his career and returned it nine yards to give the offense possession in the red zone...Finished with five tackles (three solo), the INT and three passes defended...On the pick, undercut a pass to TE Jason Croom in the flat in the third quarter...In the first quarter,

nearly had a pick in coverage of Croom in the flat as DE Melvin Ingram III pressured QB Josh Allen...Started the second game of his career at OLB...**at Los Angeles Rams (Sept. 23):** Opened the third game of his career at OLB, seeing time on 60 plays on defense and 11 on special teams...Finished with career highs in tackles (nine), solo stops (six) and tackles for loss (one)...**vs. San Francisco (Sept. 30):** Inactive (knee).

COLLEGE: Played S for two seasons (2016-17) at West Virginia after transferring from Lackawanna College...At West Virginia, started 25 games, racking up 152 tackles (113 solo), 14.5 tackles for loss, nine passes defended, four forced fumbles, a recovery, four sacks and three INTs...Named second-team All-Big 12 as a senior when he had 94 tackles (66 solo), 7.5 tackles for loss, seven passes defended, two forced fumbles, a sack and three INTs...At Lackawanna College, recorded 71 tackles, 3.5 tackles for loss, 10 passes defended, four INTs and two fumble recoveries...Helped lead the Falcons to an 8-2 record as a sophomore in 2015, culminating in first-team All-Northeast Football Conference and PrepStar Junior College All-American honors.

PERSONAL: Given name Kyzir Rasim White...First name is pronounced kai-ZEER...Born in Plainfield, N.J. ...His brother, Kevin, was selected by Chicago with the No. 7 overall pick in the 2015 NFL Draft out of West Virginia...Played the 2016-17 seasons at West Virginia with his other brother, Ka'Rau'n, who was signed by Seattle following the 2018 NFL Draft...All three of the brothers played at Lackawanna College before transferring to West Virginia...His sister, Kiyae, plays basketball at Auburn...Was high school teammates with RB Joe Williams...Provided instruction at youth football camps while in college...Earned a degree in multidisciplinary studies from West Virginia...**High School:** Played at Emmaus (Pa.) High, helping lead the team to the playoffs in three of his four seasons...Was a team captain and earned first-team All-Lehigh Valley Interscholastic Athletic Conference as a senior...Led the LVIAC in tackles his senior season...Two-time Athletic Director's Honor Roll...Played WR and CB while seeing action at RB in short-yardage situations.

CAREER TRANSACTIONS

- 2018** Selected by Los Angeles Chargers in the fourth round (119th overall) of NFL Draft, April 28...Signed rookie contract, May 11...Placed on Reserve/Injured (knee), Nov. 3.
- 2020** Placed on Reserve/COVID-19, Nov. 21...Activated from Reserve/COVID-19, Dec. 9.

KYZIR WHITE NFL STATISTICS

Year	Team	GP	GS	-- Tackles --				-- Interceptions --					-- Fumbles --				
				Total	Solo	Asst	Sacks	Yds	TFL	No.	Yds	Lg	TD	PD	FF	FR	Yds
2018	Los Angeles Chargers	3	3	16	12	4	0.0	0	1	1	9	9	0	2	0	0	0
2019	Los Angeles Chargers	16	7	40	25	15	0.0	0	1	1	0	0	0	2	0	0	0
2020	Los Angeles Chargers	11	10	77	50	27	0.5	4.5	4	0	0	0	0	3	0	0	0
NFL Totals		30	20	133	87	46	0.5	4.5	6	2	9	0	7	0	0	0	0



MIKE WILLIAMS ⚡ 81

WIDE RECEIVER | CLEMSON

6-1 | 244 lbs | SANTEE, S.C.

DRAFT 1 — 2017

EXPERIENCE: 5TH NFL SEASON

5TH YEAR WITH CHARGERS

CAREER HIGHLIGHTS

- ▶ Started 11 of 15 appearances in 2020, leading the Chargers with 12 receptions for 184 yards over the final three games, helping Los Angeles close out the season on a four-game win streak, including the final three against AFC West Division foes.
- ▶ Helped QB Justin Herbert lead the NFL in third-down passing TDs and in completions of 50-plus yards, assisted by his career-long 64-yard TD grab against New Orleans on Monday Night Football.
- ▶ Joined WR Keenan Allen in 2019 as the first Bolts teammates to each have 1,000 receiving yards in the same season since 2009 while also joining Allen RB Austin Ekeler as the first NFL trio of teammates to each have 900-plus receiving yards in the same year since the Patriots in 2014.
- ▶ Led the NFL in receiving average in 2019 with 20.4 yards-per-catch (min. 30 rec.).
- ▶ Set single-season career highs in 2019 in receptions (49) and receiving yards (1,001) while adding two 100-yard performances.
- ▶ Named AFC Offensive Player of the Week in Week 15 of 2018 for a performance that included two receiving TDs and 76 receiving yards on seven catches (10.9 avg.) while adding a 19-yard rushing TD and catching the game-winning two-point conversion with less than 10 seconds remaining.
- ▶ In 2018, had 10 receiving scores and one rushing TD to become the first Chargers WR since Tony Martin in 1996 to have 10 scrimmage TDs in a single season.
- ▶ Posted 11 scrimmage touchdowns in 2018, tying with Houston WR DeAndre Hopkins for the fourth-most scrimmage scores among NFL WRs that season.
- ▶ Recorded seven catches for 110 yards (15.7 avg.) in two postseason starts in 2018.
- ▶ Was on the receiving end of QB Philip Rivers' 3,989th completion as a rookie in 2017 to push the QB past Hall of Fame QB Warren Moon for eighth on the all-time completions list.

HONORS AND AWARDS

2018: AFC Offensive Player of the Week
(Week 15 at Kansas City)

2020: Started 11 of his 15 games played, recording 48 catches for 756 yards (15.8 avg.) and five receiving TDs, ranking second on the team in receiving yards and TDs...Over the final three games, led the Chargers with 184 receiving yards on 12 receptions (15.3 avg.), helping propel the offense to finish the season on a four-game win streak with three victories over divisional opponents, while rookie QB Justin Herbert set a plethora of NFL records...Of his 12 catches, eight went for first downs and one went for a receiving score...Helped rookie QB Justin Herbert lead the NFL in third-down passing TDs and leading the NFL in completions of 50-plus yards, one of which was a 64-yard TD against New Orleans on *Monday Night Football*...**at Cincinnati (Sept. 13):** Recorded four catches for 69 yards, with three of his four receptions going for a first down...**vs. Kansas City (Sept. 20):** Rushed for 64 yards on 23 carries, both of which remain season-high figures...Registered six scrimmage first downs, his most on the season...**at New Orleans (Oct. 12):** Logged a season-high 109 receiving yards on five catches, with two receiving TDs, recording his third career game with over 100 receiving yards...The two-TD outing was the his multi-TD game since the team's Thursday night win over Kansas City at Arrowhead in 2018...Williams' TD helped rookie Justin Herbert set the record for most passing TDs by a rookie (four) in the history of *Monday Night Football*...**at Denver (Nov. 1):** Recorded five catches for 99 yards, taking his career total to over 2,000 receiving yards...Caught a 24-yard TD pass from Herbert to give the Chargers a three-TD lead early in the second half, logging his first TD against the Broncos since 2018...His other four receptions all went for first downs...**vs. Las Vegas (Nov. 8):** Tallied 81 receiving yards on five receptions, with four of his five catches giving the Chargers offense a fresh set of downs...On a third-and-16 late in the second quarter, his catch-and-run on a quick slant not only gave the Bolts a fresh set of downs, but led to the eventual Keenan Allen TD two plays later, tying the game prior to the intermission...Early in the fourth quarter, Williams tip-toed the boundary to secure a 23-yard reception from Herbert, which set up a FB Gabe Nabers TD later in the drive...Outside of

making integral receptions, provided assistance blocking, leading the way on Allen's 16-yard screen pass catch-and-run on third-and-three... **at Miami (Nov. 15):** Caught two Justin Herbert passes, totaling 38 yards as both catches went for Chargers first downs...Both of his catches helped set up Los Angeles touchdowns later in those respective series...**vs. N.Y. Jets (Nov. 22):** Recorded four catches for 72 yards (18.0 avg.) and a 39-yard TD, his 16th career receiving score and fourth of the season - his most since 2018... Three of his four receptions came on third down, with two going for first downs and the other ending in his receiving TD...In all, all four of his receptions either went for first downs or a score... His receiving TD was a catch in traffic across the middle, as his catch-and-run registered as the offense's second-longest play from scrimmage of the day...His production against the Jets saw his third 70-yard receiving day in the last four games...**at Buffalo (Nov. 29):** Logged three receptions for 26 yards (8.7 avg.), one of which came on a critical fourth-and-one, as he caught a short pass from Herbert to secure the first down while being covered by CB Tre'Davious White... Two of his three catches went for first downs and all three were with White in coverage...**vs. New England (Dec. 6):** Logged four catches, his most since Week 9, for 43 yards (10.8 avg.), converting three of his four receptions for Chargers first downs...**vs. Atlanta (Dec. 13):** Started the game, but exited the game due to injury following the opening series...**at Las Vegas (Dec. 17):** Totaled two receptions for 22 yards (11.0 avg.), one of which went for a first down, in the Chargers' overtime win over the division-rival Raiders on *Thursday Night Football*...**vs. Denver (Dec. 27):** Led the offense with 54 receiving yards on four catches (13.5 avg.) as the unit helped Justin Herbert log his second-consecutive game-winning drive to defeat the Broncos and win the team's second AFC West division contest in as many weeks...**at Kansas City (Jan. 3):** In the season finale, led the Bolts offense with 108 receiving yards on six receptions (18.0 avg.), helping L.A. finish the regular season on a four-game win streak...On the receiving end of 48-yard TD pass in the third quarter, gave Herbert his 36th total TD of the season, setting the record for most total TDs by a rookie in NFL history...Of his four first-down receptions, two of them came on third down, helping Justin Herbert finish the regular season with a league-leading 73 passing first downs on third down.

2019: Started 15 games at WR and was inactive another, recording single-season career highs with 49 catches and 1,001 yards (20.4 avg.) and two TDs...With WR Keenan Allen and RB Austin Ekeler, became the first trio of teammates to each have 900-plus receiving yards in the same season since New England accomplished the feat in 2014...With Allen, the pair became the first Chargers teammates to each have 1,000-plus receiving yards in the same season since 2009...Posted two 100-yard performances... **vs. Indianapolis (Sept. 8):** Posted two catches for 29 receiving yards (14.5 avg.)...**at Detroit (Sept. 15):** Registered 83 receiving yards on three receptions (27.7 avg.), moving the chains

BEYOND THE BOLT



Williams was set to host a free youth football camp at his alma mater, Lake Marion High in Santee, S.C., for the third-straight year before the COVID-19 pandemic resulted in its cancellation. There were over 500 participants at his 2018 youth camp. Williams enjoys the opportunity to interact with the youth in his hometown, share important values and educate them on what's ahead. "I always dreamed of doing something like this, coming out here to give back to the community and let the kids enjoy themselves," Williams said at his inaugural camp in 2018.

on all three catches...In the waning seconds of the first half, laid out to catch a ball deep down the left sideline for a 47-yard gain, preventing DB Quandre Diggs from coming up with a pick and setting up a 39-yard field goal to close out the first half...Worked left-to-right on a crossing-route on third-and-two in the fourth quarter, corralling the pass in a soft spot of the zone coverage for a first down...**vs. Houston (Sept. 22):** Converted all three receptions for first downs, gaining 45 yards (15.0 avg.)...In the second quarter, beat the press coverage of CB Lonnie Johnson Jr., on a corner-route along the left sideline for a 13-yard gain on third-and-12... **at Miami (Sept. 29):** Inactive (back)...**vs. Denver (Oct. 6):** Returned to action, catching six passes for 74 yards (12.3 avg.)...Ran a deep dig-route in the second quarter, beating CB Chris Harris Jr., and settling in behind the coverage of the linebackers for a 20-yard gain...**vs. Pittsburgh (Oct. 13):** Posted five receptions for 72 yards (14.4 avg.) with all five moving the chains for first downs...In the second quarter, ran a deep curl-route on the left for 16 yards on third-and-13...Caught the ball at the line of scrimmage in the left flat before breaking a tackle by LB Devin Bush and juking past CB Mike Hilton for a 13-yard gain...**at Tennessee (Oct. 20):** Registered four catches for 47 yards (11.8 avg.)...Ran a flag-route to the right in the second quarter, getting both toes in before going out of bounds and was credited with a 21-yard catch after a successful challenge...**at Chicago (Oct. 27):** Caught three passes for 69 yards (23.0 avg.)...Ran a streak down the right side, out-jumping the coverage of DBs Kyle Fuller and Eddie Jackson for a 43-yard gain...Had a key block on DB Eddie Jackson on RB Melvin Gordon III's 19-yard TD run...**vs. Green Bay (Nov. 3):** Recorded the first 100-yard performance of his career, finishing with 111 yards on three catches (37.0 avg.)...In the first quarter, ran a drag-route from the right slot, catching the ball in the left flat before accelerating down the sideline away from trailing coverage and pursuit by CB Jaire Alexander for a 56-yard catch-and-run...Beat Alexander again in the fourth quarter by getting inside position on a skinny post-route...**at Oakland (Nov. 7):** Hauled in a pair of passes for 55 yards (27.5 avg.), moving the sticks on both receptions...Ran a streak from the right slot on one of the catches, getting inside position on CB Trayvon Mullen for a 45-yard

completion...**vs. Kansas City (Estadio Azteca, Nov. 18)**: Posted two receptions for 76 yards (38.0 avg.)...Elevated to high-point the football over S Daniel Sorensen on his first reception... Made a leaping catch in the fourth quarter for 50 yards down the left sideline behind the coverage of CB Charvarius Ward and in front of CB Rashad Fenton...**at Denver (Dec. 1)**: Set a single-season career high for receiving yards by setting a single-game career-high 117 yards on five catches (23.4 avg.)...Ran a streak in the final minute of the first half to get behind the coverage of CB Isaac Yiadom for 52 yards to set up a 30-yard TD pass to Austin Ekeler on the next play...On fourth-and-11 in the fourth quarter, brought in a one-handed, 38-yard grab despite tight coverage from Yiadom...**at Jacksonville (Dec. 8)**: Registered his first score of the season, finishing with two catches for 63 yards (31.5 avg.), including a 44-yard TD...On the score, ran a deep post-route to haul in the pass, beating the coverage of CB Tre Herndon...Had a block on Herndon to help Austin Ekeler record a 35-yard carry in the second quarter...**vs. Minnesota (Dec. 15)**: Posted four receptions for 71 yards (17.8 avg.) and a TD...Hauled in a first quarter reception for 39 yards with CB Mike Hughes in tight coverage...In the second quarter, high-pointed the ball on a fade-route in the end zone, elevating over Hughes for the two-yard TD...**vs. Oakland (Dec. 22)**: Recorded three catches for 51 yards (17.0 avg.)...Along with Keenan Allen and Austin Ekeler, became the first trio of NFL teammates to have 900-plus receiving yards in the same year since the Patriots accomplished the feat in 2014...**at Kansas City (Dec. 29)**: Registered the first 1,000-yard season of his career, capping off his campaign with two receptions for 38 yards (19.0 avg.)...Became part of the first Chargers teammates since 2009 to each have 1,000-plus receiving yards in the same year, doing so with Keenan Allen...On the first play of the second quarter, ran a fade-route and elevated to catch the pass for a 16-yard gain on third-and-seven along the left sideline with Charvarius Ward tight in coverage.

2018: Named AFC Offensive Player of the Week for his performance in a Week 15 win over the Chiefs: Seven receptions for 76 yards (10.9 avg.) and two TDs while also running in a 19-yard TD and catching the game-winning two-point conversion with less than 10 seconds remaining...Appeared in 16 games, starting five times, including twice as the third WR...Hauled in 43 receptions for 664 yards (15.4 avg.) and 10 TDs...Posted seven carries for 28 yards (4.0 avg.) and a TD...Became the first Chargers WR since 1996 (Tony Martin) to have 10 scrimmage TDs in a single season...With two TD catches and a rushing score in the second matchup against Kansas City, was just the third WR in team annals with a rushing and receiving score in the same game...Added a reception on a successful two-point conversion...On the first scoring catch of his career, became the 37th player to haul in a TD from QB Philip Rivers...Started both postseason

games at WR, including one as the team's third WR...Posted seven receptions for 110 yards (15.7 avg.)...**Awards**: AFC Offensive Player of the Week (Week 15)...Pro Football Journal First-Team All-AFC (Third WR)...**vs. Kansas City (Sept. 9)**: Registered a single-game career-high 81 receiving yards on five catches (16.2 avg.) with all five receptions moving the chains...Extended a scoring drive in the fourth quarter on third-and-five on a seam-route before spinning out of a tackle and fighting through another for a 25-yard gain...Kept another TD drive alive on second-and-19 by finding the soft spot in the zone in front of two defenders on a dig-route from the left side of the formation for a 23-yard gain...**at Buffalo (Sept. 16)**: Opened as the third WR, the second start of his career...Recorded two receptions for 27 yards (13.5 avg.), including a 10-yard TD for the first score of his career...Became the 37th player to catch a TD from Philip Rivers...On the score, ran a seam-route to get inside position on CB Vontae Davis...Later in the first quarter, ran a deep curl to find the soft spot in the zone to move the chains on third-and-12...**at Los Angeles Rams (Sept. 23)**: Hauled in four passes for 81 yards (20.3 avg.) and two TDs, marking the first multi-TD game of his career...Tied his single-game career high in receiving yards...On the first score, ran a go-route and got behind CBs Marcus Peters and Aqib Talib before laying out to make a diving 42-yard grab...Caught his second TD of the day on a flag-route on fourth-and-two, powering through S Lamaricus Joyner for the score after corraling the pass at the three-yard line...**vs. San Francisco (Sept. 30)**: Registered a 15-yard catch...Ran a crossing-route in the third quarter, hauling in the 15-yard pass despite tight coverage from DB Greg Mabin...**vs. Oakland (Oct. 7)**: Started as the third WR...Recorded three receptions for 45 yards (15.0 avg.)...Registered a three-yard gain on the first carry of his career...On a catch in the third quarter, settled between levels in the zone defense to bring in a 16-yard pass to move the chains...Blocked CB Dominique Rodgers-Cromartie late in the first half on a screen pass to RB Melvin Gordon III that went for 34 yards...**at Cleveland (Oct. 14)**: Recorded a four-yard catch and a 10-yard carry...Contributed with a block on DB Denzel Ward on a 16-yard screen pass to WR Keenan Allen in the second quarter...**vs. Tennessee (Wembley Stadium, Oct. 21)**: Caught a career-long 55-yard pass for a TD to open the scoring in the second half...On the play, sprinted behind S Kendrick Lewis on a deep corner-route to get open for the score...**at Seattle (Nov. 4)**: Caught a 30-yard TD pass...On the play, ran a hitch-route along the left sideline and broke a tackle attempt by CB Tre Flowers, tiptoeing along the sideline to stay in bounds for the score...**at Oakland (Nov. 11)**: Posted a zero-yard carry, participating on 26 offensive snaps...**vs. Denver (Nov. 18)**: Had two key receptions for 56 yards (28.0 avg.)...On his first catch, ran a corner-route to bring in a 27-yard pass along the left sideline on third-and-10...Set up the team's first TD of the day by elevating on a jump ball over CB Tramaine Brock Sr., for a 29-yard gain

on third-and-four, getting the ball to the Denver four-yard line...**vs. Arizona (Nov. 25):** Started as the lone WR...Registered four catches for 25 yards (6.3 avg.) and two TDs...On the first score, ran a flag-route on the left side and jumped to bring in the nine-yard pass, keeping control to the ground...Caught his second TD from Philip Rivers to close the first half on a fade-route, beating the coverage of CB David Amerson in the front left corner of the end zone...**at Pittsburgh (Dec. 2):** Recorded three catches for 52 yards (17.3 avg.)...Ran a post-route that went for a 20-yard gain in the third quarter, getting behind the linebackers and settling in front of S Terrell Edmunds in a soft spot of the zone defense...Later in the third quarter, posted an 18-yard reception on a deep crossing route, corralling the pass in front of CB Coty Sensabaugh and LB L.J. Fort as Philip Rivers threw a perfectly placed ball over the underneath coverage of CB Mike Hilton...**vs. Cincinnati (Dec. 9):** Totaled 45 receiving yards on three catches (15.0 avg.)...Moved the chains with a 17-yard grab on a deep hitch-route down the seam in front of CB KeiVarae Russell on third-and-10 in the fourth quarter...Blocked CB William Jackson on a 15-yard gain by RB Austin Ekeler in the first quarter...**at Kansas City (Dec. 13):** Named AFC Offensive Player of the Week...Posted a 19-yard TD run and seven catches for 76 yards (10.9 avg.) and two TDs, becoming the third Chargers WR in history (and first since 2002) with a rushing and receiving score in a single game...The three TDs brought his total to 10 for the season, making him the first Bolts WR since 1996 (Tony Martin) to do so...Started at WR...Began his night with a 38-yard gain on a go-route down the left sideline, before closing out the drive by high-pointing the ball on a fade-route with CB Steven Nelson in coverage for a three-yard TD...Added a rushing TD in the third quarter, taking an end-around toss to the right and splitting through defenders for the 19-yard score after a freeing block at the line of scrimmage by TE Virgil Green...Hauled in a back-shoulder fade while covered by CB Orlando Scandrick with four seconds remaining for a one-yard TD catch...On the ensuing two-point conversion, slipped by defenders to the back of the end zone for the wide open game-winning conversion...**vs. Baltimore (Dec. 22):** Posted a seven-yard catch...Started as the team's lone WR, participating on 40 offensive plays...**at Denver (Dec. 30):** Hauled in five passes for 65 yards (13.0 avg.) and a TD...Added a carry that went for -11 yards...Eclipsed 10 receiving TDs on the season...Ran a wheel-route to the right in the first quarter with CB Tramaine Brock Jr., in coverage, catching a back-shoulder fade pass for 18 yards...Posted the score in the third quarter, running up the

left seam and making a three-yard TD catch...**at Baltimore (AFC Wild Card, Jan. 6):** Made his NFL postseason debut, starting as the team's third WR...Registered two receptions for 42 yards (21.0 avg.) and caught a two-point conversion...Ran a seam-route on the left side of the formation to get behind CB Jimmy Butler, corralling a floated pass from Philip Rivers over the top for a 28-yard gain...Later in the drive after a one-yard TD run by Melvin Gordon, caught a two-point conversion wide open in the left corner of the end zone on a corner-route...**at New England (AFC Divisional, Jan. 13):** Posted 68 receiving yards on five catches (13.6 avg.) with four of the receptions going for first downs...Hauled in an 18-yard gain on third-and-15 on a go-route in the first quarter...Started as the team's lone WR.

2017: Appeared in 10 games with one start...Inactive for six games, including the first five weeks of the season recovering from a back injury before making his NFL debut against Oakland...Posted 11 catches for 95 yards (8.6 avg.)...Moved the chains on a 15-yard catch on third down for his first career reception...Caught the 3,989th completion of QB Philip Rivers' career, passing Hall of Fame QB Warren Moon for No. 8 in NFL history at the time...**at Denver (Sept. 11):** Inactive (back)...**at Oakland (Oct. 15):** Made his NFL debut, hauling in a 15-yard catch on third-and-six to convert for a first down...Saw first action of career on a fourth-and-two attempt late in the first quarter...**vs. Denver (Oct. 22):** Played 14 snaps on offense in the second game of his career...**at New England (Oct. 29):** Caught a seven-yard pass on 22 offensive plays...Sealed a lane with WR Tyrell Williams for RB Melvin Gordon to post an 87-yard TD run in the first quarter...**at Jacksonville (Nov. 12):** Posted two catches for 24 yards (12.0 avg.)...Hauled in a 20-yard pass in the second quarter for Philip Rivers' 3,989th career completion, passing Warren Moon for No. 8 at the time in league annals...Appeared on 27 offensive plays...**vs. Buffalo (Nov. 19):** Recorded five receptions for 38 receiving yards (7.6 avg.)...**at Dallas (Nov. 23):** Played an offensive snap before exiting with a knee injury...**vs. Cleveland (Dec. 3):** Inactive (knee)...**vs. Washington (Dec. 10):** Played 35 snaps on offense and hauled in a three-yard reception...**at Kansas City (Dec. 16):** Appeared on 30 offensive plays...**at New York Jets (Dec. 24):** Played 26 snaps on offense...**vs. Oakland (Dec. 31):** Made the first start of his career as the third WR, seeing action on 27 offensive plays...Posted an eight-yard catch.

COLLEGE: Played three seasons (2013-14, '16) at Clemson with a medical redshirt in 2015... Corralled 177 receptions for 2,727 yards (15.4 avg.) and 21 TDs in his career, good for fifth, fourth and third, respectively, in school history... Saw action in 42 games with 30 starts... Capped off his collegiate career by helping Clemson win a national title, totaling 94 yards and a TD on eight catches (11.8 avg.) in the victory over Alabama... Started 15 contests while tallying team highs in receptions (98), receiving yards (1,361) and TD catches (11) as a junior in 2016, earning second-team All-American and first-team All-Atlantic Coast Conference honors... His 98 catches were good for the second-most in a single season in school history while his 1,361 yards marked the third-most single-season output by a Tiger... Posted five 100-yard

performances as a junior, including a 200-yard output and three that went for 140-plus yards... Suffered a season-ending neck injury in the season opener of 2015, resulting in a medical redshirt... Was placed on the Biletnikoff Award Watch List to start his sophomore season in 2014 before posting 57 catches for 1,030 yards (18.1 avg.) and six TDs in 13 games with 11 starts.

PERSONAL: Given name Mike Williams... Born in Vance, S.C. ... Played alongside Indianapolis Colts WR Artavis Scott in college... Had his number retired by his high school in October 2018... Earned a degree in sociology from Clemson...
High School: Played WR, S and limited action at QB at Lake Marion High in Santee, S.C. ... Finished his senior season ranked as the No. 3 player in the state by ESPN.

MIKE WILLIAMS NFL STATISTICS

Year	Team	GP	GS	No.	— Receiving —				Att	— Rushing —				Scrimmage Yards
					Yds	Avg.	Lg	TD		Yds	Avg.	Lg	TD	
2017	Los Angeles Chargers	10	1	11	95	8.6	20	0	0	0	—	—	0	95
2018	Los Angeles Chargers	16	5	43	664	15.4	55t	10	7	28	4.0	19t	1	692
2019	Los Angeles Chargers	15	15	49	1,001	20.4	56	2	1	2	2.0	2	0	1,003
2020	Los Angeles Chargers	15	11	48	756	15.8	64t	5	1	1	1.0	1	0	757
NFL Totals		56	32	151	2,516	16.7	56	17	9	31	3.4	19t	1	2,547

POSTSEASON		GP	GS	No.	— Receiving —				Att	— Rushing —				Scrimmage Yards
Year	Team				Yds	Avg.	Lg	TD		Yds	Avg.	Lg	TD	
2018	Los Angeles Chargers	2	2	7	110	15.7	28	0	0	0	—	—	0	110
Postseason Totals		2	2	7	110	15.7	28	0	0	0	—	—	0	110

CAREER TRANSACTIONS

2017 Selected by Los Angeles Chargers in the first round (seventh overall) of NFL Draft, April 27... Signed rookie contract, May 12.

BOLT UP



Asante Samuel Jr.
26

ASANTE SAMUEL JR.

#26 ⚡ CB



Rashawn Slater

RASHAWN SLATER

#70 ⚡ T

**ROOKIES &
FIRST-YEAR PLAYERS**



RASHAWN SLATER ⚡ 70

TACKLE | NORTHWESTERN

6-4 | 315 lbs | SUGAR LAND, TEXAS

DRAFT 1 — 2021

EXPERIENCE: ROOKIE

COLLEGE HIGHLIGHTS

- ▶ *Prior to opting out of the 2020 season, was named to the preseason watch list for the Outland Trophy, given annually to the most outstanding offensive lineman in college football.*
- ▶ *Named Preseason All-America by Phil Steele and received Preseason First-Team All-Big Ten Conference acknowledgement prior to the 2020 season.*
- ▶ *Earned honorable mention All-Big Ten honors by the league's coaches and media following the 2019 season and third-team all-conference recognition (coaches) for his efforts in 2018.*
- ▶ *As a true freshman right tackle in 2018, helped current Chargers teammate Justin Jackson post his fourth-straight 1,000-yard rushing season.*
- ▶ *Selected No. 13 overall by the Chargers, becoming the first Northwestern offensive lineman to become a first-round draft choice since 1983.*
- ▶ *Recognized as an Academic All-Big Ten selection following his sophomore and junior seasons.*
- ▶ *Father, Reggie, played eight seasons in the NBA playing for the Denver Nuggets, Toronto Raptors and Minnesota Timberwolves.*

2019: Started all 11 games at left tackle... Allowed zero sacks, one quarterback hit and five quarterback hurries, totaling just six allowed quarterback pressures in 11 games...Twice earned Offensive Player of the Week honors by the team, following contests against No. 4 Ohio State and No. 20 Iowa...Prior to missing the Nebraska game, logged 30 consecutive starts along the Wildcats offensive line...With 11 starts in 2019, took his career mark to 37 total starts along Northwestern's offensive front...
Accolades: Honorable mention All-Big Ten (coaches and media)...Academic All-Big Ten.

2018: Started all 14 games at right tackle as a true sophomore, helping guide the Wildcats to an 8-1 Big Ten Conference record, appearance in the Big Ten Championship Game and victory of No. 17 Utah in the San Diego County Credit Union Holiday Bowl...Took his career mark to 26 consecutive games started at right tackle with his 14 starting nods in 2018...Protected quarterback Clayton Thorson as the signal-caller ranked third in the Big Ten with 3,183 passing yards on the season...Contributed in the run game, paving the way for Isaiah Bower to average over 100 rushing yards per game over Northwestern's final eight outings...
Accolades: Third-team All-Big Ten (coaches)...Honorable mention All-Big Ten (media)...Academic All-Big Ten.

2017: Started 12 of his 13 appearances at right tackle as a true freshman...Helped Northwestern record just their third 10-win season since 1996, going 7-2 in Big Ten matchups and a win over Kentucky in the Franklin American Mortgage Music City Bowl...Contributed to running back Justin Jackson's fourth-straight 1,000-yard rushing season, as quarterback Clayton Thorson ranked third in the Big Ten in passing yards per game (218.8) and the Wildcats averaged 29.2 points per game, ranking fourth-best in the conference...**Accolades:** Big Ten Network Freshman All-Big Ten.

HIGH SCHOOL: Attended Clements High (Texas)...Team captain for the Rangers, earned first-team all-district honors twice as an offensive lineman and second-team all-district acknowledgement as a defensive lineman...Named 2016 Houston Chronicle All-Greater Houston Second-Team, alongside of current Chargers teammate Kenneth Murray Jr. and Dolphins WR Jaylen Waddle...Competed in track & field all four of his prep years, throwing the shot put and discus...Three-time academic all-district honoree.

PERSONAL: Given name Rashawn Donavan Slater...Born in Aurora, Colo. ...Father, Reggie, played eight seasons in the NBA for the Nuggets, Raptors and Timberwolves following a collegiate career at Wyoming...Brother, RJ, played football at the United States Air Force Academy...Graduated from Northwestern with a bachelor's degree in communications and a minor in business institutions.

CAREER TRANSACTIONS

2021 Selected by Los Angeles Chargers in the first round (13th overall) of the 2021 NFL Draft, May 1...Signed rookie contract, July 27.



ASANTE SAMUEL JR. ⚡ 26

CORNERBACK | FLORIDA STATE

5-10 | 180 lbs | FORT LAUDERDALE, FLA.

DRAFT 2 — 2021

EXPERIENCE: ROOKIE

COLLEGE HIGHLIGHTS

- ▶ Named first-team All-Atlantic Coast Conference in 2020 after leading the league in passes defended per game (1.13) and recording the second-most interceptions (three), despite playing in just eight games.
- ▶ Registered three interceptions along with two fumble recoveries within Florida State's first four games in 2020, becoming the first ACC player to hit those marks in a team's first four games since 2003.
- ▶ Earned third-team All-ACC recognition following the 2019 season after leading the conference with 14 pass breakups, serving as the only defender in Power Five conferences to post 14 pass breakups and at least 45 tackles.
- ▶ Son of 11-year NFL veteran, four-time All-Pro selection and two-time Super Bowl champion Asante Samuel Sr.
- ▶ Prep teammates with WR Josh Palmer at St. Thomas Aquinas High School in Fort Lauderdale, Fla., also playing alongside 49ers DL Nick Bosa and Raiders CB Damon Arnette.

CAREER TRANSACTIONS

- 2021** Selected by Los Angeles Chargers in the second round (47th overall) of the 2021 NFL Draft, May 1...Signed rookie contract, May 13.

2020: Started all eight of his game appearances...Registered 31 tackles, one tackle for loss, three interceptions, six pass breakups, two fumble recoveries and one forced fumble...His three interceptions ranked as the second-most in the ACC, as he shared the conference-lead in average amount of passes defended (pass breakups and interceptions) per outing (1.13)...Placed third in the ACC with his two fumble recoveries and fourth in the conference with his three interceptions...In the season opener vs. Georgie Tech, nabbed two interceptions and two fumble recoveries - both single-game career-highs - along with two pass breakups to earn ACC Defensive Back of the Week honors by the conference...Collected a career-high nine tackles (five solo) and an interception against Jacksonville State in Florida State's third game of the season...The following week at No. 5 Notre Dame, corralled his second fumble recovery of the season, becoming the first player since 2003 to register three interceptions and two fumble recoveries in a team's first four games...Logged five tackles (three solo) and two pass breakups in the upset win over No. 5 North Carolina...Made three solo tackles, one behind of the line of scrimmage to register as a tackle for loss, one force fumble and one pass breakup vs. Pittsburgh...**Accolades:** First-team All-ACC.

2019: Started all 12 games and led the ACC with 14 pass breakups, ranking eighth in the nation...Totalled 48 tackles (34 solo) one tackle for loss and one interception...Ranked second in the ACC with 16 total passes defended...Amassed a career-high eight tackles (six solo) and his first career interception at No. 25 Virginia...Matched his career-best mark of eight tackles (six solo) at No. 2 Clemson, adding a pass breakup...Logged five tackles (three solo) and one pass breakup vs. Miami (Fla.), before also totaling five tackles (two solo) the following week at Boston College...Culminated the regular season with his fourth outing of multiple pass breakups, registering two at No. 8 Florida...Closed out the season with one solo tackle and two pass breakups against Arizona State in the Sun Bowl...**Accolades:** Third-team All-ACC.

2018: Appeared in all 12 games as a true freshman, starting three out of Florida State's final four contests...Recorded 17 tackles (14 solo) and nine pass breakups...Logged five pass breakups against ranked opponents in 2018, leading all ACC freshmen and ranking fourth overall in the conference...Recorded one solo stop in his first career game, commencing the season with a win over Samford...Registered a season-best three pass breakups vs. No. 2 Clemson...In his first career start, amassed a season-high four tackles (three solo)...Credited with one pass breakup at No. 3 Notre Dame... Closed out the season with two solo tackles and a pass breakup against No. 13 Florida.

HIGH SCHOOL: Won a total of three state championships in football at St. Thomas Aquinas High in Fort Lauderdale, Fla. ...Ranked the No. 25 overall recruit by ESPN in the class of 2017, earning consensus four-star status...Earned first-team all-state honors following his senior season and was named an Under Armour All-American.

PERSONAL: Given name Asante Terrell Samuel Jr. ...Father, Asante, played 11 seasons in the NFL with the Patriots, Eagles and Falcons, earning four Pro Bowl nods, four All-Pro selections and won two Super Bowls with New England... Studied business at Florida State.

COMMUNITY

FRONT OFFICE

VETERANS

DRAFT PICKS
& FREE AGENTS

2020 IN
REVIEW

RECORDS
& HISTORY

GENERAL
INFORMATION



JOSHUA PALMER ⚡ 5

WIDE RECEIVER | TENNESSEE

6-1 | 210 lbs | BRAMPTON, ONTARIO, CANADA

DRAFT 3a — 2021

EXPERIENCE: ROOKIE

COLLEGE HIGHLIGHTS

- ▶ *Over four seasons at Tennessee (2017-20), registered 99 catches for 1,514 yards and four touchdowns, averaging over 15 yards per reception for his career.*
- ▶ *Led the Volunteers in all four major receiving categories in 2020.*
- ▶ *69 of 99 career receptions went for first downs and added a rushing touchdown on a 20-yard score in 2018.*
- ▶ *Prep teammates with CB Asante Samuel Jr., at St. Thomas Aquinas High School in Fort Lauderdale, Fla., also playing alongside of 49ers DE Nick Bosa and Raiders CB Damon Arnette.*
- ▶ *A native of Brampton, Ontario, Canada, moved to Florida following his sophomore year of high school.*
- ▶ *Earned Southeastern Conference Academic Honor Roll recognition following the 2019 season.*
- ▶ *One of five Chargers draft selections in 2021 chosen to participate in the Reese's Senior Bowl.*

2020: Started all 10 games in the conference's condensed season, leading the Volunteers in receptions (33), receiving yards (475), receiving average (14.4 avg.) and receiving touchdowns (4)...Opened the season tying a career-high mark of six receptions, accounting for 85 yards (14.2) and scoring the go-ahead touchdowns in the fourth quarter of Tennessee's win at South Carolina...Posted back-to-back games with four receptions for 71 yards (17.8 avg.) against Missouri and at No. 3 Georgia, logging the first multi-touchdown outing of his career against the Bulldogs...Caught touchdowns on back-to-back possessions against Georgia, helping the Volunteers take a 21-17 lead into the intermission...Registered four catches for 57 yards (14.3 avg.) and his team-best fourth touchdown of the season vs. No. 2 Alabama...Tallied 53 yards on four catches (15.3 avg.) at Vanderbilt, before totaling three receptions for 55 yards (18.3 avg.) in the season finale vs. No. 5 Texas A&M.

2019: Appeared in all 13 games, starting 11 contests...Ranked second on the team with his career-best 34 receptions for 457 yards (13.4 avg.) and one touchdown...Opened the season with three catches for 17 yards (5.7 avg.) vs. Georgia State, only to log four receptions for 56 yards (14.0 avg.) one week later against Brigham Young...Totaled two receptions for 24 yards (12.0 avg.) at No. 9 Florida...On the road at No. 1 Alabama, caught a season-long 20-yard pass...Registered five catches for 55 yards (11.0) average vs. South Carolina, helping grant the Volunteers their third win of the season and kickstart a trend of five-straight wins to close out the season slate...Matched the yardage output from two weeks prior to post four receptions for 55 yards (13.8 avg.) and his lone touchdown of the season, finding the endzone on a 12-yard score in the third quarter, eventually proving to be the game-winning score...Had a career day at Missouri, posting six receptions for 124 yards (20.7 avg.) - both single-game best figures - to help the Volunteers clinch bowl eligibility...Closed out the season by matching his career-high mark of six catches, totaling 68 yards (11.3 avg.) in the TaxSlayer Bowl victory over Indiana...

Accolades: Fall SEC Academic Honor Roll.

CAREER TRANSACTIONS

- 2021** Selected by Los Angeles Chargers in the third round (77th overall) of the 2021 NFL Draft, May 1...Signed rookie contract, July 23.

2018: Started eight of his 12 game appearances and led the SEC in yards per catch (21.0 avg.)... Hauled in 23 catches for 484 receiving yards (21.0 avg.) and two touchdowns...Added five carries for 27 yards and a touchdown on the ground...Led the Volunteers with 10 plays from scrimmage of 20-plus yards...In the season opener vs No. 17 West Virginia, recorded three catches for 33 yards (11.0 avg.), along with one rush of seven yards...Posted his first career rushing touchdown in Tennessee's home opener vs. East Tennessee State, a 20-yard score, adding one catch for 51 yards to post a then-career-best 71 scrimmage yards on the day...The next week, registered his career-long 53-yard reception in the win over Texas-El Paso to help the Volunteers win their second outing in a row... Logged his first career touchdown reception, a 37-yard score, at No. 2 Georgia...The following outing, caught three passes for a season-best 84 yards (28.0 avg.) at No. 21 Auburn...Had one catch for 30 yards vs. No. 1 Alabama...Hauled-in a season-best four passes for 71 yards (17.8 avg.) and a touchdown vs. Charlotte.

2017: Appeared in 12 games as a true freshman, logging six starting nods...Finished the season with nine receptions for 98 yards (10.8 avg.), adding six rushing yards on one carry...In his collegiate debut, recorded one catch for seven yards against Georgia Tech in the 2017 Chick-fil-A Kickoff Game...The following week against Indiana State, posted his then-career-long catch of 18 yards, helping the Volunteers start the season 2-0...Logged first multi-catch game of his career at Kentucky, amassing a season-best two catches for 31 yards (15.5 avg.).

HIGH SCHOOL: Attended St. Thomas Aquinas High (Fla.), where he was teammates with CB Asante Samuel Jr. ...Notes that his first practice repetition at St. Thomas Aquinas was against Samuel...In 2016, the pair of Chargers rookies helped lead the Knights to the program's third-straight Florida Class 7A State Championship... Named Florida Class 7A All-State Second-Team following the 2016 season...Contributed to the program's 2015 state championship teams, alongside of 49ers DE Nick Bosa and Raiders CB Damon Arnette...Prior to St. Thomas Aquinas, attended St. Roch High School in Brampton, Ontario from 2013-14.

PERSONAL: Given name Joshua Keith Palmer... Born in Toronto, Ontario, Canada...Father, Keith, played football collegiately at the University of Windsor (Canada)...His parents are of Jamaican descent...In the summer of 2019, travelled to Rwanda on a mission trip with VOLeaders, a group comprised of University of Tennessee student-athletes...Recipient of the Emmon Love Athletic Memorial Endowed Scholarship at Tennessee...Graduated with a bachelor's degree in business management/marketing.



TRE' MCKITTY ⚡ 88

TIGHT END | GEORGIA

6-4 | 246 lbs | WESLEY CHAPEL, FLA.

DRAFT 3b — 2021

EXPERIENCE: ROOKIE

COLLEGE HIGHLIGHTS

- ▶ *Transferred to Georgia prior to the 2020 season and was named to the preseason watchlist for the John Mackey Award for the second-straight season.*
- ▶ *In lone season with the Bulldogs, logged six catches for 108 yards (18.0 avg.) and one touchdown.*
- ▶ *Registered a 40-yard reception, a career-long accolade, on the opening series of Georgia's win over South Carolina, setting up his eventual six-yard receiving score three plays later on the game's opening drive.*
- ▶ *Spent first three seasons at Florida State, registering 50 catches for 520 yards (10.4 avg.) and two receiving touchdowns.*
- ▶ *Earned Academic All-ACC honors following the 2018 season.*
- ▶ *One of five Chargers draft selections in 2021 chosen to participate in the Reese's Senior Bowl.*

CAREER TRANSACTIONS

- 2021** Selected by Los Angeles Chargers in the third round (97th overall) of the 2021 NFL Draft, May 1 (compensatory pick)...Signed rookie contract, July 27.

2020: After transferring from Florida State, started six of his seven game appearances for Georgia in the Southeastern Conference's condensed season...In his first game as a member of the Bulldogs, posted two receptions for 47 yards (23.5 avg.) with each reception going for a first down in the win over No. 14 Tennessee...The following week at No. 2 Alabama, caught a 10-yard pass for a first down on Georgia's first play from scrimmage, helping to set up the offense's display of 24 first-half points scored against the eventual national champions...Logged two receptions for 47 yards and one touchdown at South Carolina...On the game's opening possession, hauled in a career-long 40-yard reception, setting up his eventual six-yard receiving touchdown three plays later to give the Bulldogs an early lead, one that they would not relinquish...**Accolades:** John Mackey Award preseason watchlist.

2019: Appeared in all 12 games, logging nine starts for the Seminoles...Totaled 23 receptions for 241 yards (10.5 avg.) on the season...Caught four passes for a career-high 70 yards (17.5 avg.) at No. 25 Virginia...Logged two catches for 19 yards with a long of 16 yards at No. 3 Clemson...Matched his career-best mark of five receptions in the final road game of the 2019 slate at Wake Forest, accumulating 44 yards receiving...**Accolades:** John Mackey Award preseason watchlist.

2018: Started 10 of his 12 game appearance at tight end, setting career-best figures with 26 receptions for 256 yards (9.8 avg.) and two touchdowns on the season...Averaged 11.6 yards per catch on third down, leading all ACC tight ends (min. 10 targets)...Ranked fourth among tight ends in the conference with his 26 receptions, as the mark registered as the highest single-season total by a Florida State tight end since 2014...Opened the season with a then-career-high five receptions for 25 yards (5.0 avg.) against No. 20 Virginia Tech, only to follow that up with five catches for 59 yards (11.8 avg.) and his first career touchdown one week later vs. Samford...Amassed 46 yards and one touchdown on three receptions (15.3 avg.) in a come-from-behind win on the road at Louisville...Recorded his 25-yard receiving score in the fourth quarter, helping the Seminoles win their third-straight game...Posted his third outing of the season with at least five catches following his five-catch, 57-yard (11.4 avg.) performance at North Carolina State...**Accolades:** Academic All-ACC.

2017: Appeared in 11 games as a true freshman, primarily contributing on special teams...In the regular season finale against Louisiana-Monroe, hauled in a 23-yard catch to register his first career reception.

HIGH SCHOOL: Attended IMG Academy (Bradenton, Fla.)...Recorded 25 receptions for 241 yards and four touchdowns in 2016 for IMG, as he was one of seven IMG standouts in 2016 that later became selections in the 2021 NFL Draft...Helped lead the Ascenders to a perfect 11-0 record in 2016, earning All-Florida first-team honors from *USA Today*...Attended Wesley Chapel High (Fla.) and Tampa Catholic High (Fla.) prior to IMG.

PERSONAL: Given name Tre' Roosevelt McKitty...Born in Tampa, Fla. ...Graduated from Florida State with a bachelor's degree in criminology...Intends to earn his pilot's license.



CHRIS RUMPH II ⚡ 94

OUTSIDE LINEBACKER | DUKE

6-2 | 244 lbs | GAINESVILLE, FLA.

DRAFT 4 — 2021

EXPERIENCE: ROOKIE

COLLEGE HIGHLIGHTS

- ▶ *Totaled a career-high eight sacks in 2020, sharing the Atlantic Coast Conference's top mark and earning second-team All-ACC recognition following the season.*
- ▶ *Over his three seasons of action (2018-20), amassed 17.5 career sacks to rank fourth all-time in Duke annals.*
- ▶ *Earned second-team All-American honors from Sports Illustrated, along with third-team All-ACC recognition from the conference, following the 2019 season.*
- ▶ *Registered 3.5 sacks in against Miami (Fla.) in 2019, which ranked second all-time in Duke history for the most amount of sacks in a single game, and was named ACC Defensive Lineman of the Week for his efforts.*
- ▶ *Received ACC Rookie of the Week honors by the conference following Duke's win over Georgia Tech in 2018, where he recorded four tackles for loss, one sack and one fumble recovery, helping set up Duke's go-ahead score.*
- ▶ *Selected to USA Today's Freshman All-America list following the 2018 season.*
- ▶ *Father, Chris, is currently the defensive line coach of the Chicago Bears.*

2020: Started all 11 games, pacing the ACC with eight sacks and leading the Blue Devils with a team-best 12.5 tackles for loss, which ranked seventh in the conference...Registered 53 tackles (25 solo), one forced fumble, one fumble recovery and one pass breakup...Ranked sixth all-time on Duke's single-season sack chart with his eight takedowns in 2020...Posted four outings with multiple tackles for loss and two contests with two-plus sacks...Commenced the season with five tackles (three solo) at No. 10 Notre Dame... Matched his career-best tackle performance against Boston College, posting eight stops (two solo) and a sack...Recorded his first multi-sack outing of the season at Syracuse, logging two quarterback drops in Duke's first win of the 2020 season...Followed that performance up with 2.5 tackles for loss the following week at North Carolina State, amassing one sack in his 2.5 drops behind the line of scrimmage...Totaled three sacks against Charlotte, which registered as the third-most amount of sacks in a single game in program history, helping the Blue Devils secure their second win of the year...Amassed four tackles (three solo), 2.5 tackles for loss, including one-half of a sack, and a forced fumble at Georgia Tech... Closed out the home slate with a fumble recovery at No. 9 Miami...**Accolades:** Second-team All-ACC.

CAREER TRANSACTIONS

- 2021** Selected by Los Angeles Chargers in the fourth round (118th overall) of the 2021 NFL Draft, May 1...Signed rookie contract, May 18.

2019: Appeared in all 12 games, compiling 47 tackles (19 solo), 13.5 tackles for loss, 6.5 sacks, three pass breakups and one forced fumble...Led the Blue Devils and ranked eighth in the ACC with his 13.5 tackles behind the line of scrimmage... Registered nine outings with three-plus tackles and four games with five-plus stops...His 6.5 sacks ranked as the ninth-highest single-season mark in Duke annals...Against Middle Tennessee State, all four of his solo stops registered as tackles for loss, which matched the seventh-highest single-game total in program history... Recorded 3.5 sacks against Miami, which tied for the second-most all-time by a Duke player in a single game...**Accolades:** Third-team All-ACC... First-team All-America (Pro Football Focus)... Second-Team All-America (*Sports Illustrated*)... ACC Defensive Lineman of the Week (vs. Miami).

2018: Appeared in all 13 games, logging one start, in his first season of action...Registered 25 tackles (12 solo), eight tackles for loss, three sacks, one fumble recovery and one pass breakup...His eight tackles for loss ranked sixth all-time on Duke's single-season chart of most tackles for loss by a freshman...Recorded first career sack in a road boat at Northwestern, finishing the day with three stops (two solo)...The following week, logged his second quarterback takedown in as many weeks, amassed four tackles (two solo) on the afternoon... In his first career start, set a career-high mark with seven tackles (five solo), four tackles for loss, one sack and one fumble recovery, earning ACC Rookie of the Week honors by the conference...His fumble recovery occurred late in the third quarter, setting up Duke's go-ahead score and helping to propel to the Blue Devils to their win over Georgia Tech...**Accolades:** *USA Today* Freshman All-America.

HIGH SCHOOL: Attended Buchholtz High School (Fla.)...Named Large School Player of the Year by The Gainesville Sun following his senior season in 2016, after helping lead Buchholtz to their 7A District 3 Championship and state playoff berth...As a senior, registered over 100 tackles, along with 21.0 tackles for loss, 18.0 sacks, one interception and two fumble recoveries, leading to his first-team all-area acknowledgement... Following the 2016 season, received American Family Insurance All-UDA Florida second-team recognition by *USA Today*... Prior to Buchholtz, attended Lake Travis High School (Texas) and American Christian Academy (Ala.).

PERSONAL: Given name Christopher Micheal Rumph II...Born in Lexington, S.C. ...Father, Chris, serves as the defensive line coach for the Chicago Bears...His father earned four varsity letters as a linebacker at South Carolina (1991-94), helping lead the Gamecocks to the program's first bowl victory following the 1994 campaign...Last season, his father was a member of the Houston Texans coaching staff, after two seasons on the University of Tennessee's staff working alongside of Chargers secondary coach Derrick Ansley...Volunteers with Habitat for Humanity...Avid video gamer, skier and fisherman...Graduated from Duke with a bachelor's degree in sociology and a minor in cultural anthropology.



BRENDEN JAIMES ⚡ 64

GUARD/TACKLE | NEBRASKA

6-5 | 300 lbs | AUSTIN, TEXAS

DRAFT 5 — 2021

EXPERIENCE: ROOKIE

COLLEGE HIGHLIGHTS

- ▶ Started 40 straight games at Nebraska, setting the program record for most consecutive starts by a Cornhuskers offensive lineman.
- ▶ Finished his career with a streak of 31 consecutive starts at the left tackle position.
- ▶ Earned honorable mention All-Big Ten recognition by the conference's coaches and media following each of his final three seasons (2020, 2019, 2018).
- ▶ Named Academic All-Big Ten following the 2020 and 2019 seasons.
- ▶ Voted Offensive Most Valuable Player by his teammates and coaches following the 2019 season.
- ▶ Received Big Ten Network Honorable Mention All-Freshman Team recognition after starting nine games as a true freshman — the most by a Nebraska offensive lineman in school annals.
- ▶ One of five Chargers draft selections in 2021 chosen to participate in the Reese's Senior Bowl.

CAREER TRANSACTIONS

- 2021** Selected by Los Angeles Chargers in the fifth round (159th overall) of the 2021 NFL Draft, May 1...Signed rookie contract, May 13.

2020: Started the first seven games at left tackle before opting out of the Nebraska's final game to commence draft preparations... Extended his active streak of consecutive starts along the offensive line to 40 - the most consecutive starts by an offensive lineman in Cornhuskers history - and consecutive starts at left tackle to 31...His 40 career starts ranked second all-time by an offensive lineman in program history...Helped propel a rushing attack that ranked second in the Big Ten with an average of 201.4 yards per game...In Nebraska's win at Purdue, made his 39th consecutive start along the offensive front, setting the record for most consecutive starts by an offensive lineman in Nebraska history...**Accolades:** Honorable mention All-Big Ten (Coaches and Media)... Academic All-Big Ten.

2019: Started all 12 games at left tackle... Voted Offensive Most Valuable Player by his teammates following the season...Anchored an offensive front that helped allow the skill positions rank second in the Big Ten in rushing offense (205.5 yards per game) and fifth in total offense (411.5 yards per game)...At Illinois, the Cornhuskers offense accumulated 690 yards of total offense - the most by any team in a Big Ten matchup since 2007...The offensive output against Illinois accounted for the most total yards of offense in a Big Ten contest in program annals...Nebraska's mark of 54 points scored in the road finale against Maryland matched the highest point total by a Cornhuskers squad in a Big Ten game since Nebraska joined the conference in 2011...**Accolades:** Honorable mention All-Big Ten (Coaches and Media)... Academic All-Big Ten...Team Offensive Most Valuable Player.

2018: Started all 12 games for the Cornhuskers at left tackle...Helped protect true freshman quarterback Adrian Martinez, who ranked second in the Big Ten and 12th nationally in total offensive yards per game (295.1)...As a contributor to Nebraska's offensive front, the offensive unit helped produce the first 1,000-yard receiver in program history and the first 1,000-yard rusher since 2014...The offense reached a stretch during the season of seven-straight games with at least 450 yards of total offense, which set a new program record...**Accolades:** Honorable mention All-Big Ten (Coaches and Media).

2017: Started the final nine games of the season at right tackle...Made his collegiate debut against Rutgers, becoming just the fifth true freshman offensive lineman to start a game for the Cornhuskers...Ultimately, was one of only three true freshman offensive linemen in the Big Ten to start every conference game in the 2017 season...With the assistance of his protection, the offense second in the conference with 277.5 passing yards per game...**Accolades:** Big Ten Network Honorable Mention All-Freshman Team.

HIGH SCHOOL: Attended Lake Travis High in Austin, Texas...As a senior in 2016, helped Lake Travis post a 15-1 record en route to a Texas Class 6A Division 1 state title...Named District Offensive Lineman of the Year following his senior season...One season prior, helped lead Lake Travis to an appearance in the Class 6A Division 1 state title game, earning second-team all-state recognition for his efforts...Also played lacrosse and competed in track and field, earning three varsity letters in field events...Was a regional finalist in the discus throw following his junior and senior seasons of competition.

PERSONAL: Given name Brenden Stewart Jaimes...Last name is pronounced HIGH-miss... Born in Austin, Texas...Graduated from Nebraska with a bachelor's degree in criminal justice... During his time at Nebraska, participated in hospital visits and helped coordinate and facilitate organized walks and runs for charitable causes...Earned a degree in criminology and criminal justice from Nebraska.



NICK NIEMANN ⚡ 31

LINEBACKER | IOWA

6-3 | 244 lbs | SYCAMORE, ILL.

DRAFT 6a — 2021

EXPERIENCE: ROOKIE

COLLEGE HIGHLIGHTS

- ▶ *Received third-team All-Big Ten Conference honors by the conference's coaches and by Phil Steele following the 2020 season, along with honorable mention recognition from the Big Ten media.*
- ▶ *Led the Hawkeyes in total tackles (77) and solo tackles (37) as a senior, ranking fourth in the Big Ten in tackles per game (9.6)*
- ▶ *Named Academic All-Big Ten following each of his four seasons at Iowa (2017-20).*
- ▶ *Played for father, Jay, who has served as Iowa's assistant defensive line coach and defensive recruiting coordinator since 2019.*
- ▶ *Brother, Ben, is currently a linebacker for the Kansas City Chiefs.*

2020: Started all eight games for the Hawkeyes in the Big Ten Conference's condensed season... Led Iowa's defensive unit with 77 tackles (37 solo), while also recording 2.5 tackles for loss and recovering one fumble...Recorded eight solo tackles in the season opener at Purdue, followed up by 10 tackles (two solo) vs. Northwestern the following week...After starting the season 0-2, recorded seven tackles (three solo) at Michigan State for Iowa's first win of the season, kick-starting a 6-0 finish to the regular season for the Hawkeyes...Posted a career-high 17 tackles (six solo) at Penn State, including one tackle for loss...Closed out the season with eight tackles (three solo), along with a split tackle for loss, in a winning effort over No. 25 Wisconsin...On Wisconsin's opening possession, landed on a fumble recovery in Badger territory to give the Hawkeyes quality field position, leading to an eventual 3-0 advantage in the season-ending victory...**Accolades:** Third-team All-Big Ten (Coaches)...Third-team All-Big Ten (Phil Steele)...Honorable mention All-Big Ten (Media)...Academic All-Big Ten.

2019: Saw action in all 13 games, starting eight... Posted 32 tackles (15 solo), 2.5 tackles for loss, one sack and one interception...Secured his first career interception Iowa's win over No. 22 Southern California in the San Diego Credit Union Holiday Bowl...Commenced the season with three tackles vs. Miami (Ohio)...Starting at outside linebacker, helped the Hawkeyes defense hold Rutgers to just 125 yards of total offense... Notched seven tackles (three solo) at No. 19 Michigan...Toted two tackles, one of which registered as a tackle for a loss of eight yards, and an interception against No. 22 Southern California...Helped Iowa defeat the Trojans, 49-24, in the San Diego Credit Union Holiday Bowl to secure the program's third-straight bowl victory...**Accolades:** Academic All-Big Ten.

2018: Saw action in 11 games, starting five starts at outside linebacker...Registered 43 tackles (18 solo), two and a half tackles for loss and one sack...In his first career start, helped the Hawkeyes defense hold Northern Illinois to 211 yards of total offense, tallying four solo tackles... Secured a then-career-high seven tackles (three solo) and his first career sack in a winning effort over Iowa State...Two weeks later, set a new career-best mark with 10 tackles (three solo) vs. No. 18 Wisconsin...At Illinois, recovered a blocked punt and returned the takeaway seven yards, setting up a second-quarter touchdown...**Accolades:** Academic All-Big Ten.

CAREER TRANSACTIONS

- 2021** Selected by Los Angeles Chargers in the sixth round (185th overall) of the 2021 NFL Draft, May 1...Signed rookie contract, May 13.

2017: Appeared in all 13 games as a redshirt freshman, primarily contributing on special teams...Finished the season with five tackles (four solo) after redshirting the 2016 season... Recorded first career solo tackle at Iowa State... Saw action against No. 4 Penn State, registering one assisted tackle...Tallied one solo tackle in Iowa's win over Boston College in the PinStripe Bowl...**Accolades:** Academic All-Big Ten.

HIGH SCHOOL: Attended Sycamore (Ill.) High...A team captain as a senior, earned first-team all-star and all-conference honors and was named Defensive Player of the year in the Northern Illinois Big 12 Conference...Named Player of the Year by *The Daily Chronicle*... Totaled 94 tackles, eight tackles for loss and four sacks as a senior linebacker, along with 14 receptions for 366 yards as a tight end for Sycamore...Helped the Spartans reach the state quarterfinals as a junior.

PERSONAL: Given name Nicholas Jay Niemann...Born in Waterloo, Iowa...Father, Jay, currently serves as the assistant defensive line coach and defensive recruiting coordinator at Iowa...Older brother, Ben, is currently a linebacker for the Kansas City Chiefs and the pair spent two seasons as teammates at Iowa... Regularly visited the University of Iowa Stead Family Children's Hospital...Earned the defensive unit's Team Leader Award following his redshirt season in 2016...Graduated from Iowa with a bachelor's degree in enterprise leadership and a minor in human resources.

COMMUNITY

FRONT OFFICE

VETERANS

DRAFT PICKS
& FREE AGENTS

2020 IN
REVIEW

RECORDS
& HISTORY

GENERAL
INFORMATION



LARRY ROUNTREE III ⚡ 35

RUNNING BACK | MISSOURI

5-10 | 211 lbs | RALEIGH, N.C.

DRAFT 6b — 2021

EXPERIENCE: ROOKIE

COLLEGE HIGHLIGHTS

- ▶ Recorded 3,720 career rushing yards over four years at Missouri (2017-20), the most all-time by a Missouri running back in program history.
- ▶ Registered 40 career rushing touchdowns, matching Missouri's all-time career mark by a running back, as his 14 scores in 2020 were the most by any Tigers back since 2013.
- ▶ Over his four seasons with the Tigers, posted 14 outings with over 100 rushing yards — the most by any running back in program history.
- ▶ Earned second-team All-Southeastern Conference recognition from the league's coaches following the 2020 season.
- ▶ Culminated career ranked 16th all-time in SEC history for career rushing yards (3,720).
- ▶ Named to the conference's All-Freshman Team as an all-purpose player/return specialist in 2017.
- ▶ One of five Chargers draft selections in 2021 chosen to participate in the Reese's Senior Bowl.

CAREER TRANSACTIONS

- 2021** Selected by Los Angeles Chargers in the sixth round (198th overall) of the 2021 NFL Draft, May 1...Signed rookie contract, May 13.

2020: Registered 1,019 yards on 209 carries with 14 rushing scores over 10 games played in Missouri's condensed Southeastern Conference schedule...Took his career rushing mark to 3,720 rushing yards, the most by any running back in Tigers history...His 14 rushing touchdowns elevated his career total to 40, which matched the program record for most rushing scores by a running back in school annals...Posted five games with 100-plus rushing yards, taking his career total to 14 — the second-most by any player in Missouri history...Through the air, logged 15 catches for 100 receiving yards — both career-best figures...Accounted for 119 yards on 18 carries in a winning effort over No. 17 LSU... Followed that performance with 126 yards on the ground the following week against Kentucky behind a career-high 37 carries, helping the Tigers gain back-to-back victories...Recorded a career-high six receptions for 36 yards at No. 10 Florida...Posted 160 yards and three touchdowns on 21 carries against Vanderbilt, only to rush for a season-high 185 yards and three touchdowns on 27 attempts in a last-second win over Arkansas the following week...Registered a season-best 36 yards receiving on four catches vs. No. 12 Georgia...In the season finale at Mississippi State, recorded 121 yards on 25 carries, adding two rushing touchdowns to take his season total to a career-high 14 on the season...**Accolades:** Second-Team All-SEC (coaches).

2019: Totaled 864 yards rushing on 186 carries and nine rushing touchdowns, along with 13 receptions for 70 yards receiving, in 12 games played...Rushed for 104 yards on 17 carries vs. West Virginia to give the Tigers their first win of the 2019 season...One week later, posed a season-high 142 yards and two touchdowns on 18 attempts, along with a season-best three receptions for 16 yards, against Southeast Missouri State...Tallied 126 yards on 21 carries with two rushing scores against Ole Miss, helping Missouri claim their fifth-straight win...Averaged 74.9 all-purpose yards per outing in 2019.

2018: Posted a career-high 1,216 rushing yards on 225 carries with 11 touchdowns in 13 games played...Added 14 catches for 62 yards to account for 1,303 yards from scrimmage...His 1,216 rushing yards ranked fourth in the SEC...Rushed for a career-high 204 yards in the Liberty Bowl against Oklahoma State, averaging 7.6 yards per attempt on 27 carries...Rushed for over 100 yards in each of Missouri's final three games, helping the Tigers win four-straight to close out the regular season and earn a bowl bid...Totaled 168 yards on 23 carries, then a career-high mark, at Purdue in the third game of the season, helping the Tigers reach a 3-0 mark to start the season...Against Memphis, rushed for 118 yards on just nine carries, registering a single-game career-best figure of 13.1 yards per attempt...Added a career-high three rushing scores in the win over Memphis...In the regular season finale, posted a 119-yard performance on the ground vs. Arkansas one week after logging 135 rushing yards on 26 carries, along with a touchdown, at Tennessee, helping the Tigers close out the regular season with four-straight victories...Closed out the season with a 204-yard performance on the ground in Missouri's loss to

Oklahoma State in the Liberty Bowl...Broke off a career-long 55-yard touchdown run early in the fourth quarter to keep the Tigers within striking distance down the stretch...**Accolades:** SEC Academic Honor Roll.

2017: Appeared in all 13 games as a true freshman and registered 703 yards on 123 rushing attempts, good for a mark of 5.6 yards per carry...Added five rushing scores as a true freshman...Contributed in the kickoff return game and averaged 21.5 yards per return on 25 kickoff return opportunities...His 703 rushing yards ranked as the third-most by a freshman in program history...In the final seven games of the season, averaged 82.0 yards per game and helped the Tigers close out the season with six-straight regular season wins and an appearance in the Texas Bowl...Rushed for 83 yards and set a career-high mark with three touchdowns against Florida...The following week, accounted for 155 yards on 18 rushing attempts and a touchdown, including a 64-yard rushing near the end of the first half, in a winning effort against Tennessee... To close out the season, registered 111 yards from scrimmage for Missouri in the Texas Bowl.

HIGH SCHOOL: Attended Millbrook High (N.C.), where he accounted for 1,147 yards and 21 touchdowns on 201 carries as a senior... In the return game, averaged 33.8 yards per kickoff return...Rushed for 87 yards on 17 carries in the Shrine Bowl of the Carolinas All-Star Game following his senior season...Awarded conference co-offensive player of the year in 2016...Also participated in track & field.

PERSONAL: Given name Larry Lee Rountree III...Born in Raleigh, N.C. ...Member of Omegai Psi Phi fraternity while at Missouri.



MARK WEBB JR. ⚡ 29

DEFENSIVE BACK | GEORGIA

6-1 | 207 lbs | PHILADELPHIA, PA.

DRAFT 7 — 2021

EXPERIENCE: ROOKIE

COLLEGE HIGHLIGHTS

- ▶ *Over his four years at Georgia (2017-20), helped the Bulldogs appear in three Southeastern Conference Championship Games and claim three New Year's Six bowl victories, while never ranking outside of the top-15 in the AP poll.*
- ▶ *Led Georgia with two fumbles in 2019, the latter of which helped the Bulldogs secure a victory over No. 7 Notre Dame, while registering a career-best 46 tackles (31 solo).*
- ▶ *Co-winner of the Charley Trippi Award following the 2019 season, which is given annually to the Georgia player that displays admirable versatility.*
- ▶ *One of four Georgia defensive backs to be selected in the 2021 NFL Draft, the most DBs taken by one program in a single year since 2004 (Miami).*
- ▶ *High school teammates with Falcons TE Kyle Pitts at Archbishop Wood (Philadelphia, Pa.) and played youth football with Chargers S Nasir Adderley.*
- ▶ *Played in the inaugural Polynesian Bowl in Honolulu Hawai'i following his final high school season, leading Team Mariota — in recognition of Raiders QB Marcus Mariota, who served as Webb's team captain — offensively with four receptions for 45 yards and a touchdown.*
- ▶ *One of five Chargers draft selections in 2021 chosen to participate in the Reese's Senior Bowl.*

CAREER TRANSACTIONS

- ▶ **2021** Selected by Los Angeles Chargers in the seventh round (241st overall) of the 2021 NFL Draft, May 1...Signed rookie contract, May 13.

2020: Saw action in eight out of Georgia's 10 games in the Southeastern Conference's condensed 2020 season, logging three starts... Recorded 21 tackles (10 solo), one interception and three passes defended... Closed out the third quarter vs. No. 7 Auburn by securing his first career interception, helping hold the Tigers to a total of six points scored in the contest as the Bulldogs commenced the season with back-to-back wins... Named one of Georgia's three team captains for the Bulldogs in their win over No. 14 Tennessee... Posted a then-season-high four tackles at No. 2 Alabama...Registered a career-high nine tackles against Mississippi State...Following the season, recorded five tackles for the American Team in the 2021 Reese's Senior Bowl.

2019: Registered a career-high 46 tackles (31 solo), three passes defended and two forced fumbles, starting nine of his 14 games appearances...Ranked fifth on the team in tackles and paced the Bulldogs with his two forced fumbles...Started off the season with a then-career-high seven tackles (four solo) at Vanderbilt, before forcing a fumble and securing a team-high six solo stops, including one for a loss of six yards, against Murray State... Recorded three tackles and one forced fumble in the win over No. 7 Notre Dame...Posted six tackles (three solo) and a pass breakup in a win over No. 6 Florida...Led the Bulldogs defense with five tackles (four solo) in a winning effort at Tennessee...Secured three tackles (two solo) to help the Bulldogs defeat No. 7 Baylor in the Allstate Sugar Bowl...**Accolades:** Co-winner of the Charley Trippi Award for versatility.

2018: Appeared in all 14 games, logging one start...Registered 14 tackles (eight solo) and three passes defended...Recorded a season-high six tackles (four solo) in a win over No. 24 Auburn...Recorded two tackles against No. 1 Alabama in the SEC Championship Game.

2017: Appeared in all 13 games as a true freshman, primarily contributing on special teams...Started his career as a wide receiver, before switching to defensive back in-season... Made his defensive debut for the Bulldogs in a road win over Notre Dame.

HIGH SCHOOL: Attended Archbishop Wood High (Pa.)...Registered 703 yards and six touchdowns receiving as a senior in 2016 to help the Vikings secure the PIAA Class 5A State Championship...Teammates with Falcons TE Kyle Pitts, who became the highest-drafted tight end in the modern draft era after being selected No. 4 overall by Atlanta in the 2021 NFL Draft...Selected to play in the inaugural Polynesian Bowl in Honolulu, Hawai'i in 2017... Led Team Mariota with four catches for 45 yards and a touchdown.

PERSONAL: Given name Mark Steven Webb Jr. ...Born in Philadelphia, Pa. ...Played youth football with Chargers S Nasir Adderley and Lions RB D'Andre Swift, whom is a cousin... Recipient of the Charles G. Rood and James W. and Elizabeth P. Plant Football Scholarships while at Georgia...Studied housing management policy at Georgia and is working towards his bachelor's degree.



MICHAEL BANDY

WIDE RECEIVER

5-10 | 190 | 1st NFL SEASON
1st YEAR WITH CHARGERS
FREE AGENT — 2021
SAN DIEGO
SERVITE HIGH
LA MIRADA, CALIF.

THE SPRING LEAGUE (2021): Returned to the Conquerors for a second season, co-sharing the team lead in receptions through the club's six-game slate.

SPRING LEAGUE (2020): After going undrafted, spent his first of two seasons with the Conquerors of The Spring League.

COLLEGE: A two-time FCS All-America selection, spent four seasons at the University of San Diego (2016-19), departing the school as one of the most decorated receivers in program history...Earned consensus All-America recognition following the 2018 season where he led the FCS with 1,698 receiving yards, the fifth-most in a single season in FCS history...With 10 catches for 324 yards at Davidson in 2018, set the FCS record for highest receiving average in a single game in FCS history (min. 10 receptions)... Over his final two seasons with the Toreros, hauled in 26 receiving touchdowns and 2,850 yards... Became the first USD receiver to notch multiple seasons with 1,100-plus yards...A two-time San Diego Sports Association (SDSA) Amateur Star of the Year (2018, 2019), registered 192 receptions for 3,294 yards and 28 touchdowns in 43 career games played for San Diego.

PERSONAL: Given name is Michael Marlon Bandy Jr. ...Nickname is 'Mikey'...Born in Downey, Calif. ...Younger brother, Kyle, plays RB at the University of La Verne...Enjoys golfing and surfing...Graduated from San Diego with a bachelor's degree in political science...**High School:** Attended Servite High in La Mirada, Calif. ...Earned team Most Valuable Player honors following his junior season in 2013...Lettered two years each in football and baseball.

CAREER NFL TRANSACTIONS:

2021: Signed by Los Angeles Chargers as free agent, June 21.



DARIUS BRADWELL

RUNNING BACK

6-0 | 235 | 1st NFL SEASON
2nd YEAR WITH CHARGERS
FREE AGENT — 2020
TULANE
GODBY HIGH
TALLAHASSEE, FLA.

2020: Appeared in two games for the Bolts, primarily contributing on special teams... Promoted to the active roster via standard practice squad elevation for both contests... Signed to the club's practice squad following training camp, remaining on the team's practice squad through the entirety of the 2020 season.

COLLEGE: Played four seasons (2016-19) at Tulane, appearing in 38 games...Ran for 2,062 yards and 17 TDs on 289 attempts (5.2 avg.) over his career...Enjoyed his most productive season as a junior in 2018, totaling 1,134 rushing yards for the eighth 1,000-yard season in school history...Ranks tied for 13th in school annals with four career 100-yard performances... Earned Most Valuable Player honors of the AutoNation Cure Bowl in 2018 with 150 yards and two touchdowns on 35 attempts.

PERSONAL: Given name Darius Bradwell... Nickname is 'Bull'...Born in Lake City, Fla. ... Father, Antonio, played college football at Louisville...In his youth, helped his mom clean office buildings...Worked at the family-owned funeral home...In college, worked as a valet... Was a member of the Fellowship of Christian Athletes...Began playing the piano in eighth grade...Earned a degree in operations with a minor in business management from Tulane...

High School: Named first-team All-Big Bend Area and honorable mention All-State as a senior at Godby High in Tallahassee, Fla. ...Over his final two prep seasons, registered 4,535 total yards and 55 touchdowns — 2,427 yards and 20 TDs passing, and 2,108 yards and 35 TDs rushing — while topping 100 rushing yards in nine games...In 2015, ran for 1,213 yards and 14 TDs on 125 carries (9.7 avg.), while passing for 1,097 yards and 11 TDs.

CAREER NFL TRANSACTIONS:

2020: Signed by Los Angeles Chargers as undrafted free agent, April 30...Waived by Chargers, Sept. 5...Signed by Chargers to practice squad, Sept. 6...Activated from practice squad, Sept. 19...Reverted to practice squad, Sept. 21...Activated from practice squad, Sept. 26...Reverted to practice squad, Sept. 28.

2021: Re-signed by Chargers to Reserve/Future contract, Jan. 4.



JOHN BRANNON

CORNERBACK

6-0 | 190 | 1st NFL SEASON
2nd YEAR WITH CHARGERS
FREE AGENT — 2020
WESTERN CAROLINA
SOUTH MECKLENBURG HIGH
CHARLOTTE, N.C.

2020: After spending the first 16 weeks on the club's practice squad, appeared in the Week 17 win over Kansas City...Primarily contributed on special teams, while logging four defensive snaps, in the season finale...**at Kansas City (Jan. 3):** Made his NFL debut, appearing in four plays on defense.

COLLEGE: Played four seasons (2016-19) at Western Carolina, playing 38 career games with 16 starts...Posted 86 tackles and seven INTs for the Catamounts...Earned All-Southern Conference recognition as a senior with 55 tackles (30 solo), a tackle for loss, eight passes defended, two fumble recoveries and three INTs while starting all 12 games...Scored a pair of TDs in his career, including one as a sophomore on a 41-yard pick-six, which led to Southern Conference Defensive Player of the Week honors...Had the other score on a 23-yard INT return as a senior in the season opener.

PERSONAL: Given name John William Brannon III...Nickname is 'JB'...Born in Charlotte, N.C. ... Two cousins — Justin Byers and Stephen Griffin — played college football at North Carolina State...Has been active in RISE 2 IMPACT, which educates, exposes and equips young boys of color to put them on a path to success...Played the trumpet in his youth...Earned a degree in marketing from Western Carolina and is close to a double-major with sports management...**High School:** Named second-team defense All-Charlotte Observer at South Mecklenburg High in Charlotte, N.C. ...Earned *South Charlotte Weekly* Defensive Player of the Year honors as a senior... Played WR and CB for the Sabres...Posted 56 tackles, six tackles for loss, a sack and eight INTs as a senior...On offense, caught 24 passes for 98 yards (4.1 avg.) and three TDs...Had eight INTs in each of his last two seasons, setting the school single-season record.

CAREER NFL TRANSACTIONS:

2020: Signed by Los Angeles Chargers as undrafted free agent, April 30...Waived by Chargers, Sept. 5...Signed by Chargers to practice squad, Sept. 6.

2021: Activated from practice squad, Jan. 2... Reverted to practice squad, Jan. 4...Re-signed by Chargers to Reserve/Future contract, Jan. 4.



COLE CHRISTIANSEN

LINEBACKER

6-1 | 230 | 1st NFL SEASON
2nd YEAR WITH CHARGERS
FREE AGENT — 2020
ARMY
NANSEMOND-SUFFOLK A.C.A.
SUFFOLK, VA.

2020: Appeared in four games for the Chargers in his rookie season, totaling two special teams stops...Signed to Los Angeles' practice squad following training camp and remaining on the unit until being signed to the active roster for Week 17...Played in three games from Week 11 to Week 13, using the COVID-19 replacement elevation for his NFL debut in Week 11 against the Jets, then standard practice squad elevations for the subsequent two games... Originally joined the Bolts as a free agent in April, ultimately being waived during final roster modifications...Recorded his first career tackle in Week 13 against New England, partnering with LB Nick Vigil on punt coverage for his first career special teams tackle...**vs. N.Y. Jets (Nov. 22):** Contributed on special teams, serving as an asset on kickoff coverage and kickoff return... **at Buffalo (Nov. 29):** Added responsibilities on punt team, continuing to be an asset on kickoff and kickoff return...**vs. New England (Dec. 6):** Logged his first career tackle, splitting a special teams stop with Nick Vigil on punt coverage...**at Kansas City (Jan. 3):** Secured a stop on kickoff coverage to mark his second career special teams tackle, helping the Chargers close out the regular season with four-straight victories.

COLLEGE: Played four seasons (2016-19) at Army, playing 44 career games with 35 starts...Served as a team captain as a junior and senior...Posted 275 tackles (153 solo), 3.5 sacks and 20.5 tackles for loss...Added an INT, five passes defended, three forced fumbles, a recovery and a blocked kick...Earned first-team All-Independent recognition in 2018 and 2019... Finished his senior year with a career-high 112 tackles (63 solo)...Was a semifinalist for the 2019 Lott IMPACT Trophy, recognizing a player that makes the biggest IMPACT — which stands for Integrity, Maturity, Performance, Academics, Community and Tenacity — on and off the field.

PERSONAL: Given name Cole Jennings Christiansen...Born in Newport News, Va. ... Grandfather, Ronald, served 40 years in the Air Force...Will serve in the Army following his playing career...Father, David, worked as a firefighter in his youth...Mother, Monica, works in local government...Worked on the family farm, which houses over 100 horses...The family dog is a golden retriever named Biscuit...Began playing the guitar about a year ago...Enjoys longboarding, fishing, boating and being at the beach...Earned a degree in engineering management with an infrastructure track from Army...**High School:** Three-year captain at Nansemond-Suffolk Academy in Suffolk, Va. ... Named Virginia Independent Schools Athletic Association State Defensive Player of the Year twice...Helped lead the Saints to a 2015 VISAA state title in 2015...Three-time All-State and two-time Conference Player of the Year recipient...Played LB, RB and QB, lettering all four years in football... Also lettered a year in baseball and three years in lacrosse, serving as team captain as a senior.

CAREER NFL TRANSACTIONS:

2020: Signed by Los Angeles Chargers as undrafted free agent, April 30...Waived by Chargers, Sept. 5...Signed by Chargers to practice squad, Nov. 21...Reverted to practice squad, Nov. 23...Activated from practice squad, Nov. 28... Reverted to practice squad, Nov. 30...Activated from practice squad, Dec. 5...Reverted to practice squad, Dec. 7.

2021: Signed to active roster, Jan. 1.



BEN DeLUCA

DEFENSIVE BACK
6-1 | 202 | ROOKIE
FREE AGENT — 2021
CHARLOTTE
BISHOP MOORE CATHOLIC
ORLANDO, FLA.

COLLEGE: Started 38 of 43 career games over five seasons (2016-20) at Charlotte, graduating as the program's all-time leader in tackles (313), forced fumbles (9), fumble recoveries (6) and pass breakups (17) over a career...Served as a team co-captain for each of his final two seasons... Earned honorable mention All-Conference USA recognition by the league's coaches on three occasions (2020, 2018, 2017)...Recorded 16 tackles in Charlotte's 2020 season opener... Missed most of the 2019 season due to injury, though he was named to the Conference USA Commissioner's Academic Honor Roll in each of his five seasons with the 49ers program...His five forced fumbles as a true sophomore in 2017 led the nation, becoming the first Charlotte player to lead the NCAA in any statistical category... As a true freshman, tabbed with Conference USA All-Freshman Team and Pro Football Focus Freshman First-Team All-America honors after recording a team-best three takeaways, including a 59-yard fumble return touchdown, and ranking third on the team with 68 tackles.

PERSONAL: Given name is Stephen Benito DeLuca Jr. ...Born in DeLand, Fla. ...Graduated from Charlotte with a bachelor's in communications and a second degree in sociology...**High School:** Captain and second-team All-State Class 5A (Florida Times-Union) selection as a senior in 2015 for Bishop Moore Catholic (Fla.), helping lead the Hornets to a 5A FHSAA state championship... Recorded over 100 tackles in each of his final two seasons, as Bishop Moore claimed three-consecutive 5A District 11 titles.

CAREER NFL TRANSACTIONS:

2021: Signed by Los Angeles Chargers as undrafted free agent, May 1.



BREIDEN FEHOKO

DEFENSIVE LINEMAN

6-3 | 300 | 1st NFL SEASON
2nd YEAR WITH CHARGERS
FREE AGENT — 2020
LOUISIANA STATE
W.R. FARRINGTON HIGH
HONOLULU, HAWAII


2020: After spending the first 10 weeks on the club's practice squad, appeared in back-to-back games for the Bolts in Weeks 12 and 13 via standard practice squad elevation...Reverted back to the practice squad following Week 13, spending the final five weeks with the club.

COLLEGE: Played two seasons (2018-19) at Louisiana State and sat out the 2017 season due to transfer rules after playing two years (2015-16) at Texas Tech...Appeared in 23 games with 12 starts for the Tigers, posting 33 tackles (10 solo), two sacks, nine tackles for loss and a pair of passes defended...Member of 2018 Southeastern Conference Academic Honor Roll...Started all 25 games played at Texas Tech...Totaled 38 tackles (21 solo), two sacks, 7.5 tackles for loss, a pass defended and an interception for the Red Raiders...Earned honorable mention All-Big 12 recognition in 2015 as a freshman.

PERSONAL: Given name Breiden Hincley Fehoko...Name is pronounced 'BRAY-dun fuh-HO-ko'...Born in Honolulu, Hawaii...Father, Vili, was good friends with Hall of Fame LB Junior Seau...Former Ravens and Lions NT Haloti Ngata is a relative...Father also served as the mascot for the University of Hawai'i for many years, performing at Rainbow Warriors games and the Pro Bowl...Participated in the Friends program in high school, where students did activities and ate lunch with special needs schoolmates...First job was a summer camp counselor in high school...Eventually wants to build his own house...Enjoys playing video games and spending time with his four-year-old dog, Simba...Has played the ukulele and drums since his youth...Earned a degree in communications from Louisiana State...**High School:** Earned Under Armour High School All-America honors at W.R. Farrington High in Honolulu, Hawaii...Ranked by Scout as a senior as the No. 4 defensive lineman in the class...As a senior, compiled 74 tackles, 16 sacks, 27 tackles for loss and six forced fumbles.

CAREER NFL TRANSACTIONS:

2020: Signed by Los Angeles Chargers as undrafted free agent, April 26...Waived by Chargers, Sept. 5...Signed by Chargers to practice squad, Sept. 6...Activated from practice squad, Nov. 28...Reverted to practice squad, Nov. 30...Activated from practice squad, Dec. 5...Reverted to practice squad, Dec. 7.
2021: Re-signed by Chargers to Reserve/Future contract, Jan. 4.



JOE GAZIANO

OUTSIDE LINEBACKER

6-4 | 280 | 1st NFL SEASON
2nd YEAR WITH CHARGERS
FREE AGENT — 2020
NORTHWESTERN
XAVIERIAN BROTHERS HIGH
SCITUATE, MASS.


2020: Appeared in two games for the Chargers in his rookie season...Signed to the practice squad after being waived during the final round of roster cuts...Elevated for L.A.'s Week 5 *Monday Night Football* matchup against New Orleans via standard practice squad gameday elevation, ultimately was inactive...Used his second standard elevation for the team's Week 16 win over Denver, securing his first career NFL tackle...Signed to the active roster prior to Week 17, seeing action along the defensive front in the season finale win over Kansas City...Amassed one total tackle and one QB hit in his two game appearances...Originally signed with the Chargers as a free agent following the 2020 NFL Draft...**at New Orleans (Oct. 12):** Inactive...**vs. Denver (Dec. 27):** In his first NFL game, partnered with LB Kenneth Murray to corral WR KJ Hamler on a second-down rush attempt...Logged 14 snaps along the defensive front in his first career game...**at Kansas City (Jan. 3):** Helped force an incompleting by pressuring QB Chad Henne, registering a QB hit...Proved to be an asset along the defensive front as the unit held the Chiefs to a season-low 268 total net yards, as the Chargers ended the regular season on a four-game win streak.

COLLEGE: Played four seasons (2016-19) at Northwestern after redshirting in 2015, playing 47 career games...Totaled 153 tackles (100 solo) and 48.5 tackles for loss...With 30 sacks, ranks No. 1 in school history...Added 15 passes defended, 10 forced fumbles and four recoveries...Earned first-team All-Big Ten honors as a senior, third-team All-Big Ten as a junior and second-team All-Big Ten Defensive Team as a sophomore in 2017...Led the conference with eight sacks as a sophomore...Academic All-Big Ten in each of his four years.

PERSONAL: Given name Joseph Matthew Gaziano...Born in Scituate, Mass. ...Father, Frank, and Uncle, Joe, played college football at Lafayette College in Eaton, Pa. ...Is heavily involved with his family in the Jimmy Fund in Boston for pediatric cancer research...Had a college internship in brokerage services for commercial real estate... Enjoys golfing and estimates his handicap is around 17...Earned a degree in communications with a business minor from Northwestern...
High School: Named second-team All-USA by USA Today in 2014 at Xaverian Brothers High in Westwood, Mass. ...Rated the No. 1 prospect in Massachusetts by Scout, 247Sports and Rivals... Named 2014 Massachusetts Gatorade Player of the Year...Earned 2014 *Boston Globe* Division One Player of the Year, Massachusetts Coaches Association All-State...Twice was recognized as Catholic Conference MVP...Helped the Hawks finish 12-0 in 2014 en route to a Massachusetts Division 1 Super Bowl championship...Lettered four years in football and three in lacrosse, serving as a captain of both teams.

CAREER NFL TRANSACTIONS:

2020: Signed by Los Angeles Chargers as undrafted free agent, April 30...Waived by Chargers, Sept. 5...Signed by Chargers to practice squad, Sept. 10...Released by Chargers, Sept. 22...Signed by Chargers to practice squad, Sept. 29...Activated from practice squad, Oct. 12...Reverted to practice squad, Oct. 13... Activated from practice squad, Dec. 26... Reverted to practice squad, Dec. 28.
2021: Signed to active roster, Jan. 1.



NATE GILLIAM

GUARD

6-4 | 310 | 1st NFL SEASON
2nd YEAR WITH CHARGERS
FREE AGENT — 2020
WAKE FOREST
FARRAGUT HIGH
KNOXVILLE, TENN.

2020: Signed to the practice squad following training camp, spending the entirety of the 2020 season on the club's practice squad.

COLLEGE: Played four seasons (2016-19) at Wake Forest after redshirting in 2015...Played 47 career games with 28 starts for the Demon Deacons...Earned third-team All-Atlantic Coast Conference honors as a senior...In 2019, played on an offensive line that blocked for three 500-yard rushers and for QB Jamie Newman to throw for 26 touchdowns and rank second in the ACC with 286.8 total offense yards-per-game.

PERSONAL: Given name James Nathaniel Gilliam...Last name is pronounced 'GILL-em'...Born in Knoxville, Tenn. ...Brother, Jacob, played T at Tennessee, playing on a torn ACL the final seven weeks of his senior season, and is now a lawyer... Grandfather, Larry Nutt, served in the Navy on a submarine during the Cuban Missile Crisis...Great Uncle, James, served in the Army during World War II and was one of the first paratroopers to drop into Europe from the United States...Worked in a warehouse monitoring inventory for his first job...Faith is very important to him and his pastor was friends with Hall of Fame DE Reggie White...Earned a degree in economics from Wake Forest...
High School: Named first-team All-State in Class 6A as a senior at Farragut High in Knoxville, Tenn. ...Also earned All-District 4AAA and District Lineman of the Year honors...Played G, T and DT...Lettered three years in football and one in basketball...Was a team captain as a senior.

CAREER NFL TRANSACTIONS:

2020: Signed by Los Angeles Chargers as undrafted free agent, April 30...Waived by Chargers, Sept. 5...Signed by Chargers to practice squad, Sept. 6.

2021: Re-signed by Chargers to Reserve/Future contract, Jan. 4.



JARED GOLDWIRE

DEFENSIVE LINEMAN
6-6 | 305 | ROOKIE
FREE AGENT — 2021
LOUISVILLE
KENTWOOD HIGH
LAKEWOOD, WASH.

COLLEGE: Appeared in 33 games over three seasons (2018-20) for Louisville...Named All-Atlantic Coast Conference Second-Team (AP) following the 2020 season after registering a career-high 35 tackles (20 solo), 5.5 tackles for loss and two sacks in 10 games...Accounted for 83 tackles (46 solo), six tackles for loss, four sacks and four passes defended over his three seasons with the Cardinals...Contributing on special teams, blocked two kicks over his career, the first of which occurred in the fourth quarter of Louisville's 2018 win over Western Kentucky... Prior to Louisville, appeared in eight games for Fort Scott Community College (Kan.) in 2016.

PERSONAL: Given name is Jared Elijah Goldwire...Born in Tacoma, Wash. ...Graduated from Louisville with a bachelor's degree in criminal justice and a master's degree in business administration...
High School: Attended Kentwood High School in Covington, Wash.

CAREER NFL TRANSACTIONS:

2021: Signed by Los Angeles Chargers as undrafted free agent, May 1.



KEMON HALL

CORNERBACK

5-11 | 190 | 1st NFL SEASON
2nd YEAR WITH CHARGERS
WAIVERS (DAL) — 2021
NORTH TEXAS
CALHOUN CITY HIGH
CALHOUN CITY, MISS.

2020: Began the season on the practice squad of the Saints after spending training camp with the Vikings...Was released by New Orleans prior to Week 2...Joined the practice squad of the Cowboys prior to Week 17, rounding out the regular season with Dallas and subsequently signing a Reserve/Future contract with the club following the regular season.

2019: After spending training camp with the Chargers, signed to the club's practice squad, where he spent Week 1, before being released following the season opener...Signed to Minnesota's practice squad following Week 17, helping prepare the Vikings for each of their two postseason contests.

COLLEGE: Played two seasons (2017-18) at North Texas after spending 2016 at Itawamba Community College in Fulton, Miss. ...As a senior, earned first-team All-Conference USA recognition...Closed out his North Texas career with 120 tackles (89 solo), two tackles for loss, six INTs, 28 passes defended and a forced fumble...Kicked off 2018 with three-straight contests with an INT, including two that went for TDs...As a sophomore at Itawamba Community College played nine games with two INTs and 45 tackles.

PERSONAL: Given name Lagaryan Kemon Hall...Born in Grenada, Miss. ...Enjoys hunting, fishing and riding horses in his leisure...Relative is Levarious Varnado, former CB at Louisiana-Lafayette...Was on the team leadership council at North Texas...Read to youth while in college at Ginnings Elementary in Denton, Texas...Earned a degree in integrated studies from North Texas...


High School: Named a team captain as a senior at Calhoun City (Miss.) High...Played CB, WR and P...Went to back-to-back state title games as a junior and senior...Lettered four years in football and four years in baseball.

CAREER NFL TRANSACTIONS:

2019: Signed by Los Angeles Chargers as undrafted free agent, May 10...Waived by Chargers, Aug. 31...Signed by Chargers to practice squad, Sept. 1...Released by Chargers, Sept. 10...Signed by Vikings to practice squad, Dec. 31.

2020: Re-signed by Vikings to Reserve/Future contract, Jan. 12...Waived by Vikings, Aug. 3...Signed by New Orleans Saints, Aug. 25...Waived by Saints, Sept. 5...Signed by Saints to practice squad, Sept. 6...Released by Saints, Sept. 19...Signed by Dallas Cowboys to practice squad, Dec. 23.

2021: Re-signed by Cowboys to Reserve/Future contract, Jan. 4...Waived by Cowboys, May 5...Claimed off waivers by Chargers, May 6.



DARIUS HARPER

TACKLE

6-6 | 300 | ROOKIE
FREE AGENT — 2021
CINCINNATI
SPRINGFIELD HIGH
SPRINGFIELD, OHIO

COLLEGE: Stated 18 out of 26 game appearances over three seasons (2018-20) at Cincinnati...Earned honorable mention All-American Athletic Conference in 2020 after anchoring AAC-champion Cincinnati's offensive front...Helped the Bearcats offense average a conference-best 5.6 yards per carry and lead the league in fewest sacks allowed by an AAC offensive line unit (nine)...Started eight out of 14 games played in 2019 for Cincinnati, helping guide RB Michael Warren II to his second-straight 1,000-plus yard rushing season, becoming the program's first player since 2011 to hit the milestone in consecutive seasons...Named to the AAC Academic Team in 2019...Prior to Cincinnati, was a member of Miami (Ohio) University's basketball team...Started 14 of his 30 appearances as a true freshman center for the RedHawks in 2016-17.

PERSONAL: Given name is Darius Lamarr Harper...Born in Springfield, Ohio...Has one daughter, Aaliyah...Earned his bachelor's degree in criminal justice from Cincinnati...**High School:** Attended Springfield High School (Ohio)...Two-year letter winner for the Wildcats...On the hardwood, earned four varsity letters was named second-team All-GWOC following his senior season.

CAREER NFL TRANSACTIONS:

2021: Signed by Los Angeles Chargers as undrafted free agent, May 1.



RYAN HUNTER

GUARD

6-3 | 316 | 1st NFL SEASON
2nd YEAR WITH CHARGERS
FREE AGENT — 2020
BOWLING GREEN STATE
CANISIUS HIGH
NORTH BAY, ONTARIO, CANADA

2020: Signed to the Chargers practice squad prior to Week 4, spending the remaining 13 weeks of the regular season with the club.

2019: Appeared in three games for the Super Bowl-champion Chiefs, primarily contributing on special teams...Provided protection on field goal and extra point attempts as the Chiefs posted a 2-1 record in games in which he appeared...Inactive (healthy scratch) for the first two games of 2019, before making his NFL debut in the Chiefs' Week 3 win over Baltimore...Appeared in the next two games before being waived following Week 6, before being re-signed to the club's privative squad two days later...Elevated to the active roster prior to the AFC Divisional Round...Inactive (healthy scratch) for each of Kansas City's three postseason bouts, including Super Bowl LIV...Saw action on 12 offensive snaps in 2019, on top of his special teams contributions...**vs. Baltimore (Sept. 22):** Made NFL debut.

2018: Spent the entirety of his rookie season on the Chiefs practice squad.

COLLEGE: Appeared in 52 games over four seasons at Bowling Green (2014-17) after redshirting in 2013...As a redshirt senior in 2017, started all 12 games at left tackle for the Falcons, earning third-team All-Mid-American Conference recognition. Leading the charge up front, Bowling Green produced two 700-yard rushers in 2017, including true freshman, and fellow third-team All-MAC honoree, Andrew Clair...Started all 12 games at right tackle as a redshirt junior in 2016 as teammate Fred Coppet rushed for over 1,000 yards on the season...Following each of his final three seasons, was named a MAC Distinguished Scholar-Athlete (2015-17). Redshirted his true freshman season in 2013.

PERSONAL: Given name Ryan Hunter...Born in North Bay, Ontario, Canada...**High School:** Attended Canisius High School in Buffalo, N.Y., serving as a team captain his senior season (2012) and sharing The Buffalo News Player of the Year Award with teammate, and current Falcons RB, Qadree Ollison...Was awarded the Trench Trophy which is bestowed upon Western New York's Lineman of the Year...Earned first-team all-state and first-team All-Western New York recognition.


CAREER NFL TRANSACTIONS:

2018: Signed by Kansas City Chiefs as undrafted free agent, May 5...Waived by Chiefs, Sept. 1...Signed by Chiefs to practice squad, Sept. 2.

2019: Re-signed by Chiefs to Reserve/Future contract, Jan. 22...Waived by Chiefs, Oct. 8...Signed by Chiefs to practice squad, Oct. 10.

2020: Signed to active roster, Jan. 7...Waived by Chiefs, Sept. 5...Signed by Los Angeles Chargers to practice squad, Oct. 1.

2021: Re-signed by Chargers to Reserve/Future contract, Jan. 4.



JOHN HURST

WIDE RECEIVER

6-2 | 190 | 1st NFL SEASON
2nd YEAR WITH CHARGERS
FREE AGENT — 2020
WEST GEORGIA
CAMBRIDGE HIGH
MILTON, GA.

2020: After signing with the eventual Super Bowl-champion Buccaneers as an undrafted free agent, spent training camp with the Tampa Bay before starting the season on Reserve/Injured (ankle)...After being activated from the reserve list, was subsequently waived by Tampa Bay, before signing to the club's practice squad two days later after clearing waivers...Was released by Tampa Bay prior to Week 9, before joining the Chargers' practice squad prior to Week 11, spending the final seven weeks of the regular season with Los Angeles.

COLLEGE: Appeared in 35 games over four seasons of action at West Georgia (2016-19) after redshirting the 2015 season...Over his four seasons, caught 77 passes for 1,242 yards (16.1 avg.) and 12 touchdowns...Was named to West Georgia's All-Decade Team of the 2010s...Logged 40 catches for 654 yards (16.4 avg.) and seven touchdowns in his final season of action for the Wolves in 2019, earning first-team All-Gulf South Conference recognition and Don Hansen All-Super Region 2 Team honors following the season...Caught one pass as a true freshman in 2016, taking the grab 43 yards for a touchdown...Joined the West Georgia program as a walk-on in 2015.


PERSONAL: Given name John Michael Hurst...Born in Milton, Ga. ...Married his wife, Kimberly, this offseason...Graduated from West Georgia with a degree in physical education...

High School: Attended Cambridge High School in Milton, Ga., earning All-North Fulton County recognition following his senior season in 2014...Recorded 63 receptions for 834 yards and seven touchdowns in his final prep season.

CAREER NFL TRANSACTIONS:

2020: Signed by Tampa Bay Buccaneers as undrafted free agent, May 4...Placed on Reserve/Injured (ankle) on Sept. 6...Activated from Reserve/Injured on Oct. 19...Waived by Buccaneers, Oct. 29...Signed by Buccaneers to practice squad, Oct. 22...Released by Buccaneers from practice squad, Nov. 5...Signed by Los Angeles Chargers to practice squad, Nov. 16.

2021: Re-signed by Chargers to Reserve/Future contract, Jan. 4.

**HUNTER KAMPMOYER****TIGHT END**

**6-4 | 243 | ROOKIE
FREE AGENT — 2021
OREGON
BISHOP UNION HIGH
BISHOP, CALIF.**

COLLEGE: Appeared in 45 games over four seasons (2017-20) with Oregon after redshirting in 2016...After starting his career as a defensive lineman, switched to the offensive side and blossomed as a tight end...Started four of five game appearances in the Pac-12's condensed 2020 season, recording a career-best 14 receptions for 161 yards and three touchdowns...Posted a 14-yard touchdown reception against USC in the Pac-12 Championship Game, becoming just the third Ducks TE in program history to record a touchdown in the conference championship game...Played in all 14 games, starting seven, in 2019, as Oregon captured their first of two-consecutive Pacific-12 Conference titles and defeated No. 8-ranked Wisconsin in the 106th Rose Bowl Game...After switching to tight end prior to spring practices, served as a primary special teams contributor throughout the 2018 season...Named scout team player of the year by the offensive unit for his efforts as a true freshman in 2016...Contributed on special teams, primarily on kickoff return and punt coverage, each of his final four seasons for the Ducks.

PERSONAL: Given name is Hunter Christian Kampmoyer...Graduated from Oregon with a bachelor's in sociology...Is proficient in sign language...**High School:** Attended Bishop Union (Calif.) High, earning first-team All-Division IV-V All-State by Cal-Hi Sports as a defensive lineman.

CAREER NFL TRANSACTIONS:

2021: Signed by Los Angeles Chargers as undrafted free agent, May 1.

**ALEX KESSMAN****KICKER**


**6-2 | 189 | ROOKIE
FREE AGENT — 2021
PITTSBURGH
CLARKSTON HIGH
CLARKSTON, MICH.**

COLLEGE: In 50 career game appearances, set the University of Pittsburgh's all-time record for most made field goals (69) and accumulated the third-most points scored by any player in program history (341)...Over his career, connected on 69-of-96 (.719) field goal attempts and converted 134-of-138 (.971) career extra point attempts...Made 12 field goals of 50-plus yards over his career, the most in Pittsburgh history...By connecting on 12-of-18 career field goals of 50-plus yards, set the NCAA record for highest success rate (.667) on field goal attempts greater than 50 yards (min. 15 attempts)...Named second-team All-Atlantic Coast Conference for his efforts in 2020 and was a semifinalist for the Lou Groza Award after tying the program record for most field goals made in a single season, connecting on 23-of-29 (.793) tries...Matched his own program-best mark with four makes of 50-plus yards in 2020...Set the school record after connecting on a 58-yard field goal at Boston College in 2020...Named ACC Specialist of the Week on three occasions in 2020...Converted 22-of-31 (.710) field goal attempts in 2019...Scored all of Pittsburgh's points against Miami (Fla.) in 2019, going four-for-four on tries, including a 54-yard conversion, to become the first Panthers kicker to make four-plus field goals in a single game since 2012, earning ACC Specialist of the Week honors following the game...Contributed to punt responsibilities in 2019, posting a net average of 43.2 yards per punt, with a long of 54 yards and five punts inside of the opponent's 20-yard line, on nine attempts...Awarded All-ACC Third-Team honors in 2018 after setting a school record with four field goals made of 50-plus yards...Set the Heinz Field record by making a 55-yard attempt against Syracuse in 2018...Received the John Fulmer Most Valuable Special Teams Player Award following Pittsburgh's Sun Bowl loss to Stanford after going two-for-three (.667) on field goal attempts and securing touchbacks on all four of his kickoffs...Converted 11-of-19 (.579) field goals as a redshirt freshman in 2019...Against Syracuse, went three-for-three on field goal attempts and tied a program record, while also setting the Carrier Dome's all-time record, with a long of 56 yards...Named ACC Special Teams Player of the Week following his performance against Syracuse...Redshirted in 2016 as a true freshman...Led the Panthers in points scored all four seasons.

PERSONAL: Given name is Alexander Thomas Kessman...Born in St. Joseph, Mich. ...Graduated from Pittsburgh with a bachelor's degree in criminal justice...**High School:** In addition to kicking and punting, started at quarterback and safety for Clarkston (Mich.) High...Named to Michigan's All-State Division 1-2 team as a kicker by The Associated Press and earned All-State 'Dream Team' recognition from The Detroit News...Earned two state championships during his four years at Clarkston and was selected to play in the Michigan High School Football Coaches Association (MHSFCA) East-West All-Star Game following his senior season.

CAREER NFL TRANSACTIONS:

2021: Signed by Los Angeles Chargers as undrafted free agent, May 1.



RYAN LANGAN

LONG SNAPPER
6-1 | 237 | ROOKIE
FREE AGENT — 2021
GEORGIA SOUTHERN
RIVERSIDE HIGH
CEDAR RAPIDS, NEB.

COLLEGE: Appeared in 51 career games (2017-20) at Georgia Southern, serving as the team's primary long snapper all four seasons...Handled every punt, field goal and extra point snap for Georgia Southern since the start of the 2017 season...Received honorable mention All-Sun Belt Conference honors by the league's coaches following the 2020 season, along with third-team All-America and first-team All-Sun Belt recognition by Phil Steele...Semifinalist for the Patrick Mannelly Long Snapper of the Year Award...Earned second-team All-Sun Belt recognition by Phil Steele in 2019...Provided the snap on Georgia Southern's game-winning field goal against Eastern Michigan in the 2018 Raycom Media Camellia Bowl...First collegiate snap came in the form of a punt snap as a true freshman in 2017 at No. 12 Auburn...In punt coverage, recorded three career tackles...Twice awarded to the Sun Belt Conference's academic honor roll.

PERSONAL: Given name is Ryan Matthew Langan...Graduated from Georgia Southern with a bachelor's degree in criminal justice...Father, James, played basketball at Chadron State (Neb.)...Actively contributes his time to the Kids & Dreams Foundation...**High School:** Played six-man football at Riverside High (Neb.)...Helped lead the Chargers to three state championships, earning All-State honors by the Grand Island Independent (Neb.)...Also played basketball at Riverside.

CAREER NFL TRANSACTIONS:

2021: Signed by Los Angeles Chargers as undrafted free agent, May 1.



DAMON LLOYD

LINEBACKER
6-0 | 235 | 1st NFL SEASON
1st YEAR WITH CHARGERS
FREE AGENT — 2021
INDIANA (PA.)
THE JOHN CARROLL SCHOOL
AVINGDON, MD.

CANADIAN FOOTBALL LEAGUE (2020):


Initially signed with the Montreal Alouettes of the Canadian Football League before the 2020 CFL season was cancelled.

COLLEGE: Appeared in 48 games over four seasons for Indiana University of Pennsylvania (2016-19), earning second-team All-America honors from The Associated Press following his senior season...Finalist for the Cliff Harris Award, which is given annually to the top defensive player in small college football...2019 Pennsylvania State Athletic Conference West Defensive Athlete of the Year after leading the league with a team-high 122 tackles, the most by an Crimson Hawks defender since 1990...His 122 stops ranked seventh in the nation across Division II...On the season, added 6.5 tackles for loss, five pass breakups, two forced fumbles, two fumble recoveries and an interception that was returned for a touchdown...Secured first-team All-PSAC West recognition following each of his final three seasons at IUP.

PERSONAL: Given name is Damon Malik-Martel Lloyd...Nickname is 'D-Lloyd'...Born in Baltimore, Md. ...Four uncles served in the Navy...Enjoys hunting, fishing, reading and practicing meditation...Graduated from Indiana University of Pennsylvania with a degree in exercise science, specializing in exercise physiology...Plans to go back to school to earn a graduate degree and pursue a career in cardiac/pulmonary rehab...**High School:** Attended The John Carroll School in Bel Air, Md. ...Received the Gerry Gray Award as 'Mr. Football' in the state of Maryland following his final season in 2015, on which ended with a 12-0 record and MIAA State Championship...Team captain as a junior and senior, led the entire state of Maryland in tackles each of his final two prep seasons, tallying 152 as a junior and 175 as a senior in 2015, along with three forced fumbles and four interceptions...An All-Metro, All-Conference and All-Area selection, received recognition from the Crab Bowl and Maryland Touchdown Club, as he was also invited to play in the Super 22 and Big 33 contests after he culminated his prep career.

CAREER NFL TRANSACTIONS:

2021: Signed by Los Angeles Chargers as free agent, June 21.



FORREST MERRILL

DEFENSIVE LINEMAN
6-0 | 322 | ROOKIE
FREE AGENT — 2021
ARKANSAS STATE
WILLARD HIGH
WILLARD, MO.

COLLEGE: Appeared in 30 games, starting 28, over three seasons (2018-20) at Arkansas State... Totaled 121 tackles (51 solo), 18.5 tackles for loss, 10 sacks, two forced fumbles and two fumble recoveries over his career with the Red Wolves... Two-time second-team All-Sun Belt Conference honoree (2020, 2018)...Led Arkansas State with two forced fumbles in 2020, adding one fumble recovery, and ranking second on the team in tackles for loss (6.5)...Appeared in five games in 2019 before suffering a season-ending injury, after being named Preseason First-Team All-Sun Belt...Recorded a career-high three tackles for loss in a 2018 win over Tulsa, paving the way for his all-conference selection following the season...Prior to transferring to Arkansas State, spent the 2017 season at Northeastern Oklahoma A&M, registering 30 tackles (19 solo), 5.5 tackles for loss and one forced fumble...Helped lead the Norsemen to the Southwest Junior College Football Conference championship...Member of Arkansas State's Athletic Director's Honor Roll.

PERSONAL: Given name is Forrest Tyler Merrill...Graduated from Arkansas State with a bachelor's degree in communications and a master's degree in sports administration...**High School:** Attended Willard High School (Mo.)... Three-year letter winner for Tigers.

CAREER NFL TRANSACTIONS:

2021: Signed by Los Angeles Chargers as undrafted free agent, May 1.



AMEN OGBONGBEMIGA

LINEBACKER
6-0 | 231 | ROOKIE
FREE AGENT — 2021
OKLAHOMA STATE
NOTRE DAME HIGH
CALGARY, ALBERTA, CANADA

COLLEGE: Appeared in 49 games over four seasons (2017-20) for Oklahoma State...Named an All-Big 12 second-team selection by *The Associated Press* and the conference's coaches in 2020 after leading the Big 12 Conference with three forced fumbles and two fumble recoveries in 2020...Earned honorable mention recognition by the league's coaches for the Big 12 Defensive Player of the Year Award and was a semifinalist for the 2020 Lott IMPACT Trophy, which recognizes the player that makes the biggest IMPACT — which stands for Integrity, Maturity, Performance, Academics, Community and Tenacity — on and off of the field, in his final season with the Cowboys...Over his career, amassed over 200 tackles with 25 tackles for loss, nine sacks, nine quarterback hurries, four fumbles forced and four fumbles recovered... Against TCU in 2020, broke the program's record for most forced fumbles in a single game (three), matching the Big 12's all-time record... Led Oklahoma State with 15.5 tackles for loss in 2019, ranking top-10 in the conference in tackles (100) tackles for loss...Served as a primary contributor on special teams in 2018, being recognized with the team's Outstanding Special Teams Player Award following the season after leading the Cowboys with six special teams tackles...Earned first-team Academic All-Big 12 following each of four seasons.

PERSONAL: Given name is Amen Omobolunaji Ogbongbemiga...Born in Lagos, Nigeria...Moved to Houston, Texas in 2003, before moving to Calgary, Alberta, Canada in 2011...Brother, Alex, played LB at the University of Houston, then at the University of Calgary, before playing two seasons in the Canadian Football League for the Saskatchewan Roughriders, Edmonton Eskimos and BC Lions... Graduated from Oklahoma State with a bachelor's degree in finance and management...**High School:** Played for Dave Diluzio at Notre Dame High School in Calgary (Canada)...Contributed to Notre Dame's 37-game win streak, which nearly set a Canadian high school record...Named first team All-District and team Most Valuable Player following his senior season in 2015, after recorded over 100 tackles for the second-straight season...Named to the academic honor roll on three occasions...Competed in track & field, earning three varsity letters.

CAREER NFL TRANSACTIONS:

2021: Signed by Los Angeles Chargers as undrafted free agent, May 1.



AUSTIN PROEHL

WIDE RECEIVER

5-10 | 185 | 1st NFL SEASON
1st YEAR WITH CHARGERS
WAIVERS (DAL) — 2021
NORTH TEXAS
CALHOUN CITY HIGH
CALHOUN CITY, MISS.

XFL (2020): Appeared in all five games for the Seattle Dragons after the team selected him in phase five of the 2020 XFL Draft...Totaled 16 receptions for 225 yards (14.1 avg.) and three TDs, becoming the first player in the second version of the XFL to record a TD...**at D.C. (Feb. 8):** In the season opener of the new league, logged five catches for 88 yards (17.6 avg.) and two TDs, becoming the first player to register a TD in the new league after finding the end zone on a 14-yard receiving score...Notched a career-long 57-yard catch-and-run TD, marking the longest receiving score in the league and becoming the first XFL player to record a multi-TD receiving outing...**vs. Dallas (Feb. 22):** Totaled a season-high six receptions for 81 yards (13.5 avg.) and a TD, marking his third receiving score of the season.

2019: After being selected by the Buffalo Bills in the seventh round of the 2018 NFL Draft and spending training camp with the team, was waived during final roster cuts...Signed to Tennessee's practice squad, but was released one day later...Signed to the Rams' practice squad, prior to Week 7, spending the final 11 weeks of the regular season, as well as the entirety of the team's Super Bowl run, with the club.

COLLEGE: Appeared in 43 games over four years at North Carolina (2014-17)...As a senior in 2017, appeared in just six games for the Tar Heels and posted 21 receptions for 337 yards (16.0 avg.) and one touchdown, after starting seven of his 13 appearances as a junior in 2016 and recording 43 catches for 597 yards (13.9 avg.) and three scores...As a true freshman in 2014, logged at least one catch in each of North Carolina's 2 games, totaling 106 yards on 15 grabs (7.1 avg.)...Served as a steward in the community and was recognized by the Atlantic Coast Conference as a recipient of the Top-Six for Service Award, which is given to six individuals from each of the league's institutions who remonstrate excellence in community outreach ventures...Was also recognized as a candidate for the Wuerffel Trophy, which is granted each year to the college football player who, "best combines exemplary community service with athletic and academic achievement," representing the University of North Carolina and the football program.

PERSONAL: Given name Austin Scott Proehl... Born in Seattle, Wash. ...His father, Ricky, played 16 seasons as a wide receiver for the Arizona Cardinals, Seattle Seahawks, Chicago Bears, St. Louis Rams, Carolina Panthers and Indianapolis Colts following a standout career at Wake Forest...Ricky also coached in the NFL, serving as an offensive assistant for the Panthers from 2011-12, before taking over as Carolina's wide receivers coach in 2013 and serving in that capacity through the 2016 season...Graduated from North Carolina with a bachelor's degree in communications studies...**High School:** Attended Providence High School (N.C.)...Following his senior season in 2013, played in the Blue-Grey All-American Bowl in Tampa, Fla., and was selected to play on North Carolina's Shrine Bowl team against senior collegiate prospects from South Carolina...Earned All-Mecklenburg County recognition by *The Charlotte Observer* after hauling in 89 receptions for 1,190 yards and eight TDs as a senior, helping lead Providence to the NCHSAA 4-AA state playoffs.

CAREER NFL TRANSACTIONS:

2018: Selected by Buffalo Bills in the seventh round (255th overall) of NFL Draft, April 28... Signed rookie contract, May 11...Waived by Bills, Sept. 2...Signed by Tennessee Titans to practice squad, Sept. 3...Released by Titans from practice squad, Sept. 4...Signed by Los Angeles Rams to practice squad, Oct. 23.

2019: Re-signed by Rams to Reserve/Future contract, Feb. 6...Waived by Rams, Aug. 30.

2021: Signed by San Francisco 49ers to Reserve/Future contract, Jan. 4...Waived by 49ers, May 17... Claimed off waivers by Los Angeles Chargers, May 18.



MATT SEYBERT

TIGHT END

6-4 | 257 | 1st NFL SEASON
1st YEAR WITH CHARGERS
FREE AGENT — 2021
MICHIGAN STATE
ST. FRANCIS HIGH
TRAVERSE CITY, MICH.

THE SPRING LEAGUE (2021): Played for the Conquerors of The Spring League, a developmental platform for players to showcase their talents...Totaled three catches for 88 yards and two TDs in his time with the Conquerors.

COLLEGE: After transferring from Buffalo following the 2015 season, spent four years at Michigan State (2016-19)...Appeared in 20 career games for the Spartans, starting all 11 appearances in 2019...Finished his final season with the Spartans ranked third on the team with 26 receptions for 284 yards and three touchdowns, leading the tight end group...Transitioned to defensive end in spring practices prior to the 2018 season, where he ultimately logged three game appearances along the defensive front...Was twice named Scout Team Special Teams Player of the Week in 2017...After transferring from Buffalo after his redshirt freshman season in 2015, sat out the 2016 season due to NCAA transfer regulations...Contributed on scout team in his first season with the Spartans, twice earning Scout Team Player of the Week recognition.

PERSONAL: Given name is Matthew Glen Seybert ...Graduated from Michigan State with a bachelor's degree in communications...**High School:** Attended St. Francis High School in Traverse City, Mich. ...Earned varsity letters in football, basketball and baseball at St. Francis, garnering all-conference honors for his efforts as a junior in 2013...Missed his senior football season in 2014 due to injury.

CAREER NFL TRANSACTIONS:
2021: Signed by Los Angeles Chargers as free agent, June 21.



FREDERICK SMITH JR.

DEFENSIVE LINEMAN

6-3 | 300 | 1st NFL SEASON
2nd YEAR WITH CHARGERS
FREE AGENT — 2020
ARKANSAS
COLQUITT COUNTY HIGH
MOULTRIE, GA.

2020: After being waived by the team following training camp, spent the entirety of the season on the club's practice squad...Sustained an injury and was subsequently placed on Practice Squad; Injured List from Week 5 to Week 13, before reverting back to the team's 16-man practice squad list for the remainder of the season.

COLLEGE: Played four seasons (2016-19) at Arkansas after redshirting in 2015...Played 40 career games for the Razorbacks, starting 24 at DT... Recorded 76 tackles (26 solo), five sacks, 12 tackles for loss and a forced fumble...Tied as a senior for third on the team with 2.5 sacks, adding 20 tackles (five solo) and four tackles for loss...Had a tackle in all but one game as a junior, recording 26 tackles (10 solo), 2.5 tackles for loss and 1.5 sacks...Represented the Razorbacks in 2018 on the Southeastern Conference Leadership Council in Birmingham, Ala. ...Named to the SEC Community Service Team as a junior.

PERSONAL: Given name Frederick Theodore Smith Jr. ...Born in Albemarle, N.C. ...Father, Fred Smith Sr., served in the National Guard...Mowed yards for his father's landscaping company and helped maintain rental properties...Cousin, Trelonnie Owens, played basketball at Wake Forest with Tim Duncan and was All-Atlantic Coast Conference in his senior season (1993-94)...Played saxophone in his youth...Enjoys freshwater fishing and cooking, particularly grilling...Acted in his youth at church and school...Earned a degree in finance with a focus in investments from Arkansas...**High School:** Earned first-team All-Region as a senior at Colquitt County High in Norman Park, Ga. ... Helped lead the Packers to a 15-0 record and a state title in 2014...Recorded 46 tackles, 17 QB hurries, 15 tackles for loss and four sacks as a senior...Spent the first three years of his prep career at North Stanly High in New London, N.C., where he earned all-state, all-conference and all-county honors as a junior...Played basketball, ran cross country and track & field...Lettered in each of the four sports two years.

CAREER NFL TRANSACTIONS:
2020: Signed by Los Angeles Chargers as undrafted free agent, April 30...Waived by Chargers, Sept. 5...Signed by Chargers to practice squad, Sept. 6...Placed on Practice Squad; Injured list, Oct. 12...Reverted to practice squad, Dec. 9.
2021: Re-signed by Chargers to Reserve/Future contract, Jan. 4.



MATT SOKOL

TIGHT END

6-5 | 249 | 1st NFL SEASON
2nd YEAR WITH CHARGERS
FREE AGENT — 2021
MICHIGAN STATE
ROCHESTER ADAMS HIGH
ROCHESTER, MICH.

2020: After spending training camp with the Lions and contributing to Detroit's practice squad, signed to the Chargers practice squad prior to Week 8, appeared in the final two games of the regular season for Los Angeles...Was a standard practice squad elevation for the Week 16 win against Denver, before being signed to the active roster for the Week 17 matchup at Kansas City...Contributed primarily on special teams, seeing 15 snaps offensively in the season finale against the Chiefs...**vs. Denver (Dec. 27):** Elevated from the practice squad in the final home game of the season for the Bolts, seeing significant action special teams in the winning effort...**at Kansas City (Jan. 3):** In the season finale, continued to contribute on special teams while seeing his first action with the offense... Primarily served as a blocking TE, helping the Chargers offense and QB Justin Herbert accumulate five total TDs in the win over the defending Super Bowl champions, and AFC West Division foe, Kansas City Chiefs.

2019: Spent the season on the practice squads of the Chargers and Jaguars.

COLLEGE: Played four seasons (2015-18) at Michigan State after redshirting in 2014, appearing in 52 career games with 22 starts at TE...Hauled in 31 passes for 348 yards (11.2 avg.) and two TDs...Named the offensive recipient of the team's President's Award, given annually to a senior that has shown the most perseverance...Started 12 games in 2018, posting eight catches for 100 yards (12.5 avg.) and a TD...Recorded a career-best 21 receptions for 222 yards (10.6 avg.) and a TD as a junior...Three-time Academic All-Big Ten.


PERSONAL: Given name Matthew Ryan Sokol... Last name is pronounced so-KULL...Born in Dover, Del. ...Father, Dave, played football at West Point while his mother, Kim, played softball at West Point...Brother, Mitchell, played LB for Michigan State...Volunteered for Hurricane Harvey relief efforts during the bye weekend in Houston during his senior season at Michigan State...Earned a degree in economics and a Master's in marketing research from Michigan State...**High School:** Named to PrepStar All-Midwest Team and the No. 20 TE in the country by Scout.com out of Rochester Adams High in Rochester Hills, Mich. ...Three-year starter and two-year captain...Also played QB, DE and OLB...Lettered three years in football and one in basketball.

CAREER NFL TRANSACTIONS:

2019: Signed by Los Angeles Chargers as undrafted free agent, May 10...Waived by Chargers, Aug. 31...Signed by Chargers to practice squad, Sept. 1...Released by Chargers, Sept. 18...Signed by Chargers to practice squad, Oct. 1...Released by Chargers, Oct. 8...Signed by Jacksonville Jaguars to practice squad, Nov. 18...Signed by Detroit Lions to Reserve/Future contract, Dec. 31.

2020: Signed by Chargers to practice squad, Oct. 31...Activated from practice squad, Dec. 25...Reverted to practice squad, Dec. 28.

2021: Signed to active roster, Jan. 1.



KYLE SPALDING

TACKLE

6-6 | 299 | ROOKIE
FREE AGENT — 2021
SAN DIEGO STATE
MCKINLEYVILLE HIGH
MCKINLEYVILLE, CALIF.

COLLEGE: Appeared in 37 career games over four seasons (2017-20) for San Diego State...Earned first-team All-Mountain West Conference recognition in 2020 after starting all eight games at left tackle for the Aztecs in the team's condensed season...Named to PFF's College Team of the Week following his performance in San Diego State's win over Utah State in 2020...Appeared in all 13 games for the Aztecs in 2019, starting the first seven, then the final four - including San Diego State's win over Central Michigan in the New Mexico Bowl - at left tackle...Contributed primarily on special teams in 2018, starting the final three games at right tackle...Started his career with the Aztecs as a tight end, redshirting in 2016, before transitioning to an offensive lineman prior to the start of the 2017 season.

PERSONAL: Given name is Kyle Lucas Spalding...Born in Port Huron, Mich. ...Graduated from San Diego State with a bachelor's degree in interdisciplinary studies...**High School:** Attended McKinleyville High School (Calif.)...Named team MVP and earned all-county honors as a senior quarterback in 2015...Recorded over 5,000 passing yards and 50 passing scores, along with 960 rushing yards and 22 rushing touchdowns, over his final two prep seasons...Earned three varsity letters in baseball and one in basketball.

CAREER NFL TRANSACTIONS:

2021: Signed by Los Angeles Chargers as undrafted free agent, May 1.



DONTE VAUGHN

CORNERBACK

6-2 | 210 | 1st NFL SEASON
2nd YEAR WITH CHARGERS
FREE AGENT — 2020
NOTRE DAME
WHITEHAVEN HIGH
MEMPHIS, TENN.

2020: Spent the entirety of the season on the club's practice squad.


COLLEGE: Played four seasons (2016-19) at Notre Dame, playing in 41 career games with eight starts...Registered 57 tackles (28 solo) and an INT, picking off Duke QB Daniel Jones in a September 2016 matchup...Was one of four Fighting Irish true freshmen in 2016 to start on defense...Posted six tackles (three solo) in a 2019 win over Virginia Tech...Set a single-game career high with seven tackles (two solo) against Navy as a true freshman.

PERSONAL: Given name Donte Bernard Vaughn...Born in Memphis, Tenn. ...Grandfather, Oscar Vaughn, served in the Army...Has a passion for fashion, launching a clothing line branded 'Don Croire' while in college...Don is short for his name while Croire means believe in French...In the development on the line, he met with Ralph Lauren Vice President Maureen Whitaker as well as Wolf & Shepherd founder Justin Schneider...For the past three years, has been active with Make The Right Call Camp in Memphis, which looks to help local athletes have a chance to go to college, providing ACT prep and a football camp to develop their on-field skills...High school teammate, Joshua McMillon plays LB at Alabama...Earned a degree in sociology from Notre Dame...**High School:** Named first-team All-State Class 6A by the *Tennessee Sports Writers Association* as a senior at Whitehaven High in Memphis, Tenn. ...Participated in the 2015 AutoZone Liberty Bowl High School All-Star Game and was named the game's Most Valuable Player...Recognized as 2015 American Family Insurance first-team All-USA Tennessee...Also lettered basketball and track & field.

CAREER NFL TRANSACTIONS:

2020: Signed by Los Angeles Chargers as undrafted free agent, April 30...Waived by Chargers, Sept. 5...Signed by Chargers to practice squad, Sept. 6.

2021: Re-signed by Chargers to Reserve/Future contract, Jan. 4.



TRISTAN VIZAINO

KICKER

6-2 | 205 | 1st NFL SEASON
1st YEAR WITH CHARGERS
FREE AGENT — 2021
WASHINGTON
DAMIEN HIGH
CHINO HILLS, CALIF.

2020: Appeared in one game for the San Francisco 49ers, connecting on all three of his field goal attempts (36, 47 and 33 yards), as successfully converting each of his two point after touchdowns...Signed to San Francisco's practice squad on Jan. 1, 2021, before being elevated to the active roster the following day and handling all kicking duties for the 49ers in Week 17...Spent training camp with Cincinnati, before being waived during final roster cuts...Signed to Minnesota's practice squad prior to Week 11, before being waived following Week 14.

2019: After being signed by the Cincinnati Bengals as an undrafted free agent in 2018, before signing a Reserve/Future contract with the Bengals and eventually being waived during final roster cuts, spent the 2019 season without a team...Following the regular season, signed a Reserve/Futures contract with the Dallas Cowboys.

COLLEGE: Appeared in 52 games over his four seasons at Washington (2014-17)...Handled field goal kicking, punt and kickoff duties throughout his four seasons for the Huskies, owning kickoff responsibilities since his freshman season in 2014...Connected on 12-of-20 (60.0 pct.) field goal attempts in 2017...Served as the primary punter in 2016, punting 51 times for a net average of 40.7 yards per punt with 15 landing inside of the opponent's 20-yard line...Over his career, 100 of his 324 kickoff attempts went for touchbacks...Earned honorable mention Academic All-Pacific 12 Conference following his senior season in 2017.

PERSONAL: Given name Tristan Daniel Vizcaino...Born in Chino Hills, Calif. ...Both older brothers, Cameron and Austin, played soccer at the University of Arizona...Grandfather served in the military and as a police officer following his military career...Great-Grandfather served as a fighter pilot in World War II...Has a Labrador dog named Grizzly...Enjoyed snowboarding and golf, and would want to be a professional caddy after his playing career...Graduated from Washington with a degree in sociology...**High School:** Attended Damien High School (Calif.)...Handled kicking responsibilities, while also doubling as a wide receiver...Ranked as the No. 1 combo kicker/punter in the class of 2013 and was a five-start prospect by Chris Sailer Kicking...Earned third-team all-state from CalHiSports.com and earned first-team All-Inland Valley recognition following his senior season...As a receiver, caught 33 passes for 382 yards (11.6 avg.) and four touchdowns in 2013... Also lettered in soccer.

CAREER NFL TRANSACTIONS:

2019: Signed by Cincinnati Bengals to Reserve/Future contract, Feb. 6...Waived by Bengals, Aug. 30.
2020: Signed by Dallas Cowboys to Reserve/Future contract, Jan. 22...Waived by Cowboys, April 22...Signed by Bengals as free agent, Aug. 1...Waived by Bengals, Aug. 26...Signed by Minnesota Vikings to practice squad, Nov. 21...Released by Vikings from practice squad, Dec. 15.
2021: Signed by San Francisco 49ers to practice squad, Jan. 1...Practice squad contract expired, Jan. 4...Signed by Buffalo Bills to practice squad, Jan. 23...Practice squad contract expired, Jan. 26...Signed by Los Angeles Chargers as free agent, March 5.



WILLIE YARBARY

DEFENSIVE LINEMAN

6-3 | 292 | 1st NFL SEASON
1st YEAR WITH CHARGERS
FREE AGENT — 2021
WAKE FOREST
ACADEMY OF RICHMOND CO.
AUGUSTA, GA.

THE SPRING LEAGUE (2021): Played for the Conquerors of The Spring League, a developmental platform for players to showcase their talents, for the entirety of the club's six-game season.

SPRING LEAGUE (2020): After going undrafted following the 2020 NFL Draft, participated in rookie minicamp with the Atlanta Falcons...After being released by Atlanta, joined the Toronto Argonauts of the Canadian Football League, seeing action in one preseason game... Later joined the Massachusetts Pirates, then of the National Arena League, appearing in the club's final two regular-season bouts.


COLLEGE: A team captain as a senior in 2018, totaled 116 tackles, 21.5 tackles for loss, 12 sacks and two passes defended over four seasons at Wake Forest (2015-18)...Earned All-Atlantic Coast Conference Honorable Mention honors following his senior season 2018 after leading the Demon Deacons with his team-high 5.5 sacks... Closed out his collegiate career with a win over Memphis in the Birmingham Bowl, helping Wake Forest claim their third-straight bowl victory... Named the team's Defensive Player of the Week after posting six tackles against Boston College in 2017...As a redshirt sophomore in 2016, sacked eventual-Heisman Trophy winner Lamar Jackson twice in a road bout at No. 6 Louisville... Redshirted as a true freshman in 2014.

PERSONAL: Given name is Willie Eugene Yarbary...Born in Augusta, Ga. ...Enjoys playing ping-pong and spending time with family... Grandfather, Wayne Fitch, served over 20 years in the Army...Collegiate teammates with Chargers G Nate Gilliam...Graduated from Wake Forest with a degree in health and exercise science with a minor economics...**High School:** Attended the Academy of Richmond County in Augusta, Ga., earning honorable mention All-Georgia Class 4A honors, along with first-team All-Area and first-team All-Central Savannah River recognition, as a senior... Named Region 3-4A Defensive Player of the Year after leading the region with 9.5 sacks in 2013... Twice served as a team captain...In the inaugural Border Bowl, helped Team Georgia to a win over Team South Carolina to cap his prep career.

CAREER NFL TRANSACTIONS:

2021: Signed by Los Angeles Chargers as free agent, June 21.

BOLT UP ⚡



Justin Herbert

JUSTIN HERBERT

#10 ⚡ QB

2020 IN REVIEW

2020 FINAL NFL STANDINGS

AMERICAN FOOTBALL CONFERENCE

WEST	W	L	T	Pct.	PF	PA	Home	Road	Div.	vs. AFC	vs. NFC
z—Kansas City	14	2	0	.875	473	362	6-2	8-0	4-2	10-2	4-0
Las Vegas	8	8	0	.500	434	478	2-6	6-2	4-2	6-6	2-2
Los Angeles Chargers	7	9	0	.438	384	426	4-4	3-5	4-3	6-6	1-3
Denver	5	11	0	.313	323	446	2-6	3-5	1-5	4-8	1-3
EAST	W	L	T	Pct.	PF	PA	Home	Road	Div.	vs. AFC	vs. NFC
y—Buffalo	13	3	0	.813	501	375	7-1	6-2	6-0	10-2	3-1
Miami	10	6	0	.625	404	338	5-3	5-3	3-3	7-5	3-1
New England	7	9	0	.438	326	353	5-3	2-6	3-3	6-6	1-3
New York Jets	2	14	0	.125	243	457	1-7	1-7	0-6	1-11	1-3
NORTH	W	L	T	Pct.	PF	PA	Home	Road	Div.	vs. AFC	vs. NFC
y—Pittsburgh	12	4	0	.750	416	312	7-1	5-3	4-2	9-3	3-1
x—Baltimore	11	5	0	.688	468	303	5-3	6-2	4-2	7-5	4-0
x—Cleveland	11	5	0	.688	408	419	6-2	5-3	3-3	7-5	4-0
Cincinnati	4	11	1	.281	311	424	3-5	1-6-1	1-5	4-8	0-3-1
SOUTH	W	L	T	Pct.	PF	PA	Home	Road	Div.	vs. AFC	vs. NFC
y—Tennessee	11	5	0	.688	491	439	5-3	6-2	5-1	8-4	3-1
x—Indianapolis	11	5	0	.688	451	362	6-2	5-3	4-2	7-5	4-0
Houston	4	12	0	.250	384	464	2-6	2-6	2-3	3-9	1-3
Jacksonville	1	15	0	.063	306	492	1-7	0-8	1-5	1-11	0-4

NATIONAL FOOTBALL CONFERENCE

WEST	W	L	T	Pct.	PF	PA	Home	Road	Div.	vs. NFC	vs. AFC
y—Seattle	12	4	0	.750	459	371	7-1	5-3	4-2	9-3	3-1
x—Los Angeles Rams	10	6	0	.625	372	296	6-2	4-4	3-3	9-3	1-3
Arizona	8	8	0	.500	410	367	4-4	4-4	2-4	6-6	2-2
San Francisco	6	10	0	.375	376	390	1-7	5-3	3-3	4-8	2-2
WEST	W	L	T	Pct.	PF	PA	Home	Road	Div.	vs. NFC	vs. AFC
y—Washington	7	9	0	.438	335	329	3-5	4-4	4-2	5-7	2-2
New York Giants	6	10	0	.375	280	357	3-5	3-5	4-2	5-7	1-3
Dallas	6	10	0	.375	385	473	4-4	2-6	2-4	5-7	1-3
Philadelphia	4	11	1	.281	334	418	3-4-1	1-7	2-4	4-8	0-3-1
WEST	W	L	T	Pct.	PF	PA	Home	Road	Div.	vs. NFC	vs. AFC
z—Green Bay	13	3	0	.813	509	369	7-1	6-2	5-1	10-2	3-1
x—Chicago	8	8	0	.500	372	370	3-5	5-3	2-4	6-6	2-2
Minnesota	7	9	0	.438	430	475	3-5	4-4	4-2	5-7	2-2
Detroit	5	11	0	.313	377	519	1-7	4-4	1-5	4-8	1-3
WEST	W	L	T	Pct.	PF	PA	Home	Road	Div.	vs. NFC	vs. AFC
y—New Orleans	12	4	0	.750	482	337	6-2	6-2	6-0	10-2	2-2
x—Tampa Bay	11	5	0	.688	492	355	5-3	6-2	4-2	8-4	3-1
Carolina	5	11	0	.313	350	402	2-6	3-5	1-5	4-8	1-3
Atlanta	4	12	0	.250	396	414	2-6	2-6	1-5	2-10	2-2

z—Clinched Division and No. 1 Seed (First-Round Bye and Home-Field Advantage)

y—Clinched Division

x—Clinched Playoff Berth

2020 DEFENSIVE STATISTICS

Player	— Tackles —					Tackles for Loss	QB Hits	Interceptions	Passes Def.	— Fumbles —	
	Solo	Assisted	Total	Sacks	Yards					Forced	Recoveries
Kenneth Murray Jr.	68	39	107	1.0	4.0	5	1	0	3	0	0
Rayshawn Jenkins.	56	25	81	1.0	6.0	4	1	2	4	0	0
Kyzir White	50	27	77	0.5	4.5	4	3	0	3	0	0
Nasir Adderley	58	11	69	0.0	0.0	0	1	1	3	0	1
Michael Davis.	48	14	62	0.0	0.0	2	0	3	14	0	0
Linval Joseph.	33	29	62	0.0	0.0	2	2	0	0	0	0
Denzel Perryman.	26	22	48	1.0	9.0	3	2	0	1	1	0
Nick Vigil	26	16	42	2.0	3.0	3	0	0	1	1	2
Casey Hayward Jr.	36	5	41	0.0	0.0	0	0	1	8	0	0
Joey Bosa.	29	10	39	7.5	48.0	15	27	0	1	0	1
Chris Harris Jr.	25	12	37	0.5	0.5	1	1	1	2	0	0
Justin Jones.	19	15	34	1.0	5.0	5	4	0	0	0	0
Uchenna Nwosu	17	13	30	4.5	26.0	5	11	0	2	0	0
Jerry Tillery	19	10	29	3.0	24.0	3	14	0	2	2	1
Isaac Rochell	17	10	27	2.5	5.5	1	3	0	1	0	0
Desmond King II	18	5	23	1.0	0.0	0	1	0	0	0	0
Damion Square	9	11	20	1.0	1.0	1	2	0	0	0	0
Tevaughn Campbell	14	5	19	0.0	0.0	0	1	1	3	1	0
Jahleel Addae	12	5	17	0.5	0.5	0	1	1	2	0	0
Melvin Ingram III	5	5	10	0.0	0.0	0	4	1	2	0	0
Brandon Facyson	6	1	7	0.0	0.0	0	0	0	0	1	0
Jaylen Watkins	7	0	7	0.0	0.0	0	0	0	0	0	0
Cortez Broughton	0	4	4	0.0	0.0	0	0	0	1	0	0
Alohi Gilman	1	2	3	0.0	0.0	0	1	0	0	0	0
Emeke Egbule	0	2	2	0.0	0.0	0	1	0	0	0	0
Joe Gaziano	0	1	1	0.0	0.0	0	1	0	0	0	0
Jessie Lemonier	0	1	1	0.0	0.0	0	2	0	0	0	0
Drue Tranquill	1	0	1	0.0	0.0	0	0	0	0	0	0
Mike Williams	0	0	0	0.0	0.0	0	0	1	1	0	0
Totals	600	300	900	27.0	137.0	54	84	12	54	6	5
<i>Defensive Backs</i>	<i>281</i>	<i>85</i>	<i>366</i>	<i>3.0</i>	<i>7.0</i>	<i>7</i>	<i>7</i>	<i>10</i>	<i>36</i>	<i>2</i>	<i>1</i>
<i>Defensive Linemen</i>	<i>148</i>	<i>109</i>	<i>257</i>	<i>17.0</i>	<i>96.5</i>	<i>33</i>	<i>70</i>	<i>1</i>	<i>9</i>	<i>2</i>	<i>2</i>
<i>Linebackers</i>	<i>171</i>	<i>106</i>	<i>277</i>	<i>7.0</i>	<i>33.5</i>	<i>14</i>	<i>7</i>	<i>0</i>	<i>8</i>	<i>2</i>	<i>2</i>
<i>Offensive Players</i>	<i>0</i>	<i>0</i>	<i>0</i>	<i>0.0</i>	<i>0.0</i>	<i>0</i>	<i>0</i>	<i>1</i>	<i>1</i>	<i>0</i>	<i>0</i>

REGULAR SEASON RANKINGS

LOS ANGELES CHARGERS (Team)

Category	NFL	AFC
Turnover Margin (+3)	T-13	T-9
Points Scored (24.0)	T-18	T-10
Points Allowed (26.6)	23	10
Total Offense (382.1)	9	5
Rushing (111.5)	18	9
Passing (270.6)	6	4
Total Defense (343.4)	10	8
vs. Rush (119.8)	18	8
vs. Pass (223.6)	9	4
Third-Down Offense (44.20%)	9	7
Third-Down Defense (43.63%)	22	11
Red-Zone Offense (57.14%)	21	10
Red-Zone Defense (58.18%)	10	4

LOS ANGELES CHARGERS (Individual)

Category	NFL	AFC
Passing		
Rating: Justin Herbert (98.3)	12	7
Yards: Justin Herbert (4,336)	6	4
Touchdowns: Justin Herbert (31)	10	6
Rushing		
Attempts: Austin Ekeler (116)	42	22
Yards: Austin Ekeler (530)	38	19
Touchdowns: Justin Herbert (5)	T-34	16
Receiving		
Receptions: Keenan Allen (100)	T-7	4
Yards: Keenan Allen (992)	19	7
Touchdowns: Keenan Allen (8)	T-15	T-7
Defense		
Total Tackles: Kenneth Murray Jr. (107)	T-32	T-15
Solo Tackles: Kenneth Murray Jr. (68)	T-37	T-19
INTs: Michael Davis (3)	T-16	T-10
Sacks: Joey Bosa (7.5)	T-27	T-10

SPECIAL TEAMS TACKLES

Player	Total Tackles
Brandon Facyson	9
Nick Vigil	8
B.J. Bello	6
Stephen Anderson	5
Emeke Egbule	5
Malik Jefferson	5
Gabe Nabers	5
Jahleel Addae	4
Alohi Gilman	4
Ty Long	4
Cole Mazza	4
Tevaugh Campbell	3
Justin Jackson	3
Rayshawn Jenkins	3
Uchenna Nwosu	3
Joe Reed	3
Cole Christiansen	2
Isaac Rochell	2
Michael Davis	1
Jalen Guyton	1
Tyron Johnson	1
Joshua Kelley	1
Desmond King II	1
Jessie Lemonier	1
Jaylen Watkins	1
Totals	86

2020 PLAYER PARTICIPATION

2020 Season Player	1	2	3	4	5	7	8	9	10	11	12	13	14	15	16	17	Season Totals									
at	CIN	KC	CAR	at TB	5	NO	JAX	at DEN	8	LV	at MIA	11	at BUF	12	NE	ATL	at LV	15	16	17	at KC	GP	GS	DNP	INA	
Addae, Jahliele	SUB	S	SUB	INA	NO	S	SUB	S	SUB	S	SUB	S	SUB	S	SUB	S	SUB	S	INA	SUB	INA	11	0	0	1	
Alderley, Nasir	SUB	S	SUB	SUB	SUB	SUB	SUB	SUB	SUB	SUB	SUB	SUB	SUB	SUB	SUB	SUB	SUB	SUB	SUB	SUB	INA	14	13	0	0	
Allen, Keenan	WR	WR	WR	WR	WR	WR	WR	WR	WR	WR	WR	WR	WR	WR	WR	WR	WR	WR	WR	WR	INA	14	13	0	0	
Anderson, Stephen	SUB	S	SUB	SUB	PS	PS	PS	PS	PS	PS	3TE	PS	PS	PS	PS	PS	PS	PS	2TE	INA	COVID	16	3	0	0	
Audry, Lee	SUB	SUB	SUB	SUB	SUB	SUB	SUB	SUB	SUB	SUB	SUB	SUB	SUB	SUB	SUB	SUB	SUB	SUB	SUB	SUB	SUB	16	0	0	0	
Badgley, Michael	SUB	SUB	SUB	SUB	SUB	SUB	SUB	SUB	SUB	SUB	SUB	SUB	SUB	SUB	SUB	SUB	SUB	SUB	SUB	SUB	SUB	16	0	0	0	
Ballage, Kalen	—	—	—	—	PS	PS	PS	PS	PS	PS	PS	PS	PS	PS	PS	PS	PS	PS	PS	PS	SUB	6	2	0	0	
Bello, B.J.	PS	PS	IR	IR	PS	PS	PS	PS	PS	PS	PS	PS	PS	PS	PS	PS	PS	PS	PS	PS	SUB	6	0	0	0	
Albi, Asmar	DE	DE	IR	IR	DE	DE	DE	DE	DE	DE	DE	DE	DE	DE	DE	DE	DE	DE	DE	DE	INA	12	10	0	4	
Bosaj, Jose	PS	PS	PS	PS	PS	PS	PS	PS	PS	PS	PS	PS	PS	PS	PS	PS	PS	PS	PS	PS	PS	2	0	0	0	
Bradwell, Darius	PS	PS	PS	PS	PS	PS	PS	PS	PS	PS	PS	PS	PS	PS	PS	PS	PS	PS	PS	PS	SUB	1	0	0	0	
Brannon, John	PS	PS	PS	PS	PS	PS	PS	PS	PS	PS	PS	PS	PS	PS	PS	PS	PS	PS	PS	PS	SUB	1	0	0	0	
Broughton, Cortez	INA	INA	SUB	SUB	INA	INA	SUB	SUB	INA	SUB	SUB	INA	SUB	SUB	SUB	SUB	SUB	SUB	SUB	SUB	SUB	14	1	0	0	
Bulaga, Bryan	RT	RT	RT	INA	INA	INA	RT	RT	RT	RT	RT	RT	DNP	RT	RT	INA	RT	INA	RT	INA	INA	10	10	1	5	
Campbell, Tevaughn	INA	INA	SUB	SUB	SUB	SUB	SUB	CB	SUB	CB	SUB	CB	RNB	SUB	SUB	INA	SUB	INA	SUB	INA	RNB	14	4	0	2	
Christiansen, Cole	PS	PS	PS	PS	PS	PS	PS	PS	PS	PS	PS	PS	PS	PS	PS	PS	PS	PS	PS	PS	SUB	14	0	0	0	
Cotton, Jeff	PS	PS	PS	PS	PS	PS	PS	PS	PS	PS	PS	PS	PS	PS	PS	PS	PS	PS	PS	PS	PS	14	0	0	0	
Davis, Michael	LCB	RNB	LCB	LCB	LCB	LCB	LCB	LCB	LCB	LCB	LCB	LCB	LCB	LCB	LCB	LCB	LCB	LCB	LCB	LCB	LCB	16	0	0	0	
Edwards, Lachlan	SUB	SUB	SUB	SUB	SUB	SUB	SUB	SUB	SUB	SUB	SUB	SUB	SUB	SUB	SUB	SUB	SUB	SUB	SUB	SUB	SUB	0	0	0	0	
Egbule, Emeke	RNB	RNB	RNB	RNB	IR	IR	IR	IR	IR	IR	IR	IR	RNB	RNB	RNB	RNB	RNB	RNB	RNB	RNB	RNB	10	10	0	0	
Ekieler, Austin	SUB	SUB	SUB	SUB	SUB	SUB	SUB	SUB	SUB	SUB	SUB	SUB	SUB	SUB	SUB	SUB	SUB	SUB	SUB	SUB	SUB	13	0	0	0	
Facyson, Brandon	SUB	SUB	SUB	SUB	SUB	SUB	SUB	SUB	COVID	COVID	COVID	COVID	COVID	COVID	COVID	COVID	COVID	COVID	COVID	COVID	COVID	16	16	0	0	
Feehey, Dan	C	C	C	C	C	C	C	C	C	C	C	C	C	C	C	C	C	C	C	C	C	0	0	0	0	
Fehoko, Breiden	PS	PS	PS	PS	PS	PS	PS	PS	PS	PS	PS	PS	PS	PS	PS	PS	PS	PS	PS	PS	PS	14	0	0	0	
Gaziano, Joe	PS	PS	PS	PS	INA	PS	PS	PS	PS	PS	PS	PS	PS	PS	PS	PS	PS	PS	PS	PS	PS	2	0	0	1	
Gilliam, Nate	PS	PS	PS	PS	PS	PS	PS	PS	PS	PS	PS	PS	PS	PS	PS	PS	PS	PS	PS	PS	PS	0	0	0	0	
Gilliam, Nate	PS	PS	PS	PS	PS	PS	PS	PS	PS	PS	PS	PS	PS	PS	PS	PS	PS	PS	PS	PS	PS	0	0	0	0	
Gilman, Alohi	SUB	SUB	SUB	SUB	SUB	INA	SUB	SUB	SUB	SUB	SUB	SUB	SUB	SUB	SUB	SUB	SUB	SUB	SUB	SUB	S	15	1	0	0	
Gore, Derrick	SUB	SUB	SUB	SUB	SUB	SUB	SUB	SUB	SUB	SUB	SUB	SUB	SUB	SUB	SUB	SUB	SUB	SUB	SUB	SUB	SUB	0	0	0	0	
Green, Virgil	SUB	2TE	SUB	2TE	SUB	2TE	SUB	2TE	IR	IR	IR	IR	IR	IR	IR	IR	IR	IR	IR	IR	IR	6	3	0	0	
Groy, Ryan	DNP	PS	SUB	RG	RG	RG	RG	COVID	COVID	COVID	COVID	COVID	COVID	COVID	COVID	COVID	COVID	COVID	COVID	COVID	COVID	4	3	1	0	
Harris, Jalen	WR	WR	WR	WR	WR	WR	WR	WR	SUB	SUB	WR	CB	CB	CB	CB	CB	CB	CB	CB	CB	WR	WR	16	9	0	0
Harris Jr, Chris	CB	CB	CB	CB	CB	CB	CB	CB	CB	CB	CB	CB	CB	CB	CB	CB	CB	CB	CB	CB	CB	CB	9	0	0	0
Hayward Jr, Casey	RCB	LCB	RCB	RCB	RCB	RCB	RCB	RCB	RCB	RCB	RCB	RCB	RCB	RCB	RCB	RCB	RCB	RCB	RCB	RCB	RCB	14	13	0	1	
Henry, Hunter	TE	TE	TE	TE	TE	TE	TE	TE	TE	TE	TE	TE	TE	TE	TE	TE	TE	TE	TE	TE	TE	COVID	14	14	0	0
Hillert, Justin	DNP	QB	QB	QB	QB	QB	QB	QB	QB	QB	QB	QB	QB	QB	QB	QB	QB	QB	QB	QB	QB	15	15	1	0	
Hill Jr, KJ	SUB	SUB	SUB	SUB	INA	SUB	SUB	SUB	SUB	SUB	SUB	SUB	SUB	SUB	SUB	SUB	SUB	SUB	SUB	SUB	SUB	0	0	0	0	
Hunter, Ryan	—	—	—	—	PS	PS	PS	PS	PS	PS	PS	PS	PS	PS	PS	PS	PS	PS	PS	PS	PS	0	0	0	0	
Hurst, John	—	—	—	—	—	—	—	—	—	—	—	—	—	—	—	—	—	—	—	—	—	0	0	0	0	
Ingram III, Melvin	DE	IR	IR	IR	DE	IR	IR	IR	IR	IR	IR	IR	IR	IR	IR	IR	IR	IR	IR	IR	IR	15	15	0	0	
Jackson, Justin	SUB	INA	INA	SUB	RNB	RNB	RNB	RNB	RNB	RNB	RNB	RNB	RNB	RNB	RNB	RNB	RNB	RNB	RNB	RNB	RNB	9	4	0	3	
James Jr., Derwin	IR	IR	IR	IR	IR	IR	IR	IR	IR	IR	IR	IR	IR	IR	IR	IR	IR	IR	IR	IR	COVID	0	0	0	0	
Jefferson, Malik	—	PS	SUB	SUB	SUB	SUB	SUB	SUB	SUB	SUB	SUB	SUB	SUB	SUB	SUB	SUB	SUB	SUB	SUB	SUB	SUB	13	0	0	0	
Jenkins, Rayshawn	—	PS	SUB	SUB	SUB	SUB	SUB	SUB	SUB	SUB	SUB	SUB	SUB	SUB	SUB	SUB	SUB	SUB	SUB	SUB	SUB	15	15	0	0	
Jones, Justin	DT	DT	IR	IR	DT	DT	DT	DT	DT	DT	DT	DT	DT	DT	DT	DT	DT	DT	DT	DT	DT	12	12	0	0	
Johnson Jr, Tyrone	PS	PS	PS	SUB	SUB	SUB	INA	SUB	SUB	SUB	SUB	SUB	SUB	SUB	SUB	SUB	SUB	SUB	SUB	SUB	SUB	12	0	0	1	
Joseph, Linval	NT	NT	NT	NT	NT	NT	NT	NT	NT	NT	NT	NT	NT	NT	NT	NT	NT	NT	NT	NT	NT	16	16	0	0	
Kelly, Joshua	SUB	SUB	SUB	SUB	SUB	SUB	SUB	SUB	SUB	SUB	SUB	SUB	SUB	SUB	SUB	SUB	SUB	SUB	SUB	SUB	SUB	6	0	0	0	
King II, Desmond	S	SUB	SUB	CB	CB	SUB	INA	—	—	—	—	—	—	—	—	—	—	—	—	—	—	6	3	0	1	
Lamp, Forrest	LG	LG	LG	LG	LG	LG	LG	LG	LG	LG	LG	LG	LG	LG	LG	LG	LG	LG	LG	LG	LG	16	16	0	0	
Lemoiner, Jesse	PS	PS	SUB	SUB	—	PS	INA	INA	INA	INA	PS	PS	PS	PS	PS	PS	PS	PS	PS	PS	SUB	6	0	0	3	
Long Ty	SUB	SUB	SUB	SUB	SUB	SUB	SUB	SUB	SUB	SUB	SUB	SUB	SUB	SUB	SUB	SUB	SUB	SUB	SUB	SUB	SUB	16	16	0	0	
Mazza, Cole	SUB	SUB	SUB	SUB	SUB	SUB	SUB	SUB	SUB	SUB	SUB	SUB	SUB	SUB	SUB	SUB	SUB	SUB	SUB	SUB	SUB	16	0	0	0	
Meeks, Quentin	PS	PS	PS	PS	PS	PS	PS	PS	PS	PS	PS	PS	PS	PS	PS	PS	PS	PS	PS	PS	PS	2	0	0	0	
Molson, JJ	—	—	—	—	—	—	—	—	—	—	—	—	—	—	—	—	—	—	—	—	—	0	0	0	0	
Moore Jr., Jason	INA	INA	INA	SUB	INA	—	SUB	PS	PS	PS	PS	PS	PS	PS	PS	PS	PS	PS	PS	PS	PS	2	0	0	4	
Murray Jr., Kenneth	LB	LB	LB	LB	LB	LB	LB	LB	LB	LB	LB	LB	LB	LB	LB	LB	LB	LB	LB	LB	LB	16	16	0	0	
Nabers, Gabe	SUB	FB	SUB	SUB	FB	FB	SUB	SUB	SUB	SUB	SUB	SUB	FB	FB	SUB	SUB	SUB	SUB	SUB	SUB	SUB	16	5	0	0	
Norton, Storm	INA	INA	INA	INA	INA	INA	INA	INA	INA	INA	INA	INA	INA	INA	INA	INA	INA	INA	INA	INA	INA	16	3	0	1	
Nwosu, Uchenna	SUB	SUB	DE	DE	SUB	SUB	SUB	SUB	SUB	SUB	SUB	INA	SUB	SUB	SUB	SUB	IR	IR	IR	IR	IR	13	4	0	1	
Parham Jr., Donald	INA	INA	INA	SUB	SUB	SUB	2TE	SUB	2TE	2TE	2TE	SUB	SUB	SUB	SUB	SUB	SUB	SUB	SUB	SUB	TE	TE	13	5	0	3
Perryman, Denzel	SUB	QB	QB	QB	QB	QB	LB	SUB	SUB	LB	SUB	LB	INA	INA	INA	INA	INA	INA	INA	INA	INA	13	6	0	3	
Pipkins III, Trey	SUB	SUB	SUB	RT	RT	RT	SUB	SUB	SUB	SUB	RT	SUB	COVID	COVID	INA	RT	RT	RT	RT	RT	RT	13	6	0	1	
Pope, Troymaine	—	PS	PS	PS	SUB	SUB	SUB	INA	SUB	SUB	INA	SUB	INA	INA	INA	INA	INA	INA	INA	INA	INA	6	0	0	3	
Pouncey, Mike	INA	IR	IR	IR	IR	IR	IR	IR	IR	IR	IR	IR	IR	IR	IR	IR	IR	IR	IR	IR	IR	0	0	0	0	
Quessensberry, Scott	SUB	SUB	SUB	SUB	SUB	SUB	SUB	SUB	SUB	SUB	SUB	SUB	SUB	SUB	SUB	SUB	SUB	SUB	SUB	SUB	SUB	16	0	0	0	
Reed, Joe	SUB	SUB	INA	INA	INA	INA	SUB	SUB	SUB	SUB	SUB	SUB	INA	INA	INA	INA	INA	INA	INA	INA	INA	11	0	0	0	
Rocheff, Isaac	SUB	SUB	SUB	SUB	DE	SUB	SUB	SUB	SUB	DE	SUB	SUB	SUB	DE	DE	DE	DE	DE	DE	DE	DE	16	6	0	0	
Square, Damion	SUB	SUB	SUB	SUB	SUB	SUB	SUB	SUB	SUB	SUB	SUB	SUB	SUB	SUB	SUB	SUB	SUB	SUB	SUB	SUB	SUB	16	0	0	0	
Smith, TJ	PS	PS	PS	PS	PS	PS	PS	PS	PS	PS	PS	PS	PS	PS	PS	PS	PS	PS	PS	PS	PS	0	0	0	0	
Sokol, Matt	—	—	—	—	PS	PS	PS	PS	PS	PS	PS	PS	PS	PS	PS	PS	PS	PS	PS	PS	PS	0	0	0	0	
St. Louis, Tye	RG	SUB	—	RG	SUB	DNP	DNP	DNP	DNP	DNP	INA	INA	INA	INA	INA	INA	INA	INA	INA	INA	INA	5	2	5	6	
Stick, Easton	DNP	DNP	DNP	D																						

2020 WEEKLY LEADERS

REGULAR-SEASON WEEKLY LEADERS, LOS ANGELES CHARGERS

		Scoring	Pass Yds.	I Carries	Rush Yds.	I Catches	I Rec. Yds.	I Tackles (Solo)	I Sacks	
Sept. 13	at Indianapolis	M.Badgley 10	T.Taylor 208	A.Ekeler 208	A.Ekeler 84	H.Henry 5	H.Henry 73	C.Hayward Jr. 12	(12) 3	Tied with 1.0
Sept. 20	Kansas City	M.Badgley 8	J.Herbert 311	J.Kelley 235	A.Ekeler 93	K.Allen 7	K.Allen 96	K.Murray Jr. 10	(4) 1	J.Bosa 1.0
Sept. 27	Carolina	2 tied with 6	J.Herbert 330	A.Ekeler 12	A.Ekeler 59	K.Allen 13	K.Allen 132	K.White 11	(8) 2	Tied with 1.0
Oct. 4	at Tampa Bay	M.Badgley 7	J.Herbert 290	J.Kelley 9	J.Herbert 14	K.Allen 8	J.Guyton 72	K.White 10	(8) 0	None —
Oct. 12	at New Orleans	M.Williams 12	J.Herbert 264	J.Jackson 15	J.Jackson 71	2 tied with 5	M.Williams 109	K.White 15	(10) 0	2 tied with 1.0
Oct. 25	Jacksonville	M.Badgley 9	J.Herbert 347	J.Kelley 12	J.Herbert 66	K.Allen 10	K.Allen 125	R.Jenkins 8	(7) 1	U.Nwosu 1.5
Nov. 1	at Denver	M.Badgley 12	J.Herbert 278	J.Jackson 17	J.Jackson 89	K.Allen 9	M.Williams 99	R.Jenkins 7	(6) 2	Tied with 1.0
Nov. 8	Las Vegas	M.Badgley 8	J.Herbert 326	K.Ballage 15	K.Ballage 69	K.Allen 9	K.Allen 103	R.Jenkins 6	(4) 1	J.Tillery 1.0
Nov. 15	at Miami	3 tied with 6	J.Herbert 187	K.Ballage 18	K.Ballage 68	K.Ballage 5	K.Allen 39	N.Aderley 8	(8) 0	None —
Nov. 22	N.Y. Jets	M.Badgley 10	J.Herbert 366	K.Ballage 16	K.Ballage 44	K.Allen 16	K.Allen 145	R.Jenkins 7	(5) 2	D.Perryman 1.0
Nov. 29	at Buffalo	K.Allen 8	J.Herbert 316	A.Ekeler 14	A.Ekeler 44	A.Ekeler 11	A.Ekeler 85	R.Jenkins 11	(8) 3	J.Bosa 3.0
Dec. 6	New England	None —	J.Herbert 209	A.Ekeler 8	A.Ekeler 36	K.Allen 5	K.Allen 48	K.Murray Jr. 14	(12) 1	K.Murray Jr. 1.0
Dec. 13	Atlanta	M.Badgley 8	J.Herbert 243	A.Ekeler 15	A.Ekeler 79	Allen/Ekeler 9	A.Ekeler 67	K.White 7	(5) 2	Tied with 1.0
Dec. 17	at Las Vegas	6 tied with 6	J.Herbert 314	A.Ekeler 13	A.Ekeler 60	H.Henry 5	J.Guyton 91	N.Vigil 9	(6) 1	N.Vigil 1.0
Dec. 27	Denver	M.Badgley 12	J.Herbert 253	A.Ekeler 10	A.Ekeler 45	2 tied with 4	M.Williams 54	I.Murray Jr. 9	(7) 1	N.Vigil 1.0
Jan. 3	at Kansas City	5 tied with 6	J.Herbert 302	K.Ballage 13	J.Jackson 72	2 tied with 4	M.Williams 108	D.Perryman 7	(5) 1	Rochell 1.0

REGULAR-SEASON WEEKLY LEADERS, OPPONENT

		Scoring	Pass Yds.	I Carries	Rush Yds.	I Catches	I Rec. Yds.	I Tackles (Solo)	I Sacks	
Sept. 13	at Indianapolis	R.Bullock 7	J.Burrow 193	J.Mixon 19	J.Mixon 69	A.Green 5	A.Green 51	G.Pratt 12	(7) 2	Tied with 1.0
Sept. 20	Kansas City	H.Butker 9	P.Mahomes 302	J.Edwards-Helton 10	P.Mahomes 54	T.Kelce 9	T.Green 99	D.Wallace 12	(7) 2	Tied with 1.0
Sept. 27	Carolina	J.Slye 15	T.Bridgewater 235	M.Davis 13	M.Davis 46	M.Davis 8	D.Moore 65	S.Thompson 13	(8) 2	Tied with 1.0
Oct. 4	at Tampa Bay	R.Succop 8	T.Brady 369	R.Jones 20	R.Jones 11	M.Evans 7	M.Evans 12	L.Davis 11	(10) 2	Tied with 1.0
Oct. 12	at New Orleans	W.Lutz 12	D.Brees 325	A.Kamara 11	A.Kamara 45	E.Sanders 12	E.Sanders 12	C.Jordan 10	(5) 1	Hendrickson 1.5
Oct. 25	Jacksonville	J.Robinson 14	G.Minshew II 173	J.Robinson 22	J.Robinson 119	J.Robinson 4	L.Shaunat Jr. 44	J.Schobert 9	(3) 2	Tied with 0.5
Nov. 1	at Denver	B.McManus 7	D.Lock 248	I.M.Gordon 8	P.Lindsay 83	N.Fant 7	D.Hamilton 82	K.Jackson 12	(8) 2	Tied with 1.0
Nov. 8	Las Vegas	D.Carson 7	D.Carr 165	J.Jacobs 14	D.Booker 68	D.Waller 5	I.Refnro 60	K.Kwiatkowski 13	(10) 2	Tied with 1.0
Nov. 15	at Miami	J.Sanders 11	T.Galavonilo 169	S.Ahmed 21	S.Ahmed 85	J.Grant 4	J.Grant 43	R.Davis 7	(4) 2	Tied with 1.0
Nov. 22	N.Y. Jets	4 tied with 6	J.Flacco 205	F.Gore 15	F.Gore 61	J.Johnson 4	D.Mims 71	A.Davis 12	(8) 1	M.Maye 1.0
Nov. 29	at Buffalo	T.Bass 9	J.Allen 159	D.Singletary 10	D.Singletary 82	S.Diggs 7	G.Davis 79	A.Klein 14	(10) 0	A.Klein 1.5
Dec. 6	New England	G.Olszewski 12	C.Newton 69	D.Harris 16	D.Harris 80	3 tied with 2	G.Olszewski 38	A.Phillips 12	(7) 2	Tied with 1.0
Dec. 13	Atlanta	2 tied with 6	M.Ryan 224	I.Smith 11	I.Smith 42	C.Ridley 8	C.Ridley 124	A.Terrell 13	(13) 1	F.Oluokun 1.0
Dec. 17	at Las Vegas	D.Carson 9	M.Mariota 226	J.Jacobs 26	M.Mariota 88	D.Waller 9	D.Waller 150	I.Kwiatkowski 10	(5) 1	K.Vickers 1.0
Dec. 27	Denver	B.McManus 10	D.Lock 264	I.M.Gordon 16	I.M.Gordon 1	2 tied with 6	D.Hamilton 17	M.Ojemudia 7	(7) 2	Tied with 1.0
Jan. 3	at Kansas City	D.Thompson 12	C.Henne 218	D.Thompson 14	D.Thompson 45	D.Thompson 7	D.Thompson 65	D.Harris 10	(7) 3	Tied with 1.0

2020 SINGLE-GAME HIGHS

INDIVIDUAL

Passing

Longest Scoring Pass — 72, J.Herbert to J.Guyton, Oct. 4 at T.B.

Longest Non-Scoring Pass — 54, J.Herbert to T.Johnson, Nov. 22 vs. New York Jets

Most Passing Attempts — 53, J.Herbert, Dec. 6 vs. New England

Most Completions — 37, J.Herbert, Nov. 22 vs. N.Y. Jets

Most Passing Yards — 366, J.Herbert, Nov. 22 vs. N.Y. Jets

Most Passing Touchdowns — 4, J.Herbert, Oct. 12 at New Orleans

Highest Completion Percentage (min. 20 att.) — 81.8, J.Herbert, Dec. 13 vs. Atlanta

Highest Passer Rating (min. 20 att.) — 137.9, J.Herbert, Oct. 4 at Tampa Bay

Rushing

Longest Scoring Run — 12, A.Ekeler, Sept. 27 vs. Carolina

Longest Non-Scoring Run — 36, J.Jackson, Oct. 12 at New Orleans

Most Rushing Attempts — 23, J.Kelley, Sept. 20 vs. Kansas City

Most Rushing Yards — 93, A.Ekeler, Sept. 20 vs. Kansas City

Most Rushing Touchdowns — 1, last: Ballage/Herbert, Jan. 3 at K.C.

Receiving

Most Receptions — 16, K.Allen, Nov. 22 vs. N.Y. Jets

Most Receiving Yards — 145, K.Allen, Nov. 22 vs. N.Y. Jets

Most Receiving Touchdowns — 2, M.Williams, Oct. 12 at N.O.

Total Offense

Most Total Yards from Scrimmage — 189, A.Ekeler, Sept. 20 vs. K.C.

Most Touchdowns — 2, M.Williams, Oct. 12 at New Orleans

Special Teams

Longest Punt — 63, T.Long, Sept. 13 at Cincinnati

Longest Field Goal — 53, M.Badgley, Oct. 4 at Tampa Bay

Most Attempted Field Goals — 4, last: M.Badgley, Dec. 27 vs. Den.

Most Made Field Goals — 4, M.Badgley, Dec. 27 vs. Denver

Returns

Longest Kickoff Return — 76, M.Aderley, Dec. 13 vs. Atlanta

Longest Punt Return — 30, K.Hill Jr., Nov. 1 at Denver

Longest Interception Return — 78, M.Davis, Oct. 4 at Tampa Bay

Longest Fumble Return — 44, N.Vigil, Nov. 15 at Miami

Defense

Most Interceptions — 1, last: Hayward Jr./Williams, Dec. 27 vs. Den.

Most Tackles — 14, K.Murray Jr., Dec. 6 vs. New England

Most Solo Tackles — 12, last: K.Murray Jr., Dec. 6 vs. New England

Most Sacks — 3.0, J.Bosa, Nov. 29, 2020

Most Passes Defensed — 2, last: M.Davis, Jan. 3 at K.C.

TEAM

Most Offense

First Downs — 29, last: Jan. 3 vs. Kansas City

Rushing Attempts — 44, Sept. 20 vs. Kansas City

Rushing Yards — 210, Nov. 1 at Denver

Rushing Touchdowns — 2, last: Jan. 3 at Kansas City

Passing Attempts — 53, Dec. 6 vs. New England

Completions — 37, Nov. 22 vs. N.Y. Jets

Net Passing Yards — 366, Nov. 22 vs. N.Y. Jets

Touchdowns Thrown — 4, Oct. 12 at New Orleans

Offensive Plays — 84, Nov. 1 at Denver

Total Offense — 485, Nov. 1 at Denver

Time of Possession — 39:27, Sept. 20 vs. Kansas City

Most Turnovers

Turnovers — 4, Sept. 27 vs. Carolina

Interceptions Thrown — 2, last: Dec. 6 vs. New England

Fumbles — 4, Sept. 27 vs. Carolina

Fumbles Lost — 3, Sept. 27 vs. Carolina

Longest Scoring Drives

Plays — 17, Sept. 20 vs. Kansas City

Yards — 97, Oct. 4 at Tampa Bay

Time — 10:21, Sept. 20 vs. Kansas City

Shortest Scoring Drives

Plays — 1, Nov. 8 vs. Las Vegas

Yards — 1, Last: Nov. 8 vs. Las Vegas

Time — 0:03, Nov. 8 vs. Las Vegas

Fewest Defense

First Downs Allowed — 14, Sept. 27 vs. Carolina

Rushing Attempts Allowed — 16, Nov. 1 at Denver

Rushing Yards Allowed — 70, Dec. 13 vs. Atlanta

Passing Attempts Allowed — 22, Dec. 6 vs. New England

Completions Allowed — 13, Nov. 8 vs. Las Vegas

Net Passing Yards Allowed — 126, Dec. 6 vs. New England

Total Plays Allowed — 50, last: Jan. 3 at Kansas City

Total Yards Allowed — 268, Jan. 3 at Kansas City

Most Defense

Takeaways — 3, last: Dec. 13 vs. Atlanta

Interceptions — 2, last: Dec. 27 vs. Denver

Fumbles Forced — 2, Nov. 29 at Buffalo

Fumbles Recovered — 1, last: Nov. 29 at Buffalo

Passes Defensed — 6, Nov. 1 at Denver

Sacks — 5, Oct. 25 vs. Jacksonville

2020 GAME SUMMARIES

WEEK 1 AT CINCINNATI



CHARGERS 16 BENGALS 13

Sunday, Sept. 13, 2020
Paul Brown Stadium – Cincinnati, Ohio



GAME STATISTICS

TEAM	1	2	3	4	OT	F
L.A. Chargers	0	6	3	10	-	16
Cincinnati	7	0	6	0	-	13

SCORING SUMMARY

Team	Q	Time	Play
Bengals	1	2:24	J.Burrow 23 yd. run (R.Bullock) (5-44, 1:35)
Chargers	2	7:10	M.Badgley 24 yd. Field Goal (11-74, 4:08)
Chargers	2	0:00	M.Badgley 43 yd. Field Goal (6-61, 0:33)
Bengals	3	9:12	R.Bullock 50 yd. Field Goal (7-29, 2:28)
Bengals	3	1:32	R.Bullock 43 yd. Field Goal (11-43, 6:08)
Chargers	4	12:23	J.Kelley 5 yd. run (M.Badgley) (10:55, 4:09)
Chargers	4	8:56	M.Badgley 22 yd. Field Goal (8-21, 3:18)

TEAM STATISTICS

	LAC	CIN
FIRST DOWNS	27	15
TOTAL NET YARDS	525	252
NET RUSHING YARDS	195	88
NET PASSING YARDS	330	164
PENALTIES/YARDS	6-65	10-101
3RD DOWN EFFICIENCY (%)	6-8 (75.0%)	4/15 (26.6%)
SCORING DRIVES (%)	7-11 (63.6%)	2-12 (16.7%)
PUNTS/NET AVERAGE	2-51.1	2-46.0
SACKS/YARDS	4/32	1/10
FUMBLES/LOST	2/0	0/0
POINTS OFF TURNOVERS	13	0
AVG. DRIVE START	OWN 44	OWN 22
TIME OF POSSESSION	29:23	30:37

INDIVIDUAL TOP PERFORMERS



PASSING

T.Taylor	CMP	ATT	YDS	TD	INT	RT	J.Burrow	CMP	ATT	YDS	TD	INT	RT
T.Taylor	16	30	208	0	0	75.4	J.Burrow	23	36	193	0	1	66.1

RUSHING

A.Ekeler	ATT	YDS	AVG	LG	TD	J.Mixon	ATT	YDS	AVG	LG	TD
A.Ekeler	19	84	4.4	13	0	J.Mixon	19	69	3.6	14	0
J.Kelley	6	70	11.6	26	1	J.Burrow	8	46	5.8	23	1

RECEIVING

H.Henry	REC	YDS	AVG	LG	TD	A.Green	REC	YDS	AVG	LG	TD
H.Henry	5	73	14.6	33	0	A.Green	5	51	10.2	14	0
M.Williams	4	69	17.3	37	0	C.Uzomah	4	45	11.3	19	0
K.Allen	4	37	9.3	13	0	T.Boyd	4	33	8.3	11	0
J.Guyton	1	16	16.0	16	0	G.Bernard	4	21	5.3	10	0

TACKLES (SOLO) – LAC: C.Hayward Jr. 12 (12), K.Murray Jr. 8 (4), J.Bosa 5 (5); CIN: G.Pratt 12 (7), S.Hubbard 9 (3), J.Bynes 8 (4).

SACKS – LAC: J.Bosa 1.0, Nwosu 1.0, Tillery 1.0; CIN: J.Bynes 1.0, C.Lawson 1.0.

INTERCEPTIONS – LAC: M.Ingram 1-0-0; CIN: None.

STARTERS

WR... K.Allen	DE..... J.Bosa	WR... A.Green	LDE..... C.Dunlap
LT..... S.Tevi	DT..... J.Jones	LOT... J.Williams	NT..... D.Reader
LG..... F.Lamp	NT..... L.Joseph	LG... M.Jordan	DT..... M.Daniels
C..... D.Feeney	DE..... M.Ingram	C..... T.Hopkins	RDE... S.Hubbard
RG... T.St. Louis	LB... K.Murray Jr.	RG... X.Su'a-Pilo	LB..... J.Bynes
RT... B.Bulaga	LB... D.Tranquill	ROT... B.Hart	LB..... G.Pratt
TE... H.Henry	CB..... C.Harris	TE... C.Uzomah	CB..... M.Alexander
WR... M.Williams	CB..... M.Davis	WR... T.Boyd	NCB... D.Phillips
WR... J.Guyton	S..... D.King II	WR... J.Ross III	S..... W.Jackson III
QB... T.Taylor	S..... R.Jenkins	QB... J.Burrow	S..... V.Bell
RB... A.Ekeler	CB... C.Hayward Jr.	HB... J.Mixon	CB... J.Bates III

WEEK 2 vs. KANSAS CITY



CHIEFS 23 CHARGERS 20

Sunday, Sept. 20, 2020
SoFi Stadium – Inglewood, Calif.



GAME STATISTICS

TEAM	1	2	3	4	OT	F
Kansas City	0	6	3	11	3	23
L.A. Chargers	7	7	3	3	0	20

SCORING SUMMARY

Team	Q	Time	Play
Chargers	1	11:23	J.Herbert 4 yd. run (M.Badgley) (8-79, 3:37)
Chiefs	2	8:51	T.Kelce 10 yd. pass from P.Mahomes (kick blocked) (10-73, 4:36)
Chargers	2	2:30	J.Guyton 14 yd. pass from J.Herbert (M.Badgley) (11-71, 6:21)
Chargers	3	8:07	M.Badgley 41 yd. Field Goal (12-57, 4:56)
Chiefs	3	3:11	H.Butker 58 yd. Field Goal (9-35, 4:50)
Chiefs	4	12:48	T.Hill 54 yd. pass from P.Mahomes (P.Mahomes-M.Hardman pass) (6-95, 2:31)
Chargers	4	2:27	M.Badgley 23 yd. Field Goal (17-82, 10:21)
Chiefs	4	0:00	H.Butker 30 yd. Field Goal (12-63, 2:27)
Chiefs	OT	1:55	H.Butker 58 yd. Field Goal (13-39, 5:52)

TEAM STATISTICS

	KC	LAC
FIRST DOWNS	23	28
TOTAL NET YARDS	414	479
NET RUSHING YARDS	125	183
NET PASSING YARDS	289	296
PENALTIES/YARDS	11-90.0	6-40
3RD DOWN EFFICIENCY (%)	7/15 (46.6%)	6/13 (46.2%)
SCORING DRIVES (%)	5-10 (50.0%)	4-10 (40.0%)
PUNTS/NET AVERAGE	5-39.6	3-38.3
SACKS/YARDS	0/0	2/15
FUMBLES/LOST	0/0	1/0
POINTS OFF TURNOVERS	8	0
AVG. DRIVE START	OWN 22	OWN 22
TIME OF POSSESSION	28:38	39:27

INDIVIDUAL TOP PERFORMERS



PASSING

J.Herbert	CMP	ATT	YDS	TD	INT	RT	P.Mahomes	CMP	ATT	YDS	TD	INT	RT
J.Herbert	22	33	311	1	1	94.4	P.Mahomes	27	47	302	2	0	90.9

RUSHING

A.Ekeler	ATT	YDS	AVG	LG	TD	P.Mahomes	ATT	YDS	AVG	LG	TD
A.Ekeler	16	93	5.8	13	0	P.Mahomes	6	54	9.0	21	0
J.Kelley	23	64	2.8	7	0	C.Edwards-Helaire	10	38	3.8	17	0

RECEIVING

K.Allen	REC	YDS	AVG	LG	TD	T.Hill	REC	YDS	AVG	LG	TD
K.Allen	7	96	13.7	28	0	T.Hill	5	99	19.8	54	1
H.Henry	6	83	13.8	22	0	T.Kelce	9	90	10.0	20	1
A.Ekeler	4	55	13.8	22	0	C.Edwards-Helaire	6	32	5.3	10	0
J.Kelley	2	49	24.5	35	0	M.Hardman	2	30	15.0	22	1

TACKLES (SOLO) – LAC: K.Murray Jr. 10 (4), K.White 9 (5), C.Harris Jr. 8 (4); KC: D.Wilson 12 (7), A.Hitchens 9 (7), B.Niemann 5 (5).

SACKS – LAC: J.Bosa 1.0; KC: T.Charlton 1.0, M.Danna 2.0.

INTERCEPTIONS – LAC: None; KC: Sneed (1).

STARTERS

WR... K.Allen	DE..... J.Bosa	WR... T.Hill	LDE... T.Kpassagnon
LT... S.Tevi	DT..... J.Jones	LT... E.Fisher	LDT... C.Jones
LG... F.Lamp	NT..... L.Joseph	LG... K.Osemele	RDT... D.Nnadi
C... D.Feeney	DE... M.Ingram III	C... A.Reiter	RDE... F.Clark
RG... T.Turner	LB... K.Murray Jr.	RG... A.Wylie	LB... A.Hitchens
RT... B.Bulaga	LB... K.White	TE... M.Schwartz	LB... D.Wilson
TE... H.Henry	CB... C.Harris	TE... T.Kelce	LB... B.Niemann
WR... V.Green	CB... M.Davis	WR... S.Watkins	CB... R.Penton
QB... G.Nabers	S... N.Jenkins	WR... M.Hardman	CB... L.Sneed
QB... J.Herbert	S... N.Adderley	QB... P.Mahomes	FS... J.Thornhill
RB... A.Ekeler	LCB... C.Hayward Jr.	RB... C.Edwards-Helaire	SS... T.Mathieu

2020 GAME SUMMARIES

WEEK 3 vs. CAROLINA



PANTHERS 21 CHARGERS 16

Sunday, Sept. 27, 2020

SoFi Stadium – Inglewood, Calif.



GAME STATISTICS

TEAM	1	2	3	4	OT	F
Carolina	6	12	0	3	-	21
L.A. Chargers	0	7	3	6	-	16

SCORING SUMMARY

Team	Q	Time	Play
Panthers	1	9:20	J.Slye 29 yd. Field Goal (6-37, 3:07)
Panthers	1	4:28	J.Slye 24 yd. Field Goal (7-29, 3:15)
Chargers	2	14:14	A.Ekeler 12 yd. run (M.Badgley) (10-75, 5:14)
Panthers	2	8:11	J.Slye 30 yd. Field Goal (10-59, 6:03)
Panthers	2	2:58	M.Davis 13 yd. pass from T.Bridgewater (kick blocked) (8-57, 3:57)
Panthers	2	0:00	J.Slye 22 yd. Field Goal (2-4, 0:08)
Chargers	3	1:12	M.Badgley 41 yd. Field Goal (8-62, 5:14)
Panthers	4	10:58	J.Slye 31 yd. Field Goal (8-62, 5:14)
Chargers	4	4:33	K.Allen 14 yd. pass from J.Herbert (pass failed) (16-75, 6:25)

TEAM STATISTICS

	CAR	LAC
FIRST DOWNS	14	26
TOTAL NET YARDS	302	436
NET RUSHING YARDS	81	117
NET PASSING YARDS	221	319
PENALTIES/YARDS	3-30	8-60
3RD DOWN EFFICIENCY (%)	3-12 (25.0%)	10/15 (66.7%)
SCORING DRIVES (%)	6-10 (60.0%)	3-10 (30.0%)
PUNTS/NET AVERAGE	4-44.8	3-37.0
SACKS/YARDS	2/11	2/11
FUMBLES/LOST	0/0	4/3
POINTS OFF TURNOVERS	12	0
AVG. DRIVE START	OWN 38	OWN 25
TIME OF POSSESSION	28:48	31:12

INDIVIDUAL TOP PERFORMERS



PASSING

J.Herbert	CMP	ATT	YDS	TD	INT	RT	T.Bridgewater	CMP	ATT	YDS	TD	INT	RT
J.Herbert	35	49	330	1	1	68.0	T.Bridgewater	22	28	235	1	0	115.5

RUSHING

A.Ekeler	ATT	YDS	AVG	LG	TD	M.Davis	ATT	YDS	AVG	LG	TD
A.Ekeler	8	43	5.4	16	0	R.Bonnafon	2	16	8.0	13	0

RECEIVING

K.Allen	REC	YDS	AVG	LG	TD	D.Moore	REC	YDS	AVG	LG	TD
K.Allen	13	132	10.2	52	1	D.Moore	2	65	32.5	38	0
A.Ekeler	11	84	7.6	28	0	R.Anderson	5	55	11.0	18	0
H.Henry	5	50	10.0	16	0	M.Davis	8	45	5.6	13t	1
J.Guyton	2	23	11.5	16	0	C.Samuel	4	45	11.3	24	0

TACKLES (SOLO) – LAC: K.White 11 (8), N.Adderley 9 (7), R.Jenkins 9 (3); CAR: S.Thompson 13 (8), J.Chinn 12 (6), J.Burris 8 (7).

SACKS – LAC: J.Bosa 1.0, R.Jenkins 1.0; CAR: B.Burns 1.0, M.Haynes 1.0.

INTERCEPTIONS – LAC: None; CAR: D.Jackson 1-66-0.

STARTERS

WR.....K.Allen	DE.....J.Bosa	WR.....D.Moore	DE.....B.Burns
LT.....S.Tevi	DT.....J.Tillery	LT.....G.Little	DT.....D.Brown
LG.....F.Lamp	NT.....L.Joseph	LG.....C.Reed	DT.....Z.Kerr
C.....D.Feeney	DE.....J.Nwosu	C.....M.Paradis	DE.....S.Weatherly
RG.....T.St.Louis	LB.....K.Murray Jr	RG.....J.Miller	LB.....S.Thompson
RT.....B.Buluga	LB.....K.White	RT.....T.Moton	LB.....T.Whitehead
TE.....H.Henry	RCB.....M.Davis	TE.....I.Thomas	LB.....J.Chinn
WR.....M.Williams	RCB.....C.Harris	WR.....R.Anderson	CB.....D.Jackson
WR.....J.Guyton	FS.....K.Adderley	WR.....C.Samuel	SS.....J.Burris
QB.....J.Herbert	S.....R.Jenkins	QB.....T.Bridgewater	FS.....T.Boston
RB.....A.Ekeler	LCB.....C.Hayward Jr	RB.....M.Davis	CB.....R.Douglas

WEEK 4 AT TAMPA BAY



BUCCANEERS 38 CHARGERS 31

Sunday, Oct. 4, 2020

Raymond James Stadium – Tampa, Fla.



GAME STATISTICS

TEAM	1	2	3	4	OT	F
L.A. Chargers	14	10	7	0	-	31
Tampa Bay	7	7	14	10	-	38

SCORING SUMMARY

Team	Q	Time	Play
Buccaneers	1	10:00	C.Brate 3 yd. pass from T.Brady (R.Succop) (10-75, 5:00)
Chargers	1	8:14	T.Johnson 53 yd. pass from J.Herbert (M.Badgley) (4-75, 1:46)
Chargers	1	3:55	M.Davis 78 yd. INT return (M.Badgley)
Chargers	2	8:50	D.Parham Jr. 19 yd. pass from J.Herbert (M.Badgley) (13-97, 6:18)
Chargers	2	1:37	M.Badgley 53 yd. Field Goal (8-31, 3:17)
Buccaneers	2	0:22	M.Evans 6 yd. pass from T.Brady (R.Succop) (3-6, 0:16)
Buccaneers	3	8:22	O.Howard 28 yd. pass from T.Brady (R.Succop) (8-69, 4:28)
Buccaneers	3	0:52	S.Miller 19 yd. pass from T.Brady (R.Succop) (2-63, 0:48)
Chargers	3	0:00	J.Guyton 72 yd. pass from J.Herbert (M.Badgley) (3-75, 0:52)

TEAM STATISTICS

	LAC	TB
FIRST DOWNS	15	28
TOTAL NET YARDS	324	484
NET RUSHING YARDS	46	115
NET PASSING YARDS	278	369
PENALTIES/YARDS	7-60	8-90
3RD DOWN EFFICIENCY (%)	4-10 (40.0%)	5/11 (45.0%)
SCORING DRIVES (%)	4-11 (36.4%)	7-12 (58.3%)
PUNTS/NET AVERAGE	3-44.3	3-53.7
SACKS/YARDS	0/0	2/12
FUMBLES/LOST	1/1	0/0
POINTS OFF TURNOVERS	7	7
AVG. DRIVE START	OWN 27	OWN 35
TIME OF POSSESSION	25:05	34:55

INDIVIDUAL TOP PERFORMERS



PASSING

J.Herbert	CMP	ATT	YDS	TD	INT	RT	T.Brady	CMP	ATT	YDS	TD	INT	RT
J.Herbert	20	25	290	3	1	137.9	T.Brady	30	46	369	5	1	117.0

RUSHING

J.Herbert	ATT	YDS	AVG	LG	TD	R.Jones	ATT	YDS	AVG	LG	TD
J.Herbert	5	14	2.8	5	0	R.Jones	20	111	5.6	23	0
A.Ekeler	2	12	6.0	10	0	K.Kaughn	3	4	1.3	3	0

RECEIVING

J.Guyton	REC	YDS	AVG	LG	TD	M.Evans	REC	YDS	AVG	LG	TD
J.Guyton	1	72	72.0	72t	1	M.Evans	7	122	17.4	48	1
K.Allen	8	62	7.8	17	0	S.Miller	5	83	16.6	44	1
T.Johnson	1	53	53.0	53t	1	O.Howard	3	50	16.7	28t	1
H.Henry	2	39	19.5	29	0	J.Watson	4	40	10.0	15	0

TACKLES (SOLO) – LAC: K.White 10 (8), K.Murray 10 (6), M.Davis 6 (4); TB: L.David 11 (10), S.Barrett 7 (5), J.Whitehead 4 (4).

SACKS – LAC: None; TB: S.Barrett 1.0, J.Whitehead 1.0.

INTERCEPTIONS – LAC: M.Davis 1-78-1; TB: C.Davis 1-3-0.

STARTERS

WR.....K.Allen	DE.....J.Bosa	WR.....M.Evans	DL.....N.Suh
LT.....S.Tevi	DT.....J.Tillery	LT.....D.Smith	NT.....N.Vaea
LG.....F.Lamp	NT.....L.Joseph	LG.....A.Marpet	DL.....W.Gholston
C.....D.Feeney	DE.....U.Nwosu	C.....C.Jensen	OLB.....J.Pierre-Paul
RG.....R.Groy	LB.....K.Murray Jr	RG.....R.Cappa	ILB.....D.White
RT.....T.Pipkins III	LB.....K.White	RT.....T.Wrifs	LB.....D.David
TE.....H.Henry	LCB.....M.Davis	TE.....R.Gronkowski	OLB.....S.Barrett
WR.....J.Guyton	CB.....D.King II	WR.....S.Miller	CB.....C.Davis
QB.....J.Herbert	S.....N.Adderley	WR.....J.Watson	S.....A.Winfield Jr.
RB.....A.Ekeler	S.....R.Jenkins	QB.....T.Brady	S.....J.Whitehead Jr.
	RCB.....C.Hayward Jr	RB.....R.Jones	CB.....S.Murphy-Bunting

2020 GAME SUMMARIES

WEEK 5 AT NEW ORLEANS



SAINTS 30

CHARGERS 27

Monday, Oct. 12, 2020

Mercedes-Benz Superdome – New Orleans, La.



GAME STATISTICS

TEAM	1	2	3	4	OT	F
L.A. Chargers	6	14	0	7	0	27
New Orleans	3	7	3	14	3	30

SCORING SUMMARY

Team	Q	Time	Play
Chargers	1	6:26	K.Allen 17 yd. pass from J.Herbert (kick failed, wr) (9-80, 4:33)
Saints	1	0:00	W.Lutz 48 yd. Field Goal (5-18, 2:41)
Chargers	2	11:01	M.Williams 4 yd. pass from J.Herbert (M.Badgley) (7-75, 3:59)
Chargers	2	4:25	H.Henry 3 yd. pass from J.Herbert (M.Badgley) (3-1, 1:23)
Saints	2	0:14	D.Brees 1 yd. run (W.Lutz) (8-51, 1:45)
Saints	3	4:52	W.Lutz 53 yd. Field Goal (7-40, 3:25)
Saints	4	11:21	J.Cook 41 yd. pass from D.Brees (W.Lutz) (10-89, 5:02)
Chargers	4	3:40	M.Williams 64 yd. pass from J.Herbert (M.Badgley) (4-78, 2:02)
Saints	4	0:52	T.Hill 9 yd. run (W.Lutz) (8-73, 2:48)
Saints	OT	5:08	W.Lutz 36 yd. Field Goal (9-48, 4:52)

TEAM STATISTICS

	LAC	NO
FIRST DOWNS	19	23
TOTAL NET YARDS	350	408
NET RUSHING YARDS	111	95
NET PASSING YARDS	239	313
PENALTIES/YARDS	1-10	5-60
3RD DOWN EFFICIENCY (%)	8/17 (47.1%)	5/15 (33.3%)
SCORING DRIVES (%)	5-14 (35.7%)	6-13 (46.2%)
PUNTS/NET AVERAGE	7-48.4	6-46.8
SACKS/YARDS	2/12	3/25
FUMBLES/LOST	1/0	1/0
POINTS OFF TURNOVERS	7	0
AVG. DRIVE START	OWN 25	OWN 29
TIME OF POSSESSION	30:42	35:01

INDIVIDUAL TOP PERFORMERS



PASSING

J.Herbert	CMP	ATT	YDS	TD	INT	RT	D.Brees	CMP	ATT	YDS	TD	INT	RT
J.Herbert	20	34	264	4	0	122.7	D.Brees	33	47	325	1	1	87.6

RUSHING

J.Jackson	ATT	YDS	AVG	LG	TD	A.Kamara	ATT	YDS	AVG	LG	TD
J.Jackson	15	71	4.7	36	0	A.Kamara	11	45	4.1	10	0
J.Kelley	11	29	2.6	9	0	M.Murray	8	34	4.3	8	0

RECEIVING

M.Williams	REC	YDS	AVG	LG	TD	E.Sanders	REC	YDS	AVG	LG	TD
M.Williams <td>5</td> <td>109</td> <td>21.8</td> <td>64t</td> <td>2</td> <td>E.Sanders <td>12</td> <td>122</td> <td>10.2</td> <td>19</td> <td>1</td> </td>	5	109	21.8	64t	2	E.Sanders <td>12</td> <td>122</td> <td>10.2</td> <td>19</td> <td>1</td>	12	122	10.2	19	1
H.Henry <td>1</td> <td>49</td> <td>49.0</td> <td>49</td> <td>0</td> <td>A.Kamara <td>8</td> <td>74</td> <td>9.3</td> <td>28</td> <td>0</td> </td>	1	49	49.0	49	0	A.Kamara <td>8</td> <td>74</td> <td>9.3</td> <td>28</td> <td>0</td>	8	74	9.3	28	0
A.Ekeler <td>2</td> <td>29</td> <td>14.5</td> <td>17t</td> <td>1</td> <td>J.Cook <td>2</td> <td>52</td> <td>26.0</td> <td>41t</td> <td>1</td> </td>	2	29	14.5	17t	1	J.Cook <td>2</td> <td>52</td> <td>26.0</td> <td>41t</td> <td>1</td>	2	52	26.0	41t	1
J.Jackson <td>5</td> <td>23</td> <td>4.6</td> <td>8</td> <td>0</td> <td>M.Callaway <td>4</td> <td>34</td> <td>8.5</td> <td>14</td> <td>0</td> </td>	5	23	4.6	8	0	M.Callaway <td>4</td> <td>34</td> <td>8.5</td> <td>14</td> <td>0</td>	4	34	8.5	14	0

TACKLES (SOLO) - LAC: K.White 15 (10), R.Jenkins 9 (7), M.Davis 7 (6); NO: C.Jordan 10 (5), D.Davis 10 (2), M.Lattimore 6 (4).

SACKS - LAC: J.Bosa 1.0, U.Nwosu 1.0; NO: T.Hendrickson 1.5, S.Rankins 1.0, C.Jordan 0.5.

INTERCEPTIONS - LAC: N.Adderley 1-39-0; NO: None.

STARTERS

WR.....K.Allen	DE.....I.Rochell	WR.....M.Callaway	RDE.T.Hendrickson
LT.....S.Tevi	DT.....J.Tillery	LT.....T.Armstead	DT.....M.Brown
LG.....F.Lamp	NT.....L.Joseph	LG.....A.Peat	DT.....D.Onyemata
C.....D.Feeney	DE.....U.Nwosu	C.....E.McCoy	LDE.....C.Jordan
RB.....R.Groy	LB.....K.Murray Jr	RB.....N.Easton	WILL.....D.Davis
RT.....T.Pipkins III	LB.....K.White	RT.....R.Gramczyk	MLB..A.Anzalone
TE.....H.Henry	CB.....D.King II	TE.....G.Riffkin	SAM.....Z.Baun
WR.....J.Guyton	LCB.....M.Davis	WR.....L.Murray	SS.....M.Jenkins
FB.....G.Nabers	S.....R.Jenkins	FB.....M.Burton	FS.....M.Williams
QB.....J.Herbert	S.....N.Adderley	QB.....D.Brees	LCB..P.Robinson
RB.....A.Ekeler	RCB..C.Hayward Jr	RB.....A.Kamara	RCB..M.Lattimore

WEEK 7 vs. JACKSONVILLE



CHARGERS 39

JAGUARS 29

Sunday, Oct. 4, 2020

SoFi Stadium – Inglewood, Calif.



GAME STATISTICS

TEAM	1	2	3	4	OT	F
Jacksonville	0	15	14	0	-	29
L.A. Chargers	9	7	20	3	-	39

SCORING SUMMARY

Team	Q	Time	Play
Chargers	1	10:15	M.Badgley 35 yd. Field Goal (9-77, 3:48)
Chargers	1	0:05	J.Reed 7 yd. run (kick failed, wl) (11-71, 5:39)
Chargers	2	10:34	D.Parham Jr. 22 yd. pass from J.Herbert (M.Badgley) (6-62, 2:59)
Jaguars	2	7:46	J.Robinson 4 yd. run (J.Robinson run) (6-78, 2:48)
Jaguars	2	0:11	J.Robinson 9 yd. pass from G.Minshew II (pass failed) (11-67, 3:41)
Jaguars	3	13:21	D.Thomas 16 yd. blocked punt ret. (J.Lambo)
Chargers	3	5:25	V.Green 26 yd. pass from J.Herbert (run failed) (6-47, 2:56)
Jaguars	3	2:54	C.Conley 28 yd. pass from G.Minshew II (G.Minshew II-B.Ellefson pass) (6-74, 2:31)
Chargers	3	1:56	J.Guyton 70 yd. pass from J.Herbert (M.Badgley) (2-80, 0:58)
Chargers	3	0:05	J.Herbert 5 yd. run (M.Badgley) (4-19, 1:42)
Chargers	4	6:26	M.Badgley 35 yd. Field Goal (11-73, 4:36)

TEAM STATISTICS

	JAX	LAC
FIRST DOWNS	15	29
TOTAL NET YARDS	294	484
NET RUSHING YARDS	140	135
NET PASSING YARDS	154	349
PENALTIES/YARDS	6-55	3-35
3RD DOWN EFFICIENCY (%)	6-15 (40.0%)	6-14 (42.9%)
SCORING DRIVES (%)	3-12 (25.0%)	7-14 (50.0%)
PUNTS/NET AVERAGE	5-45.4	4-34.5
SACKS/YARDS	1/2	5/19
FUMBLES/LOST	1/1	0/0
POINTS OFF TURNOVERS	0	7
AVG. DRIVE START	OWN 29	OWN 33
TIME OF POSSESSION	25:29	34:31

INDIVIDUAL TOP PERFORMERS



PASSING

J.Herbert	CMP	ATT	YDS	TD	INT	RT	G.Minshew II	CMP	ATT	YDS	TD	INT	RT
J.Herbert	27	43	347	3	0	111.3	G.Minshew II	14	27	173	2	0	96.7

RUSHING

J.Herbert	ATT	YDS	AVG	LG	TD	J.Robinson	ATT	YDS	AVG	LG	TD
J.Herbert	9	66	7.3	31	1	J.Robinson	22	119	5.4	22	1
J.Kelley	12	29	2.4	9	0	G.Minshew II	4	21	5.3	10	0

RECEIVING

K.Allen	REC	YDS	AVG	LG	TD	L.Shenault Jr.	REC	YDS	AVG	LG	TD
K.Allen	10	125	12.5	27	0	L.Shenault Jr. <td>3</td> <td>44</td> <td>14.7</td> <td>36</td> <td>0</td>	3	44	14.7	36	0
J.Guyton	8	84	10.5	70t	1	J.Shaughnessy 3	3	32	10.7	22	0
J.Jackson	5	43	8.6	43	0	C.Chark Jr.	1	28	28.0	28t	1
V.Green	1	26	26.0	26t	1	D.Conley Jr.	1	26	26.0	26t	0

TACKLES (SOLO) - LAC: R.Jenkins 8 (7), K.White 7 (2), K. Murray Jr. 5 (3); JAX: J.Schobert 9 (3), J.Jones 8 (6), C.Henderson 8 (5).

SACKS - LAC: U.Nwosu 1.5, D.King II 1.0, D.Square 1.0, J. Bosa 0.5, I.Rochell 0.5, K.White 0.5; JAX: T.Bryan 0.5, D. Smooth 0.5.

INTERCEPTIONS - LAC: None; JAX: None.

STARTERS

WR.....M.Williams	DE.....J.Bosa	WR.....D.Chark Jr.	DE.....D.Hamilton
LT.....S.Tevi	DT.....J.Jones	LT.....C.Robinson	DT.....T.Bryan
LG.....F.Lamp	NT.....L.Joseph	LG.....A.Norwell	DT.....D.Costin
C.....D.Feeney	DE.....M.Ingram	C.....B.Linder	DE.....A.Gotsis
RB.....R.Groy	LB.....K.Murray Jr	RB.....T.Shatley	WLB.....D.Allen
RT.....T.Pipkins III	LB.....K.White	RT.....J.Taylor	MLB..J.Schobert
TE.....H.Henry	LCB.....M.Davis	TE.....J.O'Shaughnessy	SLB.....K.Correa
WR.....V.Green	S.....L.Shenault Jr	WR.....L.Shenault Jr	RCB..S.Jones IV
FB.....G.Nabers	S.....N.Adderley	FB.....B.Miller	SS.....J.Jones
QB.....J.Herbert	S.....R.Jenkins	QB.....G.Minshew II	FS.....B.Watson
RB.....J.Jackson	RCB..C.Hayward Jr	RB.....J.Robinson	LCB..C.Henderson

2020 GAME SUMMARIES

WEEK 8 AT DENVER



BRONCOS 31 CHARGERS 30

Sunday, Nov. 1, 2020

Empower Field at Mile High — Denver, Colo.



GAME STATISTICS

TEAM	1	2	3	4	OT	F
L.A. Chargers	0	14	10	6	-	30
Denver	3	0	7	21	-	31

SCORING SUMMARY

Team	Q	Time	Play
Broncos	1	10:02	B.McManus 35 yd. Field Goal (4-0, 1:27)
Chargers	2	1:48	K.Allen 9 yd. pass from J.Herbert (M.Badgley) (9-80, 4:05)
Chargers	2	0:15	G.Nabers 2 yd. pass from J.Herbert (M.Badgley) (6-80, 0:56)
Chargers	3	10:13	M.Williams 24 yd. pass from J.Herbert (M.Badgley) (10-75, 4:47)
Chargers	3	7:33	M.Badgley 52 yd. Field Goal (8-40, 1:46)
Broncos	3	6:05	P.Lindsay 55 yd. run (B.McManus) (5-75, 1:28)
Broncos	4	11:42	A.Okwuegbunam 9 yd. pass from D.Lock (B.McManus) (9-80, 4:54)
Chargers	4	7:57	M.Badgley 47 yd. Field Goal (8-46, 3:45)
Broncos	4	7:30	D.Hamilton 40 yd. pass from D.Lock (B.McManus) (2-75, 0:27)
Chargers	4	2:30	M.Badgley 33 yd. Field Goal (12-60, 5:00)
Broncos	4	0:00	K.Hamler 1 yd. pass from D.Lock (B.McManus) (14-81, 2:30)

TEAM STATISTICS

	LAC	DEN
FIRST DOWNS	28	37
TOTAL NET YARDS	485	351
NET RUSHING YARDS	210	108
NET PASSING YARDS	275	243
PENALTIES/YARDS	6-67	8-70
3RD DOWN EFFICIENCY (%)	7-16 (43.8%)	5-13 (38.5%)
SCORING DRIVES (%)	6-12 (50.0%)	5-13 (38.5%)
PUNTS/NET AVERAGE	3-39.0	6-54.2
SACKS/YARDS	2/5	2/3
FUMBLES/LOST	0/0	0/0
POINTS OFF TURNOVERS	0	10
AVG. DRIVE START	OWN 29	OWN 29
TIME OF POSSESSION	35:53	24:07

INDIVIDUAL TOP PERFORMERS

PASSING													
	CMP	ATT	YDS	TD	INT	RT		CMP	ATT	YDS	TD	INT	RT
J.Herbert	29	43	278	3	0	89.1	D.Lock	26	41	248	3	1	94.4

RUSHING											
	ATT	YDS	AVG	LG	TD		ATT	YDS	AVG	LG	TD
J.Jackson	11	89	5.2	22	0	P.Lindsay	6	83	13.8	55t	1
T.Pope	10	67	6.7	26	0	M.Gordon	8	26	3.3	10	0

RECEIVING											
	REC	YDS	AVG	LG	TD		REC	YDS	AVG	LG	TD
M.Williams	5	99	19.8	35t	1	D.Hamilton	4	82	20.5	40t	0
K.Allen	9	67	7.4	22	0	J.Jeudy	4	73	18.3	43	0
J.Jackson	3	53	17.7	34	0	N.Fant	7	47	6.7	12	0
H.Henry	4	33	8.3	13	0	M.Gordon	6	21	3.5	6	0

TACKLES (SOLO) - LAC: D.Perryman (7), R.Jenkins 7 (5), N.Adderley 7 (5), K.White 5 (3); DEN: K.Jackson 12 (8), J.Jewell 10 (6), A.Johnson 10 (5).

SACKS - LAC: J.Tillery 1.0, I.Rochell 1.0; **DEN:** B.Chubb 1.0, M.Reed 1.0.

INTERCEPTIONS - LAC: R.Jenkins 1-23-0; **DEN:** J.Simmons 1-46-0, B.Callahan 1-0-0.

STARTERS

WR....K.Allen	DE.....J.Bosa	WR....D.Hamilton	DE.....S.Harris
LT....S.Tevi	DT.....J.Tillery	LT....G.Bolles	NT.....D.Williams
LG....F.Lamp	NT.....L.Joseph	LG....D.Risner	OLB....D.Jones
C....D.Feeney	DE....M.Ingram III	C....C.Lushenberry	OLB....M.Reed
RG....C.Toner	LB....K.Murray Jr.	RG....A.Schlottmann	WLB....B.Chubb
RT....B.Bulaga	LB....K.White	RT....D.Dotson	ILB....A.Johnson
TE....H.Henry	LB....M.Davis	TE....N.Fant	ILB....J.Jewell
WR....M.Williams	QB....M.Davis	WR....J.Jeudy	LCB....A.Bouye
TE....D.Parham	S....R.Jenkins	TE....N.Vannett	SS....K.Jackson
QB....D.Herbert	S....N.Adderley	QB....D.Lock	FS....J.Simmons
RB....J.Jackson	RCB....C.Hayward Jr.	RB....M.Gordon	RCB....B.Callahan

WEEK 9 vs. LAS VEGAS



RAIDERS 31 CHARGERS 26

Sunday, Nov. 1, 2020

SoFi Stadium — Inglewood, Calif.



GAME STATISTICS

TEAM	1	2	3	4	OT	F
Las Vegas	7	2	14	3	-	31
L.A. Chargers	0	17	3	6	-	26

SCORING SUMMARY

Team	Q	Time	Play
Raiders	1	4:42	D.Booker 23 yd. run (D.Carson) (7-62, 3:33)
Chargers	2	13:24	K.Ballage 5 yd. run (M.Badgley) (13-81, 6:18)
Raiders	2	5:34	J.Jacobs 14 yd. run (D.Carson) (6-44, 3:23)
Chargers	2	0:19	K.Allen 27 yd. pass from J.Herbert (M.Badgley) (10-75, 5:15)
Chargers	2	0:05	M.Badgley 45 yd. Field Goal (1-0, 0:03)
Raiders	3	13:18	N.Agholor 45 yd. pass from D.Carr (D.Carson) (4-55, 1:42)
Raiders	3	7:49	D.Waller 2 yd. pass from D.Carr (D.Carson) (8-75, 3:39)
Chargers	3	4:19	M.Badgley 29 yd. Field Goal (9-62, 3:30)
Chargers	4	9:04	G.Nabers 4 yd. pass from J.Herbert (run failed) (12-82, 5:47)
Raiders	4	4:37	D.Carson 31 yd. Field Goal (6-18, 3:30)

TEAM STATISTICS

	LV	LAC
FIRST DOWNS	16	36
TOTAL NET YARDS	320	440
NET RUSHING YARDS	160	128
NET PASSING YARDS	160	312
PENALTIES/YARDS	2-10	5-45
3RD DOWN EFFICIENCY (%)	5-10 (50.0%)	7-15 (46.7%)
SCORING DRIVES (%)	5-11 (45.5%)	5-10 (50.0%)
PUNTS/NET AVERAGE	4-37.5	3-48.7
SACKS/YARDS	2/14	1/5
FUMBLES/LOST	1/1	1/1
POINTS OFF TURNOVERS	3	3
AVG. DRIVE START	OWN 35	OWN 29
TIME OF POSSESSION	25:16	34:44

INDIVIDUAL TOP PERFORMERS

PASSING													
	CMP	ATT	YDS	TD	INT	RT		CMP	ATT	YDS	TD	INT	RT
J.Herbert	27	43	347	3	0	111.3	D.Carr	13	23	165	2	0	108.1

RUSHING											
	ATT	YDS	AVG	LG	TD		ATT	YDS	AVG	LG	TD
K.Ballage	9	66	7.3	31	0	D.Booker	8	68	8.5	23t	1
J.Kelley	12	29	2.4	9	0	J.Jacobs	14	65	4.6	14t	1

RECEIVING											
	REC	YDS	AVG	LG	TD		REC	YDS	AVG	LG	TD
K.Allen	9	103	11.4	27t	1	H.Renfrow	2	60	30.0	53	0
M.Williams	5	81	16.2	23	0	M.Agholor	2	55	27.5	45t	1
T.Johnson	1	50	50.0	50	0	D.Waller	3	22	4.4	8	0
H.Henry	4	33	8.3	11	0	J.Richard	1	19	19.0	19	0

TACKLES (SOLO) - LAC: R.Jenkins 6 (4), N.Adderley 5 (5), M.Ingram 5 (3); LV: N.Kwiatkowski 13 (10), L.Joyner 12 (6), C.Littleton 8 (5).

SACKS - LAC: J.Tillery 1.0; LV: M.Crosby 1.0, C.Nassib 1.0.

INTERCEPTIONS - LAC: None; **LV:** None.

STARTERS

WR....K.Allen	DE.....J.Tillery	WR....H.Ruggs	DE.....C.Ferrell
LT....S.Tevi	DT.....D.Jones	LT....B.Parker	DT.....J.Hankins
LG....F.Lamp	NT.....L.Joseph	LG....D.Good	DT.....M.Collins
C....D.Feeney	DE....M.Ingram	C....R.Hudson	DE....M.Crosby
RG....C.Toner	LB....K.Murray Jr.	RG....S.Jackson	MLB..N.Kwiatkoski
RT....B.Bulaga	LB....K.White	RT....S.Young	WLB..C.Littleton
TE....H.Henry	LB....M.Davis	TE....D.Waller	RCB..N.Mullen
WR....M.Williams	QB....M.Davis	WR....N.Agholor	RCB..N.Lawson
WR....J.Guyton	S....N.Adderley	WR....H.Renfrow	S....L.Joyner
QB....J.Herbert	S....R.Jenkins	QB....D.Carr	FS.....E.Harris
RB....J.Jackson	RCB....C.Hayward Jr.	RB....J.Jacobs	SS.....J.Abram

2020 GAME SUMMARIES

WEEK 10 AT MIAMI



DOLPHINS 29 CHARGERS 21

Sunday, Nov. 15, 2020
Hard Rock Stadium – Miami Gardens, Fla.



GAME STATISTICS

TEAM	1	2	3	4	OT	F
L.A. Chargers	0	7	7	7	-	21
Miami	14	3	3	9	-	29

SCORING SUMMARY

Team	Q	Time	Play
Dolphins	1	12:54	S.Ahmed 1 yd. run (J.Sanders) (1-1, 0:04)
Dolphins	1	0:58	J.Grant 3 yd. pass from T.Tagovailoa (J.Sanders) (3-88, 7:04)
Chargers	2	4:25	J.Herbert 1 yd. run (M.Badgley) (11-37, 5:51)
Dolphins	2	0:24	J.Sanders 50 yd. Field Goal (5-15, 0:42)
Chargers	3	7:02	H.Henry 2 yd. pass from J.Herbert (M.Badgley) (11-68, 6:38)
Dolphins	3	2:30	J.Sanders 35 yd. Field Goal (8-58, 4:32)
Dolphins	4	11:38	D.Smythe 2 yd. pass from T.Tagovailoa (pass failed) (5-32, 2:32)
Dolphins	4	3:59	J.Sanders 49 yd. Field Goal (7-14, 2:38)
Chargers	4	1:57	K.Allen 13 yd. pass from J.Herbert (M.Badgley) (8-69, 2:02)

TEAM STATISTICS

	LAC	MIA
FIRST DOWNS:	19	17
TOTAL NET YARDS:	273	280
NET RUSHING YARDS:	99	111
NET PASSING YARDS:	174	169
PENALTIES/YARDS:	5-31	3-15
3RD DOWN EFFICIENCY (%):	4-13 (30.8%)	5-14 (35.7%)
SCORING DRIVES (%):	3-11 (27.3%)	6-11 (54.5%)
PUNTS/NET AVERAGE:	5-54.2	2-52.0
SACKS/YARDS:	0/0	2/13
FUMBLES/LOST:	0/0	2/1
POINTS OFF TURNOVERS:	7	2
AVG. DRIVE START:	OWN 25	OWN 47
TIME OF POSSESSION:	29:54	30:06

INDIVIDUAL TOP PERFORMERS



PASSING

	COMP	ATT	YDS	TD	INT	RT
J.Herbert	20	32	187	2	1	86.3
T.Tagovailoa	15	25	169	2	0	106.9

RUSHING

	ATT	YDS	AVG	LG	TD
K.Ballage	16	68	3.6	11	0
J.Kelley	7	21	3.0	8	0
S.Ahmed	2	19	9.5	17	0

RECEIVING

	REC	YDS	AVG	LG	TD
K.Allen	3	39	13.0	15	1
M.Williams	2	38	19.0	28	0
K.Ballage	5	34	6.8	16	0
H.Henry	4	30	7.5	17	1

TACKLES (SOLO) – LAC: N.Alderley 8 (8), K.White 6 (3), M.Davis 5 (5);
MIA: R.Davis 7 (4), E.Roberts 7 (1), E.Rowe 6 (4).

SACKS – LAC: None; **MIA:** N.Needham 1-13, E.Ogbar 1-0.

INTERCEPTIONS – LAC: None; **MIA:** X.Howard 1-28-0.

STARTERS

WR.....K.Allen	DT.....J.Jones	TE.....A.Shaheen	DE.....Z.Seiler
LT.....S.Tevi	DT.....J.Tillery	LT.....A.Jackson	NT.....R.Davis
LG.....F.Lamp	NT.....L.Joseph	LG.....E.Flowers	DE.....E.Ogbar
C.....D.Feeney	NT.....D.Square	C.....T.Karras	LB.....S.Lawson
RG.....T.Turner	DE.....I.Rochell	RG.....J.Davis	LB.....E.Roberts
RT.....B.Bulaga	DE.....U.Nwosu	RT.....R.Hunt	LB.....K.Van Noy
TE.....H.Henry	DE.....M.Ingram	OL.....J.Davenport	CB.....By.Jones
WR.....M.Williams	LB.....K.Murray	OL.....S.Kindley	WR.....B.Jones
TE.....D.Parham	LB.....K.White	TE.....D.Smythe	S.....E.Rowe
QB.....J.Herbert	S.....R.Jenkins	QB.....T.Tagovailoa	S.....B.McCain
RB.....K.Ballage	LB.....N.Alderley	RB.....S.Ahmed	CB.....X.Howard

WEEK 11 vs. NEW YORK JETS



CHARGERS 34 JETS 28

Sunday, Nov. 22, 2020
SoFi Stadium – Inglewood, Calif.



GAME STATISTICS

TEAM	1	2	3	4	OT	F
N.Y. Jets	6	0	13	9	-	28
L.A. Chargers	7	17	7	3	-	34

SCORING SUMMARY

Team	Q	Time	Play
Jets	1	9:05	L.Perine 5 yd. run (kick failed, wl) (4-29, 1:59)
Chargers	1	3:20	T.Campbell 6 yd. INT return (M.Badgley)
Chargers	2	14:17	M.Williams 39 yd. pass from J.Herbert (M.Badgley) (5-57, 1:48)
Chargers	2	10:01	H.Henry 2 yd. pass from J.Herbert (M.Badgley) (7-72, 2:53)
Chargers	2	0:00	M.Badgley 44 yd. Field Goal (7-60, 1:16)
Jets	3	11:27	B.Perriman 49 yd. pass from J.Flacco (S.Herndon) (7-74, 3:33)
Chargers	3	5:33	K.Allen 13 yd. pass from J.Herbert (M.Badgley) (12-75, 5:54)
Jets	3	0:22	F.Gore 1 yd. run (kick failed, wr) (10-75, 5:11)
Chargers	4	6:42	M.Badgley 23 yd. Field Goal (16-70, 8:40)
Jets	4	4:00	C.Herndon 6 yd. pass from J.Flacco (S.Ficken kick) (9-75, 2:42)
Chargers	4	0:01	T.Long OB in end zone (F.Luvu) for a Safety

TEAM STATISTICS

	NYJ	LAC
FIRST DOWNS:	20	28
TOTAL NET YARDS:	292	376
NET RUSHING YARDS:	96	29
NET PASSING YARDS:	196	347
PENALTIES/YARDS:	8-88	9-78
3RD DOWN EFFICIENCY (%):	5-11 (45.5%)	9-15 (60.0%)
SCORING DRIVES (%):	5-10 (50.0%)	11-15 (73.3%)
PUNTS/NET AVERAGE:	4-41.0	3-36.7
SACKS/YARDS:	3/19	1/9
FUMBLES/LOST:	0/0	1/1
POINTS OFF TURNOVERS:	7	0
AVG. DRIVE START:	OWN 28	OWN 26
TIME OF POSSESSION:	23:32	36:28

INDIVIDUAL TOP PERFORMERS



PASSING

	COMP	ATT	YDS	TD	INT	RT
J.Herbert	37	49	366	3	0	116.5
J.Flacco	15	30	205	2	1	80.6

RUSHING

	ATT	YDS	AVG	LG	TD
K.Ballage	16	44	2.8	17	0
J.Kelley	2	11	5.5	8	0
F.Gore	15	61	4.1	14	1
L.Perine	8	33	4.1	11	1

RECEIVING

	REC	YDS	AVG	LG	TD
K.Allen	16	145	9.1	21	1
M.Williams	4	72	18.0	39	1
T.Johnson	1	54	54.0	54	0
H.Henry	4	48	12.0	22	1

TACKLES (SOLO) – LAC: R.Jenkins 7 (5), K.Murray Jr. 7 (4), L.Joseph 4 (4); **NYJ:** A.Davis 12 (8), N.Hewitt 11 (9), H.Langi 11 (8).

SACKS – LAC: D.Perryman 1-9; **NYJ:** A.Maullet 1-3, H.Anderson 0.5-4.5, Q.Williams 0.5-4.5, J.Jenkins 0.5-3.5, N.Shepherd 0.5-3.5.

INTERCEPTIONS – LAC: T.Campbell 1-6-1; **NYJ:** None.

STARTERS

WR.....K.Allen	DE.....J.Bosa	WR.....B.Perriman	DL.....J.Franklin-Myers
LT.....S.Tevi	DT.....J.Jones	LT.....M.Alexis	DL.....F.Fatukasi
LG.....F.Lamp	NT.....L.Joseph	LG.....B.Lewis	DL.....G.Williams
C.....D.Feeney	DE.....M.Ingram III	C.....C.McGover	ILB.....N.Hewitt
RG.....T.Turner	LB.....D.Perryman	RG.....G.Van Roten	LB.....H.Langi
RT.....B.Bulaga	LB.....K.Murray Jr.	RT.....G.Fant	LB.....F.Luvu
TE.....H.Henry	LCB.....M.Davis	TE.....R.Griffin	OLB.....J.Jenkins
TE.....S.Anderson	CB.....T.Campbell	WR.....J.Crowder	CB.....L.Jackson
TE.....D.Parham	S.....R.Jenkins	WR.....D.Mims	CB.....B.Hall
QB.....J.Herbert	QB.....N.Alderley	QB.....J.Flacco	S.....A.Davis
RB.....K.Ballage	RCB.....C.Hayward Jr.	RB.....F.Gore	S.....M.Maye

2020 GAME SUMMARIES

WEEK 12 AT BUFFALO



BILLS 27 CHARGERS 17

Sunday, Nov. 29, 2020
Bills Stadium — Orchard Park, N.Y.



GAME STATISTICS

TEAM	1	2	3	4	OT	F
L.A. Chargers	6	0	8	3	-	17
Buffalo	7	10	7	3	-	27

SCORING SUMMARY

Team	Q	Time	Play
Bills	1	12:26	D.Knox 2 yd. pass from J.Allen (T.Bass) (7-76, 4:23)
Chargers	1	6:31	K.Allen 5 yd. pass from J.Herbert (kick failed, w) (13-79, 5:55)
Bills	2	9:44	G.Davis 20 yd. pass from C.Beasley (T.Bass) (7-76, 4:23)
Bills	2	2:16	T.Bass 45 yd. Field Goal (12-60, 5:15)
Bills	3	9:02	J.Allen 3 yd. run (T.Bass) (12-57, 5:58)
Chargers	3	4:51	J.Kelley 1 yd. run (Herbert-Allen pass) (10-67, 4:11)
Chargers	4	10:16	M.Badgley 27 yd. Field Goal (7-36, 3:50)
Bills	4	3:26	T.Bass 43 yd. Field Goal (6-40, 1:51)

TEAM STATISTICS

	LAC	BUF
FIRST DOWNS	24	23
TOTAL NET YARDS	367	332
NET RUSHING YARDS	76	172
NET PASSING YARDS	291	160
PENALTIES/YARDS	5-91	9-85
3RD DOWN EFFICIENCY (%)	3-16 (18.8%)	4-9 (44.4%)
SCORING DRIVES (%)	3-12 (25.0%)	5-12 (41.7%)
PUNTS/NET AVERAGE	6-47.7	3-56.0
SACKS/YARDS	3/17	3/25
FUMBLES/LOST	2/0	2/2
POINTS OFF TURNOVERS	3	3
AVG. DRIVE START	OWN 26	OWN 30
TIME OF POSSESSION	30:04	29:56

INDIVIDUAL TOP PERFORMERS



PASSING

J.Herbert	CMP	ATT	YDS	TD	INT	RT	J.Allen	CMP	ATT	YDS	TD	INT	RT
J.Herbert	31	52	316	1	1	75.5	J.Allen	18	24	157	1	1	88.4

RUSHING

A.Ekeler	ATT	YDS	AVG	LG	TD	D.Singletary	ATT	YDS	AVG	LG	TD
A.Ekeler	14	44	3.1	15	0	D.Singletary	11	82	7.5	24	0
J.Kelley	7	35	5.0	35	1	Z.Moss	9	59	6.6	31	0

RECEIVING

A.Ekeler	REC	YDS	AVG	LG	TD	G.Davis	REC	YDS	AVG	LG	TD
A.Ekeler	1	85	7.7	14	0	G.Davis	5	79	26.3	44	1
H.Henry	7	67	9.6	15	0	S.Diggs	7	39	5.6	9	0
T.Johnson	2	63	31.5	55	0	C.Beasley	2	25	12.5	14	0
K.Allen	4	40	10.0	15	0	D.Singletary	3	20	6.7	14	0

TACKLES (SOLO) - LAC: R.Jenkins 11 (8), J.Bosa 8 (7), N.Vigil 8 (6); BUF: A.Klein 14 (10), T.Edmunds 11 (3), J.Poyer 9 (7).

SACKS - LAC: J.Bosa 3-17; **BUF:** A.Klein 15-14, E.Oliver 1-7, J.Hughes 0.5-4.

INTERCEPTIONS - LAC: M.Davis 1-0-0; **BUF:** T.White 1-0-0.

STARTERS

WR.... K.Allen	DE..... J.Bosa	WR.... S.Diggs	LDE..... J.Hughes
LT.... S.Tevi	DT..... J.Jones	LT.... D.Dawkins	LDT..... V.Butler
LG.... F.Lamp	NT..... L.Joseph	LG..... J.Feliciano	RTD..... E.Oliver
C.... D.Feeney	DE..... J.Tillery	C.... M.Morse	RDE.... M.Addison
RG.... T.Turner	LB.... K.Murray Jr.	RG.... B.Winters	MLB.. T.Edmunds
RT.... T.Pipkins III	LB.... D.Perryman	RT.... D.Williams	WLB.... A.Klein
TE.... H.Henry	CB.... C.Harris Jr.	TE.... D.Knox	NCB.. T.Johnson
WR.... M.Williams	RCB.. T.Campbell	WR.... C.Beasley	RCB.... T.White
WR.... J.Guyton	S.... R.Jenkins	WR.... G.Davis	SS..... J.Poyer
QB.... J.Herbert	S.... N.Adderley	QB.... J.Allen	FS.... M.Hyde
RB.... A.Ekeler	LCB.... M.Davis	RB.... D.Singletary	DB.... L.Wallace

WEEK 13 vs. NEW ENGLAND



PATRIOTS 45 CHARGERS 0

Sunday, Dec. 6, 2020
SoFi Stadium — Inglewood, Calif.



GAME STATISTICS

TEAM	1	2	3	4	OT	F
New England	7	21	7	10	-	45
L.A. Chargers	0	0	0	0	-	0

SCORING SUMMARY

Team	Q	Time	Play
Patriots	1	7:50	C.Newton 1 yd. run (N.Folk) (13-75, 7:10)
Patriots	2	14:02	G.Olszewski 70 yd. punt return (N.Folk kick)
Patriots	2	0:51	C.Newton 2 yd. run (N.Folk) (16-54, 5:41)
Patriots	2	0:00	D.McCourty 44 yd. return of blocked field goal (N.Folk)
Patriots	3	8:44	N.Harry 5 yd. pass from C.Newton (N.Folk) (7-32, 3:38)
Patriots	4	11:21	N.Folk 32 yd. Field Goal (4-3, 2:04)
Patriots	4	6:50	G.Olszewski 38 yd. pass from J.Stidham (N.Folk) (4-61, 1:23)

TEAM STATISTICS

	LAC	NE
FIRST DOWNS	22	17
TOTAL NET YARDS	291	258
NET PASSING YARDS	165	70
NET RUSHING YARDS	126	188
PENALTIES/YARDS	3-15	5-30
3RD DOWN EFFICIENCY (%)	6-14 (42.9%)	7-18 (38.9%)
SCORING DRIVES (%)	5-10 (50.0%)	0-11 (0.0%)
PUNTS/NET AVERAGE	4-49.3	4-51.5
SACKS/YARDS	3/21	1/4
FUMBLES/LOST	2/0	0/0
POINTS OFF TURNOVERS	7	0
AVG. DRIVE START	OWN 46	OWN 18
TIME OF POSSESSION	33:41	26:19

INDIVIDUAL TOP PERFORMERS



PASSING

J.Herbert	CMP	ATT	YDS	TD	INT	RT	C.Newton	CMP	ATT	YDS	TD	INT	RT
J.Herbert	26	53	209	2	43.7	C.Newton	12	19	69	1	0	87.4	

RUSHING

A.Ekeler	ATT	YDS	AVG	LG	TD	D.Harris	ATT	YDS	AVG	LG	TD
A.Ekeler	8	36	4.5	9	0	D.Harris	16	80	5.0	12	0
K.Ballage	7	34	4.9	8	0	C.Newton	14	48	3.4	14	2

RECEIVING

K.Allen	REC	YDS	AVG	LG	TD	G.Olszewski	REC	YDS	AVG	LG	TD
K.Allen	5	48	9.6	24	0	G.Olszewski	1	38	38.0	38	1
M.Williams	4	43	10.8	20	0	S.Michel	1	23	23.0	23	0
J.Guyton	2	38	19.0	24	0	D.Byrd	2	16	8.0	9	0
A.Ekeler	4	32	8.0	15	0	N.Harry	2	15	7.5	10	1

TACKLES (SOLO) - LAC: K.Murray Jr. 14 (12), N.Vigil 8 (3), L.Joseph 7 (5); NE: A.Phillips 12 (7), J.Bentley 6 (5), K.Dugger 5 (3).

SACKS - LAC: K.Murray Jr. 1-4; **NE:** A.Butler 1-9, L.Guy 1-9, D.Wise 1-3.

INTERCEPTIONS - LAC: None; **NE:** J.Jackson 1-3-0, C.Winovich 1-0-0.

STARTERS

WR.... K.Allen	DE..... J.Bosa	WR.... N.Harry	LE..... A.Jennings
LT.... S.Norton	DT..... J.Jones	LT.... J.Etuenunor	DL..... L.Guy
LG.... F.Lamp	NT.... L.Joseph	LG.... J.Thuney	DL..... B.Cowart
C.... D.Feeney	DE..... J.Tillery	C.... D.Andrews	DL..... D.Wise
RG.... T.Turner	LB.... K.Murray Jr.	RG.... S.Mason	RE..... J.Simon
RT.... B.Bulaga	LB.... N.Vigil	RT.... M.Onwenu	LB.... J.Bentley
TE.... H.Henry	CB.... C.Harris Jr.	TE.... R.Izzo	LB.... K.Dugger
WR.... M.Williams	RCB.. C.Hayward Jr.	WR.... D.Byrd	RCB.... S.Gilmore
RB.... G.Nabers	S.... R.Jenkins	RB.... D.Harris	LB.... J.Jackson
QB.... J.Herbert	S.... N.Adderley	QB.... C.Newton	S.... A.Phillips
RB.... A.Ekeler	LCB.... M.Davis	RB.... J.Meyers	S.... D.McCourty

2020 GAME SUMMARIES

WEEK 14 vs. ATLANTA



CHARGERS 20

FALCONS 17

Sunday, Dec. 13, 2020

SoFi Stadium – Inglewood, Calif.



GAME STATISTICS

TEAM	1	2	3	4	OT	F
Atlanta	7	10	0	0	-	17
L.A. Chargers	7	3	7	3	-	20

SCORING SUMMARY

Team	Q	Time	Play
Chargers	1	3:57	K.Allen 10 yd. pass from J.Herbert (M.Badgley) (15-83, 9:33)
Falcons	1	0:21	C.Ridley 39 yd. pass from R.Gage (Y.Koo) (7-75, 3:36)
Falcons	2	9:47	Y.Koo 45 yd. Field Goal (8-40, 3:46)
Chargers	2	8:13	M.Badgley 35 yd. Field Goal (4-6, 1:34)
Falcons	2	4:51	L.Treadwell 9 yd. pass from M.Ryan (Y.Koo) (8-75, 3:22)
Chargers	3	1:10	Ty.Johnson 12 yd. pass from J.Herbert (M.Badgley) (13-80, 8:21)
Chargers	4	0:00	M.Badgley 43 yd. Field Goal (6-49, 0:30)

TEAM STATISTICS

	ATL	LAC
FIRST DOWNS	19	23
TOTAL NET YARDS	319	345
NET RUSHING YARDS	70	105
NET PASSING YARDS	249	240
PENALTIES/YARDS	4-35	6-40
3RD DOWN EFFICIENCY (%)	9-12 (75.0%)	9-15 (60.0%)
SCORING DRIVES (%)	3-8 (37.5%)	4-9 (44.4%)
PUNTS/NET AVERAGE	2-42.5	3-50.3
SACKS/YARDS	1/3	2/14
FUMBLES/LOST	0/0	2/0
POINTS OFF TURNOVERS	3	10
AVG. DRIVE START	OWN 29	OWN 28
TIME OF POSSESSION	24:45	34:15

INDIVIDUAL TOP PERFORMERS



PASSING

J.Herbert	CMP	ATT	YDS	TD	INT	RT	M.Ryan	CMP	ATT	YDS	TD	INT	RT
J.Herbert	36	44	243	2	1	95.4	M.Ryan	21	32	224	1	3	57.3

RUSHING

A.Ekeler	ATT	YDS	AVG	LG	TD	L.Smith	ATT	YDS	AVG	LG	TD
A.Ekeler	15	79	5.3	15	0	L.Smith	11	42	3.8	8	0
K.Ballage	7	14	2.0	5	0	B.Turley	6	19	3.2	8	0

RECEIVING

A.Ekeler	REC	YDS	AVG	LG	TD	C.Ridley	REC	YDS	AVG	LG	TD
A.Ekeler	9	67	7.4	16	0	C.Ridley	8	124	15.5	39	1
K.Allen	9	52	5.8	10	1	R.Gage	5	82	16.4	35	0
T.Johnson	6	55	9.2	25	1	T.Gurley	2	12	6.0	9	0
H.Henry	6	41	6.8	15	0	B.Hill	1	12	12.0	12	0

TACKLES (SOLO) - LAC: K.White 7 (5), K.Murray Jr. 7 (4), C.Hayward Jr. 5 (5); ATL: A.Terrell 13 (13), F.Oluokun 10 (8), T.Davison 7 (5).

SACKS - LAC: U.Nwosu 1-9, J.Jones 1-5; ATL: F.Oluokun 1-3.

INTERCEPTIONS - LAC: M.Davis 1-8-0, J.Addae 1-3-0, R.Jenkins 1-0-0; ATL: B.Wreh-Wilson 1-0-0.

STARTERS

WR.....K.Allen	DE.....J.Bosa	WR.....B.Powell	DE.....S.Means
LT.....S.Tevi	DT.....J.Jones	LT.....J.Matthews	DT.....G.Jarrett
LG.....F.Lamp	NT.....L.Joseph	LG.....J.McCray	DT.....D.Davison
C.....D.Feeney	DE.....I.Rochell	C.....A.Mack	DE.....D.Fowler
RG.....T.Turner	LB.....K.Murray Jr.	RG.....C.Lindstrom	LB.....D.Jones
RT.....B.Bulaga	LB.....K.White	RT.....M.Gono	LB.....F.Oluokun
TE.....H.Henry	CB.....C.Harris Jr.	TE.....L.Stocker	DB.....D.Dennard
WR.....M.Williams	RCB.....T.Campbell	WR.....R.Gage	CB.....A.Terrell
QB.....G.Nabers	S.....R.Jenkins	WR.....C.Ridley	S.....S.Neasman
QB.....J.Herbert	S.....N.Adderley	QB.....M.Ryan	S.....K.Neal
RB.....A.Ekeler	LCB.....M.Davis	RB.....T.Gurley	CB.....J.Oliver

WEEK 15 AT LAS VEGAS



CHARGERS 30

RAIDERS 27

Thursday, Dec. 17, 2020

Allegiant Stadium – Las Vegas, Nev.



GAME STATISTICS

TEAM	1	2	3	4	OT	F
L.A. Chargers	7	10	7	0	6	30
Las Vegas	3	7	7	7	0	27

SCORING SUMMARY

Team	Q	Time	Play
Chargers	1	5:56	H.Henry 10 yd. pass from J.Herbert (M.Badgley) (12-78, 7:29)
Raiders	1	0:55	D.Carlson 23 yd. Field Goal (9-70, 5:01)
Raiders	2	9:19	D.Waller 35 yd. pass from M.Mariota (D.Carlson) (7-86, 4:10)
Chargers	2	1:52	M.Badgley 22 yd. Field Goal (14-71, 7:27)
Raiders	2	0:19	Ty.Johnson 26 yd. pass from J.Herbert (M.Badgley) (4-49, 0:41)
Chargers	3	7:18	J.Jacobs 1 yd. run (D.Carlson) (10-76, 5:23)
Chargers	3	2:08	K.Ballage 1 yd. run (M.Badgley) (12-75, 5:10)
Raiders	4	6:16	M.Mariota 2 yd. run (D.Carlson) (19-75,10:52)
Raiders	OT	3:18	D.Carlson 23 yd. Field Goal (14-70, 6:42)
Chargers	OT	1:29	J.Herbert 1 yd. run

TEAM STATISTICS

	LAC	LV
FIRST DOWNS	27	27
TOTAL NET YARDS	402	449
NET RUSHING YARDS	96	173
NET PASSING YARDS	306	276
PENALTIES/YARDS	3-20	6-69
3RD DOWN EFFICIENCY (%)	7-12 (58.3%)	5-13 (38.5%)
SCORING DRIVES (%)	5-9 (55.5%)	5-10 (50.0%)
PUNTS/NET AVERAGE	2-35.5	2-37.5
SACKS/YARDS	1/3	1/8
FUMBLES/LOST	1/0	1/0
POINTS OFF TURNOVERS	0	0
AVG. DRIVE START	OWN 32	OWN 27
TIME OF POSSESSION	31:00	37:31

INDIVIDUAL TOP PERFORMERS



PASSING

J.Herbert	CMP	ATT	YDS	TD	INT	RT	M.Mariota	CMP	ATT	YDS	TD	INT	RT
J.Herbert	22	32	314	2	0	121.1	M.Mariota	17	28	226	1	1	83.3
							D.Carr	3	5	53	0	0	96.2

RUSHING

A.Ekeler	ATT	YDS	AVG	LG	TD	M.Mariota	ATT	YDS	AVG	LG	TD
A.Ekeler	13	60	4.6	27	0	M.Mariota	9	88	9.8	26	1
J.Herbert	4	14	3.5	12	1	J.Jacobs	26	76	2.9	20	1

RECEIVING

J.Guyton	REC	YDS	AVG	LG	TD	D.Waller	REC	YDS	AVG	LG	TD
J.Guyton	4	91	22.8	53	0	D.Waller	9	150	16.7	35	1
H.Henry	5	65	13.0	19	1	N.Agholor	4	49	12.3	30	0
Ty.Johnson	3	61	20.3	26	1	J.Jacobs	3	38	12.7	17	0
K.Hill Jr.	3	39	13.0	25	0	F.Moreau	1	22	22.0	22	0

TACKLES (SOLO) - LAC: N.Vigil 9 (6), K.Murray Jr. 8 (6), J.Watkins 6 (6); LV: N.Kwiatkoski 10 (5), T.Mullen 8 (8), D.Worley 7 (4).

SACKS - LAC: N.Vigil 1-3; LV: K.Vickers 1-8.

INTERCEPTIONS - LAC: C.Harris Jr. 1-51-0; LV: None.

STARTERS

WR.....K.Allen	DE.....I.Rochell	WR.....N.Agholor	DE.....C.Nassib
LT.....S.Tevi	DT.....J.Jones	LT.....K.Miller	DT.....J.Hankins
LG.....F.Lamp	NT.....L.Joseph	LG.....D.Good	DT.....M.Hurst
C.....D.Feeney	DE.....J.Tillery	C.....R.Hudson	DE.....M.Crosby
RG.....T.Turner	LB.....K.Murray Jr.	RG.....G.Jackson	SLB.....D.Worley
RT.....B.Bulaga	LB.....N.Vigil	RT.....T.Brown	MLB.....N.Kwiatkoski
TE.....H.Henry	LB.....K.White	TE.....D.Waller	WLB.....C.Litton
WR.....M.Williams	RCB.....C.Hayward Jr.	TE.....F.Moreau	LCB.....T.Mullen
WR.....J.Guyton	S.....R.Jenkins	WR.....Z.Jones	RCB.....K.Nixon
QB.....J.Herbert	S.....J.Watkins	QB.....D.Carr	FS.....E.Harris
RB.....A.Ekeler	LCB.....C.Harris Jr.	RB.....J.Jacobs	SS.....L.Joyner

2020 GAME SUMMARIES

WEEK 16 vs. DENVER



CHARGERS 19 BRONCOS 16

Sunday, Dec. 27, 2020

SoFi Stadium – Inglewood, Calif.



GAME STATISTICS

TEAM	1	2	3	4	OT	F
Denver	0	0	3	13	-	16
L.A. Chargers	3	10	6	0	-	19

SCORING SUMMARY

Team	Q	Time	Play
Chargers	1	12:53	M.Badgley 37 yd. Field Goal (5-20, 2:07)
Chargers	2	8:23	A.Ekeler 9 yd. pass from J.Herbert (M.Badgley) (9-73, 4:58)
Chargers	2	2:38	M.Badgley 43 yd. Field Goal (9-40, 3:48)
Broncos	3	5:07	B.McManus 30 yd. Field Goal (8-41, 3:42)
Chargers	4	14:50	M.Badgley 25 yd. Field Goal (11-68, 5:17)
Broncos	4	11:18	B.McManus 50 yd. Field Goal (9-48, 3:32)
Broncos	4	6:31	D.Lock 1 yd. run (B.McManus) (11-72, 3:50)
Broncos	4	2:42	B.McManus 52 yd. Field Goal (6-25, 2:43)
Chargers	4	0:41	M.Badgley 37 yd. Field Goal (7-56, 2:01)

TEAM STATISTICS

	DEN	LAC
FIRST DOWNS	23	16
TOTAL NET YARDS	396	316
NET RUSHING YARDS	133	89
NET PASSING YARDS	263	227
PENALTIES/YARDS	6-44	6-45
3RD DOWN EFFICIENCY (%)	7-17 (41.2%)	3-12 (25.0%)
SCORING DRIVES (%)	4-10 (40.0%)	5-10 (50.0%)
PUNTS/NET AVERAGE	3-41.3	4-48.3
SACKS/YARDS	2/26	2/1
FUMBLES/LOST	0/0	0/0
POINTS OFF TURNOVERS	0	10
AVG. DRIVE START	OWN 26	OWN 26
TIME OF POSSESSION	33:09	26:51

INDIVIDUAL TOP PERFORMERS



PASSING

J.Herbert	CMP	ATT	YDS	TD	INT	RT	D.Lock	CMP	ATT	YDS	TD	INT	RT
	21	33	253	1	0	97.2		24	47	264	0	2	50.3

RUSHING

A.Ekeler	ATT	YDS	AVG	LG	TD	M.Gordon	ATT	YDS	AVG	LG	TD
J.Herbert	4	26	6.5	10	0	R.Freeman	2	16	8.0	10	0

RECEIVING

M.Williams	REC	YDS	AVG	LG	TD	D.Hamilton	REC	YDS	AVG	LG	TD
S.Anderson	4	48	12.0	23	0	N.Fant	6	65	10.8	19	0
D.Parham Jr.	2	47	23.5	26	0	J.Jeudy	6	61	10.2	17	0
J.Guyton	3	43	14.3	29	0	T.Patrick	3	39	13.0	27	0

TACKLES (SOLO) – LAC: K.Murray Jr. (9), M.Davis (9), J.Addae (8), (4);

DEN: M.Ojemudia (7), A.Johnson (7), W.Parks (6), (6).

SACKS – LAC: N.Vigil 1-0, J.Addae 0.5-0.5, C.Harris Jr. 0.5-0.5;

DEN: M.Reed 1-20, D.Jones 1-6.

INTERCEPTIONS – LAC: C.Hayward Jr. 1-9-0, M.Williams 1-0-0; **DEN:** None.

STARTERS

WR.....J.Guyton	DE.....J.Bosa	WR.....T.Patrick	DE.....S.Harris
LT.....S.Tovi	DT.....J.Jones	LT.....G.Bolles	NT.....D.Williams
LG.....F.Lamp	NT.....J.Joseph	LG.....D.Risner	DE.....D.Jones
C.....D.Feeney	DE.....I.Rochell	C.....L.Cushenberry	SLB.....M.Reed
RG.....T.Turner	LB.....K.Murray Jr.	RG.....G.Glasgow	WB.....J.Attaochu
RT.....B.Bulgosa	LB.....D.Perryman	RT.....E.Wilkinson	ILB.....A.Johnson
TE.....S.Anderson	QB.....C.Harris Jr.	TE.....N.Fant	ILB.....J.Jewell
TE.....D.Parham Jr.	RCB.....C.Hayward Jr.	WR.....J.Jeudy	RCB.....M.Ojemudia
WR.....M.Williams	S.....R.Jenkins	WR.....K.Hamler	LCB.....D.Bausby
QB.....J.Herbert	S.....N.Adderley	QB.....D.Lock	SS.....K.Jackson
RB.....A.Ekeler	LCB.....M.Davis	RB.....M.Gordon	FS.....J.Simmons

WEEK 17 AT KANSAS CITY



CHARGERS 38 CHIEFS 21

Sunday, Jan. 3, 2021

Arrowhead Stadium – Kansas City, Mo.



GAME STATISTICS

TEAM	1	2	3	4	OT	F
L.A. Chargers	7	17	7	7	-	38
Kansas City	7	7	0	7	-	21

SCORING SUMMARY

Team	Q	Time	Play
Chiefs	1	11:19	B.Pringle 3 yd. pass from C.Henne (H.Butker) (7-56, 3:41)
Chargers	1	4:23	D.Parham Jr. 8 yd. pass from J.Herbert (M.Badgley) (12-75, 6:56)
Chiefs	2	13:41	D.Thompson 1 yd. run (H.Butker kick) (12-72, 5:42)
Chargers	2	9:51	A.Ekeler 4 yd. pass from J.Herbert (M.Badgley) (4-17, 2:06)
Chargers	2	1:43	C.Henne sacked in endzone (I.Rochell) for a Safety
Chargers	2	0:16	J.Herbert-J.Jackson pass) (5-59, 1:27)
Chargers	3	0:47	M.Williams 48 yd. pass from J.Herbert (M.Badgley) (6-70, 3:17)
Chiefs	4	11:49	D.Thompson 8 yd. pass from C.Henne (B.Butker) (9-74, 3:58)
Chargers	4	8:09	K.Ballage 1 yd. run (M.Badgley) (6-77, 3:40)

TEAM STATISTICS

	LAC	KC
FIRST DOWNS	29	18
TOTAL NET YARDS	416	268
NET RUSHING YARDS	135	51
NET PASSING YARDS	281	217
PENALTIES/YARDS	4-23	5-69
3RD DOWN EFFICIENCY (%)	3-7 (42.9%)	6-9 (33.3%)
SCORING DRIVES (%)	5-9 (55.6%)	3-8 (37.5%)
PUNTS/NET AVERAGE	2-43.5	2-41.0
SACKS/YARDS	1/1	3/21
FUMBLES/LOST	0/0	3/1
POINTS OFF TURNOVERS	7	10
AVG. DRIVE START	OWN 35	OWN 24
TIME OF POSSESSION	34:49	25:11

INDIVIDUAL TOP PERFORMERS



PASSING

J.Herbert	CMP	ATT	YDS	TD	INT	RT	C.Henne	CMP	ATT	YDS	TD	INT	RT
	22	31	302	3	0	134.1		23	32	218	2	0	111.2

RUSHING

J.Jackson	ATT	YDS	AVG	LG	TD	D.Thompson	ATT	YDS	AVG	LG	TD
K.Ballage	9	72	8.0	34	0	S.Sherman	16	79	4.9	10	1
	13	36	2.8	9	1	A.Sherman	6	6	6.0	6	0

RECEIVING

M.Williams	REC	YDS	AVG	LG	TD	D.Thompson	REC	YDS	AVG	LG	TD
S.Anderson	3	52	17.3	10	0	D.Robinson	6	58	9.7	12	0
D.Parham Jr.	3	37	12.3	22	1	B.Pringle	4	52	13.0	31	1
T.Johnson	2	35	17.5	27	0	M.Hardman	2	25	12.5	18	0

TACKLES (SOLO) – LAC: D.Perryman (7), N.Adderley (5), C.Harris Jr. (4) (3); **KC:** D.Harris 10 (7), B.Keyes (7), A.Watts (7), (5).

SACKS – LAC: I.Rochell 1-1; **KC:** D.Baker 1-11, T.Ward 1-7, A.Okafor 1-3.

INTERCEPTIONS – LAC: None; **KC:** None.

STARTERS

WR.....J.Guyton	DE.....J.Tilley	WR.....M.Hardman	LDE.....M.Danna
LT.....S.Norton	DT.....J.Jones	LT.....M.Rankin	LDT.....K.Saunders
LG.....F.Lamp	DE.....L.Joseph	LG.....S.Wisniewski	RDY.....T.Wharton
C.....D.Feeney	DE.....I.Rochell	C.....D.Kilgore	RDE.....T.Ward
RG.....T.Turner	LB.....K.Murray Jr.	RG.....U.Durant	LB.....W.Gay
RT.....T.Pipkins III	LB.....D.Perryman	RT.....P.Omahue	LB.....D.Wilson
TE.....C.Toner	CB.....C.Harris Jr.	TE.....D.Yelder	CB.....C.Harris
TE.....S.Anderson	RCB.....T.Campbell	WR.....B.Pringle	RCB.....B.Keyes
TE.....D.Parham Jr.	S.....A.Gilman	WR.....D.Robinson	LCB.....D.Baker
QB.....J.Herbert	S.....N.Adderley	QB.....C.Henne	SS.....A.Watts
RB.....A.Ekeler	LCB.....M.Davis	RB.....D.Thompson	FS.....J.Thornhill

BOLT UP ⚡



Keenan Allen

KEENAN ALLEN

#13 ⚡ WR

RECORDS

INDIVIDUAL RECORDS

*NFL Record

POINTS

- Most, Career**
 1,076 John Carney, 1990-00
 918 LaDainian Tomlinson, 2001-09
 889 Nate Kaeding, 2004-12
- Most, Season**
 186* LaDainian Tomlinson, 2006
 146 Nate Kaeding, 2009
 144 Nick Novak, 2013
- Most, Season, Rookie**
 114 Nate Kaeding, 2004
 106 Josh Lambo, 2015
 Dennis ParTEE, 1968
 94 Herb Travenio, 1965
- Most, Game**
 30 Kellen Winslow, Nov. 22, 1981 at Oakland
 24 (9x) Last: D.Woodhead, Dec. 20, 2015 vs. Mia.
 19 Greg Davis, Oct. 5, 1997 at Oakland

TOUCHDOWNS

- Most Seasons Leading League**
 3 Lance Alworth, 1964, 1965, 1966
 1 LaDainian Tomlinson, 2006
- Most, Career**
 153 LaDainian Tomlinson, 2001-09
 116 Antonio Gates, 2003-18
 83 Lance Alworth, 1962-70
- Most, Season**
 31* LaDainian Tomlinson, 2006
 20 LaDainian Tomlinson, 2005
 19 Chuck Muncie, 1981
- Most, Game**
 5 Kellen Winslow, Nov. 22, 1981 at Oakland
 4 (9x) Last: D.Woodhead, Dec. 20, 2015 vs. Mia.
 3 (44x) Last: A. Elsker, Sept. 8, 2019 vs. Ind.
- Most Consecutive Games**
 18* LaDainian Tomlinson, 2004-05
 10 LaDainian Tomlinson, 2006
 9 Antonio Gates, 2009-10
 Natrone Means, 1993-94
 Lance Alworth, 1963

POINTS AFTER TOUCHDOWN

- Most, Career**
 349 Nate Kaeding, 2004-12
 328 Rolf Benirschke, 1977-86
 293 John Carney, 1990-00
- Most, Season**
 58 Nate Kaeding, 2006
 55 Rolf Benirschke, 1981
 54 Nate Kaeding, 2004
- Most, Game**
 7 (6x) Last: N.Kaeding, Dec. 28, 2008 vs. Den.
 6 (30x) Last: M.Badgley, Dec. 8, 2019 at Jax.
 5 (53x) Last: M.Badgley, Oct. 15, 2018 at Cle.
- Most Consecutive**
 250 Nate Kaeding, 2004-09
 128 Nick Novak, 2011-14
 87 Rolf Benirschke, 1983-86
- Most Attempts, Career**
 352 Rolf Benirschke, 1977-86
 351 Nate Kaeding, 2004-12
 298 John Carney, 1990-00
- Most Attempts, Season**
 61 Rolf Benirschke, 1981
 58 Nate Kaeding, 2006
 55 Nate Kaeding, 2004
 Bob Thomas, 1985
- Most Attempts, Game**
 8 Rolf Benirschke, Nov. 22, 1981 at Oakland
 7 (6x) Last: N.Kaeding, Dec. 28, 2008 vs. Den.
 6 (38x) Last: M. Badgley, Dec. 8, 2019 at Jax.

TWO-POINT CONVERSIONS

- Most, Career**
 3 Ronnie Harmon, 1990-95
 2 Ladarius Green, 2012-15
 Legedu Naanee, 2007-10
 Dave Kocourek, 1960-65
 Antonio Gates, 2003-18
 Melvin Gordon, 2015-18
- Most, Season**
 3 Ronnie Harmon, 1994
 2 Melvin Gordon, 2018
 Antonio Gates, 2018
 1 (31x) Last: K.Allen and J.Jackson, 2020

- Most, Game**
 2* Ladarius Green, Oct. 25, 2015 vs. Oakland
 1 (34x) Last: J.Jackson, Jan. 3, 2021 at K.C.

FIELD GOALS

- Most, Career**
 261 John Carney, 1990-00
 180 Nate Kaeding, 2004-12
 146 Rolf Benirschke, 1977-86
- Most, Season**
 34 Nick Novak, 2013
 John Carney, 1994
 32 Nate Kaeding, 2009
 31 John Carney, 1993, 1999
- Most, Game**
 6 (3x) Last: G.Davis, Oct. 5, 1997 at Oakland
 5 (11x) Last: N.Kaeding, Sept. 10, 2012 at Oak.
 4 (36x) Last: M.Badgley, Dec. 27, 2020 vs. Den.
- Most, Game, No Misses**
 6 (3x) Last: G.Davis, Oct. 5, 1997 at Oakland
 5 (10x) Last: N.Kaeding, Sept. 10, 2012 at Oak.
 4 (25x) Last: M.Badgley, Nov. 3, 2019 vs. G.B.

- Highest Percentage, Career (min. 100 att.)**
 .870 Nate Kaeding, 2004-12 (180-of-207)
 .846 Nick Novak, 2011-14, *17 (110-of-130)
 .816 John Carney, 1990-00 (261-of-320)
- Highest Percentage, Season (min. 14 att.)**
 .938 Michael Badgley, 2018 (15-of-16)
 .919 Nick Novak, 2013 (34-of-37)
 .914 Nate Kaeding, 2009 (32-of-35)

- Most Consecutive**
 32 Nick Novak, 2013-14
 29 John Carney, 1992-93
 22 Nate Kaeding, 2009-10

- Most Attempts, Career**
 320 John Carney, 1990-00
 208 Rolf Benirschke, 1977-86
 207 Nate Kaeding, 2004-12
- Most Attempts, Season**
 40 John Carney, 1993
 39 Michael Badgley, 2020
 38 John Carney, 1994

- Most Attempts, Game**
 7 Dick Van Raaphorst, Oct. 8, 1966 at N.Y. Jets
 6 (6x) Last: Steve Christie, Dec. 1, 2002 vs. Den.
 5 (25x) Last: N.Novak, Nov. 19, 2017 vs. Buf.

- Longest**
 59 Michael Badgley, Dec. 9, 2018 vs. Cincinnati
 57 Nate Kaeding, Dec. 21, 2008 at Tampa Bay
 55 Nate Kaeding, Nov. 29, 2009 vs. Kansas City

RUSHING YARDS

- Most Seasons Leading League**
 2 LaDainian Tomlinson, 2006, 2007
 1 Dick Post, 1968
 Paul Lowe, 1965
- Most, Career**
 12,490 LaDainian Tomlinson, 2001-09
 4,972 Paul Lowe, 1960-68
 4,297 Marion Butts, 1989-93
- Most, Season**
 1,815 LaDainian Tomlinson, 2006
 1,685 LaDainian Tomlinson, 2002
 1,645 LaDainian Tomlinson, 2003
- Most, Game**
 243 LaDainian Tomlinson, Dec. 28, 2003 vs. Oak.
 220 LaDainian Tomlinson, Dec. 1, 2002 vs. Denver
 217 LaDainian Tomlinson, Sept. 29, 2002 vs. N.E.
 Gary Anderson, Dec. 18, 1988 vs. Kansas City
- Longest Run**
 87t Melvin Gordon, Oct. 29, 2017 at New England
 Paul Lowe, Sept. 10, 1961 at Dallas Texans
 86t Keith Lincoln, Sept. 30, 1962 at Oakland
 85t LaDainian Tomlinson, Dec. 17, 2006 vs. K.C.

RUSHING TOUCHDOWNS

- Most Seasons Leading League**
 3 LaDainian Tomlinson, 2004, 2006, 2007
- Most, Career**
 138 LaDainian Tomlinson, 2001-09
 43 Chuck Muncie, 1980-84
 38 Paul Lowe, 1960-67
- Most, Season**
 28* LaDainian Tomlinson, 2006
 19 Chuck Muncie, 1981
 18 LaDainian Tomlinson, 2005

- Most, Game**
 4 LaDainian Tomlinson, Oct. 14, 2007 vs. Oak.
 LaDainian Tomlinson, Nov. 12, 2006 at Cin.
 LaDainian Tomlinson, Oct. 15, 2006 at S.F.
 Chuck Muncie, Nov. 29, 1981 vs. Denver
 Clarence Williams, Sept. 16, 1979 vs. Buffalo
 3 (22x), Last: M.Gordon, Oct. 15, 2018 at Cle.
 2 (116x), Last: M.Gordon, Dec. 22, 2019 vs. Oak.

RUSHING AVERAGE

- Highest, Career (minimum 500 att.)**
 4.90 Paul Lowe, 1960-68
 4.71 Keith Lincoln, 1961-66, '68
 4.43 Dick Post, 1967-70
- Highest, Season (minimum 100 att.)**
 6.45 Keith Lincoln, 1963
 6.29 Paul Lowe, 1960
 5.71 Paul Lowe, 1963
- Highest, Game (minimum 10 att.)**
 14.7 Michael Turner, Oct. 7, 2007 at Denver
 13.8 Keith Lincoln, Sept. 30, 1962 at Oakland
 12.7 Keith Lincoln, Oct. 20, 1963 at Kansas City

RUSHING ATTEMPTS

- Most Seasons Leading League**
 1 Paul Lowe, 1965
- Most, Career**
 2,880 LaDainian Tomlinson, 2001-09
 1,059 Melvin Gordon, 2015-19
 1,031 Marion Butts, 1989-93
- Most, Season**
 372 LaDainian Tomlinson, 2002
 348 LaDainian Tomlinson, 2006
 343 Natrone Means, 1994
- Most, Game**
 39 LaDainian Tomlinson, Oct. 20, 2002 at Oak.
 Marion Butts, Dec. 17, 1989 at Kansas City
 37 (3x) Last: L.Tomlinson, Nov. 21, 2004 at Oak.
 36 LaDainian Tomlinson, Sept. 9, 2001 vs. Was.
 Gary Brown, Oct. 5, 1997 at Oakland

PASSING ATTEMPTS

- Most Seasons Leading League**
 1 Philip Rivers, 2015
- Most, Career**
 7,591 Philip Rivers, 2004-19
 5,604 Dan Fouts, 1973-87
 3,640 John Hadl, 1962-72
- Most, Season**
 661 Philip Rivers, 2015
 609 Dan Fouts, 1981
 595 Justin Herbert, 2020
- Most, Game**
 65 Philip Rivers, Oct. 18, 2015 at Green Bay
 58 Philip Rivers, Oct. 25, 2015 vs. Oakland
 Mark Herrmann, Dec. 22, 1985 at K.C.
 56 Dan Fouts, Nov. 18 1984 vs. Miami (OT)

PASSING COMPLETIONS

- Most Seasons Leading League**
 1 Philip Rivers, 2015
- Most, Career**
 4,908 Philip Rivers, 2004-19
 3,297 Dan Fouts, 1973-1987
 1,824 John Hadl, 1962-1972
- Most, Season**
 437 Philip Rivers, 2015
 396 Justin Herbert, 2020
 390 Philip Rivers, 2019
- Most, Game**
 43 Philip Rivers, Oct. 18, 2015 at Green Bay
 38 Philip Rivers, Oct. 25, 2015 vs. Oakland
 37 Mark Herrmann, Dec. 22, 1985 at K.C.
 Dan Fouts, Nov. 18, 1984 vs. Miami (OT)
- Most Consecutive**
 25* Philip Rivers, Nov. 25, 2018 vs. Arizona
 22 Philip Rivers, Sept. 13, 2015 vs. Detroit –
 Sept. 20, 2015 at Cincinnati
 20 Philip Rivers, Sept. 13, 2015 vs. Detroit

COMPLETION PERCENTAGE

Most Seasons Leading League

1 Philip Rivers, 2013

Highest, Career (minimum 500 att.)

.666 Justin Herbert, 2020
.647 Philip Rivers, 2004-19
.622 Drew Brees, 2001-05
.588 Dan Fouts, 1973-87

Highest, Season (minimum 140 att.)

.695 Philip Rivers, 2013
.683 Philip Rivers, 2018
.666 Justin Herbert, 2020

Highest, Game (minimum 20 att.)

.966 Philip Rivers, Nov. 25, 2018 vs. Ari. (28-of-29)
.900 Philip Rivers, Nov. 1, 2012 vs. K.C. (18-of-20)
.880 Drew Brees, Oct. 31, 2004 vs. Oak. (22-of-25)

PASSING YARDS

Most Seasons Leading League

4 Dan Fouts, 1979, 1980, 1981, 1982
3 John Hadl, 1965, 1966, 1971
1 Philip Rivers, 2010

Most, Career

59,271 Philip Rivers, 2004-19
43,040 Dan Fouts, 1973-87
26,939 John Hadl, 1962-72

Most, Season

4,802 Dan Fouts, 1981
4,792 Philip Rivers, 2015
4,715 Dan Fouts, 1980

Most, Game

503 Philip Rivers, Oct. 18, 2015 at Green Bay
455 Philip Rivers, Sept. 26, 2010 at Seattle
444 Dan Fouts, Dec. 11, 1982 at San Francisco
444 Dan Fouts, Oct. 19, 1980 vs. N.Y. Giants

Most Games 300 Yards or More, Career

70 Philip Rivers, 2004-19
51 Dan Fouts, 1973-87
16 John Hadl, 1962-72

Most Games 300 Yards or More, Season

8 Justin Herbert, 2020
Philip Rivers, 2015, 2019
Dan Fouts, 1980
7 Dan Fouts, 1981, 1985
6 Philip Rivers, 2017, 2016, 2012, 2011, 2010
Dan Fouts, 1979

Most Consecutive Games, 300 Yards or More

5 Philip Rivers, 2015
4 Dan Fouts, 1980-81, 1979
3 Philip Rivers, 2017, 2016, 2010-11
Dan Fouts, 1985, 1980
John Hadl, 1967

Most Games 400 Yards or More, Career

11 Philip Rivers, 2004-19
6 Dan Fouts, 1973-87
1 Jim Harbaugh, 1999-2000

Longest Completion

991[†] Stan Humphries, Sept. 18, 1994 at Seattle
911 Jack Kemp, Nov. 12, 1961 at Denver
881 Ed Luther, Dec. 3, 1984 vs. Chicago

TOUCHDOWN PASSES

Most Seasons Leading League

2 John Hadl, 1968, 1971
Dan Fouts, 1981, 1982
1 Philip Rivers, 2008 (tied for lead)

Most, Career

397 Philip Rivers, 2004-19
254 Dan Fouts, 1973-87
201 John Hadl, 1962-72

Most, Season

34 Philip Rivers, 2008
33 Philip Rivers, 2016
Dan Fouts, 1981
32 Philip Rivers, 2013, 2018

Most, Game

6 Dan Fouts, Nov. 22, 1981 at Oakland
5 (4x), Last: Drew Brees, Oct. 31, 2004 vs. Oak.
4 (29x), Last: J. Herbert, Oct. 12, 2020 at N.O.

Most Consecutive Games

28 Philip Rivers, 2012-14
27 Philip Rivers, 2017-18
23 Philip Rivers, 2009-10

INTERCEPTIONS THROWN

Most Seasons Leading League

1 Philip Rivers, 2016
John Hadl, 1968

Most, Career

242 Dan Fouts, 1973-87
211 John Hadl, 1962-72
198 Philip Rivers, 2004-19

Most, Season

32 John Hadl, 1968
26 John Hadl, 1972
25 John Hadl, 1971
Jack Kemp, 1960

Most, Game

6 Ed Luther, Oct. 31, 1983 vs. Washington
John Hadl, Dec. 8, 1968 vs. Kansas City
5 (9x), Last: C. Whelihan, Dec. 13, 1998 at Sea.
4 (33x), Last: P. Rivers, Nov. 18, 2019 vs. K.C.

Fewest, Season (minimum 150 att.)

3 Ed Luther, 1984 (151 att.)
4 Doug Flutie, 2003 (167 att.)
John Friesz, 1993 (238 att.)
6 Stan Humphries, 1997 (225 att.)

Most Consecutive Attempts, None Intercepted

194 Drew Brees, Oct. 17-Dec. 5, 2004
170 Philip Rivers, Nov. 27-Dec. 24, 2011
168 Dan Fouts, Sept. 27-Oct. 25, 1981

Lowest Percentage, Season (minimum 150 att.)

.017 Justin Herbert, 2020
John Friesz, 1993
Philip Rivers, 2017
.018 Drew Brees, 2004
.019 Philip Rivers, 2009

PASSER RATING

Most Seasons Leading League

1 Philip Rivers, 2008

Highest, Career (minimum 500 att.)

98.3 Justin Herbert, 2020
95.1 Philip Rivers, 2004-19
84.9 Drew Brees, 2001-05
80.2 Dan Fouts, 1973-87

Highest, Season (minimum 300 att.)

105.5 Philip Rivers, 2008, 2013, 2018
104.8 Drew Brees, 2004
104.4 Philip Rivers, 2009

Highest, Game (minimum 20 att.)

1571 Dan Fouts, Sept. 7, 1981 at Cleveland
154.4 Philip Rivers, Dec. 8, 2019 at Jacksonville
153.1 Drew Brees, Oct. 31, 2004 vs. Oakland

RECEIVING YARDS

Most Seasons Leading League

3 Lance Alworth, 1965, 1966, 1969

Most, Career

11,841 Antonio Gates, 2003-18
9,584 Lance Alworth, 1962-70
9,203 Charlie Joiner, 1976-86

Most, Season

1,602 Lance Alworth, 1965
1,393 Keenan Allen, 2017
1,383 Lance Alworth, 1966

Most, Game

260 Wes Chandler, Dec. 20, 1982 vs. Cincinnati
243 Wes Chandler, Sept. 15, 1985 vs. Seattle
232 Lance Alworth, Oct. 20, 1963 at Kansas City
Average per Catch, Career (minimum 250 rec.)

19.4 Lance Alworth, 1962-70

18.6 Gary Garrison, 1966-76

17.5 Vincent Jackson, 2005-11

Average per Catch, Season (minimum 35 rec.)

23.2 Lance Alworth, 1965

22.9 Gary Garrison, 1970

21.2 Gary Garrison, 1968, 1971

Longest Reception

991[†] Tony Martin, Sept. 18, 1994 at Seattle
911 Keith Lincoln, Nov. 12, 1961 at Denver
881 Bobby Duckworth, Dec. 3, 1984 at Chicago

RECEPTIONS

Most Seasons Leading League

3 Lance Alworth, 1966, 1968, 1969
2 Kellen Winslow, 1980, 1981

Most, Career

955 Antonio Gates, 2003-18
624 Keenan Allen, 2013-20
586 Charlie Joiner, 1976-86

Most, Season

104 Keenan Allen, 2019
102 Keenan Allen, 2017
100 Keenan Allen, 2020
LaDainian Tomlinson, 2003

Most, Game

16 Keenan Allen, Nov. 22, 2020 vs. N.Y. Jets
15 Austin Ekeler, Oct. 6, 2019 vs. Denver
Keenan Allen, Sept. 13, 2015 vs. Detroit
Kellen Winslow, Oct. 7, 1984 at Green Bay
Keenan Allen, Dec. 2, 2018 at Pittsburgh
Keenan Allen, Oct. 18, 2015 at Green Bay
David Boston, Oct. 5, 2003 at Jacksonville
Kellen Winslow, Dec. 11, 1983 vs. Kansas City

Most Consecutive Games With a Catch

96 Lance Alworth, 1962-69
80 Antonio Gates, 2003-08
78 Charlie Joiner, 1978-84

RECEIVING TOUCHDOWNS

Most Seasons Leading League

3 Lance Alworth, 1964, 1965, 1966

Most, Career

116 Antonio Gates, 2003-18
81 Lance Alworth, 1962-70
58 Gary Garrison, 1966-76

Most, Season

14 Tony Martin, 1996
Philip Rivers, 2016
13 Antonio Gates, 2004
John Jefferson, 1978, 1980
Lance Alworth, 1964, 1966
12 Antonio Gates, 2014
Gary Garrison, 1970

Most, Game

5[†] Kellen Winslow, Nov. 22, 1981 at Oakland
4 Lance Alworth, Dec. 1, 1968 at Denver
3 (14x) Last: D. Woodhead, Dec. 20, 2015 vs. Mia.

Most Consecutive Games

9 Antonio Gates, 2009-10
Lance Alworth, 1963
6 John Jefferson, 1980
Lance Alworth, 1964, 1967
5 Keenan Allen, 2018, 2020
Lance Alworth, 1965-66

SCRIMMAGE YARDS

Most, Career

16,445 LaDainian Tomlinson, 2001-09
11,841 Antonio Gates, 2003-18
9,721 Lance Alworth, 1962-70

Most, Season

2,370 LaDainian Tomlinson, 2003
2,323 LaDainian Tomlinson, 2006
2,172 LaDainian Tomlinson, 2002

Most, Game

271 LaDainian Tomlinson, Dec. 1, 2002 vs. Den.
261 Melvin Gordon, Nov. 6, 2016 vs. Tennessee
260 LaDainian Tomlinson, Dec. 28, 2003 vs. Oak.
Wes Chandler, Dec. 20, 1982 vs. Cincinnati

INTERCEPTIONS

Most Seasons Leading League

1 Casey Hayward, 2016
Antonio Cromartie, 2007

Most, Career

42 Gill Byrd, 1983-92
29 Dick Harris, 1960-65
26 Rodney Harrison, 1994-02

Most, Season

10 Antonio Cromartie, 2007
9 Charlie McNeil, 1961
8 (4x) Last: Ryan McNeil, 2001

Most, Game

3 Antonio Cromartie, Nov. 11, 2007 vs. Ind.
Dwayne Harper, Nov. 27, 1995 vs. Oakland
Pete Shaw, Nov. 2, 1980 at Cincinnati
Clarence Duren, Oct. 30, 1977 at Miami
Chris Fletcher, Nov. 30, 1975 at Denver (OT)
Joe Beauchamp, Sept. 24, 1972 vs. Denver
Leslie "Speedy" Duncan, Sept. 25, 1966 at Oak.
Bud Whitehead, Oct. 10, 1965 at Buffalo
Dick Harris, Nov. 17, 1963 at Buffalo
C. McNeil, Sept. 24, 1961 vs. Houston Oilers
C. McNeil, Dec. 18, 1960 vs. Titans of N.Y.
2 (85x) Last: D. King, Oct. 15, 2018 at Cle.

Most Consecutive Games

5 Charlie McNeil, 1961
Gary Garrison, 1978
Gill Byrd, 1989
Mike Fuller, 1977
Bryant Salter, 1972
3 (18x) Last: Stephen Cooper, 2008

INTERCEPTION RETURN YARDS**Most Seasons Leading League**

1 Charlie McNeil, 1961

Most, Career546 Gill Byrd, 1983-92
502 Charlie McNeil, 1960-64
477 Kenny Graham, 1964-69**Most, Season**349 Charlie McNeil, 1961
224 Stanley Richard, 1994
166 Vencie Glenn, 1987**Most, Game**177* C.McNeil, Sept. 24, 1961 vs. Houston Oilers
106 Woodrow Lowe, Nov. 18, 1979 vs. Pittsburgh
103 Vencie Glenn, Nov. 29, 1987 vs. Denver**Longest Return**1031 Vencie Glenn, Nov. 29, 1987 vs. Denver
1021 Donald Frank, Oct. 31, 1993 at L.A. Raiders
1001 Leslie "Speedy" Duncan, Oct. 15, 1967 vs. K.C.**INTERCEPTION TOUCHDOWNS****Most, Career**5 Kenny Graham, 1964-69
Dick Harris, 1960-65
4 Woodrow Lowe, 1976-86
3 Eric Weddle, 2007-15
Joe Beauchamp, 1966-75**Most, Season**3 Dick Harris, 1961
2 (9x) Last: Demorris Williams, 2012
1 (76x) Last: M.Davis and T.Campbell, 2020**Most, Game**

1 (97x) Last: T.Campbell, Nov. 22, 2020 vs. NYJ

SACKS**Most Seasons Leading League**

1 Shawne Merriman, 2006

Most, Career105.5 Leslie O'Neal, 1986-95
69.5 Shaun Phillips, 2004-12
67.0 Gary Johnson, 1975-84**Most, Season**17.5 Gary Johnson, 1980
17.0 Shawne Merriman, 2006
Leslie O'Neal, 1992
Steve DeLong, 1969**Most, Game (since 1978)**15.5 Fred Dean, 1978
5.0 Leslie O'Neal, Nov. 16, 1986 vs. Dallas
4.0 Antwan Barnes, Dec. 18, 2011 vs. Baltimore
Shaun Phillips, Oct. 3, 2010 vs. Arizona
Leslie O'Neal, Oct. 22, 1995 at Seattle
Leslie O'Neal, Dec. 6, 1992 at Phoenix
Leslie O'Neal, Dec. 22, 1991 vs. Denver
3.5 (3x) Last: Kendall Reyes, Dec. 23, 2012 at NYJ**PUNTS****Most, Career**771 Darren Bennett, 1995-03
756 Mike Scifres, 2003-15
519 Dennis ParTEE, 1968-75**Most, Season**95 Darren Bennett, 1998
92 Darren Bennett, 2000
89 Darren Bennett, 1997, 1999**Most, Game**11 (5x), Last: D.Bennett, Oct. 11, 1998 at Oakland
10 (10x) Last: D.Kaser, Nov. 12, 2017 at Jax.
9 (14x), Last: D.Kaser, Dec. 24, 2017 at N.Y. Jets**PUNT YARDS****Most, Career**34,152 Mike Scifres, 2003-15
33,776 Darren Bennett, 1995-03
21,417 Dennis ParTEE, 1968-75**Most, Season**4,248 Darren Bennett, 2000
4,174 Darren Bennett, 1998
3,972 Darren Bennett, 1997**Most, Game**522 Darren Bennett, Oct. 11, 1998 at Oakland
493 Mike Scifres, Nov. 18, 2012 at Denver
492 Dennis ParTEE, Nov. 10, 1974 at Kansas City**Longest Punt**82 Paul Maguire, Nov. 19, 1961 vs. Dallas Texans
73 Dennis ParTEE, Oct. 17, 1971 at Denver
72 Mike Scifres, Sept. 21, 2014 at Buffalo**PUNTING AVERAGE****Highest, Career (minimum 100 att.)**47.4 Drew Kaser, 2016-18
46.9 Ty Long, 2019-20
45.2 Mike Scifres, 2003-15
43.8 Darren Bennett, 1995-03**Highest, Season (minimum 50 punts)**48.3 Mike Scifres, 2012
48.1 Drew Kaser, 2017
46.8 Ty Long, 2020**Highest, Game (minimum 4 punts)**59.5 Mike Scifres, Oct. 17, 2010 at St. Louis
Darren Bennett, Oct. 1, 1995 at Pittsburgh
57.0 Drew Kaser, Oct. 30, 2016 at Denver
Mike Scifres, Oct. 19, 2014 vs. Kansas City
Darren Bennett, Sept. 17, 2000 at Kansas City
Darren Bennett, Oct. 6, 1996 at Denver**PUNT RETURN YARDS****Most Seasons Leading League**

1 Leslie "Speedy" Duncan, 1965

Most, Career2,388 Mike Fuller, 1975-80
1,651 Leslie "Speedy" Duncan, 1964-70
1,407 Darrien Gordon, 1983-96**Most, Season**537 Darrien Gordon, 1996
489 Eric Metcalf, 1997
475 Darrien Gordon, 1994**Most, Game**168 Eric Metcalf, Nov. 2, 1997 at Cincinnati
136 Mike Fuller, Nov. 21, 1976 at Buffalo
133 Andre Coleman, Sept. 17, 1995 at Philadelphia**Longest Return**95t Leslie "Speedy" Duncan, Nov. 24, 1968 vs. NYJ
90t Darrien Gordon, Sept. 25, 1994 at L.A. Raiders
88t Andre Coleman, Sept. 17, 1995 at Philadelphia
Mike Fuller, Oct. 9, 1977 at New Orleans**PUNT RETURN AVERAGE****Most Seasons Leading League**

2 Leslie "Speedy" Duncan, 1965, 1966

Highest, Career (minimum 50 ret.)13.7 Darrien Gordon, 1993-96
12.0 Leslie "Speedy" Duncan, 1964-70
11.3 Mike Fuller, 1975-80**Highest, Season (minimum 20 ret.)**15.5 Leslie "Speedy" Duncan, 1965
14.9 Darrien Gordon, 1996
13.8 Desmond King, 2018**PUNT RETURN TOUCHDOWNS****Most, Career**4 Leslie "Speedy" Duncan, 1964-70
3 Eric Metcalf, 1997
Darrien Gordon, 1993-96

2 (5x) Last: Desmond King, 2017-19

Most, Season3 Eric Metcalf, 1997
2 (3x) Last: Darrien Gordon, 1994
1 (19x) Last: Desmond King, 2019**Most, Game**2* Eric Metcalf, Nov. 2, 1997 at Cincinnati
1 (25x) Last: D.King, Oct. 6, 2019 vs. Den.**PUNT RETURNS****Most Seasons Leading League**

1 Leslie "Speedy" Duncan, 1965

Most, Career212 Mike Fuller, 1975-80
138 Leslie "Speedy" Duncan, 1964-70
124 Lionel James, 1984-88**Most, Season**46 Mike Fuller, 1979
45 Eric Metcalf, 1997
39 Mike Fuller, 1978**Most, Game**8 (4x) Last: Leon Johnson, Dec. 7, 2003 at Det.
7 (4x) Last: H.Fuller, Dec. 17, 1978 at Houston Oilers
6 (9x) Last: J.Herndon, Dec. 20, 2015 vs. Mia.**Most Fair Catches, Season**25 Travis Benjamin, 2017
24 Kenny Graham, 1969
19 Chris Penn, 1999
Darrien Gordon, 1994**Most Fair Catches, Game**6 Phil McConkey, Dec. 17, 1989 at Kansas City
5 Travis Benjamin, Oct. 22, 2017 vs. Denver
Jeff Graham, Sept. 3, 2000 at Oakland
Kenny Graham, Oct. 4, 1969 vs. Cincinnati**KICKOFF RETURN YARDS****Most, Career**6,469 Darren Sproles, 2005-10
3,997 Ronney Jenkins, 2000-02
3,914 Andre Coleman, 1994-96**Most, Season**1,541 Ronney Jenkins, 2001
1,531 Ronney Jenkins, 2000
1,528 Darren Sproles, 2005**Most, Game**250 Ronney Jenkins, Nov. 18, 2001 at Oakland
221 Ronney Jenkins, Sept. 10, 2000 vs. N.O.
215 Richard Goodman, Jan. 1, 2012 at Oakland**Longest Return**105t Richard Goodman, Jan. 1, 2012 at Oakland
103t Darren Sproles, Sept. 14, 2008 at Denver
Keith Lincoln, Sept. 16, 1962 vs. Titans of N.Y.
99t Micheal Spurlock, Dec. 30, 2012 vs. Oak.**KICKOFF RETURN AVERAGE****Highest, Career (minimum 75 ret.)**25.3 Leslie "Speedy" Duncan, 1964-70
25.1 Darren Sproles, 2005-10
24.2 Ronney Jenkins, 2000-02
Highest, Season (minimum 10 ret.)
29.7 Antonio Cromartie, 2006
28.9 Naith Adlerley, 2020
28.4 Keith Lincoln, 1962**KICKOFF RETURN TOUCHDOWNS****Most, Career**4 Andre Coleman, 1994-96
3 Ronney Jenkins, 2000-02
2 Darren Sproles, 2005-08
Anthony Miller, 1988-93**Most, Season**2 Ronney Jenkins, 2001
Andre Coleman, 1995
Andre Coleman, 1994

1 (15x) Last: Micheal Spurlock, 2012

Most, Game

1 (19x) Last: M.Spurlock, Dec. 30, 2012 vs. Oak.

KICKOFF RETURNS**Most, Career**259 Darren Sproles, 2005-10
166 Andre Coleman, 1994-96
165 Ronney Jenkins, 2000-02**Most, Season**67 Ronney Jenkins, 2000
63 Darren Sproles, 2005
62 Andre Coleman, 1995**Most, Game**8 (5x) Last: D.Sproles, Oct. 26, 2008
at N.O. in London
7 (13x) Last: D.Sproles, Oct. 19, 2009 vs. Den.
6 (36x) Last: R.Goodman, Jan. 1, 2012 at Oak.**COMBINED KICK & PUNT RETURN YARDS****Most, Career**7,404 Darren Sproles, 2005-10
5,037 Leslie "Speedy" Duncan, 1964-70
4,240 Andre Coleman, 1994-96**Most, Season**1,737 Andre Coleman, 1995
1,636 Darren Sproles, 2005
1,625 Darren Sproles, 2008**COMBINED KICK & PUNT RETURNS****Most, Career**372 Darren Sproles, 2005-10
289 Mike Fuller, 1975-80
272 Leslie "Speedy" Duncan, 1964-70**Most, Season**90 Andre Coleman, 1995
81 Darren Sproles, 2005
80 Darren Sproles, 2009**SERVICE****Most Seasons**17 David Binn, 1994-10
16 Antonio Gates, 2003-18
Philipo Rivers, 2004-19
15 Dan Fouts, 1973-87
Russ Washington, 1968-82
14 Don Macek, 1976-89
Doug Wilkerson, 1971-84**Most Games**256 David Binn, 1994-10
236 Antonio Gates, 2003-18
228 Philipo Rivers, 2004-19
200 Junior Seau, 1990-02
Russ Washington, 1968-82**Most Consecutive Games**225 Philipo Rivers, 2005-19
179 David Binn, 1994-10
178 Russ Washington, 1968-80**Most Consecutive Starts**224 Philipo Rivers, 2006-19
148 Russ Washington, 1970-80
140 Walt Sweeney, 1964-73

TEAM RECORDS

*NFL Record | †strike-shortened 1982 season

GAMES WON

Most, Season

- 14 2006
- 13 2009
- 12 1961, 1979, 2004, 2018

Fewest, Season

- 1 2000
- 2 1973, 1975
- 4 1962, 1972, 1986, 1991, 1997, 2003, 2015

Most Consecutive

- 15 Nov. 27, 1960–Dec. 3, 1961
- 11 (3x) Last: Oct. 25, 2009–Jan. 3, 2010
- 8 (7x) Last: Oct. 25, 2004–Dec. 13, 2004

Most Consecutive at Home

- 10 Nov. 5, 1978–Nov. 25, 1979
- 9 (3x) Last: Sept. 17, 2006–Sept. 9, 2007
- 8 (4x) Last: Sept. 17, 2006–Dec. 31, 2006

Most Consecutive on Road

- 11 Oct. 2, 1960–Nov. 12, 1961
- 6 (4x) Last: Oct. 14, 2018–Dec. 30, 2018
- 5 (5x) Last: Oct. 14, 2018–Dec. 13, 2018

Most Consecutive at Start of Season

- 11 1961
- 6 1994
- 4 1966, 1980, 2002

GAMES LOST

Most, Season

- 15 2000
- 12 1975, 1986, 1991, 1997, 2003, 2015
- 11 1973, 1998, 2001, 2016, 2019

Fewest, Season

- 2 1961, 1965, 2006
- 3 2009, 1963, 1982†
- 4 1960, 1979, 2004

Most Consecutive

- 11 (2x) Last: Sept. 3, 2000–Nov. 19, 2000
- 9 (5x) Last: Dec. 4, 2016–Oct. 1, 2017
- 8 (9x) Last: Dec. 4, 2016–Sept. 24, 2017

Most Consecutive at Home

- 7 Nov. 13, 2016–Oct. 1, 2017
- 6 (2x) Last: Nov. 13, 2016–Sept. 24, 2017
- 5 (10x) Last: Nov. 18, 2019–Sept. 27, 2020

Most Consecutive on Road

- 11 Oct. 6, 1985–Oct. 26, 1986
- 8 (4x) Last: Sept. 3, 2000–Dec. 17, 2000
- 7 (7x) Last: Sept. 10, 2002–Oct. 5, 2003

Most Consecutive on Road w/o Victory (Ties incl.)

- 14 Nov. 22, 1970–Nov. 19, 1972

POINTS

Most, Season

- 492 2006
- 478 1981
- 467 1985

Most, Game

- 58 Dec. 22, 1963 vs. Denver
- 55 Nov. 22, 1981 at Oakland
- Oct. 20, 1968 vs. Denver
- 54 Nov. 19, 2017 vs. Buffalo

Most Game, Both Teams

- 98 Dec. 8, 1985 vs. Pittsburgh
- 93 Dec. 18, 1960 vs. Titans of New York
- 90 Nov. 12, 2006 at Cincinnati

Most, Half

- 42 Nov. 12, 2006 at Cincinnati (2nd half)
- 41 Nov. 5, 1961 vs. Titans of New York (2nd half)
- 37 Nov. 19, 2017 vs. Buffalo (1st half)

Most, Quarter

- 28 Nov. 25, 2018 vs. Arizona (2nd quarter)
- Nov. 15, 1964 at K.C. (2nd quarter)
- Nov. 5, 1961 vs. Titans of N.Y. (3rd quarter)
- Sept. 24, 1961 vs. Houston Oilers (2nd quarter)

Most, Quarter, Both Teams

- 38 Sept. 14, 2008 at Denver (2nd quarter)
- Oct. 19, 1986 at Kansas City (2nd quarter)
- Oct. 6, 1963 at Denver (2nd quarter)
- Oct. 7, 1961 at Boston (2nd quarter)

Fewest, Season

- 188 1973
- 189 1975
- 212 1974

Fewest, Game

- 0 (29x) Last: Dec. 6, 2020 vs. New England
- Most Consecutive Games Not Shutout**
- 240 Nov. 7, 1999–Nov. 2, 2014
- 114 Oct. 4, 1992–Oct. 24, 1999
- 105 Sept. 7, 1962–Oct. 26, 1969
- 98 Nov. 16, 2014–Nov. 29, 2020

TOUCHDOWNS

Most, Season

- 61 1981
- 60 1985
- 59 2006

Most, Game

- 8 Dec. 8, 1985 vs. Pittsburgh
- Nov. 22, 1981 at Oakland
- 7 (8x) Last: Dec. 28, 2008 vs. Denver
- 6 (37x) Last: Dec. 8, 2019 at Jacksonville

Fewest, Season

- 22 1973, 1975
- 23 1998
- 25 1977, 1999

POINTS AFTER TOUCHDOWN

Most, Season

- 58 2006
- 55 1981
- 54 2004

Most, Game

- 7 (7x) Last: Dec. 28, 2008 vs. Denver
- 6 (30x) Last: Dec. 8, 2019 at Jacksonville
- 5 (52x) Last: Oct. 15, 2018 at Cleveland

Fewest, Season

- 19 1973, 1998
- 20 1975
- 21 1977

TWO-POINT CONVERSIONS

Most, Season

- 6 2018
- 3 1994

Fewest, Season

- 2 1962, 1963, 1968, 1998, 2003, 2008, 2010, 2015, 2020

Most, Game (since 1994)

- 2 Dec. 2, 2018 at Pittsburgh
- Sept. 9, 2018 vs. Kansas City
- Oct. 25, 2015 vs. Oakland

Most Attempts, Season

- 8 2018
- 7 1994
- 5 2008, 2020
- 4 1995, 1998, 2000

Most Attempts, Game (since 1994)

- 3 Sept. 9, 2018 vs. Kansas City
- Sept. 4, 1994 at Denver
- 2 (5x) Last: Dec. 2, 2018 at Pittsburgh
- 1 (41x) Last: Jan. 3, 2021 at Kansas City

FIELD GOALS

Most, Season

- 34 1994, 2013
- 32 2009
- 31 1993, 1999

Most, Game

- 6 (3x) Last: Oct. 5, 1997 at Oakland
- 5 (11x) Last: Sept. 10, 2012 at Oakland
- 4 (37x) Last: Dec. 27, 2020 vs. Denver

Most Attempts, Season

- 43 2001
- 40 1993
- 38 1994

Most Attempts, Game

- 7 Oct. 8, 1966 at N.Y. Jets
- 6 (6x) Last: Nov. 19, 2017 vs. Buffalo
- 5 (27x) Last: Nov. 3, 2019 vs. Buffalo

Most, Game, Both Teams

- 9 Sept. 29, 1996 vs. Kansas City
- 8 Nov. 3, 1996 at Indianapolis
- Nov. 9, 1975 vs. New England
- 7 (16x) Last: Dec. 27, 2020 vs. Denver

Most Attempts, Game, Both Teams

- 10 (4x) Last: Dec. 12, 1999 vs. Seattle
- 9 (3x) Last: Dec. 1, 2002 vs. Denver
- 8 (23x) Last: Dec. 27, 2020 vs. Denver

Fewest Made, Season

- 6 1974
- 10 1976
- 12 1964, 1970, 1973, 1975
- Fewest Attempts, Season**
- 16 1974
- 19 1970
- 20 1962, 1976, 1988, 2003

FIRST DOWNS

Most, Season

- 390 1985
- 379 1981
- 374 1984

Most, Game

- 35 Oct. 19, 1986 at Kansas City
- 34 Nov. 18, 1984 vs. Miami (OT)
- Dec. 20, 1982 vs. Cincinnati
- 33 Sept. 15, 2013 at Philadelphia
- Oct. 31, 2004 vs. Oakland

Most, Game, Both Teams

- 62 Sept. 15, 1985 vs. Seattle
- 58 Dec. 29, 2002 vs. Seattle (OT)
- Sept. 22, 1985 at Cincinnati
- Nov. 18, 1984 vs. Miami (OT)
- 57 Sept. 18, 2011 at New England
- Dec. 11, 1982 at San Francisco

Fewest, Season

- 198 1973, 1975
- 208 1961
- 217 1962

Fewest, Game

- 3 Nov. 30, 1975 at Denver (OT)
- 5 Nov. 16, 2003 at Denver
- Oct. 5, 1970 vs. Oakland
- 6 Dec. 24, 2000 vs. Pittsburgh
- Nov. 22, 1987 at Seattle

Most by Rushing, Season

- 137 2006
- 131 2004
- 127 1965, 1981

Most by Rushing, Game

- 19 Nov. 27, 1960 vs. Oakland
- 18 Oct. 3, 1965 vs. Houston Oilers
- 17 (3x) Last: Dec. 28, 2008 vs. Denver

Fewest by Rushing, Game

- 0 Dec. 5, 2010 vs. Oakland
- Nov. 14, 1999 at Oakland
- 1 (17x) Last: Sept. 25, 2016 at Indianapolis
- 2 (51x) Last: Oct. 27, 2019 at Chicago

Most by Passing, Season

- 259 1985
- 244 1980
- 240 1984

Most by Passing, Game

- 27 Sept. 15, 1985 vs. Seattle
- 26 Oct. 18, 2015 at Green Bay
- 23 Dec. 20, 1982 vs. Cincinnati
- Oct. 19, 1980 vs. N.Y. Giants

Fewest by Passing, Season

- 89 1975
- 93 1973
- 100 1961

Fewest by Passing, Game

- 0 Sept. 20, 1998 at Kansas City
- 1 Nov. 30, 1975 at Denver (OT)
- 2 (3x) Last: Nov. 16, 2003 at Denver

Most by Penalty, Season

- 39 2013, 2019
- 37 2004, 2014
- 36 2016, 2020

Most by Penalty, Game

- 7 Nov. 13, 2016 vs. Tennessee
- Nov. 15, 1998 vs. Baltimore
- Nov. 30, 1997 vs. Denver
- 6 (5x) Last: Nov. 30, 2014 at Baltimore
- 5 (22x) Last: Dec. 17, 2020 at Las Vegas (OT)

Fewest by Penalty, Season

- 11 1975
- 12 1964
- 13 1968

COMMUNITY

FRONT OFFICE

VETERANS

DRAFT PICKS
& FREE AGENTS

2020 IN
REVIEW

TEAM
RECORDS

GENERAL
INFORMATION

NET YARDS GAINED**Most, Season**

6,744 1981
6,535 1985
6,410 1980

Most, Game

661 Dec. 20, 1982 vs. Cincinnati
593 Nov. 10, 1985 vs. L.A. Raiders
581 Oct. 20, 1968 vs. Denver

Most, Game, Both Teams

1,102 Dec. 20, 1982 vs. Cincinnati
1,057 Oct. 20, 1968 vs. Denver
1,050 Sept. 15, 2013 at Philadelphia

Fewest, Season

3,411 1975
3,622 1973
3,953 1970

Fewest, Game

70 Nov. 2, 1969 at Denver
93 Oct. 5, 1975 vs. Oakland
96 Nov. 16, 2003 at Denver

Most Total Offensive Plays, Season

1,154 1984
1,135 1980
1,129 1981

Fewest Total Offensive Plays, Season

617 1982¹
753 1963
759 1964

RUSHING**Most Attempts, Season**

590 1978
525 2004
522 2006

Most Attempts, Game

58 Nov. 20, 1977 vs. Oakland
53 Dec. 16, 2007 vs. Detroit
Sept. 10, 1978 vs. Oakland
Dec. 3, 1972 vs. Oakland

52 Nov. 27, 1960 vs. Oakland

Fewest Attempts, Season

267 1982¹
351 2000
361 1966

Most Yards, Season

2,578 2006
2,257 1990
2,248 1991

Most Yards, Game

289 Dec. 28, 2008 vs. Denver
287 Oct. 13, 1963 vs. N.Y. Jets
274 Dec. 16, 2007 vs. Detroit

Fewest Yards, Game

2 Dec. 17, 1961 vs. Boston
3 Nov. 19, 1961 vs. Dallas Texans
11 Nov. 20, 1960 vs. Buffalo

Most Touchdowns, Season

32 2006
26 1981
25 1979

Fewest Touchdowns, Season

4 2012, 2015
5 1997
6 2014

Most Touchdowns, Game

5 (4x) Last: Dec. 28, 2008 vs. Denver
4 (22x) Last: Dec. 25, 2009 at Tennessee
3 (47x) Last: Oct. 15, 2018 at Cleveland

RUSHING AVERAGE**Highest, Season**

5.6 1963
5.1 2003
4.9 2006

Highest, Game

8.52 Dec. 24, 1967 vs. N.Y. Jets
8.44 Dec. 22, 1963 vs. Denver
8.26 Nov. 5, 2006 vs. Cleveland

PASSING**Most Attempts, Season**

667 2015
662 1984
635 1983

Most Attempts, Game

65 Oct. 18, 2015 at Green Bay
Oct. 19, 1986 at Kansas City
58 Oct. 25, 2015 vs. Oakland
Dec. 22, 1985 at Kansas City

56 Nov. 18, 1984 vs. Miami (OT)

Fewest Attempts, Season

337 1975
338 1982¹
349 1974

Fewest Attempts, Game

6 Dec. 19, 2004 at Cleveland
10 Dec. 18, 1988 vs. Kansas City
11 (2x) Last: Oct. 28, 2007 vs. Houston

Most Completions, Season

442 2015
413 2020
401 1984

Most Completions, Game

43 Oct. 18, 2015 at Green Bay
38 Oct. 25, 2015 vs. Oakland
37 (4x) Last: Nov. 22, 2020 vs. N.Y. Jets

Fewest Completions, Game

1 at Kansas City Sept. 20, 1998
3 vs. Oakland Oct. 5, 1975
4 at Cleveland Dec. 19, 2004
vs. Kansas City Nov. 2, 1986

Most Net Yards Gained, Season

4,870 1985
4,739 1981
4,661 1983

Most Net Yards Gained, Game

494 Sept. 15, 1985 vs. Seattle
488 Oct. 18, 2015 at Green Bay
486 Dec. 20, 1982 vs. Cincinnati

Fewest Net Yards Gained, Season

1,610 1975
1,808 1973
2,244 1977

Fewest Net Yards Gained, Game

-22 Oct. 5, 1975 vs. Oakland
-19 Sept. 20, 1998 at Kansas City
7 Sept. 16, 1973 at Washington

Most Touchdowns, Season

37 1985
34 1981, 2008
33 2016

Fewest Touchdowns, Season

7 1975
9 1973
11 1977, 1988, 1998

Most Touchdowns, Game

7 Nov. 22, 1981 at Oakland
5 (9x) Last: Oct. 31, 2004 vs. Oakland
4 (31x) Last: Oct. 12, 2020 at New Orleans

Most Had Intercepted, Season

34 1962, 1998
33 1968, 1983, 1986
30 1964, 1973, 1978, 1985, 2000

Most Had Intercepted, Game

7 Dec. 13, 1998 at Seattle
Dec. 8, 1968 vs. Kansas City
6 (6x) Last: Oct. 24, 1999 vs. Green Bay
5 (14x) Last: Dec. 27, 1987 at Denver

Fewest Had Intercepted, Season

8 2004
9 2006
10 2009, 2020

SACKED ATTEMPTING TO PASS**Most Times, Season**

57 1970
53 2000
51 1997

Fewest Times, Season

11 1967
12 1982¹
18 1968, 2017

Most Times Sacked Opponent, Season

62 1986
61 2006
60 1980

Most Times Sacked Opponent, Game

11 Dec. 23, 2012 at N.Y. Jets
Nov. 16, 1986 vs. Dallas
10 Sept. 24, 1978 vs. Green Bay
9 (5x) Last: Dec. 24, 2016 at Cleveland

INTERCEPTIONS**Most, Season**

49¹ 1961
31 1969
30 1964, 2007

Most, Game

6 (6x) Last: vs. Indianapolis Nov. 11, 2007
5 (9x) Last: vs. Buffalo Nov. 19, 2017
4 (30x) Last: at Indianapolis Nov. 28, 2010

Most, Game, Both Teams

10 Dec. 13, 1998 at Seattle
9 Sept. 21, 1980 at Denver
Nov. 1, 1964 at Oakland
8 (11x) Last: Nov. 11, 2007 vs. Indianapolis

Fewest, Season

7 2014
9 1970
10 2005

Most Yards Returned, Season

929¹ 1961
562 1979
499 1984

Most Yards Returned, Game

194 Sept. 24, 1961 vs. Houston Oilers
174 Oct. 29, 1961 vs. Denver
171 Nov. 18, 1979 vs. Pittsburgh

Fewest Yards Returned, Season

65 2014
90 1970
123 1999

Most Touchdowns by Returns, Season

9¹ 1961
5 2012
4 1984, 2000

Most Touchdowns by Returns, Game

2 Nov. 28, 2010 at Indianapolis
Oct. 29, 1961 vs. Denver
1 (92x) Last: Nov. 22, 2020 vs. N.Y. Jets

Most Consecutive Games

46¹ 1960-63

PUNTS**Most, Season**

95 1998
92 2000
90 1997

Most, Game

11 (5x) Last: Oct. 11, 1998 at Oakland
10 (11x) Last: Nov. 12, 2017 at Jacksonville
9 (12x) Last: Dec. 24, 2017 at N.Y. Jets

Fewest, Season

23 1982¹
45 1972
47 2011

Fewest, Game

0 (7x) Last: Sept. 29, 2019 at Miami
1 (35x) Last: Jan. 1, 2017 vs. Kansas City
2 (81x) Last: Jan. 3, 2021 at Kansas City

Fewest, Game, Both Teams

1 (2x) Last: Jan. 1, 2012 at Oakland
2 (7x) Last: Jan. 1, 2017 vs. Kansas City
3 (16x) Last: Sept. 23, 2018 at L.A. Rams

PUNT YARDS**Most, Season**

4,248 2000
4,174 1998
3,972 1997

Most, Game

522 Oct. 11, 1998 at Oakland
493 Nov. 18, 2012 at Denver
492 Nov. 10, 1974 at Kansas City

Fewest, Season

869 1982¹
1,813 1972
2,234 2011

Highest Average, Season

48.1 2017
47.5 2011
47.0 2019

Lowest Average, Season

36.3 1978
36.5 1979
36.8 1975

PUNT RETURNS**Most, Season**

57 1978
52 1979
49 2003

Most, Game

8 (4x) Last: Dec. 7, 2003 at Detroit
7 (7x) Last: Dec. 7, 1978 at Houston
6 (13x) Last: Dec. 20, 2015 vs. Miami

Fewest, Season

12 1982¹
20 2015
21 1966

Most Fair Catches, Season

32 1969
26 2015, 2017
25 1991, 1999

Most Fair Catches, Game

6 Dec. 17, 1989 at Kansas City
Dec. 4, 1978 vs. Chicago
5 (3x) Last: Sept. 3, 2000 at Oakland
4 (11x) Last: Dec. 24, 2017 at N.Y. Jets

Fewest Fair Catches, Season

0 1960, 1961, 1962, 1963, 1964, 1965, 1975
1 1976
3 1977

PUNT RETURN YARDS**Most, Season**

590 1978
559 1996
542 1998

Most, Game

168 Nov. 2, 1997 at Cincinnati
151 Sept. 20, 1965 vs. Kansas City
139 Nov. 5, 1961 vs. Titans of N.Y.

Fewest, Season

84 2015
100 2020
118 2019

Highest Average, Season

15.5 1961
14.7 1996
13.4 1965

Lowest Average, Season

4.2 2015
4.5 2019
5.6 1970, 2020

PUNT RETURN TOUCHDOWNS**Most, Season**

3 1997
2 1965, 1973, 1990, 1994
1 (16x) Last: 2019

Most, Game

2 Nov. 2, 1997 at Cincinnati
1 (25x) Last: Oct. 26, 2019 vs. Denver

KICKOFF RETURNS**Most, Season**

84 2003
83 2000
75 1997

Most, Game

9 (7x) Last: Nov. 3, 2002 vs. N.Y. Jets
8 (15x) Last: Oct. 26, 2008 at N.O. in London
7 (51x) Last: Sept. 26, 2010 at Seattle

Most, Game, Both Teams

17 Dec. 8, 1985 vs. Pittsburgh
16 Dec. 18, 1960 vs. Titans of New York
15 (3x) Last: Oct. 2, 1983 at N.Y. Giants

KICKOFF RETURN YARDS**Most, Season**

1,804 2003
1,792 2000
1,716 2001

Most, Game

269 Nov. 18, 2001 at Oakland
242 Oct. 21, 1973 vs. Atlanta
232 Dec. 13, 1964 vs. Kansas City

Fewest, Season

474 2017
508 2016
577 2014

Highest Average, Season

26.0 2001
25.6 2011
25.5 2007

Lowest Average, Season

16.5 1961
17.5 1986
18.0 1992

KICKOFF RETURN TOUCHDOWNS**Most, Season**

2 1988, 1994, 1995, 2001
1 1962, 1985, 1989, 1991, 1997, 2000, 2004,
2007, 2008, 2011, 2012

Most, Game

1 (19x) Last: Dec. 30, 2012 vs. Oakland

PENALTIES**Most Seasons Leading League**

3 1962, 1964, 1965

Most, Season

137 1998
129 1997
128 1981

Most, Game

19 Nov. 16, 1997 at Kansas City
16 Nov. 15, 1998 vs. Baltimore
15 Nov. 3, 1997 at Indianapolis

Fewest, Season

63 1969
64 1982¹
68 1966

Fewest, Game

0 (5x) Last: Oct. 9, 2011 at Denver
1 (28x) Last: Nov. 19, 2017 vs. Buffalo
2 (39x) Last: Dec. 22, 2019 at Oakland

Most Yards, Season

1,229 1998
1,101 1997
1,039 1988

Most Yards, Game

148 Oct. 13, 1963 vs. N.Y. Jets
146 Nov. 15, 1998 vs. Baltimore
Nov. 16, 1997 at Kansas City
138 Nov. 16, 1981 at Seattle

FUMBLES**Most, Season**

44 1985
42 1983
40 1972, 1973, 1980

Most, Game

9 Sept. 24, 1978 vs. Green Bay
7 Sept. 30, 1973 vs. Cincinnati
6 (5x) Last: Dec. 13, 1987 vs. Pittsburgh

Most by Opponent, Game

9 Nov. 15, 1964 at Kansas City
7 (3x) Last: Sept. 9, 2001 vs. Washington
6 (6x) Last: Dec. 9, 1995 vs. Arizona

Most, Game, Both Teams

11 (3x) Last: Oct. 13, 1985 vs. Kansas City
10 (5x) Last: Nov. 25, 1990 vs. Seattle
9 (7x) Last: Sept. 9, 2001 vs. Washington

Fewest, Season

13 1993
14 2009, 2013
16 1963, 2002, 2014, 2020

Most Lost, Season

22 1980, 1981, 1983
21 1973, 1978
20 1972, 1987, 2000

Most Lost, Game

6 Sept. 24, 1978 vs. Green Bay
4 (10x) Last: Dec. 10, 2000 at Baltimore
3 (40x) Last: Sept. 25, 2016 at Indianapolis

Most Own Recovered, Season

25 1985
21 1979
20 1972, 1973, 1975, 1983

Most Own Recovered, Game

5 (5x) Last: Dec. 26, 1999 vs. Oakland
4 (7x) Last: Sept. 14, 2014 vs. Seattle
3 (42x) Last: Jan. 3, 2016 at Denver

Fewest Own Recovered, Season

4 1963, 2013
7 1989, 2009
8 1965, 1967, 1968, 1993, 2002, 2003, 2016

Most Opponents Recovered, Season

22 1986
18 1973, 1979, 1980, 1981, 2007
17 1960, 1961, 1963, 1983, 1984

Fewest Opponents Recovered, Season

3 2019
4 2011
5 1963

POINTS ALLOWED**Most, Season**

462 1983
441 2003
440 2000

Most, Game

57 at St. Louis Oct. 1, 2000
52 at Pittsburgh Nov. 25, 1984
51 at Oakland Oct. 29, 1967

Most, Quarter

31 Dec. 8, 1963 at Oakland (4th quarter)
30 Nov. 20, 1983 at St. Louis Cardinals (2nd quarter)
28 (5x) Last: Nov. 28, 1999 at Min. (2nd quarter)

Fewest, Season

205 1977
219 1961
221 1982¹

Fewest, Game

0 (18x) Last: Oct. 22, 2017 vs. Denver
3 (16x) Last: Nov. 22, 2009 at Denver
6 (19x) Last: Nov. 23, 2017 at Dallas

FIRST DOWNS ALLOWED**Most, Season**

365 1981
364 1985
347 1983

Most, Game

34 Sept. 14, 2008 at Denver
Dec. 29, 2002 vs. Seattle
Nov. 19, 2000 at Denver

33 Sept. 23, 2018 at L.A. Rams

Nov. 23, 2003 vs. Cincinnati
32 Oct. 4, 2009 at Pittsburgh

Fewest, Season

190 1965
196 1982¹
224 1962

Fewest, Game

5 Dec. 12, 2010 vs. Kansas City
Sept. 19, 1976 at Tampa Bay
6 Oct. 11, 1998 at Oakland

Oct. 22, 1961 at Oakland

7 (5x) Last: Sept. 15, 2002 vs. Houston

Most by Rushing, Season

154 1975
143 1971
137 1983

Most by Rushing, Game

19 (3x) Last: Nov. 22, 1987 at Seattle
17 Sept. 23, 1962 vs. Houston
16 Oct. 16, 1977 vs. New England
Dec. 18, 1966 vs. Kansas City

Fewest by Rushing, Season

54 1965
65 1982
71 1969

Fewest by Rushing, Game

0 (5x) Last: Nov. 28, 2010 at Indianapolis
1 (23x) Last: Nov. 3, 2019 vs. Green Bay
2 (42x) Last: Oct. 4, 2015 vs. Cleveland

Most by Passing, Season

218 1985
216 1981
213 2008

Most by Passing, Game

24 Nov. 19, 2000 at Denver
23 Sept. 18, 2011 at New England
22 (4x) Last: Nov. 15, 2009 vs. Philadelphia

Fewest by Passing, Season

105 1977
114 1971
116 1965

Fewest by Passing, Game

1 (3x) Last: Dec. 28, 2003 vs. Oakland
2 (6x) Last: Dec. 19, 2004 at Cleveland
3 (12x) Last: Sept. 11, 2011 vs. Minnesota

Most by Penalty, Season

41 2000, 2004, 2014
35 1981, 1997, 1998
33 2017

Most by Penalty, Game

7 Nov. 5, 2006 vs. Cleveland
6 (9x) Last: Sept. 24, 2017 vs. Kansas City
5 (22x) Last: Nov. 22, 2020 vs. N.Y. Jets

Fewest by Penalty, Season

12 1982¹
13 1969, 1992
14 1976

NET YARDS ALLOWED

Most, Season
 6,265 1985
 6,136 1981
 6,034 2002

Most, Game
 614 Oct. 1, 2000 at St. Louis
 591 Dec. 29, 2002 vs. Seattle
 553 Sept. 22, 1996 at Oakland

Fewest, Season
 3,253 1982¹
 3,268 1965
 3,652 1977

Fewest, Game
 58 Oct. 22, 1961 at Oakland
 67 Dec. 12, 2010 vs. Kansas City
 99 Nov. 1, 1992 vs. Indianapolis

RUSHING ALLOWED

Most Attempts, Season
 606 1975
 559 1973
 552 1983

Most Attempts, Game
 61 Oct. 25, 1981 at Chicago (OT)
 60 Nov. 30, 1975 at Denver (OT)
 59 Sept. 18, 1977 at Oakland

Fewest Attempts, Season
 230 1982¹
 306 1965
 355 2004

Fewest Attempts, Game
 9 Dec. 16, 2007 vs. Detroit
 Sept. 7, 1986 vs. Miami
 10 (2x) Last: Sept. 16, 2012 vs. Tennessee
 11 (6x) Last: Nov. 3, 2019 vs. Green Bay

Most Yards, Season
 2,442 1975
 2,403 1966
 2,296 1971

Most Yards, Game
 378 Nov. 4, 2007 at Minnesota
 355 Dec. 20, 2014 at San Francisco
 328 Nov. 30, 1975 at Denver (OT)

Fewest Yards, Season
 961 1982¹
 1,094 1965
 1,140 1998

Fewest Yards, Game
 2 Oct. 22, 1961 at Oakland
 11 Dec. 17, 2000 at Carolina
 13 Oct. 5, 1997 at Oakland

Most Touchdowns, Season
 26 1983
 25 1971, 1981, 1985
 23 1973, 1984

Fewest Touchdowns, Season
 7 1961, 1965
 8 1999, 2011
 10 (12x) Last: 2012

Most Touchdowns Allowed, Game
 5 Oct. 21, 1973 vs. Atlanta
 Sept. 18, 1960 at Houston
 4 (11x) Last: Nov. 3, 2013 at Washington
 3 (47x) Last: Nov. 18, 2018 vs. Denver

PASSING ALLOWED

Most Attempts, Season
 636 1996
 607 2002, 2004
 605 2008

Most Attempts, Game
 61 Sept. 20, 1987 vs. St. Louis
 58 (2x) Last: Oct. 3, 2004 vs. Tennessee
 57 (2x) Last: Sept. 22, 1996 at Oakland

Fewest Attempts, Season
 330 1977
 341 1973
 342 1982¹

Fewest Attempts, Game
 7 Nov. 6, 1977 at Detroit
 12 (2x) Last: Dec. 10, 1972 at Denver
 13 (4x) Last: Oct. 4, 1987 at Cincinnati

Most Completions, Season
 411 2008
 375 2002
 372 2004

Most Completions, Game
 40 Dec. 20, 1982 vs. Cincinnati
 39 Oct. 3, 2004 vs. Tennessee
 37 Oct. 9, 1994 Kansas City

Fewest Completions, Season
 170 1966
 172 1977
 177 1973

Fewest Completions, Game
 3 Sept. 19, 1976 at Tampa Bay
 5 (5x) Last: Oct. 4, 1987 at Cincinnati
 6 (6x) Last: Dec. 28, 2003 vs. Oakland

Most Net Yards, Season
 4,311 1981
 4,295 2002
 4,293 1985

Most Net Yards, Game
 453 Nov. 10, 2002 at St. Louis
 451 Oct. 1, 2000 at St. Louis
 443 Nov. 19, 2000 at Denver

Fewest Net Yards, Season
 1,725 1977
 2,155 1966
 2,174 1965

Fewest Net Yards, Game
 -13 Oct. 4, 1987 at Cincinnati
 -4 Sept. 19, 1976 at Tampa Bay
 0 Dec. 28, 2003 vs. Oakland
 Dec. 6, 1970 vs. Cincinnati

Most Touchdowns, Season
 36 2003
 33 2000
 31 1997

Most Touchdowns, Game
 5 (8x) Last: Oct. 4, 2020 at Tampa Bay
 4 (30x) Last: Sept. 9, 2018 vs. Kansas City
 3 (108x) Last: Nov. 1, 2020 at Denver

Fewest Touchdowns, Season
 10 1982¹
 11 1979
 13 1966, 1970, 1974

PUNT RETURNS ALLOWED

Most by Opponents, Season
 56 1988
 51 1996, 2000
 49 1998

Fewest by Opponents, Season
 7 1982¹
 16 1968
 17 1960, 1972

Most Yards by Opponents, Season
 722 2000
 612 1996
 601 1976

Most Yards by Opponent, Game
 160 Sept. 13, 2010 at Kansas City
 150 Dec. 27, 1987 at Denver
 145 Dec. 6, 2020 vs. New England

KICKOFF RETURNS ALLOWED

Most by Opponent, Season
 90 2006
 88 1981
 87 2009

Fewest by Opponent, Season
 21 2016
 32 2015
 34 2020

Most by Opponent, Game
 10 (4x) Last: Dec. 16, 2007 vs. Detroit
 9 (7x) Last: Nov. 28, 2010 at Indianapolis
 8 (25x) Last: Nov. 24, 2013 at Kansas City

CAREER TOP 10

RUSHING YARDS

1. LaDainian Tomlinson, 2001-09.....	12,490
2. Paul Lowe, 1960-68.....	4,972
3. Marion Butts, 1989-93.....	4,297
4. Melvin Gordon, 2015-19.....	4,240
5. Ryan Mathews, 2010-14.....	4,061
6. Natrone Means, 1993-95, 98-99.....	3,885
7. Chuck Muncie, 1980-84.....	3,509
8. Don Woods, 1974-80.....	2,858
9. Keith Lincoln, 1961-66, 68.....	2,698
10. Dick Post, 1967-70.....	2,519

RUSHING TOUCHDOWNS

1. LaDainian Tomlinson, 2001-09.....	138
2. Chuck Muncie, 1980-84.....	43
3. Paul Lowe, 1960-68.....	38
4. Melvin Gordon, 2015-19.....	36
5. Natrone Means, 1993-95, 98-99.....	34
6. Marion Butts, 1989-93.....	31
7. Ryan Mathews, 2010-14.....	23
8. Mike Tolbert, 2008-11.....	20
9. Tim Spencer, 1985-90.....	19
10. Hank Bauer, 1977-82.....	17
Rod Bernstine, 1987-92.....	17
Dick Post, 1967-70.....	17
Clarence Williams, 1977-81.....	17

RUSHING ATTEMPTS

1. LaDainian Tomlinson, 2001-09.....	2,880
2. Melvin Gordon, 2015-19.....	1,059
3. Marion Butts, 1989-93.....	1,031
4. Paul Lowe, 1960-68.....	1,015
5. Natrone Means, 1993-95, 98-99.....	1,013
6. Ryan Mathews, 2010-14.....	923
7. Chuck Muncie, 1980-84.....	773
8. Don Woods, 1974-80.....	713
9. Keith Lincoln, 1961-66, 68.....	573
10. Mike Garrett, 1970-73.....	572

TOTAL YARDS FROM SCRIMMAGE

1. LaDainian Tomlinson, 2001-09.....	16,445
2. Antonio Gates, 2003-18.....	11,841
3. Lance Alworth, 1962-70.....	9,721
4. Charlie Joiner, 1976-86.....	9,191
5. Gary Garrison, 1966-76.....	7,562
6. Keenan Allen, 2013-20.....	7,496
7. Kellen Winslow, 1979-87.....	6,741
8. Wes Chandler, 1981-87.....	6,197
9. Melvin Gordon, 2015-19.....	6,113
10. Paul Lowe, 1960-68.....	6,017

PASSING YARDS

1. Philip Rivers, 2004-19.....	59,271
2. Dan Fouts, 1973-87.....	43,040
3. John Hadl, 1962-72.....	26,938
4. Stan Humphries, 1992-97.....	16,085
5. Drew Brees, 2001-05.....	12,348
6. Jack Kemp, 1960-62.....	5,996
7. Doug Flutie, 2001-04.....	4,901
8. John Friesz, 1990-93.....	4,396
9. Justin Herbert, 2020.....	4,336
10. Jim Harbaugh, 1999-2000.....	4,177

TOUCHDOWN PASSES

1. Philip Rivers, 2004-19.....	397
2. Dan Fouts, 1973-87.....	254
3. John Hadl, 1962-72.....	201
4. Stan Humphries, 1992-97.....	85
5. Drew Brees, 2001-05.....	80
6. Jack Kemp, 1960-62.....	37
7. Justin Herbert, 2020.....	31
8. Tobin Rote, 1963-64.....	29
9. Doug Flutie, 2001-04.....	25
10. Billy Joe Tolliver, 1989-90.....	21

PASS ATTEMPTS

1. Philip Rivers, 2004-19.....	7,591
2. Dan Fouts, 1973-87.....	5,604
3. John Hadl, 1962-72.....	3,640
4. Stan Humphries, 1992-97.....	2,350
5. Drew Brees, 2001-05.....	1,809
6. Jack Kemp, 1960-62.....	815
7. John Friesz, 1990-93.....	747
8. Doug Flutie, 2001-04.....	737
9. Jim Harbaugh, 1999-2000.....	636
10. Justin Herbert, 2020.....	595
Billy Joe Tolliver, 1989-90.....	595

PASS COMPLETIONS

1. Philip Rivers, 2004-19.....	4,908
2. Dan Fouts, 1973-87.....	3,297
3. John Hadl, 1962-72.....	1,824
4. Stan Humphries, 1992-97.....	1,335
5. Drew Brees, 2001-05.....	1,125
6. Doug Flutie, 2001-04.....	408
7. John Friesz, 1990-93.....	401
8. Justin Herbert, 2020.....	389
9. Jack Kemp, 1960-62.....	396
10. Jim Harbaugh, 1999-2000.....	372

PASSES INTERCEPTED

1. Dan Fouts, 1973-87.....	242
2. John Hadl, 1962-72.....	211
3. Philip Rivers, 2004-19.....	198
4. Stan Humphries, 1992-97.....	73
5. Drew Brees, 2001-05.....	53
6. Jack Kemp, 1960-62.....	49
7. Ryan Leaf, 1998-2000.....	33
8. Tobin Rote, 1963-64.....	32
9. Craig Whelihan, 1995-98.....	29
10. Jim Harbaugh, 1999-2000.....	24
Billy Joe Tolliver, 1989-90.....	24

RECEIVING YARDS

1. Antonio Gates, 2003-18.....	11,841
2. Lance Alworth, 1962-70.....	9,584
3. Charlie Joiner, 1976-86.....	9,203
4. Gary Garrison, 1966-76.....	7,533
5. Keenan Allen, 2013-20.....	7,397
6. Kellen Winslow, 1979-87.....	6,741
7. Wes Chandler, 1981-87.....	6,132
8. Anthony Miller, 1988-93.....	5,582
9. Malcom Floyd, 2004-15.....	5,550
10. Vincent Jackson, 2005-11.....	4,754

RECEIVING TOUCHDOWNS

1. Antonio Gates, 2003-18.....	116
2. Lance Alworth, 1962-70.....	81
3. Gary Garrison, 1966-76.....	58
4. Charlie Joiner, 1976-86.....	47
5. Kellen Winslow, 1979-87.....	45
6. Keenan Allen, 2013-20.....	42
7. Wes Chandler, 1981-87.....	41
8. Vincent Jackson, 2005-11.....	37
Anthony Miller, 1988-93.....	37
10. John Jefferson, 1978-80.....	36

RECEPTIONS

1. Antonio Gates, 2003-18.....	955
2. Keenan Allen, 2013-20.....	624
3. Charlie Joiner, 1976-86.....	586
4. Kellen Winslow, 1979-87.....	541
5. LaDainian Tomlinson, 2001-09.....	530
6. Lance Alworth, 1962-70.....	493
7. Gary Garrison, 1966-76.....	404
8. Ronnie Harmon, 1990-95.....	377
9. Anthony Miller, 1988-93.....	374
10. Wes Chandler, 1981-87.....	373

QUARTERBACK SACKS

1. Leslie O'Neal, 1986, 88-95.....	105.5
2. Shaun Phillips, 2004-12.....	69.5
3. Gary Johnson, 1975-84.....	67.0
4. Lee Williams, 1984-90.....	63.5
5. Fred Dean, 1975-81.....	63.5
6. Melvin Ingram, 2012-20.....	49.0
7. Joey Bosa, 2016-20.....	49.0
8. Junior Seau, 1990-2002.....	47.0
9. Raylee Johnson, 1993-2003.....	46.0
10. Shawne Merriman, 2005-09.....	43.5
Leroy Jones, 1976-83.....	43.5

INTERCEPTIONS

1. Gill Byrd, 1983-92.....	42
2. Dick Harris, 1960-65.....	29
3. Rodney Harrison, 1994-2002.....	26
4. Kenny Graham, 1964-69.....	25
5. Mike Williams, 1975-82.....	24
6. Joe Beachamp, 1966-75.....	23
7. Quentin Jammer, 2002-12.....	21
Woodrowe Lowe, 1976-86.....	21
Bob Howard, 1967-74.....	21
Leslie "Speedy" Duncan, 1964-70.....	21

INTERCEPTION RETURN YARDS

1. Gill Byrd, 1983-92.....	546
2. Charlie McNeil, 1960-64.....	502
3. Kenny Graham, 1964-69.....	477
4. Joe Beachamp, 1966-75.....	433
5. Dick Harris, 1960-65.....	413
6. Rodney Harrison, 1994-2002.....	345
7. Woodrowe Lowe, 1976-86.....	343
8. Darren Carrington, 1991-94.....	337
9. Leslie "Speedy" Duncan, 1964-70.....	322
10. Glen Edwards, 1978-81.....	309

INTERCEPTION TOUCHDOWNS

1. Kenny Graham, 1964-69.....	5
Dick Harris, 1960-65.....	5
3. Woodrowe Lowe, 1976-86.....	4
4. Eric Weddle, 2007-13.....	3
Joe Beachamp, 1966-75.....	3
6. Desmond King, 2017-20.....	2
Shaun Phillips, 2004-12.....	2
Demorris Williams, 2012.....	2
Antonio Cromartie, 2006-09.....	2
Clinton Hart, 2004-09.....	2
Dionne Edwards, 2002-06.....	2
Rodney Harrison, 1994-2002.....	2
Stanley Richard, 1991-94.....	2
Donald Frank, 1990-93.....	2
Gill Byrd, 1983-92.....	2
Gary Johnson, 1975-84.....	2
Leslie "Speedy" Duncan, 1964-70.....	2
Earl Faison, 1961-66.....	2
Charlie McNeil, 1960-64.....	2
Bob Laraba, 1960-61.....	2

TOUCHDOWNS SCORED

1. LaDainian Tomlinson, 2001-09.....	153
2. Antonio Gates, 2003-18.....	116
3. Lance Alworth, 1962-70.....	83
4. Gary Garrison, 1966-76.....	58
5. Melvin Gordon, 2015-19.....	47
Charlie Joiner, 1976-86.....	47
Paul Lowe, 1960-68.....	46
6. Kellen Winslow, 1979-87.....	45
7. Chuck Muncie, 1980-84.....	45
10. Keenan Allen, 2013-20.....	43

POINTS SCORED

1. John Carney, 1990-2000.....	1,076
2. LaDainian Tomlinson, 2001-09.....	918
3. Nate Kaeding, 2004-12.....	889
4. Rolf Benirschke, 1977-86.....	766
5. Antonio Gates, 2003-18.....	700
6. Lance Alworth, 1962-70.....	500
7. Nick Novak, 2011-14.....	459
8. Dennis ParTEE, 1968-75.....	380
9. Gary Garrison, 1966-76.....	348
10. Melvin Gordon, 2015-19.....	286

FIELD GOALS

1. John Carney, 1990-2000.....	261
2. Nate Kaeding, 2004-12.....	180
3. Rolf Benirschke, 1977-86.....	146
4. Nick Novak, 2011-14.....	110
5. Dennis ParTEE, 1968-75.....	71
6. Michael Badgley, 2018-20.....	52
Josh Lamb, 2015-16.....	52
8. George Blair, 1961-64.....	50
9. Steve Christie, 2001-03.....	42
10. Ray Wersching, 1973-76.....	32

FIELD GOAL ATTEMPTS

1. John Carney, 1990-2000.....	320
2. Rolf Benirschke, 1977-86.....	208
3. Nate Kaeding, 2004-12.....	207
4. Nick Novak, 2011-14.....	130
5. Dennis ParTEE, 1968-75.....	121
6. George Blair, 1961-64.....	80
7. Ray Wersching, 1973-76.....	68
8. Michael Badgley, 2018-20.....	65
9. Josh Lamb, 2015-16.....	64
10. Dick Van Raaphorst, 1966-67.....	61

KICKOFF RETURN YARDS

1. Darren Sproles, 2005-10.....	6,469
2. Ronney Jenkins, 2000-02.....	3,997
3. Andre Coleman, 1994-96.....	3,914
4. Leslie "Speedy" Duncan, 1964-70.....	3,386
5. James Brooks, 1981-83.....	2,305
6. Kenny Bynum, 1997-2000.....	2,182
7. Lionel James, 1984-88.....	2,094
8. Nate Lewis, 1990-93.....	2,047
9. Artie Owens, 1976-79.....	1,998
10. Tim Dwight, 2001-04.....	1,876

KICKOFF RETURN TOUCHDOWNS

1. Andre Coleman, 1994-96.....	4
2. Ronney Jenkins, 2000-02.....	3
3. Darren Sproles, 2005-10.....	2
4. Anthony Miller, 1988-93.....	2
5. Micheal Spurlock, 2012.....	1
Tim Dwight, 2001-04.....	1
Richard Goodman, 2010-11.....	1
Rodney Harrison, 1994-2002.....	1
Nate Lewis, 1990-93.....	1
Jamie Holland, 1987-89.....	1
Gary Anderson, 1985-88.....	1
Keith Lincoln, 1960-66.....	1

KICKOFF RETURNS

1. Darren Sproles, 2005-10.....	258
2. Andre Coleman, 1994-96.....	166
3. Ronney Jenkins, 2000-02.....	165
4. Leslie "Speedy" Duncan, 1964-70.....	134
5. Kenny Bynum, 1997-2000.....	107
6. James Brooks, 1981-83.....	105
7. Lionel James, 1984-88.....	99
8. Nate Lewis, 1990-93.....	92
9. Artie Owens, 1976-79.....	88
10. Tim Dwight, 2001-04.....	80

PUNT RETURN YARDS

1. Mike Fuller, 1975-80.....	2,388
2. Leslie "Speedy" Duncan, 1964-70.....	1,651
3. Darrien Gordon, 1993-94, 96.....	1,407
4. Lionel James, 1984-88.....	1,193
5. Darren Sproles, 2005-10.....	935
6. Eric Parker, 2002-06.....	881
7. James Brooks, 1981-83.....	565
8. Tim Dwight, 2001-04.....	508
9. Eric Metcalf, 1997.....	489
10. Desmond King, 2017-20.....	438

PUNT RETURN TOUCHDOWNS

1. Leslie "Speedy" Duncan, 1964-70.....	4
2. Eric Metcalf, 1997.....	3
3. Darrien Gordon, 1993-94, 96.....	3
4. Desmond King, 2017-20.....	2
5. Darren Sproles, 2005-10.....	2
Lionel James, 1984-88.....	2
Mike Fuller, 1975-80.....	2
Ron Smith, 1973.....	2
9. Travis Benjamin, 2017-18.....	1
Micheal Spurlock, 2012.....	1
Tim Dwight, 2001-04.....	1
Andre Coleman, 1994-96.....	1
Nate Lewis, 1990-93.....	1
Kitrick Taylor, 1990-91.....	1
Keith Lincoln, 1961-68.....	1

PUNT RETURNS

1. Mike Fuller, 1975-80.....	212
2. Leslie "Speedy" Duncan, 1964-70.....	138
3. Lionel James, 1984-88.....	124
4. Darren Sproles, 2005-10.....	114
5. Eric Parker, 2002-06.....	105
6. Darrien Gordon, 1993-94, 96.....	103
7. James Brooks, 1981-83.....	52
8. Tim Dwight, 2001-04.....	46
9. Desmond King, 2017-20.....	45
Eric Metcalf, 1997.....	45

SEASONS

1. David Binn, 1994-2010.....	17
2. Philip Rivers, 2004-16.....	16
Antonio Gates, 2003-18.....	16
3. Dan Fouts, 1973-87.....	15
Russ Washington, 1968-82.....	15
4. Doug Wilkerson, 1971-84.....	14
Dan Macck, 1976-89.....	14
8. Mike Scifres, 2003-15.....	13
Junior Seau, 1990-2002.....	13
10. Jamal Williams, 1998-2009.....	12

GAMES PLAYED

1. David Binn, 1994-10.....	256
2. Antonio Gates, 2003-18.....	236
3. Philip Rivers, 2004-19.....	228
4. Junior Seau, 1990-2002.....	200
Russ Washington, 1968-82.....	200
6. Mike Scifres, 2003-15.....	195
Doug Wilkerson, 1971-84.....	195
8. Dan Fouts, 1973-87.....	181
9. Quentin Jammer, 2002-12.....	172
10. Charlie Joiner, 1976-86.....	164
Woodrow Lowe, 1976-86.....	164

SINGLE-SEASON TOP 10**RUSHING YARDS**

1. LaDainian Tomlinson, 2006.....	1,815
2. LaDainian Tomlinson, 2002.....	1,683
3. LaDainian Tomlinson, 2003.....	1,645
4. LaDainian Tomlinson, 2007.....	1,474
5. LaDainian Tomlinson, 2005.....	1,462
6. Natrone Means, 1994.....	1,350
7. LaDainian Tomlinson, 2004.....	1,335
8. Ryan Mathews, 2013.....	1,255
9. LaDainian Tomlinson, 2001.....	1,236
10. Marion Butts, 1990.....	1,225

RUSHING TOUCHDOWNS

1. LaDainian Tomlinson, 2006.....	28
2. Chuck Muncie, 1981.....	19
3. LaDainian Tomlinson, 2005.....	18
4. LaDainian Tomlinson, 2004.....	17
5. LaDainian Tomlinson, 2007.....	15
6. LaDainian Tomlinson, 2002.....	14
7. LaDainian Tomlinson, 2003.....	13
8. LaDainian Tomlinson, 2009.....	12
Natrone Means, 1994.....	12
Chuck Muncie, 1983.....	12
Clarence Williams, 1979.....	12

RUSHING ATTEMPTS

1. LaDainian Tomlinson, 2002.....	372
2. LaDainian Tomlinson, 2006.....	348
3. Natrone Means, 1994.....	343
4. LaDainian Tomlinson, 2005.....	339
LaDainian Tomlinson, 2004.....	339
LaDainian Tomlinson, 2001.....	339
7. LaDainian Tomlinson, 2007.....	315
8. LaDainian Tomlinson, 2003.....	313
9. Earnest Jackson, 1984.....	296
10. LaDainian Tomlinson, 2008.....	292

TOTAL YARDS FROM SCRIMMAGE

1. LaDainian Tomlinson, 2003.....	2,370
2. LaDainian Tomlinson, 2006.....	2,323
3. LaDainian Tomlinson, 2002.....	2,172
4. LaDainian Tomlinson, 2007.....	1,949
5. LaDainian Tomlinson, 2005.....	1,832
6. LaDainian Tomlinson, 2004.....	1,776
7. LaDainian Tomlinson, 2001.....	1,603
8. Lance Alworth, 1965.....	1,590
9. Natrone Means, 1994.....	1,585
10. Melvin Gordon, 2017.....	1,581

PASSING YARDS

1. Dan Fouts, 1981.....	4,802
2. Philip Rivers, 2015.....	4,792
3. Dan Fouts, 1980.....	4,715
4. Philip Rivers, 2010.....	4,710
5. Philip Rivers, 2011.....	4,624
6. Philip Rivers, 2019.....	4,615
7. Philip Rivers, 2017.....	4,515
8. Philip Rivers, 2013.....	4,478
9. Philip Rivers, 2016.....	4,386
10. Justin Herbert, 2020.....	4,336

TOUCHDOWN PASSES

1. Philip Rivers, 2008.....	34
2. Philip Rivers, 2016.....	33
Dan Fouts, 1981.....	33
4. Philip Rivers, 2018.....	32
Philip Rivers, 2013.....	32
6. Justin Herbert, 2020.....	31
Philip Rivers, 2014.....	31
8. Philip Rivers, 2010.....	30
Dan Fouts, 1980.....	30
10. Philip Rivers, 2015.....	29

PASS ATTEMPTS

1. Philip Rivers, 2015.....	661
2. Dan Fouts, 1981.....	609
3. Justin Herbert, 2020.....	595
4. Philip Rivers, 2019.....	591
5. Dan Fouts, 1980.....	589
6. Philip Rivers, 2011.....	582
7. Philip Rivers, 2016.....	578
8. Philip Rivers, 2017.....	575
9. Philip Rivers, 2014.....	570
10. Philip Rivers, 2013.....	544

PASS COMPLETIONS

1. Philip Rivers, 2015.....	437
2. Justin Herbert, 2020.....	396
3. Philip Rivers, 2019.....	390
4. Philip Rivers, 2014.....	379
5. Philip Rivers, 2013.....	378
6. Philip Rivers, 2011.....	366
7. Dan Fouts, 1981.....	360
Philip Rivers, 2017.....	360
9. Philip Rivers, 2010.....	357
10. Philip Rivers, 2016.....	349

PASSES INTERCEPTED

1. John Hadl, 1968.....	32
2. John Hadl, 1972.....	26
3. John Hadl, 1971.....	26
4. Jack Kemp, 1960.....	25
5. Dan Fouts, 1980.....	24
Dan Fouts, 1979.....	24
John Hadl, 1962.....	24
8. Dan Fouts, 1986.....	22
John Hadl, 1967.....	22
Jack Kemp, 1961.....	22

RECEIVING YARDS

1. Lance Alworth, 1965.....	1,602
2. Keenan Allen, 2017.....	1,393
3. Lance Alworth, 1966.....	1,383
4. John Jefferson, 1980.....	1,340
5. Lance Alworth, 1968.....	1,312
6. Kellen Winslow, 1980.....	1,290
7. Anthony Miller, 1989.....	1,252
8. Lance Alworth, 1964.....	1,235
9. Tony Martin, 1995.....	1,224
10. Lance Alworth, 1963.....	1,205

RECEIVING TOUCHDOWNS

1. Tony Martin, 1996.....	14
Lance Alworth, 1965.....	14
3. Antonio Gates, 2004.....	13
John Jefferson, 1980.....	13
John Jefferson, 1978.....	13
Lance Alworth, 1966.....	13
Lance Alworth, 1964.....	13
8. Antonio Gates, 2014.....	12
Gary Garrison, 1970.....	12
10. Lance Alworth, 1963.....	11

RECEPTIONS

1. Keenan Allen, 2019.....	104
2. Keenan Allen, 2017.....	102
3. Keenan Allen, 2020.....	100
LaDainian Tomlinson, 2003.....	100
5. Keenan Allen, 2018.....	97
6. Austin Ekeler, 2019.....	92
7. Tony Martin, 1995.....	90
8. Antonio Gates, 2005.....	89
Kellen Winslow, 1980.....	89
10. Kellen Winslow, 1983.....	88
Kellen Winslow, 1981.....	88

QUARTERBACK SACKS (since 1982)

1. Shawne Merriman, 2006.....	17
Leslie O'Neal, 1992.....	17
3. Lee Williams, 1986.....	15
4. Lee Williams, 1989.....	14
5. Leslie O'Neal, 1990.....	13.5
6. Marcellus Wiley, 2001.....	13
7. Joey Bosa, 2017.....	12.5
Shawne Merriman, 2007.....	12.5
Leslie O'Neal, 1995.....	12.5
Leslie O'Neal, 1994.....	12.5
Leslie O'Neal, 1989.....	12.5
Leslie O'Neal, 1986.....	12.5

INTERCEPTIONS

1. Antonio Cromartie, 2007.....	10
2. Charlie McNeil, 1961.....	9
3. Ryan McNeil, 2001.....	8
Dick Harris, 1963.....	8
Claude Gibson, 1962.....	8
Bob Zeman, 1961.....	8
7. Casey Hayward, 2016.....	7
Eric Weddle, 2011.....	7
Darren Carrington, 1993.....	7
Gill Byrd, 1990.....	7
Gill Byrd, 1989.....	7
Gill Byrd, 1988.....	7
Danny Walters, 1983.....	7
Bryant Salter, 1972.....	7
Jim Hill, 1969.....	7
Leslie "Speedy" Duncan, 1966.....	7
Bud Whitehead, 1965.....	7
Dick Harris, 1961.....	7

INTERCEPTION RETURN YARDS

1. Charlie McNeil, 1961.....	349
2. Stanley Richard, 1994.....	224
3. Vencie Glenn, 1987.....	166
4. Gill Byrd, 1984.....	157
5. Jeff Dale, 1986.....	153
6. Darren Carrington, 1992.....	152
7. Bob Laraba, 1961.....	151
8. Woodrow Lowe, 1979.....	150
9. Antonio Cromartie, 2007.....	144
10. Dick Harris, 1961.....	140

INTERCEPTION TOUCHDOWNS

1. Dick Harris, 1961.....	3
2. Demorrio Williams, 2012.....	2
Clinton Hart, 2005.....	2
Stanley Richard, 1994.....	2
Gill Byrd, 1984.....	2
Woodrow Lowe, 1979.....	2
Kenny Graham, 1969.....	2
Joe Beauchamp, 1968.....	2
Bob Laraba, 1961.....	2
Charlie McNeil, 1961.....	2

TOUCHDOWNS SCORED

1. LaDainian Tomlinson, 2006.....	31
2. LaDainian Tomlinson, 2005.....	20
3. Chuck Muncie, 1981.....	19
4. LaDainian Tomlinson, 2007.....	18
LaDainian Tomlinson, 2004.....	18
6. LaDainian Tomlinson, 2003.....	17
7. LaDainian Tomlinson, 2002.....	15
Lance Alworth, 1964.....	15
9. Tony Martin, 1996.....	14
Lance Alworth, 1965.....	14

POINTS SCORED

1. LaDainian Tomlinson, 2006.....	186
2. Nate Kaeding, 2009.....	146
3. Nick Novak, 2013.....	144
4. Nate Kaeding, 2006.....	136
5. John Carney, 1994.....	135
6. Nate Kaeding, 2008.....	127
7. John Carney, 1993.....	124
8. Nick Novak, 2011.....	124
9. Josh Lambo, 2016.....	120
LaDainian Tomlinson, 2005.....	120

FIELD GOALS

1. Nick Novak, 2013.....	34
John Carney, 1994.....	34
2. Nate Kaeding, 2009.....	32
3. John Carney, 1999.....	31
John Carney, 1993.....	31
6. John Carney, 1996.....	29
7. Nick Novak, 2011.....	27
Nate Kaeding, 2008.....	27
9. Josh Lambo, 2016.....	26
Josh Lambo, 2015.....	26
Nate Kaeding, 2006.....	26
John Carney, 1998.....	26
John Carney, 1992.....	26

FIELD GOAL ATTEMPTS

1. John Carney, 1993.....	40
2. John Carney, 1994.....	38
3. Nick Novak, 2013.....	37
4. John Carney, 1999.....	36
John Carney, 1996.....	36
Rolf Benirschke, 1980.....	36
7. Nate Kaeding, 2009.....	35
8. Nick Novak, 2011.....	34
9. Michael Badgley, 2020.....	33
10. Josh Lambo, 2016.....	32
Josh Lambo, 2015.....	32
Nate Kaeding, 2008.....	32
Wade Richey, 2001.....	32
John Carney, 1992.....	32
Dennis ParTEE, 1968.....	32

KICKOFF RETURN YARDS

1. Ronney Jenkins, 2001.....	1,541
2. Ronney Jenkins, 2000.....	1,531
3. Darren Sproles, 2005.....	1,528
4. Andre Coleman, 1995.....	1,411
5. Darren Sproles, 2008.....	1,376
6. Darren Sproles, 2009.....	1,300
7. Andre Coleman, 1994.....	1,293
8. Darren Sproles, 2010.....	1,257
9. Tim Dwight, 2004.....	1,222
10. Andre Coleman, 1996.....	1,210

KICKOFF RETURN TOUCHDOWNS

1. Ronney Jenkins, 2001.....	2
Andre Coleman, 1995.....	2
Andre Coleman, 1994.....	2
4. Micheal Spurlock, 2012.....	1
Richard Goodman, 2011.....	1
Darren Sproles, 2008.....	1
Darren Sproles, 2007.....	1
Tim Dwight, 2004.....	1
Ronney Jenkins, 2000.....	1
Rodney Harrison, 1997.....	1
Nate Lewis, 1991.....	1
Anthony Miller, 1989.....	1
Jamie Holland, 1988.....	1
Anthony Miller, 1988.....	1
Gary Anderson, 1985.....	1
Keith Lincoln, 1962.....	1

KICKOFF RETURNS

1. Ronney Jenkins, 2000.....	67
2. Darren Sproles, 2005.....	63
3. Andre Coleman, 1995.....	62
4. Leslie "Speedy" Duncan, 2001.....	58
5. Andre Coleman, 1996.....	55
6. Darren Sproles, 2009.....	54
7. Darren Sproles, 2010.....	53
8. Darren Sproles, 2008.....	51
9. Tim Dwight, 2004.....	50
Leon Johnson, 2003.....	50

PUNT RETURN YARDS

1. Darrien Gordon, 1996.....	537
2. Eric Metcalf, 1997.....	489
3. Darrien Gordon, 1994.....	475
4. Leslie "Speedy" Duncan, 1965.....	464
5. Mike Fuller, 1979.....	448
6. Mike Fuller, 1978.....	436
Mike Fuller, 1976.....	436
8. Leslie "Speedy" Duncan, 1967.....	434
9. Mike Fuller, 1975.....	410
10. Lionel James, 1987.....	400

PUNT RETURN TOUCHDOWNS

1. Eric Metcalf, 1997.....	3
2. Darrien Gordon, 1994.....	2
Ron Smith, 1973.....	2
Leslie "Speedy" Duncan, 1965.....	2
5. Desmond King, 2019.....	1
Desmond King, 2018.....	1
Travis Benjamin, 2017.....	1
Micheal Spurlock, 2012.....	1
Darren Sproles, 2009.....	1
Darren Sproles, 2007.....	1
Tim Dwight, 2001.....	1
Darrien Gordon, 1996.....	1
Andre Coleman, 1995.....	1
Nate Lewis, 1990.....	1
Kitrick Taylor, 1990.....	1
Lionel James, 1987.....	1
Lionel James, 1984.....	1
Mike Fuller, 1977.....	1
Mike Fuller, 1975.....	1
Leslie "Speedy" Duncan, 1968.....	1
Leslie "Speedy" Duncan, 1966.....	1
Keith Lincoln, 1961.....	1

PUNT RETURNS

1. Mike Fuller, 1979.....	46
2. Eric Metcalf, 1997.....	45
3. Mike Fuller, 1978.....	39
4. Eric Parker, 2006.....	37
5. Darren Sproles, 1996.....	36
Darrien Gordon, 1994.....	36
Mike Fuller, 1975.....	36
Leslie "Speedy" Duncan, 1967.....	36
9. Mike Fuller, 1976.....	33
10. Lattario Rachal, 1998.....	32
Lionel James, 1987.....	32

BIG DAYS

REGULAR-SEASON 300-YARD PASSING PERFORMANCES

Yards	Date	Player	Opponent	Cmp-Att	TD	Yards	Date	Player	Opponent	Cmp-Att	TD
503	Oct. 18, 2015	Philip Rivers	at Green Bay	43-65	2	338	Nov. 12, 2006	Philip Rivers	at Cincinnati	24-36	3
455	Sept. 26, 2010	Philip Rivers	at Seattle	29-53	2	Nov. 20, 1983	Ed Luther	at St. Louis Cardinals	24-50	1	
444	Dec. 11, 1992	Dan Fouts	at San Francisco	33-48	5	Sept. 18, 1983	Dan Fouts	at Seattle	21-41	4	
	Oct. 19, 1980	Dan Fouts	vs. N.Y. Giants	26-41	3	Dec. 2, 1979	Dan Fouts	vs. Atlanta	28-37	1	
440	Sept. 15, 1985	Dan Fouts	vs. Seattle	29-43	4	337	Nov. 11, 2012	Philip Rivers	at Tampa Bay	29-37	3
436	Sept. 20, 2009	Philip Rivers	vs. Baltimore Ravens	25-45	2	Dec. 11, 1994	Stan Humphries	vs. San Francisco	25-43	1	
	Nov. 10, 1985	Dan Fouts	vs. L.A. Raiders (OT)	26-41	4	Nov. 28, 1982	Dan Fouts	vs. Denver	27-40	3	
435	Dec. 20, 1982	Dan Fouts	vs. Cincinnati	25-40	1	Sept. 18, 1960	Jack Kemp	at Houston Oilers	27-44	4	
434	Nov. 23, 2017	Philip Rivers	at Dallas Cowboys	27-33	3	336	Oct. 25, 2015	Philip Rivers	vs. Oakland	38-58	3
431	Oct. 10, 2010	Philip Rivers	at Oakland	27-42	2	Oct. 24, 2010	Philip Rivers	vs. New England	34-50	1	
424	Sept. 9, 2018	Philip Rivers	vs. Kansas City	34-51	3	Nov. 17, 2002	Drew Brees	vs. San Francisco (OT)	29-50	2	
419	Sept. 15, 2013	Philip Rivers	at Philadelphia	36-47	3	Sept. 16, 1984	Dan Fouts	vs. Houston Oilers	26-37	0	
411	Oct. 6, 2013	Philip Rivers	vs. Oakland	35-48	2	335	Sept. 11, 2011	Philip Rivers	vs. Minnesota	33-48	2
410	Oct. 21, 1984	Dan Fouts	vs. L.A. Raiders	24-45	3	334	Sept. 19, 2010	Philip Rivers	vs. Jacksonville	22-29	3
404	Nov. 28, 1999	Jim Harbaugh	at Minnesota	25-39	1	Oct. 15, 2007	Philip Rivers	at San Francisco	29-39	2	
403	Sept. 13, 2015	Philip Rivers	vs. Detroit	34-41	2	Dec. 13, 1986	Dan Fouts	vs. Pittsburgh	29-52	1	
401	Nov. 18, 2018	Philip Rivers	vs. Denver	28-43	2	333	Sept. 8, 2019	Philip Rivers	vs. Indianapolis	25-34	3
	Sept. 29, 2013	Philip Rivers	vs. Dallas Cowboys	35-42	3	Dec. 16, 1984	Ed Luther	vs. Kansas City	24-44	1	
392	Nov. 24, 2013	Philip Rivers	at Kansas City	27-39	3	Nov. 3, 1974	Dan Fouts	vs. Cleveland	12-21	4	
389	Sept. 17, 1989	Jim McMahon	vs. Houston Oilers	27-45	2	332	Dec. 29, 2002	Drew Brees	vs. Seattle (OT)	27-49	3
388	Oct. 12, 1980	Dan Fouts	at Oakland	23-39	1	Sept. 9, 1984	Dan Fouts	at Seattle	23-40	2	
387	Dec. 31, 2017	Philip Rivers	vs. Oakland	28-37	3	Dec. 12, 1971	John Hadl	vs. Denver	21-36	4	
	Sept. 14, 1980	Dan Fouts	vs. Oakland (OT)	29-44	3	331	Sept. 17, 2017	Philip Rivers	vs. Miami	31-39	1
385	Nov. 6, 2011	Philip Rivers	vs. Green Bay	26-46	4	Oct. 9, 1983	Dan Fouts	vs. Seattle	28-36	1	
383	Nov. 30, 2014	Philip Rivers	at Baltimore Ravens	34-45	3	Oct. 8, 1966	John Hadl	at N.Y. Jets	22-41	1	
380	Nov. 18, 1984	Dan Fouts	vs. Miami (OT)	37-56	4	330	Sept. 27, 2020	Justin Herbert	vs. Carolina	35-49	1
378	Sept. 18, 2011	Philip Rivers	at New England	29-40	2	Sept. 7, 1981	Dan Fouts	at Cleveland	19-25	3	
	Nov. 28, 2004	Drew Brees	at Kansas City	28-37	2	329	Oct. 20, 2019	Philip Rivers	at Tennessee	24-38	2
377	Sept. 28, 2014	Philip Rivers	vs. Jacksonville	29-39	3	Nov. 9, 1975	Dan Fouts	vs. New England	25-42	1	
	Sept. 14, 2008	Philip Rivers	at Denver	21-33	3	326	Nov. 8, 2020	Justin Herbert	vs. Las Vegas	28-42	2
	Dec. 30, 2001	Doug Flutie	vs. Seattle	34-53	1	Nov. 13, 2016	Philip Rivers	vs. Miami	23-44	3	
376	Oct. 7, 1984	Dan Fouts	at Green Bay	31-50	3	Sept. 25, 2016	Philip Rivers	at Indianapolis	26-39	0	
373	Dec. 6, 2009	Philip Rivers	at Cleveland	18-25	2	Oct. 21, 1979	Dan Fouts	at L.A. Rams	17-32	2	
372	Dec. 8, 1985	Dan Fouts	vs. Pittsburgh	21-33	3	Oct. 5, 1968	John Hadl	at N.Y. Jets	17-37	3	
371	Oct. 23, 2016	Philip Rivers	at Atlanta (OT)	27-44	1	325	Dec. 26, 1999	Jim Harbaugh	vs. Oakland	23-36	2
	Oct. 26, 1980	Dan Fouts	at Dallas Cowboys	21-44	3	Dec. 1, 1968	John Hadl	at Denver	21-35	5	
369	Oct. 31, 2011	Philip Rivers	at Kansas City (OT)	26-41	0	Sept. 6, 1968	John Hadl	vs. Cincinnati	20-37	2	
	Dec. 17, 1978	Dan Fouts	at Houston Oilers	21-40	4	324	Oct. 30, 2005	Drew Brees	vs. Kansas City	25-43	3
	Nov. 2, 1963	Tobin Rote	at N.Y. Jets	21-29	3	322	Dec. 24, 2016	Philip Rivers	at Cleveland	23-46	2
366	Nov. 22, 2020	Justin Herbert	vs. N.Y. Jets	37-49	3	Nov. 29, 1987	Dan Fouts	vs. Denver	23-40	0	
365	Oct. 12, 2015	Philip Rivers	vs. Pittsburgh	35-48	2	321	Oct. 2, 2016	Philip Rivers	vs. New Orleans	28-43	2
363	Dec. 14, 2003	Drew Brees	vs. Green Bay	28-48	2	Nov. 10, 1991	John Friesz	vs. Cleveland (OT)	33-54	1	
	Nov. 9, 1980	Dan Fouts	vs. Denver	29-45	1	Nov. 21, 1971	John Hadl	at Oakland	20-36	2	
362	Dec. 22, 1985	Mark Herrmann	at Kansas City	37-58	3	Oct. 20, 1968	John Hadl	vs. Denver	9-18	4	
359	Oct. 9, 2016	Philip Rivers	vs. Oakland	21-30	4	320	Oct. 15, 2019	Philip Rivers	vs. Pittsburgh	26-44	2
	Dec. 15, 1986	John Hadl	vs. Oakland	21-52	1	Oct. 13, 1985	Mark Herrmann	vs. Kansas City	26-36	2	
358	Oct. 4, 2015	Philip Rivers	vs. Cleveland	23-38	3	319	Dec. 10, 2017	Philip Rivers	vs. Washington	18-31	2
	Sept. 28, 1997	Stan Humphries	vs. Baltimore Ravens	17-26	3	Oct. 13, 2002	Drew Brees	vs. Kansas City	28-41	2	
	Oct. 31, 1971	John Hadl	vs. N.Y. Jets	19-27	4	318	Sept. 22, 2019	Philip Rivers	vs. Houston	31-46	2
	Oct. 16, 1983	Dan Fouts	at New England	25-37	1	Oct. 14, 1979	Dan Fouts	vs. Seattle	28-35	3	
	Nov. 22, 1982	Dan Fouts	at L.A. Raiders	25-42	1	Oct. 29, 1967	John Hadl	at Oakland	19-39	1	
	Nov. 19, 1961	Jack Kemp	vs. Dallas Texans	15-27	2	317	Nov. 29, 2009	Philip Rivers	vs. Kansas City	21-28	2
356	Dec. 20, 2014	Philip Rivers	at San Francisco (OT)	33-54	4	316	Nov. 29, 2020	Justin Herbert	at Buffalo	31-52	1
355	Oct. 25, 1992	Stan Humphries	vs. Denver	20-27	2	Nov. 9, 2008	Philip Rivers	vs. Kansas City	27-36	2	
354	Oct. 7, 2012	Philip Rivers	at New Orleans	27-42	2	Sept. 13, 1981	Dan Fouts	vs. Detroit	18-25	1	
	Sept. 4, 1983	Dan Fouts	vs. N.Y. Jets	20-36	2	315	Oct. 9, 1995	Stan Humphries	at Kansas City (OT)	24-34	1
353	Nov. 18, 2019	Philip Rivers	vs. Kansas City*	28-52	1	Nov. 1, 1987	Dan Fouts	vs. Cleveland (OT)	25-42	2	
			* -- Played at Estadio Azteca in Mexico City, Mexico.			Oct. 28, 1985	Dan Fouts	at L.A. Raiders	23-50	2	
352	Oct. 12, 1986	Dan Fouts	vs. Denver	26-40	1	Dec. 3, 1967	John Hadl	vs. Oakland	18-40	2	
	Nov. 8, 1981	Dan Fouts	vs. Cincinnati	20-40	2	Nov. 25, 1965	John Hadl	vs. Buffalo	18-37	0	
351	Sept. 25, 1983	Dan Fouts	vs. Cleveland (OT)	24-38	3	Oct. 7, 1961	Jack Kemp	at Boston	12-24	3	
	Dec. 13, 1981	Dan Fouts	at Tampa Bay	33-49	1	314	Dec. 17, 2020	Justin Herbert	at Las Vegas (OT)	22-32	2
350	Dec. 10, 1989	Billy Joe Tolliver	at Washington	24-39	2	Dec. 8, 2019	Philip Rivers	at Jacksonville	16-22	3	
	Nov. 25, 1979	Dan Fouts	vs. Kansas City	27-43	3	Oct. 31, 1983	Ed Luther	vs. Washington	19-36	2	
348	Sept. 23, 2001	Doug Flutie	at Dallas Cowboys	23-38	2	Oct. 10, 1965	John Hadl	at Buffalo	18-29	3	
	Oct. 1, 2000	Jim Harbaugh	at St. Louis Rams	27-40	2	313	Dec. 13, 2018	Philip Rivers	at Kansas City	26-38	2
347	Oct. 25, 2020	Justin Herbert	vs. Jacksonville	27-43	3	Oct. 12, 2014	Philip Rivers	at Oakland	22-34	3	
	Oct. 1, 2017	Philip Rivers	vs. Philadelphia	22-38	2	Jan. 2, 2011	Philip Rivers	at Denver	21-37	0	
346	Dec. 14, 2008	Philip Rivers	at Kansas City	34-48	2	Oct. 15, 1978	Dan Fouts	vs. Miami	22-30	1	
345	Oct. 22, 1967	John Hadl	at Denver	15-34	3	311	Sept. 20, 2020	Justin Herbert	vs. Kansas City (OT)	22-33	1
344	Dec. 3, 2017	Philip Rivers	vs. Cleveland	31-43	1	Dec. 20, 2015	Philip Rivers	vs. Miami	26-36	3	
	Oct. 6, 1985	Mark Herrmann	at Seattle	26-35	3	Nov. 19, 2000	Ryan Leaf	at Denver	13-27	3	
	Sept. 22, 1985	Dan Fouts	at Cincinnati	25-43	4	Nov. 11, 1996	Stan Humphries	vs. Detroit	24-32	3	
343	Nov. 24, 1985	Dan Fouts	at Houston Oilers	24-36	2	310	Sept. 29, 2019	Philip Rivers	at Miami	24-30	2
	Dec. 6, 1981	Dan Fouts	vs. Buffalo	28-42	2	Jan. 1, 2012	Philip Rivers	at Oakland	19-26	3	
342	Nov. 30, 1980	Dan Fouts	vs. Philadelphia	20-28	2	Oct. 11, 1981	Dan Fouts	vs. Minnesota	20-38	2	
341	Nov. 3, 2013	Philip Rivers	at Washington (OT)	29-46	2	309	Nov. 18, 2007	Philip Rivers	at Jacksonville	22-40	1
	Oct. 26, 2008	Philip Rivers	at New Orleans*	25-40	3	308	Dec. 20, 2009	Philip Rivers	vs. Cincinnati	24-38	3
			* -- Played at Wembley Stadium in London, England.			Nov. 25, 2001	Doug Flutie	vs. Arizona	33-44	2	
	Dec. 4, 1966	John Hadl	at Houston Oilers	20-35	4	Dec. 16, 1990	Billy Joe Tolliver	at Denver	26-51	1	
340	Nov. 13, 1983	Ed Luther	vs. Dallas Cowboys	26-43	1	Dec. 22, 1980	Dan Fouts	vs. Pittsburgh	21-37	0	
339	Oct. 7, 2018	Philip Rivers	vs. Oakland	22-27	2	307	Dec. 15, 2019	Philip Rivers	vs. Minnesota	28-39	1
	Nov. 20, 2005	Drew Brees	vs. Buffalo	28-33	4	Oct. 2, 2011	Philip Rivers	vs. Miami	21-31	1	
	Dec. 13, 1980	Dan Fouts	vs. Seattle	28-42	1	Dec. 9, 2001	Doug Flutie	at Philadelphia	20-44	2	
						Oct. 15, 1967	John Hadl	vs. Kansas City	17-32	2	
						Nov. 27, 1960	Jack Kemp	vs. Oakland	13-24	2	

Yards	Date	Player	Opponent	Cmp-Att	TD
306	Oct. 21, 2018	Philip Rivers	vs. Tennessee*	19-26	2
* — Played at Wembley Stadium in London, England.					
	Oct. 12, 2008	Philip Rivers	vs. New England	18-27	3
	Sept. 23, 2007	Philip Rivers	at Green Bay	27-36	3
	Oct. 13, 1991	John Friesz	at L.A. Rams	21-33	2
305	Oct. 31, 2010	Philip Rivers	vs. Tennessee	27-36	2
	Sept. 3, 1995	Stan Humphries	at Oakland	23-47	1
	Dec. 24, 1989	Billy Joe Tolliver	vs. Denver	22-48	0
	Oct. 7, 1979	Dan Fouts	at Denver	27-45	0
304	Nov. 29, 1998	Craig Whelihan	vs. Denver	30-53	1

Yards	Date	Player	Opponent	Cmp-Att	TD
303	Sept. 27, 2009	Philip Rivers	vs. Miami	18-33	0
	Jan. 2, 1983	Dan Fouts	vs. L.A. Raiders	18-38	1
	Oct. 25, 1979	Dan Fouts	at Oakland	21-37	2
302	Jan. 3, 2021	Justin Herbert	at Kansas City	22-31	3
	Nov. 3, 1985	Dan Fouts	vs. Denver	23-34	2
	Oct. 4, 1981	Dan Fouts	vs. Seattle	30-41	3
	Oct. 15, 1961	Jack Kemp	at Titans of N.Y.	15-38	0
301	Nov. 1, 2015	Philip Rivers	at Baltimore Ravens	28-37	3
300	Nov. 29, 2015	Philip Rivers	at Jacksonville	29-43	4

REGULAR-SEASON 300-YARD PASSING GAMES BY PLAYER (17 PLAYERS, 186 PERFORMANCES): Philip Rivers (70), Dan Fouts (51), John Hadl (16), Justin Herbert (8), Drew Brees (7), Stan Humphries (6), Jack Kemp (5), Doug Flutie (4), Ed Luther (4), Jim Harbaugh (3), Mark Herrmann (3), Billy Joe Tolliver (3), John Friesz (2), Ryan Leaf (1), Jim McMahon (1), Tobin Rote (1), Craig Whelihan (1).

POSTSEASON 300-YARD PASSING PERFORMANCES

Yards	Date	Player	Opponent	Cmp-Att	TD	Yards	Date	Player	Opponent	Cmp-Att	TD
433	Jan. 2, 1982	Dan Fouts	at Miami (OT)**	33-53	3	331	Jan. 13, 2019	Philip Rivers	at New England**	25-52	3
336	Jan. 11, 1981	Dan Fouts	vs. Oakland***	22-45	2	319	Jan. 8, 2005	Drew Brees	vs. N.Y. Jets (OT)*	31-42	2
333	Dec. 29, 1979	Dan Fouts	vs. Houston Oilers**	25-47	0	314	Jan. 3, 1981	Dan Fouts	vs. Buffalo**	22-37	2
	Jan. 9, 1983	Dan Fouts	at Pittsburgh*	27-42	3	308	Jan. 11, 2009	Philip Rivers	at Pittsburgh**	21-35	3

† — AFL Championship * — AFC Wild Card ** — AFC Divisional *** — AFC Championship

POSTSEASON 300-YARD PASSING GAMES BY PLAYER (3 PLAYERS, 8 PERFORMANCES): Dan Fouts (5), Philip Rivers (2), Drew Brees (1).

300-YARD PASSING PERFORMANCES BY SEASON

Season	Player	Reg. Season	Postseason	Season	Player	Reg. Season	Postseason	Season	Player	Reg. Season	Postseason
1960	Jack Kemp	2	0	1985	Dan Fouts	7	0	2003	Drew Brees	1	0
1961	Jack Kemp	3	0		Mark Herrmann	3	0	2004	Drew Brees	1	1
1963	Tobin Rote	1	0	1986	Dan Fouts	1	0	2005	Drew Brees	2	0
1965	John Hadl	2	0	1987	Dan Fouts	3	0	2006	Philip Rivers	2	0
1966	John Hadl	2	0	1989	Billy Joe Tolliver	2	0	2007	Philip Rivers	2	0
1967	John Hadl	4	0		Jim McMahon	1	0	2008	Philip Rivers	5	1
1968	John Hadl	5	0	1990	Billy Joe Tolliver	1	0	2009	Philip Rivers	5	0
1971	John Hadl	3	0	1991	John Friesz	2	0	2010	Philip Rivers	6	0
1974	Dan Fouts	1	0	1992	Stan Humphries	1	0	2011	Philip Rivers	6	0
1975	Dan Fouts	1	0	1994	Stan Humphries	1	0	2012	Philip Rivers	2	0
1978	Dan Fouts	2	0	1995	Stan Humphries	2	0	2013	Philip Rivers	5	0
1979	Dan Fouts	6	1	1996	Stan Humphries	1	0	2014	Philip Rivers	4	0
1980	Dan Fouts	8	2	1997	Stan Humphries	1	0	2015	Philip Rivers	8	0
1981	Dan Fouts	7	1	1998	Craig Whelihan	1	0	2016	Philip Rivers	6	0
1982	Dan Fouts	5	1	1999	Jim Harbaugh	2	0	2017	Philip Rivers	6	0
1983	Dan Fouts	5	0	2000	Jim Harbaugh	1	0	2018	Philip Rivers	5	0
	Ed Luther	3	0		Ryan Leaf	1	0	2019	Philip Rivers	8	1
1984	Dan Fouts	5	0	2001	Doug Flutie	4	0	2020	Justin Herbert	8	0
	Ed Luther	1	0	2002	Drew Brees	3	0				

REGULAR-SEASON 100-YARD RUSHING PERFORMANCES

Yards	Date	Player	Opponent	Att	TD	Yards	Date	Player	Opponent	Att	TD
243	Dec. 28, 2003	LaDainian Tomlinson	vs. Oakland	31	2	147	Oct. 7, 2007	Michael Turner	at Denver	17	1
220	Dec. 1, 2002	LaDainian Tomlinson	vs. Denver (OT)	37	3		Oct. 3, 2004	LaDainian Tomlinson	vs. Tennessee	10	1
217	Sept. 29, 2002	LaDainian Tomlinson	vs. New England	27	2		Sept. 21, 1969	Dickie Post	at Cincinnati	15	0
	Dec. 18, 1988	Gary Anderson	vs. Kansas City	34	1	146	Dec. 9, 2007	LaDainian Tomlinson	at Tennessee (OT)	26	1
200	Oct. 19, 2003	LaDainian Tomlinson	at Cleveland	26	1	145	Dec. 23, 2001	LaDainian Tomlinson	at Kansas City	27	0
199	Dec. 17, 2006	LaDainian Tomlinson	vs. Kansas City	25	2		Nov. 13, 1988	Gary Anderson	at Atlanta	24	0
198	Oct. 14, 2007	LaDainian Tomlinson	vs. Oakland	24	4		Dec. 3, 1972	Mike Garrett	vs. Oakland	28	0
196	Nov. 6, 2016	Melvin Gordon	vs. Tennessee	32	1	144	Dec. 29, 2013	Ryan Mathews	vs. Kansas City (OT)	24	0
192	Sept. 25, 2005	LaDainian Tomlinson	vs. N.Y. Giants	21	3		Nov. 12, 1978	Lydell Mitchell	vs. Kansas City (OT)	29	0
189	Dec. 24, 1967	Brad Hubbard	vs. N.Y. Jets	15	2	142	Dec. 1, 1974	Don Woods	at N.Y. Jets	25	1
187	Sept. 28, 2003	LaDainian Tomlinson	at Oakland (OT)	28	1	140	Oct. 16, 2005	LaDainian Tomlinson	at Oakland	31	1
184	Nov. 27, 2005	LaDainian Tomlinson	at Washington (OT)	25	3		Sept. 6, 1968	Dickie Post	vs. Cincinnati	16	1
183	Oct. 29, 2006	LaDainian Tomlinson	vs. St. Louis Rams	25	2	138	Sept. 17, 2006	Michael Turner	vs. Tennessee	13	0
	Jan. 2, 2000	Jermaine Fazande	at Denver	30	1	137	Nov. 27, 2011	Ryan Mathews	vs. Denver (OT)	22	0
	Dec. 22, 1963	Paul Lowe	vs. Denver	17	2		Oct. 28, 1960	Paul Lowe	at Boston	8	1
181	Oct. 5, 1997	Gary Brown	at Oakland	36	1	134	Oct. 2, 2005	LaDainian Tomlinson	at New England	25	2
178	Dec. 3, 2006	LaDainian Tomlinson	at Buffalo	28	2	133	Oct. 6, 1974	Don Woods	vs. Philadelphia	21	0
177	Dec. 2, 2007	LaDainian Tomlinson	at Kansas City	23	2	132	Oct. 14, 2018	Melvin Gordon III	at Cleveland	18	3
176	Dec. 17, 1989	Marion Butts	at Kansas City	39	0		Oct. 29, 2017	Melvin Gordon	at New England	14	1
172	Nov. 5, 2006	LaDainian Tomlinson	vs. Cleveland	18	3		Sept. 30, 2007	LaDainian Tomlinson	vs. Kansas City	20	1
170	Dec. 11, 1988	Gary Anderson	vs. Pittsburgh	26	0		Oct. 8, 1972	Mike Garrett	at Baltimore Colts	27	2
169	Oct. 26, 1997	Gary Brown	vs. Indianapolis	28	1	131	Sept. 11, 2006	LaDainian Tomlinson	at Oakland	31	1
166	Sept. 30, 1962	Keith Lincoln	at Oakland	12	1		Dec. 12, 2004	LaDainian Tomlinson	vs. Tampa Bay	25	1
165	Sept. 20, 1998	Natrone Means	at Kansas City	22	1		Dec. 22, 2002	LaDainian Tomlinson	at Kansas City	24	0
164	Nov. 21, 2004	LaDainian Tomlinson	at Oakland	37	1		Sept. 25, 1985	Gary Anderson	at Kansas City	23	1
162	Nov. 9, 2003	LaDainian Tomlinson	vs. Minnesota	16	2	130	Oct. 4, 1998	Natrone Means	at Indianapolis	31	1
161	Sept. 7, 1981	Chuck Muncie	at Cleveland	24	1		Oct. 28, 1973	Mike Garrett	at Cleveland	19	0
	Oct. 13, 1963	Paul Lowe	vs. N.Y. Jets	16	1		Oct. 27, 1963	Keith Lincoln	vs. Oakland	15	1
159	Dec. 2, 1990	Marion Butts	vs. N.Y. Jets	26	2	129	Jan. 2, 1983	Chuck Muncie	vs. L.A. Raiders	26	2
157	Sept. 16, 1979	Clarence Williams	vs. Buffalo	18	4	128	Nov. 25, 1990	Marion Butts	vs. Seattle (OT)	28	0
	Sept. 29, 1974	Don Woods	vs. Miami	18	2		Nov. 23, 1969	Dickie Post	vs. Denver	17	3
	Oct. 3, 1965	Paul Lowe	vs. Houston Oilers	20	0		Sept. 30, 1961	Paul Lowe	at Buffalo	22	1
155	Sept. 24, 1984	Earnest Jackson	at L.A. Raiders	29	1	127	Dec. 12, 2013	Ryan Mathews	at Denver	29	1
154	Oct. 27, 1974	Don Woods	vs. Kansas City	22	1		Nov. 17, 2013	Ryan Mathews	at Miami	19	0
153	Oct. 20, 2002	LaDainian Tomlinson	at Oakland (OT)	39	1		Dec. 27, 1998	Terrell Fletcher	at Arizona	23	0
151	Nov. 16, 1981	Chuck Muncie	at Seattle	20	2		Dec. 3, 1995	Aaron Haden	vs. Cleveland	32	2
	Nov. 3, 1968	Dickie Post	vs. Miami	21	0		Sept. 22, 1985	Lionel James	at Cincinnati	12	1
150	Oct. 18, 1992	Rod Bernstine	vs. Indianapolis	23	2		Oct. 20, 1963	Keith Lincoln	at Kansas City	10	1
149	Nov. 27, 1960	Paul Lowe	vs. Oakland	26	1	126	Dec. 26, 1982	Chuck Muncie	vs. Baltimore Colts	16	0
							Dec. 11, 1966	Paul Lowe	vs. N.Y. Jets	14	2

REGULAR-SEASON 100-YARD RUSHING PERFORMANCES

Yards	Date	Player	Opponent	Att	TD	Yards	Date	Player	Opponent	Att	TD
125	Oct. 9, 2011	Ryan Mathews	at Denver	24	0	108	Nov. 7, 2019	Melvin Gordon III	at Oakland	22	1
	Oct. 9, 1994	Natrone Means	vs. Kansas City	19	1		Nov. 19, 1967	Dickie Post	at Kansas City	18	1
	Nov. 13, 1966	Paul Lowe	vs. Oakland	10	0		Dec. 2, 1962	Gerry McDougall	vs. Oakland	22	2
124	Nov. 18, 1984	Earnest Jackson	vs. Miami (OT)	28	0	107	Dec. 24, 2007	LaDainian Tomlinson	vs. Denver	19	1
	Dec. 7, 1975	Rickey Young	at Kansas City	25	2		Nov. 6, 2005	LaDainian Tomlinson	at N.Y. Jets	25	3
	Sept. 11, 1965	Paul Lowe	vs. Denver	18	1		Dec. 3, 2001	LaDainian Tomlinson	vs. Cincinnati	21	3
123	Dec. 24, 2006	LaDainian Tomlinson	at Seattle	22	0		Sept. 11, 1994	Natrone Means	vs. Cincinnati	21	1
	Oct. 4, 1969	Dickie Post	vs. Cincinnati	19	0	106	Sept. 28, 2008	LaDainian Tomlinson	at Oakland	20	2
122	Dec. 16, 2007	Darren Sproles	vs. Detroit	25	2		Nov. 30, 2003	LaDainian Tomlinson	vs. Kansas City	19	1
	Dec. 6, 1998	Terrell Fletcher	at Washington	34	0		Dec. 14, 1969	Dickie Post	vs. Buffalo	19	2
	Sept. 17, 1995	Natrone Means	at Philadelphia	23	0		Dec. 1, 1968	Russ Smith	at Denver	18	1
121	Sept. 12, 2004	LaDainian Tomlinson	at Houston Texans	26	1		Oct. 22, 1961	Paul Lowe	at Oakland	11	2
	Oct. 14, 1990	Marion Butts	at N.Y. Jets	26	2		Dec. 10, 1960	Paul Lowe	vs. Denver	19	1
	Oct. 20, 1968	Dickie Post	vs. Denver	11	1	105	Oct. 8, 2017	Melvin Gordon	at N.Y. Giants	20	0
	Oct. 1, 1967	Dickie Post	at Buffalo	20	1		Nov. 23, 2014	Ryan Mathews	vs. St. Louis Rams	12	1
120	Jan. 2, 2011	Ryan Mathews	at Denver	26	3		Oct. 26, 2008	LaDainian Tomlinson	at New Orleans*	19	0
	Nov. 10, 2002	LaDainian Tomlinson	at St. Louis Rams	24	1		* - Played at Wembley Stadium in London, England.				
	Oct. 16, 1994	Natrone Means	at New Orleans	26	3		Nov. 19, 2006	LaDainian Tomlinson	at Denver	20	3
	Sept. 18, 1988	Gary Anderson	vs. Seattle	19	1		Sept. 21, 2003	LaDainian Tomlinson	vs. Baltimore Ravens	23	1
119	Dec. 6, 1981	Chuck Muncie	vs. Buffalo	22	1		Nov. 7, 1993	Natrone Means	at Minnesota	17	1
118	Dec. 27, 1993	Natrone Means	vs. Miami	18	3		Dec. 20, 1982	James Brooks	vs. Cincinnati	12	3
	Nov. 1, 1992	Marion Butts	vs. Indianapolis	27	1		Oct. 12, 1975	Don Woods	vs. L.A. Rams (OT)	24	1
	Oct. 13, 1974	Don Woods	vs. Oakland	17	1		Dec. 15, 1974	Don Woods	vs. Denver	24	1
117	Nov. 17, 1974	Don Woods	at Oakland	27	1	104	Sept. 30, 2018	Melvin Gordon III	vs. San Francisco	15	0
116	Dec. 16, 2007	LaDainian Tomlinson	vs. Detroit	15	2		Nov. 12, 2006	LaDainian Tomlinson	at Cincinnati	22	4
	Nov. 3, 1985	Gary Anderson	vs. Denver	22	1		Oct. 30, 1994	Natrone Means	vs. Seattle	26	1
	Oct. 15, 1967	Dickie Post	vs. Kansas City	15	1		Nov. 22, 1992	Marion Butts	vs. Tampa Bay	22	0
115	Dec. 28, 2008	Darren Sproles	vs. Denver	14	1		Dec. 15, 1991	Rod Bernstein	vs. Miami	13	3
	Sept. 24, 1995	Natrone Means	vs. Denver	27	2		Sept. 24, 1972	Mike Garrett	vs. Denver	21	1
	Sept. 10, 1995	Natrone Means	vs. Seattle	26	0		Oct. 13, 1968	Gene Foster	at Oakland	27	1
	Dec. 22, 1980	Chuck Muncie	vs. Pittsburgh	26	1		Sept. 19, 1965	Gene Foster	at Oakland	21	0
	Nov. 9, 1980	Chuck Muncie	vs. Denver	23	0	103	Dec. 8, 2013	Ryan Mathews	vs. N.Y. Giants	29	1
114	Oct. 5, 2014	Branden Oliver	vs. N.Y. Jets	19	1		Nov. 28, 2010	Mike Tolbert	at Indianapolis	26	1
	Dec. 11, 2011	Ryan Mathews	vs. Buffalo	20	0		Dec. 10, 2006	LaDainian Tomlinson	vs. Denver	28	3
	Sept. 8, 2002	LaDainian Tomlinson	at Cincinnati	21	1		Oct. 10, 2004	Jesse Chatman	vs. Jacksonville	11	1
	Dec. 30, 1990	Rod Bernstein	at L.A. Raiders	27	0		Sept. 22, 1991	Rod Bernstein	at Denver	18	0
	Nov. 11, 1990	Marion Butts	vs. Denver	16	0		Sept. 16, 1990	Marion Butts	vs. Cincinnati	18	0
113	Nov. 4, 2018	Melvin Gordon III	at Seattle	16	1	102	Sept. 18, 2016	Melvin Gordon	vs. Jacksonville	24	1
	Dec. 18, 2005	Michael Turner	at Indianapolis	8	1		Oct. 14, 2013	Ryan Mathews	vs. Indianapolis	22	0
	Dec. 5, 2004	LaDainian Tomlinson	vs. Denver	30	2		Oct. 7, 2001	LaDainian Tomlinson	at Cleveland	19	1
	Sept. 9, 2001	LaDainian Tomlinson	vs. Washington	36	2		Nov. 6, 1994	Natrone Means	at Atlanta	25	0
	Nov. 16, 1969	Dickie Post	at Oakland	20	0		Oct. 11, 1981	Chuck Muncie	vs. Minnesota	21	2
112	Dec. 5, 2011	Ryan Mathews	at Jacksonville	13	1		Nov. 26, 1972	Mike Garrett	vs. Houston Oilers	17	0
	Oct. 18, 1998	Natrone Means	vs. Philadelphia	21	1		Dec. 1, 1963	Keith Lincoln	vs. Houston Oilers	13	1
	Sept. 29, 1991	Rod Bernstein	vs. Kansas City	26	1		Nov. 11, 1962	Jacque MacKinnon	vs. Buffalo	17	0
	Nov. 7, 1980	John Cappelletti	at Seattle	16	0	101	Dec. 8, 2019	Austin Ekeler	at Jacksonville	8	0
	Nov. 7, 1965	Paul Lowe	vs. Denver	17	0		Oct. 12, 2014	Branden Oliver	at Oakland	26	1
111	Oct. 30, 2016	Melvin Gordon	at Denver	23	0		Oct. 11, 1998	Natrone Means	at Oakland	37	0
	Nov. 22, 2010	Mike Tolbert	vs. Denver	25	1		Nov. 5, 1978	Lydell Mitchell	vs. Cincinnati	28	0
	Dec. 19, 2004	LaDainian Tomlinson	at Cleveland	26	2		Nov. 17, 1963	Keith Lincoln	at Buffalo	10	1
	Dec. 15, 1975	Rickey Young	vs. N.Y. Jets	21	1	100	Oct. 3, 2010	Mike Tolbert	vs. Arizona	16	1
110	Oct. 20, 2013	Ryan Mathews	at Jacksonville	21	1		Oct. 23, 1994	Natrone Means	vs. Denver	19	0
	Dec. 15, 2002	LaDainian Tomlinson	at Buffalo	28	1		Nov. 2, 1986	Gary Anderson	vs. Kansas City	25	0
	Sept. 12, 1983	Chuck Muncie	at Kansas City	27	1		Sept. 15, 1974	Cid Edwards	at Houston Oilers	16	0
	Oct. 23, 1965	Paul Lowe	at N.Y. Jets	16	2		Nov. 8, 1964	Keith Lincoln	at Denver	20	0
	Nov. 5, 1961	Paul Lowe	vs. Titans of N.Y.	9	1		Sept. 10, 1961	Paul Lowe	at Dallas Texans	13	1
109	Nov. 26, 2006	LaDainian Tomlinson	vs. Oakland	19	2						
	Nov. 16, 1980	Mike Thomas	vs. Kansas City	27	2						
	Dec. 18, 1960	Fred Ford	vs. Titans of N.Y.	7	1						

REGULAR-SEASON 100-YARD RUSHING GAMES BY PLAYER (38 PLAYERS, 193 PERFORMANCES): LaDainian Tomlinson (46), Paul Lowe (15), Natrone Means (15), Ryan Mathews (12), Dickie Post (11), Melvin Gordon III (9), Chuck Muncie (9), Marion Butts (8), Don Woods (8), Gary Anderson (7), Keith Lincoln (6), Rod Bernstein (5), Mike Garrett (5), Mike Tolbert (3), Michael Turner (3), Gary Brown (2), Terrell Fletcher (2), Gene Foster (2), Earnest Jackson (2), Lydell Mitchell (2), Branden Oliver (2), Darren Sproles (2), Rickey Young (2), James Brooks (1), John Cappelletti (1), Jesse Chatman (1), Cid Edwards (1), Austin Ekeler (1), Jermaine Fazande (1), Fred Ford (1), Aaron Hayden (1), Brad Hubbard (1), Lionel James (1), Jacque MacKinnon (1), Gerry McDougall (1), Russ Smith (1), Mike Thomas (1), Clarence Williams (1).

POSTSEASON 100-YARD RUSHING PERFORMANCES

Yards	Date	Player	Opponent	Att	TD	Yards	Date	Player	Opponent	Att	TD
206	Jan. 5, 1964	Keith Lincoln	vs. Boston†	13	1	123	Jan. 14, 2007	LaDainian Tomlinson	vs. New England**	23	2
165	Jan. 1, 1961	Paul Lowe	at Houston Oilers*	21	1	120	Jan. 2, 1982	Chuck Muncie	at Miami**	24	1
139	Jan. 8, 1995	Natrone Means	vs. Miami**	24	1	119	Jan. 2, 1993	Marion Butts	vs. Kansas City*	15	1
126	Jan. 9, 1983	Chuck Muncie	at Pittsburgh*	25	0	105	Jan. 3, 2009	Darren Sproles	vs. Indianapolis*	22	2

† - AFL Championship

* - AFC Wild Card

** - AFC Divisional

*** - AFC Championship

POSTSEASON 100-YARD RUSHING GAMES BY PLAYER (7 PLAYERS, 8 PERFORMANCES): Chuck Muncie (2), Marion Butts (1), Keith Lincoln (1), Paul Lowe (1), Natrone Means (1), Darren Sproles (1), LaDainian Tomlinson (1).

100-YARD RUSHING PERFORMANCES BY SEASON

Season	Player	Reg. Season	Postseason	Season	Player	Reg. Season	Postseason	Season	Player	Reg. Season	Postseason
1960	Paul Lowe	3	1	1980	Chuck Muncie	2	0	2001	LaDainia Tomlinson	4	0
	Fred Ford	1	0		John Capelletti	1	0	2002	LaDainia Tomlinson	7	0
1961	Paul Lowe	4	0		Mike Thomas	1	0	2003	LaDainia Tomlinson	6	0
1962	Keith Lincoln	1	0	1981	Chuck Muncie	4	1	2004	LaDainia Tomlinson	6	0
	Jacque MacKinnon	1	0	1982	Chuck Muncie	2	1		Jesse Chatman	1	0
	Gerry McDougall	1	0		James Brooks	1	0	2005	LaDainia Tomlinson	5	0
1963	Keith Lincoln	4	1	1983	Chuck Muncie	1	0		Michael Turner	1	0
	Paul Lowe	2	0	1984	Ernest Jackson	2	0	2006	LaDainia Tomlinson	10	1
1964	Keith Lincoln	1	0	1985	Gary Anderson	1	0		Michael Turner	1	0
1965	Paul Lowe	4	0		Lionel James	1	0	2007	LaDainia Tomlinson	6	0
	Gene Foster	1	0	1986	Gary Anderson	1	0		Darren Sproles	1	0
1966	Paul Lowe	2	0	1988	Gary Anderson	5	0		Michael Turner	1	0
1967	Dickie Post	3	0	1989	Marion Butts	1	0	2008	LaDainia Tomlinson	2	0
	Brad Hubbard	1	0	1990	Marion Butts	5	0		Darren Sproles	1	1
1968	Dickie Post	3	0		Rod Bernstine	1	0	2010	Mike Tolbert	3	0
	Gene Foster	1	0	1991	Rod Bernstine	3	0	2011	Ryan Mathews	5	0
	Russ Smith	1	0	1992	Marion Butts	2	1	2013	Ryan Mathews	6	0
1969	Dickie Post	5	0		Rod Bernstine	1	0	2014	Branden Oliver	2	0
1972	Mike Garrett	4	0	1993	Natrone Means	2	0		Ryan Mathews	1	0
1973	Mike Garrett	1	0	1994	Natrone Means	6	1	2016	Melvin Gordon	3	0
1974	Don Woods	7	0	1995	Natrone Means	3	0	2017	Melvin Gordon	2	0
	Cid Edwards	1	0		Aaron Hayden	1	0	2018	Melvin Gordon III	3	0
1975	Rickey Young	2	0	1997	Gary Brown	2	0	2019	Austin Ekeler	1	0
	Don Woods	1	0	1998	Natrone Means	4	0		Melvin Gordon III	1	0
1978	Lydell Mitchell	2	0		Terrell Fletcher	2	0				
1979	Clarence Williams	1	0	1999	Jermaine Fzandé	1	0				

REGULAR-SEASON 100-YARD RECEIVING PERFORMANCES

Yards	Date	Player	Opponent	Rec	TD	Yards	Date	Player	Opponent	Rec	TD
260	Dec. 20, 1982	Wes Chandler	vs. Cincinnati	10	2	152	Nov. 17, 2002	Curtis Conway	vs. San Francisco (OT)	7	0
243	Sept. 15, 1985	Wes Chandler	vs. Seattle	13	1		Sept. 18, 1994	Tony Martin	at Seattle	6	1
232	Oct. 20, 1963	Lance Alworth	at Kansas City	9	2		Dec. 10, 1989	Anthony Miller	at Washington	8	1
213	Oct. 10, 2010	Malcom Floyd	at Oakland	8	1	150	Oct. 6, 1985	Wes Chandler	at Seattle	9	2
	Oct. 29, 1967	Lance Alworth	at Oakland	10	1	149	Oct. 13, 1991	Anthony Miller	at L.A. Rams	7	1
211	Sept. 11, 1965	Lance Alworth	vs. Denver	7	1		Oct. 17, 1978	John Jefferson	at Houston Oilers	6	2
210	Nov. 10, 1963	Lance Alworth	at Boston	13	1		Dec. 9, 1973	Jerry LeVias	vs. Denver	5	1
203	Nov. 1, 1964	Lance Alworth	vs. Oakland	8	2		Dec. 20, 1970	Gary Garrison	vs. Kansas City	5	0
194	Nov. 8, 1981	Wes Chandler	vs. Cincinnati	10	2		Oct. 8, 1966	Lance Alworth	at N.Y. Jets	10	1
191	Sept. 7, 1981	Charlie Joiner	at Cleveland	6	0	148	Dec. 2, 2010	Keenan Allen	at Pittsburgh	14	0
188	Sept. 28, 1969	Gary Garrison	vs. N.Y. Jets	10	2		Dec. 4, 2008	Vincent Jackson	vs. Oakland	5	1
185	Nov. 26, 1964	Lance Alworth	vs. Buffalo	4	2		Dec. 7, 2003	LaDainia Tomlinson	at Detroit	9	2
183	Sept. 22, 2019	Keenan Allen	vs. Houston	13	2		Nov. 24, 1996	Tony Martin	at Kansas City	5	2
	Sept. 21, 1968	Lance Alworth	vs. Houston Oilers	8	1	147	Dec. 7, 1969	Lance Alworth	vs. Boston	6	1
182	Oct. 13, 1968	Lance Alworth	at Oakland	9	1		Dec. 4, 1966	Lance Alworth	at Houston Oilers	4	2
181	Oct. 5, 2003	David Boston	at Jacksonville	14	2		Dec. 4, 1965	Lance Alworth	vs. N.Y. Jets	7	2
	Nov. 14, 1965	Lance Alworth	at Kansas City	6	1	146	Sept. 16, 1984	Kellen Winslow	vs. Houston Oilers	10	0
180	Nov. 2, 1963	Lance Alworth	at N.Y. Jets	5	1	145	Nov. 22, 2020	Keenan Allen	vs. N.Y. Jets	16	1
179	Dec. 3, 1984	Bobby Duckworth	vs. Chicago	3	1		Oct. 30, 2005	Antonio Gates	vs. Kansas City	10	3
177	Oct. 23, 1966	Lance Alworth	at Boston	6	2		Dec. 11, 1982	Charlie Joiner	at San Francisco	8	0
175	Dec. 10, 1961	Dave Kocourek	vs. Buffalo	3	1		Oct. 3, 1965	Lance Alworth	vs. Houston Oilers	4	2
172	Nov. 23, 2017	Keenan Allen	at Dallas Cowboys	11	1	144	Oct. 3, 2010	Antonio Gates	vs. Arizona	7	2
	Sept. 18, 2011	Vincent Jackson	at New England	10	2		Dec. 14, 2003	LaDainia Tomlinson	vs. Green Bay	11	2
	Dec. 11, 1994	Tony Martin	vs. San Francisco	9	1		Nov. 19, 2000	Jeff Graham	at Denver	4	2
	Oct. 20, 1968	Jacque MacKinnon	vs. Denver	6	2		Nov. 22, 1981	Kellen Winslow	at Oakland	13	5
171	Dec. 22, 1980	Kellen Winslow	vs. Pittsburgh	10	0	143	Oct. 15, 2000	Curtis Conway	at Buffalo (OT)	7	1
	Oct. 19, 1980	Charlie Joiner	vs. N.Y. Giants	10	1	142	Oct. 25, 2009	Vincent Jackson	at Kansas City	5	1
	Dec. 1, 1968	Lance Alworth	at Denver	9	4		Nov. 7, 1993	Anthony Miller	at Minnesota	7	1
169	Oct. 27, 1968	Lance Alworth	at Kansas City	6	0		Oct. 4, 1992	Anthony Miller	vs. Seattle	9	2
	Nov. 19, 1961	Dave Kocourek	vs. Dallas Texans	7	1		Nov. 3, 1974	Harrison Davis	vs. Cleveland	4	1
168	Dec. 17, 1995	Tony Martin	at Indianapolis	10	2		Oct. 22, 1967	Lance Alworth	at Denver	5	1
	Nov. 10, 1985	Lionel James	vs. L.A. Raiders (OT)	11	1		Oct. 23, 1965	Lance Alworth	at N.Y. Jets	7	1
	Oct. 21, 1979	Charlie Joiner	at L.A. Rams	7	0	141	Nov. 6, 2011	Vincent Jackson	vs. Green Bay	7	3
	Oct. 10, 1965	Lance Alworth	at Buffalo	8	2		Sept. 20, 2009	Vincent Jackson	vs. Baltimore Ravens	6	1
	Nov. 15, 1964	Lance Alworth	at Kansas City	5	1		Nov. 28, 1999	Jeff Graham	at Minnesota	6	0
167	Dec. 6, 2009	Antonio Gates	at Cleveland	8	0	140	Oct. 23, 2016	Tyrell Williams	at Atlanta (OT)	7	0
166	Sept. 13, 2015	Keenan Allen	vs. Detroit	15	0		Jan. 3, 2010	Malcom Floyd	vs. Washington	9	0
	Sept. 13, 1981	Charlie Joiner	vs. Detroit	7	0		Dec. 6, 1987	Wes Chandler	at Houston Oilers	10	0
165	Nov. 20, 2011	Vincent Jackson	at Chicago	7	1		Sept. 23, 1962	Dave Kocourek	vs. Houston Oilers	5	0
	Oct. 18, 1970	Gary Garrison	at Chicago	8	2	139	Nov. 23, 2003	David Boston	vs. Cincinnati	9	2
164	Nov. 30, 1980	John Jefferson	vs. Philadelphia	8	0	138	Oct. 1, 2017	Keenan Allen	vs. Philadelphia	5	0
163	Sept. 10, 1995	Tony Martin	vs. Seattle	13	1		Sept. 22, 1996	Tony Martin	at Oakland	10	3
	Oct. 5, 1968	Gary Garrison	at N.Y. Jets	6	2		Jan. 2, 1983	Wes Chandler	vs. L.A. Raiders	6	1
162	Sept. 17, 1989	Anthony Miller	vs. Houston Oilers	7	2	137	Sept. 16, 1990	Anthony Miller	vs. Cincinnati	9	0
	Dec. 11, 1983	Kellen Winslow	vs. Kansas City	14	3		Oct. 14, 1979	John Jefferson	vs. Seattle	9	2
	Oct. 31, 1971	Gary Garrison	vs. N.Y. Jets	6	1		Oct. 5, 1968	Lance Alworth	at N.Y. Jets	8	1
160	Oct. 26, 1980	John Jefferson	at Dallas Cowboys	8	1	136	Sept. 29, 2013	Keenan Gates	vs. Dallas Cowboys	10	1
	Dec. 19, 1965	Lance Alworth	vs. Oakland	5	1	135	Sept. 28, 2014	Keenan Allen	vs. Jacksonville	10	0
	Oct. 7, 1961	Dave Kocourek	at Boston	3	1		Oct. 12, 1980	Charlie Joiner	at Oakland	8	0
159	Nov. 19, 2017	Keenan Allen	vs. Buffalo	12	2	134	Nov. 11, 2012	Danario Alexander	at Tampa Bay	5	1
157	Oct. 18, 2015	Keenan Allen	at Green Bay	14	0		Oct. 12, 2008	Vincent Jackson	vs. New England	5	1
	Oct. 7, 1984	Kellen Winslow	at Green Bay	15	0		Sept. 25, 1983	Wes Chandler	vs. Cleveland (OT)	6	2
156	Dec. 30, 2001	Curtis Conway	vs. Seattle	11	1		Sept. 26, 1976	Charlie Joiner	vs. St. Louis Cardinals	5	1
	Dec. 10, 1972	Gary Garrison	at Denver	10	1		Oct. 2, 1966	Gene Foster	vs. Miami	6	2
	Dec. 18, 1966	Lance Alworth	vs. Kansas City	8	1	133	Dec. 31, 2017	Keenan Allen	vs. Oakland	9	1
155	Sept. 28, 1997	Tony Martin	vs. Baltimore Ravens	4	3		Sept. 27, 2015	Keenan Allen	at Minnesota	12	2
	Dec. 4, 1978	John Jefferson	vs. Chicago	7	1		Sept. 9, 1984	Pete Holohan	at Seattle	6	0
154	Dec. 8, 1985	Wes Chandler	vs. Pittsburgh	5	2						
153	Nov. 2, 1980	Kellen Winslow	at Cincinnati	9	1						

COMMUNITY

FRONT OFFICE

VETERANS

DRAFT PICKS & FREE AGENTS

2020 IN REVIEW

BIG DAYS

GENERAL INFORMATION

REGULAR-SEASON 100-YARD RECEIVING PERFORMANCES

Yards	Date	Player	Opponent	Rec	TD	Yards	Date	Player	Opponent	Rec	TD
132	Sept. 27, 2020	Keenan Allen	vs. Carolina	13	1	117	Dec. 1, 2019	Mike Williams	at Denver	5	0
	Dec. 10, 2017	Tyrell Williams	vs. Washington	4	1		Oct. 9, 2016	Travis Benjamin	at Oakland	7	0
	Nov. 6, 2005	Antonio Gates	at N.Y. Jets	8	0		Oct. 9, 2016	Tyrell Williams	at Oakland	5	1
	Dec. 3, 1995	Tony Martin	vs. Cleveland	9	1		Oct. 6, 2013	Vincent Brown	at Oakland	7	0
	Sept. 14, 1980	Kellen Winslow	vs. Oakland (OT)	9	1		Oct. 17, 2010	Patrick Crayton	at St. Louis Rams	6	0
131	Oct. 20, 1968	Lance Alworth	vs. Denver	4	1		Dec. 14, 2003	Antonio Gates	vs. Green Bay	5	0
130	Nov. 12, 1978	John Jefferson	vs. Kansas City (OT)	7	2		Oct. 14, 2001	Curtis Conway	at New England (OT)	4	0
129	Dec. 29, 2002	Stephen Alexander	vs. Seattle (OT)	8	1		Nov. 20, 1983	Kellen Winslow	at St. Louis Cardinals	5	1
	Oct. 13, 2002	Curtis Conway	vs. Kansas City	8	0		Sept. 30, 1973	Gary Garrison	vs. Cincinnati	4	0
	Oct. 25, 1992	Anthony Miller	vs. Denver	6	1	116	Dec. 18, 1994	Tony Martin	at N.Y. Jets	3	2
	Nov. 5, 1989	Anthony Miller	vs. Philadelphia	5	2		Dec. 16, 1990	Ronnie Harmon	at Denver	8	0
128	Nov. 3, 2013	Keenan Allen	at Washington (OT)	8	1		Oct. 15, 1989	Anthony Miller	vs. Seattle	7	0
	Sept. 6, 1998	Bryan Still	vs. Buffalo	6	1		Dec. 13, 1987	Wes Chandler	vs. Pittsburgh	7	0
	Nov. 3, 1996	Tony Martin	at Indianapolis	6	1		Dec. 20, 1982	Kellen Winslow	vs. Cincinnati	6	0
	Dec. 15, 1968	Gary Garrison	vs. Oakland	4	0		Sept. 22, 1974	Gary Garrison	at Cincinnati	8	0
127	Jan. 1, 2012	Malcom Floyd	at Oakland	7	1	115	Oct. 7, 2017	Tyrell Williams	vs. Philadelphia	5	1
	Nov. 9, 1980	Charlie Joiner	vs. Denver	9	0		Sept. 18, 2016	Travis Benjamin	vs. Jacksonville	6	2
	Dec. 11, 1966	Lance Alworth	vs. N.Y. Jets	7	0		Oct. 6, 2013	Keenan Allen	at Oakland	6	1
	Nov. 25, 1965	Lance Alworth	vs. Buffalo	7	0		Sept. 2, 1984	Bobby Duckworth	at Minnesota	4	0
126	Dec. 6, 1981	Kellen Winslow	vs. Buffalo	6	1		Sept. 8, 1983	Eric Sievers	at Seattle	6	2
	Nov. 11, 1962	Dave Kocourek	vs. Buffalo	7	1		Oct. 7, 1979	Charlie Joiner	at Denver	7	0
125	Oct. 25, 2020	Keenan Allen	vs. Jacksonville	10	0		Dec. 24, 1967	Gary Garrison	vs. N.Y. Jets	8	0
	Nov. 13, 2016	Tyrell Williams	vs. Miami	5	1	114	Dec. 12, 1999	Jeff Graham	at Seattle	9	0
	Dec. 11, 1982	Wes Chandler	at San Francisco	7	3		Dec. 9, 1995	Mark Seay	vs. Arizona	7	2
	Oct. 4, 1969	Lance Alworth	vs. Cincinnati	8	0		Oct. 12, 1980	John Jefferson	at Oakland	5	1
	Nov. 12, 1967	Lance Alworth	vs. Miami	4	1		Nov. 22, 1970	Gary Garrison	at Oakland	6	2
	Nov. 4, 1962	Jerry Robinson	vs. Denver	3	1		Oct. 6, 1963	Lance Alworth	at Denver	4	1
124	Nov. 4, 2018	Keenan Allen	at Seattle	6	0	113	Oct. 7, 2007	Antonio Gates	at Denver	7	1
	Nov. 24, 2013	Keenan Allen	at Kansas City	9	0		Sept. 23, 2007	Antonio Gates	at Green Bay	11	0
	Sept. 15, 2013	Antonio Gates	at Philadelphia	8	0		Sept. 15, 2002	Curtis Conway	vs. Houston Texans	5	1
	Oct. 4, 2009	Antonio Gates	at Pittsburgh	9	2		Dec. 24, 2000	Jeff Graham	vs. Pittsburgh	5	1
	Sept. 20, 2009	Darren Sproles	vs. Baltimore Ravens	7	1		Oct. 15, 2000	Jeff Graham	at Buffalo (OT)	9	1
	Nov. 10, 1991	Anthony Miller	vs. Seattle	5	0		Dec. 26, 1999	Jeff Graham	vs. Oakland	3	1
	Dec. 15, 1985	Wes Chandler	vs. Philadelphia	5	0		Nov. 11, 1996	Tony Martin	vs. Detroit	8	1
	Oct. 25, 1981	Charlie Joiner	at Chicago (OT)	5	1		Dec. 21, 1986	Wes Chandler	at Cleveland	6	1
	Oct. 25, 1970	Lance Alworth	vs. Houston Oilers	2	1		Nov. 20, 1986	Gary Anderson	vs. L.A. Raiders (OT)	7	0
	Oct. 9, 1964	Lance Alworth	at Boston	8	2		Dec. 13, 1980	John Jefferson	vs. Seattle	8	1
	Oct. 28, 1960	Ralph Anderson	at Boston	6	1		Oct. 18, 1964	Dave Kocourek	vs. Denver	4	1
123	Sept. 8, 2019	Keenan Allen	vs. Indianapolis	8	1	112	Dec. 8, 2019	Austin Ekeler	at Jacksonville	4	1
	Oct. 31, 2010	Antonio Gates	vs. Tennessee	5	1		Dec. 16, 2010	Vincent Jackson	vs. San Francisco	5	3
	Dec. 11, 2005	Antonio Gates	vs. Miami	13	1		Dec. 13, 1981	Wes Chandler	at Tampa Bay	8	0
	Sept. 11, 2005	Keenan McCardell	vs. Dallas Cowboys	9	2		Oct. 21, 1979	John Jefferson	at L.A. Rams	3	1
	Sept. 12, 2004	Antonio Gates	at Houston Texans	8	0		Sept. 26, 1964	Don Norton	at Buffalo	4	0
	Oct. 3, 1993	Anthony Miller	at Seattle	10	1	111	Nov. 3, 2019	Mike Williams	vs. Green Bay	3	0
	Nov. 25, 1979	Charlie Joiner	vs. Kansas City	9	1		Dec. 10, 2017	Keenan Allen	vs. Washington	6	0
	Oct. 16, 1966	Keith Lincoln	at Buffalo	5	1		Nov. 7, 2010	Seyi Ajirotutu	at Houston Texans	4	2
	Dec. 4, 1960	Dave Kocourek	at Oakland	6	0		Dec. 21, 2008	Vincent Jackson	at Tampa Bay	7	0
122	Sept. 20, 1970	Gary Garrison	vs. Baltimore Colts	3	2		Nov. 11, 2001	Curtis Conway	at Denver	3	1
	Dec. 14, 1969	Lance Alworth	vs. Buffalo	7	1		Oct. 29, 2000	Freddie Jones	vs. Oakland	10	2
121	Nov. 30, 2014	Keenan Allen	at Baltimore Ravens	11	2		Nov. 29, 1981	Wes Chandler	vs. Denver	4	0
	Nov. 5, 1995	Tony Martin	vs. Miami	7	1		Oct. 16, 1977	Don Woods	vs. New England	8	0
	Nov. 28, 1982	Charlie Joiner	vs. Denver	7	0		Oct. 3, 1971	Billy Parks	at Pittsburgh	8	1
	Sept. 29, 1968	Gary Garrison	at Cincinnati	5	2		Nov. 27, 1966	Lance Alworth	at Denver	6	2
	Sept. 24, 1967	Lance Alworth	vs. Houston Oilers	10	1		Oct. 27, 1963	Jacque MacKinnon	vs. Oakland	3	1
120	Oct. 15, 1961	Don Norton	at Titans of N.Y.	5	0	110	Sept. 13, 2010	Legedu Naanee	vs. Kansas City	5	1
	Oct. 2, 2016	Dontrelle Inman	vs. New Orleans	7	1		Oct. 3, 2004	Reche Caldwell	vs. Tennessee	3	1
	Dec. 13, 2009	Vincent Jackson	at Dallas Cowboys	7	0		Dec. 9, 2001	Jeff Graham	at Philadelphia	5	2
	Sept. 27, 2009	Vincent Jackson	vs. Miami	5	0		Dec. 27, 1993	Anthony Miller	vs. Miami	7	2
	Oct. 28, 2001	Curtis Conway	vs. Buffalo	9	0		Nov. 15, 1992	Anthony Miller	at Cleveland	7	1
	Sept. 3, 1995	Shawn Jefferson	at Oakland	6	1		Oct. 11, 1987	Al Williams	at Tampa Bay	5	0
	Dec. 26, 1982	Kellen Winslow	vs. Baltimore Colts	7	3		Nov. 30, 1986	Wes Chandler	at Indianapolis	5	1
	Sept. 12, 1982	Wes Chandler	at Denver	4	0		Dec. 8, 1985	Charlie Joiner	vs. Pittsburgh	6	0
	Nov. 19, 1961	Don Norton	vs. Dallas Texans	6	0		Sept. 4, 1983	Bobby Duckworth	vs. N.Y. Jets	4	1
119	Nov. 27, 2016	Dontrelle Inman	at Houston Texans	6	1		Oct. 26, 1980	Kellen Winslow	at Dallas Cowboys	5	2
	Sept. 11, 1994	Mark Seay	vs. Cincinnati	8	2		Sept. 14, 1980	John Jefferson	at Oakland (OT)	9	2
	Jan. 2, 1994	Anthony Miller	at Tampa Bay	7	1		Oct. 22, 1978	Charlie Joiner	at Detroit	5	1
	Sept. 12, 1993	Nate Lewis	at Denver	10	1		Dec. 3, 1961	Don Norton	at Houston Oilers	6	2
	Nov. 18, 1984	Eric Sievers	vs. Miami (OT)	12	2	109	Oct. 12, 2020	Mike Williams	at New Orleans	5	2
	Nov. 4, 1984	Charlie Joiner	at Indianapolis	9	1		Sept. 16, 2012	Malcom Floyd	vs. Tennessee	6	0
	Sept. 24, 1984	Kellen Winslow	at L.A. Raiders	9	1		Sept. 26, 2010	Antonio Gates	at Seattle	7	1
	Nov. 3, 1974	Don Woods	vs. Cleveland	3	2		Nov. 12, 2006	Malcom Floyd	at Cincinnati	5	1
	Oct. 22, 1972	Gary Garrison	at Detroit	7	2		Dec. 7, 1997	Eric Metcalf	vs. Atlanta	8	0
	Nov. 23, 1967	Gary Garrison	vs. Denver	4	0		Oct. 25, 1979	John Jefferson	at Oakland	4	1
	Oct. 2, 1966	Lance Alworth	vs. Miami	6	2		Dec. 1, 1974	Gary Garrison	at N.Y. Jets	4	1
	Sept. 12, 1964	Lance Alworth	vs. Houston Oilers	6	1		Sept. 21, 1969	Gary Garrison	at Cincinnati	3	0
	Dec. 8, 1963	Don Norton	at Oakland	6	1		Oct. 17, 1965	Lance Alworth	at Boston	3	1
	Nov. 27, 1960	Don Norton	vs. Oakland	4	1		Nov. 20, 1960	Ralph Anderson	vs. Buffalo	7	1
118	Oct. 20, 2019	Austin Ekeler	at Tennessee	7	1	108	Jan. 3, 2021	Mike Williams	at Kansas City	6	0
	Oct. 21, 2018	Tyrell Williams	vs. Tennessee*	4	1		Nov. 18, 2019	Austin Ekeler	vs. Kansas City*	8	0
	* — Played at Wembley Stadium in London, England.										
	Oct. 14, 2018	Tyrell Williams	at Cleveland	3	2		Sept. 9, 2018	Keenan Allen	vs. Kansas City	8	1
	Nov. 29, 2009	Antonio Gates	vs. Kansas City	7	2		Oct. 7, 2012	Antonio Gates	at New Orleans	5	0
	Dec. 12, 2004	Eric Parker	vs. Tampa Bay	6	1		Dec. 5, 2011	Malcom Floyd	at Jacksonville	4	1
	Nov. 19, 2000	Curtis Conway	at Denver	4	1		Oct. 2, 2011	Vincent Jackson	vs. Miami	3	1
	Oct. 13, 1985	Charlie Joiner	vs. Kansas City	6	1		Dec. 20, 2009	Vincent Jackson	vs. Cincinnati	5	2
	Sept. 22, 1985	Lionel James	at Cincinnati	5	1		Oct. 2, 2005	Antonio Gates	at New England	6	0
	Dec. 26, 1982	Wes Chandler	vs. Baltimore Colts	4	2		Sept. 25, 1983	Kellen Winslow	vs. Cleveland (OT)	8	0
	Nov. 22, 1982	Wes Chandler	at L.A. Raiders	7	0		Dec. 4, 1977	Larry Dorsey	vs. Cleveland	4	1
							Oct. 10, 1976	Charlie Joiner	vs. Oakland	5	0
							Nov. 9, 1975	Gary Garrison	vs. New England	7	1
							Oct. 15, 1967	Gary Garrison	vs. Kansas City	4	0

REGULAR-SEASON 100-YARD RECEIVING PERFORMANCES

Yards	Date	Player	Opponent	Rec	TD	Yards	Date	Player	Opponent	Rec	TD
107	Oct. 14, 2013	Keenan Allen	vs. Indianapolis	9	1	104	Nov. 23, 2014	Keenan Allen	vs. St. Louis Rams	6	1
	Oct. 31, 2011	Malcom Floyd	at Kansas City (OT)	5	0		Dec. 10, 2006	Antonio Gates	vs. Denver	7	2
	Sept. 9, 2007	Antonio Gates	vs. Chicago	9	1		Sept. 27, 1998	Bryan Still	vs. N.Y. Giants	8	0
	Oct. 21, 2001	Jeff Graham	vs. Denver	7	2		Oct. 25, 1992	Derrick Walker	vs. Denver	4	1
	Oct. 1, 2000	Jeff Graham	at St. Louis Rams	7	0		Nov. 19, 1989	Anthony Miller	at Pittsburgh	7	2
	Nov. 24, 1985	Kellen Winslow	at Houston Oilers	7	0		Dec. 9, 1979	John Jefferson	at New Orleans	5	1
	Oct. 21, 1984	Kellen Winslow	vs. L.A. Raiders	8	1	103	Nov. 8, 2020	Keenan Allen	vs. Las Vegas	9	1
	Nov. 28, 1982	Kellen Winslow	vs. Denver	8	3		Oct. 12, 2014	Malcom Floyd	at Oakland	5	1
	Oct. 19, 1980	John Jefferson	vs. N.Y. Giants	5	1		Nov. 1, 2009	Vincent Jackson	vs. Oakland	8	1
	Oct. 25, 1979	Charlie Joiner	at Indianapolis	9	0		Dec. 26, 2004	Eric Parker	at Indianapolis (OT)	7	1
	Oct. 10, 1965	Don Norton	at Buffalo	6	0		Dec. 12, 1993	Anthony Miller	vs. Green Bay	8	0
	Oct. 19, 1962	Don Norton	at Boston	4	0		Nov. 27, 1983	Kellen Winslow	vs. Denver	6	2
106	Dec. 1, 2013	Keenan Allen	vs. Cincinnati	8	0		Oct. 31, 1983	Wes Chandler	vs. Washington	4	1
	Jan. 1, 2012	Antonio Gates	at Oakland	5	1		Sept. 7, 1980	John Jefferson	at Seattle	6	2
	Sept. 4, 1983	Charlie Joiner	vs. N.Y. Jets	5	1		Dec. 2, 1979	John Jefferson	vs. Atlanta	5	0
	Dec. 6, 1981	Charlie Joiner	vs. Buffalo	7	0		Oct. 11, 1969	Gary Garrison	at Miami	4	2
	Nov. 16, 1981	Kellen Winslow	at Seattle	7	0		Nov. 17, 1968	Jacque MacKinnon	at Buffalo	3	2
	Sept. 27, 1981	Kellen Winslow	at Denver	10	1		Oct. 29, 1961	Don Norton	vs. Denver	5	1
	Nov. 18, 1979	John Jefferson	vs. Pittsburgh	5	1		Sept. 10, 1960	Ralph Anderson	vs. Dallas Texans	5	1
	Oct. 17, 1976	Charlie Joiner	vs. Houston Oilers	2	1	102	Sept. 9, 2018	Melvin Gordon III	vs. Kansas City	9	0
	Oct. 23, 1971	Gary Garrison	vs. Buffalo	4	0		Sept. 15, 2013	Malcom Floyd	at Philadelphia	5	0
	Oct. 1, 1967	Willie Frazier	at Buffalo	5	1		Dec. 2, 2012	Danario Alexander	vs. Cincinnati	6	0
	Oct. 3, 1965	Don Norton	vs. Boston	5	0		Dec. 21, 2003	Kassim Osgood	at Pittsburgh	4	1
105	Dec. 3, 2017	Keenan Allen	vs. Cleveland	10	1		Jan. 2, 2000	Jeff Graham	at Denver	6	0
	Sept. 24, 2017	Travis Benjamin	vs. Kansas City	5	0		Nov. 27, 1983	Charlie Joiner	vs. Denver	7	0
	Sept. 28, 2014	Eddie Royal	vs. Jacksonville	5	2		Nov. 8, 1981	Dwight Scales	vs. Cincinnati	3	0
	Nov. 22, 2010	Patrick Crayton	vs. Denver	3	1		Oct. 19, 1980	Kellen Winslow	vs. N.Y. Giants	6	0
	Nov. 25, 2007	Antonio Gates	vs. Baltimore Ravens	6	2	101	Nov. 21, 2004	Antonio Gates	at Oakland	8	1
	Oct. 17, 1993	Anthony Miller	vs. Kansas City	6	1		Oct. 8, 2000	Reggie Jones	vs. Denver	7	0
	Nov. 1, 1992	Anthony Miller	vs. Indianapolis	6	0		Dec. 11, 1982	Kellen Winslow	at San Francisco	9	0
	Dec. 10, 1989	Wayne Walker	at Washington	7	1		Sept. 6, 1968	Gary Garrison	vs. Cincinnati	5	0
	Dec. 14, 1986	Kellen Winslow	vs. Seattle	8	1		Nov. 6, 1966	Lance Alworth	at Kansas City	6	2
	Nov. 25, 1984	Wes Chandler	at Pittsburgh	4	1		Dec. 6, 1964	Lance Alworth	vs. N.Y. Jets	3	1
	Nov. 22, 1982	Kellen Winslow	at L.A. Raiders	8	0	100	Oct. 13, 2019	Hunter Henry	vs. Pittsburgh	8	2
	Oct. 3, 1976	Charlie Joiner	at Denver	5	0		Sept. 17, 2017	Keenan Allen	vs. Miami	9	0
	Oct. 17, 1971	Gary Garrison	at Denver	4	1		Oct. 9, 2011	Malcom Floyd	at Denver	3	1
	Sept. 9, 1967	Willie Frazier	vs. Boston	5	2		Nov. 9, 1997	Tony Martin	vs. Seattle	5	2
	Dec. 4, 1960	Don Norton	at Oakland	7	1		Oct. 14, 1990	Anthony Miller	at N.Y. Jets	5	1
	Nov. 13, 1960	Dave Kocourek	vs. Houston Oilers	7	0		Sept. 13, 1987	Lionel James	at Kansas City	6	0
							Oct. 1, 1972	Cid Edwards	at Oakland	6	0
							Nov. 24, 1968	Gene Foster	vs. N.Y. Jets	8	0
							Dec. 17, 1961	Luther Hayes	vs. Boston	3	0

REGULAR-SEASON 100-YARD RECEIVING GAMES BY PLAYER (67 PLAYERS, 374 PERFORMANCES): Lance Alworth (41), Keenan Allen (27), Kellen Winslow (24), Gary Garrison (23), Charlie Joiner (23), Antonio Gates (21), Wes Chandler (20), Anthony Miller (19), John Jefferson (16), Vincent Jackson (14), Tony Martin (13), Malcom Floyd (11), Don Norton (11), Jeff Graham (10), Curtis Conway (9), Dave Kocourek (8), Tyrell Williams (7), Mike Williams (4), Ralph Anderson (3), Travis Benjamin (3), Bobby Duckworth (3), Austin Ekeler (3), Lionel James (3), Jacque MacKinnon (3), Danario Alexander (2), David Boston (2), Patrick Crayton (2), Gene Foster (2), Willie Frazier (2), Dontrelle Inman (2), Eric Parker (2), Mark Seay (2), Eric Sievers (2), Bryan Still (2), LaDainian Tomlinson (2), Don Woods (2), Seyi Ajirotutu (1), Stephen Alexander (1), Gary Anderson (1), Vincent Brown (1), Reche Caldwell (1), Harrison Davis (1), Larry Dorsey (1), Cid Edwards (1), Melvin Gordon III (1), Ronnie Harmon (1), Luther Hayes (1), Hunter Henry (1), Pete Holohan (1), Shawn Jefferson (1), Freddie Jones (1), Reggie Jones (1), Jerry LeVias (1), Nate Lewis (1), Keith Lincoln (1), Keenan McCardell (1), Eric Metcalf (1), Legedu Naanee (1), Kassim Osgood (1), Billy Parks (1), Jerry Robinson (1), Eddie Royal (1), Dwight Scales (1), Darren Sproles (1), Derrick Walker (1), Wayne Walker (1), Al Williams (1).

POSTSEASON 100-YARD RECEIVING PERFORMANCES

Yards	Date	Player	Opponent	Rec	TD	Yards	Date	Player	Opponent	Rec	TD
166	Jan. 2, 1982	Kellen Winslow	at Miami**	13	1	121	Jan. 6, 2008	Chris Chambers	vs. Tennessee ^a	6	0
142	Jan. 12, 2014	Keenan Allen	at Denver**	6	2	114	Jan. 6, 2010	Vincent Jackson	vs. Tennessee ^a	5	1
133	Dec. 31, 1995	Ronnie Harmon	vs. Indianapolis ^a	10	0	111	Jan. 17, 2008	Vincent Jackson	vs. N.Y. Jets**	7	0
130	Jan. 11, 1981	Charlie Joiner	vs. Oakland***	6	2	108	Jan. 2, 1982	Charlie Joiner	at Miami**	7	0
124	Jan. 9, 1983	Wes Chandler	at Pittsburgh*	9	0	106	Jan. 2, 1982	Wes Chandler	at Miami**	6	0
123	Jan. 5, 1964	Keith Lincoln	vs. Boston*	7	1	102	Jan. 9, 1983	Kellen Winslow	at Pittsburgh**	7	2
	Dec. 24, 1961	Dave Kocourek	vs. Houston Oilers*	7	0		Jan. 3, 1981	John Jefferson	vs. Buffalo**	7	0

[†] — AFL Championship

^{*} — AFC Wild Card

^{**} — AFC Divisional

^{***} — AFC Championship

POSTSEASON 100-YARD RECEIVING GAMES BY PLAYER (10 PLAYERS, 14 PERFORMANCES): Wes Chandler (2), Vincent Jackson (2), Charlie Joiner (2), Kellen Winslow (2), Keenan Allen (1), Chris Chambers (1), Ronnie Harmon (1), John Jefferson (1), Dave Kocourek (1), Keith Lincoln (1).

COMMUNITY

FRONT OFFICE

VETERANS

DRAFT PICKS
& FREE AGENTS

2020 IN
REVIEW

BIG DAYS

GENERAL
INFORMATION

100-YARD RECEIVING PERFORMANCES BY SEASON

Season	Player	Reg. Season	Postseason	Season	Player	Reg. Season	Postseason	Season	Player	Reg. Season	Postseason
1960	Ralph Anderson	3	0	1982	Wes Chandler	6	1	2004	Antonio Gates	2	0
	Dave Kocourek	2	0		Kellen Winslow	5	1		Eric Parker	2	0
	Don Norton	2	0		Charlie Joiner	2	0		Reche Caldwell	1	0
1961	Don Norton	4	0	1983	Kellen Winslow	4	0	2005	Antonio Gates	4	0
	Dave Kocourek	3	1		Wes Chandler	2	0		Keenan McDardell	1	0
	Luther Hayes	1	0		Charlie Joiner	2	0	2006	Malcom Floyd	1	0
1962	Dave Kocourek	2	0		Bobby Duckworth	1	0		Antonio Gates	1	0
	Don Norton	1	0		Eric Sievers	1	0	2007	Antonio Gates	4	0
	Jerry Robinson	1	0	1984	Kellen Winslow	4	0		Chris Chambers	1	0
1963	Lance Alworth	4	0		Bobby Duckworth	2	0		Vincent Jackson	1	0
	Jacque MacKinnon	1	0		Wes Chandler	1	0	2008	Vincent Jackson	3	0
	Don Norton	1	0		Pete Holohan	1	0	2009	Vincent Jackson	6	1
	Keith Lincoln	0	1		Charlie Joiner	1	0		Antonio Gates	3	0
1964	Lance Alworth	6	0		Eric Sievers	1	0		Malcom Floyd	1	0
	Dave Kocourek	1	0	1985	Wes Chandler	4	0	2010	Darren Sproles	1	0
	Don Norton	1	0		Lionel James	2	0		Antonio Gates	3	0
1965	Lance Alworth	9	0		Charlie Joiner	2	0		Patrick Crayton	2	0
	Don Norton	2	0		Kellen Winslow	1	0		Seyi Ajirrotutu	1	0
1966	Lance Alworth	8	0	1986	Wes Chandler	2	0		Malcom Floyd	1	0
	Gene Foster	1	0		Gary Anderson	1	0		Vincent Jackson	1	0
	Keith Lincoln	1	0		Kellen Winslow	1	0		Legedu Naanee	1	0
1967	Lance Alworth	4	0	1987	Wes Chandler	2	0	2011	Malcom Floyd	4	0
	Gary Garrison	3	0		Lionel James	1	0		Vincent Jackson	4	0
	Willie Frazier	2	0		Al Williams	1	0		Antonio Gates	1	0
1968	Lance Alworth	6	0	1989	Anthony Miller	5	0	2012	Danario Alexander	2	0
	Gary Garrison	4	0		Wayne Walker	1	0		Malcom Floyd	2	0
	Jacque MacKinnon	2	0	1990	Anthony Miller	2	0	2013	Keenan Allen	5	1
	Gene Foster	1	0		Ronnie Harmon	1	0		Antonio Gates	2	0
1969	Lance Alworth	3	0	1991	Anthony Miller	2	0		Vincent Brown	1	0
	Gary Garrison	3	0		Anthony Miller	4	0		Malcom Floyd	1	0
1970	Gary Garrison	4	0		Derrick Walker	1	0	2014	Keenan Allen	3	0
	Lance Alworth	1	0	1993	Anthony Miller	6	0		Malcom Floyd	1	0
1971	Gary Garrison	3	0		Nate Lewis	1	0		Eddie Royal	1	0
	Billy Parks	1	0	1994	Tony Marton	3	0	2015	Keenan Allen	3	0
1972	Gary Garrison	2	0		Mark Seay	1	0	2016	Tyrell Williams	3	0
	Cid Edwards	1	0	1995	Tony Martin	4	0		Travis Benjamin	2	0
1973	Gary Garrison	1	0		Shawn Jefferson	1	0		Dontrelle Inman	2	0
	Jerry LeVias	1	0		Mark Seay	1	0	2017	Keenan Allen	7	0
1974	Gary Garrison	2	0		Ronnie Harmon	0	1		Tyrell Williams	2	0
	Harrison Davis	1	0	1996	Tony Martin	4	0		Travis Benjamin	1	0
	Don Woods	1	0	1997	Tony Martin	2	0	2018	Keenan Allen	3	0
1975	Gary Garrison	1	0		Eric Metcalf	1	0		Tyrell Williams	2	0
1976	Charlie Joiner	4	0	1998	Bryan Still	2	0		Melvin Gordon III	1	0
1977	Larry Dorsey	1	0	1999	Jeff Graham	4	0	2019	Austin Ekeler	3	0
	Don Woods	1	0	2000	Jeff Graham	4	0		Keenan Allen	2	0
1978	John Jefferson	3	0		Curtis Conway	2	0		Mike Williams	2	0
	Charlie Joiner	1	0		Freddie Jones	1	0		Hunter Henry	1	0
1979	John Jefferson	6	0		Reggie Jones	1	0	2020	Keenan Allen	4	0
	Charlie Joiner	4	0	2001	Curtis Conway	4	0		Mike Williams	2	0
1980	John Jefferson	7	1		Jeff Graham	2	0				
	Kellen Winslow	5	0	2002	Curtis Conway	3	0				
	Charlie Joiner	3	1		Stephen Alexander	1	0				
1981	Charlie Joiner	4	1	2003	David Boston	2	0				
	Kellen Winslow	4	1		LaDainian Tomlinson	2	0				
	Wes Chandler	3	1		Antonio Gates	1	0				
	Dwight Scales	1	0		Kassim Osgood	1	0				

COMMUNITY

FRONT OFFICE

VETERANS

DRAFT PICKS
& FREE AGENTS

2020 IN
REVIEW

BIG DAYS

GENERAL
INFORMATION

REGULAR-SEASON 200-YARD ALL-PURPOSE PERFORMANCES

Yards	Date	Player	Opponent	Scrim.	Rt.	Yards	Date	Player	Opponent	Scrim.	Rt.
345	Nov. 10, 1985	Lionel James	vs. L.A. Raiders	219	126	220	Sept. 25, 2005	LaDainian Tomlinson	vs. N.Y. Giants	220	0
317	Sept. 14, 2008	Darren Sproles	at Denver	125	192	217	Dec. 18, 1988	Gary Anderson	vs. Kansas City	217	0
316	Sept. 22, 1985	Lionel James	at Cincinnati	245	71		Oct. 16, 1983	James Brooks	at New England	132	85
290	Sept. 15, 1985	Lionel James	vs. Seattle	137	153		Oct. 27, 1963	Keith Lincoln	vs. Oakland	141	76
282	Nov. 22, 1981	James Brooks	at Oakland	135	147	215	Jan. 1, 2012	Richard Goodman	at Oakland	0	215
	Nov. 24, 1968	Leslie "Speedy" Duncan	vs. N.Y. Jets	0	282	214	Oct. 14, 2007	LaDainian Tomlinson	vs. Oakland	214	0
278	Sept. 20, 2009	Darren Sproles	vs. Baltimore Ravens	150	128		Oct. 14, 2001	Ronney Jenkins	at New England	0	214
272	Oct. 26, 2008	Darren Sproles	at New Orleans*	51	221	213	Dec. 8, 2009	Austin Ekeler	at Jacksonville	213	0
		* — Played at Wembley Stadium in London, England.									
271	Dec. 1, 2002	LaDainian Tomlinson	vs. Denver	271	0		Oct. 10, 2010	Malcom Floyd	at Oakland	213	0
265	Nov. 27, 1960	Paul Lowe	vs. Oakland	245	20		Nov. 27, 2005	LaDainian Tomlinson	at Washington	213	0
264	Oct. 6, 1963	Keith Lincoln	at Denver	135	129		Nov. 16, 1986	Gary Anderson	vs. Dallas Cowboys	92	121
261	Nov. 6, 2016	Melvin Gordon	vs. Tennessee	261	0	211	Oct. 29, 1967	Lance Alworth	at Oakland	213	0
260	Dec. 28, 2003	LaDainian Tomlinson	vs. Oakland	260	0		Sept. 28, 2003	LaDainian Tomlinson	at Oakland	211	0
	Dec. 20, 1982	Wes Chandler	vs. Cincinnati	260	0		Nov. 3, 1968	Dickie Post	vs. Miami	200	11
250	Nov. 18, 2001	Ronney Jenkins	at Oakland	0	250	210	Sept. 11, 1965	Lance Alworth	vs. Denver	211	0
	Nov. 16, 1981	James Brooks	at Seattle	118	132		Nov. 10, 1963	Lance Alworth	at Boston	210	0
248	Oct. 10, 1963	Lance Alworth	at Kansas City	232	16	209	Sept. 16, 1962	Keith Lincoln	vs. Titans of N.Y.	48	162
246	Sept. 14, 2009	Darren Sproles	at Oakland	66	180		Sept. 19, 2004	Tim Dwight	vs. N.Y. Jets	0	209
245	Nov. 2, 1986	Gary Anderson	vs. Kansas City	102	143	208	Dec. 13, 1981	James Brooks	at Tampa Bay	81	128
244	Dec. 28, 2008	Darren Sproles	vs. Denver	132	112		Sept. 17, 1995	Andre Coleman	at Philadelphia	0	208
243	Sept. 15, 1985	Wes Chandler	vs. Seattle	243	0		Sept. 18, 1994	Tony Martin	at Seattle	152	56
242	Dec. 22, 1985	Lionel James	at Kansas City	85	157	207	Oct. 1, 1967	Dickie Post	at Buffalo	141	67
	Dec. 22, 1963	Paul Lowe	vs. Denver	195	47		Nov. 24, 2013	Danny Woodhead	at Kansas City	70	137
241	Sept. 30, 1962	Keith Lincoln	at Oakland	195	46	206	Nov. 9, 2003	LaDainian Tomlinson	vs. Minnesota	207	0
240	Oct. 29, 2006	LaDainian Tomlinson	vs. St. Louis Rams	240	0		Nov. 26, 1964	Lance Alworth	vs. Buffalo	185	22
239	Oct. 19, 1986	Gary Anderson	at Kansas City	128	111	205	Dec. 22, 2002	Tim Dwight	at Kansas City	63	143
237	Sept. 29, 2002	LaDainian Tomlinson	vs. New England	237	0	204	Nov. 15, 2009	Darren Sproles	vs. Philadelphia	45	160
236	Dec. 7, 2003	LaDainian Tomlinson	at Detroit	236	0		Dec. 17, 2006	LaDainian Tomlinson	vs. Kansas City	204	0
235	Nov. 28, 1999	Kenny Bynum	at Minnesota	116	119	203	Dec. 26, 1982	James Brooks	vs. Baltimore Colts	33	171
230	Oct. 19, 2009	Darren Sproles	vs. Denver	4	226		Sept. 30, 2007	Darren Sproles	vs. Kansas City	14	189
228	Oct. 27, 1996	Andre Coleman	at Seattle	22	206	202	Nov. 25, 1984	Lionel James	at Pittsburgh	28	175
225	Oct. 24, 2010	Darren Sproles	vs. New England	77	148		Nov. 1, 1964	Lance Alworth	vs. Oakland	203	0
222	Sept. 10, 2000	Ronney Jenkins	vs. New Orleans	1	221		Nov. 5, 1989	Anthony Miller	vs. Philadelphia	129	73
221	Dec. 21, 2008	Darren Sproles	at Tampa Bay	49	172						
	Oct. 19, 2003	LaDainian Tomlinson	at Cleveland	221	0						
	Dec. 11, 1983	James Brooks	vs. Kansas City	90	131						

REGULAR-SEASON 200 ALL-PURPOSE-YARD GAMES BY PLAYER (22 PLAYERS, 69 PERFORMANCES): LaDainian Tomlinson (12), Darren Sproles (10), Lance Alworth (6), James Brooks (6), Lionel James (5), Gary Anderson (4), Keith Lincoln (4), Ronney Jenkins (3), Wes Chandler (2), Andre Coleman (2), Tim Dwight (2), Paul Lowe (2), Dickie Post (2), Kenny Bynum (1), Leslie "Speedy" Duncan (1), Austin Ekeler (1), Malcom Floyd (1), Richard Goodman (1), Melvin Gordon (1), Tony Martin (1), Anthony Miller (1), Danny Woodhead (1).

REGULAR-SEASON 200-YARD ALL-PURPOSE PERFORMANCES

Yards	Date	Player	Opponent	Scrim.	Rt.	Yards	Date	Player	Opponent	Scrim.	Rt.
329	Jan. 5, 1964	Keith Lincoln	vs. Boston †	329	0	271	Jan. 1, 1961	Paul Lowe	at Houston Oilers†	170	101
328	Jan. 3, 2009	Darren Sproles	vs. Indianapolis*	150	178	244	Jan. 29, 1995	Andre Coleman	vs. San Francisco**	0	244
274	Jan. 11, 2009	Darren Sproles	at Pittsburgh**	106	168						

† — AFL Championship

* — AFC Wild Card

** — AFC Divisional

*** — AFC Championship

** — Super Bowl XXIX at Joe Robbie Stadium in Miami, Fla.

POSTSEASON 200 ALL-PURPOSE-YARD GAMES BY PLAYER (4 PLAYERS, 5 PERFORMANCES): Darren Sproles (2), Andre Coleman (1), Keith Lincoln (1), Paul Lowe (1).

200-YARD ALL-PURPOSE PERFORMANCES BY SEASON

Season	Player	Reg. Season	Postseason	Season	Player	Reg. Season	Postseason	Season	Player	Reg. Season	Postseason
1960	Paul Lowe	1	1	1984	Lionel James	1	0	2003	LaDainian Tomlinson	5	0
1962	Keith Lincoln	2	0	1985	Lionel James	4	0	2004	Tim Dwight	1	0
1963	Lance Alworth	2	0		Wes Chandler	1	0	2005	LaDainian Tomlinson	2	0
	Keith Lincoln	2	1	1986	Gary Anderson	3	0	2006	LaDainian Tomlinson	2	0
	Paul Lowe	1	0	1988	Gary Anderson	1	0	2007	Darren Sproles	1	0
1964	Lance Alworth	2	0	1989	Anthony Miller	1	0		LaDainian Tomlinson	1	0
1965	Lance Alworth	1	0	1994	Tony Martin	1	0	2008	Darren Sproles	4	2
1967	Lance Alworth	1	0		Andre Coleman	0	1	2009	Darren Sproles	4	0
	Dickie Post	1	0	1995	Andre Coleman	1	0	2010	Malcom Floyd	1	0
1968	Leslie "Speedy" Duncan	1	0	1996	Andre Coleman	1	0		Darren Sproles	1	0
	Dickie Post	1	0	1999	Kenny Bynum	1	0	2011	Richard Goodman	1	0
1981	James Brooks	3	0	2000	Ronney Jenkins	1	0	2013	Danny Woodhead	1	0
1982	James Brooks	1	0	2001	Ronney Jenkins	2	0	2016	Melvin Gordon	1	0
	Wes Chandler	1	0	2002	LaDainian Tomlinson	2	0	2019	Austin Ekeler	1	0
1983	James Brooks	2	0		Tim Dwight	1	0				

CHARGERS AND OPPONENT 10 LONGEST

RUNS FROM SCRIMMAGE

CHARGERS

- 871 Melvin Gordon, Oct. 29, 2017 at New England
- 870 Paul Lowe, Sept. 10, 1961 at Dallas Texans
- 866 Keith Lincoln, Sept. 30, 1962 at Oakland
- 851 LaDainian Tomlinson, Dec. 17, 2006 vs. K.C.
- 835 Michael Turner, Dec. 18, 2005 at Indianapolis
- 801 Brad Hubbard, Dec. 24, 1967 vs. N.Y. Jets
- 767 Keith Lincoln, Oct. 20, 1963 at Kansas City
- 746 LaDainian Tomlinson, Dec. 1, 2002 vs. Den.
- 74 Michael Turner, Oct. 7, 2007 at Denver
- 734 LaDainian Tomlinson, Nov. 9, 2003 vs. Min. Chuck Muncie, Nov. 16, 1981 at Seattle

OPPONENT

- 901 Colin Kaepernick, Dec. 20, 2014 at S.F.
- 897 Kenny King, Oct. 12, 1980 at Oakland
- 884 Damien Williams, Dec. 29, 2019 at K.C.
- 81 Billy Sims, Sept. 30, 1984 vs. Detroit
- 77 Napoleon Kaufman, Sept. 22, 1996 at Oak.
- 747 Jack Spikes, Sept. 10, 1961 at Dallas Texans
- 712 Corey Dillon, Nov. 2, 1997 at Cincinnati
- 691 Kareem Hunt, Sept. 24, 2017 vs. K.C.
- 689 Herman Heard, Oct. 14, 1984 at K.C.
- 68 LeGarrette Blount, Oct. 1, 2017 vs. Phi. Henry Bell, Oct. 16, 1960 at Denver

PASS COMPLETIONS

CHARGERS

- 991 S.Humphries to T.Martin, Sept. 18, 1994 at Sea.
- 917 J.Kemp to L.Lincoln, Nov. 12, 1961 at Denver
- 888 L.Luther to B.Duckworth, Dec. 3, 1984 vs. Chi.
- 851 J.Hadl to L.Alworth, Oct. 17, 1965 at Boston
- 841 T.Rote to L.Alworth, Oct. 6, 1965 at Denver
- 841 P.Rivers to A.Ekele, Dec. 8, 2019 at Jax. J.Hadl to G.Garrison, Oct. 5, 1968 at N.Y. Jets
- 831 R.Leaf to J.Graham, Nov. 19, 2000 at Denver
- 821 T.Rote to L.Alworth, Dec. 6, 1964 vs. N.Y. Jets
- 811 P.Rivers to D.Sproles, Sept. 20, 2009 vs. Bal. D.Fouts to C.Joiner, Oct. 17, 1976 vs. Hou. Oilers

OPPONENT

- 991 T.Green to M.Boeriger, Dec. 22, 2002 at K.C.
- 987 J.Lee to W.Dewavel, Nov. 25, 1962 at Hou. Oilers
- 961 J.Montana to J.Rice, Nov. 27, 1988 vs. S.F.
- 931 C.Morton to S.Watson, Sept. 27, 1981 at Denver
- 901 S.DeBerg to T.Birden, Nov. 18, 1990 at K.C.
- 891 C.Davidson to D.Dorsey, Dec. 2, 1962 vs. Oak.
- 871 N.O'Donnell to D.Stone, Sept. 1, 1991 at Pit.
- 871 D.Carr to A.Cooper, Dec. 31, 2017 vs. Oak.
- 871 J.Namath to D.Maynard, Nov. 24, 1968 vs. N.Y. Jets
- 871 F.Tripucka to A.Frazier, Nov. 12, 1961 at Den.

FIELD GOALS

CHARGERS

- 59 Michael Badgley, Dec. 9, 2018 vs. Cincinnati
- 57 Nate Kaeding, Dec. 21, 2008 at Tampa Bay
- 55 Nate Kaeding, Nov. 29, 2009 vs. Kansas City
- 54 Josh Lambo, Oct. 12, 2015 vs. Pittsburgh
- 54 Nate Kaeding, Oct. 1, 2006 at Baltimore
- John Carney, Sept. 17, 2000 at Kansas City
- John Carney, Sept. 6, 1998 vs. Buffalo
- John Carney, Nov. 10, 1991 vs. Seattle
- 53 Michael Badgley, Oct. 4, 2020 at Tampa Bay
- Nick Novak, Nov. 27, 2011 vs. Denver
- Nate Kaeding, Oct. 17, 2004 at Atlanta
- Steve Christie, Dec. 15, 2002 at Buffalo
- John Carney, Sept. 1, 1996 vs. Seattle
- John Carney, Nov. 24, 1991 at N.Y. Jets
- Chris Bahr, Dec. 24, 1989 vs. Denver
- Rolf Benirschke, Sept. 21, 1980 at Denver

OPPONENT

- 58 Harrison Butler, Sept. 20, 2020 vs. K.C. (OT)
- Harrison Butler, Sept. 20, 2020 vs. K.C. (OT)
- Dan Miller, Dec. 26, 1982 vs. Baltimore Colts
- 56 Justin Tucker, Dec. 15, 2018 vs. Baltimore
- Sebastian Janikowski, Oct. 9, 2016 at Oak.
- Jason Elam, Nov. 7, 1999 vs. Denver
- Gary Anderson, Nov. 25, 1984 at Pittsburgh
- George Blanda, Dec. 3, 1961 vs. Houston Oilers
- 54 Mason Crosby, Nov. 3, 2019 vs. Green Bay
- Codey Packer, Sept. 17, 2017 vs. Miami
- Jason Elam, Dec. 1, 2002 vs. Denver
- Neil Rackers, Sept. 8, 2002 at Cincinnati
- Rian Lindell, Dec. 30, 2001 vs. Seattle
- Sebastian Janikowski, Oct. 29, 2000 vs. Oak.
- Jason Elam, Oct. 23, 1994 vs. Denver
- Kevin Butler, Nov. 14, 1993 vs. Chicago
- Jason Elam, Sept. 12, 1993 vs. Denver
- John Kasay, Oct. 27, 1991 at Seattle
- Norm Johnson, Oct. 6, 1986 at Seattle
- Raul Allegre, Nov. 4, 1984 at Indianapolis

PUNTS

CHARGERS

- 82 Paul Maguire, Nov. 19, 1961 vs. Dallas Texans
- 73 Dennis Parson, Oct. 17, 1971 at Denver
- 72 Mike Scifres, Sept. 21, 2014 at Buffalo
- 71 Mike Scifres, Nov. 10, 2011 vs. Oakland
- 71 Mike Scifres, Oct. 1, 2006 at Baltimore
- Mike Scifres, Dec. 4, 2005 vs. Oakland
- Maury Buford, Sept. 12, 1963 at Denver
- John Hadl, Nov. 8, 1964 at Denver
- 70 Mike Scifres, Nov. 25, 2007 vs. Baltimore
- 69 Drew Kaser, Oct. 22, 2017 vs. Denver
- Drew Kaser, Dec. 18, 2016 vs. Oakland

OPPONENT

- 81 Dustin Colquitt, Dec. 2, 2007 at Kansas City
- 79 Drew Butler, Dec. 9, 2012 at Pittsburgh
- 77 Greg Montgomery, Sept. 19, 1993 vs. Hou. Oilers
- 75 Kevin Huber, Dec. 1, 2013 vs. Cincinnati
- 74 Bob Grupp, Nov. 4, 1979 at Kansas City
- 73 Shane Lechler, Sept. 28, 2003 vs. Oakland
- 72 Ryan Plackemeier, Dec. 24, 2006 at Seattle
- Chris Gardocki, Oct. 26, 1997 vs. Indianapolis
- Bob Scarpitto, Oct. 22, 1967 at Denver
- Jerrel Wilson, Sept. 29, 1963 vs. Kansas City

INTERCEPTION RETURNS

CHARGERS

- 1031 Vencie Glenn, Nov. 29, 1987 vs. Denver
- 1021 Donald Frank, Oct. 31, 1993 at L.A. Raiders
- 1001 Leslie "Speedy" Duncan, Oct. 15, 1967 vs. K.C.
- 991 Shaun Gayle, Dec. 23, 1995 at N.Y. Giants
- Stanley Richard, Sept. 4, 1994 at Denver
- Gill Byrd, Oct. 4, 1984 at Kansas City
- 901 Desmond King, Nov. 23, 2017 at Dallas
- Jahleel Addae, Jan. 1, 2017 vs. Kansas City
- 86 Trevor Williams, Sept. 30, 2018 vs. S.F.
- 831 Willie Clark, Sept. 22, 1996 at Oakland

OPPONENT

- 1021 Louis Breedon, Nov. 8, 1981 vs. Cincinnati
- 991 Janoris Jenkins, Nov. 23, 2014 vs. St. Louis
- Kevin Ross, Sept. 6, 1992 vs. Kansas City
- 961 Ray Griffin, Nov. 11, 1979 at Cincinnati
- Bashaad Breeland, Dec. 10, 2017 vs. Was.
- 911 Chad Greenway, Sept. 27, 2015 at Minnesota
- Fred Williamson, Sept. 30, 1962 at Oakland
- 901 Leroy Butler, Sept. 15, 1996 at Green Bay
- Deion Sanders, Dec. 11, 1994 vs. S.F.
- 871 Mark McMillian, Dec. 14, 1997 vs. K.C.
- 831 Leonard Johnson, Nov. 11, 2012 at Tampa Bay

KICKOFF RETURNS

CHARGERS

- 1051 Richard Goodman, Jan. 1, 2012 at Oakland
- 1031 Darren Sproles, Sept. 14, 2008 at Denver
- Keith Lincoln, Sept. 16, 1962 vs. Titans of N.Y.
- 991 Micheal Spurlock, Dec. 30, 2012 vs. Oakland
- 981 Andre Coleman, Super Bowl XXIX at Joe Robbie Stadium Jan. 29, 1995 vs. S.F.
- Gary Anderson, Nov. 17, 1985 at Denver
- 951 Nate Lewis, Nov. 17, 1991 vs. New Orleans
- 941 Jamie Holland, Dec. 18, 1988 vs. Kansas City
- 931 Ronney Jenkins, Nov. 18, 2001 at Oakland
- Ronney Jenkins, Sept. 10, 2000 vs. N.O.
- Anthony Miller, Nov. 20, 1988 at L.A. Rams

OPPONENT

- 1041 Mecole Hardman, Dec. 29, 2019 at K.C.
- Ira Mathews, Oct. 25, 1974 at Oakland
- 1031 Percy Harvin, Sept. 11, 2011 vs. Minnesota
- 1011 Leon Washington, Sept. 26, 2010 at Seattle
- Brian Mitchell, Dec. 6, 1998 at Washington
- Leon Washington, Sept. 26, 2010 at Seattle
- Byron Hanspard, Dec. 7, 1997 vs. Atlanta
- 981 Will Blackwell, Dec. 24, 2000 vs. Pittsburgh
- 971 Cassius Vaughn, Jan. 2, 2011 at Denver
- Tim Brown, Sept. 4, 1988 at L.A. Raiders

PUNT RETURNS

CHARGERS

- 951 Leslie "Speedy" Duncan, Nov. 24, 1968 vs. NYJ
- 901 Darrien Gordon, Sept. 25, 1994 at L.A. Raiders
- 881 Andre Coleman, Sept. 17, 1995 at Philadelphia
- Mike Fuller, Oct. 9, 1977 at New Orleans
- 851 Eric Metcalf, Nov. 2, 1997 at Cincinnati
- 841 Tim Dwight, Sept. 9, 2001 vs. Washington
- Ron Smith, Nov. 18, 1973 vs. New Orleans
- 831 Eric Metcalf, Nov. 30, 1997 vs. Denver
- 821 Paul Lowe, Oct. 7, 1961 at Boston
- 811 Darrien Gordon, Sept. 29, 1996 vs. K.C.
- Lionel James, Sept. 20, 1987 vs. St. Louis
- Leslie "Speedy" Duncan, Sept. 4, 1966 vs. Buf.

OPPONENT

- 951 Tyreek Hill, Jan. 1, 2017 vs. Kansas City
- 941 Dexter McCaster, Sept. 13, 2010 at K.C.
- 921 Rick Upchurch, Oct. 3, 1976 at Denver
- 911 Tyreek Hill, Sept. 9, 2018 vs. Kansas City
- 861 Tamarick Vanover, Oct. 9, 1995 at Kansas City
- 821 George Atkinson, Oct. 13, 1968 at Oakland
- 811 Rob Buchanan, Nov. 3, 1996 at Indianapolis
- 801 Dennis Northcutt, Nov. 5, 2006 vs. Cleveland
- 801 Phillip Buchanon, Dec. 28, 2003 vs. Oakland
- 791 Lem Parrish, Dec. 6, 1970 vs. Cincinnati

FUMBLE RETURNS

CHARGERS

- 861 Eric Weddle, Nov. 30, 2008 vs. Atlanta
- 821 Donnie Edwards, Nov. 10, 2002 at St. Louis
- 811 Vencie Glenn, Oct. 29, 2008 vs. N.Y. Giants
- 791 Marlon McCree, Oct. 22, 1996 vs. St. Louis
- 781 Paul Bradford, Nov. 23, 1997 at San Francisco
- 751 Keith Brown (25 yds.), Nov. 20, 1988 at L.A. Rams
- 611 Carara Reid, Sept. 25, 2016 at Indianapolis
- 581 Rick Redman, Oct. 2, 1966 vs. Miami
- 531 Darrell Stuckey, Dec. 7, 2014 vs. New England
- 531 Henry Rulling, Oct. 6, 1991 at L.A. Raiders

OPPONENT

- 68 A.J. Duhe, Oct. 15, 1978 vs. Miami
- Tony Carter, Oct. 15, 2012 vs. Denver
- 641 Tyvon Branch, Oct. 10, 2010 at Oakland
- 631 Roy Browner, Sept. 2, 1984 at Minnesota
- 631 Rob Ninkovich, Oct. 24, 2010 vs. N.E.
- 62 Carlton Gray, Oct. 27, 1996 at Seattle
- 591 George Atkinson, Nov. 25, 1975 at Oakland
- 561 Headi Odenigbo, Dec. 15, 2019 vs. Minnesota
- 551 Robert Lyles, Dec. 6, 1987 at Houston
- 541 Mike Montgomery, Nov. 5, 1972 vs. Dallas

BLOCKED PUNT RETURNS

CHARGERS

- 351 Bob Zeman, Oct. 7, 1961 at Boston
- 211 Derrie Nelson, Nov. 13, 1983 vs. Dallas
- 191 Pete Lazerich, Sept. 24, 1972 vs. Denver
- 5 Gene Selawski, Oct. 19, 1961 at Oakland
- 4 Wayne Davis, Nov. 17, 1985 at Denver
- 3 Steve Hester, Dec. 17, 2000 at Carolina
- 0 Jacob Hester at Kansas City Oct. 25, 2009
- Darryll Lewis vs. Indianapolis Sept. 26, 1999
- 0 Carlos Polk, Sept. 22, 2002 at Arizona
- 0 Corey Lynch, Sept. 10, 2012 at Oakland

OPPONENT

- 371 Frank Warren, Nov. 17, 1991 vs. New Orleans
- 291 Adam Haywood, Nov. 11, 2012 at Tampa Bay
- 16 Randy McClanahan, Sept. 18, 1977 at Oak.
- 15 Walt Landers, Sept. 24, 1978 vs. Green Bay
- 14 Glen Cadre, Oct. 13, 2002 vs. Kansas City
- 11 Terry Braxton, Oct. 2, 1988 vs. Denver
- 91 Hiram Eugene, Oct. 10, 2010 at Oakland
- 21 Jerry Robinson, Nov. 20, 1986 vs. L.A. Raiders
- 0s Nick Schommer, Oct. 31, 2010 vs. Tennessee
- Rock Cartwright, Oct. 10, 2010 at Oakland

BLOCKED FIELD GOAL RETURNS

CHARGERS

- 721 Leslie "Speedy" Duncan, Nov. 23, 1967 vs. Den.
- 35 Tom Day, Oct. 15, 1967 vs. Kansas City
- 28 Jim Tolbert, Nov. 15, 1971 vs. St. Louis
- 27 Kenny Graham, Nov. 15, 1964 at Kansas City
- 25 Jeff Staggs, Oct. 25, 1970 vs. Houston Oilers

OPPONENT

- 66 Tommy Casanova, Sept. 22, 1974 at Cin.
- 65t Matt Ware, Oct. 23, 2005 at Philadelphia
- 60 Louis Wright, Nov. 17, 1985 at Denver
- 54t Doug Evans, Dec. 17, 2000 at Carolina
- 44t Devin McCortey, Dec. 6, 2020 vs. N.E.
- 42t Ray McElroy, Oct. 26, 1997 vs. Indianapolis
- 28 John Barmlett, Nov. 27, 1966 vs. Denver
- 17 Charlie West, Dec. 5, 1971 vs. Minnesota
- Mike Staton, Oct. 1, 1967 vs. Buffalo
- 16 Daniel Thomas, Oct. 25, 2020 vs. Jax.
- Fletcher Smith, Oct. 15, 1967 vs. Kansas City

MISSILE FIELD GOAL RETURNS

CHARGERS

- 109t Antonio Cromartie, Nov. 4, 2007 at Min.

INDIVIDUAL POSTSEASON RECORDS

*NFL Record

SCORING

Most Points, Career

- 42 Nate Kaeding, 2004-09
 - 37 Rolf Benirschke, 1977-86
 - 30 John Carney, 1990-00
- Most Points, Game**
- 15 Michael Badgley, AFC Wild Card, Jan. 6, 2019, at Baltimore
 - 11 (8x) Last: Keenan Allen, AFC Divisional, Jan. 12, 2014 at Denver
 - 12 Rolf Benirschke, AFC Divisional, Jan. 2, 1982 at Miami

Most Touchdowns, Career

- 4 Darren Sproles, 2005-09
- LaDainian Tomlinson, 2001-09
- Kellen Winslow, 1979-87
- Charlie Joiner, 1961-86
- 3 (4x) Last: Keenan Allen, 2013-18
- 2 (6x) Last: Antonio Gates, 2003-18

Most Touchdowns, Game

- 2 (7x) Last: Keenan Allen, AFC Divisional, Jan. 12, 2014 at Denver
- 1 (52x) Last: Antonio Gates, AFC Divisional, Jan. 13, 2019 at New England

Most Points After Touchdown, Career

- 18 Nate Kaeding, 2004-09
- Rolf Benirschke, 1977-86
- 9 John Carney, 1990-00
- 6 George Blair, 1961-64

Most Points After Touchdown, Game

- 6 George Blair, AFL Championship, Jan. 5, 1964 vs. Boston
- 5 Rolf Benirschke, AFC Divisional, Jan. 2, 1982 at Miami
- 4 (2x) Last: Nate Kaeding, AFC Divisional, Jan. 13, 2008 at Indianapolis

Most Two-Point Conversions, Game

- 1 (4x) Last: Keenan Allen, AFC Divisional, Jan. 13, 2019 at New England

FIELD GOALS

Most, Career

- 8 Nate Kaeding, 2004-09
- 7 John Carney, 1990-00
- Rolf Benirschke, 1977-86
- 5 Michael Badgley, 2018

Most, Game

- 5 Michael Badgley, AFC Wild Card, Jan. 6, 2019 at Baltimore
- 4 Nate Kaeding, AFC Championship, Jan. 20, 2008 at New England
- 3 Ben Agajanian, AFL Championship, Jan. 1, 1961 vs. Houston Oilers

Longest

- 54 John Carney, AFC Wild Card, Dec. 31, 1995 vs. Indianapolis
- 53 Michael Badgley, AFC Wild Card, Jan. 6, 2019 at Baltimore
- 47 Michael Badgley, AFC Wild Card, Jan. 6, 2019 at Baltimore

RUSHING

Most Attempts, Career

- 111 Chuck Muncie, 1980-84
- 96 LaDainian Tomlinson, 2001-09
- 63 Natrone Means, 1993-95, 1998-99

Most Attempts, Game

- 26 LaDainian Tomlinson, AFC Wild Card, Jan. 8, 2005 vs. New York Jets
- 25 Chuck Muncie, AFC First Round, Jan. 9, 1983 at Pittsburgh
- 24 (2x) Last: Natrone Means, AFC Divisional, Jan. 8, 1995 vs. Miami

Most Yards, Career

- 510 Chuck Muncie, 1980-84
- 380 Paul Lowe, 1960-68
- 327 LaDainian Tomlinson, 2001-09

Most Yards, Game

- 206 Keith Lincoln, AFL Championship, Jan. 5, 1964 vs. Boston
- 165 Paul Lowe, AFC Championship, Jan. 1, 1961 at Houston Oilers
- 139 Natrone Means, AFC Divisional, Jan. 8, 1995 vs. Miami

Most Touchdowns, Career

- 4 LaDainian Tomlinson, 2001-09
- 3 Chuck Muncie, 1980-84
- 2 (5x) Last: Melvin Gordon, 2015-18

Most Touchdowns, Game

- 1 (24x) Last: Melvin Gordon, AFC Divisional, Jan. 13, 2019 at New England

Longest Run

- 67 Keith Lincoln, AFL Championship, Jan. 5, 1964 vs. Boston
- 58 Ronnie Brown, AFC Wild Card, Jan. 5, 2014 at Cincinnati
- Paul Lowe, AFL Championship, Jan. 5, 1964 vs. Boston
- 56 Keith Lincoln, AFL Championship, Jan. 5, 1964 vs. Boston

PASSING

Most Attempts, Career

- 355 Philip Rivers 2004-18
- 286 Dan Fouts 1973-87
- 228 Stan Humphries 1992-97

Most Completions, Career

- 211 Philip Rivers, 2004-18
- 159 Dan Fouts, 1973-1987
- 118 Stan Humphries, 1992-97

Highest Completion Pct., Career (min. 40 att.)

- .738 Drew Brees, 2001-04
- .594 Philip Rivers, 2004-18
- .556 Dan Fouts, 1973-87

Most Attempts, Game

- 53 Dan Fouts, AFC Divisional, Jan. 2, 1982 at Miami (OT)
- 51 Philip Rivers, AFC Divisional, Jan. 13, 2019 at New England
- 49 Stan Humphries, Super Bowl XXIX, Jan. 29, 1995 vs. San Francisco

Most Completions, Game

- 33 Dan Fouts, AFC Divisional, Jan. 2, 1982 at Miami (OT)
- 31 Drew Brees, AFC Wild Card, Jan. 8, 2005 vs. New York Jets
- 28 (2x) Last: Stan Humphries, AFC Wild Card, Dec. 31, 1995 vs. Ind.

Highest Completion Pct, Game (min. 10 att.)

- .750 Philip Rivers, AFC Wild Card, Jan. 5, 2014 at Cincinnati
- .738 Drew Brees, AFC Wild Card, Jan. 8, 2005 vs. New York Jets
- .737 Philip Rivers, AFC Divisional, Jan. 13, 2008 at Indianapolis

Most Yards, Career

- 2,656 Philip Rivers, 2004-18
- 2,125 Dan Fouts, 1973-87
- 1,347 Stan Humphries, 1992-97

Most Yards, Game

- 433 Dan Fouts, AFC Divisional, Jan. 2, 1982 at Miami (OT)
- 336 Dan Fouts, AFC Championship, Jan. 11, 1981 vs. Oakland
- 333 Dan Fouts, AFC First Round, Jan. 9, 1983 at Pittsburgh

Most Touchdowns, Career

- 14 Philip Rivers, 2004-18
- 12 Dan Fouts, 1973-87
- 6 Stan Humphries, 1992-97

Most Touchdowns, Game

- 3 (5x) Last: Philip Rivers, AFC Divisional, Jan. 13, 2019 at New England
- 2 (6x) Last: Philip Rivers, AFC Divisional, Jan. 12, 2014 at Denver
- 1 (9x) Last: Philip Rivers, AFC Wild Card, Jan. 5, 2014 at Cincinnati

Highest Passer Rating, Career (min. 40 att.)

- 101.2 Drew Brees, 2001-04
- 84.2 Philip Rivers, 2004-18
- 76.3 Tobin Rote, 1963-64

Highest Passer Rating, Game (min. 10 att.)

- 145.3 Tobin Rote, AFL Championship, Jan. 5, 1964 vs. Boston
- 133.2 Philip Rivers, AFC Divisional, Jan. 13, 2008 at Indianapolis
- 132.1 John Had, AFL Championship, Jan. 5, 1964 vs. Boston

Most Games 300 Yards or More, Career

- 5 Dan Fouts, 1973-87
- 2 Philip Rivers, 2004-18
- 1 Drew Brees, 2001-04

Most Games 400 Yards or More, Career

- 1 Dan Fouts, 1973-87

Longest Completion

- 62 Philip Rivers, AFC Divisional, Jan. 11, 2009 at Pittsburgh
- 58 Philip Rivers, AFC Divisional, Jan. 14, 2007 vs. New England
- 56 Philip Rivers, AFC Divisional, Jan. 13, 2008 at Indianapolis

Most Interceptions, Career

- 16 Dan Fouts, 1973-87
- 13 Stan Humphries, 1992-97
- 10 Philip Rivers, 2004-18

Most Interceptions, Game

- 5 Dan Fouts, AFC Second Round, Jan. 16, 1983 at Miami
- Dan Fouts, AFC Divisional, Dec. 29, 1979 vs. Houston Oilers
- 4 (3x) Last: Stan Humphries, AFC Wild Card, Dec. 31, 1995 vs. Indianapolis
- 2 (9x) Last: Philip Rivers, AFC Divisional, Jan. 17, 2010 vs. New York Jets

COMMUNITY

FRONT OFFICE

VETERANS

DRAFT PICKS & FREE AGENTS

2020 IN REVIEW

POSTSEASON RECORDS

GENERAL INFORMATION

RECEIVING**Most Receptions, Career**

- 51 Antonio Gates, 2003-18
39 Ronnie Harmon, 1990-95
30 Charlie Joiner, 1976-86

Most Receptions, Game

- 13 Kellen Winslow, AFC Divisional, Jan. 2, 1982 at Miami (OT)
10 Ronnie Harmon, AFC Wild Card, Dec. 31, 1995 vs. Indianapolis
9 (4x) Last: Eric Parker, AFC Wild Card, Jan. 8, 2005 vs. New York Jets

Most Yards, Career

- 540 Antonio Gates, 2003-18
539 Charlie Joiner, 1976-86
503 Vincent Jackson, 2005-09

Most Yards, Game

- 166 Kellen Winslow, AFC Divisional, Jan. 2, 1982 at Miami (OT)
142 Keenan Allen, AFC Divisional, Jan. 12, 2014 at Denver
133 Ronnie Harmon, AFC Wild Card, Dec. 31, 1995 vs. Indianapolis

Most Touchdowns, Career

- 4 Kellen Winslow, 1979-87
Charlie Joiner, 1976-86
3 (2x) Last: Keenan Allen, 2013-18
2 (6x) Last: Antonio Gates, 2003-18

Most Touchdowns, Game

- 2 (4x) Last: Keenan Allen, AFC Divisional, Jan. 12, 2014 at Denver
1 (30x) Last: K.Allen, V.Green and A.Gates, AFC Divisional, Jan. 13, 2019 at N.E.

SCRIMMAGE YARDS**Most, Career**

- 644 Chuck Muncie, 1980-84
540 Antonio Gates, 2003-18
539 Charlie Joiner, 1976-86

Most, Game

- 329 Keith Lincoln, AFL Championship, Jan. 5, 1964 vs. Boston
187 LaDainian Tomlinson, AFC Divisional, Jan. 14, 2007 vs. New England
170 Paul Lowe, AFL Championship, Jan. 1, 1961 at Houston Oilers

INTERCEPTIONS**Most Interceptions, Career**

- 3 Drayton Florence, 2003-07
Glen Edwards, 1978-81
2 (5x) Last: Quentin Jammer, 2002-09
1 (20x) Last: Adrian Phillips, 2014-18

Most Interceptions, Game

- 2 (4x) Last: Glen Edwards, AFC Divisional, Jan. 3, 1981 vs. Buffalo
1 (28x) Last: Adrian Phillips, AFC Wild Card, Jan. 6, 2019 at Baltimore

Most Interception Return Yards, Career

- 62 Glen Edwards, 1978-81
45 Bud Whitehead, 1961-68
40 Darren Carrington, 1991-94

Most Interception Return Yards, Game

- 45 Bud Whitehead, AFL Championship Dec. 24, 1961 vs. Houston Oilers
40 Darren Carrington, AFC Wild Card, Jan. 12, 1993 vs. Kansas City
35 Bruce Laird, AFC First Round, Jan. 9, 1983 at Pittsburgh
Glen Edwards, AFC Divisional, Jan. 2, 1982 at Miami (OT)

Longest Interception Return

- 40 Darren Carrington, AFC Wild Card, Jan. 12, 1993 vs. Kansas City
30 Shareece Wright, AFC Wild Card, Jan. 5, 2014 at Cincinnati
Antonio Cromartie, AFC Divisional, Jan. 13, 2008 at Indianapolis
24 Quentin Jammer, AFC Divisional, Jan. 17, 2010 vs. New York Jets

SACKS**Most, Career (since 1982)**

- 3.0 Shawn Lee, 1992-95
2.5 Leslie O'Neal, 1992-95
2.0 Melvin Ingram, 2012-20
Eric Weddle, 2007-15
Luis Castillo, 2005-11
Shawne Merriman, 2005-10
Raylee Johnson, 1993-2003
Burt Grossman, 1989-93

Most, Game (since 1982)

- 2.5 Leslie O'Neal, AFC Wild Card, Jan. 2, 1993 vs. Kansas City
2.0 (6x) Last: Melvin Ingram, AFC Wild Card, Jan. 6, 2019 at Baltimore
1.5 Steve Foley, AFC Wild Card, Jan. 8, 2005 vs. New York Jets

PUNTING**Most Punts, Career**

- 52 Mike Scifres, 2003-13
13 John Kidd, 1990-94
11 Bryan Wagner, 1994

Most Punts, Game

- 7 Mike Scifres, AFC Divisional, Jan. 14, 2007 vs. New England
John Kidd, AFC Divisional, Jan. 10, 1993 at Miami
6 (7x) Last: Donnie Jones, AFC Divisional, Jan. 13, 2019 at New England
5 (5x) Last: Donnie Jones, AFC Wild Card, Jan. 6, 2019 at Baltimore

Most Yards, Career

- 2,330 Mike Scifres, 2003-13
589 John Kidd, 1990-94
474 Bryan Wagner, 1994

Most Yards, Game

- 324 John Kidd, AFC Divisional, Jan. 10, 1993 at Miami
316 Mike Scifres, AFC Wild Card, Jan. 3, 2009 vs. Indianapolis (OT)
297 Mike Scifres, AFC Wild Card, Jan. 17, 2010 vs. New York Jets

Longest Punt

- 67 Mike Scifres, AFC Wild Card, Jan. 3, 2009 vs. Indianapolis (OT)
66 Mike Scifres, AFC Divisional, Jan. 13, 2008 at Indianapolis
65 Darren Bennett, AFC Wild Card, Dec. 31, 1995 vs. Indianapolis

Highest, Career (minimum 4 punts)

- 45.3 John Kidd, 1990-94
44.8 Mike Scifres, 2003-13
43.9 John Hadl, 1962-72

Highest, Game (minimum 2 punts)

- 59.0 Mike Scifres, AFC Divisional, Jan. 13, 2008 at Indianapolis
54.5 Darren Bennett, AFC Wild Card, Dec. 31, 1995 vs. Indianapolis
52.7 Mike Scifres, AFC Wild Card, Jan. 3, 2009 vs. Indianapolis (OT)

PUNT RETURNS**Most Returns, Career**

- 12 Darren Sproles, 2005-09
8 Mike Fuller, 1975-80
7 Eric Parker, 2002-06

Most Returns, Game

- 5 Eric Parker, AFC Divisional, Jan. 14, 2007 vs. New England
4 (2x) Last: Desmond King, AFC Wild Card, Jan. 6, 2019 at Baltimore
3 (6x) Last: Darren Sproles, AFC Wild Card, Jan. 3, 2009 vs. Indianapolis (OT)

Most Yards, Career

- 107 Darren Sproles, 2005-09
99 Mike Fuller, 1975-80
63 Wes Chandler, 1981-87

Most Yards, Game

- 72 Darren Sproles, AFC Wild Card, Jan. 3, 2009 vs. Indianapolis (OT)
56 Wes Chandler, AFC Divisional, Jan. 2, 1982 at Miami (OT)
46 Desmond King, AFC Wild Card, Jan. 6, 2019 at Baltimore

Longest Return

- 56t Wes Chandler, AFC Divisional, Jan. 2, 1982 at Miami (OT)
33 Desmond King, AFC Wild Card, Jan. 6, 2019 at Baltimore

Most Touchdowns, Career

- 1 Wes Chandler, 1981-87

KICKOFF RETURNS**Most Returns, Career**

- 21 Darren Sproles, 2005-09
Andre Coleman, 1994-96
17 James Brooks, 1981-83
8 Hank Bauer, 1977-82

Most Returns, Game

- 8 Andre Coleman, Super Bowl XXIX, Jan. 29, 1995 vs. San Francisco
6 Andre Coleman, AFC Wild Card, Dec. 31, 1995 vs. Indianapolis
5 (4x) Last: Desmond King, AFC Divisional, Jan. 13, 2019 at New England

Most Yards, Career

- 537 Darren Sproles, 2005-09
483 Andre Coleman, 1994-96
276 James Brooks, 1981-83

Most Yards, Game

- 242 Andre Coleman, Super Bowl XXIX, Jan. 29, 1995 vs. San Francisco
164 Darren Sproles, AFC Divisional, Jan. 11, 2009 at Pittsburgh
147 Leslie "Speedy" Duncan, AFL Championship, Dec. 26, 1964 at Buffalo

Longest Return

- 98t Andre Coleman, Super Bowl XXIX, Jan. 29, 1995 vs. San Francisco
72 Desmond King, AFC Wild Card, Jan. 6, 2019 at Baltimore
63 Darren Sproles, AFC Divisional, Jan. 11, 2009 at Pittsburgh

Most Touchdowns, Career

- 1 Andre Coleman, 1994-96

SERVICE**Most Games**

- 12 Antonio Gates, 2003-18
David Blinn, 1994-10
11 Philip Rivers, 2004-18
10 Nick Hardwick, 2004-13
Mike Scifres, 2004-13

TEAM POSTSEASON RECORDS

*NFL Record

POINTS

Most, Quarter

- 24 AFC Divisional, Jan. 2, 1982 at Miami (1st Q)
- 21 AFL Championship, Jan. 5, 1964 vs. Boston (1st Q)

- 17 AFC Divisional, Jan. 12, 2014 at Den. (4th Q)

Most, Quarter, Opponent

- 21 AFC Divisional, Jan. 13, 2019 at New England (2nd Q)
- AFC Divisional, Jan. 10, 1993 at Mia. (2nd Q)
- AFC Championship, Jan. 11, 1981 vs. Oakland (1st Q)
- 20 AFC Second Round, Jan. 16, 1983 at Miami (2nd Q)

Most Quarter, Both Teams

- 33 AFC Second Round, Jan. 16, 1983 at Miami (2nd Q)
- 28 (4x) Last: AFC Divisional, Jan. 11, 2009 at Pittsburgh (4th Q)
- 25 AFC Wild Card, Jan. 6, 2019 at Bal. (4th Q)

Most, Game

- 51 AFC Championship, Jan. 5, 1964 vs. Boston
- 41 AFC Divisional, Jan. 2, 1982 at Miami (OT)
- 31 AFC First Round, Jan. 9, 1983 at Pittsburgh

Most, Game, Opponent

- 49 Super Bowl XXIX, Jan. 29, 1995 vs. S.F.
- 41 AFC Divisional, Jan. 13, 2019 at New England
- 38 AFC Divisional, Jan. 2, 1982 at Miami (OT)

Most, Game, Both Teams

- 79 AFC Divisional, Jan. 2, 1982 at Miami (OT)
- 75 Super Bowl XXIX, Jan. 29, 1995 vs. S.F.
- 69 AFC Divisional, Jan. 13, 2019 at New England

Fewest, Game

- 0 AFC Divisional, Jan. 10, 1993 at Miami
- AFL Championship, Dec. 26, 1965 vs. Buffalo
- 3 AFC Championship, Dec. 24, 1961 vs. Houston Oilers
- 7 (2x) Last: AFC Championship, Jan. 10, 1982 at Cincinnati

Fewest, Game, Opponent

- 0 AFC Wild Card, Jan. 2, 1993 vs. Kansas City
- 6 AFC Wild Card, Jan. 6, 2008 vs. Tennessee
- 10 (3x) Last: AFC Wild Card, Jan. 5, 2014 at Cincinnati

Fewest, Game, Both Teams

- 13 AFC Championship, Dec. 24, 1961 vs. Houston Oilers
- 17 AFC Wild Card, Jan. 2, 1993 vs. Kansas City
- 23 (2x) Last: AFC Wild Card, Jan. 6, 2008 vs. Tennessee

TOUCHDOWNS

Most, Game

- 7 AFC Championship, Jan. 5, 1964 vs. Boston
- 5 AFC Divisional, Jan. 2, 1982 at Miami (OT)
- 4 (3x) Last: AFC Divisional, Jan. 13, 2019 at New England

Most, Game, Opponent

- 7 Super Bowl XXIX, Jan. 29, 1995 vs. S.F.
- 5 (4x) Last: AFC Divisional, Jan. 13, 2019 at New England
- 4 (4x) Last: AFC Divisional, Jan. 10, 1993 at Miami

Most, Game, Both Teams

- 10 Super Bowl XXIX, Jan. 29, 1995 vs. S.F.
- 9 AFC Divisional, Jan. 2, 1982 at Miami (OT)
- 9 AFC Divisional, Jan. 13, 2019 at New England
- 8 (3x) Last: AFC Divisional, Jan. 11, 2009 at Pittsburgh

POINTS AFTER TOUCHDOWN

Most, Game

- 6 AFC Championship, Jan. 5, 1964 vs. Boston
- 5 AFC Divisional, Jan. 2, 1982 at Miami (OT)
- 4 (2x) Last: AFC Divisional, Jan. 13, 2008 at Indianapolis

Most, Game, Opponent

- 7 Super Bowl XXIX, Jan. 29, 1995 vs. S.F.
- 5 (4x) Last: AFC Divisional, Jan. 13, 2019 at New England
- 4 (4x) Last: AFC Divisional, Jan. 10, 1993 at Miami

Most, Game, Both Teams

- 10 Super Bowl XXIX, Jan. 29, 1995 vs. S.F.
- AFC Divisional, Jan. 2, 1982 at Miami (OT)
- 8 (2x) Last: AFC Divisional, Jan. 11, 2009 at Pittsburgh
- 7 (5x) Last: AFC Divisional, Jan. 13, 2019 at New England

Most Two-Point Conversions, Game

- 2 Super Bowl XXIX, Jan. 29, 1995 vs. S.F.

Most Two-Point Conversions, Game, Opponent

- 1 AFC Divisional, Jan. 14, 2007 vs. N.E.

FIELD GOALS

Most, Game

- 5 AFC Wild Card, Jan. 6, 2019 at Baltimore
- 3 AFC Championship, Jan. 1, 1961 at Houston Oilers
- 2 (6x) Last: AFC Wild Card, Jan. 5, 2014 at Cincinnati

Most, Game, Opponent

- 4 AFC Championship, Jan. 20, 2008 at N.E.
- 3 (2x) Last: AFC Divisional, Jan. 14, 2007 at New England
- 2 (7x) Last: AFC Divisional, Jan. 13, 2019 at New England

Most, Game, Both Teams

- 6 AFC Wild Card, Jan. 6, 2019 at Baltimore
- 4 (3x) Last: AFC Championship, Jan. 20, 2008 at New England
- 3 (7x) Last: AFC Wild Card, Jan. 5, 2014 at Cincinnati

FIRST DOWNS

Most, Game

- 33 AFC Divisional, Jan. 2, 1982 at Miami (OT)
- 29 AFC First Round, Jan. 9, 1983 at Pittsburgh
- 28 AFC Divisional, Jan. 8, 1995 vs. Miami

Most, Game, Opponent

- 30 AFC Divisional, Jan. 13, 2019 at New England
- 29 AFC Second Round, Jan. 16, 1983 at Miami
- 28 Super Bowl XXIX, Jan. 29, 1995 vs. S.F.

Most, Game, Both Teams

- 58 AFC Divisional, Jan. 2, 1982 at Miami (OT)
- 55 AFC First Round, Jan. 9, 1983 at Pittsburgh
- 52 AFC Divisional, Jan. 13, 2019 at New England

Fewest, Game

- 10 AFC Divisional, Jan. 10, 1993 at Miami
- 12 AFC Championship, Dec. 26, 1965 vs. Buffalo
- 13 (2x) Last: AFC Divisional, Jan. 12, 2014 at Denver

Fewest, Game, Opponent

- 11 AFC Wild Card, Jan. 6, 2019 at Baltimore
- 14 (3x) Last: AFC Divisional, Jan. 17, 2010 vs. New York Jets
- 15 (2x) Last: AFC Wild Card, Jan. 6, 2008 vs. Tennessee

Fewest, Game, Both Teams

- 25 AFC Wild Card, Jan. 6, 2019 at Baltimore
- 26 AFC Championship, Dec. 26, 1965 vs. Buffalo
- 28 AFC Divisional, Jan. 10, 1993 at Miami

FIRST DOWNS RUSHING

Most, Game

- 12 AFC Divisional, Jan. 14, 2007 at N.E.
- AFC Divisional, Jan. 8, 1995 vs. Miami
- 11 (5x) Last: AFC Wild Card, Jan. 3, 2009 vs. Indianapolis (OT)
- 10 AFC Divisional, Jan. 2, 1982 at Miami (OT)

Most, Game, Opponent

- 15 AFC Second Round, Jan. 16, 1983 at Miami
- 13 (2x) Last: AFC Divisional, Jan. 12, 2014 at Denver
- 12 (2x) Last: AFC Divisional, Jan. 11, 2009 at Pittsburgh

Most, Game, Both Teams

- 20 AFC Second Round, Jan. 16, 1983 at Miami
- 19 (2x) Last: AFC Wild Card, Jan. 5, 2014 at Cincinnati
- 17 (3x) Last: AFC Championship, Jan. 20, 2008 at New England

Fewest, Game

- 1 (2x) Last: AFC Divisional, Jan. 12, 2014 at Denver
- 2 (2x) Last: AFC Divisional, Jan. 13, 2019 at New England
- 3 (2x) Last: AFC Wild Card, Jan. 6, 2019 at Baltimore

Fewest, Game, Opponent

- 2 AFC Divisional, Jan. 8, 1995 vs. Miami
- 3 (3x) Last: AFC Divisional, Jan. 14, 2007 at New England
- 4 (5x) Last: AFC Wild Card, Jan. 6, 2019 at Baltimore

Fewest, Game, Both Teams

- 7 AFC Wild Card, Jan. 6, 2019 at Baltimore
- 8 (3x) Last: AFC Divisional, Jan. 17, 2010 vs. New York Jets
- 9 AFC Championship, Dec. 26, 1965 vs. Buffalo

FIRST DOWNS PASSING

Most, Game

- 21 AFC Divisional, Jan. 2, 1982 at Miami (OT)
- 20 AFC Wild Card, Dec. 31, 1995 vs. Indianapolis
- 19 AFC First Round, Jan. 9, 1983 at Pittsburgh

Most, Game, Opponent

- 21 AFC Divisional, Jan. 13, 2008 at Indianapolis
- AFC Divisional, Jan. 2, 1982 at Miami (OT)
- 20 AFC Wild Card, Jan. 5, 2014 at Cincinnati
- 19 AFC First Round, Jan. 9, 1983 at Pittsburgh

Most, Game, Both Teams

- 42 AFC Divisional, Jan. 2, 1982 at Miami (OT)
- 38 AFC First Round, Jan. 9, 1983 at Pittsburgh
- 35 AFC Divisional, Jan. 13, 2008 at Indianapolis

Fewest, Game

- 7 (5x) Last: AFC Divisional, Jan. 10, 1993 at Miami
- 8 (3x) Last: AFC Wild Card, Jan. 6, 2019 at Baltimore
- 9 (4x) Last: AFC Wild Card, Jan. 5, 2014 at Cincinnati

Fewest, Game, Opponent

- 5 AFC Divisional, Dec. 29, 1979 vs. Houston Oilers
- 6 AFC Divisional, Jan. 17, 2010 vs. N.Y. Jets
- 7 AFC Wild Card, Jan. 6, 2019 at Baltimore

Fewest, Game, Both Teams

- 15 (2x) Last: AFC Wild Card, Jan. 6, 2019 at Baltimore
- 16 (3x) Last: AFC Divisional, Jan. 10, 1993 at Miami
- 17 (2x) Last: AFC Wild Card, Jan. 2, 1993 vs. K.C.

TOTAL NET YARDS GAINED

Most, Game

- 601 AFC Championship, Jan. 5, 1964 vs. Boston
- 564 AFC Divisional, Jan. 2, 1982 at Miami (OT)
- 479 AFC First Round, Jan. 9, 1983 at Pittsburgh

Most, Game, Opponent

- 498 AFC Divisional, Jan. 13, 2019 at New England
- 466 AFC Divisional, Jan. 2, 1982 at Miami (OT)
- 449 Super Bowl XXIX, Jan. 29, 1995 vs. S.F.

Most, Game, Both Teams

- 1,030 AFC Divisional, Jan. 2, 1982 at Miami (OT)
- 901 AFC First Round, Jan. 9, 1983 at Pittsburgh
- 862 AFC Championship, Jan. 5, 1964 vs. Boston

NET YARDS GAINED RUSHING

Most, Game

- 309 AFC Championship, Jan. 5, 1964 vs. Boston
- 202 AFC Wild Card, Jan. 8, 1995 vs. Miami
- 196 AFC Wild Card, Jan. 5, 2014 at Cincinnati

Most, Game, Opponent

- 219 AFC Championship, Dec. 26, 1964 vs. Buffalo
- 214 AFC Second Round, Jan. 16, 1983 at Miami
- 178 AFC Wild Card, Dec. 31, 1995 vs. Indianapolis

Most, Game, Both Teams

- 384 AFC Championship, Jan. 5, 1964 vs. Boston
- 343 AFC Championship, Dec. 26, 1964 vs. Buffalo
- 323 AFC Wild Card, Dec. 31, 1995 vs. Indianapolis

NET YARDS GAINED PASSING

Most, Game

- 415 AFC Divisional, Jan. 2, 1982 at Miami (OT)
- 351 AFC Championship, Jan. 11, 1981 vs. Oakland
- 333 AFC First Round, Jan. 9, 1983 at Pittsburgh

Most, Game, Opponent

- 402 AFC Divisional, Jan. 13, 2008 at Indianapolis
- 388 AFC Divisional, Jan. 2, 1982 at Miami (OT)
- 349 AFC Championship, Jan. 15, 1995 at Pit.

Most, Game, Both Teams

- 803 AFC Divisional, Jan. 2, 1982 at Miami (OT)
- 714 AFC Divisional, Jan. 13, 2008 at Indianapolis
- 659 AFC Divisional, Jan. 13, 2019 at New England

COMMUNITY

FRONT OFFICE

VETERANS

DRAFT PICKS & FREE AGENTS

2020 IN REVIEW

POSTSEASON RECORDS

GENERAL INFORMATION

THE LAST TIME

Regular season in regular font | Postseason in *italics*

RUSHING

200 Yards Rushing, Individual

CHARGERS — LaDainian Tomlinson, Dec. 28, 2003 vs. Oakland (243 yards)
OPPONENT — Adrian Peterson, Nov. 4, 2007 at Minnesota (296 yards)
CHARGERS — Keith Lincoln, *AFL Championship*,
Jan. 5, 1964 vs. Boston (206 yards)
OPPONENT — *Never*

100 Yards Rushing, Individual

CHARGERS — Austin Ekeler, Dec. 8, 2019 at Jacksonville (101 yards)
OPPONENT — James Robinson, Oct. 25, 2020 vs. Jacksonville (119 yards)
CHARGERS — Darren Sproles, *AFC Wild Card*,
Jan. 3, 2009 vs. Indianapolis (105 yards)
OPPONENT — Sony Michel, *AFC Divisional*,
Jan. 13, 2019 at New England (129 yards)

100 Yards Rushing, One Half, Individual

CHARGERS — Melvin Gordon, Oct. 29, 2017 at New England
 (113 yards in first half)
OPPONENT — Damien Williams, Dec. 29, 2019 at Kansas City
 (113 yards in second half)
CHARGERS — Keith Lincoln, *AFL Championship*,
Jan. 5, 1964 vs. Boston (176 yards in first half)
OPPONENT — Sony Michel, *AFC Divisional*,
Jan. 13, 2019 at New England (105 yards in first half)

Two 100-Yard Rushers

CHARGERS — Darren Sproles (122 yards) and
 LaDainian Tomlinson (116 yards) Dec. 16, 2007, vs. Detroit
OPPONENT — Frank Gore (158 yards) and Colin Kaepernick (151 yards),
 Dec. 20, 2014 at San Francisco
CHARGERS — *Never*
OPPONENT — *Never*

Four Touchdowns Rushing, Individual

CHARGERS — LaDainian Tomlinson, Oct. 14, 2007 vs. Oak. (3, 27, 13, 41
 yards)
OPPONENT — *Never*
CHARGERS — *Never*
OPPONENT — *Never*

Three Touchdowns Rushing, Individual

CHARGERS — Melvin Gordon, Oct. 15, 2018, at Cleveland (4, 10, 11 yards)
OPPONENT — Darrel Young, Nov. 3, 2013 at Washington (1, 1, 4 yards)
CHARGERS — *Never*
OPPONENT — Sony Michel, *AFC Divisional*,
Jan. 13, 2019 at New England (1, 14, 5 yards)

Two Touchdowns Rushing, Individual

CHARGERS — Melvin Gordon, Dec. 22, 2019 vs. Oakland (1, 1 yards)
OPPONENT — Cam Newton, Dec. 6, 2020 vs. New England (1, 2 yards)
CHARGERS — Darren Sproles, *AFC Wild Card*,
Jan. 3, 2009 vs. Indianapolis (9, 22 yards)
OPPONENT — Sony Michel, *AFC Divisional*,
Jan. 13, 2019 at New England (1, 14, 5 yards)

PASSING

500 Yards Passing, Individual

CHARGERS — Philip Rivers, Oct. 18, 2015 at Green Bay (503 yards)
OPPONENT — *Never*
CHARGERS — *Never*
OPPONENT — *Never*

400 Yards Passing, Individual

CHARGERS — Philip Rivers, Nov. 18, 2018 vs. Denver (401 yards)
OPPONENT — Michael Vick, Sept. 15, 2013 at Philadelphia (428 yards)
CHARGERS — Dan Fouts, *AFC Divisional*,
Jan. 2, 1982 at Miami (433 yards)
OPPONENT — Peyton Manning, *AFC Divisional*,
Jan. 13, 2008 at Indianapolis (402 yards)

300 Yards Passing, Individual

CHARGERS — Justin Herbert, Jan. 3, 2021 at Kansas City (302 yards)
OPPONENT — Drew Brees, Oct. 12, 2020 at New Orleans (325 yards)
CHARGERS — Philip Rivers, *AFC Divisional*,
Jan. 13, 2019 at New England (331 yards)
OPPONENT — Tom Brady, *AFC Divisional*,
Jan. 13, 2019 at New England (343 yards)

Six Touchdown Passes, Individual

CHARGERS — Dan Fouts, Nov. 22, 1981 at Oakland (12, 15, 29, 4, 5, 6 yards)
OPPONENT — *Never*
CHARGERS — *Never*
OPPONENT — *Never*

Five Touchdown Passes, Individual

CHARGERS — Drew Brees, Oct. 31, 2004 vs. Oakland (17, 13, 23, 5, 1 yards)
OPPONENT — Tom Brady, Oct. 4, 2020 at Tampa Bay (3, 6, 28, 19, 9 yards)
CHARGERS — *Never*
OPPONENT — *Never*

Four Touchdown Passes, Individual

CHARGERS — Justin Herbert, Oct. 12, 2020 at New Orleans (17, 4, 3, 64 yards)
OPPONENT — Tom Brady, Oct. 4, 2020 at Tampa Bay (3, 6, 28, 19, 9 yards)
CHARGERS — *Never*
OPPONENT — Don Strock, *AFC Divisional*,
Jan. 2, 1982 at Miami (1, 40, 15, 50 yards)

Three Touchdown Passes, Individual

CHARGERS — Justin Herbert, Jan. 3, 2021 at Kansas City (8, 4, 48 yards)
OPPONENT — Drew Lock, Nov. 1, 2020 vs. Denver (9, 40, 1 yards)
CHARGERS — Philip Rivers, *AFC Divisional*,
Jan. 13, 2019 at New England (43, 1, 8 yards)
OPPONENT — Peyton Manning, *AFC Divisional*,
Jan. 13, 2008 at Indianapolis (25, 9, 55 yards)

Six Interceptions Thrown, Individual

CHARGERS — Ed Luther, Oct. 31, 1983 vs. Washington
OPPONENT — Peyton Manning, Nov. 11, 2007 vs. Indianapolis
CHARGERS — *Never*
OPPONENT — *Never*

Five Interceptions Thrown, Individual

CHARGERS — Craig Whelihan, Dec. 13, 1998 at Seattle
OPPONENT — Nathan Peterman, Nov. 19, 2017 vs. Buffalo
CHARGERS — Dan Fouts, *AFC Second Round*, *Jan. 16, 1983 at Miami*
OPPONENT — George Blanda, *AFL Championship*,
Dec. 24, 1961 vs. Houston Oilers

Four Interceptions Thrown, Individual

CHARGERS — Philip Rivers, Nov. 18, 2019 vs. Kansas City in Mexico City, Mexico
OPPONENT — Nathan Peterman, Nov. 19, 2017 vs. Buffalo
CHARGERS — Stan Humphries, *AFC Wild Card*, *Dec. 31, 1995 vs. Indianapolis*
OPPONENT — George Blanda, *AFL Championship*,
Dec. 24, 1961 vs. Houston Oilers

RECEIVING

10 or More Receptions, Individual

CHARGERS — Austin Ekeler, Nov. 29, 2020 at Buffalo (11 receptions)
OPPONENT — Emmanuel Sanders, Oct. 12, 2020 at New Orleans (12 receptions)
CHARGERS — Ronnie Harmon, *AFC Wild Card*,
Dec. 31, 1995 vs. Indianapolis (10 receptions)
OPPONENT — James White, *AFC Divisional*,
Jan. 13, 2019 at New England (15 receptions)

200 Yards Receiving, Individual

CHARGERS — Malcolm Floyd, Oct. 10, 2010 at Oakland (213 yards)
OPPONENT — Chad Johnson, Nov. 12, 2006 at Cincinnati (260 yards)
CHARGERS — *Never*
OPPONENT — *Never*

100 Yards Receiving, Individual

CHARGERS — Mike Williams, Jan. 3, 2021 at Kansas City (108 yards)
OPPONENT — Darren Waller, Dec. 17, 2020 at Las Vegas (150 yards)
CHARGERS — Keenan Allen, *AFC Divisional*,
Jan. 12, 2014 at Denver (142 yards)
OPPONENT — Julian Edelman, *AFC Divisional*,
Jan. 13, 2019 at New England (151 yards)

100 Yards Receiving, One Half, Individual

CHARGERS — Keenan Allen, Nov. 22, 2020 vs. N.Y. Jets (108 yards in first half)
OPPONENT — Antonio Brown, Dec. 2, 2018 at Pittsburgh (117 yards in first half)
CHARGERS — Keenan Allen, *AFC Divisional*,
Jan. 12, 2014 at Denver (142 yards in second half)
OPPONENT — Julian Edelman, *AFC Divisional*,
Jan. 13, 2019 at New England (107 yards in first half)

Two 100-Yard Receivers

CHARGERS — Keenan Allen (108 yards) and Melvin Gordon (102 yards),
 Sept. 9, 2018 vs. Kansas City
OPPONENT — Emmanuel Sanders (120 yards) and
 Demaryius Thomas (105 yards), Oct. 23, 2014 at Denver
CHARGERS — Chris Chambers (133 yards) and Vincent Jackson (114 yards),
AFC Wild Card, *Jan. 6, 2008*
OPPONENT — Tony Nathan (114 yards) and Duriel Harris (106 yards),
AFC Divisional, *Jan. 2, 1982*

Five Touchdown Receptions, Individual

CHARGERS — Kellen Winslow, Nov. 22, 1981 at Oakland (15, 29, 4, 5, 3 yards)
OPPONENT — *Never*
CHARGERS — *Never*
OPPONENT — *Never*

Four Touchdown Receptions, Individual

CHARGERS — Kellen Winslow, Nov. 22, 1981 at Oakland (15, 29, 4, 5, 3 yards)
OPPONENT — Daryl Turner, Sept. 15, 1985 vs. Seattle (34, 15, 30, 7 yards)
CHARGERS — *Never*
OPPONENT — *Never*

Three Touchdown Receptions, Individual

CHARGERS — Danny Woodhead, Dec. 20, 2015 vs. Miami (20, 9, 9 yards)
OPPONENT — Emmanuel Sanders, Oct. 23, 2014 at Denver (2, 31, 3 yards)
CHARGERS — *Never*
OPPONENT — *Jerry Rice, Super Bowl XXIX at Joe Robbie Stadium, Jan. 29, 1995 vs. San Francisco (44, 15, 7 yards)*

Two Touchdown Receptions, Individual

CHARGERS — Mike Williams, Oct. 12, 2020 at New Orleans (4, 64 yards)
OPPONENT — Courtland Sutton, Dec. 1, 2019 at Denver (26, 5 yards)
CHARGERS — Keenan Allen, *AFC Divisional, Jan. 12, 2014 at Denver (16, 16 yards)*
OPPONENT — *Michael Crabtree, AFC Wild Card, Jan. 6, 2019 at Baltimore (31, 7 yards)*

COMBINATION**100 Yards Rushing and Receiving, Individual**

CHARGERS — Austin Ekeler, Dec. 8, 2019 at Jacksonville (101 yards rushing, 112 yards receiving)
OPPONENT — Essex Johnson, Sept. 30, 1973 vs. Cincinnati (121 yards rushing, 116 yards receiving)
CHARGERS — *Keith Lincoln, AFC Championship, Jan. 5, 1964 vs. Boston (206 yards rushing, 123 yards receiving)*
OPPONENT — *Never*

300-Yard Passer, 100-Yard Rusher and 100-Yard Receiver

CHARGERS — Philip Rivers (314 yards passing), Austin Ekeler (101 yards rushing), Austin Ekeler (112 yards receiving), Dec. 8, 2019 at Jacksonville
OPPONENT — Tom Brady (369 yards passing), Ronald Jones (111 yards rushing), Mike Evans (122 yards receiving), Oct. 4, 2020 at Tampa Bay
CHARGERS — *Dan Fouts (333 yards passing), Chuck Muncie (126 yards rushing), Wes Chandler (124 yards receiving), Kellen Winslow (102 yards receiving), AFC Wild Card, Jan. 9, 1983 at Pittsburgh)*
OPPONENT — *Tom Brady (343 yards passing), Sony Michel (129 yards rushing), Julian Edelman (151 yards receiving), AFC Divisional, Jan. 13, 2019 at New England)*

INTERCEPTIONS**Four Interceptions, Individual**

CHARGERS — *Never*
OPPONENT — Kwamie Lassiter, Dec. 27, 1998 at Arizona (4 interceptions)
CHARGERS — *Never*
OPPONENT — *Vernon Perry, AFC Divisional, Dec. 29, 1979 vs. Houston Oilers (4 interceptions)*

Three Interceptions, Individual

CHARGERS — Antonio Cromartie, Nov. 11, 2007 vs. Indianapolis (3 interceptions)
OPPONENT — Kwamie Lassiter, Dec. 27, 1998 at Arizona (4 interceptions)
CHARGERS — *Never*
OPPONENT — *Vernon Perry, AFC Divisional, Dec. 29, 1979 vs. Houston Oilers (4 interceptions)*

Two Interceptions, Individual

CHARGERS — Desmond King, Oct 14, 2018 at Cleveland (2 interceptions)
OPPONENT — Erik Harris, Nov. 7, 2019 at Oakland (2 interceptions)
CHARGERS — *Glen Edwards, AFC Divisional, Jan. 3, 1981 vs. Buffalo (2 interceptions)*
OPPONENT — *Jason Belsler, AFC Wild Card, Dec. 31, 1995 vs. Indianapolis (2 interceptions)*

Interception Returned for Touchdown

CHARGERS — Tevaughn Campbell, Nov. 22, 2020 vs. New York Jets (6 yards of Joe Flacco)
OPPONENT — Erik Harris, Nov. 7, 2019 at Oakland (56 yards of Philip Rivers)
CHARGERS — *Never*
OPPONENT — *Never*

SACKS**Five Sacks, Individual**

CHARGERS — Leslie O'Neal, Nov. 16, 1986 vs. Dallas (5.0 sacks)
OPPONENT — *Never*
CHARGERS — *Never*
OPPONENT — *Never*

Four-and-One-Half Sacks, Individual

CHARGERS — Leslie O'Neal, Nov. 16, 1986, vs. Dallas (5.0 sacks)
OPPONENT — Hugh Douglas, Oct. 18, 1998 vs. Philadelphia (4.5 sacks)
CHARGERS — *Never*
OPPONENT — *Never*

Four Sacks, Individual

CHARGERS — Antwan Barnes, Dec. 18, 2011 vs. Baltimore (4.0 sacks)
OPPONENT — Justin Houston, Dec. 28, 2014 at Kansas City (4.0 sacks)
CHARGERS — *Never*
OPPONENT — *Never*

Three-and-One-Half Sacks, Individual

CHARGERS — Kendall Reyes, Dec. 23, 2012 at New York Jets (3.5 sacks)
OPPONENT — Justin Houston, Dec. 28, 2014 at Kansas City (3.5 sacks)
CHARGERS — *Never*
OPPONENT — *Never*

Three Sacks, Individual

CHARGERS — Joey Bosa, Nov. 29, 2020 at Buffalo (3.0 sacks)
OPPONENT — Dee Ford, Dec. 13, 2015 at Kansas City (3.0 sacks)
CHARGERS — *Never*
OPPONENT — *Never*

Two-and-One-Half Sacks, Individual

CHARGERS — Joey Bosa, Nov. 29, 2020 at Buffalo (3.0 sacks)
OPPONENT — Clelin Ferrell, Nov. 7, 2019 at Oakland (2.5 sacks)
CHARGERS — *Burt Grossman, AFC Wild Card, Jan. 2, 1993 vs. Kansas City (2.5 sacks)*
OPPONENT — *Never*

Two Sacks, Individual

CHARGERS — Joey Bosa, Nov. 29, 2020 at Buffalo (3.0 sacks)
OPPONENT — Derek Wolfe, Dec. 1, 2019 at Denver (2.0 sacks)
CHARGERS — *Melvin Ingram, AFC Wild Card, Jan. 6, 2019 at Baltimore (2.0 sacks)*
OPPONENT — *Shaun Phillips, AFC Divisional, Jan. 12, 2014 at Denver (2.0 sacks)*

TOUCHDOWNS**Five Touchdowns, Individual**

CHARGERS — Kellen Winslow, Nov. 22, 1981 at Oakland (15-, 29-, 4-, 5-, 3-yard receptions)
OPPONENT — *Never*
CHARGERS — *Never*
OPPONENT — *Never*

Four Touchdowns, Individual

CHARGERS — Danny Woodhead, Dec. 20, 2015 vs. Miami (20-, 9-, 9-yard receptions; 2-yard run)
OPPONENT — Harvey Williams, Nov. 16, 1997, vs. Oakland (8-, 32-yard receptions; 1-, 1-yard runs)
CHARGERS — *Never*
OPPONENT — *Never*

Three Touchdowns, Individual

CHARGERS — Austin Ekeler, Sept. 8, 2019, vs. Indianapolis (1-, 55-yard receptions; 7-yard run)
OPPONENT — Tyreek Hill, Sept. 9, 2018, vs. Kansas City (58-, 1-yard receptions; 91-yard punt return)
CHARGERS — *Never*
OPPONENT — *Sony Michel, AFC Divisional, Jan. 13, 2019 at New England (1-, 14-, 5-yard runs)*

FIELD GOALS AND PATS**Six Field Goals Made, Individual**

CHARGERS — Greg Davis, Oct. 5, 1997 at Oakland (30, 22, 38, 43, 33, 33 yards)
OPPONENT — Phil Dawson, Nov. 5, 2006 vs. Cleveland (37, 20, 42, 30, 36, 35 yards)
CHARGERS — *Never*
OPPONENT — *Never*

Five Field Goals Made, Individual

CHARGERS — Nate Kaeding, Sept. 10, 2012 at Oakland (23, 28, 19, 41, 45 yards)
OPPONENT — Joey Slye, Sept. 27, 2020 vs. Carolina (29, 24, 30, 22, 31 yards)
CHARGERS — *Michael Badgley, AFC Wild Card, Jan. 6, 2019 at Baltimore (21, 53, 40, 34, 47 yards)*
OPPONENT — *Never*

Four Field Goals Made, Individual

CHARGERS — Michael Badgley, Dec. 27, 2020 vs. Denver (37, 43, 25, 37 yards)
OPPONENT — Joey Slye, Sept. 27, 2020 vs. Carolina (29, 24, 30, 22, 31 yards)
CHARGERS — *Michael Badgley, AFC Wild Card, Jan. 6, 2019 at Baltimore (21, 53, 40, 34, 47 yards)*
OPPONENT — *Never*

50-Yard Field Goal, Individual

CHARGERS — Michael Badgley, Nov. 1, 2020 at Denver (52 yards)
OPPONENT — Brandon McManus, Dec. 27, 2020 vs. Denver (50, 52 yards)
CHARGERS — *Michael Badgley, AFC Wild Card, Jan. 6, 2019 at Baltimore (53 yards)*
OPPONENT — *Stephen Gostkowski, AFC Divisional, Jan. 14, 2007 vs. New England (50 yards)*

Blocked Field Goal Attempt

CHARGERS — Darrell Stuckey, Nov. 23, 2014 vs. St. Louis (46-yard Greg Zuerlein attempt)

OPPONENT — Cody Davis, Dec. 6, 2020 vs. New England (58-yard Michael Badgley attempt)

CHARGERS — Leroy Jones, AFC Divisional, Jan. 2, 1982 at Miami (34-yard Uwe von Schamann attempt)

OPPONENT — Never

Two-Point Conversion

CHARGERS — Justin Jackson pass from Justin Herbert, Jan. 3, 2021 at Kansas City

OPPONENT — Ben Ellefson pass from Gardner Minshew II, Oct. 25, 2020 vs. Jacksonville

CHARGERS — Keenan Allen pass from Philip Rivers, AFC Divisional, Jan. 13, 2019 at New England

OPPONENT — Kevin Faulk run, AFC Divisional, Jan. 14, 2007 vs. New England

Point After Touchdown Missed

CHARGERS — Michael Badgley, Nov. 29, 2020 at Buffalo (First attempt, wide left)

OPPONENT — Sam Ficken, Nov. 22, 2020 vs. N.Y. Jets (First attempt, wide left, and third attempt, hit right upright)

CHARGERS — Rolf Benirschke, AFC Second Round, Jan. 16, 1993 at Miami (First attempt, wide right)

OPPONENT — Never

Blocked Point After Touchdown

CHARGERS — Isaac Rochell, Sept. 27, 2020 vs. Carolina (Joey Slye, first attempt)

OPPONENT — Denico Aury, Dec. 31, 2017 vs. Oakland (Nick Rose, third attempt)

CHARGERS — Never

OPPONENT — Never

PUNTING**80-Yard Punt**

CHARGERS — Never

OPPONENT — Dustin Colquitt, Dec. 2, 2007 at Kansas City (81 yards)

CHARGERS — Never

OPPONENT — Never

70-Yard Punt

CHARGERS — Mike Scifres, Sept. 21, 2014 at Buffalo (72 yards)

OPPONENT — Kevin Huber, Sept. 13, 2020 at Cincinnati (70 yards)

CHARGERS — Never

OPPONENT — Ray Guy, AFC Championship, Jan. 11, 1981 vs. Oakland (71 yards)

60-Yard Punt

CHARGERS — Ty Long, Oct. 4, 2020 at Tampa Bay (61 yards)

OPPONENT — Jake Bailey, Dec. 6, 2020 vs. New England (65 yards)

CHARGERS — Mike Scifres, AFC Divisional, Jan. 12, 2014 at Denver (62 yards)

OPPONENT — Hunter Smith, AFC Wild Card, Jan. 3, 2009 vs. Indianapolis (63 yards)

Blocked Punt

CHARGERS — Jerry Attaochu of Drew Butler, Sept. 8, 2014 at Arizona

OPPONENT — Henry Anderson of Ty Long, Nov. 22, 2020 vs. N.Y. Jets

CHARGERS — Never

OPPONENT — Lou Piccone of Rick Partridge, AFC Divisional, Jan. 3, 1981 vs. Buffalo

10 or More Punts, Individual

CHARGERS — Drew Kaser, Nov. 12, 2017 at Jacksonville (10 punts for 485 yards)

OPPONENT — Chad Stanley, Sept. 15, 2002 vs. Houston (10 punts for 406 yards)

CHARGERS — Never

OPPONENT — Never

No Punts

CHARGERS — Sept. 29, 2019 at Miami

OPPONENT — Sept. 19, 2010 vs. Jacksonville

CHARGERS — Never

OPPONENT — AFC Divisional, Jan. 12, 2014 at Denver

OTHER SPECIAL TEAMS**Kickoff Returned for Touchdown**

CHARGERS — Michael Spurlock, Dec. 30, 2012 vs. Oakland (99 yards)

OPPONENT — Mecole Hardman, Dec. 29, 2019 at Kansas City (104 yards)

CHARGERS — Andre Coleman, Super Bowl XXIX at Joe Robbie Stadium, Jan. 29, 1995 vs. San Francisco (98 yards)

OPPONENT — Never

Punt Returned for Touchdown

CHARGERS — Desmond King, Oct. 6, 2019 vs. Denver (68 yards)

OPPONENT — Gunner Olszewski, Dec. 6, 2020 vs. New England (70 yards)

CHARGERS — Wes Chandler, AFC Divisional, Jan. 2, 1982 at Miami (58 yards)

OPPONENT — Santonio Holmes, AFC Divisional, Jan. 11, 2009 at Pittsburgh (67 yards)

Blocked Punt Returned for Touchdown

CHARGERS — Jacob Hester, Oct. 25, 2009 at Kansas City (Recovered own blocked Dustin Colquitt punt in end zone)

OPPONENT — Daniel Thomas, Oct. 25, 2020 vs. Jacksonville (Recovered own blocked Ty Long punt, returned recovery 16 yards)

CHARGERS — Never

OPPONENT — Never

Recovered Own Outside Kick Attempt

CHARGERS — Darrell Stuckey of Nick Novak kick, Nov. 18, 2012, at Denver

OPPONENT — Jonathan Grimes of Nick Novak kick, Nov. 27, 2016 at Houston

CHARGERS — Richard Marshall of Nick Novak kick, AFC Divisional, Jan. 12, 2014 at Denver

OPPONENT — Never

OTHER DEFENSE**Shutout Posted**

CHARGERS — Oct. 22, 2017 vs. Denver Broncos (21-0 Chargers win)

OPPONENT — Dec. 6, 2020 vs. New England (45-0, Patriots win)

CHARGERS — AFC Wild Card, Jan. 2, 1993 vs. Kansas City (Chargers win, 17-0)

OPPONENT — AFC Divisional, Jan. 10, 1993 at Miami (Dolphins win, 31-0)

Fumble Returned for Touchdown

CHARGERS — Kyle Emanuel, Dec. 30, 2018 at Denver (18 yards)

OPPONENT — Ifeadi Odenigbo, Dec. 15, 2019 vs. Minnesota (56 yards)

CHARGERS — Never

OPPONENT — Guy Ruff, AFC Wild Card, Jan. 9, 1983 at Pittsburgh (Recovered opening kickoff fumble in end zone)

Safety Scored

CHARGERS — Jan. 3, 2021 at Kansas City

(Chad Henne sacked by Isaac Rochell in end zone)

OPPONENT — Nov. 22, 2020 vs. N.Y. Jets

(Ty Long ran out of bounds out of the back of the end zone)

CHARGERS — AFC Divisional, Jan. 8, 1995 vs. Miami

(Bernie Parmalee tackled in end zone by Reuben Davis)

OPPONENT — Never

MISCELLANEOUS**No Penalties**

CHARGERS — Oct. 9, 2011 at Denver (Chargers win, 29-24)

OPPONENT — Dec. 4, 2005 vs. Oakland (Raiders win, 34-10)

CHARGERS — Never

OPPONENT — AFC Divisional, Jan. 10, 1993 at Miami (Dolphins win, 31-0)

Game Without Touchdown

CHARGERS — Dec. 6, 2020 vs. New England (Patriots win, 45-0)

OPPONENT — Nov. 11, 2018 at Oakland (Chargers win, 20-6)

CHARGERS — AFC Championship, Jan. 20, 2008 at New England (Patriots win, 21-12)

OPPONENT — AFC Wild Card, Jan. 6, 2008 vs. Tennessee (Chargers win, 17-6)

50 Points, Game

CHARGERS — Nov. 19, 2017 vs. Buffalo (Chargers win, 54-24)

OPPONENT — Oct. 1, 2000 at St. Louis (Rams win, 57-31)

CHARGERS — AFL Championship, Jan. 5, 1964 vs. Boston (Chargers win, 51-10)

OPPONENT — Never

40 Points, Game

CHARGERS — Dec. 8, 2019 at Jacksonville (Chargers win, 45-10)

OPPONENT — Dec. 6, 2020 vs. New England (Patriots win, 45-0)

CHARGERS — AFC Divisional, Jan. 2, 1982 at Miami

(Chargers win, 41-38)

OPPONENT — AFC Divisional, Jan. 13, 2019 at New England (Patriots win, 41-28)

600 Yards Total Offense, Game

CHARGERS — Dec. 20, 1982 vs. Cincinnati (661 yards)

OPPONENT — Oct. 1, 2000 at St. Louis (614 yards)

CHARGERS — AFL Championship, Jan. 5, 1964 vs. Boston (610 yards)

OPPONENT — Never

500 Yards Total Offense, Game

CHARGERS — Dec. 8, 2019 at Jacksonville (525 yards)

OPPONENT — Sept. 23, 2018 at L.A. Rams (521 yards)

CHARGERS — AFC Divisional, Jan. 2, 1982 at Miami (564 yards)

OPPONENT — Never

BOLT UP ⚡



Nasir Adderley

NASIR ADDERLEY

#24 ⚡ CB

YEAR-BY-YEAR STATS

2020 FINAL STATISTICS

(7-9 Overall) Third AFC West - Anthony Lynn Home (4-4); Away (3-5)

Date	W/L	Score	Opponent	Att.
09/13	W	16-13	at Cincinnati	—
09/20	L	20-23 (OT)	Kansas City	—
09/27	L	16-21	Carolina	—
10/04	L	31-38	at Tampa Bay	6,383
10/12	L	27-30 (OT)	at New Orleans	749
10/25	W	39-29	Jacksonville	—
11/01	L	30-31	at Denver	5,231
11/08	L	26-31	Las Vegas	—
11/15	L	21-29	at Miami	12,751
11/22	W	34-28	N.Y. Jets	—
11/29	L	17-27	at Buffalo	—
12/06	L	0-45	New England	—
12/13	W	20-17	Atlanta	—
12/17	W	30-27 (OT)	at Las Vegas	—
12/27	W	19-16	Denver	—
01/03	W	38-21	at Kansas City	13,240

Team Statistics		Chargers		Opponent	
TOTAL FIRST DOWNS					
Rushing	373	324			
Passing	111	112			
Penalty	226	186			
3rd Down: Made/Att	36	26			
3rd Down Pct.	99/224	89/204			
4th Down: Made/Att	44.2%	43.6%			
4th Down Pct.	12/25	10/15			
4th Down Pct.	48.0%	66.7%			
TOTAL NET YARDS					
Avg. Per Game	6,113	5,495			
Total Plays	382.1	343.4			
NET YARDS RUSHING	1127	997			
Avg. Per Game	5.4	5.5			
Total Rushes	1784	1917			
NET YARDS PASSING	111.5	119.8			
Avg. Per Game	466	427			
Sacked/Yards Lost	4329	3578			
Gross Yards	270.6	223.6			
Attempts/Completions	34/219	27/137			
Completion Pct.	62.7/310	543/340			
Had Intercepted	65.9%	62.6%			
PUNTS/AVERAGE	10	12			
NET PUNTING AVG.	60/44.5	61/47.4			
PENALTIES/YARDS	34.1	42.2			
FUMBLES/BALL LOST	85/710	94/869			
TOUCHDOWNS	16/6	15/7			
Rushing	45	49			
Passing	12	29			
Returns	3	3			
TIME OF POSSESSION	31:14	28:46			

Score by Quarters		Q1	Q2	Q3	Q4	OT	PTS.
Chargers	73	146	89	70	6	384	
Opponents	84	111	102	120	9	426	

Scoring		TD	RU	PA	RT	PAT	FG	S	PTS.
M.Badgley	0	0	0	0	36/39	24/33	0	108	
K.Allen	8	0	8	0	0/0	0/0	1	50	
M.Williams	5	0	5	0	0/0	0/0	0	30	
J.Herbert	5	0	0	0	0/0	0/0	0	30	
H.Henry	4	0	4	0	0/0	0/0	0	24	
K.Ballage	3	3	0	0	0/0	0/0	0	18	
D.Parham	3	0	3	0	0/0	0/0	0	18	
J.Guyton	3	0	3	0	0/0	0/0	0	18	
T.Johnson	3	0	3	0	0/0	0/0	0	18	
A.Ekeler	3	1	2	0	0/0	0/0	0	18	
G.Nabers	2	0	2	0	0/0	0/0	0	12	
J.Kelley	2	2	0	0	0/0	0/0	0	12	
J.Reed	1	1	0	0	0/0	0/0	0	6	
T.Campbell	1	0	0	1	0/0	0/0	0	6	
V.Green	1	0	1	0	0/0	0/0	0	6	
M.Davis	1	0	1	0	0/0	0/0	0	6	
J.Jackson	0	0	0	0	0/0	0/0	1	2	
J.Rochell	0	0	0	0	0/0	0/0	0	2	
Chargers	45	12	31	2	36/39	24/33	2	384	
Opponents	49	17	29	3	40/44	28/32	3	426	

2-P. Conversions: K.Allen, J.Jackson. **Chargers 2-5,** Opponents 3-5.

Sacks: J.Bosa 7.5, U.Nwosu 4.5, J.Tillery 3.0, J.Rochell 2.5, N.Vigil 2.0, D.Perryman 1.0, R.Jenkins 1.0, J.Jones 1.0, K.Murray 1.0, D.Square 1.0, D.King 1.0, K.White 0.5, J.Adadue 0.5, C.Harris 0.5 **Chargers 27.0,** Opponents 40.0.

Special Teams Tackles (TT-T-A): Facyson 9-7-2, Vigil 8-3-5, Bello 7-5-2, Anderson 5-3-2, Egbule 5-4-1, Jefferson 5-3-2, Nabers 5-3-2, Adadue 4-1-3, Gilman 4-4-0, Long 4-3-1, Mazza 4-1-3, Campbell 3-2-1, Jackson 3-1-2, Jenkins 3-2-1, Nwosu 3-3-0, Reed 3-2-1, Christiansen 2-1-1, Rochell 2-1-1, Davis 1-0-1, Guyton 1-1-0, Kelley 1-1-0, King 1-1-0, Lemoniier 1-1-0, Watkins 1-1-0.

Passing	Att.	Comp.	Yds.	Comp.%	Yds./Att.
J.Herbert	595	396	4336	66.6%	7.3
T.Taylor	30	16	208	53.3%	6.9
E.Stick	1	1	4	100.0%	4.0
K.Allen	1	0	0	0.0%	0.0
Chargers	627	413	4548	65.9%	7.2
Opponents	543	340	3715	62.6%	6.8

Rushing	No.	Yds.	Avg.	Long	TD
A.Ekeler	116	530	4.6	27	1
J.Kelley	111	354	3.2	33	2
K.Ballage	88	290	3.3	17	3
J.Jackson	59	270	4.6	36	0
J.Herbert	55	234	4.3	31	5
T.Pope	15	76	5.1	26	0
J.Reed	5	29	5.8	8	1
T.Johnson	3	7	2.3	7	0
T.Taylor	2	12	6.0	4	0
G.Nabers	2	7	3.5	4	0
M.Williams	1	1	1.0	1	0
J.Guyton	2	0	0.0	4	0
K.Allen	1	-1	-1.0	-1	0
E.Stick	1	-2	-2.0	-2	0
T.Long	1	-28	-28.0	-28	0
Chargers	466	1784	3.8	36	12
Opponents	427	1917	4.5	55	17

Receiving	No.	Yds.	Avg.	Long	TD
K.Allen	100	992	9.9	28	8
H.Henry	60	613	10.2	33	4
A.Ekeler	54	403	7.5	28	2
M.Williams	48	756	15.8	64	5
J.Guyton	28	511	18.3	72	3
J.Kelley	23	148	6.4	35	0
T.Johnson	20	398	19.9	55	3
K.Ballage	20	99	5.0	16	0
J.Jackson	19	173	9.1	34	0
D.Parham	10	159	15.9	26	3
S.Anderson	8	106	13.3	23	0
T.Pope	8	42	5.3	11	0
K.Hill	7	73	10.4	25	0
G.Nabers	5	25	5.0	9	2
V.Green	3	50	16.7	26	1
Chargers	413	4548	11.0	72	31
Opponents	340	3715	10.9	54	29

Interceptions	No.	Yds.	Avg.	Long	TD
M.Davis	3	86	28.7	78	1
R.Jenkins	2	23	11.5	23	0
C.Harris	1	51	51.0	51	0
N.Alderley	1	39	39.0	39	0
C.Hayward	1	9	9.0	9	0
T.Campbell	1	6	6.0	6	1
J.Adadue	1	3	3.0	3	0
M.Williams	1	0	0.0	0	0
M.Ingram	1	0	0.0	0	0
Chargers	12	217	18.1	78	2
Opponents	10	146	14.6	66	0

Punting	No.	Yds.	Avg.	Net	TB	I-20	Lg.	B
T.Long	57	2669	46.8	34.1	3	12	63	3
Chargers	60	2669	44.5	34.1	3	12	63	3
Opponents	61	2893	47.4	42.2	11	26	70	0

Punt Returns	Ret.	Yds.	Avg.	Lg.	TD
K.Hill	12	11	83	6.9	3
D.King	6	4	17	2.8	7
Chargers	18	15	100	5.6	30
Opponents	37	8	564	15.2	70

Kickoff Returns	Ret.	Yds.	Avg.	Long	TD
J.Reed	21	435	20.7	46	0
N.Alderley	11	318	28.9	76	0
T.Johnson	6	111	18.5	26	3
J.Kelley	2	39	19.5	21	0
T.Pope	1	14	14.0	14	0
K.Hill	1	7	7.0	7	0
Chargers	42	924	22.0	76	0
Opponents	34	913	26.9	44	0

Field Goals	1-19	20-29	30-39	40-49	50+
M.Badgley	0/0	8/8	6/6	8/13	2/6
Chargers	0/0	8/8	6/6	8/13	2/6
Opponents	0/0	6/6	9/11	6/8	7/7

Badgley: (24G, 43G, 50N, 22G) (41G, 23G) (41G) (53G, 47N) (50N) (35G, 48N, 35G) (52G, 47G, 33G) (48N, 23G, 35G) (4) (44G, 23N) (48N, 58N) (35G, 43G) (22G, 47N, 51N) (37G, 43G, 26V, 37G) (0).

Defensive Tackles (TT-T-A-SK-TFL-QB Hits-INT-PD-FR-FR): Murray 107-61-39-10-5-1-0-3-0-0, Jenkins 81-55-25-10-4-1-2-4-0-0, White 77-45-27-0-5-4-3-0-0-0, Adley 69-56-11-0-0-1-1-3-0-1, Davis 63-46-15-0-0-2-0-3-14-0-0, Joseph 62-30-29-0-0-3-2-0-0-0-0, Perryman 48-24-23-1-0-3-2-1-0-1-0, Vigil 42-24-16-2-0-3-0-0-1-1-2, Hayward 41-36-5-0-0-0-1-8-0-0, Bosa 39-24-10-7-5-12-7-0-1-1, Harris 37-25-12-0-5-11-2-0-0, Jones 34-14-15-1-0-5-4-0-0-0-0, Tillery 30-18-13-3-0-3-14-0-2-2-1, Nwosu 30-16-13-4-5-11-0-2-0-0, Rochell 27-13-15-2-1-3-0-1-0-0, King 23-14-5-1-0-1-0-0-0-0, Square 20-8-1-1-0-2-0-0-0, Campbell 19-14-5-0-0-0-1-1-3-1-0, Adadue 17-11-5-0-5-0-1-1-2-0-0, Ingram 10-4-5-0-0-0-0-5-1-2-0-0, Facyson 7-6-1-0-0-0-0-0-0-1-0, Watkins 7-7-0-0-0-0-0-0-0-0, Broughton 4-0-4-0-0-0-0-0-0-0, Gilman 3-1-2-0-0-0-0-0-0-0, Egbule 2-0-2-0-0-0-0-0-0-0-0, Tranquilli 1-1-0-0-0-0-0-0-0-0-0, Gazzino 1-0-1-0-0-0-0-0-0-0-0, Lemoniier 1-0-1-0-0-0-0-0-0-0-0-0.

Passing	Att.	Comp.	Yds.	Comp.%	Yds./Att.	TD	TD%	Int.	Int.%	Long	Sack/Lost	Rating
J.Herbert	595	396	4336	66.6%	7.3	31	5.2%	10	1.7%	72t	32/17	98.3
T.Taylor	30	16	208	53.3%	6.9	0	0.0%	0	0.0%	37	2/1	75.4
E.Stick	1	1	4	100.0%	4.0	0	0.0%	0	0.0%	4	0/0	83.3
K.Allen	1	0	0	0.0%	0.0	0	0.0%	0	0.0%	0	0/0	39.6
Chargers	627	413	4548	65.9%	7.2	31	4.9%	10	1.6%	72t	34/219	97.0
Opponents	543	340	3715	62.6%	6.8	29	5.3%	12	2.2%	54t	27/137	91.4

2019 FINAL STATISTICS

(5-11 Overall) Fourth AFC West - Anthony Lynn
Home (2-6); Away (3-5)

Date	W/L	Score	Opponent	Att.
09/08	W	30-24 (OT)	Indianapolis	25,363
09/15	L	10-13	at Detroit	60,158
09/22	L	20-27	Houston	25,349
09/29	W	30-10	at Miami	64,278
10/06	L	13-20	Denver	25,357
10/13	L	17-24	Pittsburgh	25,425
10/20	L	20-23	at Tennessee	62,431
10/27	W	17-16	at Chicago	61,632
11/03	W	26-11	Green Bay	25,435
11/07	L	24-26	at Oakland	51,954
11/18	L	17-24	Kansas City	76,252
12/01	L	20-23	at Denver	74,638
12/08	W	45-10	at Jacksonville	57,866
12/15	L	10-39	Minnesota	25,446
12/22	L	17-24	Oakland	25,380
12/29	L	21-31	at Kansas City	73,680

Team Statistics		Chargers	Opponent
TOTAL FIRST DOWNS		348	285
Rushing		90	101
Passing		220	156
Penalty		39	28
3rd Down: Made/Att		86/195	88/195
3rd Down Pct.		44.3%	45.1%
4th Down: Made/Att		10/18	8/13
4th Down Pct.		55.6%	61.5%
TOTAL NET YARDS		5879	5009
Avg. Per Game		367.4	313.1
Total Plays		997	923
Avg. Per Play		5.9	5.4
NET YARDS RUSHING		1453	1805
Avg. Per Game		90.8	112.8
Total Rushes		366	429
NET YARDS PASSING		4426	3204
Avg. Per Game		276.6	200.3
Sacked/Yards Lost		34/222	30/190
Gross Yards		4648	3394
Attempts/Completions		597/394	464/328
Completion Pct.		66.0%	70.7%
Had Intercepted		20	11
PUNTS/AVERAGE		48/47.0	60/44.4
NET PUNTING AVG.		48/40.9	60/41.4
PENALTIES/YARDS		103/872	108/959
FUMBLES/BALL LOST		21/11	16/3
TOUCHDOWNS		37	40
Rushing		12	15
Passing		24	21
Returns		1	4
TIME OF POSSESSION		30:33	29:23

Score by Quarters		Q1	Q2	Q3	Q4	OT	PTS.
Chargers		53	115	69	94	6	337
Opponents		87	89	88	81	0	345

Scoring		TD	RU	PA	RT	PAT	FG	S	PTS.
A.Ekeler	11	3	8	0	0/0	0/0	0	0	66
M.Badgley	0	0	0	0	19/19	13/16	0	58	
M.Gordon	9	8	1	0	0/0	0/0	0	54	
K.Allen	6	0	6	0	0/0	0/0	0	36	
H.Henry	5	0	5	0	0/0	0/0	0	32	
T.Long	0	0	0	0	7/7	7/9	0	30	
C.McLaughlin	0	0	0	0	7/7	6/9	9	25	
M.Williams	2	0	2	0	0/0	0/0	0	12	
V.Green	1	0	1	0	0/0	0/0	0	6	
D.King	1	0	1	0	0/0	0/0	0	6	
T.Pope	1	0	1	0	0/0	0/0	0	6	
D.Watt	1	0	1	0	0/0	0/0	0	6	
Chargers	37	12	24	1	35/35	26/34	0	337	
Opponents	40	15	21	4	32/38	23/33	0	345	

2-Pt. Conversions: H.Henry, Chargers 1-1, Opponents 2-2.

Sacks: J.Bosa 11.5, M.Ingram 7.0, D.King 2.5, U.Nwosu 2.0, J.Tillery 2.0, T.Davis 1.0, B.Mebane 1.0, I.Rochell 1.0, R.Teamer 1.0, Team 1.0. **Chargers 30**, Opponents 34

Special Teams Tackles (T-A-TT): Watt 16-13-3, Tranquill 11-1-0, Dzubnar 8-3-5, Facyson 6-5-1, Brown 5-4-1, G.Davis 5-5-0, Nwosu 4-2-2, Phillips 4-2-2, Pope 4-3-1, Watkins 3-2-1, Adlerley 2-2-0, Egbule 2-2-0, Moore 2-0-2, Patton 2-1-1, Rochell 2-0-2, Jenkins 1-0-1, King 1-1-0, Luani-1-0, Mazza 1-1-0.

Rushing	No.	Yds.	Avg.	Long	TD
M.Gordon	162	612	3.8	24	8
A.Ekeler	132	557	4.2	35	3
J.Jackson	29	200	6.9	40	0
P.Rivers	12	29	2.4	12	0
T.Pope	10	20	2.0	8	0
K.Allen	3	16	5.3	18	0
D.Watt	7	10	1.4	3	1
T.Taylor	10	7	0.7	9	0
M.Williams	1	2	2.0	2	0
Chargers	366	1453	4.0	40	12
Opponents	429	1805	4.2	84t	15

Receiving	No.	Yds.	Avg.	Long	TD
K.Allen	104	1199	11.5	46	6
A.Ekeler	92	993	10.8	84t	8
H.Henry	55	652	11.9	30t	5
M.Williams	49	1001	20.4	56	2
M.Gordon	42	296	7.0	25	1
V.Green	9	79	8.7	15	1
J.Jackson	9	22	2.4	9	0
D.Inman	8	132	16.5	28	0
A.Patton	6	56	9.3	15	0
T.Benjamin	6	30	5.0	13	0
L.Kendricks	3	50	16.7	24	0
G.Davis	3	38	12.7	19	0
D.Watt	3	32	10.7	21	0
J.Moore	2	43	21.5	32	0
T.Pope	2	14	7.0	13t	1
S.Culkin	1	12	12.0	12	0
Chargers	394	4648	11.8	84t	24
Opponents	328	3394	10.3	70t	21

Interceptions	No.	Yds.	Avg.	Long	TD
R.Jenkins	3	10	3.3	8	0
C.Hayward	2	37	18.5	37	0
M.Davis	2	15	7.5	15	0
M.Ingram	1	9	9.0	9	0
R.Teamer	1	3	3.0	3	0
D.Perryman	1	0	0.0	0	0
K.White	1	0	0.0	0	0
Chargers	11	74	6.7	37	0
Opponents	20	274	13.7	59	1

Punting	No.	Yds.	Avg.	Net	TB	I-20	Lg.	B
T.Long	48	2256	47.0	40.9	2	17	60	0
Chargers	48	2256	47.0	40.9	2	17	60	0
Opponents	60	2663	44.4	41.4	3	29	74	0

Punt Returns	Ret.	FC	Yds.	Avg.	Lg.	TD
D.King	21	11	118	5.6	68t	1
T.Pope	1	6	0	0.0	0	0
Chargers	22	17	118	5.4	68t	1
Opponents	33	8	252	7.6	24	0

Kickoff Returns	Ret.	Yds.	Avg.	Long	TD
D.King	16	331	20.7	43	0
T.Pope	14	288	20.6	34	0
J.Jackson	5	107	21.4	28	0
Chargers	35	726	20.7	43	0
Opponents	36	883	24.5	104t	1

Field Goals	1-19	20-29	30-39	40-49	50+
M.Badgley	0/0	5/5	2/2	6/8	0/1
T.Long	0/0	0/0	2/3	4/5	1/1
C.McLaughlin	0/0	2/2	2/2	1/4	1/1
Chargers	0/0	7/7	6/7	11/17	2/3
Opponents	1/1	7/8	3/4	9/12	3/8

Badgley: 0 (0) 0 (0) 0 (0) (29G, 40G, 34G, 43G, 44N) (27G) (27G, 40N, 26G, 49G) (30G, 55N, 46G) (40G) (41G) (27G) (1).

Long: (40G), (39G, 39N, 41N) (34G, 43G) (44G, 45G, 51G) 0 (0) 0 (0) 0 (0) 0 (0) 0 (0).

Defensive Tackles (T-A-TT-SK-TFL-QB Hits-INT-PD-PF-FR): T.Davis 65-47-112-10-3-2-0-2-0-0, Perryman 50-18-68-0-0-0-5-0-1-1-1-0, Bosa 47-20-67-11-5-18-31-0-0-1-0, Tranquill 50-14-64-0-0-0-4-0-0-1-0-0, Jenkins 34-19-53-0-0-2-0-3-4-0-0, King 39-11-50-2-5-4-4-0-2-1-1, Ingram 39-9-48-7-0-11-12-1-5-0-1, White 25-15-40-0-0-1-1-2-0-0, Teamer 30-10-40-1-0-1-1-1-2-0-0, M.Davis 31-8-39-0-0-0-0-0-2-9-0-0, Facyson 25-10-35-0-0-0-2-0-0-1-0-0-0, James 23-11-34-0-0-3-0-0-1-0-0, Hayward 28-4-32-0-0-0-2-8-0-0, Phillips 22-10-32-0-0-1-0-0-0-0-0-0, Jones 18-12-30-0-0-2-3-0-1-1-0, Mebane 15-17-27-1-0-1-2-0-0-0-0, Square 15-12-27-0-0-1-0-2-0-0, Nwosu 21-6-27-2-0-5-7-0-1-1-0, Watkins 18-8-26-0-0-1-0-0-0-0, Tillery 9-8-17-2-0-3-0-0-0-0, Rochell 3-12-17-0-1-1-0-1-0-0, Brown 4-1-5-0-0-0-0-0-0-0-1, Broughton 4-1-5-0-0-0-0-0-0-0-0, Williams 2-3-5-0-0-0-0-0-0-0-0, Egbule 2-0-2-0-0-0-0-0-0-0-0, McGill 0-2-2-0-0-0-0-0-0-0-0-0, Guyton 1-0-1-0-0-0-0-0-0-0-0, Kendricks 0-0-0-0-0-0-0-0-0-0-1-0.

Passing	Att.	Comp.	Yds.	Comp.%	Yds./Att.	TD	TD%	Int.	Int.%	Long	Sack/Lost	Rating
P.Rivers	591	390	4615	66.0	7.81	23	3.9	20	3.4	84t	34/222	88.5
T.Taylor	6	4	33	66.7	5.50	1	16.7	0	0.0	14t	0/0	120.1
Chargers	597	394	4648	66.0	7.79	24	4.0	20	3.4	84t	34/222	89.0
Opponents	464	328	3394	70.7	7.31	21	4.5	11	2.4	70t	30/190	96.7

2018 FINAL STATISTICS

(12-4 Overall) Second AFC West - Anthony Lynn Home (5-3); Away (7-1)

Date	W/L	Score	Opponent	Att.
09/09	L	28-38	Kansas City	25,351
09/16	W	31-20	at Buffalo	69,187
09/23	L	23-35	at L.A. Rams	68,947
09/30	W	29-27	San Francisco	25,397
10/07	W	26-10	Oakland	25,362
10/14	W	38-14	at Cleveland	67,431
10/21	W	20-19	Tennessee	84,301
11/04	W	25-17	at Seattle	68,989
11/11	W	20-6	at Oakland	54,750
11/18	L	22-23	Denver	25,462
11/25	W	45-10	Arizona	25,343
12/02	W	33-30	at Pittsburgh	61,069
12/09	W	26-21	Cincinnati	25,358
12/13	W	29-28	at Kansas City	75,091
12/22	L	10-22	Baltimore	25,571
12/30	W	23-9	at Denver	75,947

AFC Wild Card Playoffs

01/06	W	23-17	at Baltimore	70,432
-------	---	-------	--------------	--------

AFC Divisional Playoffs

01/13	L	28-41	at New England	65,878
-------	---	-------	----------------	--------

TOTAL FIRST DOWNS

	Chargers	Opponent
Rushing	100	101
Passing	213	178
Penalty	25	32
3rd Down Made/Att	70/177	79/202
3rd Down Pct.	39.5%	39.1%
4th Down Made/Att	7/8	11/20
4th Down Pct.	87.5%	55.0%

TOTAL NET YARDS

	Chargers	Opponent
Avg. Per Game	372.6	333.7
Total Plays	945	981
Avg. Per Play	6.3	5.4

NET YARDS RUSHING

	Chargers	Opponent
Avg. Per Game	187.3	169.3
Total Rushes	399	395

NET YARDS PASSING

	Chargers	Opponent
Avg. Per Game	408.9	364.6
Sacked/Yards Lost	255.6	227.9
Gross Yards	34/227	38/240
Attempts/Completions	4316	3886
Completion Pct.	512/348	548/351
Had Intercepted	68.0%	64.1%

PUNTS/AVERAGE

	Chargers	Opponent
NET PUNTING AVG.	62/42.6	67/47.7
PENALTIES/YARDS	62/37.2	67/40.6
FUMBLES/BALL LOST	113/967	103/828
TOUCHDOWNS	17/18	18/17

TOUCHDOWNS

	Chargers	Opponent
Rushing	16	11
Passing	32	23
Returns	3	4

TIME OF POSSESSION

Chargers	30:43	29:17
----------	-------	-------

Score by Quarters

	Q1	Q2	Q3	Q4	OT	PTS.
Chargers	78	151	99	100	0	428
Opponents	98	66	73	92	3	329

Scoring

	TD	RU	PA	RT	PAT	FG	S	PTS.
M.Gordon	14	10	4	0	0/0	0/0	0	88
M.Badgley	0	0	0	0	27/28	15/16	0	72
M.Williams	11	1	10	0	0/0	0/0	0	68
K.Allen	6	0	6	0	0/0	0/0	0	38
C.Sturgis	0	0	0	0	9/15	9/13	0	36
A.Ekeler	6	3	3	0	0/0	0/0	0	36
T.Williams	5	0	0	0	0/0	0/0	0	30
A.Gates	2	0	2	0	0/0	0/0	0	16
D.King	2	0	0	2	0/0	0/0	0	12
J.Jackson	2	2	0	0	0/0	0/0	0	12
V.Green	1	0	1	0	0/0	0/0	0	6
T.Benjamin	1	0	1	0	0/0	0/0	0	6
K.Emanuel	1	0	1	0	0/0	0/0	0	6
Chargers	51	16	32	3	36/43	24/29	0	428
Opponents	38	11	23	4	30/31	23/30	0	329

2-Pt. Conversions: Gates 2, Gordon 2, Allen, M. Williams **Chargers 6-8**, Opponents 1-7

Sacks: M.Ingram 7.0, J.Bosa 5.5, I.Rochell 5.0, D.Philon 4.0, D.James 3.5, U.Nwosu 3.5, D.Square 3.0, C.Liuget 1.5, J.Addae 1.0, J.Brown 1.0, B.Mebane 1.0, K.Emanuel 1.0, J.Jones 0.5, R.Jenkins 0.5 **Chargers 38**, Opponents 33

Special Teams Tackles (T-A-TT): Phillips 11-6-17, Dzubnar 6-4-10, Nwosu 6-4-10, Jenkins 5-5-10, Ekeler 8-0-8, G. Davis 3-5-8, M. Davis 5-1-6, Richards 4-1-5, Watt 2-3-5, Brown 2-2-4, Emanuel 2-2-4, Facyson 2-1-3, Johnson 2-1-3, Newsome 2-1-3, Pullard 2-1-3, Wilson 2-0-2, Badgley 1-1-2, King 1-0-1, Sturgis 1-0-1

Field Goals

	1-19	20-29	30-39	40-49	50+
M.Badgley	0/0	4/4	5/5	5/5	1/2
C.Sturgis	0/0	4/4	2/2	3/6	0/1
Chargers	0/0	8/8	7/7	8/11	1/3
Opponents	0/0	7/7	7/7	8/10	1/6

Defensive Tackles (T-A-TT-SK-TFL-OB Hits-INT-PD-FF-FR)

James 79-30-109-3-5-5-6-3-15-0-0, Brown 69-31-10-0-1-0-1-0-0-4-1-0, Phillips 55-22-77-0-0-4-1-12-1-0, Addae 51-21-72-1-0-1-1-6-0-1, Perryman 41-23-64-0-0-2-1-2-0-0, King 46-14-6-0-0-4-2-3-15-1-1, Square 25-30-55-3-0-5-0-3-0-0, Ingram 35-18-53-7-0-14-18-1-5-1-0, Mebane 25-28-53-1-0-3-2-0-1-1-0, Philon 26-24-50-0-0-8-0-0-1-0, Hayward 41-5-46-0-0-1-0-0-9-0-0, Davis 35-8-43-0-0-0-0-0-0-0-0, Rochell 21-21-42-5-0-8-4-1-1-0-0, Nwosu 15-15-28-2-3-5-4-5-10-0-1-0-0, Emanuel 19-8-27-1-0-3-2-0-0-1, Jones 10-16-26-0-0-5-3-0-0-0-0, Bosa 19-5-24-5-5-7-5-6-0-0-1, Williams 19-13-22-0-0-0-1-5-0-0, Liuget 11-9-20-1-5-5-2-0-1-0-1, White 12-7-19-0-1-0-3-0-0-0, Pullard 12-5-17-0-0-1-0-0-1-0-0, Jenkins 8-15-13-0-5-15-1-0-0-0-0, Landrum 4-3-7-0-0-0-3-0-0-0-0, McGill 2-0-2-0-0-0-0-0-0-0-0-0, Facyson 0-0-0-0-0-0-0-0-0-0-0-0

Rushing	No.	Yds.	Avg.	Long	TD
M.Gordon	175	885	5.1	34t	10
A.Ekeler	106	554	5.2	41	3
J.Allen	50	206	4.1	20	2
K.Allen	9	75	8.3	28	0
D.Newsome	11	49	4.5	16	0
T.Benjamin	7	41	5.9	19	0
M.Williams	7	28	4.0	19t	1
T.Williams	2	15	7.5	14	0
D.Watt	4	11	2.8	8	0
R.Rivers	18	7	0.4	7	0
G.Smith	8	2	0.3	9	0
M.Ingram	1	0	0.0	0	0
J.Jones	1	0	0.0	0	0

Chargers

Chargers	399	1873	4.7	41	16
----------	-----	------	-----	----	----

Opponents

Opponents	395	1693	4.3	43	11
-----------	-----	------	-----	----	----

Receiving

	No.	Yds.	Avg.	Long	TD
K.Allen	97	1196	12.3	54	6
M.Gordon	50	490	9.8	66t	4
M.Williams	43	664	15.4	55t	10
T.Williams	41	653	15.9	75t	5
A.Ekeler	39	404	10.4	44t	3
A.Gates	28	333	11.9	27	2
V.Green	19	210	11.1	26	1
J.Jackson	15	135	9.0	19	0
T.Benjamin	12	186	15.5	46t	1
D.Newsome	2	19	9.5	11	0
S.Culkin	1	24	24.0	24	0
D.Watt	1	2	2.0	2	0
G.Davis	0	0	0.0	0	0

Chargers

Chargers	348	4316	12.4	75t	32
----------	-----	------	------	-----	----

Opponents

Opponents	351	3866	11.1	82t	23
-----------	-----	------	------	-----	----

Interceptions

	No.	Yds.	Avg.	Long	TD
D.King	3	75	25.0	42t	1
D.James	3	30	10.0	23	0
T.Williams	1	86	86.0	86	0
J.Addae	1	19	19.0	19	0
D.Perryman	1	16	16.0	16	0
K.White	1	9	9.0	9	0
M.Ingram	1	8	8.0	8	0
I.Rochell	1	4	4.0	4	0
A.Phillips	1	0	0.0	0	0

Chargers

Chargers	13	247	19.0	86	1
----------	----	-----	------	----	---

Opponents

Opponents	12	87	7.3	42	1
-----------	----	----	-----	----	---

Punting

	No.	Yds.	Avg.	Net	TB	I-20	Lg.	B
D.Jones	47	1990	42.3	38.0	3	15	59	0
D.Kaser	13	629	48.4	35.4	1	5	66	1
C.Sturgis	1	24	24.0	24.0	0	1	24	0

Chargers

Chargers	62	2643	42.6	37.2	4	21	66	1
----------	----	------	------	------	---	----	----	---

Opponents

Opponents	67	3195	47.7	40.6	6	27	67	0
-----------	----	------	------	------	---	----	----	---

Punt Returns

	Ret.	FC	Yds.	Avg.	Lg.	TD
D.King	23	8	318	13.8	73t	1
J.Jones	5	2	24	4.8	11	0
T.Benjamin	5	4	16	3.2	8	0
K.Allen	1	1	0	0.0	0	0

Chargers

Chargers	34	15	358	10.5	73t	1
----------	----	----	-----	------	-----	---

Opponents

Opponents	28	15	257	9.2	9t	1
-----------	----	----	-----	-----	----	---

Kickoff Returns

	Ret.	Yds.	Avg.	Long	TD
D.King	22	522	23.7	40	0
J.Jones	3	69	23.0	33	0
K.Allen	1	25	25.0	25	0
D.James	1	20	20.0	20	0
T.Benjamin	1	17	17.0	17	0

Chargers

Chargers	28	653	23.3	40	0
----------	----	-----	------	----	---

Opponents

Opponents	61	1322	21.7	51	0
-----------	----	------	------	----	---

Passing

	Att.	Comp.	Yds.	Comp.%	Yds./Att.
R.Rivers	508	347	4308	68.3%	8.5
G.Smith	4	1	8	25.0%	2.0
K.Allen	0	0	0	0.0%	0.0
Chargers	512	348	4316	68.0%	8.4
Opponents	548	351	3886	64.1%	7.1

TD

	TD	TD%	Int.	Int-%	Long	Sack/Lost	Rating
D.King	32	6.3%	12	2.4%	75t	32/204	105.5
G.Smith	0	0.0%	0	0.0%	8	1/16	39.6
K.Allen	0	0.0%	0	0.0%	0	1/7	0.0
Chargers	32	6.3%	12	2.4%	75t	34/227	104.9
Opponents	23	4.2%	13	2.4%	82t	38/240	89.1

2017 FINAL STATISTICS

(9-7 Overall) Second AFC West - Anthony Lynn
Home (5-3); Away (4-4)

Date	W/L	Score	Opponent	Att.
09/11	L	21-24	at Denver	76,324
09/17	L	17-19	Miami	25,381
09/24	L	10-24	Kansas City	25,386
10/01	L	24-26	Philadelphia	25,374
10/08	W	27-22	at N.Y. Giants	77,373
10/15	W	17-16	at Oakland	54,685
10/22	W	21-0	Denver	25,388
10/29	L	13-21	at New England	65,878
11/12	L	17-20 OT	at Jacksonville	60,835
11/19	W	54-24	Buffalo	25,015
11/23	W	28-6	at Dallas	93,012
12/03	W	19-10	Cleveland	25,320
12/10	W	30-13	Washington	25,393
12/16	L	13-30	at Kansas City	75,011
12/24	W	14-7	at N.Y. Jets	77,562
12/31	W	30-10	Oakland	25,430

Team Statistics		Chargers	Opponent
TOTAL FIRST DOWNS			
		337	282
Rushing		84	99
Passing		220	153
Penalty		33	30
3rd Down: Made/Att		84/209	86/221
3rd Down Pct.		40.2	38.9
4th Down: Made/Att		5/11	6/20
4th Down Pct.		45.5	30.0
TOTAL NET YARDS			
		6026	5254
Avg. Per Game		376.6	328.4
Total Plays		1020	997
Avg. Per Play		5.9	5.3
NET YARDS RUSHING			
		1595	2098
Avg. Per Game		99.7	131.1
Total Rushes		419	430
NET YARDS PASSING			
		4431	3156
Avg. Per Game		276.9	197.3
Sacked/Yards Lost		18/120	43/261
Gross Yards		4551	3417
Att./Completions		583/366	524/329
Completion Pct.		62.8	62.8
Had Intercepted		11	18
PUNTS/AVERAGE			
		74/48.1	79/45.4
NET PUNTING AVG.			
		74/41.3	79/41.1
PENALTIES/YARDS			
		108/927	109/995
FUMBLES/BALL LOST			
		17/4	21/9
TOUCHDOWNS			
		43	29
Rushing		10	11
Passing		28	17
Returns		5	1
TIME OF POSSESSION			
		30:08	29:52

Score by Quarters		Q1	Q2	Q3	Q4	OT	PTS.
Chargers		44	143	85	83	0	355
Opponents		66	64	61	78	3	272
Scoring							
	TD	RU	PA	RT	PAT	FG	S
M.Gordon	12	8	4	0	0/0	0/0	72
N.Novak	0	0	0	0	17/18	9/13	44
K.Allen	7	0	6	1	0/0	0/0	42
A.Ekeler	5	2	3	0	0/0	0/0	30
T.Benjamin	5	0	4	1	0/0	0/0	30
T.Coons	0	0	0	0	5/6	7/8	26
H.Henry	4	0	4	0	0/0	0/0	24
T.Williams	4	0	4	0	0/0	0/0	24
Y.Koo	0	0	0	0	9/9	3/6	18
A.Gates	3	0	3	0	0/0	0/0	18
N.Rose	0	0	0	0	5/6	1/3	8
K.Toomer	1	0	0	1	0/0	0/0	6
M.Ingram	1	0	0	1	0/0	0/0	6
D.King	1	0	0	1	0/0	0/0	6
D.Kaser	0	0	0	0	1/3	0/0	1
Chargers							
	43	10	28	5	37/42	20/30	0
Opponents							
	29	11	17	1	23/26	23/27	1

2-Pt. Conversions: Chargers 0-1, Opponents 1-3

Sacks: J.Bosa 12.5, M.Ingram 10.5, C.McCain 5.0, D.Philon 4.5, D.King 4.0, C.Liugert 1.5, K.Emanuel 1.5, K.Toomer 1.0, T.Palepoi 1.0, I.Rochell 1.0, J.Addae 0.5, Chargers 43, Opponents 18

Special Teams Tackles (T-A-TT): Dzubnar 14-7-21, Ekeler 13-4-17, M. Davis 11-3-14, D. Watt 7-2-9, Jenkins 6-2-8, Onwuali 6-2-8, King 5-0-5, Phillips 3-1-4, J. Brown 0-3-3, Emanuel 3-0-3, N. Harris 2-1-3, Pullard 2-0-2, Tr. Williams 2-0-2, Coons 2-0-2, McGrath 2-0-2, Toomer 1-0-1, McCain 1-0-1, Attaochu 1-0-1, Cumber-land 1-0-1, Clemens 1-0-1, McCol 1-0-1

Passing	Att.	Comp.	Yds.	Comp.%	Yds./Att.	TD	TD%	Int.	Int.%	Long	Sack/Lost	Rating
P.Rivers	575	360	4515	62.6%	7.9	28	4.9%	10	1.7%	75f	18/120	95.9
K.Clemens	8	6	36	75.0%	4.5	0	0.0%	1	12.5%	10	0/0	43.8
Chargers	583	366	4551	62.8%	7.8	28	4.8%	11	1.9%	75f	18/120	95.1
Opponents	524	329	3417	62.8%	6.5	17	3.2%	18	3.4%	78f	43/261	78.1

Rushing	No.	Yds.	Avg.	Long	TD
M.Gordon	284	1105	3.9	87f	8
A.Ekeler	47	260	5.5	35t	2
T.Benjamin	13	96	7.4	22	0
B.Oliver	35	83	2.4	26	0
A.Williams	9	25	2.8	7	0
D.Watt	6	24	4.0	17	0
K.Allen	2	9	4.5	6	0
P.Rivers	18	-2	-0.1	8	0
K.Clemens	5	-5	-1.0	-1	0
Chargers	419	1595	3.8	87f	10
Opponents	430	2098	4.9	69t	11

Receiving	No.	Yds.	Avg.	Long	TD
K.Allen	102	1393	13.7	51	6
M.Gordon	58	476	8.2	49	4
H.Henry	45	579	12.9	34	4
T.Williams	43	728	16.9	75t	4
T.Benjamin	34	567	16.7	62t	4
A.Gates	30	316	10.5	27	3
A.Ekeler	27	279	10.3	38	3
M.Williams	11	95	8.6	20	0
B.Oliver	6	26	4.3	11	0
S.McGrath	4	46	11.5	23	0
D.Watt	2	35	17.5	23	0
D.Inman	2	9	4.5	7	0
J.Cumberland	2	2	1.0	2	0
Chargers	366	4551	12.4	75t	28
Opponents	329	3417	10.4	87t	17

Interceptions	No.	Yds.	Avg.	Long	TD
T.Boston	5	49	9.8	25	0
C.Hayward	4	7	1.8	7	0
T.Williams	2	28	14.0	21	0
A.Phillips	2	13	6.5	9	0
D.King	1	90	90.0	90t	1
K.Toomer	1	59	59.0	59t	1
K.Allen	1	32	32.0	32	0
K.Emanuel	1	23	23.0	23	0
H.Pullard	1	1	1.0	1	0
Chargers	18	302	16.8	90t	2
Opponents	11	265	24.1	96t	1

Punting	No.	Yds.	Avg.	Net	TB	I-20	Lg.	B
D.Kaser	74	3558	48.1	41.3	9	27	69	0
Chargers	74	3558	48.1	41.3	9	27	69	0
Opponents	79	3583	45.4	41.1	4	39	63	0

Punt Returns	Ret.	FC	Yds.	Avg.	Chrg.	Lg.	TD
T.Benjamin	27	25	257	9.5	65t	1	
D.King	1	1	2	2.0	2	0	
Chargers	28	26	259	9.3	65t	1	
Opponents	48	6	319	6.6	31	0	

Kickoff Returns	Ret.	Yds.	Avg.	Long	TD
D.King	17	353	20.8	44	0
A.Ekeler	5	85	17.0	22	0
M.Davis	2	36	18.0	19	0
T.Palepoi	1	9	9.0	0	0
Chargers	25	474	19.0	44	0
Opponents	46	1150	25.0	71	0

Field Goals	1-19	20-29	30-39	40-49	50+
N.Novak	0/0	4/4	4/5	0/2	1/2
T.Coons	0/0	4/4	2/3	1/1	0/0
Y.Koo	0/0	2/2	0/0	1/4	0/0
N.Rose	0/0	1/1	0/0	0/1	1/1
Chargers	0/0	11/11	6/8	2/8	4/6
Opponents	0/0	5/5	8/8	6/8	4/6

Defensive Tackles (T-A-TT-SK-TFL-QB Hits-INT-PD-FF-FR): Boss 61-38-99-125-17.5-22-0-2-4-1, Addae 70-25-95-05-7.5-0-10-0-0, Pullard 53-26-79-0-0-2-0-1-0-1, Boston 61-18-79-0-0-1-0-5-0-0, Brown 58-20-78-0-0-2-2-0-0-1, Ingram 50-26-76-10.5-22.5-25-0-1-1-2, King 61-10-71-4-0-6-6-15-0-0, Tr. Williams 47-85-0-0-2-0-2-13-0-0, Perryman 29-22-51-0-0-2-0-2-0-1, Toomer 29-17-46-1-0-1-1-3-2-0, Philon 28-18-46-4-5-8.5-6-0-1-1-0, Square 19-26-45-0-0-1-1-0-3-0-1, Hayward 33-7-40-0-0-2-0-4-2-1-2, Emanuel 15-22-37-15-15-0-0-0-0-0, Palepoi 20-17-37-1-0-1-0-0-0-0, Liugert 19-17-36-1-5-6.5-2-0-3-1-0, McCain 20-8-28-5-0-6-0-1-2-0, Harris 7-1-8-0-0-0-0-0-0-0-0, Attaochu 4-2-6-0-0-1-0-0-0-0, Jenkins 4-1-5-0-0-0-0-0-0-0, Rochell 4-1-5-1-0-2-0-0-0-0-0, M. Davis 4-0-4-0-0-0-0-0-2-0-0, Verrett 1-0-0-0-0-0-0-0-0-0-0, K. Allen 0-0-0-0-0-0-0-0-1-0-0

2016 FINAL STATISTICS

(5-11 Overall) Fourth AFC West - Mike McCoy Home (3-5); Away (2-6)

Date	W/L	Score	Opponent	Att.
09/11	L	27-33 OT	at Kansas City	73,238
09/18	W	39-14	Jacksonville	52,165
09/25	L	22-26	at Indianapolis	64,747
10/02	L	34-35	New Orleans	60,641
10/09	L	31-34	at Oakland	54,275
10/13	W	21-13	Denver	58,904
10/23	W	33-30 OT	at Atlanta	69,832
10/30	L	19-27	at Denver	76,756
11/06	W	43-35	Tennessee	52,281
11/13	L	24-31	Miami	55,107
11/27	W	21-13	at Houston	71,897
12/04	L	21-28	Tampa Bay	53,832
12/11	L	16-28	at Carolina	73,856
12/18	L	16-19	Oakland	68,352
12/24	L	17-20	at Cleveland	57,272
01/01	L	27-37	Kansas City	54,915

Team Statistics		Chargers	Opponent
TOTAL FIRST DOWNS			
Rushing		340	330
Passing		90	98
Penalty		214	204
3rd Down: Made/Att		36	28
3rd Down Pct.		85/200	83/208
4th Down: Made/Att		42.5	39.9
4th Down Pct.		6/12	11/16
TOTAL NET YARDS			
Avg. Per Game		5708	68.8
Total Plays		5708	5554
Avg. Per Play		356.8	347.1
NET YARDS RUSHING			
Avg. Per Game		1014	1025
Total Rushes		1510	1567
Sacked/Yards Lost		94.4	97.9
Gross Yards		398	410
Att./Completions		4198	3987
Completion Pct.		262.4	249.2
Had Intercepted		36/188	35/230
NET YARDS PASSING			
Avg. Per Game		4386	4217
Total Rushes		580/349	580/364
Completion Pct.		60.2	62.8
Had Intercepted		21	18
PUNTS/AVERAGE			
NET PUNTING AVG.		59/46.3	62/46.4
PENALTIES/YARDS		59/39.8	62/42.0
FUMBLES/BALL LOST		107/780	118/837
TOUCHDOWNS		22/14	18/10
Rushing		48	46
Passing		30	20
Returns		5	5
TIME OF POSSESSION			
		30:12	29:48

Score by Quarters		Q1	Q2	Q3	Q4	OT	PTS.
Chargers		78	139	112	78	3	410
Opponents		62	122	100	133	6	423

Scoring		TD	RU	PA	RT	PAT	FG	S	PTS.
Lambo		0	0	0	0	42/46	26/32	0	120
Gordon		12	10	2	0	0/0	0/0	0	72
Henry		8	0	8	0	0/0	0/0	0	48
Gates		7	0	7	0	0/0	0/0	0	42
Ty. Williams		7	0	7	0	0/0	0/0	0	42
Benjamin		4	0	4	0	0/0	0/0	0	24
Inman		4	0	4	0	0/0	0/0	0	24
Addae		1	0	0	1	0/0	0/0	0	6
Flowers		1	0	1	0/0	0/0	0/0	0	6
Hayward		1	0	1	0/0	0/0	0/0	0	6
Lowery		1	0	1	0/0	0/0	0/0	0	6
Reid		1	0	1	0/0	0/0	0/0	0	6
Woodhead		1	0	1	0/0	0/0	0/0	0	6
Chargers		48	10	33	5	42/46	26/32	1	410
Opponents		46	20	21	5	42/42	33/38	1	423

2-Pt. Conversions: Chargers 0-2, Opponents 2-3

Sacks: Bosa 10.5, Ingram 8, Brown 3.5, Square 2.5, Attaochu 2, Perryman 2, Landrum 1, Mebane 1, Philon 1, Reid 1, Toomer 1, To. Williams 1, Emanuel 0.5, McClain 0.5, Chargers 35, Opponents 36

Special Teams Tackles (T-A-TT): Perry 8-1-9, To. Williams 7-2-9, Stuckey 5-2-7, Toomer 4-0-4, Attaochu 3-1-4, D. Watt 3-1-4, McCoil 3-0-3, Emanuel 1-2-3, McCoil 2-1-3, Brown 1-2-3, Phillips 1-2-3, Addae 2-0-2, Reed 2-0-2, Hayward 1-0-1, Inman 1-0-1, Kaser 1-0-1, Mager 1-0-1, McClain 1-0-1, Perryman 1-0-1, Verrett 1-0-1, S. Williams 1-0-1

Defensive Tackles (T-A-TT-TFL-PR-KR-Hits-INT-FR-PP): Perryman 54-26-80-9-2-4-1-1-0-1, Brown 52-21-73-9-3-5-4-5-0-2-1-8, Toomer 39-30-69-9-1-1-2-3-1-1, Ingram 45-21-66-13-8-42-23-0-4-0-4, Liugert 32-32-64-12-0-30-9-0-0-1-3, Lowery 53-6-59-10-0-0-1-1-1-8, Hayward 51-8-59-2-0-0-0-0-0-2-3, Emanuel 30-19-49-7-0-5-9-6-0-1-1-2, Addae 42-7-49-3-0-0-0-1-0-0-3, Bosa 33-15-48-19-10.5-45-15-0-1-0-2,

Passing	Att.	Comp.	Yds.	Comp.%	Yds./Att.	TD	TD%	Int.	Int.%	Long	Sack/LO	Rating
Rivers	578	349	4386	60.4	7.59	33	5.7	21	3.6	59	36/188	87.9
Benjamin	1	0	0.0	0.0	0.0	0	0.0	0	0.0	---	0/0	39.6
Clemens	1	0	0.0	0.0	0.0	0	0.0	0	0.0	---	0/0	39.6
Chargers	580	349	4386	60.2	7.56	33	5.7	21	3.6	59	36/188	87.6
Opponents	580	364	4217	62.8	7.27	21	3.6	18	3.1	64t	35/230	83.8

Rushing	No.	Yds.	Avg.	Long	TD
Gordon	254	997	3.9	48	10
Farrow	60	192	3.2	11	0
Hillman	23	81	3.5	17	0
Woodhead	19	116	6.1	23	0
A. Williams	18	87	4.8	14	0
Rivers	14	35	2.5	10	0
D. Watt	2	4	2.0	2	0
McCluster	3	2	0.7	2	0
Kaser	1	0	0.0	0	0
Clemens	2	-1	-1.5	0	0
Benjamin	2	-3	-1.5	-1	0
Chargers	398	1510	3.8	48	10
Opponents	410	1567	3.8	40	20

Receiving	No.	Yds.	Avg.	Long	TD
Ty. Williams	69	1059	15.3	51t	7
Inman	58	810	14.0	57t	4
Gates	53	548	10.3	27	7
Benjamin	47	677	14.4	54	4
Gordon	41	419	10.2	35	2
Henry	36	478	13.3	59	8
Farrow	13	70	5.4	16	0
Hillman	7	36	5.1	10	0
McCluster	7	36	5.1	10	0
Allen	6	63	10.5	15	0
Woodhead	6	35	5.8	12	1
D. Watt	4	83	20.8	53	0
McGrath	2	25	12.5	13	0
Whalen	2	22	11.0	12	0
Butler	2	11	5.5	6	0
Chargers	349	4386	12.6	59	33
Opponents	364	4217	11.6	64t	21

Interceptions	No.	Yds.	Avg.	Long	TD
Hayward	7	102	14.6	31	1
Reed	2	6	3.0	3	0
Addae	1	90	90.0	90t	1
Flowers	1	33	33.0	33	1
Lowery	1	25	25.0	25	0
Phillips	1	22	22.0	22	0
Mager	1	8	8.0	8	0
Mebane	1	5	5.0	5	0
Perryman	1	1	1.0	1	0
McCoil	1	0	0.0	0	0
Verrett	1	0	0.0	0	0
Chargers	18	292	16.2	90t	3
Opponents	21	382	18.2	60t	3

Punting	No.	Yds.	Avg.	Net	TB	I-20	Lg.	B
Kaser	59	2731	46.3	39.8	5	18	69	0
Chargers	59	2731	46.3	39.8	5	18	69	0
Opponents	62	2874	46.4	42.0	3	22	68	0

Punt Returns	Ret.	FC	Yds.	Avg.	Lg.	TD
Burse	15	9	96	6.4	21	0
Benjamin	9	0	59	6.6	18	0
McCluster	8	3	57	7.1	16	0
Chargers	32	12	212	6.6	21	0
Opponents	33	10	282	8.5	95t	1

Kickoff Returns	Ret.	Yds.	Avg.	Long	TD
Burse	9	188	20.9	30	0
McCluster	9	182	20.2	30	0
Whalen	4	56	14.0	25	0
Mager	3	63	21.0	23	0
Davis	1	9	9.0	9	0
Henry	1	10	10.0	10	0
Wiggins	1	0	0.0	0	0
Chargers	28	508	18.1	30	0
Opponents	21	504	24.0	37	0

Field Goals 1-19 20-29 30-39 40-49 50+
Lambo 0/0 7/7 13/14 6/8 0/3
Chargers 0/0 7/7 13/14 6/8 0/3
Opponents 1/1 12/12 8/9 11/11 1/5
Lambo: (296,286,54N) (25G) (426,346,27G) (30G,47G) (66G) (54N) (53N) (32G) (35G) (40G,37G,33G,42G) (45N) (32G,32G,36G) (45G) (54N) (37N) (21G) (35G) (43G,32G, 45N) (35G,29G)

Defensive Tackles (cont.) Phillips 27-13-40-0-0-0-1-1-0-0-3, Williams 19-16-35-4-115-6-1-0-0, Square 13-18-31-6-25-10-5-0-0-0-0, Tr. Williams 24-5-29-1-0-0-0-0-1-0-0, Mager 19-10-29-1-0-0-0-1-0-1-4, Flowers 24-4-28-6-0-0-0-1-0-0, McCoil 20-24-20-0-0-0-0-0-1-0-0-5, Paleopai 9-14-23-2-0-20-9-0-0-1-0, Te'o 11-10-21-2-0-0-0-0-0-0-0, Perry 6-11-17-1-0-0-0-0-0-0-0, Philon 8-8-16-2-1-3-2-0-0-0, Verrett 11-13-0-0-0-0-0-0-0-0-3, To. Williams 4-8-12-1-1-3-0-0-0-0-1, S. Williams 10-11-0-0-0-0-0-0-0-3, Reid 5-3-8-2-18-3-0-0-1, Attaochu 5-3-8-2-9-7-0-0-0-0, Reed 8-0-9-0-0-0-2-0-0-3, Landrum 4-3-7-1-1-6-5-0-0-0-0, Carethers 4-2-6-1-0-4-1-0-0-0, Dzubnar 3-3-6-0-0-1-1-0-0-0, Stuckey 4-0-0-0-0-0-0-0-0-0, Desir 3-0-3-0-0-0-0-0-0-0-2, King 0-1-0-0-0-0-0-0-0-0

COMMUNITY FRONT OFFICE VETERANS DRAFT PICKS & FREE AGENTS 2020 IN REVIEW 2016 STATISTICS GENERAL INFORMATION

2015 FINAL STATISTICS

(4-12 Overall) Fourth AFC West - Mike McCoy
Home (3-5); Away (1-7)

Date	W/L	Score	Opponent	Att.
09/13	W	33-28	Detroit	66,093
09/20	L	19-24	at Cincinnati	57,579
09/27	L	14-31	at Minnesota	52,400
10/04	W	30-27	Cleveland	63,710
10/12	L	20-24	Pittsburgh	67,658
10/18	L	20-27	at Green Bay	78,434
10/25	L	29-37	Oakland	67,542
11/01	L	26-29	at Baltimore	70,829
11/09	L	19-22	Chicago	68,033
11/22	L	3-33	Kansas City	65,837
11/29	W	31-25	at Jacksonville	59,477
12/06	L	3-17	Denver	68,631
12/13	L	3-10	at Kansas City	72,314
12/20	W	30-14	Miami	66,676
12/24	L	20-23 OT	at Oakland	54,400
01/03	L	20-27	at Denver	76,844

Team Statistics		Chargers	Opponent
TOTAL FIRST DOWNS		344	299
Rushing	79	101	
Passing	230	170	
Penalty	35	28	
3rd Down: Made/Att	97/231	74/195	
3rd Down Pct.	42.0	37.9	
4th Down: Made/Att	5/15	7/8	
4th Down Pct.	33.3	87.5	
TOTAL NET YARDS		5949	5791
Avg. Per Game	371.8	361.9	
Total Plays	1100	959	
Avg. Per Play	5.4	6.0	
NET YARDS RUSHING		1358	2005
Avg. Per Game	84.9	125.3	
Total Rushes	393	417	
NET YARDS PASSING		4591	3786
Avg. Per Game	286.9	236.6	
Sacked/Yards Lost	40/264	32/222	
Gross Yards	4855	4008	
Att./Completions	667/442	510/328	
Completion Pct.	66.3	64.3	
Had Intercepted	13	11	
PUNTS/AVERAGE		73/44.7	72/43.1
NET PUNTING AVG.		73/38.2	72/40.5
PENALTIES/YARDS		117/942	120/976
FUMBLES/BALL LOST		20/11	14/9
TOUCHDOWNS		35	44
Rushing	4	17	
Passing	30	22	
Returns	1	5	
TIME OF POSSESSION		31:34	28:26

Score by Quarters		Q1	Q2	Q3	Q4	OT	PTS.	
Chargers		52	112	51	105	0	320	
Opponents		90	103	73	129	3	398	
Scoring	TD	RU	PA	RT	PAT	FG	S	PTS.
Lambo	0	0	0	0	28/32	26/32	0	106
Woodhead	9	3	6	0	0/0	0/0	0	54
Gates	5	0	5	0	0/0	0/0	0	30
Green	4	0	4	0	0/0	0/0	0	28
K. Allen	4	0	4	0	0/0	0/0	0	24
Floyd	3	0	3	0	0/0	0/0	0	18
Inman	3	0	3	0	0/0	0/0	0	18
S. Johnson	3	0	3	0	0/0	0/0	0	18
D. Brown	1	1	0	0	0/0	0/0	0	6
J. Phillips	1	0	1	0	0/0	0/0	0	6
Verrett	1	0	0	1	0/0	0/0	0	6
Ty. Williams	1	0	1	0	0/0	0/0	0	6
Chargers	35	4	30	1	28/32	26/32	0	320
Opponents	44	17	22	5	39/41	29/34	1	398

2-Pt. Conversions: Green 2, Chargers 2-3, Opponents 3-3

Sacks: Ingram 10.5, Attaochu 6, Luegt 3, Perryman 2, Reyes 2, Addae 1, Emanuel 1, Flowers 1, Mathews 1, Stuckey 1, S. Williams 1, Wilson 1, Butler 0.5, Te'o 0.5, Weddle 0.5, Chargers 32, Opponents 40

Special Teams Tackles (T-A-TT) Dzubnar 12-13, Stuckey 8-0-8, Emanuel 6-2-8, Conner 6-1-7, Perryman 6-0-6, J. Phillips 4-1-5, Law 4-0-4, Brown 2-2-4, Lambo 3-0-3, A. Phillips 3-0-3, Weddle 3-0-3, Windt 3-0-3, Attaochu 2-1-3, Butler 0-3-3, Ducre 2-0-2, Green 2-0-2, Oliver 2-0-2, Mays 1-1-2, Ty. Williams 1-1-2, Wilson 1-1-2, Addae 1-0-1, Herndon 1-0-1, Scifres 1-0-1, Te'o 1-0-1, Woodhead 1-0-1

Passing	Att.	Comp.	Yds.	Comp.%	Yds./Att.	TD	TD%	Int.	Int.%	Long	Sack/Lost	Rating
Rivers	661	437	4792	66.1	7.25	29	4.4	13	2.0	80t	40/264	93.8
Clemens	6	5	63	83.3	10.50	1	16.7	0	0.0	19t	0/0	150.0
Chargers	667	442	4855	66.3	7.28	30	4.5	13	1.9	80t	40/264	94.5
Opponents	510	328	4008	64.3	7.86	22	4.3	11	2.2	72t	32/222	93.8

Rushing	No.	Yds.	Avg.	Long	TD
Gordon	184	641	3.5	27	0
Woodhead	98	336	3.4	27	3
D. Brown	59	229	3.9	53	1
Oliver	31	108	3.5	15	0
Rivers	17	28	1.6	8	0
Herndon	1	13	13.0	13	0
D. Johnson	2	4	2.0	2	0
Clemens	1	-1	-1.0	-1	0
Chargers	393	1358	3.5	53	4
Opponents	417	2005	4.8	65t	17

Receiving	No.	Yds.	Avg.	Long	TD
Woodhead	80	755	9.4	61	6
K. Allen	67	725	10.8	38	4
Gates	56	630	11.3	40	5
S. Johnson	45	497	11.0	34	3
Green	37	429	11.6	31t	4
Inman	35	486	13.9	68	3
Gordon	33	192	5.8	18	0
Floyd	20	561	18.7	70t	3
Herndon	24	195	8.1	21	0
Oliver	13	112	8.6	17	0
J. Phillips	10	69	6.9	15	1
D. Brown	8	88	11.0	31	1
Ty. Williams	2	90	45.0	80t	1
V. Brown	1	22	22.0	22	0
D. Johnson	1	4	4.0	4	0
Chargers	442	4855	11.0	80t	30
Opponents	328	4008	12.2	72t	22

Interceptions	No.	Yds.	Avg.	Long	TD
Verrett	3	68	22.7	68t	1
S. Williams	2	6	3.0	6	0
A. Phillips	1	39	39.0	39	0
P. Robinson	1	27	27.0	27	0
Te'o	1	11	11.0	11	0
Reyes	1	1	1.0	1	0
Emanuel	1	0	0.0	0	0
Wilson	1	0	0.0	0	0
Chargers	11	152	13.8	68t	1
Opponents	13	332	25.5	91t	5

Punting	No.	Yds.	Avg.	Net	TB	I-20	Lg.	B
Scifres	72	3261	45.3	38.2	2	15	68	1
Chargers	73	3261	44.7	38.2	2	15	68	1
Opponents	72	3101	43.1	40.5	5	39	65	0

Punt Returns	Ret.	FC	Yds.	Avg.	Lg.	TD
Herndon	11	13	81	7.4	18	0
Jones	5	8	-4	-0.8	5	0
K. Allen	3	4	5	1.7	5	0
Mager	1	1	2	2.0	2	0
Chargers	20	26	84	4.2	18	0
Opponents	44	14	432	9.8	31	0

Kickoff Returns	Ret.	Yds.	Avg.	Long	TD
Jones	9	193	21.4	30	0
Oliver	8	197	24.6	30	0
Herndon	7	157	22.4	34	0
J. Phillips	2	18	9.0	13	0
Emanuel	1	1	1.0	1	0
Vaughn	1	17	17.0	17	0
Chargers	28	583	20.8	34	0
Opponents	32	880	27.5	48	0

Field Goals	1-19	20-29	30-39	40-49	50+
Lambo	0/0	4/4	7/7	11/16	4/5
Chargers	0/0	4/4	7/7	11/16	4/5
Opponents	0/0	13/13	7/9	7/9	2/3

Lambo: (32G,25G), (40G,32G,47N), () ; (46G,45G,34G), (60M,40G,54G), (36G,32G), (40G,44G), (42G,49G), (31G, 22G), (52G), (28G), (48N,51G), (42N,30G), (28G,48N), (47G, 48N,45G), (50G,42G)

Defensive Tackles (T-A-TT-TFL-SK-PR-QB Hits-INT-FF-FR-PD): Teo 73-34-107-5-0-5-0-6-1-10-3, Perryman 72-23-95-9-2-0-3-0-1-0-0, Ingram 65-11-76-19-10-5-0-29-0-4-5, Weddle 54-21-75-2-0-5-0-2-0-1-0-1-9, Attaochu 52-14-66-16-6-0-24-0-0-2, Addae 55-10-65-21-1-1-0-0-4, Butler 34-20-54-5-0-5-0-2-0-1-1-1, P. Robinson 42-7-49-20-1-1-1-0-8, Verrett 42-5-47-2-0-0-1-3-0-0-11, Wilson 36-8-44-11-0-3-1-1-0-1-2, Herndon 29-19-39-6-2-11-1-1-0-4, Luegt 28-7-35-7-3-7-6-0-0-0-0, Flowers 29-5-34-11-0-1-0-0-0-3, Emanuel 15-5-30-3-1-1-7-1-0-0-0, Carrethers 15-12-27-1-0-1-1-0-0-0, Mathews 18-7-25-3-1-3-3-0-0-0, S. Williams 17-2-19-1-0-1-2-2-1-5, A. Phillips 14-5-19-1-0-0-0-1-0-0-0, Conner 12-7-19-2-0-0-0-0-0-0-1, Lissemore 11-6-17-0-3-0-0-0-0-0, Mager 10-1-11-0-0-0-0-0-0-2, Philon 6-1-7-2-0-2-3-0-0-0-1, Ducre 6-0-6-0-0-0-0-0-0-1, Square 6-0-6-0-0-3-2-0-1-0-1, Law 2-4-6-1-0-0-4-0-0-0, Stuckey 2-1-3-1-1-0-0-0-0-0-0, Mays 1-3-2-0-0-0-1-0-0-0-0, Dzubnar 0-2-2-0-0-0-0-0-0-0-0, Unrein 1-0-1-0-0-0-0-0-0-0-0, Vaughn 1-0-1-0-0-0-0-0-0-0-0-1

COMMUNITY

FRONT OFFICE

VETERANS

DRAFT PICKS & FREE AGENTS

2020 IN REVIEW

2015 STATISTICS

GENERAL INFORMATION

2014 FINAL STATISTICS

(9-7 Overall) Third AFC West - Mike McCoy Home (5-3); Away (4-4)

Date	W/L	Score	Opponent	Att.
09/08	L	17-18	at Arizona	61,292
09/14	W	30-21	Seattle †	67,916
09/21	W	22-10	at Buffalo	68,611
09/28	W	33-14	Jacksonville †	56,553
10/05	W	31-0	New York Jets †	63,471
10/12	W	31-28	at Oakland	53,329
10/19	L	20-23	Kansas City †	65,260
10/23	L	21-35	at Denver †	76,907
11/02	L	0-37	at Miami	70,222
11/16	W	13-6	Oakland †	66,720
11/23	W	27-24	St. Louis †	66,040
11/30	W	34-33	at Baltimore	71,060
12/07	L	14-23	New England †	68,815
12/14	L	10-22	Denver †	68,682
12/20	W	38-35 OT	at San Francisco	70,699
12/28	L	7-19	at Kansas City	73,952

† Local Television Blackout Lifted

Team Statistics

TOTAL FIRST DOWNS	Chargers	Opponent
Rushing	326	307
Passing	75	98
Penalty	214	168
3rd Down: Made/Att	97/215	89/207
3rd Down Pct.	45.1	43.0
4th Down: Made/Att	5/11	2/10
4th Down Pct.	45.5	20.0
TOTAL NET YARDS	5465	5413
Avg. Per Game	341.6	338.3
Total Plays	1009	988
Avg. Per Play	5.4	5.5
NET YARDS RUSHING	1367	1986
Avg. Per Game	85.4	124.1
Total Rushes	398	438
NET YARDS PASSING	4098	3427
Avg. Per Game	256.1	214.2
Sacked/Yards Lost	37/198	26/178
Gross Yards	4296	3605
Att./Completions	574/380	524/320
Completion Pct.	66.2	61.1
Had Intercepted	18	7
PUNTS/AVERAGE	75/44.9	69/46.5
NET PUNTING AVG.	75/38.1	69/41.3
PENALTIES/YARDS	111/967	129/1067
FUMBLES/BALL LOST	16/5	22/11
TOUCHDOWNS	40	38
Rushing	6	11
Passing	31	24
Returns	3	3
TIME OF POSSESSION	30:49	29:11

Score by Quarters

Chargers	Q1	Q2	Q3	Q4	OT	PTS.
Chargers	51	115	93	86	3	348
Opponents	53	137	86	72	0	348

Scoring

Novak	TD	RU	PA	RT	FG	S	PTS.
Novak	0	0	0	40/40	22/26	0	106
Gates	12	0	12	0/0	0/0	0	72
Royal	7	0	7	0/0	0/0	0	42
Floyd	6	0	6	0/0	0/0	0	36
K. Allen	4	0	4	0/0	0/0	0	24
Oliver	4	3	1	0/0	0/0	0	24
Ry. Matthews	3	3	0	0/0	0/0	0	18
Gachkar	1	0	0	1/0	0/0	0	6
Luget	1	0	0	1/0	0/0	0	6
J. Phillips	1	0	1	0/0	0/0	0	6
Stuckey	1	0	1	0/0	0/0	0	6
Chargers	40	6	31	3	40/40	22/26	1 348
Opponents	38	11	24	3	36/36	28/34	0 348

2-P. Conversions: Chargers 0-0, Opponents 0-2

Sacks: Luget 4.5, Ingram 4, Freenee 3.5, Attaochu 2, Ri. Matthews 1.5, Addae 1, Butler 1, Conner 1, Gachkar 1, Gilchrist 1, J. Johnson 1, Law 1, Lissimore 1, Reyes 1, Te'o 1, Walker 0.5, **Chargers 26.0**, Opponents 37.0

Special Teams Tackles (T-A-TT): Ajitrotu 11-19, Stuckey 14-31-17, Conner 15-1-16, Gachkar 14-2-16, Williams 13-1-14, Weddle 10-3-13, J. Phillips 9-0-9, Walker 5-2-7, Green 4-2-6, Marshall 3-2-5, D. Brown 4-0-4, Addae 3-1-4, Attaochu 2-0-2, Davis 2-0-2, Wright 2-0-2, Allen 1-0-1, Reddick 1-0-1, Te'o 1-0-1, Williams 1-0-1, Inman 0-1-1

Rushing	No.	Yds.	Avg.	Long	TD
Oliver	160	582	3.6	52	3
Ry. Matthews	74	330	4.5	32t	3
D. Brown	85	223	2.6	16	0
Rivers	37	102	2.8	17	0
R. Brown LG	20	63	3.2	11	0
R. Brown TM	14	59	4.2	11	0
Woodhead	15	38	2.5	13	0
Draughn TM	10	19	1.9	6	0
Royal	3	14	4.7	15	0
Chargers	398	1367	3.4	52	6
Opponents	438	1986	4.5	90t	11

Receiving	No.	Yds.	Avg.	Long	TD
K. Allen	77	783	10.2	35	4
Gates	69	821	11.9	34	12
Royal	62	778	12.5	47t	7
Floyd	52	856	16.5	59	6
Oliver	36	271	7.5	50	1
D. Brown	29	211	7.3	24	0
Inman	19	226	11.9	28	0
Green	12	158	13.2	28	0
Ry. Matthews	9	69	7.7	16	0
R. Brown LG	5	44	8.8	24	0
R. Brown TM	4	39	9.8	24	0
Woodhead	5	34	6.8	14	0
Ajitrotu	4	45	11.3	17	0
D. Johnson	1	4	4.0	4	0
J. Phillips	1	1	1.0	1t	1
Chargers	380	4296	11.3	59	31
Opponents	320	3605	11.3	77t	24

Interceptions	No.	Yds.	Avg.	Long	TD
Flowers	3	44	14.7	27	0
Weddle	1	17	17.0	17	0
Ducre LG	1	7	7.0	7	0
Gilchrist	1	4	4.0	4	0
Te'o	1	0	0.0	0	0
Verrett	1	0	0.0	0	0
Chargers	7	65	9.3	27	0
Opponents	18	262	14.6	99t	2

Punting	No.	Yds.	Avg.	Net	TB	I-20	LG	B
Scifres	55	2516	45.7	38.9	6	21	72	1
McBriar	13	610	46.9	35.4	1	1	58	0
Novak	6	240	40.0	36.0	1	1	51	0
Chargers	75	3366	44.9	38.1	7	23	72	1
Opponents	69	3210	46.5	41.3	8	27	66	1

Punt Returns	Ret.	FC	Yds.	Avg.	LG	TD
K. Allen	11	11	99	9.0	29	0
Royal	11	6	100	9.1	58	0
Davis	1	1	4	4.0	4	0
Chargers	23	18	203	8.8	58	0
Opponents	35	15	366	10.5	41	0

Kickoff Returns	Ret.	Yds.	Avg.	Long	TD
Davis	19	476	25.1	35	0
Draughn TM	3	58	19.3	20	0
D. Brown	1	8	8.0	8	0
D. Johnson	1	0	0.0	0	0
Oliver	1	22	22.0	22	0
T. Williams	1	17	17.0	13	0
Chargers	26	577	22.2	35	0
Opponents	67	1488	22.2	72	0

Field Goals	1-19	20-29	30-39	40-49	50+
Novak	1/1	6/6	8/9	4/6	3/4
Chargers	1/1	6/6	8/9	4/6	3/4
Opponents	2/2	14/14	4/4	9/10	0/4

Novak: (36G) (50G,43G,28G) (19G,37G) (35G,34G,23G,37G) (34G) (30G) (24G,48G) () (23G,48N,52G) (23G, 48G) (52G,26G) () (46B,30G,37N) (40G) (52N)

Defensive Tackles (T-A-TT-TFL-SK-PR-QB Hits-INT-FF-FR-PD): Weddle 89-21-110-2-0-1-1-2-0-8, Butler 46-37-83-6-1-3-1-0-0-3-2, Gilchrist 69-11-80-7-1-1-2-0-4, Conner 42-26-68-2-1-3-1-0-0-0-2, Te'o 36-32-68-2-1-4-3-1-0-0-4, Luget 52-13-65-19-4-5-18-18-0-2-2-2, Wright 52-6-58-2-0-0-0-0-0-0-10, Johnson 37-20-57-6-1-6-3-0-1-0-1, Flowers 48-5-53-1-0-1-3-0-0-11, Addae 39-9-48-1-0-1-0-2-1-1, Gachkar 23-23-46-7-1-2-1-0-0-1-2, Reyes 25-18-43-4-1-12-8-0-0-0-1, Ingram 25-15-40-7-4-5-12-0-2-0-0, Lissimore 22-10-32-2-1-5-2-0-0-1-0, Matthews 18-7-25-6-1-5-7-6-0-2-0-0, Marshall 15-7-22-0-0-0-0-0-0-0-0-0, Verrett 18-1-19-0-0-0-0-1-0-0-1, Palepoi 14-4-18-4-0-2-1-0-0-0-1, Carretters 12-2-14-0-0-0-0-0-0-0, Williams 9-4-13-0-0-1-2-0-0-0-1, Freenee 7-6-15-5-5-15-22-0-0-1-1, Davis 10-12-10-0-0-0-0-0-0-1, Attaochu 9-3-12-1-2-6-5-0-1-0-1, Stuckey 9-1-10-0-0-2-0-0-0-1-0, Williams 9-0-9-0-0-0-0-0-0-0-2, Law 4-3-7-2-1-1-0-0-0-1, Walker 3-3-6-2-0-5-1-4-0-0-0-0, A. Phillips 0-1-1-0-0-0-0-0-0-0-1

Passing	Att.	Comp.	Yds.	Comp.%	Yds./Att.	TD	TD%	Int.	Int.%	Long	Sack/Lost	Rating
Rivers	570	379	4286	66.5	7.52	31	5.4	18	3.2	59	36/189	93.8
Clemens	3	1	10	33.3	3.33	0	0.0	0	0.0	10	1/9	43.2
Weddle	1	0	0	0.0	0.00	0	0.0	0	0.0	---	0/0	39.6
Chargers	574	380	4296	66.2	7.48	31	5.4	18	3.1	59	37/198	93.4
Opponents	524	320	3605	61.1	6.88	24	4.6	7	1.3	77t	26/178	91.3

2013 FINAL STATISTICS

(9-7 Overall) Third AFC West - Mike McCoy Home (5-3); Away (4-4); Postseason (1-1)

Date	W/L	Score	Opponent	Att.
09/09	L	28-31	Houston †	59,522
09/15	L	33-30	at Philadelphia	69,144
09/22	L	17-20	at Tennessee	69,143
09/29	W	30-21	Dallas †	68,601
10/06	L	17-27	at Oakland	48,834
10/14	W	19-9	Indianapolis †	57,954
10/20	W	24-6	at Jacksonville	59,550
11/03	L	24-30 OT	at Washington	80,115
11/10	L	20-28	Denver †	68,847
11/17	L	16-20	at Miami	60,256
11/24	W	41-38	at Kansas City	75,259
12/01	L	10-17	Cincinnati	61,536
12/08	W	37-14	New York Giants †	65,132
12/12	W	27-20	at Denver	76,497
12/22	W	26-13	Oakland †	65,675
12/29	W	27-24 OT	Kansas City †	66,374

AFC Wild Card Playoffs

01/05	W	27-10	at Cincinnati	62,277
-------	---	-------	---------------	--------

AFC Divisional Playoffs

01/12	L	17-24	at Denver	76,969
-------	---	-------	-----------	--------

Team Statistics

	Chargers	Opponent
TOTAL FIRST DOWNS	373	327
Rushing	104	98
Passing	230	208
Penalty	39	21
3rd Down: Made/Att	101/206	70/180
3rd Down Pct.	49.0	38.9
4th Down: Made/Att	5/6	6/13
4th Down Pct.	83.3	46.2
TOTAL NET YARDS	6293	5864
Avg. Per Game	393.3	366.5
Total Plays	1060	959
Avg. Per Play	5.9	6.1
NET YARDS RUSHING	1965	1725
Avg. Per Game	122.8	107.8
Total Rushes	486	376
NET YARDS PASSING	4328	4139
Avg. Per Game	270.5	258.7
Sacked/Yards Lost	30/150	35/248
Gross Yards	4478	4387
Att./Completions	544/378	548/364
Completion Pct.	69.5	66.4
Had Intercepted	11	11
PUNTS/AVERAGE	56/43.2	65/47.0
NET PUNTING AVG.	56/40.0	65/42.9
PENALTIES/YARDS	95/765	100/850
FUMBLES/BALL LOST	14/10	15/6
TOUCHDOWNS	42	40
Rushing	9	14
Passing	32	23
Returns	1	3
TIME OF POSSESSION	32:59	27:01

Score by Quarters

	Q1	Q2	Q3	Q4	OT	PTS.
Chargers	61	152	85	115	3	396
Opponents	68	106	79	89	6	348

Scoring

	TD	RU	PA	RT	PAT	FG	S	PTS.
Novak	0	0	0	0	42/42	34/37	0	144
Allen	8	0	8	0	0/0	0/0	0	48
Royal	8	0	8	0	0/0	0/0	0	48
Woodhead	8	2	6	0	0/0	0/0	0	48
Mathews	7	6	1	0	0/0	0/0	0	42
Gates	4	4	0	0	0/0	0/0	0	24
Green	3	0	3	0	0/0	0/0	0	18
Ajirotutu	1	0	1	0	0/0	0/0	0	6
R. Brown	1	1	0	0	0/0	0/0	0	6
V. Brown	1	0	1	0	0/0	0/0	0	6
Lissemore	1	0	0	1	0/0	0/0	0	6
Chargers	42	9	32	1	42/42	34/37	0	396
Opponents	40	14	23	3	39/39	23/30	0	348

2-Pt. Conversions: Chargers 0-0, Opponents 0-0

Sacks: Luegert 5.5, Reyes 5, Keiser 4.5, Ja. Johnson 3, Walker 3, English 2.5, Lissemore 2, Patrick 1.5, Addae 1, Gilchrist 1, Ingram 1, Weddle 1, T. Williams 1, Wynn TM 1, (group) 1, D. Butler 0.5, Freeney 0.5, **Chargers 35**, Opponents 30

Rushing	No.	Yds.	Avg.	Long	TD
Mathews	285	1255	4.4	51	6
Woodhead	106	429	4.0	14	2
R. Brown	45	157	3.5	13	1
Rivers	28	72	2.6	18	0
McClain	11	32	2.9	7	0
Royal	3	21	7.0	15	0
Weddle	2	4	2.0	2	0
Whitehurst	6	-5	-0.8	0	0
Chargers	486	1965	4.0	51	9
Opponents	376	1725	4.6	46	14

Receiving	No.	Yds.	Avg.	Long	TD
Gates	77	872	11.3	56t	4
Woodhead	76	605	8.0	39	6
Allen	71	1046	14.7	43t	8
Royal	47	631	13.4	54	8
V. Brown	41	472	11.5	51	1
Mathews	26	189	7.3	17	1
Green	17	376	22.1	60t	3
R. Brown	8	60	7.5	15	0
Floyd	6	149	24.8	47	0
Phillips	4	30	7.5	13	0
Ajirotutu	3	64	21.3	26t	1
McClain	2	-7	-3.5	7	0
Rivers	0	-9	-9.0	-9	0
Chargers	378	4478	11.8	60t	32
Opponents	364	4387	12.1	74t	23

Interceptions	No.	Yds.	Avg.	Long	TD
Gilchrist	2	43	21.5	26	0
Weddle	2	21	10.5	21	0
Wright	1	41	41.0	41	0
D. Butler	1	30	30.0	30	0
Keiser	1	6	6.0	6	0
Cox	1	2	2.0	2	0
Lissemore	1	0	0.0	0t	1
Patrick	1	0	0.0	0	0
Thomas	1	0	0.0	0	0
Chargers	11	143	13.0	41	1
Opponents	11	146	13.3	52t	2

Punting	No.	Yds.	Avg.	Net	TB	I-20	Lg.	B
Scifres	56	2417	43.2	40.0	1	30	61	0
Chargers	56	2417	43.2	40.0	1	30	61	0
Opponents	65	3054	47.0	42.9	5	20	75	0

Punt Returns	Ret.	FC	Yds.	Avg.	Lg.	TD
Allen	15	13	125	8.3	28	0
Royal	7	7	41	5.9	12	0
Chargers	22	20	166	7.5	28	0
Opponents	19	19	158	8.3	38	0

Kickoff Returns	Ret.	Yds.	Avg.	Long	TD
Woodhead	12	262	21.8	37	0
Hawkins	8	176	22.0	27	0
R. Brown	6	113	18.8	28	0
Whittaker TM	6	156	26.0	42	0
Chargers	32	707	22.1	42	0
Opponents	73	1797	24.6	46	0

Field Goals	1-19	20-29	30-39	40-49	50+
Novak	1/1	9/9	13/16	9/9	2/2
Chargers	1/1	9/9	13/16	9/9	2/2
Opponents	0/0	6/7	6/6	8/11	3/6

Novak: () (49G,44G,33G,46G) (44G,38B) (36G,42G,23G) (37B,35G) (31G,33G,34G,50G) (20G) (19G) (26G,40G,37G) (27G,50G,29G) (30G,30G) (48G) (36G,27G,43G) (38G,35G) (27G,48G,28G,33G) (22G,36G)

Defensive Tackles (T-A TT-TFL-SK-PR-QB-Hits-INT-FF-FR- PD):
 Weddle 96-18-114-5-1-1-4-2-1-2-10, Butler 69-30-99-4-0-5-1-1-0-1-3, Te'o 49-44-93-5-0-1-2-0-0-4, Gilchrist 66-18-84-3-1-0-2-2-1-1-4, Marshall 50-11-61-1-0-1-0-0-1-6, Wright 55-2-57-1-0-0-0-1-0-0-13, Luegert 37-13-50-10-5-17-18-0-0-4, Johnson 28-21-49-4-3-4-5-0-1-0-2, Walker 30-12-42-5-3-4-6-0-1-0-0, Reyes 29-14-42-5-5-15-16-0-0-2, Cox 35-4-39-0-0-0-1-0-6, Patrick 34-2-36-3-1-5-0-4-1-1-0-2, Addae 26-6-32-1-1-0-1-0-1-2, Lissemore 21-10-31-5-2-2-4-1-0-0-0, Thomas 18-12-30-7-0-3-2-1-0-0-2, Gachkar 17-8-25-1-0-0-1-0-1-0-0, Bird 14-11-25-0-0-1-0-0-0-0, Keiser 13-7-20-5-4-5-4-1-0-1-0-0-1, English 15-4-19-3-2-5-4-5-0-1-0-1, Guy 10-8-18-0-1-3-0-0-0-4, Ingram 5-8-13-2-1-1-0-1-0-0, Williams 8-3-11-1-1-1-1-0-1-0-0, Stuckey 7-2-9-0-0-0-0-0-0-0-0, Wynn 3-0-3-1-2-2-0-0-0-0, Butler 2-1-3-0-0-0-0-0-0-0-0, Geathers 2-1-3-0-0-0-0-0-0-0, Freeney 0-1-1-1-0-5-7-4-0-0-0-0

Special Teams Tackles (solo-ast-total): Ajirotutu 12-0-12, Weddle 9-2-11, Green 10-0-10, Stuckey 7-3-10, Addae 8-0-8, Marshall 8-0-8, Gachkar 7-1-8, Bird 6-2-8, Novak 5-0-5, Patrick 4-0-4, Phillips 3-1-4, Windt 2-0-2, Allen 1-0-1, Butler 1-0-1, (group) 1-0-1, Royal 1-0-1, Scifres 1-0-1, Wright 1-0-1, English 1-0-1

Passing	Att.	Comp.	Yds.	Comp.%	Yds./Att.	TD	TD%	Int.	Int.%	Long	Sack/Lost	Rating
Rivers	544	378	4478	69.5	8.23	32	5.9	11	2.0	60t	30/150	105.5
Chargers	544	378	4478	69.5	8.23	32	5.9	11	2.0	60t	30/150	105.5
Opponents	548	364	4387	66.4	8.01	23	4.2	11	2.0	74t	35/248	96.4

COMMUNITY
FRONT OFFICE
VETERANS
DRAFT PICKS & FREE AGENTS
2020 IN REVIEW
2013 STATISTICS
GENERAL INFORMATION

2009 FINAL STATISTICS

(13-3 Overall) First AFC West - Norv Turner Home (6-2); Away (7-1); Postseason (0-1)

Date	W/L	Score	Opponent	Att.
09/14	W	24-20	at Oakland	61,940
09/20	L	26-31	Baltimore †	66,882
09/27	W	23-13	Miami †	67,230
10/04	L	28-38	at Pittsburgh	64,045
10/19	L	23-34	Denver †	68,615
10/25	W	37- 7	at Kansas City	69,337
11/01	W	24-16	Oakland †	67,016
11/08	W	21-20	at New York Giants	78,774
11/15	W	31-23	Philadelphia †	68,879
11/22	W	32- 3	at Denver	74,707
11/29	W	43-14	Kansas City †	65,280
12/06	W	30-23	at Cleveland	67,978
12/13	W	20-17	at Dallas	90,552
12/20	W	27-24	Cincinnati †	68,889
12/25	W	42-17	at Tennessee	69,143
01/03	W	23-20	Washington †	67,554

AFC Divisional Playoffs

01/17	L	14-17	New York Jets †	69,498
-------	---	-------	-----------------	--------

Team Statistics

	Chargers	Opponent
TOTAL FIRST DOWNS	330	309
Rushing	80	112
Passing	222	177
Penalty	28	20
Third Down: Made/Att	83/187	82/203
Third Down Pct.	44.4%	40.4%
Fourth Down: Made/Att	5/10	10/20
Fourth th Down Pct.	50.0%	50.0%
TOTAL NET YARDS	5761	5232
Avg. Per Game	360.1	327.0
Total Plays	972	991
Avg. Per Play	5.9	5.3
NET YARDS RUSHING	1423	1884
Avg. Per Game	88.9	117.8
Total Rushes	427	422
NET YARDS PASSING	4338	3348
Avg. Per Game	271.1	209.3
Sacked/Yards Lost	26/168	35/221
Gross Yards	4506	3569
Attempts/Completions	519/338	534/326
Completion Pct.	65.1%	61.0%
Had Intercepted	10	14
PUNTS/AVERAGE	52/45.0	63/43.0
NET PUNTING AVG.	39.2	37.6
PENALTIES/YARDS	78/570	103/795
FUMBLES/BALL LOST	14/7	24/11
TOUCHDOWNS	51	35
Rushing	17	10
Passing	29	23
Returns	5	2
TIME OF POSSESSION	29:58	30:02

Score by Quarters

	Q1	Q2	Q3	Q4	OT	PTS.
Chargers	103	120	107	124	0	454
Opponents	51	98	57	114	0	320

Scoring

	TD	RU	PA	RT	PAT	FG	PTS.
Kaeding	0	0	0	0	50/51	32/35	146
Tomlinson	12	12	0	0	0/0	0/0	72
Jackson	9	0	9	0	0/0	0/0	54
Sproles	8	3	4	1	0/0	0/0	48
Gates	8	0	8	0	0/0	0/0	48
Tolbert	4	1	3	0	0/0	0/0	24
Hester	2	0	0	2	0/0	0/0	12
Naanee	2	0	0	0	0/0	0/0	12
Oliver	1	0	0	1	0/0	0/0	6
Chambers	1	0	1	0	0/0	0/0	6
Floyd	1	0	1	0	0/0	0/0	6
Wilson	1	0	1	0	0/0	0/0	6
Weddle	1	1	0	1	0/0	0/0	6
Rivers	1	1	0	0	0/0	0/0	6
Chargers	51	17	29	5	50/51	32/35	454
Opponents	35	10	23	2	33/33	25/29	320

2-Pt. Conversions: Chargers 0-0, Opponents 1-2

Sacks: Phillips 7.0, Merriman 4.0, Boone 3.0, Burnett 2.5, Siler 2.0, Gregory 2.0, Harris 2.0, Castillo 2.0, English 2.0, Weddle 1.5, Ellison 1.0, Oliver 1.0, Nwabguo 1.0, Dobbins 1.0, Scott 1.0, Cesaire 1.0. **Chargers: 34.0, Opponents: 26.0**

Passing

	Att.	Comp.	Yds.	Comp.%	Yds./Att.	TD	TD%	Int.	Int.%	Long	Sack/Lost	Rating
P.Rivers	486	317	4254	65.2%	8.8	28	5.8%	9	1.9%	81t	25/167	104.4
B.Volek	31	20	231	64.5%	7.5	1	3.2%	0	0.0%	50	1/1	84.2
L.Naanee	1	1	21	100.0%	21.0	0	0.0%	0	0.0%	21	0/0	118.8
L.Tomlinson	1	0	0	0.0%	0.0	0	0.0%	0	0.0%	0	0/0	39.6
Chargers	519	338	4506	65.1%	8.7	29	5.6%	10	1.9%	81t	26/168	103.1
Opponents	534	326	3569	61.0%	6.7	23	4.3%	14	2.6%	84	35/221	84.2

	No.	Yds.	Avg.	Long	TD
Rushing					
Tomlinson	223	730	3.3	36	12
Sproles	93	343	3.7	21	3
Tolbert	25	148	5.9	32	1
Hester	21	74	3.5	15	0
Bennett	23	65	2.8	14	0
Rivers	26	50	1.9	15	1
Jackson	3	11	3.7	12	0
Naanee	3	7	2.3	10	0
Davis	1	4	4.0	4	0
Volek	1	9	-1.0	-1	0
Chargers	427	1423	3.3	36	17
Opponents	422	1884	4.5	36	10

	No.	Yds.	Avg.	Long	TD
Receiving					
Gates	79	1157	14.6	56	8
Jackson	68	1167	17.2	55	9
Floyd	45	776	17.2	53	1
Sproles	45	497	11.0	81t	4
Naanee	24	242	10.1	23	2
Tomlinson	20	154	7.7	36	0
Tolbert	17	192	11.3	66t	3
Chambers	9	122	13.6	20	1
Hester	9	24	2.7	5	0
Bennett	6	65	10.8	33	0
Davis	6	52	8.7	11	0
Manumaleuna	5	13	2.6	11	0
Wilson	4	28	7.0	21	1
Osgood	1	17	17.0	17	0
Chargers	338	4506	13.3	81t	29
Opponents	326	3569	10.9	84	23

	No.	Yds.	Avg.	Long	TD
Interceptions					
Jammer	3	25	8.3	21	0
Cromartie	3	17	5.7	16	0
Weddle	2	44	22.0	31t	1
Cason	2	22	11.0	22	0
Oliver	1	34	34.0	34	0
Dobbins	1	13	13.0	13	0
Gregory	1	13	13.0	13	0
Siler	1	5	5.0	5	0
Chargers	14	173	12.4	34	1
Opponents	10	88	8.8	33	0

	No.	Yds.	Avg.	Net	B	I-20	Lg.	B
Punting								
Scifres	52	2342	45.0	39.2	2	23	65	0
Chargers	52	2342	45.0	39.2	2	23	65	0
Opponents	62	2711	43.0	37.6	8	21	69	1

	Ret.	FC	Yds.	Avg.	Lg.	TD
Punt Returns						
Sproles	26	12	183	7.0	77t	1
Davis	1	0	0	0	0	0
Chargers	26	13	183	7.0	77t	1
Opponents	23	16	265	11.5	71t	1

	Ret.	Yds.	Avg.	Long	TD
Kickoff Returns					
Sproles	54	1300	24.1	66	0
Davis	4	79	19.8	23	0
Cromartie	3	41	13.7	22	0
Wilson	1	13	13.0	13	0
Hester	1	9	9.0	9	0
Chargers	63	1442	22.9	66	0
Opponents	87	1909	21.9	93t	1

	1-19	20-29	30-39	40-49	50+
Field Goals					
Kaeding	2/2	17/17	4/4	6/8	3/4
Chargers	2/2	17/17	4/4	6/8	3/4
Opponents	1/1	12/12	7/7	5/8	0/1

Defensive Tackles (solo-ast-total-pd-ff-fr-ft): Cooper 78-41-119-8-3-1-2, Burnett 58-25-83-2-0-0-6, Weddle 69-13-82-4-0-0-4, Phillips 56-15-71-4-7-0-11, Siler 51-16-67-5-0-1-7, Gregory 49-14-63-6-0-2-4, Dobbins 39-18-57-0-4-0-4, Jammer 45-9-54-10-1-0-0, Ellison 42-8-50-2-0-0-2, Merriman 34-12-46-0-0-0-5, Oliver 30-8-38-2-0-1-1, Castillo 21-17-38-0-1-0-4, Cromartie 33-3-36-6-0-0-0, English 23-11-34-0-1-1-3, Cesaire 17-15-32-0-1-1-2, Cason 26-3-29-1-0-0-0, Johnson 14-13-27-0-0-2, Nwabguo 17-8-25-2-0-1-4, Boone 14-7-21-2-0-0-4, Scott 15-4-19-2-0-3, Hart 9-4-13-0-0-0-0, Harris 5-2-7-0-0-0-2, Spillman 5-2-7-0-0-0, Williams 3-1-4-0-0-0-1, Garay 2-2-4-0-0-0-0, Martin 2-2-4-0-0-0-0, Tucker 2-0-2-0-0-0-0, Coleman 1-0-1-0-0-0-0-1, Holt 1-0-1-0-0-0-0-1, Hughes 1-0-1-0-0-0-0-0

Special Teams Tackles (solo-ast-total): Tolbert 16-6-22, Osgood 13-2-15, Oliver 8-4-12, Siler 8-3-11, Cason 10-0-10, Holt 7-2-9, Hester 7-0-7, Binn 5-1-6, Wilson 3-2-5, Spillman 2-3-5, Burnett 3-1-4, Dobbins 2-2-4, Naanee 2-2-4, English 3-0-3, Gregory 3-0-3, Bennett 2-0-2, Ellison 2-0-2, Kaeding 2-0-2, Tucker 2-0-2, Harris 1-1-2, Floyd 1-0-1, Garay 1-0-1, Hart 1-0-1, Hughes 1-0-1, Jammer 1-0-1

COMMUNITY

FRONT OFFICE

VETERANS

DRAFT PICKS & FREE AGENTS

2020 IN REVIEW

2009 STATISTICS

GENERAL INFORMATION

2008 FINAL STATISTICS

(8-8 Overall) First AFC West - Norv Turner Home (5-3); Away (3-5); Postseason (1-1)

Date	W/L	Score	Opponent	Att.
09/07	L	24-26	Carolina †	67,115
09/14	L	38-39	at Denver	75,915
09/22	W	48-29	New York Jets †	68,922
09/28	W	28-18	at Oakland	61,808
10/05	L	10-17	at Miami	65,063
10/12	W	30-10	New England †	68,704
10/19	L	14-23	at Buffalo	71,602
10/26	L	32-37	at New Orleans	83,226
11/09	W	20-19	Kansas City †	67,510
11/16	L	10-11	at Pittsburgh	62,051
11/23	L	20-23	Indianapolis †	68,428
11/30	L	16-22	Atlanta †	67,200
12/04	W	34-7	Oakland †	68,097
12/14	W	22-21	at Kansas City	73,842
12/21	W	41-24	at Tampa Bay	64,778
12/28	W	52-21	Denver †	69,131

AFC Wild Card Playoffs

01/05 W 23-17 OT Indianapolis †

AFC Divisional Playoffs

01/11 L 24-35 at Pittsburgh

Total Statistics

Team	Chargers	Opponents
TOTAL FIRST DOWNS	301	339
Rushing	92	98
Passing	191	213
Penalty	18	28
3rd Down: Made/Att	89/194	84/207
3rd Down Pct.	45.9%	40.6%
4th Down: Made/Att	8/11	13/24
4th Down Pct.	72.7%	54.2%
TOTAL NET YARDS	5584	5599
Avg. Per Game	349.0	349.9
Total Plays	924	1041
Avg. Per Play	6.0	5.4
NET YARDS RUSHING	1726	1641
Avg. Per Game	107.9	102.6
Total Rushes	421	408
NET YARDS PASSING	3858	3958
Avg. Per Game	241.1	247.4
Sacked/Yards Lost	25/151	28/132
Gross Yards	4009	4090
Attempts/Completions	478/312	605/411
Completion Pct.	65.3%	67.9%
Had Intercepted	11	15
PUNTS/AVERAGE	51/45.7	60/43.9
NET PUNTING AVG.	40.9	38.7
PENALTIES/YARDS	95/748	78/708
FUMBLES/BALL LOST	18/9	18/9
TOUCHDOWNS	51	39
Rushing	13	11
Passing	34	25
Returns	4	3
TIME OF POSSESSION	28:53	31:07

Score by Quarters

	Q1	Q2	Q3	Q4	OT	PTS.
Chargers	77	126	84	152	0	439
Opponents	64	141	59	83	0	347

Scoring	TD	RU	PA	RT	PAT	FG	S	PTS.
Kaeding	0	0	0	0	46/46	27/32	0	127
Tomlinson	12	11	1	0	0/0	0/0	0	72
Gates	8	0	8	0	0/0	0/0	0	48
Sproles	7	1	5	1	0/0	0/0	1	44
Jackson	7	0	7	0	0/0	0/0	0	42
Chambers	5	0	5	0	0/0	0/0	0	30
Floyd	4	0	4	0	0/0	0/0	0	24
Manumaleuna	2	0	2	0	0/0	0/0	0	12
Hester	2	1	1	0	0/0	0/0	0	12
Tolbert	1	0	1	0	0/0	0/0	0	6
Cason	1	0	1	0	0/0	0/0	0	6
Cromartie	1	0	0	1	0/0	0/0	0	6
Weddle	1	0	0	1	0/0	0/0	0	6
Naanee	0	0	0	0	0/0	0/0	1	2
Chargers	51	13	34	4	46/46	27/32	2	439
Opponents	39	11	25	3	31/33	24/31	2	347

2-Pt. Conversions: Chargers 2-5, Opponents 2-6

Sacks: Phillips 7.5, Tucker 5.5, Harris 2.5, Cesaire 2.0, Olshansky 2.0, Cooper 1.5, Williams 1.5, Castillo 1.5, Bingham 1.5, Weddle 1.0, Applewhite 0.5 **Chargers: 28.0**, Opponents: 24.0

Rushing	No.	Yds.	Avg.	Long	TD
Tomlinson	292	1110	3.8	45	11
Sproles	61	330	5.4	37	1
Hester	19	95	5.0	28	1
Rivers	31	84	2.7	11	0
Jackson	4	69	17.3	31	0
Tolbert	13	37	2.8	11	0
Chambers	1	1	1.0	1	0
Chargers	421	1726	4.1	45	13
Opponents	408	1641	4.0	49	11

Receiving	No.	Yds.	Avg.	Long	TD
Gates	60	704	11.7	34	8
Jackson	59	1098	18.6	60	7
Tomlinson	52	426	8.2	32	1
Chambers	33	462	14.0	48t	5
Sproles	29	342	11.8	66t	5
Floyd	27	465	17.2	49t	4
Manumaleuna	15	127	8.5	17	2
Tolbert	13	171	13.2	67	1
Hester	12	91	7.6	16	0
Naanee	8	64	8.0	18	0
Davis	4	59	14.8	20	0
Chargers	312	4009	12.8	67	34
Opponents	411	4090	10.0	71t	25

Interceptions	No.	Yds.	Avg.	Long	TD
Cooper	4	11	2.8	10	0
Cason	2	69	34.5	59t	1
Cromartie	2	66	33.0	52t	1
Jammer	2	2	1.0	2	0
Wilhelm	1	8	8.0	8	0
Castillo	1	4	4.0	4	0
Dobbins	1	4	4.0	4	0
Weddle	1	3	3.0	3	0
Oliver	1	0	0.0	0	0
Chargers	15	167	11.1	59t	2
Opponents	11	189	17.2	50	1

Punting	No.	Yds.	Avg.	Net	TB	I-20	Lg.	B
M.Sciffres	51	2332	45.7	40.9	5	19	67	0
Chargers	51	2332	45.7	40.9	5	19	67	0
Opponents	60	2633	43.9	38.7	2	25	70	0

Punt Returns	Ret.	FC	Yds.	Avg.	Lg.	TD
Sproles	22	12	249	11.3	43	0
Davis	2	0	15	7.5	10	0
Cromartie	1	0	4	4.0	4	0
Weddle	1	1	1	1.0	1	0
Chargers	26	13	269	10.3	43	0
Opponents	23	12	146	6.3	32	0

Kickoff Returns	Ret.	Yds.	Avg.	Long	TD
Sproles	53	1376	26.0	103t	1
Hester	3	42	14.0	20	0
Cromartie	3	37	12.3	26	0
Manumaleuna	2	14	7.0	9	0
Gordon	1	18	18.0	18	0
Naanee	0	-2	0	-2	0
Chargers	62	1485	24.0	103t	1
Opponents	86	1943	22.6	94	1

Field Goals	1-19	20-29	30-39	40-49	50+
Kaeding	0/0	13/13	10/10	3/8	1/1
Chargers	0/0	13/13	10/10	3/8	1/1
Opponents	0/0	6/6	8/9	8/10	2/6

Kaeding: (27G) (34G,21G,28G) (36G,49G) (44N,28G,47N,47G) (34G) (25G,44N,35G,23G) (1) (33G,24G,31G) (34G,26G) (42N,22G) (35G,47G) (43B,28G) (20G,39G) (32G) (28G,57G) (28G)

Defensive Tackles (solo-ast-total-pd-ff-fr-ft): Cooper 84-52-136-6-0-0-6, Weddle 109-26-135-5-0-1-3, Jammer 74-17-91-19-3-2-4, Phillips 55-33-88-4-1-1-5, Hart 49-34-83-6-0-2-2, Dobbins 42-36-78-4-2-0-1, Wilhelm 45-23-68-3-0-1, Williams 41-26-67-3-0-0-0, Cromartie 57-7-64-9-0-0-1, Olshansky 26-28-54-0-0-0-3, Castillo 25-28-53-1-0-0-6, Cason 44-8-52-7-1-0-3, Tucker 30-13-43-1-0-1-9, Bingham 17-20-37-0-0-0-3, Smith 15-20-35-0-0-0-0, Harris 17-15-32-0-2-1-4, Cesaire 14-16-30-2-0-0-2, Gregory 24-5-29-4-0-0-1, Applewhite 12-7-19-0-0-0-1, Siler 8-4-12-0-0-0-3, Oliver 7-2-9-1-0-0-0, Gordon 7-1-1-0-0-0, Merriman 1-3-4-0-0-0-1, Waters 0-3-3-0-0-0-0, Scott 0-1-1-0-0-0-0

Special Teams Tackles (solo-ast-total): Osgood 16-1-17, Siler 11-4-15, Cason 9-6-15, Hester 9-5-14, Dobbins 11-2-13, Naanee 9-1-10, Applewhite 9-0-9, Harris 5-1-6, Binn 4-0-4, Gregory 4-0-4, Oliver 4-0-4, Gordon 2-2-4, Floyd 3-0-3, Waters 3-0-3, Jammer 2-0-2, Kaeding 2-0-2, Weddle 2-0-2, BATTLE 1-0-1, Hardwick 1-0-1, Sciffres 1-0-1, Wilhelm 1-0-1, Tucker 0-1-1, Wilson 0-1-1

Passing	Att.	Comp.	Yds.	Comp.%	Yds./Att.	TD	TD%	Int.	Int.%	Long	Sack/Lost	Rating
P.Rivers	478	312	4009	65.3%	8.4	34	7.1%	11	2.3%	67	25/151	105.6
Chargers	478	312	4009	65.3%	8.4	34	7.1%	11	2.3%	67	25/151	105.6
Opponents	605	411	4090	67.9%	6.8	25	4.1%	15	2.5%	71t	28/132	90.3

2007 FINAL STATISTICS

(11-5 Overall) First AFC West - Norv Turner
Home (7-1); Away (4-4); Postseason (2-1)

Date	W/L	Score	Opponent	Att.
09/09	W	14-3	Chicago *	67,837
09/16	L	14-38	at New England	68,756
09/23	L	24-31	at Green Bay	70,733
09/30	L	16-30	Kansas City *	65,175
10/07	W	41-3	at Denver	76,879
10/14	W	28-14	Oakland *	67,523
10/28	W	35-10	Houston *	60,439
11/04	L	17-35	at Minnesota	63,043
11/11	W	23-21	Indianapolis *	67,726
11/18	L	17-24	at Jacksonville	66,732
11/25	W	32-14	Baltimore *	63,337
12/02	W	24-10	at Kansas City	74,874
12/09	W	23-17 OT	at Tennessee	69,143
12/16	W	51-14	Detroit *	66,505
12/24	W	23-3	Denver *	65,477
12/30	W	30-17	at Oakland	61,706
AFC Wild Card Playoffs				
01/06	W	17-6	Tennessee *	65,640
AFC Divisional Playoffs				
01/13	W	28-24	at Indianapolis	56,950
AFC Championship Game				
01/20	L	12-21	at New England	68,756

Team Statistics		Chargers	Opponents			
TOTAL FIRST DOWNS						
Rushing		278	297			
Passing		104	89			
Penalty		158	185			
		16	23			
3rd Down: Made/Att		84/214	83/211			
3rd Down Pct.		39.3	39.3			
4th Down: Made/Att		6/10	9/26			
4th Down Pct.		6.0	34.6			
TOTAL NET YARDS						
Avg. Per Game		5044	5124			
		315.3	320.3			
Total Plays		980	1013			
Avg. Per Play		5.1	5.1			
NET YARDS RUSHING						
Avg. Per Game		2039	1712			
Total Rushes		485	416			
NET YARDS PASSING						
Avg. Per Game		3005	3412			
Sacked/Yards Lost		187.8	213.3			
Gross Yards		24/170	42/272			
Att./Completions		3175	3684			
Completion Pct.		471/281	555/338			
Had Intercepted		597	60.9			
		16	30			
PUNTS/AVERAGE		82/45.5	69/42.9			
NET PUNTING AVG.		82/39.6	69/37.4			
PENALTIES/YARDS		94/761	86/665			
FUMBLES/BALL LOST		17/8	27/18			
TOUCHDOWNS		49	35			
Rushing		19	11			
Passing		22	20			
Returns		8	4			
TIME OF POSSESSION		29:50	30:10			
Score by Quarters						
Chargers	Q1	Q2	Q3	Q4	OT	PTS.
Opponents	119	116	93	78	6	412
	47	84	69	84	0	284

Scoring	TD	RU	PA	RT	PAT	FG	S	PTS.
Kaeding	0	0	0	0	46/46	24/27	0	118
Tomlinson	18	15	3	0	0/0	0/0	0	108
Gates	9	0	9	0	0/0	0/0	0	54
Chambers	4	0	4	0	0/0	0/0	0	24
Sproles	4	2	0	2	0/0	0/0	0	24
Cromartie	3	0	0	3	0/0	0/0	0	18
V. Jackson	3	0	3	0	0/0	0/0	0	18
Davis	1	0	1	0	0/0	0/0	0	6
Manumaleuna	1	0	1	0	0/0	0/0	0	6
Neal	1	0	1	0	0/0	0/0	0	6
Phillips	1	0	0	1	0/0	0/0	0	6
Rivers	1	1	0	0	0/0	0/0	0	6
Siler	1	0	0	1	0/0	0/0	0	6
Tucker	1	0	0	1	0/0	0/0	0	6
Turner	1	1	0	0	0/0	0/0	0	6
Chargers	49	19	22	8	46/46	24/27	0	412
Opponents	35	11	20	4	33/33	13/19	0	284

2-Pt. Conversions: Chargers 0-2, Opponents 1-2

Sacks: Merriman 12.5, Phillips 8.5, Olshansky 3.5, Tucker 3.5, Castillo 2.5, Cesaire 2.5, Cooper 2, Bingham 1.5, Harris 1.5, Hart 1, Polk 1, Weddle 1, Wilhelm 1, **Chargers 42**, Opponents 24

Passing	Att.	Comp.	Yds.	Comp.%	Yds./Att.	TD	TD%	Int.	Int%	Long	Sack/Lost	Rating
Rivers	460	277	3152	.602	6.85	21	.046	15	.033	49t	22/163	82.4
Volek	10	3	6	.300	0.60	0	.000	1	.100	4	2/7	0.0
Tomlinson	1	1	17	1.000	17.00	1	1.000	0	0.00	17	0/0	158.3
Chargers	471	281	3175	.597	6.74	22	.047	16	.034	49t	24/170	81.3
Opponents	555	338	3684	.609	6.64	20	.036	30	.054	57t	42/272	70.0

Rushing	No.	Yds.	Avg.	Long	TD
Tomlinson	315	1474	4.7	49	15
Turner	71	316	4.5	74t	1
Sproles	37	164	4.4	34	2
Rivers	29	33	1.1	10	1
Neal	13	32	2.5	10	0
Chambers	2	17	8.5	9	0
Davis	3	9	3.0	6	0
Pinnock	4	1	0.3	5	0
Volek	11	-7	-0.6	0	0
Chargers	485	2039	4.2	74t	19
Opponents	416	1712	4.1	64t	11

Receiving	No.	Yds.	Avg.	Long	TD
Gates	75	984	13.1	49t	9
Tomlinson	60	475	7.9	36	3
V. Jackson	41	623	15.2	45	3
Chambers	35	555	15.9	44	4
Davis	20	188	9.4	18	1
Manumaleuna	10	86	8.6	40	1
Sproles	10	31	3.1	14	0
Nanee	8	69	8.6	22	0
Neal	8	23	2.9	9	1
Floyd	7	97	13.9	25	0
Turner	4	16	4.0	12	0
Osgood	2	23	11.5	15	0
Pinnock	1	5	5.0	5	0
Chargers	281	3175	11.3	49t	22
Opponents	338	3684	10.9	57t	20

Interceptions	No.	Yds.	Avg.	Long	TD
Cromartie	10	144	14.4	70t	1
Hart	5	77	14.6	22	0
McCree	3	20	6.7	19	0
Wilhelm	3	11	3.7	7	0
Phillips	2	36	18.0	18t	1
Cooper	2	23	11.5	18	0
Florence	2	4	2.0	4	0
Jammer	1	0	0.0	0	0
Olshansky	1	0	0.0	0	0
Weddle	1	0	0.0	0	0
Chargers	30	311	10.4	70t	2
Opponents	16	283	17.7	66t	2

Punting	No.	Yds.	Avg.	Net	TB	1-20	Lg.	B
Schiffers	81	3735	46.1	39.6	9	36	70	1
Chargers	82	3735	45.5	39.6	9	36	70	1
Opponents	69	2961	42.9	37.4	5	16	81	0

Punt Returns	Ret.	FC	Yds.	Avg.	Lg.	TD
Sproles	24	2	229	9.5	45t	1
Davis	6	6	52	8.7	24	0
Osgood	2	0	0	0.0	0	0
Chargers	32	8	281	8.8	45t	1
Opponents	29	19	311	10.7	54	0

Kickoff Returns	Ret.	Yds.	Avg.	Long	TD
Sproles	37	1008	27.2	89t	1
Turner	6	139	23.2	28	0
Cromartie	3	67	22.3	26	0
Manumaleuna	1	6	6.0	6	0
Neal	1	4	4.0	4	0
Chargers	48	1224	25.5	89t	1
Opponents	75	1566	20.9	62	0

Field Goals	1-19	20-29	30-39	40-49	50+
Kaeding	0/0	11/11	5/6	7/8	1/2
Chargers	0/0	11/11	5/6	7/8	1/2
Opponents	0/0	6/8	2/2	4/7	1/2

Kaeding: (33B) (1) (44G) (24G,51G,36G) (26G,45G) (50N) (1) (36G) (33G) (23G) (27G,46G,41G,41G) (25G, 45N) (20G) (22G,26G,45G) (40G,23G,29G) (36G,31G, 24G)

Defensive Tackles (solo-ast-total-pd-fl-fr-tf): Cooper 89-90-179-6-2-2-3, Wilhelm 78-66-144-4-0-0-4, Hart 77-52-109-9-0-1-4, Merriman 63-35-96-5-1-2-9, Phillips 52-25-87-5-3-0-2, McCree 51-24-75-6-1-1-0, Olshansky 32-37-69-3-3-0-2, Jammer 56-10-66-10-0-1-1, Florence 54-12-66-10-0-1-3, Bingham 32-26-58-0-0-0-2, Williams 34-19-53-1-1-1-3, Cesaire 25-25-30-1-0-0, Weddle 41-7-48-6-0-0-3, Cromartie 33-8-41-18-0-1-0, Castillo 21-18-39-1-0-0, McKinney 15-20-35-1-0-0-1, Polk 14-11-25-1-0-0-0, Harris 8-11-19-0-0-1-0, Dobbins 9-7-16-1-0-0-0, Gordon 4-4-8-1-0-0-0, Tucker 5-2-2-0-2-1-0, Siler 2-4-6-0-0-0-1, Gregory 2-0-2-1-0-0-0

Special Teams Tackles (solo-ast-total): Siler 18-3-21, Osgood 12-2-14, Dobbins 11-1-12, Polk 11-1-12, Gregory 8-1-9, Gordon 6-2-8, Harris 6-2-8, Cromartie 6-1-7, Tucker 6-0-6, Weddle 6-0-6, Hart 3-0-3, Pinnock 2-1-3, Turner 2-1-3, McCree 2-0-2, Kaeding 1-0-1, Rayner 1-0-1, Nanee 0-1-1

COMMUNITY

FRONT OFFICE

VETERANS

DRAFT PICKS & FREE AGENTS

2020 IN REVIEW

2007 STATISTICS

GENERAL INFORMATION

2006 FINAL STATISTICS

(14-2 Overall) First AFC West - Marty Schottenheimer
Home (8-0); Away (6-2); Postseason (0-1)

Date	W/L	Score	Opponent	Att.
09/11	W	27-0	at Oakland	62,578
09/17	W	40-7	Tennessee †	64,244
10/01	L	13-16	at Baltimore	70,743
10/08	W	23-13	Pittsburgh †	67,837
10/15	W	48-19	at San Francisco	68,137
10/22	L	27-30	at Kansas City	77,752
10/29	W	38-24	St. Louis †	66,598
11/05	W	32-25	Cleveland †	65,558
11/12	W	49-41	at Cincinnati	65,917
11/19	W	35-27	at Denver	76,723
11/26	W	21-14	Oakland †	66,105
12/03	W	24-21	at Buffalo	63,361
12/10	W	48-20	Denver †	67,514
12/17	W	20-9	Kansas City †	66,583
12/24	W	20-17	at Seattle	68,174
12/31	W	27-20	Arizona †	66,492

AFC Divisional Playoffs			
01/14	L	21-24	New England †

Total Statistics	Chargers	Opponents
TOTAL FIRST DOWNS	321	285
Rushing	137	87
Passing	169	178
Penalty	15	20
3rd Down: Made/Att	92/213	78/213
3rd Down Pct.	.432	.366
4th Down: Made/Att	6/17	6/17
4th Down Pct.	.353	.353
TOTAL NET YARDS	5840	4825
Avg. Per Game	365.0	301.6
Total Plays	1016	985
Avg. Per Play	5.7	4.9
NET YARDS RUSHING	2578	1613
Avg. Per Game	161.1	100.8
Total Rushes	522	386
NET YARDS PASSING	3262	3212
Avg. Per Game	203.9	200.8
Sacked/Yards Lost	28/150	61/351
Gross Yards	3412	3563
Att./Completions	466/287	538/307
Completion Pct.	.616	.571
Had Intercepted	9	16
PUNTS/AVERAGE	69/41.9	88/44.6
NET PUNTING AVG.	69/38.2	88/38.6
PENALTIES/YARDS	90/791	87/751
FUMBLES/BALL LOST	19/6	28/12
TOUCHDOWNS	59	33
Rushing	32	13
Passing	24	19
Returns	3	1
TIME OF POSSESSION	31:39	28:21

Score by Quarters	Q1	Q2	Q3	Q4	OT	PTS.
Chargers	85	137	94	176	0	492
Opponents	66	74	81	82	0	303

Scoring	TD	RU	PA	RT	PAT	FG	S	PTS.
Tomlinson	31	28	3	0	0/0	0/0	0	186
Kaeding	0	0	0	58/58	26/29	0	0	136
Gates	9	0	9	0/0	0/0	0	0	54
Jackson	6	0	6	0/0	0/0	0	0	38
Floyd	3	0	3	0/0	0/0	0	0	18
Manumaleuna	3	0	3	0/0	0/0	0	0	18
Turner	2	2	0	0/0	0/0	0	0	12
Dobbins	1	0	1	0/0	0/0	0	0	6
Harris	1	0	1	0/0	0/0	0	0	6
McCree	1	0	1	0/0	0/0	0	0	6
Neal	1	1	0	0/0	0/0	0	0	6
Whitehurst	1	1	0	0/0	0/0	0	0	6
Chargers	59	32	24	3	58/58	26/29	0	492
Opponents	33	13	19	1	32/33	23/26	2	303

2-Pt. Conversions: Jackson, **Chargers 1-1**, Opponents 0-1

Sacks: Merriman 17, Phillips 11.5, Castillo 7, Cesaire 4, Godfrey 4, Harris 3, Cooper 2.5, Edwards 2.5, Polk 2, Williams 2, Bingham 1.5, Olschansky 1.5, Robinson 1.5, McCree 1, **Chargers 61**, Opponents 28

Rushing	No.	Yds.	Avg.	Long	TD
Tomlinson	348	1815	5.2	85t	28
Turner	80	502	6.3	73	2
Neal	29	140	4.8	43	1
Rivers	48	49	1.0	15	0
Pinnock	4	25	6.3	15	0
Parker	2	19	9.5	18	0
Jackson	2	16	5.3	8	0
Whitehurst	3	13	6.5	14t	1
McCardell	1	8	8.0	8	0
Manumaleuna	1	1	1.0	1	0
Volek	3	-7	-1.0	-1	0
Scifres	1	-7	-7.0	-7	0
Chargers	522	2578	4.9	85t	32
Opponents	386	1613	4.2	51	13

Receiving	No.	Yds.	Avg.	Long	TD
Gates	71	924	13.0	57t	9
Tomlinson	56	508	9.1	51t	3
Parker	48	659	13.7	38	0
McCardell	36	437	12.1	28	0
Jackson	37	453	16.8	55	6
Floyd	17	85	4.9	21	0
Manumaleuna	14	91	6.5	19	3
Turner	3	47	15.7	30	0
Chargers	287	3412	11.9	57t	24
Opponents	307	3563	11.6	74t	19

Interceptions	No.	Yds.	Avg.	Long	TD
Jammer	4	57	14.3	35	0
Hart	3	27	12.3	22	0
Florence	3	24	8.0	23	0
Edwards	3	11	3.7	8	0
Merriman	1	10	10.0	10	0
Castillo	1	1	1.0	1	0
McCree	1	0	0.0	0	0
Chargers	16	140	8.8	35	0
Opponents	9	105	11.7	31t	1

Punting	No.	Yds.	Avg.	Net	TB	I-20	Lg.	B
Scifres	69	2893	41.9	38.2	2	35	71	0
Chargers	69	2893	41.9	38.2	2	35	71	0
Opponents	88	3923	44.6	38.6	7	23	72	0

Punt Returns	Ret.	FC	Yds.	Avg.	Lg.	TD
Parker	37	15	331	8.9	50	0
McCardell	5	7	39	7.8	12	0
Gordon	3	1	12	4.0	6	0
Chargers	45	23	382	8.5	50	0
Opponents	27	19	216	8.0	81	0

Kickoff Returns	Ret.	Yds.	Avg.	Long	TD
Turner	36	954	26.5	58	0
Cromartie	10	297	29.7	91	0
Neal	3	11	3.7	7	0
Gordon	2	55	27.5	32	0
Parker	2	19	9.5	12	0
Manumaleuna	1	14	14.0	14	0
Withrow	1	0	0.0	0	0
Chargers	55	1350	24.5	91	0
Opponents	90	1960	21.8	53	0

Field Goals	1-19	20-29	30-39	40-49	50+
Kaeding	0/0	7/7	11/12	7/9	1/1
Chargers	0/0	7/7	11/12	7/9	1/1
Opponents	0/0	5/5	10/11	6/7	2/3

Kaeding: (47G,29G) (28G,31G,35G,44G) (34G,54G,40N) (28G,33G,22G) (24G,44G) (39G,31G,47N) (31G) (29G) (0) (0) (42G,36N) (34G,35G) (30G,22G) (46G, 40G) (47G,35G)

Defensive Tackles (solo-ast-total-pd-ff-fr-trl): Edwards 97-73-170-8-2-1-2, Jammer 77-12-89-17-0-0-0, Williams 44-40-84-2-0-0-2, Cooper 41-41-82-2-1-0-1, McCree 51-29-80-5-0-1-2, Kiel 47-32-79-2-1-1-4, Godfrey 45-31-76-2-2-0-4, Merriman 46-20-66-8-4-1-4, Florence 51-12-63-16-0-0-1, Phillips 48-15-63-8-4-2-6, Castillo 25-27-52-10-1-1-2, Olschansky 23-27-50-10-1-2, Cesaire 27-20-47-1-1-0-2, Polk 25-7-32-0-0-0-1, Hart 21-6-27-8-1-1-1, Harris 15-10-25-3-1-2-2, Bingham 7-13-20-0-0-0-0, Robinson 7-9-16-3-0-0-0, Jue 13-2-15-5-0-0-1, Wilhelm 6-8-14-3-0-0-1, Cromartie 9-2-11-5-0-0-0, Dobbins 0-4-4-0-0-0-0, McKinney 1-1-2-1-0-0-0, Gbaja-Biamila 1-0-1-0-0-0-0, Gordon 1-0-1-0-0-0-0, Gregory 0-0-0-1-0-0-0

Special Teams Tackles (solo-ast-total): Hart 20-2-22, Polk 15-4-19, Dobbins 16-2-18, Wilhelm 12-3-15, Gregory 8-4-12, Cromartie 8-2-10, Osgood 7-2-9, Kaeding 5-0-5, Binn 4-1-5, Cooper 1-3-4, Camarillo 3-0-3, Turner 3-0-3, Jue 2-1-3, Florence 2-0-2, Jammer 2-0-2, Floyd 1-0-1, Harris 1-0-1, Kiel 1-0-1, Jackson 0-1-1

Passing	Att.	Comp.	Yds.	Comp. %	Yds./Att.	TD	TD %	Int.	Int. %	Long	Sack/Lost	Rating
Rivers	460	284	3388	61.7	7.37	22	4.8	9	2.0	57t	27/144	92.0
Tomlinson	3	2	20	66.7	6.67	2	66.7	0	0.0	19t	0/0	125.0
Volek	2	1	4	50.0	2.00	0	0.0	0	0.0	4	1/6	56.3
Scifres	1	0	0	0.0	0.00	0	0.0	0	0.0	0	0/0	39.6
Chargers	466	287	3412	61.6	7.32	24	5.2	9	1.9	57t	28/150	93.0
Opponents	538	307	3563	57.1	6.62	19	3.5	16	3.0	74t	61/351	76.6

COMMUNITY FRONT OFFICE VETERANS DRAFT PICKS & FREE AGENTS 2020 IN REVIEW STATISTICS GENERAL INFORMATION

2005 FINAL STATISTICS

(9-7 Overall) Third AFC West - Marty Schottenheimer Home (4-4); Away (5-3)

Date	W/L	Score	Opponent	Att.
09/11	L	24-28	Dallas †	67,679
09/18	L	17-20	at Denver	75,310
09/25	W	45-23	New York Giants †	65,373
10/02	W	41-17	at New England	68,756
10/10	L	22-24	Pittsburgh †	68,537
10/16	W	27-14	at Oakland	52,666
10/23	L	17-20	at Philadelphia	67,747
10/30	W	28-20	Kansas City †	65,750
11/06	W	31-26	at New York Jets	77,662
11/20	W	48-10	Buffalo †	65,602
11/27	W	23-17 OT	at Washington	84,930
12/04	W	34-10	Oakland †	66,436
12/11	L	21-23	Miami †	65,026
12/18	W	26-17	at Indianapolis	57,389
12/24	L	7-20	at Kansas City	75,956
12/31	L	7-23	Denver †	65,513

Team Statistics	Chargers	Opponents
TOTAL FIRST DOWNS	337	306
Rushing	116	90
Passing	191	189
Penalty	30	27
3rd Down: Made/Att	88/208	79/212
3rd Down Pct.	.423	.373
4th Down: Made/Att	11/17	10/20
4th Down Pct.	.647	.500
TOTAL NET YARDS	5567	4948
Avg. Per Game	347.9	309.3
Total Plays	1022	999
Avg. Per Play	5.4	5.0
NET YARDS RUSHING	2072	1349
Avg. Per Game	129.5	84.3
Total Rushes	465	386
NET YARDS PASSING	3495	3599
Avg. Per Game	218.4	224.9
Sacked/Yards Lost	31/243	46/289
Gross Yards	3738	3888
Att./Completions	526/338	567/338
Completion Pct.	.643	.596
Had Intercepted	16	10
PUNTS/AVERAGE	71/43.7	78/42.0
NET PUNTING AVG.	71/38.0	78/37.6
PENALTIES/YARDS	110/890	110/831
FUMBLES/BALL LOST	22/10	23/10
TOUCHDOWNS	51	36
Rushing	22	14
Passing	27	20
Returns	2	2
TIME OF POSSESSION	31:34	28:26

Score by Quarters	Q1	Q2	Q3	Q4	OT	PTS.
Chargers	93	139	74	106	6	418
Opponents	36	126	77	73	0	312

Scoring	TD	RU	PA	RT	PAT	FG	S	PTS.
Tomlinson	20	18	2	0	0/0	0/0	0	120
Kaeding	0	0	0	0	49/49	21/24	0	112
Gates	10	0	10	0	0/0	0/0	0	60
McCardell	9	0	9	0	0/0	0/0	0	54
Parker	3	0	3	0	0/0	0/0	0	18
Turner	3	3	0	0	0/0	0/0	0	18
Hart	2	0	0	2	0/0	0/0	0	12
Brees	1	1	0	0	0/0	0/0	0	6
Caldwell	1	0	1	0	0/0	0/0	0	6
Neal	1	0	1	0	0/0	0/0	0	6
Peelle	1	0	1	0	0/0	0/0	0	6
Chargers	51	22	27	2	49/49	21/24	0	418
Opponents	36	14	20	2	34/35	20/29	1	312

2-Pt. Conversions: Chargers 0-1, Opponents 0-1

Sacks: Merriman 10.0, Phillips 7.0, Foley 4.5, Scott 4.5, Castillo 3.5, Edwards 3.0, Olschansky 3.0, Leber 2.0, Cooper 1.5, Cesaire 1.0, Davis 1.0, Fletcher 1.0, Godfrey 1.0, Harris 1.0, Kiel 1.0, Wilhelm 1.0, **Chargers 46.0**, Opponents 31.0

Special Teams Tackles (solo-ast-total): Milligan 14-7-21, Osgood 14-5-19, Phillips 15-0-15, Wilhelm 12-3-15, Hart 8-3-11, Cooper 9-0-9, Harris 6-2-8, Jue 4-1-5, Turner 4-0-4, Kaeding 3-0-3, Pinnock 3-0-3, Wilson 3-0-3, Merriman 2-1-3, Davis 2-0-2, Jammer 2-0-2, Peelle 2-0-2, Scifres 2-0-2, Binn 1-0-1, Caldwell 1-0-1, Fletcher 1-0-1, Jackson 1-0-1, Neal 1-0-1

Passing	Att.	Comp.	Yds.	Comp.%	Yds./Att.	TD	TD%	Int.	Int%	Long	Sack/Lost	Rating
Brees	500	323	3576	.646	7.15	24	.048	15	.030	54	27/223	89.2
Rivers	22	12	115	.545	5.23	0	.000	1	.045	22	3/16	50.4
Tomlinson	4	3	47	.750	11.75	3	.750	0	.000	26	0/0	153.1
McCardell	4	0	0	—	—	0	—	0	—	1/4	—	—
Chargers	526	338	3738	.643	7.11	27	.051	16	.030	54	31/243	89.7
Opponents	567	338	3888	.596	6.86	20	.035	10	.018	56	46/289	84.7

Rushing	No.	Yds.	Avg.	Long	TD
Tomlinson	339	1462	4.3	62	18
Turner	57	335	5.9	83	3
Neal	29	98	3.4	9	0
Parker	4	55	13.8	30	0
Sproles	8	50	6.3	21	0
Brees	21	49	2.3	9	1
Caldwell	2	10	5.0	7	0
McCardell	2	6	3.0	3	0
Osgood	1	4	4.0	4	0
Pinnock	1	4	4.0	4	0
Rivers	1	-1	-1.0	-1	0
Chargers	465	2072	4.5	83	22
Opponents	386	1349	3.5	46	14

Receiving	No.	Yds.	Avg.	Long	TD
Gates	89	1101	12.4	38	10
McCardell	70	917	13.1	54	9
Parker	57	725	12.7	49	3
Tomlinson	51	370	7.3	41	2
Caldwell	28	352	12.6	43	1
Neal	24	145	6.0	21	1
Peelle	11	38	3.5	11	1
Jackson	3	59	19.7	21	0
Sproles	3	10	3.3	6	0
Osgood	2	21	10.5	15	0
Chargers	338	3738	11.1	54	27
Opponents	338	3888	11.5	56	20

Interceptions	No.	Yds.	Avg.	Long	TD
Jue	3	28	9.3	20	0
Edwards	2	15	7.5	14	0
Hart	1	110	110.0	70	2
Fletcher	1	19	19.0	19	0
Jammer	1	14	14.0	14	0
Wilhelm	1	10	10.0	10	0
Florence	1	9	9.0	9	0
Chargers	10	205	20.5	70	2
Opponents	16	230	14.4	51	1

Punting	No.	Yds.	Avg.	Net	TB	I-20	Lg.	B
Scifres	71	3104	43.7	38.0	8	25	71	0
Chargers	71	3104	43.7	38.0	8	25	71	0
Opponents	78	3274	42.0	37.6	5	19	65	0

Punt Returns	Ret.	FC	Yds.	Avg.	Lg.	TD
Parker	18	9	106	5.9	15	0
Sproles	18	5	108	6.0	23	0
McCardell	3	3	31	10.3	14	0
Chargers	39	17	245	6.3	23	0
Opponents	26	19	244	9.4	52	0

Kickoff Returns	Ret.	Yds.	Avg.	Long	TD
Sproles	63	1528	24.3	58	0
Caldwell	3	99	33.0	60	0
Parker	1	16	16.0	16	0
Pinnock	1	24	24.0	24	0
Turner	1	0	0.0	0	0
Chargers	69	1667	24.2	60	0
Opponents	83	1856	22.4	54	0

Field Goals	1-19	20-29	30-39	40-49	50+
Kaeding	1/1	3/3	9/9	8/11	0/0
Chargers	1/1	3/3	9/9	8/11	0/0
Opponents	0/0	8/9	6/7	5/5	1/8

Defensive Tackles (solo-ast-total-pd-ft-fr-tf): Edwards 114-40-154-11-20-2, Godfrey 56-22-78-3-1-1-4, Jammer 60-12-72-19-1-0-0, Kiel 49-10-59-6-1-0-0, Florence 47-7-54-11-0-0-0, Merriman 41-13-54-5-2-0-7, Williams 40-13-53-4-0-1-8, Castillo 37-12-49-3-1-0-6, Jue 30-12-42-8-0-0-0, Foley 28-10-38-3-1-0-2, Hart 26-9-35-6-1-2-0, Cooper 20-10-30-0-0-0-1, Olschansky 18-11-29-0-0-0-3, Fletcher 20-8-28-0-0-0-1, Davis 23-3-26-3-1-0-1, Cesaire 17-8-25-0-0-0-1, Leber 18-4-22-1-0-0-4, Phillips 18-2-20-2-2-1-3, Wilhelm 13-0-2-1-1-0-0-0, Wilson 12-2-14-0-0-0-0, Scott 11-2-13-2-0-0-0, Harris 2-0-2-1-0-0-0, Robinson 1-1-2-0-0-0-0, Bingham 1-0-1-0-0-0-0, McGarran 1-0-1-0-0-0-0, Ball 0-1-1-0-0-0-0

2004 FINAL STATISTICS

(12-4 Overall) First AFC West - Marty Schottenheimer
Home (7-1); Away (5-3); Postseason (0-1)

Date	W/L	Score	Opponent	Att.
09/12	W	27-20	at Houston	70,255
09/19	L	28-34	New York Jets	57,310
09/26	L	13-23	at Denver	74,533
10/03	W	38-17	Tennessee	54,006
10/10	W	34-21	Jacksonville	52,101
10/17	L	20-21	at Atlanta	70,187
10/24	W	17-6	at Carolina	73,096
10/31	W	42-14	Oakland †	66,210
11/07	W	43-17	New Orleans	59,662
11/21	W	23-17	at Oakland	46,905
11/28	W	34-31	at Kansas City	77,447
12/05	W	20-17	Denver †	65,395
12/12	W	31-24	Tampa Bay †	65,858
12/19	W	21-0	at Cleveland	72,489
12/26	L	31-34 OT	at Indianapolis	57,330
01/02	W	24-17	Kansas City †	64,920

AFC Wild Card Playoffs

01/08	L	17-20 OT	New York Jets †	67,536
-------	---	----------	-----------------	--------

Team Statistics	Chargers	Opponents
TOTAL FIRST DOWNS	328	320
Rushing	131	79
Passing	160	200
Penalty	37	41
Third Down: Made/Att.	97/208	69/196
Third Down Pct.	.466	.352
Fourth Down: Made/Att.	5/8	13/24
Fourth Down Pct.	.625	.542
TOTAL NET YARDS	5542	5360
Avg. Per Game	346.4	335.0
Total Plays	996	991
Avg. Per Play	5.6	5.4
NET YARDS RUSHING	2185	1307
Avg. Per Game	136.6	81.7
Total Rushes	525	355
NET YARDS PASSING	3357	4053
Avg. Per Game	209.8	253.3
Sacked/Yards Lost	21/149	29/142
Gross Yards	3506	4195
Attempts/Completions	450/288	607/372
Completion Pct.	.640	.613
Had Intercepted	8	23
PUNTS/AVERAGE	69/43.1	64/42.4
NET PUNTING AVG.	69/38.4	64/37.0
PENALTIES/YARDS	108/875	109/940
FUMBLES/BALL LOST	27/10	19/10
TOUCHDOWNS	55	36
Rushing	24	15
Passing	29	19
Returns	2	2
TIME OF POSSESSION	31:30	28:30

Score by Quarters	Q1	Q2	Q3	Q4	OT	PTS.
Chargers	92	138	106	110	0	446
Opponents	37	97	52	125	3	313

Scoring	TD	RU	PA	RT	PAT	FG	S	PTS.
Kaeding	0	0	0	0	54/55	20/25	0	114
Tomlinson	18	17	1	0	0/0	0/0	0	108
Gates	13	0	13	0	0/0	0/0	0	78
Parker	4	0	4	0	0/0	0/0	0	24
Caldwell	3	0	3	0	0/0	0/0	0	18
Chatman	3	3	0	0	0/0	0/0	0	18
Brees	2	2	0	0	0/0	0/0	0	12
Dwight	2	0	1	1	0/0	0/0	0	12
Flutie	2	2	0	0	0/0	0/0	0	12
Osgood	2	0	2	0	0/0	0/0	0	12
Peelle	2	0	2	0	0/0	0/0	0	12
D. Edwards	1	0	0	1	0/0	0/0	0	6
Floyd	1	0	1	0	0/0	0/0	0	6
Krause	1	0	1	0	0/0	0/0	0	6
McCardell	1	0	1	0	0/0	0/0	0	6
Chargers	55	24	29	2	54/55	20/25	1	446
Opponents	36	15	19	2	33/34	20/27	0	313

2-Pt. Conversions: Chargers 0-0, Opponents 2-2
Sacks: Foley 10.0, Phillips 4.0, Williams 4.0, Godfrey 2.0, Leber 2.0, Scott 1.5, Dingle 1.0, D. Edwards 1.0, Fisk 1.0, Kiel 1.0, Olschansky 1.0, Cesaire 0.5, **Chargers 29.0**, Opponents 21.0

Special Teams Tackles (solo-ast-total): Hart 13-2-15, Milligan 13-2-15, Osgood 13-0-13, Fletcher 11-0-11, Chatman 9-1-10, Cooper 7-2-9, Phillips 7-2-9, Wilhelm 5-3-8, Peelle 4-0-4, Florence 3-1-4, Moreno 3-1-4, Pippens 3-0-3, Butler 0-3-3, Dwight 2-0-2, Kaeding 2-0-2, Layne 2-0-2, Leber 2-0-2, Turner 2-0-2, Binn 1-0-1, Kiel 1-0-1, Polk 1-0-1, Scifres 1-0-1

Passing	Att.	Comp.	Yds.	Comp.%	Yds./Att.	TD	TD%	Int.	Int.%	Long	Sack/131	Rating
Brees	400	262	3159	.655	7.90	27	.068	7	.018	79t	18/131	104.8
Flutie	38	20	276	.526	7.26	1	.026	0	.000	29	1/7	85.0
Rivers	8	5	33	.625	4.13	1	.125	0	.000	13t	1/7	110.9
Tomlinson	2	2	38	1.000	19.00	0	.000	0	.000	38	1/1	95.8
McCardell	1	0	0	.000	0.00	0	.000	0	.000	0	0/0	39.6
Scifres	1	0	0	.000	0.00	0	.000	1	1.000	0	0/0	0.0
Chargers	450	288	3506	.640	7.79	29	.064	8	.018	79t	21/149	102.0
Opponents	607	372	4195	.613	6.91	19	.031	23	.038	50	29/142	76.6

Rushing	No.	Yds.	Avg.	Long	TD
Tomlinson	339	1335	3.9	42	17
Chatman	65	392	6.0	52	3
Turner	20	104	5.2	30	0
Brees	53	85	1.6	22	2
Dwight	4	54	13.5	48	0
Neal	16	53	3.3	8	0
Parker	4	53	13.3	38	0
Caldwell	4	45	11.3	20	0
Flutie	5	39	7.8	20	2
Pinnock	9	26	2.9	11	0
McCardell	1	3	3.0	3	0
Shaw	1	1	1.0	1	0
Rivers	4	-5	-1.2	-1	0
Chargers	525	2185	4.2	52	24
Opponents	355	1307	3.7	26	15

Receiving	No.	Yds.	Avg.	Long	TD
Gates	81	964	11.9	72t	13
Tomlinson	53	441	8.3	74t	4
Parker	47	690	14.7	79t	4
McCardell	31	393	12.7	31	1
Caldwell	18	310	17.2	58t	3
Osgood	15	308	20.5	65	2
Neal	13	66	5.1	12	0
Peelle	10	84	8.4	17t	2
Krause	5	81	16.2	29	1
Turner	4	8	2.0	7	0
Floyd	3	49	16.3	27	1
Pinnock	3	26	8.7	14	0
Dwight	2	31	15.5	23t	1
Chatman	2	17	8.5	17	0
Brees	1	38	38.0	38	0
Chargers	288	3506	12.2	79t	29
Opponents	372	4195	11.3	50	19

Interceptions	No.	Yds.	Avg.	Long	TD
D. Edwards	5	49	9.8	30t	1
Florence	4	54	13.5	40	0
Wilson	3	12	4.0	12	0
Kiel	2	31	15.5	31	0
Foley	2	4	2.0	4	0
Hart	1	13	13.0	13	0
Jammer	1	12	12.0	12	0
Davis	1	4	4.0	4	0
Dingle	1	1	1.0	1	0
Fletcher	1	0	0.0	0	0
Phillips	1	0	0.0	0	0
Wilhelm	1	0	0.0	0	0
Chargers	23	180	7.8	40	1
Opponents	8	66	8.3	25	0

Punting	No.	Yds.	Avg.	Net	TB	I-20	Lg.	B
Scifres	69	2974	43.1	38.4	8	29	60	0
Chargers	69	2974	43.1	38.4	8	29	60	0
Opponents	64	2713	42.4	37.0	5	13	59	0

Punt Returns	Ret.	FC	Yds.	Avg.	Lg.	TD
Parker	27	10	237	8.8	32	0
Dwight	1	5	6	6.0	6	0
Florence	1	0	0	0.0	0	0
Chargers	29	15	243	8.4	32	0
Opponents	23	23	164	7.1	38	0

Kickoff Returns	Ret.	Yds.	Avg.	Long	TD
Dwight	50	1222	24.4	87t	1
Chatman	4	89	22.3	35	0
Welker	4	102	25.5	33	0
Butler	2	35	17.5	24	0
Neal	1	12	12.0	12	0
Turner	1	18	18.0	18	0
D. Edwards	0	0	-	-	0
Chargers	62	1478	23.8	87t	1
Opponents	83	1846	22.2	96t	2

Field Goals	1-19	20-29	30-39	40-49	50+
Kaeding	1/1	9/11	2/2	5/6	3/5
Chargers	1/1	9/11	2/2	5/6	3/5
Opponents	0/0	11/11	6/9	2/6	1/1

Kaeding (48G,29G) () (23G,51G) (31G) (21G,28G) (53G,28G) (29N,44G) () (40G,27G) (42N,19G) (29N,52N,25G,43G) (23G,23G) (51N,40G) () (50G) (34G)

Defensive Tackles (solo-ast-total-pd-ff-r): Edwards 105-46-151-14-3-0-4, Kiel 71-25-96-10-0-1-2, Godfrey 68-19-87-3-3-1-8, Wilson 52-23-75-4-1-0-2, Foley 48-17-65-12-5-2-4, Jammer 53-9-62-10-0-0-1, Leber 47-11-58-1-0-1-3, Olschansky 24-15-39-2-0-0-2, Davis 32-6-38-10-0-0-0, Cooper 25-8-33-2-0-1-1, Florence 28-4-32-8-0-0-2, Williams 25-7-32-4-0-0-1, Fisk 19-11-30-2-0-0-1, Fletcher 24-3-27-5-0-1-0, Cesaire 18-6-24-3-0-0-1, Scott 14-5-19-2-0-0-5, Phillips 14-4-18-3-0-2-0, Hart 5-4-9-2-0-0-1, Moreno 6-2-8-0-0-1, Dingle 3-3-6-1-0-0-1, Wilhelm 5-0-5-2-0-0-0, Butler 3-1-4-0-0-0-0, Milligan 3-1-4-1-0-0-0, Ball 2-1-3-2-0-0-0, Downing 1-0-1-0-0-0-0

2003 FINAL STATISTICS

(4-12 Overall) Fourth AFC West - Marty Schottenheimer
Home (2-6)*; Away (2-6)

Date	W/L	Score	Opponent	Att.
09/07	L	14-27	at Kansas City	78,048
09/14	L	13-37	Denver †	65,445
09/21	L	10-24	Baltimore †	52,028
09/28	L	31-34 OT	at Oakland	54,078
10/05	L	21-27	at Jacksonville	48,954
10/19	W	26-20	at Cleveland	73,238
10/27	L	10-26	Miami †*	73,014
11/02	L	7-20	at Chicago	61,500
11/09	W	42-28	Minnesota †	64,738
11/16	L	8-37	at Denver	75,217
11/23	L	27-34	Cincinnati †	52,069
11/30	L	24-28	Kansas City †	57,671
12/07	W	14-7	at Detroit	61,544
12/14	L	21-38	Green Bay †	64,978
12/21	L	24-40	at Pittsburgh	52,527
12/28	W	21-14	Oakland †	62,222

* Oct. 27 Game Played at Arizona's Sun Devil Stadium

Team Statistics	Chargers	Opponents
TOTAL FIRST DOWNS	290	326
Rushing	117	124
Passing	146	178
Penalty	27	24
Third Down: Made/Att.	62/197	97/231
Third Down Pct.	.315	.420
Fourth Down: Made/Att.	10/19	10/18
Fourth Down Pct.	.526	.556
TOTAL NET YARDS	5167	5593
Avg. Per Game	322.9	346.6
Total Plays	971	1072
Avg. Per Play	5.3	5.2
NET YARDS RUSHING	2146	2218
Avg. Per Game	134.1	138.6
Total Rushes	417	518
NET YARDS PASSING	3021	3375
Avg. Per Game	188.8	210.9
Sacked/Yards Lost	29/205	30/200
Gross Yards	3226	3575
Attempts/Completions	525/297	524/322
Completion Pct.	.566	.615
Had Intercepted	19	13
PUNTS/AVERAGE	83/41.6	74/42.7
NET PUNTING AVG.	83/36.0	74/36.4
PENALTIES/YARDS	126/1016	110/1006
FUMBLES/BALL LOST	20/12	22/7
TOUCHDOWNS		
Rushing	38	53
Passing	21	36
Returns	1	5
TIME OF POSSESSION	27:52	32:08

Score by Quarters	Q1	Q2	Q3	Q4	OT	PTS.
Chargers	60	86	50	117	0	313
Opponents	121	140	60	117	3	441

Scoring	TD	RU	PA	RT	PAT	FG	S	PTS.
Tomlinson	17	13	4	0	0/0	0/0	0	102
Christie	0	0	0	0	36/36	15/20	0	81
Boston	7	0	7	0	0/0	0/0	0	44
E. Parker	3	0	3	0	0/0	0/0	0	18
Flutie	2	2	0	0	0/0	0/0	0	12
Gates	2	0	2	0	0/0	0/0	0	12
Osgood	2	0	2	0	0/0	0/0	0	12
Brees	1	0	1	0	0/0	0/0	0	6
Lassiter	1	0	0	1	0/0	0/0	0	6
Neal	1	1	0	0	0/0	0/0	0	6
Norman	1	0	1	0	0/0	0/0	0	6
Peelle	1	0	1	0	0/0	0/0	0	6
Alexander	0	0	0	0	0/0	0/0	0	2
Chargers	38	16	21	1	36/36	15/20	0	313
Opponents	53	12	36	5	52/53	23/26	1	441

2-Pt. Conversions: Alexander, Boston, Chargers 2-2, Opponents 0-0

Sacks: Scott 6.5, Dingle 6.0, R. Johnson 4.0, Leber 3.0, Wiley 3.0, Moreno 2.0, Cooper 1.0, Fisk 1.0, Leverette 1.0, Williams 1.0, Wilson 1.0, Edwards 0.5, Chargers 30.0, Opponents 29.0

Special Teams Tackles (solo-aso-total): Chatman 16-0-16, Polk 14-2-16, Osgood 8-1-9, Kiel 7-2-9, Cooper 8-0-8, Binn 7-1-8, House 7-1-8, Pinnock 5-0-5, Johnson 3-2-5, Florence 4-0-4, Gates 4-0-4, Bennett 2-0-2, Mattos 2-0-2, Peelle 2-0-2, Ross 2-0-2, Wilhelm 2-0-2, Christie 1-0-1, Fox 1-0-1, Norman 1-0-1, Scifres 1-0-1, Wilson 1-0-1

Passing	Att.	Comp.	Yds.	Comp.%	Yds./Att.	TD	TD%	Int.	Int.%	Long	Sack/Lost	Rating
Brees	356	205	2108	.576	5.92	11	.031	15	.042	68t	21/178	67.5
Flutie	167	91	1097	.545	6.57	9	.054	4	.024	73t	8/27	82.8
Bennett	1	0	0	.000	0.00	0	.000	0	.000	0	0/0	39.6
Tomlinson	1	1	21	100.0	21.00	1	100.0	0	.000	21t	0/0	158.3
Chargers	525	297	3226	.566	6.14	21	.040	19	.036	73t	29/205	73.1
Opponents	524	322	3575	.615	6.82	36	.069	13	.025	60t	30/200	94.3

Rushing	No.	Yds.	Avg.	Long	TD
Tomlinson	313	1645	5.3	73t	13
Flutie	33	168	5.1	17	2
Dwight	9	88	9.8	20	0
Brees	21	84	4.0	18	0
Neal	18	40	2.2	7	1
Caldwell	5	39	7.8	14	0
L. Johnson	4	26	6.5	18	0
E. Parker	3	21	7.0	13	0
Boston	3	18	6.0	13	0
Chatman	8	17	2.1	6	0
Chargers	417	2146	5.1	73t	16
Opponents	518	2218	4.3	58	12

Receiving	No.	Yds.	Avg.	Long	TD
Tomlinson	100	725	7.3	73t	4
Boston	70	880	12.6	46t	7
Gates	24	389	16.2	48	2
E. Parker	18	244	13.6	33t	3
Peelle	16	133	8.3	24	1
Neal	16	125	7.8	32	0
Dwight	14	93	6.6	11	0
Osgood	13	278	21.4	57t	2
Caldwell	8	80	10.0	15	0
Gilliam	6	95	15.8	37	0
Norman	6	72	12.0	21t	1
Chatman	5	54	10.8	23	0
Brees	1	21	21.0	21t	1
Chargers	297	3226	10.9	73t	21
Opponents	322	3575	11.1	60t	36

Interceptions	No.	Yds.	Avg.	Long	TD
Jammer	4	6	1.5	6	0
Davis	2	48	24.0	41	0
Edwards	2	27	13.5	15	0
Kiel	2	15	7.5	15	0
Lassiter	1	38	38.0	38t	1
Cooper	1	25	25.0	25	0
Wilson	1	-2	-2.0	-2	0
Chargers	13	157	12.1	41	1
Opponents	19	196	10.3	32	1

Punting	No.	Yds.	Avg.	Net	TB	I-20	Lg.	B
Bennett	82	3436	41.9	36.2	3	1-28	56	0
Christie	1	20	20.0	20.0	0	1	20	0
Chargers	83	3456	41.6	36.0	3	2-9	56	0
Opponents	74	3162	42.7	36.4	4	16	73	0

Punt Returns	Ret.	FC	Yds.	Avg.	Lg.	TD
L. Johnson	24	5	184	7.7	21	0
E. Parker	23	2	207	9.0	49	0
Dwight	2	2	0	0.0	2	0
Chargers	49	9	391	8.0	49	0
Opponents	38	20	409	10.8	80t	2

Kickoff Returns	Ret.	Yds.	Avg.	Long	TD
L. Johnson	50	1151	23.0	60	0
Dwight	22	488	22.2	32	0
Florence	4	47	11.8	24	0
Chatman	2	31	15.5	23	0
Pinnock	2	50	25.0	41	0
Carson TM	1	13	13.0	13	0
Neal	1	1	1.0	1	0
Peelle	1	14	14.0	14	0
Scott	1	9	9.0	9	0
Chargers	84	1804	21.5	60	0
Opponents	67	1437	21.4	85t	1

Field Goals	1-19	20-29	30-39	40-49	50+
Christie	1/1	6/6	3/3	3/7	2/3
Chargers	1/1	6/6	3/3	3/7	2/3
Opponents	0/0	5/6	5/6	12/13	1/1
Christie ()	(19G,25G)	(24G,50N)	(32G) ()	(44G,50G,43N,42G,32G)	(51G)
(46N) ()	(48G,26G)	(40B,48B,21G) ()	(20G,26G)	(31G) ()	

Defensive Tackles (solo-aso-total-pd-ff-fr): Edwards 124-38-162-9-1-0, Moreno 78-17-95-4-1-2, Wilson 63-19-82-9-3-0, Leber 64-11-75-1-1-0, Jammer 57-14-71-13-0-1, Kiel 52-7-59-4-0-0, Lassiter 51-8-59-1-1-0, Davis 45-13-58-10-0-0, Fisk 41-10-51-0-0-1, Wiley 38-13-51-4-2-1, Dingle 31-6-37-1-2-1, Williams 24-9-33-1-1-0, Leverette 17-6-23-0-0-0, Fox 18-4-22-2-0-0, Scott 14-4-18-1-0-0, Florence 16-0-16-2-0-0, Johnson 12-1-13-0-2-0, Cooper 5-3-8-1-0-0, Polk 5-1-6-0-0-0, Salave'a 2-3-5-1-0-0, House 3-0-3-4-0-0, Cody 2-1-3-0-0-0, Cesaire 1-2-3-0-0-0, Carson 2-0-2-1-0-0, Hand 2-0-2-0-0-0

2000 FINAL STATISTICS

(1-15 Overall) Fifth AFC West - Mike Riley
Home (1-7); Away (0-8)

Date	W/L	Score	Opponent	Att.
09/03	L	6-9	at Oakland	56,373
09/10	L	27-28	at New Orleans †	51,300
09/17	L	10-42	at Kansas City	77,604
09/24	L	12-20	Seattle †	47,233
10/01	L	31-57	at St. Louis	66,010
10/08	L	7-21	Denver †	56,079
10/15	L	24-27 OT	at Buffalo	72,351
10/29	L	13-15	Oakland †	66,659
11/05	L	15-17	at Seattle	59,884
11/12	L	7-17	Miami †	56,896
11/19	L	37-38	at Denver	75,218
11/26	W	17-16	Kansas City †	47,228
12/03	L	17-45	San Francisco †	57,255
12/10	L	3-24	at Baltimore	68,805
12/17	L	22-30	at Carolina	72,159
12/24	L	21-34	Pittsburgh †	50,809

Team Statistics		Chargers		Opponents	
TOTAL FIRST DOWNS		251	312		
Rushing	63	76			
Passing	156	195			
Penalty	32	41			
Third Down: Made/Att.	72/219	91/242			
Third Down Pct.	.329	.376			
Fourth Down: Made/Att.	3/14	5/9			
Fourth Down Pct.	.214	.556			
TOTAL NET YARDS		4300	4959		
Avg. Per Game	268.8	309.9			
Total Plays	982	1061			
Avg. Per Play	4.4	4.7			
NET YARDS RUSHING		1062	1422		
Avg. Per Game	66.4	88.9			
Total Rushes	351	470			
NET YARDS PASSING		3238	3537		
Avg. Per Game	202.4	221.1			
Sacked/Yards Lost	53/302	39/249			
Gross Yards	3540	3786			
Attempts/Completions	578/311	552/326			
Completion Pct.	.539	.591			
Had Intercepted	30	16			
PUNTS/AVERAGE	92/46.2	91/41.5			
NET PUNTING AVG.	36.2	36.4			
PENALTIES/YARDS	121/1036	106/851			
FUMBLES/BALL LOST	31	50			
TOUCHDOWNS		38/20	50/26		
Rushing	19	33			
Returns	5	7			
TIME OF POSSESSION	28:08	31:52			

Score by Quarters		Q1	Q2	Q3	Q4	OT	PTS.
Chargers	58	99	60	52	0	0	269
Opponents	77	128	110	122	3		440

Scoring		TD	RU	PA	RT	PAT	FG	S	PTS
Carney	0	0	0	0	27/27	0	18/25	0	81
Conway	5	0	5	0	0/0	0/0	0/0	0	30
F. Jones	5	0	5	0	0/0	0/0	0/0	0	30
Fletcher	4	3	1	0	0/0	0/0	0/0	0	24
J. Graham	4	0	4	0	0/0	0/0	0/0	0	24
Chancey	2	2	0	0	0/0	0/0	0/0	0	12
Fazande	2	2	0	0	0/0	0/0	0/0	0	12
McCrary	2	2	0	0	0/0	0/0	0/0	0	12
Dixon	1	0	1	0	0/0	0/0	0/0	0	6
Dumas	1	0	1	0	0/0	0/0	0/0	0	6
Gaylor	1	0	1	0	0/0	0/0	0/0	0	6
Harrison	1	0	1	0	0/0	0/0	0/0	0	6
Heiden	1	0	1	0	0/0	0/0	0/0	0	6
R. Jenkins	1	0	1	0	0/0	0/0	0/0	0	6
Turner	1	0	1	0	0/0	0/0	0/0	0	6
Fontenot	0	0	0	0	0/0	0/0	0/0	1	2
Chargers	31	7	19	5	27/27	18/25	1	269	
Opponents	50	10	33	7	46/46	30/34	1	440	

2-Pt. Conversions: Chargers 0-4, Opponents 1-4

Sacks: Parrella 7.0, Harrison 6.0, Mickell 6.0, Dixon 5.0, Fontenot 4.0, Seau 3.5, Dingle 2.5, Beckett 1.0, Dumas 1.0, Lewis 1.0, Rusk 1.0, Williams 1.0, Chargers 39.0, Opponents 53.0

Special Teams Tackles (solo-ast-total): Tovar 11-1-12, McCrary 11-0-11, Beckett 10-0-10, Turner 9-0-9, Taylor 8-1-9, Rusk 8-0-8, Heiden 7-0-7, Humphrey 6-1-7, Bynum 5-0-5, Darden 5-0-5, Davis 4-0-4, Reeves 3-1-4, Binn 3-0-3, Fletcher 3-0-3, R. Jenkins 3-0-3, Ruff 3-0-3, Denton 2-1-3, Bennett 1-0-1, Brown 1-0-1, Hatcher 1-0-1, Jackson 1-0-1

Passing	Att.	Comp.	Yds.	Comp.%	Yds./Att.	TD	TD%	Int.	Int.%	Long	Sack/Lost	Rating
Leaf	322	161	1883	.500	5.85	11	.034	18	.056	83t	31/155	56.2
Harbaugh	202	123	1416	.609	7.01	8	.040	10	.050	62t	14/96	74.6
Moreno	53	27	241	.509	4.55	0	.000	2	.038	26	8/51	47.8
Chancey	1	0	0	.000	0.00	0	.000	0	.000	0	0/0	39.6
Chargers	578	311	3540	.538	6.12	19	.033	30	.052	83t	53/302	61.8
Opponents	552	326	3786	.591	6.86	33	.060	16	.029	68t	39/249	87.7

Rushing	No.	Yds.	Avg.	Long	TD
Fletcher	116	384	3.3	21	3
Fazande	119	368	3.1	26	2
Chancey	42	141	3.4	14	2
Leaf	28	54	1.9	14	0
Conway	3	31	10.3	13	0
Bynum	7	26	3.7	9	0
Harbaugh	16	24	1.5	7	0
Moreno	5	20	4.0	13	0
McCrary	7	8	1.1	4	0
R. Jenkins	8	6	0.8	4	0
Chargers	351	1062	3.0	26	7
Opponents	470	1422	3.0	49	10

Receiving	No.	Yds.	Avg.	Long	TD
F. Jones	71	766	1.8	44	5
J. Graham	55	907	16.5	83t	4
Conway	53	712	13.4	68t	5
Fletcher	48	355	7.4	26	1
R. Jones	22	253	11.5	34	0
McCrary	18	141	7.8	19	2
Fazande	16	104	6.5	17	0
Gaylor	13	182	14.0	62t	1
Heiden	6	32	5.3	10	1
Ricks TM	3	35	11.7	23	0
Bynum	2	13	6.5	7	0
Jacquet	1	25	25.0	25	0
Davis	1	8	8.0	8	0
Chancey	1	6	6.0	6	0
R. Jenkins	1	1	1.0	1	0
Chargers	311	3540	11.4	83t	19
Opponents	326	3786	11.6	68t	33

Interceptions	No.	Yds.	Avg.	Long	TD
Harrison	6	97	16.2	63t	1
Seau	2	2	1.0	2	0
Turner	1	75	75.0	75t	1
Dumas	1	56	56.0	56t	1
Dixon	1	36	36.0	36t	1
Ruff	1	18	18.0	18	0
D. Jenkins	1	16	16.0	16	0
Beckett	1	7	7.0	7	0
Lewis	1	6	6.0	3	0
Brown	1	0	0.0	0	0
Chargers	16	313	19.6	75t	4
Opponents	30	515	17.2	69t	3

Punting	No.	Yds.	Avg.	Net	TB	I-20	Lg.	B
Bennett	92	4248	46.2	36.2	10	23	66	0
Chargers	92	4248	46.2	36.2	10	23	66	0
Opponents	91	3780	41.5	36.4	10	32	68	1

Punt Returns	Ret.	FC	Yds.	Avg.	Lg.	TD
Jacquet TM	30	8	211	7.0	35	0
R. Jones	9	3	53	5.9	17	0
J. Graham	3	6	7	2.3	7	0
Dumas	1	0	1	1.0	1	0
D. Jenkins	1	0	0	0.0	0	0
Chargers	44	17	272	6.2	35	0
Opponents	51	10	722	14.2	64t	1

Kickoff Returns	Ret.	Yds.	Avg.	Long	TD
R. Jenkins	67	1531	22.9	93t	1
Bynum	13	242	18.6	39	0
D. Graham	1	0	0.0	0	0
Jacox	1	8	8.0	8	0
R. Jones	1	11	11.0	11	0
Chargers	83	1792	21.6	93t	1
Opponents	61	1471	24.1	98t	1

Field Goals	1-19	20-29	30-39	40-49	50+
Carney	1/1	3/3	5/7	7/10	2/4
Chargers	1/1	3/3	5/7	7/10	2/4
Opponents	1/1	13/13	10/11	4/7	2/2

Carney () (42G,49G) (54G,51N) (41G,28G,24G,45G) (37G,49N) (34N) (36G) (40B) (51N,19G,41G,28G) (43N) (41G,31G,33G) (52G) (34G) (47G) (37B) ()

Defensive Tackles (solo-ast-total-pd-ff-fr): Harrison 101-26-127-17-1-0, Seau 103-19-122-11-0-0, Dumas 64-11-75-6-0-0, Ruff 54-14-65-5-0-1, Parrella 54-11-65-6-1-0, Dixon 53-9-62-6-0-1, D. Jenkins 50-5-55-5-0-0, Williams 46-7-53-1-0, Beckett 28-11-39-2-0-0, Brown 28-7-35-10-0-0, Mickell 34-1-35-1-2-0, Lewis 28-2-30-4-1-1, Fontenot 21-4-25-11-0, Dingle 15-1-16-2-0-0, Darden 13-2-15-0-0-0, Mohring 9-2-11-0-0-0, Jackson 9-0-9-0-0-0, Turner 8-0-8-1-0-0, Tovar 5-2-7-0-0-0, Smith 5-1-6-1-0-0, Rusk 5-0-5-0-0-0, Denton 3-0-3-1-0-0, Hatcher 3-0-3-0-0-0, Taylor 3-0-3-0-0-0, Carson 2-0-2-0-0-0, Simpson 2-0-2-0-1-1, Harvey 1-0-1-0-0-0, Humphrey 1-0-1-0-0-0

1999 FINAL STATISTICS

(8-8 Overall) Third AFC West - Mike Riley

Home (4-4); Away (4-4)

Date	W/L	Score	Opponent	Att.
09/19	W	34-7	at Cincinnati	47,660
09/26	L	19-27	Indianapolis †	56,942
10/03	W	21-14	Kansas City †	58,099
10/10	W	20-10	at Detroit	61,481
10/17	W	13-10	Seattle †	59,432
10/24	L	3-31	Green Bay †	68,274
10/31	L	0-34	at Kansas City	78,473
11/07	L	17-33	Denver †	61,204
11/14	L	9-28	at Oakland	43,353
11/21	L	20-23 OT	Chicago †	56,055
11/28	L	27-35	at Minnesota	64,232
12/05	W	23-10	Cleveland †	53,147
12/12	W	19-16	at Seattle	66,318
12/19	L	9-12	at Miami	73,765
12/26	W	23-20	Oakland †	63,846
01/02	W	12-6	at Denver	69,278

Team Statistics	Chargers	Opponents
TOTAL FIRST DOWNS	262	279
Rushing	69	77
Passing	171	181
Penalty	22	21
Third Down: Made/Att.	89/242	84/229
Third Down Pct.	.368	.367
Fourth Down: Made/Att.	6/14	6/11
Fourth Down Pct.	.429	.545
TOTAL NET YARDS	4589	4905
Avg. Per Game	286.8	306.6
Total Plays	1039	1022
Avg. Per Play	4.4	4.8
NET YARDS RUSHING	1246	1321
Avg. Per Game	77.9	82.6
Total Rushes	410	432
NET YARDS PASSING	3343	3584
Avg. Per Game	208.9	224.0
Sacked/Yards Lost	46/284	41/263
Gross Yards	3627	3847
Attempts/Completions	583/332	549/315
Completion Pct.	.569	.574
Had Intercepted	24	15
PUNTS/AVERAGE	89/43.9	85/40.5
NET PUNTING AVG.	38.7	35.2
PENALTIES/YARDS	104/6823	117/909
FUMBLES/BALL LOST	29/11	30/12
TOUCHDOWNS	25	34
Rushing	10	8
Passing	12	24
Returns	3	2
TIME OF POSSESSION	30:00	30:00

Score by Quarters	Q1	Q2	Q3	Q4	OT	PTS.
Chargers	40	112	46	71	0	269
Opponents	91	80	93	49	3	316

Scoring	TD	RU	PA	RT	PAT	FG	S	PTS.
Carney	0	0	0	0	22/23	31/36	0	115
Means	5	4	1	0	0/0	0/0	0	30
Stephens	4	3	1	0	0/0	0/0	0	24
Bynum	3	1	2	0	0/0	0/0	0	18
Fazande	2	2	0	0	0/0	0/0	0	12
J. Graham	2	0	2	0	0/0	0/0	0	12
F. Jones	2	0	2	0	0/0	0/0	0	12
Lewis	2	0	0	2	0/0	0/0	0	12
Dixon	1	0	1	0	0/0	0/0	0	6
Dixon	1	0	0	1	0/0	0/0	0	6
C. Jones	1	0	1	0	0/0	0/0	0	6
McCrary	1	0	1	0	0/0	0/0	0	6
Penn	1	0	1	0	0/0	0/0	0	6
Ricks	0	0	0	0	0/0	0/0	0	2
Chargers	25	10	12	3	22/23	31/36	1	269
Opponents	34	8	24	3	34/34	26/38	0	316

2-Pt. Conversions: Ricks, Chargers 1-2, Opponents 0-0

Sacks: Johnson 10.5, Parrella 5.5, Fontenot 5.0, Dixon 4.0, Hand 4.0, Seau 3.5, Dumas 2.0, Mohring 2.0, Bush 1.0, Harrison 1.0, Simien 1.0, Williams 1.0, Harden 0.5, Chargers 4.0, Opponents 46.0

Special Teams Tackles (solo-st-at-total): McCrary 15-0-15, Rusk 13-0-13, Ruff 11-1-12, Hamilton 8-2-10, Turner 9-0-9, Davis 6-3-9, Bynum 7-0-7, Reeves 5-1-6, Dixon 4-0-4, Stephens 4-0-4, Shaw 3-1-4, Perry 3-0-3, Binn 2-0-2, Carney 2-0-2, Fletcher 2-0-2, Heiden 2-0-2, Reed 2-0-2, Jackson 1-1-2, Bennett 1-0-1, Brown 1-0-1, Harrison 1-0-1, Penn 1-0-1, Simien 1-0-1, Spencer 1-0-1

Passing	Att.	Comp.	Yds.	Comp. %	Yds./Att.	TD	TD%	Int.	Int. %	Long	Sack/Lost	Rating
Harbaugh	434	249	2761	.574	6.36	10	.023	14	.032	80t	37/208	70.6
Kramer	141	78	788	.553	5.59	2	.014	10	.071	41	7/62	46.6
Moreno	7	5	78	.714	11.14	0	.000	0	.000	45	1/3	108.0
Ricks	1	0	0	.000	0.00	0	.000	0	.000	0	0/0	39.6
Reed	0	0	0	.000	0.00	0	.000	0	.000	0	1/1	0.0
Chargers	583	332	3627	.569	6.22	12	.021	24	.041	80t	46/284	65.2
Opponents	549	315	3847	.574	7.01	24	.044	15	.027	81t	41/263	82.3

Rushing	No.	Yds.	Avg.	Long	TD
Fazande	91	365	4.0	54	2
Bynum	92	287	3.1	25	1
Means	112	277	2.5	15	4
Fletcher	48	126	2.6	16	0
Harbaugh	34	126	3.7	16	0
Stephens	24	61	2.5	9	3
Ricks	2	11	5.5	7	0
Kramer	5	1	0.2	3	0
Bennett	1	0	0.0	0	0
C. Jones	1	-8	-8.0	-8	0
Chargers	410	1246	3.0	54	10
Opponents	432	1321	3.1	26	8

Receiving	No.	Yds.	Avg.	Long	TD
J. Graham	57	968	17.0	54	2
F. Jones	56	670	12.0	36	2
Fletcher	45	360	8.0	25	0
Ricks	40	429	10.7	50	0
McCrary	37	201	5.4	38	1
Stephens	18	133	7.4	22	1
Penn	17	257	15.1	43	1
Bynum	16	209	13.1	80t	2
Davis	12	137	11.4	46	1
C. Jones	10	90	9.0	44t	1
Means	9	51	5.7	12t	1
Still TM	8	96	12.0	28	0
Pupunu	4	17	4.3	11	0
Seau	2	8	4.0	6	0
Reed	1	1	1.0	1	0
Chargers	332	3627	10.9	80t	12
Opponents	315	3847	12.2	81t	24

Interceptions	No.	Yds.	Avg.	Long	TD
Lewis	4	9	2.3	5	0
Spencer	4	1	0.3	1	0
Dumas	2	92	46.0	68	0
Dimry	2	1	0.5	1	0
Seau	1	16	16.0	16	0
Simien	1	4	4.0	4	0
Harrison	1	0	0.0	0	0
Chargers	15	123	8.2	68	0
Opponents	24	196	8.2	38	1

Punting	No.	Yds.	Avg.	Net	TB	I-20	Lg.	B
Bennett	89	3910	43.9	38.7	6	32	60	0
Chargers	89	3910	43.9	38.7	6	32	60	0
Opponents	85	3439	40.5	35.2	8	22	64	2

Punt Returns	Ret.	FC	Yds.	Avg.	Lg.	TD
Penn	21	19	148	7.0	18	0
C. Jones	9	6	93	10.3	33	0
Reed	3	0	49	16.3	21	0
Turner	1	0	0	0.0	0	0
Chargers	34	25	290	8.5	33	0
Opponents	41	21	343	8.4	28	0

Kickoff Returns	Ret.	Yds.	Avg.	Long	TD
Bynum	37	781	21.1	37	0
Stephens	18	335	18.6	28	0
Fletcher	7	112	16.0	22	0
Reed	5	72	14.4	21	0
McCrary	1	4	4.0	4	0
Still	1	0	0.0	0	0
Chargers	69	1312	19.0	37	0
Opponents	67	1550	23.1	49	0

Field Goals	1-19	20-29	30-39	40-49	50+
Carney	2/2	13/13	6/8	9/12	1/1
Chargers	2/2	13/13	6/8	9/12	1/1
Opponents	0/0	7/7	9/13	7/12	3/6

Carney (27G,23G,21G,42G) (50G) 0 (33G,24G,47N) (42N,28G,41G) (28G) (1) (46G) (39G) (28G,38B,28G) (40G,40G) (44G,19G,30G) (33G,42G,28G,41G) (23G,22G,31G,36N) (48G,19G,37G) (25G,26G,46N)

Defensive Tackles (solo-st-at-pd-fr): Seau 75-24-99-9-1-1, Dumas 60-21-81-7-0-0, Hand 41-14-55-3-0-0, Parrella 44-9-53-0-3-0, Jackson 42-9-51-5-0-1, Spencer 40-8-48-16-0-0, Bush 40-4-44-2-0-1, Lewis 36-5-41-12-0-2, Johnson 33-8-41-0-5-1, Harrison 30-11-41-8-1-0, Hill 26-13-39-0-1-0, Fontenot 26-8-34-0-0-1, Dimry 32-1-33-7-0-0, Dixon 25-8-33-3-1-1, Brown 29-2-31-2-1-0, Perry 21-5-26-0-0-1, Williams 22-4-26-2-0-0, Shaw 21-3-24-3-0-0, Mohring 13-1-14-0-0-0, Simien 7-1-8-1-0-1, Turner 6-2-8-0-0-0, Hamilton 5-3-8-1-0-0, Ruff 5-2-7-1-0-0, Mims 5-1-6-0-0-0, Rusk 4-1-5-1-0-0, Harden 0-1-1-0-0-0

1998 FINAL STATISTICS

(5-11 Overall) Fifth AFC West -Kevin Gilbride (2-4); June Jones (3-7)
Home (4-4); Away (1-7)

Date	W/L	Score	Opponent	Att.
09/06	W	16-14	Buffalo †	64,037
09/13	W	13-7	at Tennessee	41,089
09/20	L	7-23	at Kansas City	73,730
09/27	L	16-34	New York Giants	55,672
10/04	L	12-17	at Indianapolis	51,988
10/11	L	6-7	at Oakland	42,467
10/18	W	13-10	Philadelphia †	56,967
10/25	L	20-27	Seattle †	58,512
11/08	L	10-27	at Denver	74,925
11/15	W	14-13	Baltimore †	54,388
11/22	W	38-37	Kansas City †	59,894
11/29	L	16-31	Denver †	66,532
12/06	L	20-24	at Washington	65,713
12/13	L	17-38	at Seattle	62,690
12/20	L	10-17	Oakland †	60,716
12/27	L	13-16	at Arizona	71,670

Team Statistics	Chargers	Opponents
TOTAL FIRST DOWNS	272	256
Rushing	95	72
Passing	146	149
Penalty	31	35
Third Down: Made/Att.	78/237	68/227
Third Down Pct.	.329	.300
Fourth Down: Made/Att.	8/17	6/13
Fourth Down Pct.	.471	.462
TOTAL NET YARDS	4592	4208
Avg. Per Game	287.0	263.0
Total Plays	1063	991
Avg. Per Play	4.3	4.2
NET YARDS RUSHING	1728	1140
Avg. Per Game	108.0	71.3
Total Rushes	460	422
NET YARDS PASSING	2864	3068
Avg. Per Game	179.0	191.8
Sacked/Yards Lost	37/251	39/246
Gross Yards	3115	3314
Attempts/Completions	566/261	530/271
Completion Pct.	.461	.511
Had Intercepted	34	20
PUNTS/AVERAGE	95/43.9	103/44.1
NET PUNTING AVG.	36.8	36.0
PENALTIES/YARDS	137/1229	120/1005
FUMBLES/BALL LOST	33/17	21/8
TOUCHDOWNS	23	37
Rushing	11	12
Passing	11	21
Returns	1	5
TIME OF POSSESSION	31:17	28:44

Score by Quarters	Q1	Q2	Q3	Q4	OT	PTS.
Chargers	39	66	58	78	0	241
Opponents	94	101	71	76	0	342

Scoring	TD	RU	PA	RT	PAT	FG	S	PTS.
Carney	0	0	0	0	19/19	26/30	0	97
Fletcher	5	5	0	0	0/0	0/0	0	30
Means	5	5	0	0	0/0	0/0	0	30
F. Jones	3	0	3	0	0/0	0/0	0	20
C. Jones	3	0	3	0	0/0	0/0	0	18
Ricks	2	0	2	0	0/0	0/0	0	12
Still	2	0	2	0	0/0	0/0	0	12
Stephens	1	1	0	0	0/0	0/0	0	6
Thelwell	1	0	1	0	0/0	0/0	0	6
J. Williams	1	0	0	1	0/0	0/0	0	6
Whelihan	0	0	0	0	0/0	0/0	0	2
Chargers	23	11	11	1	19/19	26/30	1	241
Opponents	38	12	21	5	37/37	25/34	0	342

2-Pt. Conversions: F. Jones, Whelihan, **Chargers 2-4**, Opponents 1-1

Sacks: Hand 6.0, Johnson 5.5, Harrison 4.0, Coleman 3.5, Seau 3.5, Fuller 3.0, Dixon 2.5, Mims 2.0, Parrella 1.5, Bush 1.0, Dumas 1.0, Mohring 1.0, Tovar 1.0, Turner 1.0, Gouvetla 0.5, **Chargers 39.0**, Opponents 37.0

Special Teams Tackles (solo-ast-total): Tovar 10-1-11, Turner 10-0-10, Dixon 7-0-7, Hamilton 7-0-7, Spencer 7-0-7, Burgess 5-2-7, Fletcher 6-0-6, Lee 5-1-6, Shaw 5-0-5, Stephens 5-0-5, Dodge 4-1-5, Bennett 4-0-4, Clark 4-0-4, G. Williams 4-0-4, Binn 3-0-3, Harrison 2-1-3, Mohring 2-1-3, Jackson 2-0-2, Rachal 2-0-2, Bynum 1-0-1, Carney 1-0-1, Davis 1-0-1, Gaiter 1-0-1, Haskins 1-0-1, Mohring 1-0-1

Passing	Att.	Comp.	Yds.	Comp.%	Yds./Att.	TD	TD%	Int.	Int.%	Long	Sack/Lost	Rating
Whelihan	320	149	1803	.466	5.63	8	.025	19	.059	55	15/111	48.0
Leaf	245	111	1289	.453	5.26	2	.008	15	.061	67	22/140	39.0
Fletcher	1	1	23	100.0	23.00	1	100.0	0	.000	23t	0/0	158.3
Chargers	566	261	3115	.461	5.50	11	.019	34	.060	67	37/251	44.9
Opponents	530	271	3314	.511	6.25	21	.040	20	.038	81t	39/246	68.2

Rushing	No.	Yds.	Avg.	Long	TD
Means	212	883	4.2	72t	5
Fletcher	153	543	3.5	21	5
Stephens	35	122	3.5	12	1
Leaf	27	80	3.0	20	0
C. Jones	4	39	9.8	14	0
Whelihan	18	38	2.1	13	0
Bynum	11	23	2.1	14	0
Chargers	460	1728	3.8	72t	11
Opponents	422	1140	2.7	25	12

Receiving	No.	Yds.	Avg.	Long	TD
F. Jones	57	602	10.6	26	3
C. Jones	49	699	14.1	56	3
Still	43	605	14.1	67	2
Ricks	30	450	15.0	39t	2
Fletcher	30	188	6.3	22	0
Thelwell	16	268	16.8	55	1
Means	16	91	5.7	22	0
Slaughter	8	93	11.6	31	0
Bynum	4	27	6.8	12	0
W. Davis	4	23	5.8	8	0
Burke	3	32	10.7	17	0
Hartley	2	28	14.0	17	0
Stephens	2	9	4.5	5	0
Chargers	261	3115	11.9	67	11
Opponents	271	3314	12.2	81t	21

Interceptions	No.	Yds.	Avg.	Long	TD
G. Jackson	6	50	8.3	25	0
Harrison	3	42	14.0	21	0
Dimry	3	38	12.7	30	0
Hand	2	47	23.5	30	0
Shaw	2	0	0.0	0	0
J. Williams	1	14	14.0	14t	1
Harper	1	12	12.0	12	0
Spencer	1	0	0.0	0	0
Turner	1	0	0.0	0	0
Chargers	20	203	10.2	30	1
Opponents	34	512	15.1	43t	2

Punting	No.	Yds.	Avg.	Net	TB	I-20	Lg.	B
Chargers	95	4174	43.9	36.8	8	27	65	0
Opponents	103	4546	44.1	36.0	15	24	63	0

Punt Returns	Ret.	FC	Yds.	Avg.	Lg.	TD
Rachal	32	8	387	12.1	56	0
Gaiter TM	13	6	155	11.9	49	0
Chargers	45	14	542	12.0	56	0
Opponents	49	18	515	10.5	74t	1

Kickoff Returns	Ret.	Yds.	Avg.	Long	TD
Bynum	19	345	18.2	30	0
Gaiter TM	16	295	18.4	33	0
Stephens	16	349	21.8	36	0
Rachal	11	192	17.5	25	0
Fletcher	3	71	23.7	36	0
C. Jones	2	25	12.5	17	0
Burke	1	5	5.0	5	0
Hartley	1	11	11.0	11	0
Jacox	1	0	0.0	0	0
Chargers	70	1293	18.5	36	0
Opponents	54	1484	27.5	101t	1

Field Goals	1-19	20-29	30-39	40-49	50+
Carney	0/0	11/12	5/5	8/10	2/3
Chargers	0/0	11/12	5/5	8/10	2/3
Opponents	1/1	5/6	10/12	6/11	3/4

(39G,48G) (23G,26G) (21G,45G) () () (31G) (27G) (32G,27G,41G,20N,25G) (21G) (46N,28G) (31G,26G)

Defensive Tackles (solo-ast-total-pd-ff-r): Seau 92-23-115-7-1-2, Harrison 89-25-114-10-1-0, Dimry 59-4-63-20-0-0, Jackson 50-9-59-9-0-0, Coleman 46-5-51-0-0-2, Hand 42-7-49-8-1-0, Gouvetla 32-12-44-2-0-0, Shaw 35-5-40-10-0-0, Parrella 30-7-37-3-0-1, Dixon 26-9-34-1-0-0, Spencer 29-9-29-9-0-0, Tovar 22-6-28-0-0-0, Johnson 21-6-27-1-1-0, Fuller 18-4-22-4-0-0, Bush 12-6-18-2-1-0, Dumas 8-3-11-1-0-0, G. Williams 7-1-8-0-0-1, Harper 5-3-8-2-0-0, Turner 7-0-1-1-0-0, Mims 3-3-6-1-0-0-0, J. Williams 5-1-6-1-0-0, Mohring 2-1-3-0-0-0, Burgess 1-2-1-0-0-0, Clark 1-0-1-0-0-0, Hamilton 1-0-1-0-0-0, Stephens 1-0-1-0-0-0

1996 FINAL STATISTICS

(8-8 Overall) Third AFC West - Bobby Ross Home (5-3); Away (3-5)

Date	W/L	Score	Opponent	Att.
09/01	W	29-7	Seattle †	58,780
09/08	W	27-14	Cincinnati †	55,880
09/15	L	10-42	at Green Bay	60,584
09/22	W	40-34	at Oakland	49,097
09/29	W	22-19	Kansas City †	59,384
10/06	L	17-28	at Denver	75,058
10/21	L	14-23	Oakland †	62,350
10/27	L	13-32	at Seattle	38,143
11/03	W	26-19	at Indianapolis	58,484
11/11	W	27-21	Detroit †	60,425
11/17	L	17-25	Tampa Bay †	57,526
11/24	W	28-14	at Kansas City †	69,472
12/01	L	7-45	New England †	59,209
12/08	L	3-16	at Pittsburgh	56,368
12/14	L	14-27	at Chicago	49,763
12/22	W	16-10	Denver †	46,801

Team Statistics	Chargers	Opponents
TOTAL FIRST DOWNS	272	321
Rushing	80	92
Passing	168	199
Penalty	24	30
Third Down: Made/Att.	78/230	102/243
Third Down Pct.	.339	.42
Fourth Down: Made/Att.	9/16	9/19
Fourth Down Pct.	.563	.474
TOTAL NET YARDS	4670	5421
Avg. Per Game	291.9	338.8
Total Plays	1022	1100
Avg. Per Play	4.6	4.9
NET YARDS RUSHING	1312	1755
Avg. Per Game	82.0	109.7
Total Rushes	412	431
NET YARDS PASSING	3358	3666
Avg. Per Game	209.9	229.1
Sacked/Yards Lost	33/296	33/201
Gross Yards	3654	3867
Attempts/Completions	577/314	636/369
Completion Pct.	.544	.580
Had Intercepted	21	22
PUNTS/AVERAGE	87/45.6	71/44.3
NET PUNTING AVG.	37.2	34.2
PENALTIES/YARDS	110/969	115/991
FUMBLES/BALL LOST	30/11	29/14
TOUCHDOWNS	32	43
Rushing	7	10
Passing	23	28
Returns	2	5
TIME OF POSSESSION	27:35	32:25

Score by Quarters	Q1	Q2	Q3	Q4	OT	PTS.
Chargers	11	79	45	73	0	310
Opponents	71	125	71	109	0	376

Scoring	TD	RU	PA	RT	PAT	FG	S	PTS.
Carney	0	0	0	0	31/31	29/36	0	118
Martin	14	0	14	0	0/0	0/0	0	84
Russell	7	7	0	0	0/0	0/0	0	42
Jones	4	0	4	0	0/0	0/0	0	24
A. Coleman	2	0	2	0	0/0	0/0	0	12
Fletcher	2	0	2	0	0/0	0/0	0	12
Clark	1	0	1	0	0/0	0/0	0	6
Da. Gordon	1	0	1	0	0/0	0/0	0	6
Pupunu	1	0	1	0	0/0	0/0	0	6
Chargers	32	7	23	2	31/31	29/36	0	310
Opponents	43	10	28	5	40/40	26/33	0	376

2-Pt. Conversions: Chargers 0-1, Opponents 0-3

Sacks: Seu 7.0, Mims 6.0, M. Coleman 4.0, R. Davis 3.0, Johnson 3.0, Da. Gordon 2.0, Parrella 2.0, Bush 1.0, Edwards 1.0, Gouveia 1.0, Harrison 1.0, Lee 1.0, **Chargers 33.0**, Opponents 33.0

Special Teams Tackles (solo-ast-total): Montreuil 14-2-16, Castle 9-2-11, Fletcher 8-2-10, Hendrix 8-1-9, Clark 7-2-9, Da. Gordon 9-0-8, Sapp 7-1-8, Bush 7-0-7, Young 6-1-7, Dw. Gordon 4-2-6, Ale 4-0-4, Ross 4-0-4, Shaw 4-0-4, Carney 2-0-2, Cummings 2-0-2, Roche 1-1-2, Bennett 1-0-1, Bradley 1-0-1, Coleman 1-0-1, Edwards 1-0-1, May 1-0-1, Harrison 0-1-1

Rushing	No.	Yds.	Avg.	Long	TD
Russell	219	713	3.3	21	7
Fletcher	77	282	3.7	19	0
Hayden	55	166	3.0	13	0
Bradley	32	109	3.4	17	0
Humphries	21	28	1.3	7	0
Salisbury	6	14	2.3	11	0
A. Coleman	2	0	0.0	0	0
Chargers	412	1312	3.2	21	7
Opponents	431	1755	4.1	21	10

Receiving	No.	Yds.	Avg.	Long	TD
Martin	85	1171	13.8	55	14
Fletcher	61	476	7.8	41	2
Jones	41	524	12.8	63t	4
A. Coleman	36	486	13.5	50	2
Pupunu	24	271	11.3	41	1
May	19	188	9.9	39	0
Russell	13	180	13.8	35	0
Roche	13	111	8.5	19	0
Mitchell	10	57	5.7	25	0
Still	6	142	23.7	56	0
Ellison	3	15	5.0	6	0
Bradley	1	20	20.0	20	0
Hayden	1	10	10.0	10	0
Reeves	1	3	3.0	3	0
Chargers	314	3654	11.6	63t	23
Opponents	369	3867	10.5	60	28

Interceptions	No.	Yds.	Avg.	Long	TD
Harrison	5	56	11.2	29	0
Shaw	3	78	26.0	36	0
Gouveia	3	41	13.7	21	0
Clark	2	83	41.5	83t	1
Da. Gordon	2	55	27.5	55	0
Seau	2	18	9.0	10	0
Ross	2	7	3.5	7	0
Harper	1	0	0.0	0	0
Lee	1	-1	-1.0	-1	0
G. Young	1	-1	-1.0	-1	0
Chargers	22	336	15.3	83t	1
Opponents	21	320	15.2	90t	2

Punting	No.	Yds.	Avg.	Net	TB	I-20	Lg.	B
Bennett	87	3967	45.6	37.2	6	23	66	0
Chargers	87	3967	45.6	37.2	6	23	66	0
Opponents	71	3145	44.3	34.2	8	23	63	0

Punt Returns	Ret.	FC	Yds.	Avg.	Lg.	TD
Da. Gordon	36	13	537	14.9	81t	1
Jones	1	1	21	21.0	21	0
Still	1	0	1	1.0	1	0
Chargers	38	14	559	14.7	81t	1
Opponents	51	15	612	12.0	82	1

Kickoff Returns	Ret.	Yds.	Avg.	Long	TD
A. Coleman	55	1210	22.3	57	0
Still	4	113	28.3	37	0
Edwards	1	0	0.0	0	0
Harrison	1	10	10.0	10	0
Pupunu	1	15	15.0	15	0
Russell	1	10	10.0	10	0
Chargers	63	1358	21.6	57	0
Opponents	59	1497	25.4	66	0

Field Goals	1-19	20-29	30-39	40-49	50+
Carney	0/0	11/13	8/8	7/12	3/3
Chargers	0/0	11/13	8/8	7/12	3/3
Opponents	1/1	7/8	9/10	8/11	1/3

Carney (35G,53G,22G,50G,31G) (47G,23G) (43G,46N) (28G,39G,47G) (33G,38G, 44G,39G,33G) (27G) (44N) (41G,43G) (28G,30G,47G,22G) (29G,20G,49N) (42G) (28B) () (25G) (48N,26N) (50G,21G,22G)

Defensive Tackles (solo-ast-total-pd-ff-rt): Seu 110-28-138-7-1-3, Harrison 105-20-125-14-1-1, Shaw 72-13-85-15-0-0, Gouveia 65-14-79-7-1-0, Ross 68-10-78-7-2-1, Bush 48-16-64-1-0-2, Da. Gordon 41-6-47-7-0-0, Clark 38-5-43-6-0-2, Coleman 34-9-42-0-1-0, Parrella 30-7-37-1-0-0, Davis 24-6-30-2-0-1, Mims 19-9-28-0-2-2, Harper 17-2-19-3-0-0, Johnson 16-2-18-2-0-0, Lee 12-5-17-1-0-0, Young 7-5-12-2-0-0, Castle 7-4-11-2-0-0, Montreuil 6-0-6-0-0-0, Sapp 6-0-6-0-0-0, Dw. Gordon 5-1-6-0-0-0, Edwards 5-0-5-0-1-0, Hendrix 4-1-5-0-0-0

Passing	Att.	Comp.	Yds.	Comp.%	Yds./Att.	TD	TD%	Int.	Int.%	Long	Sack/Lost	Rating
Humphries	416	232	2670	.558	6.42	18	.043	13	.031	63t	20/187	76.7
Salisbury	161	82	984	.509	6.11	5	.031	8	.050	56	13/109	59.6
Chargers	577	314	3654	.544	6.33	23	.040	21	.036	63t	33/296	71.9
Opponents	636	369	3867	.580	6.08	28	.044	22	.035	60	33/201	76.0

1995 FINAL STATISTICS

(9-7 Overall) Second AFC West - Bobby Ross
Home (5-3); Away (4-4); Postseason (0-1)

Date	W/L	Score	Opponent	Att.
09/03	L	7-17	at Oakland	50,323
09/10	W	14-10	Seattle †	54,420
09/17	W	27-21	at Philadelphia	63,081
09/24	W	17-6	Denver †	58,987
10/01	L	16-31	at Pittsburgh	57,012
10/09	L	23-29 OT	at Kansas City	79,288
10/15	L	9-23	Dallas †	62,664
10/22	W	35-25	at Seattle	45,821
11/05	L	14-24	Miami †	61,996
11/12	L	7-22	Kansas City †	59,285
11/19	L	27-30	at Denver †	74,681
11/27	W	12-6	Oakland †	60,607
12/03	W	31-13	Cleveland †	56,358
12/09	W	28-25	Arizona †	55,258
12/17	W	27-24	at Indianapolis	55,318
12/23	W	27-17	at New York Giants	50,243
AFC Wild Card Playoffs				
12/31	L	20-35	Indianapolis	61,182

Team Statistics	Chargers	Opponents
TOTAL FIRST DOWNS	314	313
Rushing	108	112
Passing	185	178
Penalty	21	23
Third Down: Made/Att.	95/222	90/214
Third Down Pct.	42.8	42.1
Fourth Down: Made/Att.	12/21	6/11
Fourth Down Pct.	57.1	54.5
TOTAL NET YARDS	5213	5074
Avg. Per Game	325.8	317.1
Total Plays	1051	1020
Avg. Per Play	5.0	5.0
NET YARDS RUSHING	1747	1691
Avg. Per Game	109.2	105.7
Total Rushes	479	441
NET YARDS PASSING	3466	3383
Avg. Per Game	216.6	211.4
Sacked/Yards Lost	32/240	36/222
Gross Yards	3706	3605
Attempts/Completions	540/318	543/321
Completion Pct.	.589	.591
Had Intercepted	18	17
PUNTS/AVERAGE	72/44.7	73/43.4
NET PUNTING AVG.	36.0	36.0
PENALTIES/YARDS	107/953	117/951
FUMBLES/BALL LOST	30/12	24/10
TOUCHDOWNS	37	35
Rushing	14	15
Passing	17	16
Returns	6	4
TIME OF POSSESSION	29:34	30:26

Score by Quarters	Q1	Q2	Q3	Q4	OT	PTS.
Chargers	49	102	69	101	0	321
Opponents	86	107	58	66	6	323

Scoring	TD	RU	PA	RT	PAT	FG	S	PTS.
Carney	0	0	0	0	32/33	21/26	0	95
Harmon	6	1	5	0	0/0	0/0	0	36
Martin	6	0	6	0	0/0	0/0	0	36
Means	5	0	0	0/0	0/0	0/0	0	30
Seay	3	0	3	0	0/0	0/0	0	20
Coleman	3	0	0	3	0/0	0/0	0	18
Culver	3	3	0	0	0/0	0/0	0	18
Hayden	3	3	0	0	0/0	0/0	0	18
Gayle	2	0	0	2	0/0	0/0	0	12
Jefferson	2	0	2	0	0/0	0/0	0	12
Fletcher	1	1	0	0	0/0	0/0	0	6
Humphries	1	1	0	0	0/0	0/0	0	6
Mitchell	1	0	1	0	0/0	0/0	0	6
Seau	1	0	0	1	0/0	0/0	0	6
R. Davis	0	0	0	0	0/0	0/0	1	2
Chargers	37	14	17	6	32/33	21/26	1	321
Opponents	35	15	16	4	28/29	27/32	0	323

2-Pt. Conversions: Chargers 1-4, Opponents 2-5

Sacks: O'Neal 12.5, Lee 8.0, R. Davis 3.5, R. Johnson 3.0, Mims 2.0, Parrella 2.0, Seau 2.0, Brandon 1.0, Dw. Gordon 1.0, G. Young 1.0, **Chargers 36.0**, Opponents 32.0

Passing	Att.	Comp.	Yds.	Comp.%	Yds./Att.	TD	TD%	Int.	Int.%	Long	Sack/Lost	Rating
Humphries	478	282	3381	.590	7.07	17	.036	14	.029	51t	23/197	80.4
Gilbert	61	36	325	.590	5.33	0	.000	4	.066	41	9/43	46.1
Martin	1	0	0	.000	0.00	0	.000	0	.000	0	0/0	39.6
Chargers	540	318	3706	.589	6.86	17	.031	18	.033	51t	32/240	76.4
Opponents	543	321	3605	.591	6.64	16	.029	17	.031	50	36/222	75.8

Rushing	No.	Yds.	Avg.	Long	TD
Means	186	730	3.9	36	5
Hayden	128	470	3.7	20	3
Harmon	51	187	3.7	48t	1
Culver	47	155	3.3	17	3
Fletcher	26	140	5.4	46	1
Humphries	33	53	1.6	18	1
Gilbert	6	11	1.8	8	0
Jefferson	2	1	0.5	11	0
Chargers	479	1747	3.6	48t	14
Opponents	441	1691	3.8	60	15

Receiving	No.	Yds.	Avg.	Long	TD
Martin	90	1224	13.6	51t	6
Harmon	62	662	10.7	44	5
Jefferson	48	621	12.9	45	2
Seay	45	537	11.9	38t	3
Pupunu	35	515	9.0	26	0
D. Young	9	90	10.0	22	0
Means	7	46	6.6	14	0
Hayden	5	53	10.6	16	0
Culver	5	21	4.2	12	0
Coleman	3	67	22.3	41	0
Mitchell	3	31	10.3	24	1
Fletcher	3	26	8.7	15	0
Ellison	1	6	6.0	6	0
Humphries	1	-4	-4.0	-4	0
Chargers	318	3706	11.7	51t	17
Opponents	321	3605	11.2	50	16

Interceptions	No.	Yds.	Avg.	Long	TD
Harrison	5	22	4.4	17	0
Harper	4	12	3.0	15	0
Gayle	2	99	49.5	99t	1
Clark	2	14	7.0	13	0
Seau	2	5	2.5	3	0
Shaw	1	31	31.0	31	0
Bush	1	0	0.0	0	0
Orlando	0	37	37.0	37	0
Chargers	17	220	12.9	99t	1
Opponents	18	164	9.1	63t	3

Punting	No.	Yds.	Avg.	Net	TB	I-20	Lg.	B
Bennett	72	3221	44.7	36.6	8	28	66	0
Chargers	72	3221	44.7	36.6	8	28	66	0
Opponents	73	3168	43.4	36.0	10	24	63	0

Punt Returns	Ret.	FC	Yds.	Avg.	Lg.	TD
Coleman	28	14	326	11.6	88t	1
Fletcher	3	1	12	4.0	11	0
Chargers	31	15	338	10.9	88t	1
Opponents	35	13	429	12.3	86t	1

Kickoff Returns	Ret.	Yds.	Avg.	Long	TD
Coleman	62	1411	22.8	92t	2
Fletcher	4	65	16.3	30	0
Harmon	4	25	6.3	9	0
Engel	0	1	1.0	1	0
Chargers	70	1502	21.5	92t	2
Opponents	63	1496	23.7	86	0

Field Goals	1-19	20-29	30-39	40-49	50+
Carney	0/0	8/8	10/11	3/5	0/2
Chargers	0/0	8/8	10/11	3/5	0/2
Opponents	0/0	8/8	10/12	7/10	2/2

Carney (42N) () (35G,21G) (45G) (28G) (28G,36G,29G) () (25G) (33G,39G) (45N) (29G,32G) (39G,24G,51N,28G,38G) (31G) () (51N,39N,33G,43G) (30G,45G)

Defensive Tackles (solo-ast-total-pd-ff-fr): Seau 111-18-129-8-3-1, Orlando 72-15-87-6-1-0, Gayle 73-12-85-4-0-1, Harper 61-15-76-14-0-1, Gibson 55-14-69-0-0-0, Bush 46-10-56-1-2-1, Shaw 51-5-56-9-0-0, Davis 38-10-48-0-0-0, O'Neal 36-10-46-5-4-0, Lee 31-11-42-2-0-1, Mims 28-4-32-2-1-1, Clark 27-4-31-9-1-0, Young 23-3-26-0-0-0, Harrison 21-3-24-5-0-0, Gordon 18-2-20-0-0-0, Johnson 14-1-15-1-0-0, Parrella 9-3-12-1-0-0, Brandon 5-1-6-1-0-0, Barrie 2-0-2-0-0-0, Castle 2-0-2-1-0-0, Montreuil 0-0-0-1-0-0

Special Teams Tackles (solo-ast-total): Orlando 15-1-16, Fletcher 11-0-11, Young 11-0-11, Montreuil 10-1-11, Harrison 8-1-9, Gordon 7-0-7, Castle 6-0-6, Hendrix 6-0-6, Culver 5-0-5, Gibson 4-0-4, Shaw 4-0-4, Clark 2-2-4, Brandon 3-0-3, Binn 1-1-2, Bennett 1-0-1, Bush 1-0-1, Carney 1-0-1, May 1-0-1

1994 FINAL STATISTICS

(11-5 Overall) First AFC West - Bobby Ross
Home (5-3); Away (6-2); Postseason (2-1)

Date	W/L	Score	Opponent	Att.
09/04	W	37-34	at Denver	74,032
09/11	W	27-10	Cincinnati	53,217
09/18	W	24-10	at Seattle	65,536
09/25	W	26-24	at L.A. Raiders	55,385
10/09	W	20-6	Kansas City †	62,923
10/16	W	36-22	at New Orleans	50,565
10/23	L	15-20	Denver †	61,626
10/30	W	35-15	Seattle	59,001
11/06	L	9-10	at Atlanta	76,997
11/13	W	14-13	at Kansas City	75,997
11/20	L	17-23	at New England	59,690
11/27	W	31-17	L.A. Rams †	59,579
12/05	L	17-24	L.A. Raiders †	63,012
12/11	L	15-38	San Francisco †	62,105
12/18	W	21-6	at New York Jets	48,213
12/24	W	37-34	Pittsburgh †	58,379

AFC Divisional Playoffs

01/08	W	22-21	Miami	63,381
-------	---	-------	-------	--------

AFC Championship Game

01/15	W	17-13	at Pittsburgh	61,545
-------	---	-------	---------------	--------

Super Bowl XXIX (Miami, Fla.)

01/29	L	26-49	San Francisco	74,107
-------	---	-------	---------------	--------

Team Statistics

	Chargers	Opponents
TOTAL FIRST DOWNS	311	308
Rushing	102	89
Passing	181	191
Penalty	28	28
Third Down: Made/Att.	88/223	77/210
Third Down Pct.	.395	.367
Fourth Down: Made/Att.	10/17	13/25
Fourth Down Pct.	.588	.520
TOTAL NET YARDS	5220	5062
Avg. Per Game	326.3	316.4
Total Plays	1033	1005
Avg. Per Play	5.1	5.0
NET YARDS RUSHING	1852	1404
Avg. Per Game	115.8	87.8
Total Rushes	482	385
NET YARDS PASSING	3368	3658
Avg. Per Game	210.5	228.6
Sacked/Yards Lost	29/251	43/253
Gross Yards	3619	3911
Attempts/Completions	522/305	577/363
Completion Pct.	.584	.629
Had Intercepted	14	17
PUNTS/AVERAGE	72/41.0	76/43.3
NET PUNTING AVG.	35.0	36.0
PENALTIES/YARDS	96/875	109/989
FUMBLES/BALL LOST	19/9	29/15
TOUCHDOWNS	40	34
Rushing	13	11
Passing	20	20
Returns	7	3
TIME OF POSSESSION	30:19	29:41

Score by Quarters	Q1	Q2	Q3	Q4	OT	PTS.
Chargers	52	134	95	100	0	381
Opponents	51	104	46	105	0	306

Scoring	TD	RU	PA	RT	PAT	FG	S	PTS.
Carney	0	0	0	0	33/33	34/38	0	135
Means	12	12	0	0	0/0	0/0	0	72
Martin	7	0	7	0	0/0	0/0	0	42
Seay	6	0	6	0	0/0	0/0	0	36
Harmon	2	1	1	0	0/0	0/0	0	18
Jefferson	3	0	3	0	0/0	0/0	0	18
Coleman	2	0	0	2	0/0	0/0	0	12
Gordon	2	0	0	2	0/0	0/0	0	12
Pupunu	2	0	2	0	0/0	0/0	0	12
Richard	2	0	0	2	0/0	0/0	0	12
Vanhorse	1	0	0	1	0/0	0/0	0	6
D. Young	1	0	1	0	0/0	0/0	0	6
Chargers	40	13	20	7	33/33	34/38	0	381
Opponents	34	11	20	3	30/30	22/27	0	306

2-Pt. Conversions: Chargers 3-7, Opponents 3-4

Sacks: O'Neal 12.5, Mims 11.0, Lee 6.5, Seau 5.5, White 2.0, Johnson 1.5, Parrela 1.0, L. Young 1.0, R. Davis 0.5, L. Miller 0.5, **Chargers 43.0**, Opponents 29.0

Passing	Att.	Comp.	Yds.	Comp.%	Yds./Att.	TD	TD%	Int.	Int.%	Long	Sack/Lost	Rating
Humphries	453	264	3209	.583	7.08	17	.038	12	.026	99t	25/223	81.6
Gilbert	67	41	410	.612	6.12	3	.045	1	.015	26	4/28	87.3
Martin	1	0	0.000	0.000	0.000	0	0.000	0	0.000	0	0/0	0.0
Means	1	0	0.000	0.000	0.000	0	0.000	0	0.000	0	0/0	39.6
Chargers	522	305	3619	.584	6.93	20	.038	14	.027	99t	29/251	81.3
Opponents	577	363	3911	.629	6.78	20	.035	17	.029	28t	43/253	82.0

Rushing	No.	Yds.	Avg.	Long	TD
Means	343	1350	3.9	25	12
Bieniemy	73	295	4.0	36	0
Harmon	25	94	3.8	15t	1
Culver	8	63	7.9	22	0
Jefferson	3	40	13.3	22	0
Humphries	19	19	1.0	8	0
Hendrickson	1	3	3.0	3	0
Gilbert	0	-3	-4.5	5	0
Martin	2	-9	-4.5	4	0
Chargers	482	1852	3.8	36	13
Opponents	385	1404	3.6	24	11

Receiving	No.	Yds.	Avg.	Long	TD
Seay	58	645	11.1	49t	6
Harmon	58	615	10.6	35	1
Martin	50	885	17.7	99t	7
Jefferson	43	627	14.6	52t	3
Means	39	235	6.0	22	0
Pupunu	21	214	10.2	25	2
D. Young	17	217	12.8	31	1
Mitchell	11	105	9.5	36	0
Bieniemy	5	48	9.6	25	0
May	2	22	11.0	18	0
Barnes	1	6	6.0	6	0
Chargers	305	3619	11.9	99t	20
Opponents	363	3911	10.8	84t	20

Interceptions	No.	Yds.	Avg.	Long	TD
Richard	4	224	56.0	99t	2
Gordon	4	32	8.0	25	0
Carrington	3	51	17.0	32	0
Harper	3	28	9.3	15	0
Vanhorse	2	56	28.0	50t	1
Griggs	1	11	11.0	11	0
Chargers	17	402	23.6	99t	3
Opponents	14	233	16.6	90t	2

Punting	No.	Yds.	Avg.	Net	TB	I-20	Lg.	B
Wagner	65	2705	41.6	35.3	3	20	59	0
Kidd TM	7	246	35.1	32.3	1	1	53	0
Chargers	72	2951	41.0	35.0	4	21	59	0
Opponents	76	3290	43.3	36.0	4	19	62	0

Punt Returns	Ret.	FC	Yds.	Avg.	Lg.	TD
Gordon	36	19	475	13.2	90t	2
Chargers	36	19	475	13.2	90t	2
Opponents	38	14	348	9.2	44	0

Kickoff Returns	Ret.	Yds.	Avg.	Long	TD
Coleman	49	1293	26.4	90t	2
Harmon	9	157	17.4	25	0
Martin	8	167	20.9	29	0
Mitchell	1	18	18.0	18	0
Parker	1	1	1.0	1	0
Chargers	68	1636	24.1	90t	2
Opponents	79	1740	22.0	93t	1

Field Goals	1-19	20-29	30-39	40-49	50+
Carney	0/0	12/12	15/15	5/9	2/2
Chargers	0/0	12/12	15/15	5/9	2/2
Opponents	1/1	10/10	7/8	5/6	1/2

Carney (27G) (37G,20G) (36G,48N) (38G,24G,27G,33G) (23G,32G) (49G,31G,29G, 29G,28G) () (22G,39G,37G,26G,44G) (25G,39G) (50G,33G,49G,47N) () (48N,34G) (31G,48G,37G) (24G) (50G,42N) () (37G,40G,32G)

Defensive Tackles (solo-ast-total-pd-ff-fr): Seau 124-31-155-3-1-3, Gordon 75-14-89-8-0-2, Carrington 68-20-88-7-1-2, Richard 69-10-79-7-2-0, Griggs 58-14-72-2-0-0, Gibson 50-18-68-3-0-0, Harper 56-10-66-14-0-0, O'Neal 47-13-60-4-2-1, Mims 35-6-41-4-1-2, Lee 30-9-39-1-1-1, Davis 21-9-30-0-1-0, Vanhorse 25-5-28-3-0-0, Young 14-5-19-1-0-0, Clark 9-2-11-0-0-0, Castle 8-2-10-2-0-0, Parrela 6-2-8-1-0-0, Johnson 4-2-6-0-0-0, White 4-1-5-0-1-0, Hendrickson 2-0-2-0-0-0, Bush 2-0-2-0-0-0, Miller 1-1-2-0-0-0, Winter 1-0-1-1-0-1

Special Teams Tackles (solo-ast-total): Harrison 17-3-20, Richard 13-2-15, Bush 11-1-2, Castle 11-0-11, Miller 11-0-11, Coleman 8-2-10, Vanhorse 8-0-8, Binn 6-1-7, Hendrickson 5-1-6, Bieniemy 3-1-4, Young 3-0-3, Clark 1-2-3, Carney 2-0-2, Griggs 2-0-2, Carrington 1-0-1, Culver 1-0-1, May 1-0-1, O'Neal 1-0-1, Wagner 1-0-1, Mitchell 0-1-1

1993 FINAL STATISTICS

(8-8 Overall) Fourth AFC West - Bobby Ross
Home (4-4); Away (4-4)

Date	W/L	Score	Opponent	Att.
09/05	W	18-12	Seattle †	58,039
09/12	L	17-34	at Denver	75,074
09/19	W	18-17	Houston	58,519
10/03	L	14-31	at Seattle	54,778
10/10	L	3-16	at Pittsburgh	55,264
10/17	L	14-17	Kansas City †	60,729
10/31	W	30-23	at L.A. Raiders	45,122
11/07	W	30-17	at Minnesota	55,527
11/14	L	13-16	Chicago †	58,459
11/21	L	7-12	L.A. Raiders †	60,615
11/29	W	31-0	at Indianapolis	54,110
12/05	W	13-10	Denver †	60,233
12/12	L	13-20	Green Bay †	57,930
12/19	L	24-28	at Kansas City	74,778
12/27	W	45-20	Miami †	60,311
01/02	W	32-17	at Tampa Bay	35,587

Team Statistics	Chargers	Opponents
TOTAL FIRST DOWNS	313	299
Rushing	120	86
Passing	171	192
Penalty	22	21
Third Down: Made/Att.	89/224	83/210
Third Down Pct.	.397	.395
Fourth Down: Made/Att.	6/15	4/8
Fourth Down Pct.	.400	.500
TOTAL NET YARDS	4967	5066
Avg. Per Game	310.4	316.6
Total Plays	1050	1002
Avg. Per Play	4.7	5.1
NET YARDS RUSHING	1824	1314
Avg. Per Game	114.0	82.1
Total Rushes	455	414
NET YARDS PASSING	3143	3752
Avg. Per Game	196.4	234.5
Sacked/Yards Lost	32/240	32/206
Gross Yards	3383	3958
Attempts/Completions	563/301	556/329
Completion Pct.	.535	.592
Had Intercepted	14	22
PUNTS/AVERAGE	74/42.3	72/42.1
NET PUNTING AVG.	36.4	35.5
PENALTIES/YARDS	87/699	94/724
FUMBLES/BALL LOST	13/5	19/12
TOUCHDOWNS	33	30
Rushing	14	10
Passing	18	17
Returns	1	3
TIME OF POSSESSION	29:52	30:08

Score by Quarters	Q1	Q2	Q3	Q4	OT	PTS.
Chargers	66	76	67	113	0	322
Opponents	50	102	83	55	0	290

Scoring	TD	RU	PA	RT	PAT	FG	S	PTS.
Carney	0	0	0	0	31/33	31/40	0	124
Means	8	8	0	0	0/0	0/0	0	48
A. Miller	7	0	7	0	0/0	0/0	0	42
Butts	4	4	0	0	0/0	0/0	0	24
Lewis	4	0	4	0	0/0	0/0	0	24
Harmon	2	0	2	0	0/0	0/0	0	12
Jefferson	2	0	2	0	0/0	0/0	0	12
Young	2	0	2	0	0/0	0/0	0	12
Bieniemy	1	1	0	0	0/0	0/0	0	6
Frank	1	0	0	1	0/0	0/0	0	6
Kidd	1	1	0	0	0/0	0/0	0	6
Walker	1	0	1	0	0/0	0/0	0	6
Chargers	33	14	18	1	31/33	31/40	0	322
Opponents	30	10	17	3	30/30	26/33	1	290

2-Pt. Conversions: Chargers 0-0, Opponents 0-0

Sacks: O'Neal 12.0, Mims 7.0, Grossman 4.5, Lee 3.0, Richard 2.0, B. Winter 2.0, Carrington 1.0, Pope 0.5, Chargers 32.0, Opponents 32.0

Special Teams Tackles (solo-ast-total): Bush 12-1-13, Hendrickson 7-3-10, Fields 7-0-7, Vanhose 7-0-7, Pope 6-1-7, Carrington 6-0-6, Fuller 6-0-6, Plummer 6-0-6, Richard 6-0-6, Gordon 5-0-5, Anno 4-1-5, Crews 3-0-3, May 3-0-3, Castle 2-1-3, Miller 2-1-3, Pupunu 2-1-3, Frank 2-0-2, Whitley 2-0-2, Brady 1-0-1, Carney 1-0-1, Dyal 1-0-1, Harmon 1-0-1, Johnson 1-0-1

Passing	Att.	Comp.	Yds.	Comp. %	Yds./Att.	TD	TD %	Int.	Int. %	Long	Sack/Lost	Rating
Humphries	324	173	1981	.534	6.11	12	.037	10	0.031	48t	18/142	71.5
Friesz	238	128	1402	.538	5.89	6	.025	4	.017	66t	14/98	72.8
Means	1	0	0	.000	0.00	0	.000	0	.000	0	0/0	39.6
Chargers	563	301	3383	.535	6.01	18	.032	14	.025	66t	32/240	72.0
Opponents	556	329	3958	.592	7.12	17	.031	22	.040	71t	32/206	74.8

Rushing	No.	Yds.	Avg.	Long	TD
Butts	185	746	4.0	27	4
Means	160	645	4.0	65t	8
Harmon	46	216	4.7	19	0
Bieniemy	33	135	4.1	12	1
Jefferson	3	53	10.6	33	0
Humphries	8	37	4.6	27	0
Friesz	10	3	0.3	2	0
Lewis	3	2	0.7	7	0
Hendrickson	1	0	0.0	0	0
A. Miller	1	0	0.0	0	0
Kidd	3	-13	-4.3	2t	1
Chargers	455	1824	4.0	65t	14
Opponents	414	1314	3.2	19	10

Receiving	No.	Yds.	Avg.	Long	TD
A. Miller	84	1162	13.8	66t	7
Harmon	73	671	9.2	37	2
Lewis	38	463	12.2	47	4
Jefferson	30	391	13.0	39t	2
Walker	21	212	10.1	25t	1
Butts	15	105	7.0	23	0
Pupunu	13	142	10.9	28	0
Barnes	10	137	13.7	21	0
Means	10	59	5.9	11	0
Young	6	41	6.8	12t	2
Bieniemy	1	0	0.0	0	0
Chargers	301	3383	11.2	66t	18
Opponents	329	3958	12.0	71t	17

Interceptions	No.	Yds.	Avg.	Long	TD
Carrington	7	104	14.9	28	0
Frank	3	119	39.7	102t	1
Seau	2	58	29.0	42	0
Pope	2	14	7.0	12	0
Plummer	2	7	3.5	6	0
Vanhose	2	0	0.0	0	0
Hendrickson	1	16	16.0	16	0
Gordon	1	3	3.0	3	0
Davis	1	0	0.0	0	0
Richard	1	-2	-2.0	-2	0
Chargers	22	319	14.5	102t	1
Opponents	14	271	19.4	68	2

Punting	No.	Yds.	Avg.	Net	TB	I-20	Lg.	B
Kidd	57	2431	42.6	35.9	7	16	67	0
Sullivan TM	13	541	41.6	39.1	0	3	50	0
Carney	4	155	38.8	34.8	0	1	46	0
Chargers	74	3127	42.3	36.4	7	20	67	0
Opponents	72	3031	42.1	35.5	3	23	77	0

Punt Returns	Ret.	FC	Yds.	Avg.	Lg.	TD
Gordon	31	15	395	12.7	54	0
Lewis	3	2	17	5.7	7	0
Chargers	34	17	412	12.1	54	0
Opponents	36	21	292	8.1	30	0

Kickoff Returns	Ret.	Yds.	Avg.	Long	TD
Lewis	33	684	20.7	60	0
Bieniemy	7	110	15.7	18	0
Hendrickson	2	25	12.5	13	0
Means	2	22	11.0	14	0
A. Miller	2	42	21.0	29	0
Harmon	1	18	18.0	18	0
Chargers	47	901	19.2	60	0
Opponents	64	1063	16.6	48	0

Field Goals	1-19	20-29	30-39	40-49	50+
Carney	1/1	7/7	14/17	7/12	2/3
Chargers	1/1	7/7	14/17	7/12	2/3
Opponents	0/0	10/10	11/13	1/3	4/7

Carney (266,44G,51G,32G,51G,19G) (30G) (34G,34G,27G,27G,36G,27G) (48N) (33G) (46B,31B) (45G,36G,38G) (36G,37N) (28G,30B,26G,40N) () (36G) (56N,47N,27G,34G) (47G,43G) (38G) (32G,49N) (48G,36G,43G,45G)

Defensive Tackles (solo-ast-total-pd-ff-r): Seau 108-21-129-11-1, Plummer 78-15-93-1-2-0, Carrington 67-12-79-14-0-1, Richard 69-6-77-5-1-0, Frank 65-8-73-12-0-0, O'Neal 49-7-56-6-2-1, Lee 36-9-45-0-0-1, Vanhose 36-6-42-2-0-0, Gordon 40-1-41-5-0-1, Pope 32-6-38-4-0-1, Mims 28-4-32-0-2-2, Winter 25-7-32-0-0-1, Hendrickson 23-5-28-0-0-1, Grossman 16-7-23-4-0-1, Williams 14-4-18-0-0-0, Fuller 8-0-8-3-0-0, Davis 4-0-4-1-0-0, Fields 2-1-3-0-0-0, Bush 1-1-2-0-0-0, Crews 1-0-1-0-0-0, White 1-0-1-0-0-0, Castle 0-1-1-0-0-0, Johnson 0-1-1-0-0-0

1992 FINAL STATISTICS

(11-5 Overall) First AFC West - Bobby Ross Home (6-2); Away (5-3); Postseason (1-1)

Date	W/L	Score	Opponent	Att.
09/06	L	10-24	Kansas City	45,024
09/13	L	13-21	at Denver	74,367
09/20	L	6-23	Pittsburgh	46,127
09/27	L	0-27	at Houston	57,491
10/04	W	17-6	Seattle	36,783
10/18	W	34-14	at Indianapolis	48,552
10/25	W	24-21	Denver	53,576
11/01	W	26-0	Indianapolis	40,324
11/08	L	14-16	at Kansas City	72,826
11/15	L	14-13	at Cleveland	58,396
11/22	W	29-14	Tampa Bay	43,197
11/29	W	27-3	L.A. Raiders †	59,894
12/06	W	27-21	at Phoenix	26,880
12/13	W	27-10	Cincinnati	50,579
12/20	W	36-14	at L.A. Raiders	40,152
12/27	W	31-14	at Seattle	49,324

AFC Wild Card Playoffs

01/02	W	17-0	Kansas City	60,681
-------	---	------	-------------	--------

AFC Divisional Playoffs

01/10	L	0-31	at Miami	71,224
-------	---	------	----------	--------

Team Statistics	Chargers	Opponents
TOTAL FIRST DOWNS	302	250
Rushing	118	80
Passing	161	157
Penalty	23	13
Third Down: Made/Att.	87/221	73/200
Third Down Pct.	.394	.365
Fourth Down: Made/Att.	6/13	3/12
Fourth Down Pct.	.462	.250
TOTAL NET YARDS	5221	4227
Avg. Per Game	326.3	264.2
Total Plays	1018	907
Avg. Per Play	5.1	4.7
NET YARDS RUSHING	1875	1395
Avg. Per Game	117.2	87.2
Total Rushes	489	365
NET YARDS PASSING	3346	2832
Avg. Per Game	209.1	177.0
Sacked/Yards Lost	33/268	51/356
Gross Yards	3614	3188
Attempts/Completions	496/282	491/271
Completion Pct.	.569	.552
Had Intercepted	21	25
PUNTS/AVERAGE	68/42.6	80/44.6
NET PUNTING AVG.	36.4	38.1
PENALTIES/YARDS	91/813	98/798
FUMBLES/BALL LOST	26/12	18/11
TOUCHDOWNS	36	29
Rushing	18	10
Passing	16	17
Returns	2	2
TIME OF POSSESSION	32:03	27:57

Score by Quarters	Q1	Q2	Q3	Q4	OT	PTS.
Chargers	69	92	12	102	0	335
Opponents	62	46	59	74	0	241

Scoring	TD	RU	PA	RT	PT	FG	S	PTS.
Carney	0	0	0	0	35/35	26/32	0	113
Miller	8	0	7	1	0/0	0/0	0	48
Bernstine	4	4	0	0	0/0	0/0	0	24
Butts	4	4	0	0	0/0	0/0	0	24
Harmon	4	3	1	0	0/0	0/0	0	24
Humphries	4	4	0	0	0/0	0/0	0	24
Lewis	4	0	4	0	0/0	0/0	0	24
Bieniemy	3	3	0	0	0/0	0/0	0	18
Jefferson	2	2	0	0	0/0	0/0	0	12
Walker	2	0	2	0	0/0	0/0	0	12
Carrington	1	0	1	0	0/0	0/0	0	6
Grossman	0	0	0	0	0/0	0/0	2	4
Mims	0	0	0	0	0/0	0/0	1	2
Chargers	36	18	16	2	35/35	26/32	3	335
Opponents	29	10	17	2	28/29	13/16	0	241

2-Pt. Conversions: Chargers 0-0, Opponents 0-0

Sacks: O'Neal 17.0, Mims 10.0, Grossman 8.0, B. Winter 6.0, Seau 4.5, Thornton 2.0, D. Hall 1.0, Rolling 1.0, White 1.0, Lee 0.5, **Chargers 51.0**, Opponents 33.0

Passing	Att.	Comp.	Yds.	Comp.%	Yds./Att.	TD	TD%	Int.	Int.%	Long	Sack/Lost	Rating
Humphries	454	263	3356	.579	7.39	16	.035	18	.040	67t	28/218	76.4
Gagliano	42	19	258	.452	6.14	0	.000	3	.071	55	5/50	35.6
Chargers	496	282	3614	.569	7.29	16	.032	21	.042	67t	33/268	72.9
Opponents	491	271	3188	.552	6.49	17	.035	25	.051	83t	51/356	65.5

Rushing	No.	Yds.	Avg.	Long	TD
Butts	218	809	3.7	22	4
Bernstine	106	499	4.7	25t	4
Bieniemy	74	264	3.6	21	3
Harmon	55	235	4.3	33	3
Humphries	28	79	2.8	25	4
Lewis	2	7	3.5	4	0
Miller	1	-1	-1.0	-1	0
Gagliano	3	-4	-1.3	0	0
Kidd	2	-13	-6.5	0	0
Chargers	489	1875	3.8	33	18
Opponents	365	1395	3.8	52	10

Receiving	No.	Yds.	Avg.	Long	TD
Harmon	79	914	11.6	55	1
Miller	72	1060	14.7	67t	7
Lewis	34	580	17.1	62	4
Walker	34	393	11.6	59	2
Lewis	34	580	17.1	62	4
Jefferson	29	377	13.0	51	2
Brennan TM	3	22	7.3	12	0
Bernstine	12	86	7.2	16	0
Butts	9	73	8.1	22	0
Bieniemy	5	49	9.8	25	0
Young	4	45	11.3	14	0
Claiborne	1	15	15.0	15	0
Chargers	282	3614	12.8	67t	16
Opponents	271	3188	11.8	83t	17

Interceptions	No.	Yds.	Avg.	Long	TD
Carrington	6	152	25.3	69	1
Byrd	4	88	22.0	44	0
Frank	4	37	9.3	33	0
Richard	3	26	8.7	20	0
Seau	2	51	25.5	29	0
Plummer	2	40	20.0	38	0
Blaylock	2	0	0.0	0	0
Vanhorse	1	11	11.0	11	0
Fields	1	0	0.0	0	0
Chargers	25	405	16.2	69	1
Opponents	21	241	11.5	99t	1

Punting	No.	Yds.	Avg.	Net	TB	I-20	Lg.	B
Kidd	68	2899	42.6	36.4	9	22	65	0
Chargers	80	2899	42.6	36.4	9	22	65	0
Opponents	80	3565	44.6	38.1	8	18	62	0

Punt Returns	Ret.	FC	Yds.	Avg.	Lg.	TD
Bieniemy	30	3	229	7.6	21	0
Lewis	13	5	127	9.8	25	0
Brennan TM	1	1	3	3.0	3	0
Chargers	44	12	359	8.2	25	0
Opponents	24	19	244	10.0	46t	1

Kickoff Returns	Ret.	Yds.	Avg.	Long	TD
Lewis	19	402	21.2	62	0
Bieniemy	15	257	17.1	30	0
Harmon	7	96	13.7	30	0
Hendrickson	2	14	7.0	8	0
Brennan TM	1	10	10.0	10	0
Miller	1	33	33.0	33	0
Chargers	45	812	18.0	62	0
Opponents	54	962	17.8	52	0

Field Goals	1-19	20-29	30-39	40-49	50+
Carney	0/0	13/14	5/7	7/8	1/3
Chargers	0/0	13/14	5/7	7/8	1/3
Opponents	0/0	4/5	4/5	5/6	0/0
Carney (45G) (37B,20G,27G) (24G,43G,25N) () (49G,34N,51N) (23G,27G) (52N,37G) (33G) () (48B) (28G,31G) (27G,21G) (50G,43G) (21G,48G) (42G,23G,25G,28G,23G) (31G,38G,47G)					

Defensive Tackles (solo-ast-total-pd-ff-r): Seau 79-23-102-10-1-1, Richard 59-20-79-3-0-1, O'Neal 68-10-78-4-0-1, Mims 41-12-53-4-1-1, Plummer 41-12-53-2-1, Vanhorse 43-7-50-11-0-0, Byrd 45-4-49-20-3-2, Rolling 42-7-49-1-2-1, Carrington 42-5-47-8-2-0, Grossman 41-5-46-1-0-0, Winter 32-9-41-2-0, Blaylock 33-4-37-6-0-0, Thornton 21-8-29-0-0-1, Frank 26-3-29-0-0-0, Hall 22-4-26-5-2-0, Fields 19-6-25-3-0-0, Hendrickson 7-4-11-0-0-0, Lee 5-2-7-0-1-1, Murphy 1-1-2-0-0-0, Savage 1-0-1-0-0-0, White 1-0-1-0-0-0

Special Teams Tackles (solo-ast-total): Hendrickson 10-2-12, Marve 7-2-9, Frank 7-1-8, May 5-3-8, Richard 7-0-7, Carrington 6-0-6, Plummer 3-2-5, Vanhorse 3-2-5, Hall 3-1-4, Murphy 3-1-4, Jefferson 3-0-3, Pope 2-1-3, Brennan 2-0-2, Fields 2-0-2, Anno 2-0-2, Bieniemy 1-0-1, Carney 1-0-1, Harmon 1-0-1, Kidd 1-0-1

1991 FINAL STATISTICS

(4-12 Overall) Fifth AFC West - Dan Henning
Home (3-5); Away (1-7)

Date	W/L	Score	Opponent	Att.
09/01	L	20-26	at Pittsburgh	55,848
09/08	L	14-34	at San Francisco	60,753
09/15	L	10-13	Atlanta	44,804
09/22	L	19-27	at Denver	73,258
09/29	L	13-14	Kansas City	44,907
10/06	W	21-13	at L.A. Raiders	42,787
10/13	L	24-30	at L.A. Rams	47,433
10/20	L	24-30 OT	Cleveland	48,440
10/27	L	9-20	at Seattle	58,025
11/04	L	17-14	Seattle	43,597
11/17	W	24-21	New Orleans	48,420
11/24	L	3-24	at New York Jets	59,025
12/01	L	7-9	L.A. Raiders †	56,780
12/08	L	17-20 OT	at Kansas City	73,330
12/15	W	38-30	Miami	47,731
12/22	L	14-17	Denver	51,449

Team Statistics	Chargers	Opponents
TOTAL FIRST DOWNS	285	292
Rushing	114	94
Passing	155	181
Penalty	16	17
Third Down: Made/Att.	76/217	68/189
Third Down Pct.	.350	.360
Fourth Down: Made/Att.	13/25	6/8
Fourth Down Pct.	.520	.750
TOTAL NET YARDS	4995	5111
Avg. Per Game	312.2	319.4
Total Plays	1010	961
Avg. Per Play	4.9	5.3
NET YARDS RUSHING	2248	1666
Avg. Per Game	140.5	104.1
Total Rushes	464	430
NET YARDS PASSING	2747	3445
Avg. Per Game	171.7	215.3
Sacked/Yards Lost	35/236	28/183
Gross Yards	2983	3628
Attempts/Completions	511/272	503/300
Completion Pct.	.532	.596
Had Intercepted	16	19
PUNTS/AVERAGE	77/39.8	76/40.3
NET PUNTING AVG.	34.8	35.2
PENALTIES/YARDS	96/799	87/718
FUMBLES/BALL LOST	24/12	22/9
TOUCHDOWNS	31	39
Rushing	16	15
Passing	13	22
Returns	2	2
TIME OF POSSESSION	30:02	29:59

Score by Quarters	Q1	Q2	Q3	Q4	OT	PTS.
Chargers	41	95	37	101	0	274
Opponents	63	97	73	100	9	342

Scoring	TD	RU	PA	RT	PAT	FG	S	PTS.
Carney	0	0	0	0	31/31	19/29	0	88
Bernstine	8	8	0	0	0/0	0/0	0	48
Butts	7	6	1	0	0/0	0/0	0	42
Lewis	4	0	3	1	0/0	0/0	0	24
McEwen	3	0	3	0	0/0	0/0	0	18
Miller	3	0	3	0	0/0	0/0	0	18
Harmon	2	1	1	0	0/0	0/0	0	12
Hendrickson	2	1	1	0	0/0	0/0	0	12
Frank	1	0	0	1	0/0	0/0	0	6
Jefferson	1	0	1	0	0/0	0/0	0	6
Chargers	31	16	13	2	31/31	19/29	0	274
Opponents	39	15	22	2	37/38	23/20	1	342

2-Pt. Conversions: Chargers 0-0, Opponents 0-0

Sacks: O'Neal 9.0, Seau 7.0, Grossman 5.5, Benson 1.0, Elder 1.0, Phillips 1.0, Plummer 1.0, Rolling 1.0, Shelton 1.0, Hinkle 0.5, Chargers 28.0, Opponents 35.0

Special Teams Tackles (solo-ast-total): Carrington 16-3-19, Clark 12-1-13, Hendrickson 9-3-12, Frank 9-0-9, Elder 8-1-9, Butts 6-0-6, Thaxton 5-1-6, Harmon 4-1-5, Bayless 3-0-3, Kirk 3-0-3, Plummer 2-0-2, Bieniemy 1-0-1, Mack 1-0-1, Rodenhauer 1-0-1, Fields 0-1-1

Passing	Att.	Comp.	Yds.	Comp.%	Yds./Att.	TD	TD%	Int.	Int.%	Long	Sack/Lost	Rating
Friesz	487	262	2896	.538	5.95	12	.025	15	.031	58	32/214	67.1
Gagliano	23	9	76	.391	3.30	0	.000	1	.043	17	3/22	30.3
Bernstine	1	1	11	100.0	11.00	1	100.0	0	.000	11t	0/0	152.1
Chargers	511	272	2983	.532	5.84	13	.025	16	.031	58	35/236	66.2
Opponents	503	300	3628	.596	7.21	22	.044	19	.038	89t	28/183	80.7

Rushing	No.	Yds.	Avg.	Long	TD
Butts	193	834	4.3	44	6
Bernstine	159	766	4.8	63t	8
Harmon	89	544	6.1	33	1
Jefferson	1	27	27.0	27	0
Gagliano	3	19	6.3	16	0
Friesz	10	18	1.8	11	0
Bieniemy	3	17	5.7	15	0
Lewis	3	10	3.3	9	0
Samuels	1	10	5.0	6	0
Hendrickson	2	3	3.0	3t	1
Chargers	464	2248	4.8	63t	16
Opponents	430	1666	3.9	63t	15

Receiving	No.	Yds.	Avg.	Long	TD
Harmon	59	555	9.4	36	1
Miller	44	649	14.8	58	3
Lewis	42	554	13.2	49t	3
McEwen	37	399	10.8	30	3
Taylor	24	218	9.1	27	0
Walker	20	134	6.7	14	0
Jefferson	12	125	10.4	29	1
Bernstine	11	124	11.3	25	0
Butts	10	91	9.1	46	1
Cox TM	5	53	10.6	19	0
Hendrickson	4	36	9.0	20	1
Samuels	2	33	16.5	29	0
Young	2	12	6.0	6	0
Chargers	272	2983	11.0	58	13
Opponents	300	3628	12.1	89t	22

Interceptions	No.	Yds.	Avg.	Long	TD
Byrd	6	48	8.0	22	0
Carrington	3	30	10.0	19	0
Rolling	2	54	27.0	47	0
Richard	2	5	2.5	3	0
Smith	2	0	0.0	0	0
Frank	1	71	71.0	71t	1
Shelton	1	19	19.0	19	0
Bayless	1	0	0.0	0	0
Elder	1	0	0.0	0	0
Chargers	19	227	11.9	71t	1
Opponents	16	183	11.4	49	1

Punting	No.	Yds.	Avg.	Net	TB	I-20	Lg.	B
Kidd	76	3064	40.3	34.8	6	22	60	1
Chargers	77	3064	39.8	34.8	6	22	60	1
Opponents	76	3064	40.3	35.2	3	18	60	0

Punt Returns	Ret.	FC	Yds.	Avg.	Lg.	TD
Taylor	28	18	269	9.6	48	0
Lewis	5	5	59	11.8	26	0
Byrd	0	2	0	0.0	0	0
Chargers	33	25	328	9.9	48	0
Opponents	32	25	267	8.3	32	0

Kickoff Returns	Ret.	Yds.	Avg.	Long	TD
Elder	27	535	19.8	42	0
Lewis	23	578	25.1	95t	1
Harmon	2	25	12.5	14	0
Benson	1	2	2.0	2	0
Bernstine	1	7	7.0	7	0
Butts	1	0	0.0	0	0
Carrington	0	24	24.0	24	0
Chargers	55	1171	21.3	95t	1
Opponents	52	1034	19.9	76	0

Field Goals	1-19	20-29	30-39	40-49	50+
Carney	1/1	6/6	6/8	4/10	4/4
Chargers	1/1	6/6	6/8	4/10	2/4
Opponents	2/2	6/6	11/13	1/4	3/4
Carney (36N,48G,35G) () (53N,47N,39G,47N) (41G,43G,43G,36G) (36N,26G,37G) () (27G) (27G,48N) (29G,24G,56N,36G) (54G) (19G) (53G,46N) (44B) (47N,27G) (35G) ()					

Defensive Tackles (solo-ast-total-pd-ff-fr): Seau 111-18-129-2-0, Plummer 88-23-111-0-1, O'Neal 63-5-68-1-2-0, Rolling 52-11-63-5-0-1, Richard 50-9-59-3-1-0, Grossman 47-10-57-0-1-1, Bayless 46-11-57-6-2-1, Seale 47-5-52-8-1-0, Frank 40-1-41-6-0-0, Byrd 33-6-39-16-1-0, Phillips 32-4-36-2-1-1, Hinkle 28-4-32-0-2-1, Shelton 23-3-26-1-0-0, Smith 17-6-23-3-2-1, Elder 20-2-22-3-0-0, Thornton 16-2-18-1-0-0, Carrington 17-0-17-7-0-0, Thaxton 4-0-4-0-0-0-0, Benson 3-1-4-0-0-0, Mack 3-1-1-1-0-0, McClendon 1-0-1-0-0-0

1989 FINAL STATISTICS

(6-10 Overall) Fifth AFC West - Dan Henning
Home (4-4); Away (2-6)

Date	W/L	Score	Opponent	Att.
09/10	L	14-40	at L.A. Raiders	40,237
09/17	L	27-34	Houston	42,013
09/24	W	21-6	Kansas City	40,128
10/01	W	24-13	at Phoenix	44,201
10/08	L	10-16	at Denver	75,222
10/15	L	16-17	Seattle	50,079
10/22	L	13-20	New York Giants	48,566
10/29	L	7-10	at Seattle	59,691
11/05	W	20-17	Philadelphia	47,019
11/12	W	14-12	L.A. Raiders 1	59,151
11/19	L	17-20	at Pittsburgh	44,203
11/26	L	6-10	at Indianapolis	58,822
12/03	L	17-20	New York Jets	38,954
12/10	L	21-26	at Washington	47,693
12/17	W	20-13	at Kansas City	40,623
12/24	W	19-16	Denver	50,524

Team Statistics	Chargers	Opponents
TOTAL FIRST DOWNS	267	295
Rushing	95	102
Passing	149	172
Penalty	23	21
Third Down: Made/Att.	81/223	81/227
Third Down Pct.	.363	.357
Fourth Down: Made/Att.	6/18	8/13
Fourth Down Pct.	.333	.615
TOTAL NET YARDS	4910	4764
Avg. Per Game	306.9	297.8
Total Plays	986	1040
Avg. Per Play	5.0	4.6
NET YARDS RUSHING	1873	1813
Avg. Per Game	117.1	113.3
Total Rushes	432	479
NET YARDS PASSING	3037	2951
Avg. Per Game	189.8	184.4
Sacked/Yards Lost	39/254	48/360
Gross Yards	3291	3311
Attempts/Completions	515/270	513/283
Completion Pct.	.524	.552
Had Intercepted	19	25
PUNTS/AVERAGE	84/39.5	79/38.6
NET PUNTING AVG.	32.4	32.9
PENALTIES/YARDS	122/906	93/741
FUMBLES/BALL LOST	24/17	21/13
TOUCHDOWNS	31	29
Rushing	13	13
Passing	15	15
Returns	3	1
TIME OF POSSESSION	28:55	31:05

Score by Quarters	Q1	Q2	Q3	Q4	OT	PTS.
Chargers	52	43	67	104	0	266
Opponents	42	92	67	89	0	290

Scoring	TD	RU	PA	RT	PAT	FG	S	PTS.
Bahr	0	0	0	0	29/30	17/25	0	80
A. Miller	11	0	10	1	0/0	0/0	0	66
Butts	9	9	0	0	0/0	0/0	0	54
Spencer	3	3	0	0	0/0	0/0	0	18
Bernstine	2	1	0	0	0/0	0/0	0	12
Cox	2	0	2	0	0/0	0/0	0	12
Glenn	1	0	1	0	0/0	0/0	0	6
Parker	1	0	1	0	0/0	0/0	0	6
B. Smith	1	0	0	1	0/0	0/0	0	6
Walker	1	0	1	0	0/0	0/0	0	6
Chargers	31	13	15	3	29/30	17/25	0	266
Opponents	29	13	15	1	27/29	29/41	1	290

2-Pt. Conversions: Chargers 0-0, Opponents 0-0

Sacks: Williams 14.0, O'Neal 12.5, Grossman 10.0, Hinkle 2.5, L. Miller 2.5, B. Smith 2.5, Bayless 1.0, Glenn 1.0, Lyles 1.0, Phillips 1.0, Chargers 48.0, Opponents 39.0

Defensive Tackles (solo-ast-total-pd-ff-kr): Plummer 111-35-146-1-0-1, O'Neal 78-18-96-2-2, Smith 59-16-75-4-1-2, Williams 62-6-68-5-1-0, Glenn 55-13-68-9-0-1, Figaro 54-10-64-1-0-1, Byrd 55-8-63-10-2-0, Grossman 47-16-63-1-0-0, Bayless 49-12-61-3-0-1, Seale 49-3-52-12-0-0, Phillips 29-8-37-0-0-0, Lyles 25-8-33-0-1, Patterson 26-3-29-4-0-0, Collins 20-6-26-1-0-0, Bennett 21-2-2-1-0-0, Miller 15-3-18-0-0-1, Hinkle 13-3-16-0-0-0

Special Teams Tackles (solo-ast-total): Woodard 12-2-14, Patterson 11-0-11, Figaro 9-1-10, Brandon 8-1-9, Bennett 6-0-6, Plummer 6-0-6, Butts 5-0-5, Lyles 5-0-5, Bayless 4-0-4, Hinkle 3-0-3, Spencer 3-0-3, Ilesic 2-1-3, Parker 2-0-2, Bahr 1-0-1, Campbell 1-0-1, Holland 1-0-1, Smith 1-0-1

Passing	Att.	Comp.	Yds.	Comp.%	Yds./Att.	TD	TD%	Int.	Int.%	Long	Sack/Lost	Rating
McMahon	318	176	2132	.553	6.70	10	.031	10	.031	69t	28/167	73.5
Tolliver	185	89	1097	.481	5.93	5	.027	8	.043	49	9/75	57.9
Archer	12	5	62	.417	5.17	0	.000	1	.083	17	2/12	23.6
Chargers	515	270	3291	.524	6.39	15	.029	19	.037	69t	39/254	66.7
Opponents	513	283	3311	.552	6.45	15	.029	25	.049	59t	48/360	64.4

Rushing	No.	Yds.	Avg.	Long	TD
Butts	170	683	4.0	50t	9
Spencer	134	521	3.9	15	3
Nelson TM	36	197	5.5	28	0
McMahon	29	141	4.9	15	0
Bernstine	15	137	9.1	32t	1
Brinson	17	64	3.8	9	0
Holland	6	46	7.7	24	0
A. Miller	4	21	5.3	24	0
Early	1	19	19.0	19	0
Floyd	8	15	1.9	5	0
Archer	2	14	7.0	14	0
Walker	1	9	9.0	9	0
Plummer	1	6	6.0	6	0
Caravello	1	0	0.0	0	0
Tolliver	7	0	0.0	3	0
Chargers	432	1873	4.3	50t	13
Opponents	479	1813	3.8	59t	13

Receiving	No.	Yds.	Avg.	Long	TD
A. Miller	75	1252	16.7	69t	10
Nelson TM	31	328	10.6	49	0
Holland	26	336	12.9	37	0
Walker	24	395	16.5	49	1
Cox	22	200	9.1	24	2
Bernstine	21	222	10.6	36	1
Spencer	18	112	6.2	23	0
Brinson	12	71	5.9	11	0
Early	11	126	11.5	21	0
Caravello	10	95	9.5	37	0
McEwen	7	99	14.1	29	0
Butts	7	21	3.0	8	0
Allen TM	2	19	9.5	11	0
Parker	2	5	2.5	4	1
Floyd	1	6	6.0	6	0
McMahon	1	4	4.0	4	0
Chargers	270	3291	12.2	69t	15
Opponents	283	3311	11.7	59t	15

Interceptions	No.	Yds.	Avg.	Long	TD
Byrd	7	38	5.4	22	0
Glenn	4	52	13.0	31	0
Seale	4	47	11.8	25	0
Bennett	3	4	1.3	4	0
Patterson	2	44	22.0	34	0
Lyles	2	28	14.0	28	0
B. Smith	1	9	9.0	9	0
Figaro	1	0	0.0	0	0
Bayless	1	0	0.0	0	0
Chargers	25	224	9.0	34	0
Opponents	19	179	9.4	40	0

Punting	No.	Yds.	Avg.	Net	TB	I-20	Lg.	B
Ilesic	76	3049	40.1	32.9	7	11	64	0
Colbert	8	266	33.3	27.4	0	0	46	0
Chargers	84	3315	39.5	32.7	7	11	64	0
Opponents	79	3050	38.6	32.9	9	21	63	1

Punt Returns	Ret.	FC	Yds.	Avg.	Lg.	TD
McConkey TM	14	15	111	7.9	20	0
Brinson	11	0	112	10.2	52	0
Walker	6	4	31	5.2	13	0
Usher TM	3	0	15	5.0	11	0
Allen TM	2	0	3	1.5	3	0
Figaro	1	0	0	0.0	0	0
Lyles	1	0	0	0.0	0	0
Byrd	0	1	0	—	—	0
Chargers	38	20	272	7.2	52	0
Opponents	43	10	451	10.5	38	0

Kickoff Returns	Ret.	Yds.	Avg.	Long	TD
Holland	29	510	17.6	34	0
A. Miller	21	533	25.4	91t	1
Usher TM	10	159	15.9	26	0
Floyd	3	12	4.0	12	0
Figaro	1	21	21.0	21	0
Chargers	64	1235	19.3	91t	1
Opponents	57	1249	21.9	84t	1

Field Goals	1-19	20-29	30-39	40-49	50+
Bahr	0/0	6/6	6/9	4/6	1/4
Chargers	0/0	6/6	6/9	4/6	1/4
Opponents	1/1	11/12	12/13	4/11	1/4
Bahr () () () (37G) (39G) (29G,51B) (26G,30G,52N) () (23G,33N,49G) () (27G,38N) (33G,44N,39G) (39G,37N) () (43G,42N,20G) (22G,41G,53G,52N,45G)					

1986 FINAL STATISTICS

(4-12 Overall) Fifth AFC West - Don Coryell (1-7); Al Saunders (3-5)
Home (2-6); Away (2-6)

Date	W/L	Score	Opponent	Att.
09/07	W	50-28	Miami †	57,726
09/14	L	7-20	at New York Giants	74,921
09/21	L	27-30	Washington	57,853
09/28	L	13-17	at L.A. Raiders	63,153
10/06	L	7-33	at Seattle	63,207
10/12	L	14-31	Denver †	55,662
10/19	L	41-42	at Kansas City	55,767
11/02	L	23-24	at Philadelphia	41,469
11/09	W	9-3	Kansas City	48,518
11/16	L	21-24	at Denver	75,012
11/20	L	31-37 OT	Dallas †	55,622
11/30	W	17-3	L.A. Raiders †	56,031
12/07	W	27-0	at Indianapolis	47,950
12/14	L	24-34	Houston	40,103
12/21	L	17-47	Seattle	47,096
			at Cleveland	68,505

Team Statistics	Chargers	Opponents
TOTAL FIRST DOWNS	334	308
Rushing	98	104
Passing	212	182
Penalty	24	22
Third Down: Made/Att.	98/231	95/221
Third Down Pct.	.424	.430
Fourth Down: Made/Att.	6/13	1/5
Fourth Down Pct.	.462	.200
TOTAL NET YARDS	5356	5366
Avg. Per Game	334.8	335.4
Total Plays	1107	1046
Avg. Per Play	4.8	5.1
NET YARDS RUSHING	1576	1678
Avg. Per Game	98.5	104.9
Total Rushes	471	475
NET YARDS PASSING	3780	3688
Avg. Per Game	236.3	230.5
Sacked/Yards Lost	32/265	62/440
Good Yards	4045	4128
Attempts/Completions	604/339	509/288
Completion Pct.	.561	.566
Had Intercepted	33	15
PUNTS/AVERAGE	79/40.4	81/40.8
NET PUNTING AVG.	32.9	34.9
PENALTIES/YARDS	119/977	108/918
FUMBLES/BALL LOST	29/16	42/22
TOUCHDOWNS	41	47
Rushing	19	14
Passing	21	27
Returns	1	6
TIME OF POSSESSION	30:32	29:28
Score by Quarters		
Chargers	Q1 Q2 Q3 Q4 OT PTS.	Q1 Q2 Q3 Q4 OT PTS.
Opponents	64 98 101 127 6 396	64 98 101 127 6 396

Scoring	TD	RU	PA	RT	PAT	FG	S	PTS.
Benirschke	0	0	0	0	39/41	16/25	0	87
Anderson	9	1	8	0	0/0	0/0	0	54
McGee	7	7	0	0	0/0	0/0	0	42
Spencer	6	6	0	0	0/0	0/0	0	36
Winslow	5	0	5	0	0/0	0/0	0	30
Adams	4	4	0	0	0/0	0/0	0	24
Chandler	4	0	4	0	0/0	0/0	0	24
Joiner	2	0	2	0	0/0	0/0	0	12
Flick	1	1	0	0	0/0	0/0	0	6
Holohan	1	0	1	0	0/0	0/0	0	6
Johnson	1	0	1	0	0/0	0/0	0	6
O'Neal	1	0	0	1	0/0	0/0	0	6
Chargers	41	19	21	39	41	16/25	1	335
Opponents	47	14	27	6	45/46	23/31	0	396

2-Pt. Conversions: Chargers 0-0, Opponents 0-0

Sacks: Lee Williams 15.0, O'Neal 12.5, Smith 11.0, Hardison 6.5, Wilson 5.5, Benson 5.0, Ehin 2.5, Plummer 2.5, Robinson TM 1.0, Unrein 0.5, **Chargers 62.0**, Opponents 32.0

Rushing	No.	Yds.	Avg.	Long	TD
Anderson	127	442	3.5	17	1
Adams	118	366	3.1	22	4
Spencer	99	350	3.5	23	6
James	51	224	4.4	24	0
McGee	63	187	3.0	20	7
Herrmann	2	6	3.0	6	0
Flick	6	5	0.8	7	1
Mathison	1	-1	-1.0	-1	0
Fouts	4	-3	-0.7	0	0
Chargers	471	1576	3.3	24	19
Opponents	475	1678	3.5	28t	14

Receiving	No.	Yds.	Avg.	Long	TD
Anderson	80	871	10.9	65t	8
Winslow	64	728	11.4	28t	5
Chandler	56	874	15.6	40	4
Joiner	34	440	12.9	33	2
Johnson	30	399	13.3	30	1
Holohan	29	356	12.3	34	1
James	23	173	7.5	18	0
McGee	10	105	10.5	18	0
Spencer	6	48	8.0	15	0
Adams	4	26	6.5	10	0
Sievers	2	14	7.0	9	0
Ware	1	11	11.0	11	0
Chargers	339	4045	11.9	65t	21
Opponents	288	4128	41.3	72t	27

Interceptions	No.	Yds.	Avg.	Long	TD
Byrd	5	45	9.0	18	0
Dale	4	153	38.3	50	0
Glenn TM	2	31	15.5	31	0
O'Neal	2	22	11.0	17	1
Brown TM	1	23	23.0	23	0
Taylor	1	0	0.0	0	0
Chargers	15	274	18.3	50	1
Opponents	33	421	12.8	80	2

Punting	No.	Yds.	Avg.	Net	TB	I-20	Lg.	B
Mojsiejenko	72	3026	42.0	32.9	11	15	62	2
Chandler	5	167	33.4	33.0	0	0	38	0
Chargers	79	3193	40.4	32.9	11	15	62	2
Opponents	81	3304	40.8	34.9	7	15	59	0

Punt Returns	Ret.	FC	Yds.	Avg.	Lg.	TD
Anderson	25	10	227	9.1	50	0
James	9	6	94	10.4	21	0
Chandler	3	0	13	4.3	10	0
Chargers	37	16	334	9.0	30	0
Opponents	43	5	370	8.6	48	1

Kickoff Returns	Ret.	Yds.	Avg.	Long	TD
Anderson	24	482	20.1	35	0
James	18	315	17.5	31	0
Adams	5	100	20.0	25	0
Spencer	5	81	16.2	21	0
Wyatt	5	74	14.8	23	0
Johnson	3	48	16.0	21	0
Winslow	2	11	5.5	8	0
Chandler	1	11	11.0	11	0
McGee	1	15	15.0	15	0
Plummer	1	0	0.0	0	0
Chargers	65	1137	17.5	35	0
Opponents	60	1088	18.1	46	0

Field Goals	1-19	20-29	30-39	40-49	50+
Benirschke	1/1	6/9	5/8	3/5	1/2
Chargers	1/1	6/9	5/8	3/5	1/2
Opponents	1/1	11/13	8/9	1/6	2/2

Benirschke (26G,36G,36G) () (50G,31G) () (30N) () (30G,35N,21G) () (31B) (25G, 48G,26N,21G) (55N,44N) (47G) (19G,26B,43N) (20G,35G) (23G) (40G,23N)

Defensive Tackles (solo-est-total-pd-ff-fr): Smith 83-27-110-6-4-1, Dale 85-16-101-6-2-0, Plummer 78-20-98-3-1-2, Benson 65-35-90-5-3-1, O'Neal 61-21-82-6-3-1, Williams 57-16-73-6-0-1, Byrd 50-9-59-5-1-0, Lowe 43-12-55-0-1-2, Ehin 30-16-46-0-0-1, Brown 41-2-43-5-1-2, Taylor 33-6-39-12-0-1, Glenn 29-4-33-5-0-2, Davis 27-5-32-8-0-0, Allert 20-12-32-0-0-0, Robinson 20-9-29-3-2-1, Wyatt 19-6-25-1-0-0, Unrein 15-9-24-0-0-0, Hardison 17-6-23-0-1-1, Wilson 19-2-21-1-1-0, Hunter 17-4-21-5-0-0, Sullivan 16-5-21-1-0-0, Nelson 6-2-8-0-0-1, Winter 5-1-6-0-0-0

Passing	Att.	Comp.	Yds.	Comp.%	Yds./Att.	TD	TD%	Int.	Int.%	Long	Sack/Loss	Rating
Fouts	430	252	3031	.586	7.05	16	.037	22	.051	65t	21/173	71.4
Herrmann	97	51	627	.526	6.46	2	.021	3	.031	28	5/43	66.8
Flick	73	33	361	.452	4.95	2	.027	8	.110	26	6/49	29.9
Holohan	2	1	21	.500	10.50	0	.000	0	.000	21	0/0	87.5
Anderson	1	1	4	100.0	4.00	1	100.0	0	.000	4t	0/0	122.9
McGee	1	1	1	100.0	1.00	0	.000	0	.000	1	0/0	79.2
Chargers	604	339	4045	.561	6.70	21	.035	33	.055	65t	32/265	65.6
Opponents	509	288	4128	.566	8.11	27	.053	15	.029	72t	62/440	88.4

1985 FINAL STATISTICS

(8-8 Overall) Fourth AFC West - Don Coryell
Home (6-2); Away (2-6)

Date	W/L	Score	Opponent	Att.
09/08	W	14-9	at Buffalo	67,597
09/15	L	35-49	Seattle	54,420
09/22	W	44-41	at Cincinnati	52,270
09/29	L	7-21	Cleveland	52,107
10/06	L	21-26	at Seattle	61,300
10/13	W	31-20	Kansas City	50,067
10/20	L	17-21	at Minnesota	61,670
10/28	L	21-34	at L.A. Raiders	69,297
11/03	W	30-10	Denver †	57,312
11/10	W	40-34 OT	L.A. Raiders †	58,566
11/17	L	24-30 OT	at Denver	74,376
11/24	L	35-37	at Houston	34,336
12/01	W	40-7	Buffalo	45,487
12/08	W	54-44	Pittsburgh †	52,098
12/15	W	20-14	Philadelphia	45,569
12/22	L	34-38	at Kansas City	18,178

Team Statistics	Chargers	Opponents
TOTAL FIRST DOWNS	380	364
Rushing	92	122
Passing	259	218
Penalty	29	24
Third Down: Made/Att.	86/208	89/209
Third Down Pct.	.413	.426
Fourth Down: Made/Att.	6/10	8/12
Fourth Down Pct.	.600	.667
TOTAL NET YARDS	6335	6265
Avg. Per Game	408.4	391.6
Total Plays	1111	1105
Avg. Per Play	5.9	5.7
NET YARDS RUSHING	1665	1972
Avg. Per Game	104.1	123.3
Total Rushes	440	470
NET YARDS PASSING	4870	4293
Avg. Per Game	304.4	268.3
Sacked/Yards Lost	39/305	40/304
Gross Yards	5175	4597
Attempts/Completions	632/386	595/357
Completion Pct.	.611	.600
Had Intercepted	30	26
PUNTS/AVERAGE	68/42.4	70/38.8
NET PUNTING AVG.	35.7	33.5
PENALTIES/YARDS	100/937	86/703
FUMBLES/BALL LOST	44/19	37/16
TOUCHDOWNS	60	55
Rushing	20	25
Passing	37	28
Returns	3	2
TIME OF POSSESSION	29:21	30:39

Score by Quarters	Q1	Q2	Q3	Q4	OT	PTS.
Chargers	86	134	96	145	6	467
Opponents	82	124	114	109	6	435

Scoring	TD	RU	PA	RT	PAT	FG	S	PTS.
Thomas	0	0	0	0	51/55	18/28	0	105
Chandler	10	0	10	0	0/0	0/0	0	60
Spencer	10	0	10	0	0/0	0/0	0	60
James	8	2	6	0	0/0	0/0	0	48
Anderson	7	4	2	1	0/0	0/0	0	42
Joiner	7	0	7	0	0/0	0/0	0	42
Sievers	6	0	6	0	0/0	0/0	0	36
Holohan	3	0	3	0	0/0	0/0	0	18
McGee	3	3	0	0	0/0	0/0	0	18
Bendross	2	0	2	0	0/0	0/0	0	12
Adams	1	1	0	0	0/0	0/0	0	6
Dale	1	0	0	1	0/0	0/0	0	6
Hendy	1	0	0	1	0/0	0/0	0	6
Johnson	1	0	1	0	0/0	0/0	0	6
Benirschke	0	0	0	0	2/2	0/0	0	2
Chargers	60	20	37	3	53/57	18/28	0	467
Opponents	55	25	28	2	51/53	18/30	0	435

2-Pt. Conversions: Chargers 0-0, Opponents 0-0

Sacks: Williams 8.0, Robinson 7.0, L. King 6.0, Lowe 5.5, Wilson 3.0, Bradley 2.0, Garnett TM 1.0, B. Smith 2.0, Ehin 1.5, Davis 1.0, Ferguson TM 1.0, Green 1.0, **Chargers 40.0**, Opponents 39.0

Rushing	No.	Yds.	Avg.	Long	TD
James	105	516	4.9	56t	2
Spencer	124	478	3.9	24	10
Anderson	116	429	3.7	27	4
McGee	42	181	4.3	44	3
Adams	16	49	3.1	14	1
Steels TM	6	12	2.0	5	0
Chandler	1	9	9.0	9	0
Mojsiejenko	1	0	0.0	0	0
Fouts	1	-1	-0.1	7	0
Herrmann	18	-8	-0.4	11	0
Chargers	440	1665	3.8	56t	20
Opponents	470	1972	4.2	61	25

Receiving	No.	Yds.	Avg.	Long	TD
James	86	1027	11.9	67t	6
Chandler	67	1199	17.9	75t	10
Joiner	59	932	15.8	39t	7
Holohan	42	458	10.9	23	3
Sievers	41	438	10.7	30t	6
Anderson	35	422	12.1	52t	2
Winslow	25	318	12.7	26	0
Bendross	11	156	14.2	54t	2
Spencer	11	135	12.3	43	0
Johnson	4	51	12.8	20t	1
McGee	3	15	5.0	7	0
Adams	1	12	12.0	12	0
Faulkner	1	12	12.0	12	0
Chargers	386	5175	13.4	75t	37
Opponents	357	4597	12.9	84t	28

Interceptions	No.	Yds.	Avg.	Long	TD
Walters	5	71	14.2	30	0
Hendy	4	139	34.8	75t	1
Lowe	3	6	2.0	4	0
Dale	2	83	41.5	47t	1
Bradley	2	36	18.0	18	0
Davis	2	29	14.5	28	0
Green	2	17	8.5	12	0
L. King	2	8	4.0	5	0
McPherson	1	30	30.0	30	0
Byrd	1	25	25.0	25	0
Williams	1	17	17.0	17	0
B. Smith	1	0	0.0	0	0
Chargers	26	461	17.7	75t	2
Opponents	30	268	8.9	27	0

Punting	No.	Yds.	Avg.	Net	B	I-20	Lg.	B
Mojsiejenko	68	2881	42.4	35.7	9	15	67	0
Chargers	68	2881	42.4	35.7	9	15	67	0
Opponents	70	2717	38.8	33.5	8	21	61	1

Punt Returns	Ret.	FC	Yds.	Avg.	Lg.	TD
James	25	8	213	8.5	24	0
McPherson	0	2	0	-	-	0
Steels TM	0	1	0	-	-	0
Chargers	25	11	213	8.5	24	0
Opponents	36	1	274	7.6	20	0

Kickoff Returns	Ret.	Yds.	Avg.	Long	TD
James	36	779	21.6	46t	0
Anderson	13	302	23.2	98t	1
Steels TM	10	223	22.3	54	0
McGee	7	135	19.3	33	0
Adams	2	50	25.0	26	0
Bendross	2	2	1.0	2	0
Holohan	1	0	0.0	0	0
Sievers	1	3	3.0	3	0
Chargers	71	1494	21.0	98t	1
Opponents	68	1363	20.0	51	0

Field Goals	1-19	20-29	30-39	40-49	50+
Thomas	1/1	8/8	6/10	3/7	0/2
Chargers	1/1	8/8	6/10	3/7	0/2
Opponents	0/0	5/6	6/10	5/9	2/5

Thomas () (2IG) (20G,28G,52N,34G) (3IN) () (30G) (42G) (50N) (36G,35G,18G) (34G,32G,30N,35N) (40B,47B,41N,36G) (47N) (24G,28G) () (45G,46G) (24G,26G,32N)

Defensive Tackles (solo-ast-total-pd-ff-fr): Smith 99-32-131-7-2-3, Green 79-25-104-6-2-2, Byrd 84-16-100-4-2-1, King 68-16-84-3-6-0, Dale 67-10-77-8-1-0, Lowe 50-12-62-1-1-0, Hendy 44-13-57-4-0-1, Walters 51-5-56-9-0-1, Ehin 39-14-53-3-0-1, Williams 40-9-49-6-1-1, Bradley 32-3-35-7-0-2, Nelson 26-8-34-0-1-0, Wilson 23-7-30-2-1-1, Robinson 19-1-20-4-0-1, O'Barnd 12-8-20-2-0-0, Osby 8-3-11-1-0-0

Passing	Att.	Comp.	Yds.	Comp.%	Yds./Att.	TD	TD%	Int.	Int.%	Long	Sack/Lost	Rating
Fouts	430	254	3638	.591	8.46	27	.063	20	.047	75t	18/135	88.1
Herrmann	201	132	1537	.657	7.65	10	.050	10	.050	59	19/157	84.5
Holohan	1	0	0	.000	0.00	0	.000	0	.000	0	1/8	39.6
Anderson	0	0	0	0	-	0	0	0	0	0	1/5	-
Chargers	632	386	5175	.611	8.19	37	.059	30	.047	75t	39/305	86.8
Opponents	595	357	4597	.600	7.73	28	.047	26	.044	84t	40/304	81.8

1984 FINAL STATISTICS

(7-9 Overall) Fifth AFC West - Don Coryell Home (4-4); Away (3-5)

Date	W/L	Score	Opponent	Att.
09/02	W	42-13	at Minnesota	57,276
09/09	L	17-31	at Seattle	61,314
09/16	W	31-14	Houston †	52,266
09/24	L	30-33	at L.A. Raiders	76,131
09/30	W	27-24	Detroit †	53,509
10/07	W	34-28	at Green Bay	54,045
10/14	L	13-31	at Kansas City	62,233
10/21	L	37-44	L.A. Raiders †	57,442
10/29	L	9-24	Seattle †	53,974
11/04	W	38-10	at Indianapolis	60,143
11/11	L	13-16	Denver †	53,162
11/18	W	34-28 OT	Miami †	53,041
11/25	L	24-52	at Pittsburgh	55,856
12/03	W	20-7	Chicago †	45,470
12/09	L	13-16	at Denver	74,867
12/16	L	21-42	Kansas City †	40,221

Team Statistics		Chargers	Opponents
TOTAL FIRST DOWNS		374	322
Rushing		106	109
Passing		240	189
Penalty		28	24
Third Down: Made/Att.		115/244	83/197
Third Down Pct.		.471	.421
Fourth Down: Made/Att.		9/21	9/10
Fourth Down Pct.		.429	.900
TOTAL NET YARDS		6297	5936
Avg. Per Game		393.6	371.0
Total Plays		1154	1021
Avg. Per Play		5.5	5.8
NET YARDS RUSHING		1654	1851
Avg. Per Game		103.4	115.7
Total Rushes		456	457
NET YARDS PASSING		4643	4085
Avg. Per Game		290.2	255.3
Sacked/Yards Lost		36/285	33/218
Gross Yards		4928	4303
Attempts/Completions		662/401	531/323
Completion Pct.		.606	.608
Had Intercepted		21	19
PUNTS/AVERAGE		66/42.0	73/39.6
NET PUNTING YARDS		35.1	34.8
PENALTIES/YARDS		112/1023	108/905
FUMBLES/BALL LOST		35/17	34/17
TOUCHDOWNS			
Rushing		18	23
Passing		25	27
Returns		5	1
TIME OF POSSESSION		31:43	28:17

Score by Quarters	Q1	Q2	Q3	Q4	OT	PTS.
Chargers	96	100	62	130	6	394
Opponents	60	127	135	91	0	413

Scoring	TD	RU	PA	RT	PAT	FG	S	PTS.
Benirschke	0	0	0	0	41/41	17/26	0	92
Jackson	9	8	1	0	0/0	0/0	0	54
Chandler	6	0	6	0	0/0	0/0	0	36
Joiner	6	0	6	0	0/0	0/0	0	36
McGee	6	4	2	0	0/0	0/0	0	36
Duckworth	4	0	4	0	0/0	0/0	0	24
P. Johnson TM	3	3	0	0	0/0	0/0	0	18
Sievers	3	0	3	0	0/0	0/0	0	18
Ricardo	0	0	0	0	5/6	3/3	0	14
Byrd	2	0	0	2	0/0	0/0	0	12
Thomas	2	2	0	0	0/0	0/0	0	12
Winslow	2	0	2	0	0/0	0/0	0	12
Holohan	1	0	1	0	0/0	0/0	0	6
James	1	0	0	1	0/0	0/0	0	6
Low	1	0	0	1	0/0	0/0	0	6
Morris	1	1	0	0	0/0	0/0	0	6
L. Williams	1	0	1	0	0/0	0/0	0	6
Chargers	48	18	25	5	46/47	20/29	0	394
Opponents	51	23	27	1	50/50	19/25	0	413

2-Pt. Conversions: Chargers 0-0, Opponents 0-0

Sacks: Ferguson 8.0, Robinson 4.5, King 4.0, Lowe 3.0, B. Smith 3.0, Ehin 2.0, Elko 1.5, Ackerman TM 1.0, Fox 1.0, Green 1.0, Greene 1.0, L. Williams 1.0, Young 1.0, **Chargers 33.0**, Opponents 36.0

Rushing	No.	Yds.	Avg.	Long	TD
Jackson	296	1179	4.0	32t	8
McGee	67	226	3.4	30	4
James	25	115	4.6	20	0
Muncie	14	51	3.6	11	0
P. Johnson TM	19	46	2.4	7	3
Thomas	14	43	3.1	9	2
Morris	5	12	2.4	5	1
Luther	4	11	2.8	7	0
Fouts	12	-29	-2.4	3	0
Chargers	456	1654	3.6	32t	18
Opponents	457	1851	4.1	81	23

Receiving	No.	Yds.	Avg.	Long	TD
Joiner	61	793	13.0	41	6
Holohan	56	734	13.1	51	1
Winslow	55	663	12.1	33	2
Chandler	52	708	13.6	63t	6
Sievers	41	438	10.7	32	3
Jackson	39	222	5.7	21	3
Duckworth	25	715	28.6	88t	4
James	23	206	9.0	31	0
Bendross	16	213	13.3	29	0
Egloff	11	92	8.4	17	0
McGee	9	76	8.4	43	2
Morris	5	20	4.0	9	0
Muncie	4	38	9.5	20	0
P. Johnson TM	2	7	3.5	7	0
Gissingner	1	3	3.0	3	0
Fouts	1	0	0.0	0	0
Chargers	401	4928	12.3	88t	25
Opponents	323	4303	13.3	75t	27

Interceptions	No.	Yds.	Avg.	Long	TD
Byrd	4	157	39.3	99t	2
Low	3	61	20.3	32t	1
B. Smith	3	41	13.7	21	0
King	2	52	26.0	37	0
Turner	2	43	21.5	43	0
Young	2	31	15.5	31	0
L. Williams	1	66	66.0	66t	1
Fox	1	36	36.0	36	0
Gregor	1	12	12.0	12	0
Chargers	19	499	26.3	99t	4
Opponents	21	180	8.6	31	0

Punting	No.	Yds.	Avg.	Net	TB	I-20	Lg.	B
Buford	66	2773	42.0	35.1	3	11	60	0
Chargers	66	2773	42.0	35.1	3	11	60	0
Opponents	73	2890	39.6	34.8	7	25	63	0

Punt Returns	Ret.	Yds.	Avg.	Lg.	TD
James	30	9	208	6.9	58t
Bird TM	1	0	4	4.0	4
Henderson	1	2	0	0.0	0
L. Smith TM	1	0	0	0.0	0
Chandler	0	1	0	-	0
Chargers	33	12	212	6.4	58t
Opponents	43	5	399	9.3	27

Kickoff Returns	Ret.	Yds.	Avg.	Long	TD
James	43	959	22.3	55	0
McGee	14	315	22.5	35	0
Bird TM	2	15	7.5	15	0
Egloff	2	20	10.0	11	0
Gofourth	1	0	0.0	0	0
Jackson	1	10	10.0	10	0
Chargers	63	1319	20.9	55	0
Opponents	72	1437	20.0	44	0

Field Goals	1-19	20-29	30-39	40-49	50+
Benirschke	1/1	4/6	3/4	8/11	1/4
Ricardo	0/0	1/1	1/1	1/1	0/0
Chargers	1/1	5/7	4/5	9/12	1/4
Opponents	0/0	2/2	5/9	8/9	4/5

Benirschke (28B) (43G) (23G) (51G,33G,48G) (86G,41G) (31G,25N,58N,39G) () () (23G) (49G,46N,43G) (46N) (29G,49N) (Young 30-9-39-8-1, Turner 30-6-36-4-0-1, Thrift 28-3-31-0-0-0, Henderson 24-3-27-1-0-0, Smith 23-2-26-6-0-0, Osby 20-2-22-0-0-0, Gregor 16-5-21-0-0-0, McPherson 12-7-19-4-0-1, Walters 13-4-17-3-0-0, Robinson 12-5-17-1-0-2, Preson 11-6-17-0-1-1, Williams 11-3-14-0-0-1, Bradley 9-5-14-2-0-0, Ackerman 7-3-10-0-0-0)

Passing	Att.	Comp.	Yds.	Comp. %	Yds./Att.	TD	TD%	Int.	Int. %	Long	Sack/Lost	Rating
Fouts	507	317	3740	.625	7.38	19	.037	17	.034	61t	29/228	83.4
Holohan	151	83	1163	.550	7.70	5	.033	3	.000	88t	7/57	82.7
Luther	2	1	25	.500	12.50	1	.500	0	.000	25t	0/0	135.4
James	2	0	.000	0.00	0.00	0	.000	1	.500	0	0/0	0.0
Chargers	662	401	4928	.606	7.44	25	.038	21	.032	88t	36/285	82.9
Opponents	531	323	4303	.608	8.10	27	.051	19	.036	75t	33/218	88.6

1983 FINAL STATISTICS

COMMUNITY

FRONT OFFICE

VETERANS

DRAFT PICKS
& FREE AGENTS

2020 IN
REVIEW

1983
STATISTICS

GENERAL
INFORMATION

(6-10 Overall) Fourth AFC West - Don Coryell Home (4-4); Away (2-6)

Date	W/L	Score	Opponent	Att.
09/04	L	29-41	New York Jets †	51,004
09/12	W	17-14	at Kansas City	62,150
09/18	L	31-34	at Seattle	61,714
09/25	L	24-30 OT	Cleveland †	49,482
10/02	W	41-34	at New York Giants	73,892
10/09	W	28-21	Seattle †	49,132
10/16	L	21-37	at New England	59,016
10/23	L	6-14	at Denver	74,581
10/31	L	24-27	Washington †	46,114
11/06	L	3-26	at Pittsburgh	58,191
11/13	W	24-23	Dallas †	46,192
11/20	L	14-44	at St. Louis	40,644
11/27	W	31-7	Denver †	43,650
12/01	L	10-42	L.A. Raiders †	47,760
12/11	W	41-38	Kansas City †	35,510
12/18	L	14-30	at L.A. Raiders	57,325

Team Statistics	Chargers	Opponents
TOTAL FIRST DOWNS	361	347
Rushing	106	137
Passing	230	187
Penalty	25	23
Third Down: Made/Att.	93/215	109/231
Third Down Pct.	.433	.472
Fourth Down: Made/Att.	10/21	8/15
Fourth Down Pct.	.476	.533
TOTAL NET YARDS	6197	5955
Avg. Per Game	387.3	372.2
Total Plays	1086	1127
Avg. Per Play	5.7	5.3
NET YARDS RUSHING	1536	2173
Avg. Per Game	96.0	135.8
Total Rushes	423	552
NET YARDS PASSING	4661	3782
Avg. Per Game	291.3	236.4
Sacked/Yards Lost	28/230	31/269
Gross Yards	4891	4051
Attempts/Completions	635/369	544/330
Completion Pct.	.581	.607
Had Intercepted	33	16
PUNTS/AVERAGE	63/43.9	70/39.7
NET PUNTING AVG.	36.6	36.1
PENALTIES/YARDS	115/961	111/953
FUMBLES/BALL LOST	42/22	26/17
TOUCHDOWNS		
Rushing	16	26
Passing	27	28
Returns	2	3
TIME OF POSSESSION	28:04	31:56

Score by Quarters	Q1	Q2	Q3	Q4	OT	PTS.
Chargers	92	92	75	99	0	358
Opponents	83	137	95	141	6	462

Scoring	TD	RU	PA	RT	PAT	FG	S	PTS.
Benirschke	0	0	0	0	43/45	15/24	0	88
Muncie	13	12	1	0	0/0	0/0	0	78
Winslow	8	0	8	0	0/0	0/0	0	48
Chandler	5	0	5	0	0/0	0/0	0	30
Duckworth	5	0	5	0	0/0	0/0	0	30
Brooks	3	3	0	0	0/0	0/0	0	18
Joiner	3	0	3	0	0/0	0/0	0	18
Sievers	3	0	3	0	0/0	0/0	0	18
Holohan	2	0	2	0	0/0	0/0	0	12
Fouts	1	1	0	0	0/0	0/0	0	6
Nelson	1	0	0	1	0/0	0/0	0	6
Young	1	0	0	1	0/0	0/0	0	6
Chargers	45	16	27	2	43/45	15/24	0	358
Opponents	57	26	28	3	54/56	22/29	0	462

2-Pt. Conversions: Chargers 0-0, Opponents 0-0

Sacks: King 8.0, Ferguson 5.0, Lowe 4.5, Johnson 3.0, B. Smith 3.0, Ackerman 1.5, Green 1.0, Henderson 1.0, McPherson 1.0, Young 1.0, Bradley 0.5, Elko 0.5, Chargers 31.0, Opponents 28.0

Rushing	No.	Yds.	Avg.	Long	TD
Muncie	235	886	3.8	34t	12
Brooks	127	516	4.1	61	3
S. Smith	24	91	3.8	20	0
Jackson	11	39	3.5	6	0
Chandler	2	25	12.5	23	0
Cappelletti	1	5	5.0	5	0
Mathison	1	0	0.0	0	0
Fouts	12	-5	-0.4	3	1
Sievers	1	-7	-7.0	-7	0
Luther	9	-14	-1.6	8	0
Chargers	423	1536	3.6	61	16
Opponents	552	2173	3.9	49t	26

Receiving	No.	Yds.	Avg.	Long	TD
Winslow	88	1172	13.3	46	8
Joiner	65	960	14.8	33t	3
Chandler	58	845	14.6	44t	5
Muncie	42	396	9.4	27	1
Sievers	33	452	13.7	28	3
Brooks	25	215	8.6	36	0
Holohan	23	272	11.8	35	2
Duckworth	20	422	21.1	59t	5
S. Smith	6	51	8.5	21	0
Jackson	5	42	8.4	10	0
Carr	2	36	18.0	23	0
Scales	2	28	14.0	14	0
Chargers	369	4891	13.3	59t	27
Opponents	330	4051	12.3	71t	28

Interceptions	No.	Yds.	Avg.	Long	TD
Walters	7	55	7.9	33	0
Young	2	49	24.5	40t	1
Fox	2	14	7.0	14	0
King	1	19	19.0	19	0
Preston	1	13	13.0	13	0
Green	1	3	3.0	3	0
Byrd	1	0	0.0	0	0
McPherson	1	0	0.0	0	0
Chargers	16	153	9.6	40t	1
Opponents	33	377	11.4	39	2

Punting	No.	Yds.	Avg.	Net	TB	I-20	Lg.	B
Buford	63	2763	43.9	36.6	8	13	60	0
Chargers	63	2763	43.9	36.6	8	13	60	0
Opponents	70	2780	39.7	36.1	2	27	55	1

Punt Returns	Ret.	FC	Yds.	Avg.	Lg.	TD
Brooks	18	4	137	7.6	30	0
Chandler	8	6	26	3.3	11	0
Fortune	4	0	16	4.0	9	0
Scales	2	0	34	17.0	30	0
Laird	1	0	0	0.0	0	0
Chargers	33	10	213	6.5	30	0
Opponents	35	5	299	8.5	28	0

Kickoff Returns	Ret.	Yds.	Avg.	Long	TD
Brooks	32	607	19.0	34	0
Laird	15	342	22.8	41	0
Jackson	11	201	18.3	32	0
McPherson	5	77	15.4	19	0
Jodai	3	45	15.0	18	0
Young	3	41	13.7	19	0
S. Smith	2	32	16.0	21	0
Scales	1	16	16.0	16	0
Sievers	1	6	6.0	6	0
B. Smith	1	10	10.0	10	0
Chargers	74	1377	18.6	41	0
Opponents	70	1426	20.4	64	0

Field Goals	1-19	20-29	30-39	40-49	50+
Benirschke	0/0	7/7	5/7	2/7	1/3
Chargers	0/0	7/7	5/7	2/7	1/3
Opponents	0/0	5/5	11/13	6/8	0/3

Benirschke (23G,46N) (51G,46N) (26G,46N) (37G,34N,41N,49N) (40G,37G)

() () (29G,30G,53N) (43G) (39G,52N) (37G) () (34N,20G) (24G) (27G,28G)

()

Passing	Att.	Comp.	Yds.	Comp.%	Yds./Att.	TD	TD%	Int.	Int.%	Long	Sack/Lost	Rating
Fouts	340	215	2975	.632	8.75	20	.059	15	.044	59t	14/107	92.5
Luther	287	151	1875	.526	6.53	7	.024	17	.059	46	13/120	56.6
Mathison	5	3	41	.600	8.20	0	.000	1	.200	25	0/0	49.6
Buford	1	0	0	.000	0.00	0	.000	0	.000	0	0/0	36.7
Holohan	1	0	0	.000	0.00	0	.000	0	.000	0	0/0	39.6
S. Smith	1	0	0	.000	0.00	0	.000	0	.000	0	0/0	39.6
Chandler	0	0	0	—	—	0	—	0	—	0	0/0	—
Chargers	635	369	4891	.581	7.70	27	.043	33	.052	59t	28/230	75.1
Opponents	544	330	4051	.607	7.45	28	.051	16	.029	71t	31/269	88.6

1982 FINAL STATISTICS

(6-3 Overall) Second AFC West - Don Coryell Home (3-1); Away (3-2); Postseason (1-1)

Date	W/L	Score	Opponent	Att.
09/12	W	23-3	at Denver	73,564
09/19	L	12-19	at Kansas City	60,514
11/22	L	24-28	at L.A. Raiders	42,162
11/28	W	30-20	Denver †	47,629
12/05	W	30-13	at Cleveland	54,064
12/11	W	41-37	at San Francisco	55,988
12/20	W	50-34	Cincinnati †	51,296
12/26	W	44-26	Baltimore †	49,711
01/02	L	34-41	L.A. Raiders †	51,612
AFC Wild Card Playoffs				
01/09	W	31-28	at Pittsburgh	53,546
AFC Divisional Playoffs				
01/16	L	13-34	at Miami	71,383

Team Statistics		Chargers	Opponents
TOTAL FIRST DOWNS			
Rushing		233	196
Passing		72	65
Penalty		145	119
Third Down: Made/Att.		16	12
Third Down Pct.		53/102	39/103
Fourth Down: Made/Att.		.520	.379
Fourth Down Pct.		0/1	7/11
TOTAL NET YARDS			
Avg. Per Game		404.8	325.3
Total Plays		449.8	361.4
Avg. Per Play		617	591
NET YARDS RUSHING			
Avg. Per Game		1121	961
Total Rushes		124.6	106.8
NET YARDS PASSING			
Avg. Per Game		267	230
Sacked/Yards Lost		2927	2292
Gross Yards		325.2	254.7
Attempts/Completions		12/94	19/145
Completion Pct.		3021	2437
Had Intercepted		338/208	342/233
PUNTS/AVERAGE			
NET PUNTING AVG.		23/37.7	27/44.9
FUMBLES/BALL LOST		31.4	34.6
TOUCHDOWNS		64/530	70/612
Rushing		17/8	19/12
Passing		34	25
Returns		15	10
TIME OF POSSESSION		0	5
		29:18	30:42

Score by Quarters		Q1	Q2	Q3	Q4	OT	PTS.
Chargers							
		51	90	83	64	0	288
Opponents							
		30	63	71	57	0	221

Scoring	TD	RU	PA	RT	PAT	FG	S	PTS.
Benirschke	0	0	0	0	32/34	16/22	0	80
Chandler	9	0	9	0	0/0	0/0	0	54
Muncie	9	8	1	0	0/0	0/0	0	54
Brooks	6	6	0	0	0/0	0/0	0	36
Winslow	6	0	6	0	0/0	0/0	0	36
Fitzkee	1	0	1	0	0/0	0/0	0	6
Fouts	1	1	0	0	0/0	0/0	0	6
Scales	1	0	1	0	0/0	0/0	0	6
Sievers	1	0	1	0	0/0	0/0	0	6
Johnson	0	0	0	0	0/0	0/0	1	2
Chargers	34	15	19	0	32/34	16/22	2	288
Opponents	25	10	10	5	23/24	16/19	0	221

2-Pt. Conversions: **Chargers 0-0**, **Opponents 0-0**

Sacks: Ferguson 4.5, Johnson 4.0, Ackerman 3.0, Kelcher 2.0, Lowe 2.0, Jones 1.5, King 1.0, W. Young 1.0, **Chargers 19.0**, **Opponents 12.0**

Rushing	No.	Yds.	Avg.	Long	TD
Muncie	138	569	4.1	27	8
Brooks	87	430	4.9	48t	6
Cappelletti	22	82	3.7	17	0
Chandler	5	32	6.4	21	0
Fouts	9	8	0.9	9	1
Jodat	3	7	2.3	3	0
R. Bell	2	6	3.0	4	0
Luther	1	-13	-13.0	-13	0
Chargers	267	1121	4.2	48t	15
Opponents	230	961	4.2	30	10

Receiving	No.	Yds.	Avg.	Long	TD
Winslow	54	721	13.4	40	6
Chandler	49	1032	21.1	66t	9
Joiner	36	545	15.1	43	0
Muncie	25	207	8.3	39	1
Brooks	13	66	5.1	12	0
Sievers	12	173	14.4	26	1
Cappelletti	7	48	6.9	22	0
Scales	6	105	17.5	29t	1
Fitzkee	3	47	15.7	18t	1
Duckworth	2	77	38.5	55	0
Jodat	1	0	0.0	0	0
Chargers	208	3021	14.5	66t	19
Opponents	233	2437	10.5	49	10

Interceptions	No.	Yds.	Avg.	Long	TD
Fox	4	103	25.8	35	0
Thrift	2	16	8.0	9	0
Williams	2	12	6.0	6	0
A. Young	2	9	4.5	9	0
Gregor	1	6	6.0	6	0
Lowe	1	2	2.0	2	0
Allen	1	0	0.0	0	0
Chargers	13	148	11.4	35	0
Opponents	12	262	21.8	62t	3

Punting	No.	Yds.	Avg.	Net	TB	I-20	Lg.	B
Buford	21	868	41.3	31.4	3	5	71	2
Chargers	23	868	37.7	31.4	3	5	71	2
Opponents	27	1213	44.9	34.6	7	3	60	0

Punt Returns	Ret.	FC	Yds.	Avg.	Lg.	TD
Brooks	12	4	138	11.5	29	0
Chandler	0	1	0	-	0	0
Chargers	12	5	138	11.5	29	0
Opponents	7	2	86	12.3	30	0

Kickoff Returns	Ret.	Yds.	Avg.	Long	TD
Brooks	33	749	22.7	47	0
A. Young	4	45	11.3	16	0
Jodat	3	45	15.0	16	0
Bauer	2	24	12.0	15	0
R. Bell	1	10	10.0	10	0
Gissingier	1	0	0.0	0	0
Sievers	1	17	17.0	17	0
Chargers	45	890	19.8	47	0
Opponents	51	991	19.4	36	0

Field Goals	1-19	20-29	30-39	40-49	50+
Benirschke	2/2	6/7	0/1	7/7	1/5
Chargers	2/2	6/7	0/1	7/7	1/5
Opponents	2/2	4/4	4/6	5/6	1/1

Benirschke (51G,24G,40G,50N,58N) (49G) (19G,33N) (41G,18G,42G) (24G) (25G, 50N,41G) (43G,26G) (45G,53N) (27G,23G,20N)

Passing	Att.	Comp.	Yds.	Comp.%	Yds./Att.	TD	TD%	Int.	Int.%	Long	Sack/Lost	Rating
Fouts	330	204	2883	.618	8.74	17	.052	11	.033	44t	12/94	93.3
Luther	4	2	55	.500	13.75	0	.000	1	.250	55	0/0	56.3
Muncie	3	2	83	.667	27.67	2	.667	0	.000	66t	0/0	149.3
Winslow	1	0	0	.000	0.00	0	.000	0	.000	0	0/0	39.6
Chargers	338	208	3021	.615	8.94	19	.056	12	.036	66t	12/94	94.6
Opponents	342	233	2437	.681	7.13	10	.029	13	.038	49	19/145	82.5

1981 FINAL STATISTICS

(10-6 Overall) First AFC West - Don Coryell
Home (5-3); Away (5-3); Postseason (1-1)

Date	W/L	Score	Opponent	Att.
09/07	W	44-14	at Cleveland	78,904
09/13	W	28-23	Detroit †	51,264
09/20	W	42-31	at Kansas City	63,866
09/27	L	24-42	at Denver	74,822
10/04	W	24-10	Seattle †	51,463
10/11	L	31-33	Minnesota †	50,708
10/18	W	43-14	at Baltimore	41,921
10/25	L	17-20 OT	at Chicago	52,906
11/01	W	22-20	Kansas City †	51,307
11/08	L	17-40	Cincinnati †	51,259
11/16	L	23-44	at Seattle	58,628
11/22	W	55-21	at Oakland	50,199
11/29	W	34-17	Denver †	51,533
12/06	L	27-28	Buffalo †	51,488
12/13	W	24-23	at Tampa Bay	67,388
12/21	W	23-10	Oakland †	52,279
AFC Divisional Playoffs				
01/02	W	41-38 OT	at Miami	73,735
AFC Championship Game				
01/10	L	7-27	at Cincinnati	46,302

Team Statistics	Chargers	Opponents
TOTAL FIRST DOWNS	379	365
Rushing	127	114
Passing	224	216
Penalty	28	35
Third Down: Made/Att.	108/221	93/220
Third Down Pct.	.489	.423
Fourth Down: Made/Att.	0/0	0/0
Fourth Down Pct.	.000	.000
TOTAL NET YARDS	6744	6136
Avg. Per Game	421.5	383.5
Total Plays	1129	1109
Avg. Per Play	6.0	5.5
NET YARDS RUSHING	2005	1825
Avg. Per Game	125.3	114.1
Total Rushes	481	491
NET YARDS PASSING	4739	4311
Avg. Per Game	296.2	269.4
Sacked/Yards Lost	19/134	47/384
Gross Yards	4873	4695
Attempts/Completions	629/368	571/313
Completion Pct.	.585	.548
Had Intercepted	18	23
PUNTS/AVERAGE	63/40.3	72/40.3
NET PUNTING AVG.	35.4	33.1
PENALTIES/YARDS	128/947	108/877
FUMBLES/BALL LOST	39/22	38/18
TOUCHDOWNS	61	48
Rushing	26	25
Passing	34	22
Returns	1	1
TIME OF POSSESSION	29:17	30:43

Score by Quarters	Q1	Q2	Q3	Q4	OT	PTS.
Chargers	101	157	95	125	0	478
Opponents	83	124	100	80	3	390

Scoring	TD	RU	PA	RT	PAT	FG	S	PTS.
Muncie	19	19	0	0	0/0	0/0	0	114
Benirschke	0	0	0	0	55/61	19/26	0	112
Winslow	10	0	10	0	0/0	0/0	0	60
Joiner	7	0	7	0	0/0	0/0	0	42
J. Brooks	6	3	3	0	0/0	0/0	0	36
Chandler TM	5	0	5	0	0/0	0/0	0	30
Cappelletti	5	4	1	0	0/0	0/0	0	30
Sievers	3	0	3	0	0/0	0/0	0	18
Smith TM	2	0	2	0	0/0	0/0	0	12
Bauer	1	0	1	0	0/0	0/0	0	6
Johnson	1	0	0	1	0/0	0/0	0	6
Scales	1	0	1	0	0/0	0/0	0	6
C. Williams	1	0	1	0	0/0	0/0	0	6
Chargers	61	26	34	1	55/61	19/26	0	478
Opponents	48	25	22	1	45/48	19/26	0	390

2-Pt. Conversions: Chargers 0-0, Opponents 0-0

Sacks: Chargers 47.0, Opponents 19.0

Passing	Att.	Comp.	Yds.	Comp.%	Yds./Att.	TD	TD%	Int.	Int.%	Long	Sack/Lost	Rating
Fouts	609	360	4802	.591	7.89	33	.054	17	.028	67t	19/134	90.6
Luther	15	7	68	.467	4.53	0	.000	1	.067	25	0/0	32.1
Chandler TM	2	0	0	.000	0.00	0	.000	0	.000	0	0/0	39.6
Winslow	2	0	0	.000	0.00	0	.000	0	.000	0	0/0	39.6
Muncie	1	1	3	100.0	3.00	1	100.0	0	.000	3t	0/0	118.8
Chargers	629	368	4873	.585	7.75	34	.054	18	.029	67t	19/134	89.2
Opponents	571	313	4695	.548	8.22	22	.039	23	.040	93t	47/384	78.1

Rushing	No.	Yds.	Avg.	Long	TD
Muncie	251	1144	4.6	73t	19
J. Brooks	109	525	4.8	28t	3
Cappelletti	68	254	3.7	30	4
Fouts	22	56	2.5	13	0
C. Williams	20	26	1.3	6	0
Bauer	2	7	3.5	4	0
Roberts	1	2	2.0	2	0
Chandler TM	5	-1	-0.2	9	0
Luther	3	-8	-2.7	-1	0
Chargers	481	2005	4.2	73t	26
Opponents	491	1825	3.7	28	25

Receiving	No.	Yds.	Avg.	Long	TD
Winslow	88	1075	12.2	67t	10
Joiner	70	1188	17.0	57	7
Chandler TM	52	857	16.5	51t	5
J. Brooks	46	329	7.2	29t	3
Muncie	43	362	8.4	32	3
Sievers	22	276	12.5	32	3
Scales	19	429	22.6	60t	1
C. Williams	12	108	9.0	15	1
Cappelletti	10	126	12.6	25	1
Smith TM	3	84	28.0	39t	2
B. Brooks TM	1	21	21.0	21	0
Holohan	1	14	14.0	14	0
Bauer	1	4	4.0	4t	1
Chargers	368	4873	13.2	67t	34
Opponents	313	4695	15.0	93t	22

Interceptions	No.	Yds.	Avg.	Long	TD
Buchanan	5	31	6.2	18	0
P. Shaw	3	50	16.7	23	0
Lowe	3	0	0.0	0	0
M. Williams	3	0	0.0	0	0
Edwards	2	45	22.5	39	0
Gregor	2	11	5.5	11	0
Johnson	1	41	41.0	36	1
King	1	28	28.0	28	0
Horn	1	12	12.0	12	0
Jones	1	6	6.0	6	0
Duncan	1	0	0.0	0	0
Chargers	23	224	9.7	39	1
Opponents	18	377	20.9	102t	1

Punting	No.	Yds.	Avg.	Net	B	I-20	Lg.	B
Roberts	62	2540	41.0	35.4	7	16	61	1
Chargers	63	2540	40.3	35.4	7	16	61	1
Opponents	72	2900	40.3	33.1	7	20	56	0

Punt Returns	Ret.	FC	Yds.	Avg.	Lg.	TD
J. Brooks	22	6	290	13.2	42	0
Chandler TM	5	3	79	15.8	30	0
Bauer	1	0	7	7.0	7	0
Edwards	1	0	1	1.0	1	0
Phillips	1	0	0	0.0	0	0
P. Shaw	1	0	1	1.0	1	0
M. Williams	0	1	0	-	-	0
Chargers	31	10	378	12.2	42	0
Opponents	31	7	168	5.4	21	0

Kickoff Returns	Ret.	Yds.	Avg.	Long	TD
J. Brooks	40	949	23.7	47	0
Chandler TM	8	125	15.6	30	0
P. Shaw	6	103	17.2	24	0
C. Williams	4	47	11.8	23	0
Gregor	3	47	15.7	20	0
Sievers	2	4	2.0	4	0
Smith TM	2	32	16.0	20	0
Thompson TM	2	44	22.0	25	0
Bauer	1	14	14.0	14	0
Beaudoin	1	31	31.0	31	0
Henderson	1	26	26.0	26	0
Chargers	70	1422	20.3	47	0
Opponents	88	1528	17.4	48	0

Field Goals	1-19	20-29	30-39	40-49	50+
Benirschke	2/2	7/7	5/8	3/4	2/5
Chargers	2/2	7/7	5/8	3/4	2/5
Opponents	1/2	7/7	9/9	2/5	0/3
Benirschke (50G,43G,32G)	()	(30N,50N)	(52G)	(47G)	(31N,39G)
(52N,18G)	(29G,19G,22G)	(37N,47G)	(32G)	()	(41N,50N)
(29G,27G)	(29G)				

1980 FINAL STATISTICS

(11-5 Overall) First AFC West - Don Coryell Home (6-2); Away (5-3); Postseason (1-1)

Date	W/L	Score	Opponent	Att.
09/07	W	34-13	at Seattle	62,042
09/14	W	30-24 OT	Oakland †	51,943
09/21	W	30-13	at Denver	74,970
09/28	W	24-7	at Kansas City	45,161
10/05	L	24-26	Buffalo †	51,982
10/12	L	24-38	at Oakland	44,826
10/19	W	44-7	at New York Giants †	50,397
10/26	L	31-42	at Dallas	60,639
11/02	W	31-14	at Cincinnati	46,406
11/09	L	13-20	Denver †	51,435
11/16	W	20-7	Kansas City †	50,248
11/20	W	27-24 OT	at Miami	63,013
11/30	W	22-21	Philadelphia †	51,567
12/07	L	17-40	at Washington	48,556
12/13	W	21-14	Seattle †	49,980
12/22	W	26-17	Pittsburgh †	51,785
AFC Divisional Playoffs				
01/03	W	20-14	Buffalo †	52,028
AFC Championship Game				
01/11	L	27-34	Oakland †	52,428

Team Statistics	Chargers	Opponents
TOTAL FIRST DOWNS	372	284
Rushing	106	101
Passing	244	156
Penalty	22	27
Third Down: Made/Att.	97/210	95/248
Third Down Pct.	46.2	38.3
Fourth Down: Made/Att.	0/0	0/0
Fourth Down Pct.	.000	.000
TOTAL NET YARDS	6410	4691
Avg. Per Game	400.6	293.2
Total Plays	1135	1057
Avg. Per Play	5.6	4.4
NET YARDS RUSHING	1879	1842
Avg. Per Game	117.4	115.1
Total Rushes	509	478
NET YARDS PASSING	4531	2849
Avg. Per Game	283.2	178.1
Sacked/Yards Lost	32/210	60/475
Gross Yards	4741	3324
Attempts/Completions	594/350	519/300
Completion Pct.	.589	.578
Had Intercepted	26	20
PUNTS/AVERAGE	61/38.5	86/40.4
NET PUNTING AVG.	31.6	34.8
PENALTIES/YARDS	109/912	104/880
FUMBLES/BALL LOST	40/22	39/18
TOUCHDOWNS	50	40
Rushing	18	18
Passing	30	18
Returns	2	4
TIME OF POSSESSION	29:41	30:19

Score by Quarters	Q1	Q2	Q3	Q4	OT	PTS.
Chargers	69	190	72	78	9	418
Opponents	54	76	85	112	0	327

Scoring	TD	RU	PA	RT	PAT	FG	S	PTS.
Benirschke	0	0	0	0	46/48	24/36	0	118
Jefferson	13	0	13	0	0/0	0/0	0	78
Winslow	9	0	9	0	0/0	0/0	0	54
Cappelletti	5	5	0	0	0/0	0/0	0	30
Muncie TM	4	4	0	0	0/0	0/0	0	24
Joiner	4	0	4	0	0/0	0/0	0	24
C. Williams	4	3	1	0	0/0	0/0	0	24
Thomas	3	3	0	0	0/0	0/0	0	18
Fouts	2	2	0	0	0/0	0/0	0	12
McCrary	2	0	2	0	0/0	0/0	0	12
Bauer	1	1	0	0	0/0	0/0	0	6
Edwards	1	0	0	1	0/0	0/0	0	6
Floyd	1	0	1	0	0/0	0/0	0	6
Low	1	0	0	1	0/0	0/0	0	6
Chargers	50	18	30	2	46/48	24/36	0	418
Opponents	40	18	4	39/40	16/34	0	327	

2-PT. Conversions: Chargers 0-0, Opponents 0-0

Sacks: Chargers 60.0, Opponents 32.0

Passing	Att.	Comp.	Yds.	Comp.%	Yds./Att.	TD	TD%	Int.	Int.%	Long	Sack/Lost	Rating
Fouts	589	348	4715	.591	8.01	30	.051	24	.041	65	32/210	84.7
Luther	3	2	26	.667	8.67	0	.000	1	.333	13	0/0	54.2
Thomas	2	0	0	.000	0.00	0	.000	1	.500	0	0/0	0.0
Chargers	594	350	4741	.589	7.98	30	.051	26	.044	65	32/210	83.0
Opponents	519	300	3324	.578	6.40	18	.035	20	.039	61	60/475	72.4

Rushing	No.	Yds.	Avg.	Long	TD
Muncie TM	135	659	4.9	53	4
Thomas	118	484	4.1	18	3
Cappelletti	101	364	3.6	46	5
Russell	97	258	2.7	13	3
Bauer	8	41	5.1	10	0
Bauer	10	34	3.4	7	1
Jefferson	1	16	16.0	16	0
Fouts	23	15	0.7	9	2
D. Woods TM	1	10	2.5	5	0
Luther	4	5	1.7	9	0
Fuller	2	0	0.0	0	0
Partridge	3	0	0.0	0	0
Harrington	4	-7	-1.7	1	0
Chargers	509	1879	3.7	53	18
Opponents	478	1842	3.9	89t	18

Receiving	No.	Yds.	Avg.	Long	TD
Winslow	89	1290	14.5	65	9
Jefferson	82	1340	16.3	58t	13
Joiner	71	1132	15.9	51	4
Thomas	29	218	7.5	27	0
C. Williams	26	230	8.8	26	1
Muncie TM	24	234	9.8	19	0
Cappelletti	13	112	8.6	12	0
McCrary	11	106	9.6	28t	2
Smith	4	48	12.0	24	0
Floyd	1	31	31.0	31t	1
Chargers	350	4741	13.5	65	30
Opponents	300	3324	11.1	61	18

Interceptions	No.	Yds.	Avg.	Long	TD
Edwards	5	122	24.4	68t	1
P. Shaw	4	50	12.5	25	0
Low	3	72	24.0	28	1
Buchanon	2	13	6.5	7	0
Laslavic	2	11	5.5	11	0
Kelcher	1	2	2.0	2	0
Stringert	1	0	0.0	0	0
Thriff	1	0	0.0	0	0
M. Williams	1	0	0.0	0	0
Chargers	20	270	13.5	68t	2
Opponents	26	419	16.1	51t	1

Punting	No.	Yds.	Avg.	Net	TB	I-20	Lg.	B
Partridge	60	2347	39.1	31.6	3	10	55	1
Chargers	61	2347	38.5	31.6	3	10	55	1
Opponents	86	3471	40.4	34.8	7	21	62	3

Punt Returns	Ret.	FC	Yds.	Avg.	Lg.	TD
Fuller	30	12	298	9.9	31	0
P. Shaw	5	0	20	4.0	6	0
Edwards	4	1	17	4.3	8	0
Floyd	1	0	0	0.0	0	0
Horn	1	0	0	0.0	0	0
Chargers	41	13	335	8.2	31	0
Opponents	43	5	359	8.3	42	0

Kickoff Returns	Ret.	Yds.	Avg.	Long	TD
Muncie TM	16	344	21.5	44	0
Fuller	15	289	19.3	30	0
Smith	10	186	18.6	27	0
Jackson TM	9	149	16.6	32	0
Duncan	5	85	17.0	22	0
Bauer	2	37	18.5	23	0
Laslavic	2	26	13.0	21	0
Cappelletti	1	0	0.0	0	0
Jefferson	1	0	0.0	0	0
Russell	1	19	19.0	19	0
Chargers	62	1135	18.3	44	0
Opponents	75	1617	21.6	53	0

Field Goals	1-19	20-29	30-39	40-49	50+
Benirschke	0/0	7/8	8/12	6/10	3/6
Chargers	0/0	7/8	8/12	6/10	3/6
Opponents	0/0	4/5	2/5	9/14	1/0
Benirschke	(41G,29G)	(52N,52G)	(53G,32G,42G)	(53G,32G,42G)	(40G)
Chargers	(37N,32G)	(30N,29G)	(43N,25G)	(50G)	(45N,45G)
Opponents	(52N,38N,30G,34G)	(50G,35N,43N,44N)	(37G,28G)	(34G)	(45G,42G)

1978 FINAL STATISTICS

(9-7 Overall) Fourth AFC West - Tommy Prothro (1-3); Don Coryell (8-4)
Home (5-3); Away (4-4)

Date	W/L	Score	Opponent	Att.
09/03	W	24-20	at Seattle	55,778
09/10	L	20-21	Oakland †	51,653
09/17	L	14-27	at Denver	74,983
09/24	L	3-24	Green Bay	42,755
10/01	L	23-28	at New England	60,781
10/08	W	23-0	Denver †	50,077
10/15	L	21-28	Miami	50,637
10/22	L	14-31	at Oakland	54,031
10/29	W	27-23	at Detroit	52,612
11/05	W	22-13	Cincinnati	43,639
11/12	W	29-23 OT	Kansas City	41,395
11/19	W	13-7	at Minnesota	38,859
11/26	L	0-23	at Kansas City	26,248
12/04	W	40-7	Chicago †	48,492
12/10	W	37-10	Seattle	49,975
12/17	W	45-24	at Houston	49,554

Team Statistics

	Chargers	Opponents
TOTAL FIRST DOWNS	315	273
Rushing	116	114
Passing	171	141
Penalty	28	18
Third Down: Made/Att.	96/233	81/218
Third Down Pct.	.412	.372
Fourth Down: Made/Att.	0/0	0/0
Fourth Down Pct.	.000	.000
TOTAL NET YARDS	5471	4559
Avg. Per Game	341.9	284.9
Total Plays	1099	1005
Avg. Per Play	5.0	4.5
NET YARDS RUSHING	2096	2208
Avg. Per Game	131.0	138.0
Total Rushes	590	510
NET YARDS PASSING	3375	2351
Avg. Per Game	210.9	146.9
Sacked/Yards Lost	32/191	54/474
Gross Yards	3566	2825
Attempts/Completions	477/271	441/237
Completion Pct.	.568	.537
Had Intercepted	30	22
PUNTS/AVERAGE	75/36.3	99/38.5
NET PUNTING AVG.	29.4	31.5
PENALTIES/YARDS	98/748	99/862
FUMBLES/BALL LOST	37/21	32/16
TOUCHDOWNS	44	40
Rushing	16	12
Passing	26	23
Returns	2	5
TIME OF POSSESSION	31:38	28:22

Score by Quarters

	Q1	Q2	Q3	Q4	OT	PTS.
Chargers	64	111	87	87	6	355
Opponents	58	112	47	92	0	309

Scoring

	TD	RU	PA	RT	PAT	FG	S	PTS.
Benirschke	0	0	0	0	37/43	18/22	0	91
Jefferson	13	0	13	0	0/0	0/0	0	78
Bauer	9	8	1	0	0/0	0/0	0	54
Mitchell	5	3	2	0	0/0	0/0	0	30
Burton	3	0	3	0	0/0	0/0	0	18
D. Woods	3	3	0	0	0/0	0/0	0	18
Curran	2	0	2	0	0/0	0/0	0	12
Fouts	2	2	0	0	0/0	0/0	0	12
Klein	2	0	2	0	0/0	0/0	0	12
Fuller	1	0	0	1	0/0	0/0	0	6
Johnson	1	0	0	1	0/0	0/0	0	6
Joiner	1	0	1	0	0/0	0/0	0	6
McCrary TM	1	0	1	0	0/0	0/0	0	6
McDonald	1	0	1	0	0/0	0/0	0	6
Chargers	44	16	26	2	37/43	18/22	0	355
Opponents	40	12	23	5	36/39	11/22	0	309

2-Pt. Conversions: Chargers 0-0, Opponents 0-0

Sacks: Chargers 54.0, Opponents 32.0

	No.	Yds.	Avg.	Long	TD
Rushing					
Mitchell	214	820	3.8	25	3
D. Woods	151	514	3.4	27	3
Bauer	85	304	3.6	37t	8
Matthews	71	286	4.0	28	0
C. Williams	27	76	2.8	12	0
Fouts	20	43	2.2	22	2
McCrary TM	2	18	9.0	16	0
Anderson	3	11	3.7	6	0
Barnes TM	3	8	0.7	4	0
Harris	10	7	0.7	9	0
Jefferson	1	7	7.0	7	0
Rodgers	1	5	5.0	5	0
West	1	0	0.0	0	0
Olander	1	-3	-3.0	-3	0
Chargers	590	2096	3.6	37t	16
Opponents	510	2208	4.3	58	12

Receiving

	No.	Yds.	Avg.	Long	TD
Mitchell	57	500	8.8	55t	2
Jefferson	56	1001	17.9	46t	13
Klein	34	413	12.4	24	2
D. Woods	34	295	8.7	29	0
Joiner	33	607	18.4	46	1
Matthews	11	78	7.1	13	0
Bauer	10	78	7.8	14t	1
Owens	9	188	20.9	41	0
Curran	9	92	10.2	20	2
Burton	5	127	25.4	55t	3
Rodgers	5	47	9.4	12	0
McDonald	3	84	28.0	37t	1
Barnes TM	2	13	6.5	7	0
McCrary TM	1	29	29.0	29t	1
C. Williams	1	17	17.0	17	0
Anderson	1	-3	-3.0	-3	0
Chargers	271	3566	13.2	55t	26
Opponents	237	2825	11.9	64t	23

Interceptions

	No.	Yds.	Avg.	Long	TD
Fuller	4	44	11.0	23	1
Edwards	3	43	14.3	24	0
M. Williams	3	23	7.7	23	0
Stringert	2	4	2.0	2	0
P. Shaw	2	0	0.0	0	0
Johnson	1	52	52.0	52t	1
Lowie	1	16	16.0	16	0
Dove	1	4	4.0	4	0
King	1	3	3.0	3	0
Middleton	1	2	2.0	2	0
Goode	1	0	0.0	0	0
Horn	1	0	0.0	0	0
Kelcher	1	0	0.0	0	0
Chargers	22	191	8.7	52t	2
Opponents	30	470	15.7	77t	2

Punting

	No.	Yds.	Avg.	Net	TB	I-20	Lg.	B
West	73	2720	37.3	29.4	8	22	59	2
Chargers	75	2720	36.3	29.4	8	22	59	2
Opponents	99	3808	38.5	31.5	5	15	69	0

Punt Returns

	Ret.	FC	Yds.	Avg.	Lg.	TD
Fuller	39	10	436	11.2	34	0
Rodgers	11	5	88	8.0	15	0
P. Shaw	4	3	46	11.5	16	0
Goode	1	0	0	0.0	0	0
Owens	1	0	20	20.0	20	0
M. Williams	1	1	0	0.0	0	0
Chargers	57	19	590	10.4	34	0
Opponents	37	9	356	9.6	75t	1

Kickoff Returns

	Ret.	Yds.	Avg.	Long	TD
Owens	20	524	26.2	77	0
Rodgers	11	287	26.1	36	0
Anderson	6	83	13.8	21	0
C. Williams	6	143	23.8	33	0
Fuller	5	109	21.8	32	0
Horn	2	27	13.5	16	0
D. Woods	2	37	18.5	19	0
Klein	1	13	13.0	13	0
Macek	1	6	6.0	6	0
Middleton	1	5	5.0	5	0
Preston	1	15	15.0	15	0
Slater	1	3	3.0	3	0
Stringert	1	0	0.0	0	0
Chargers	58	1252	21.6	77	0
Opponents	69	1457	21.1	48	0

Field Goals

	1-19	20-29	30-39	40-49	50+
Benirschke	2/2	9/10	4/6	3/4	0/0
Chargers	2/2	9/10	4/6	3/4	0/0
Opponents	0/0	3/5	5/5	3/11	0/1

Benirschke (18G) (28B) () (43G) (41G,38N) (28G,20G,24G) () (31N) (27G,32G) (26G,20G,40N,37G) (28G) () () (32G,44G) (37G,26G,27G) (19G)

	Passing	Att.	Comp.	Yds.	Comp.%	Yds./Att.	TD	TD%	Int.	Int.%	Long	Sack/Lost	Rating
Fouts	381	224	2999	.588	7.87	24	.063	20	.052	55t	22/130	83.0	
Harris	88	42	518	.477	5.89	2	.023	9	.102	34t	8/43	34.4	
Olander	8	5	49	.625	6.13	0	0.000	1	.125	22	2/18	40.1	
Chargers	477	271	3566	.568	7.48	26	.055	30	.063	55t	32/191	72.5	
Opponents	441	237	2825	.537	6.41	23	.052	22	.050	22	54/474	70.2	

1977 FINAL STATISTICS

(7-7 Overall) Third AFC West - Tommy Prothro
Home (3-4); Away (4-3)

Date	W/L	Score	Opponent	Att.
09/18	L	0-24	at Oakland	51,022
09/25	W	23-7	at Kansas City	56,146
10/02	W	24-3	Cincinnati	40,352
10/09	W	14-0	at New Orleans	53,942
10/16	L	20-24	New England	50,327
10/23	L	16-21	Kansas City	33,010
10/30	W	14-13	at Miami	40,670
11/06	L	0-20	at Detroit	72,559
11/15	L	14-17	Denver	45,211
11/20	W	12-7	Oakland	50,887
11/27	W	30-28	at Seattle	58,994
12/04	W	37-14	Cleveland	37,312
12/11	L	9-17	at Denver	74,905
12/18	L	9-10	Pittsburgh	50,727

Team Statistics	Chargers	Opponents
TOTAL FIRST DOWNS	235	228
Rushing	93	102
Passing	121	105
Penalty	21	21
Third Down: Made/Att.	77/194	75/193
Third Down Pct.	.397	.389
Fourth Down: Made/Att.	0/0	0/0
Fourth Down Pct.	.000	.000
TOTAL NET YARDS	4005	3652
Avg. Per Game	286.1	260.9
Total Plays	891	882
Avg. Per Play	4.5	4.1
NET YARDS RUSHING	1761	1927
Avg. Per Game	125.8	137.6
Total Rushes	488	508
NET YARDS PASSING	2244	1725
Avg. Per Game	160.3	123.2
Sacked/Yards Lost	24/198	44/363
Gross Yards	2442	2088
Attempts/Completions	369/206	330/172
Completion Pct.	.558	.521
Had Intercepted	20	21
PUNTS/AVERAGE	73/37.1	76/40.6
NET PUNTING AVG.	31.1	32.4
PENALTIES/YARDS	97/813	87/831
FUMBLES/BALL LOST	29/11	28/10
TOUCHDOWNS	25	26
Rushing	10	11
Passing	11	14
Returns	4	1
TIME OF POSSESSION	30:13	29:47

Score by Quarters	Q1	Q2	Q3	Q4	OT	PTS.
Chargers	70	65	29	58	0	222
Opponents	37	34	52	82	0	205

Scoring	TD	RU	PA	RT	PAT	FG	S	PTS.
Benirschke	0	0	0	0	21/24	17/23	0	72
Joiner	6	0	6	0	0/0	0/0	0	36
Young	4	4	0	0	0/0	0/0	0	24
Dean	2	0	0	2	0/0	0/0	0	12
Dorsey	2	0	2	0	0/0	0/0	0	12
Fuller	2	1	0	1	0/0	0/0	0	12
Harris	2	2	0	0	0/0	0/0	0	12
C. Williams	2	2	0	0	0/0	0/0	0	12
D. Woods	2	1	1	0	0/0	0/0	0	12
Bauer	1	0	1	0	0/0	0/0	0	6
Jones	1	0	0	1	0/0	0/0	0	6
Klein	1	0	1	0	0/0	0/0	0	6
Chargers	25	10	11	4	21/24	17/23	0	222
Opponents	26	11	14	1	25/26	8/13	0	205

2-Pt. Conversions: Chargers 0-0, Opponents 0-0

Sacks: Chargers 44.0, Opponents 24.0

Rushing	No.	Yds.	Avg.	Long	TD
Young	157	543	3.5	15	4
D. Woods	118	405	3.4	29t	1
J. Washington	62	217	3.5	19	0
C. Williams	50	215	4.3	46	2
Matthews	43	193	4.5	22	0
Barnes	24	70	2.9	7	0
Rodgers	3	44	14.7	33	0
Olander	7	30	4.3	17	0
Fouts	6	13	2.2	11	0
Harris	10	13	1.3	12	2
Fuller	1	7	7.0	7t	1
Bauer	4	4	1.0	3	0
Owens	1	3	3.0	3	0
Curran	1	2	2.0	2	0
Munson	1	2	2.0	2	0
Chargers	488	1761	3.6	46	10
Opponents	508	1927	3.8	35	11

Receiving	No.	Yds.	Avg.	Long	TD
Young	48	423	8.8	28	0
Joiner	35	542	15.5	32t	6
J. Washington	31	244	7.9	29	0
Klein	20	244	12.2	41	1
D. Woods	18	218	12.1	78	1
McDonald	13	174	13.4	22	0
Rodgers	12	187	15.6	43	0
Dorsey	10	198	19.8	67t	2
Curran	10	123	12.3	20	0
Matthews	3	41	13.7	23	0
C. Williams	3	20	6.7	9	0
Bauer	1	15	15.0	15t	1
Barnes	1	10	10.0	10	0
West	1	3	3.0	3	0
Chargers	206	2442	11.9	78	11
Opponents	172	2088	12.1	74t	14

Interceptions	No.	Yds.	Avg.	Long	TD
Fuller	5	61	12.2	37	0
Stringert	4	64	16.0	29	0
Duren	4	45	11.3	25	0
M. Williams	3	36	12.0	36	0
Dove	1	32	32.0	32	0
Lowie	1	28	28.0	28	0
Dean	1	22	22.0	22t	1
Jones	1	17	17.0	17t	1
Horn	1	12	12.0	12	0
Chargers	21	317	15.1	37	2
Opponents	20	109	5.5	20	0

Punting	No.	Yds.	Avg.	Net	TB	I-20	Lg.	B
West	72	2707	37.6	31.1	3	10	59	1
Chargers	73	2707	37.1	31.1	3	10	59	1
Opponents	76	3084	40.6	32.4	5	13	65	0

Punt Returns	Ret.	FC	Yds.	Avg.	Lg.	TD
Fuller	28	2	360	12.9	88t	1
Rodgers	15	0	158	10.5	52	0
Dove	1	0	3	3.0	3	0
C. Williams	1	0	0	0.0	0	0
M. Williams	1	0	0	0.0	0	0
P. Shaw	0	1	0	-	-	0
Chargers	46	3	521	11.3	88t	1
Opponents	40	6	378	9.5	37	0

Kickoff Returns	Ret.	Yds.	Avg.	Long	TD
C. Williams	24	481	20.0	32	0
Owens	8	132	16.5	19	0
Rodgers	4	66	16.5	33	0
Joiner	1	8	8.0	8	0
Middleton	1	20	20.0	20	0
D. Woods	1	27	27.0	27	0
Chargers	39	734	18.8	33	0
Opponents	47	952	20.3	40	0

Field Goals	1-19	20-29	30-39	40-49	50+
Benirschke	0/0	5/5	6/9	6/8	0/1
Chargers	0/0	5/5	6/9	6/8	0/1
Opponents	0/0	3/3	4/5	1/4	0/1

Benirschke () (31G,32B) (37N,42G) () () (40G,47G,24G) (46B) (47N) (31B,51N) (22G,46G) (40G,26G,39G) (35G,36G,24G) (46G,32G,27G) (38G)

Passing	Att.	Comp.	Yds.	Comp.%	Yds./Att.	TD	TD%	Int.	Int.%	Long	Sack/Lost	Rating
Harris	211	109	1240	.517	5.88	5	.024	11	.052	78	12/106	55.8
Fouts	109	69	869	.633	7.97	4	.037	6	.055	67t	10/77	77.4
Munson	31	20	225	.645	7.26	1	.032	1	.032	28	1/11	83.4
Olander	16	7	76	.438	4.75	0	.000	2	.125	15	1/4	18.8
J. Washington	1	1	32	100.0	32.00	1	100.0	0	.000	32t	0/0	158.3
D. Woods	1	0	0	.000	0.00	0	.000	0	.000	0	0/0	39.6
Chargers	369	206	2442	.558	6.62	11	.030	20	.054	78	24/198	63.5
Opponents	330	172	2088	.521	6.33	14	.042	21	.064	74t	44/363	59.5

1975 FINAL STATISTICS

COMMUNITY

FRONT OFFICE

VETERANS

DRAFT PICKS & FREE AGENTS

2020 IN REVIEW

1975 STATISTICS

GENERAL INFORMATION

(2-12 Overall) Fourth AFC West - Tommy Prothro
Home (1-6); Away (1-6)

Date	W/L	Score	Opponent	Att.
09/21	L	0-37	Pittsburgh	35,853
09/28	L	17-33	at Houston	33,765
10/05	L	0-6	Oakland	31,095
10/12	L	10-13 OT	Los Angeles	37,382
10/19	L	10-12	Kansas City	26,469
10/26	L	0-25	at Oakland	42,796
11/01	L	24-35	at New York Giants	52,032
11/09	L	19-33	New England	24,349
11/16	L	17-27	Denver	26,048
11/23	L	13-28	at Minnesota	43,737
11/30	L	10-13 OT	at Denver	44,982
12/07	W	28-20	at Kansas City	46,888
12/15	W	24-16	New York Jets	49,706
12/21	L	17-47	at Cincinnati	46,474

Team Statistics	Chargers	Opponents
TOTAL FIRST DOWNS	198	312
Rushing	98	154
Passing	89	139
Penalty	11	19
Third Down: Made/Att.	54/188	110/217
Third Down Pct.	.287	.507
Fourth Down: Made/Att.	0/1	0/1
Fourth Down Pct.	.000	.000
TOTAL NET YARDS	3411	4952
Avg. Per Game	243.6	353.7
Total Plays	821	1022
Avg. Per Play	4.2	4.8
NET YARDS RUSHING	1801	2442
Avg. Per Game	128.6	174.4
Total Rushes	434	606
NET YARDS PASSING	1610	2510
Avg. Per Game	115.0	179.3
Sacked/Yards Lost	50/388	26/209
Gross Yards	1998	2719
Attempts/Completions	337/165	390/237
Completion Pct.	.490	.608
Had Intercepted	17	20
PUNTS/AVERAGE	79/36.8	56/39.8
NET PUNTING AVG.	31.1	30.4
PENALTIES/YARDS	84/705	81/686
FUMBLES/BALL LOST	32/12	34/14
TOUCHDOWNS	22	40
Rushing	14	21
Passing	7	16
Returns	1	3
TIME OF POSSESSION	34:24	25:36

Score by Quarters	Q1	Q2	Q3	Q4	OT	PTS.
Chargers	37	54	55	43	0	189
Opponents	90	102	69	78	6	345

Scoring	TD	RU	PA	RT	PAT	FG	S	PTS.
Wersching	0	0	0	0	20/21	12/24	0	56
Young	6	5	1	0	0/0	0/0	0	36
Matthews	3	3	0	0	0/0	0/0	0	18
McDonald	3	0	3	0	0/0	0/0	0	18
Fouts	2	2	0	0	0/0	0/0	0	12
Garrison	2	0	2	0	0/0	0/0	0	12
Scarber	2	1	1	0	0/0	0/0	0	12
D. Woods	2	2	0	0	0/0	0/0	0	12
T. Baker	1	1	0	0	0/0	0/0	0	6
Fuller	1	0	0	1	0/0	0/0	0	6
Curran	0	0	0	0	0/0	0/0	0	1
Chargers	22	14	7	1	20/21	12/24	0	189
Opponents	40	21	16	3	35/39	22/34	2	345

2-Pt. Conversions: Chargers 0-0, Opponents 0-0

Sacks: Chargers 26.0, Opponents 50.0

Passing	Att.	Comp.	Yds.	Comp.%	Yds./Att.	TD	TD%	Int.	Int.%	Long	Sack/Lost	Rating
Fouts	195	106	1396	.544	7.16	2	.020	10	.051	57	25/197	59.3
Freitas	110	49	525	.445	4.77	5	.045	5	.045	42	20/138	55.3
Douglass TM	27	7	53	.259	1.96	0	.000	1	.037	22	4/43	24.2
Carter TM	5	3	24	.600	4.80	0	.000	1	.200	11	1/10	32.5
Chargers	337	165	1998	.490	5.93	7	.021	17	.050	57	50/388	53.5
Opponents	390	237	2719	.608	6.97	16	.041	20	.051	60t	26/209	74.1

Rushing	No.	Yds.	Avg.	Long	TD
Young	138	577	4.2	48t	5
D. Woods	87	317	3.6	17	2
Matthews	71	254	3.6	24	3
Fouts	23	170	7.4	32	2
T. Baker	42	131	3.1	18	1
Bonner	28	120	4.3	12	0
Douglass TM	10	42	4.2	9	0
Scarber	15	68	4.5	18	1
Freitas	11	56	5.1	17	0
Garrison	3	30	10.0	20	0
Curran	3	21	7.0	12	0
Carter TM	2	11	5.5	9	0
Atkins	1	4	4.0	4	0
Chargers	434	1801	4.1	48t	14
Opponents	606	2442	4.0	46t	21

Receiving	No.	Yds.	Avg.	Long	TD
Curran	45	619	13.8	39	0
Garrison	27	438	16.2	40	2
Young	21	166	7.9	16	1
McDonald	19	298	15.7	57	3
D. Woods	13	101	7.8	22	0
Scarber	12	68	5.7	12	1
Matthews	9	59	6.6	22	0
Sweet	8	147	18.4	52	0
T. Baker	6	27	4.5	7	0
Briscoe TM	2	5	12.5	14	0
Bonner	2	8	4.0	5	0
Bradley	1	42	42.0	42	0
Chargers	165	1998	12.1	57	7
Opponents	237	2719	11.5	60t	16

Interceptions	No.	Yds.	Avg.	Long	TD
Fletcher	6	100	16.7	45	0
M. Williams	4	67	16.8	40	0
Colbert	2	10	5.0	10	0
Graham	2	5	2.5	4	0
Goode	1	37	37.0	37	0
Mahalic	1	3	3.0	3	0
Fuller	1	1	1.0	1	0
Beauchamp TM	1	0	0.0	0	0
Rice	1	0	0.0	0	0
S. Williams	1	0	0.0	0	0
Chargers	20	223	11.2	45	0
Opponents	17	371	21.8	81	1

Punting	No.	Yds.	Avg.	Net	TB	I-20	Lg.	B
Partee	79	2910	36.8	31.1	4	0	56	1
Chargers	79	2910	36.8	31.1	4	0	56	1
Opponents	56	2227	39.8	30.4	4	0	64	0

Punt Returns	Ret.	FC	Yds.	Avg.	Lg.	TD
Fuller	36	0	410	11.4	52	1
Colbert	2	0	32	16.0	23	0
Chargers	38	0	442	11.6	52	1
Opponents	48	9	373	7.8	32	0

Kickoff Returns	Ret.	Yds.	Avg.	Long	TD
Fuller	31	725	23.4	34	0
Young	15	323	21.5	34	0
Smith	8	222	27.8	41	0
Andrews	6	93	15.5	27	0
Colbert	5	91	18.2	26	0
Curran	3	28	9.3	15	0
Markovich	1	0	0.0	0	0
Chargers	69	1482	21.5	41	0
Opponents	40	1101	27.5	64	0

Field Goals	1-19	20-29	30-39	40-49	50+
Wersching	0/0	4/4	5/9	3/9	0/2
Chargers	0/0	4/4	5/9	3/9	0/2
Opponents	2/2	12/14	6/6	2/11	0/1

Wersching () (53N,29G) () (38N,42N,36G) (36N,49N,36G) (34N) (26G) (41G,49N,30G,25G,37G) (22G) (47N) (34G) (30N) (46N,49N,45G) (52N,43G)

1973 FINAL STATISTICS

(2-11-1 Overall) Fourth AFC West - Harland Svare (1-6-1); Ron Waller

(1-5)
Home (2-5); Away (0-6-1)

Date	W/L	Score	Opponent	Att.
09/16	L	0-38	at Washington	53,589
09/23	W	34-7	Buffalo	47,588
09/30	L	13-20	Cincinnati	46,733
10/07	L	21-38	at Pittsburgh	48,795
10/14	L	17-27	Oakland	50,672
10/21	L	0-41	Atlanta	41,527
10/28	T	16-16	at Cleveland	68,244
11/04	L	0-19	Kansas City	50,234
11/11	L	19-30	at Denver	51,034
11/18	W	17-14	New Orleans	34,848
11/25	L	3-31	at Oakland	40,195
12/02	L	14-30	at New England	58,150
12/09	L	28-42	Denver	44,954
12/16	L	6-33	at Kansas City	43,755

Team Statistics		Chargers	Opponents
TOTAL FIRST DOWNS			
Rushing		198	267
Passing		88	125
Penalty		93	124
Third Down: Made/Att.		17	18
Third Down Pct.		63/184	84/184
Fourth Down: Made/Att.		.342	.457
Fourth Down Pct.		0/2	3/3
TOTAL NET YARDS			
Avg. Per Game		362.2	451.8
Total Plays		258.7	322.7
Avg. Per Play		831	926
NET YARDS RUSHING		4.4	4.9
Avg. Per Game		1814	2264
Total Rushes		129.6	161.7
NET YARDS PASSING		431	559
Avg. Per Game		1808	2254
Sacked/Yards Lost		129.1	161.0
Gross Yards		37/321	26/219
Attempts/Completions		2129	2473
Completion Pct.		363/161	341/177
Had Intercepted		.444	.519
PUNTS/AVERAGE			
NET PUNTING AVG.		72/41.1	60/43.1
PENALTIES/YARDS		35.8	35.3
FUMBLES/BALL LOST		74/628	68/579
TOUCHDOWNS		41/21	51/18
Rushing		22	46
Passing		9	23
Returns		9	18
TIME OF POSSESSION		4	5
		23:34	36:26

Score by Quarters	Q1	Q2	Q3	Q4	OT	PTS.
Chargers	29	61	34	64	0	188
Opponents	95	102	93	96	0	386

Scoring	TD	RU	PA	RT	PAT	FG	S	PTS.
Wersching	0	0	0	0	13/15	11/25	0	46
Holmes	7	7	0	0	0/0	0/0	0	42
LeVias	3	0	3	0	0/0	0/0	0	18
Garrison	2	0	2	0	0/0	0/0	0	12
Smith	2	0	0	2	0/0	0/0	0	12
Thaxton	2	0	2	0	0/0	0/0	0	12
Partee	0	0	0	6/6	1/2	0	9	9
Bacon	1	0	0	1	0/0	0/0	0	6
Edwards	1	1	0	0	0/0	0/0	0	6
Garrett	1	0	1	0	0/0	0/0	0	6
C. Jones	1	1	0	0	0/0	0/0	0	6
Rice TM	1	0	0	1	0/0	0/0	0	6
Thomas	1	0	1	0	0/0	0/0	0	6
Holliday	0	0	0	0	0/0	0/0	0	1
Chargers	22	9	9	4	19/21	12/27	0	188
Opponents	46	23	18	5	42/45	22/38	1	386

2-Pt. Conversions: Chargers 0-0, Opponents 0-0

Sacks: Chargers 26.0, Opponents 37.0

Passing	Att.	Comp.	Yds.	Comp.%	Yds./Att.	TD	TD%	Int.	Int.%	Long	Sack/Lost	Rating
Fouts	194	87	1126	.448	5.80	6	.031	13	.067	69t	14/129	46.0
Clark	90	40	532	.444	5.91	0	.000	9	.100	54	9/96	24.2
Unitas	76	34	471	.447	6.20	3	.039	7	.092	51	14/96	40.0
Holliday	2	0	0	.000	0.00	0	.000	1	.500	0	0/0	0.0
Garrett	1	0	0	.000	0.00	0	.000	0	.000	0	0/0	39.6
Chargers	363	161	2129	.444	5.87	9	.025	30	.083	69t	37/321	37.3
Opponents	341	177	2473	.519	7.25	18	.053	16	.047	78t	26/219	73.6

Rushing	No.	Yds.	Avg.	Long	TD
Edwards	133	609	4.6	50	1
Garrett	114	467	4.1	68	0
Holmes	78	289	3.7	24	7
C. Jones	55	170	3.1	38	1
Clark	13	86	6.6	16	0
Holliday	6	70	11.7	22	0
Thomas	22	48	2.2	12	0
LeVias	2	33	16.5	22	0
Fouts	7	32	4.6	16	0
Norman	1	10	10.0	10	0
Chargers	431	1814	4.2	68	9
Opponents	559	2264	4.1	47	23

Receiving	No.	Yds.	Avg.	Long	TD
LeVias	30	536	17.9	69t	3
Edwards	25	164	6.6	28	0
Holmes	19	151	7.9	30	0
Garrett	15	124	8.3	30	1
Garrison	14	292	20.9	51	2
Holliday	14	182	13.0	36	0
Norman	13	200	15.4	24	0
C Jones	7	125	17.9	37	0
Thaxton	7	119	17.0	31	2
Williams TM	7	118	16.9	30	0
Thomas	7	51	7.3	37	1
McGee	3	67	22.3	50	0
Chargers	161	2129	13.2	69t	9
Opponents	177	2473	14.0	78t	18

Interceptions	No.	Yds.	Avg.	Long	TD
Howard	5	25	5.0	25	0
Stratton	3	46	15.3	23	0
Bacon	1	80	80.0	80t	1
Salter	1	20	20.0	20	0
Gersbach	1	9	9.0	9	0
Rossovich	1	9	9.0	9	0
Rice TM	1	8	8.0	8	0
Smith	1	4	4.0	4	0
Rogers	1	3	3.0	3	0
Redman	1	1	1.0	1	0
Chargers	16	205	12.8	80t	1
Opponents	30	532	17.7	81	0

Punting	No.	Yds.	Avg.	Net	TB	I-20	Lg.	B
Partee	72	2958	41.1	35.8	6	0	62	3
Chargers	72	2958	41.1	35.8	6	0	62	3
Opponents	60	2586	43.1	35.3	3	0	63	0

Punt Returns	Ret.	FC	Yds.	Avg.	Lg.	TD
Smith	27	5	352	13.0	84t	2
McGee	6	4	56	9.3	28	0
Chargers	33	9	408	12.4	84t	2
Opponents	35	10	257	7.3	29	0

Kickoff Returns	Ret.	Yds.	Avg.	Long	TD
Smith	36	947	26.3	70	0
McGee	20	423	21.2	50	0
C. Jones	10	217	21.7	40	0
Douglas	1	0	0.0	0	0
East	1	8	8.0	8	0
Rogers	1	4	4.0	4	0
Wenzel	1	0	0.0	0	0
Holliday	0	-2	-	-2	0
Chargers	70	1597	22.8	70	0
Opponents	35	862	24.6	92t	1

Field Goals	1-19	20-29	30-39	40-49	50+
Wersching	4/4	5/6	2/5	0/8	0/2
Partee	1/1	0/1	0/0	0/0	0/0
Chargers	5/5	5/7	2/5	0/8	0/2
Opponents	7/7	4/6	7/10	4/15	0/0

Wersching () (49N,23N) (49N,39G,13G) (45N) (50N,27G) (38B,52N) (42N,48B, 11G,8G,16G) () (35N,26G,38G) (46N,35N,28G) () (47B) () (45N,22G,26G) Partee () () () () () () () () (23N,14G) () ()

1972 FINAL STATISTICS

(4-9-1 Overall) Fourth AFC West - Harland Svare
Home (2-5); Away (2-4-1)

Date	W/L	Score	Opponent	Att.
09/17	L	3-34	at San Francisco	59,438
09/24	W	37-14	Denver	49,048
10/01	T	17-17	at Oakland	53,455
10/08	W	23-20	at Baltimore	55,459
10/15	L	10-24	at Miami	80,010
10/22	L	20-34	at Detroit	54,371
10/29	L	14-26	Kansas City	54,533
11/05	L	28-34	Dallas	54,476
11/13	L	17-21	Cleveland	54,205
11/19	W	27-17	at Kansas City	79,011
11/26	W	34-20	Houston	46,289
12/03	L	19-21	Oakland	54,611
12/10	L	13-38	at Denver	51,478
12/17	L	2-24	Pittsburgh	52,873

Team Statistics	Chargers	Opponents
TOTAL FIRST DOWNS	262	244
Rushing	123	99
Passing	116	124
Penalty	23	21
Third Down: Made/Att.	79/166	58/135
Third Down Pct.	.476	.430
Fourth Down: Made/Att.	2/4	2/2
Fourth Down Pct.	.500	100.0
TOTAL NET YARDS	4299	3881
Avg. Per Game	307.1	277.2
Total Plays	904	819
Avg. Per Play	4.8	4.7
NET YARDS RUSHING	1995	1673
Avg. Per Game	142.5	119.5
Total Rushes	504	435
NET YARDS PASSING	2304	2208
Avg. Per Game	164.6	157.7
Sacked/Yards Lost	23/212	26/233
Gross Yards	2516	2441
Attempts/Completions	377/192	358/201
Completion Pct.	.509	.561
Had Intercepted	28	24
PUNTS/AVERAGE	45/40.3	56/38.4
NET PUNTING AVG.	34.6	34.1
PENALTIES/YARDS	87/789	75/679
FUMBLER/BALL LOST	40/20	26/10
TOUCHDOWNS	30	41
Rushing	12	18
Passing	15	18
Returns	3	5
TIME OF POSSESSION	34:17	21:26

Score by Quarters	Q1	Q2	Q3	Q4	OT	PTS.
Chargers	51	81	33	99	0	264
Opponents	75	96	85	88	0	344

Scoring	TD	RU	PA	RT	PAT	FG	S	PTS.
Partee	0	0	0	0	26/28	15/25	0	71
Edwards	7	5	2	0	0/0	0/0	0	42
Garrett	7	6	1	0	0/0	0/0	0	42
Garrison	7	0	7	0	0/0	0/0	0	42
Williams	3	0	3	0	0/0	0/0	0	18
Dicus	2	0	2	0	0/0	0/0	0	12
McClard	0	0	0	0	2/2	3/6	0	11
Beauchamp	1	0	0	1	0/0	0/0	0	6
Hadl	1	1	0	0	0/0	0/0	0	6
Mauck	1	0	0	1	0/0	0/0	0	6
Taylor	1	0	0	1	0/0	0/0	0	6
Costa	0	0	0	0	0/0	0/0	1	2
Chargers	30	12	15	3	28/30	18/31	1	264
Opponents	41	18	18	5	41/41	19/28	0	344

2-Pt. Conversions: Chargers 0-0, Opponents 0-0

Sacks: Chargers 26.0, Opponents 23.0

Rushing	No.	Yds.	Avg.	Long	TD
Garrett	272	1031	3.8	41t	6
Edwards	157	679	4.3	31t	5
Hadl	22	99	4.5	17	1
L. White	23	75	3.3	12	0
Taylor	13	58	4.5	17	0
Dragon	9	30	3.3	7	0
Carter	1	25	25.0	25	0
Williams	1	14	14.0	14	0
Norman	1	9	9.0	9	0
Garrison	2	-6	-3.0	0	0
Clark	2	-8	-4.0	-3	0
Dicus	1	-11	-11.0	-11	0
Chargers	504	1995	4.0	41t	12
Opponents	435	1673	3.8	63t	18

Receiving	No.	Yds.	Avg.	Long	TD
Garrison	52	744	14.3	52t	7
Edwards	40	557	13.9	61	2
Garrett	31	245	7.9	27t	1
Norman	19	262	13.8	30	0
Dicus	18	227	12.6	46t	2
Williams	14	315	22.5	62	3
Mackey	11	110	10.0	21	0
L. White	3	20	6.7	8	0
Carter	2	24	12.0	14	0
LeVias	1	8	8.0	8	0
Hadl	1	4	4.0	4	0
Chargers	192	2516	13.1	62	15
Opponents	201	2441	12.1	45t	18

Interceptions	No.	Yds.	Avg.	Long	TD
Salter	7	111	15.9	31	0
Beauchamp	6	96	16.0	47t	1
Dunlap	5	67	13.4	25	0
Babich	2	9	4.0	9	0
Redman	1	14	14.0	14	0
Barnes	1	9	9.0	9	0
Caffey	1	4	4.0	4	0
Rossovich	1	0	0.0	0	0
Chargers	24	310	12.9	47t	1
Opponents	28	229	8.2	34	0

Punting	No.	Yds.	Avg.	Net	TB	I-20	Lg.	B
Partee	45	1813	40.3	34.6	5	0	65	0
Chargers	45	1813	40.3	34.6	5	0	65	0
Opponents	56	2153	38.4	34.1	3	0	60	2

Punt Returns	Ret.	FC	Yds.	Avg.	Lg.	TD
Dunlap	19	11	179	9.4	21	0
Garrett	2	1	10	5.0	10	0
LeVias	1	0	-4	-4.0	-4	0
Taylor	1	0	0	0.0	0	0
Detwiler	0	5	0	—	—	0
Chargers	23	17	185	8.0	21	0
Opponents	17	11	157	9.2	65t	1

Kickoff Returns	Ret.	Yds.	Avg.	Long	TD
Taylor	31	676	21.8	41	0
Dunlap	12	271	22.6	35	0
Berry	7	138	19.7	26	0
Detwiler	4	94	23.5	26	0
R. Jones	3	41	13.7	17	0
Sykes	2	44	22.0	24	0
Beauchamp	1	0	0.0	0	0
Williams	0	9	—	9	0
Chargers	60	1273	21.2	41	0
Opponents	53	1225	23.1	94t	1

Field Goals	1-19	20-29	30-39	40-49	50+
Partee	5/5	3/3	2/6	4/8	1/3
McClard	0/0	1/1	0/0	2/4	0/1
Chargers	5/5	4/4	2/6	6/12	1/4
Opponents	2/2	7/8	4/8	5/9	1/1

Partee (30G) (45G,11G) (41G) (51G,40G,28G) (12G,40N) () (39N,47N,39N)
 (50B) (26G) (40N,46G,24G) (48N,31G,11G) (38N,51N,33N,15G,18G) () ()
 McClard () (47G) (50B) () () () (45N,47N) () () () () (26G,48G) ()

Passing	Att.	Comp.	Yds.	Comp.%	Yds./Att.	TD	TD%	Int.	Int.%	Long	Sack/Lost	Rating
Hadl	370	190	2449	.514	6.62	15	.041	26	.070	61	19/187	56.7
Clark	6	2	67	.333	11.17	0	.000	2	.333	62	2/9	36.8
Garrett	1	0	0	.000	0.00	0	.000	0	.000	0	2/16	39.6
Chargers	377	192	2516	.509	6.67	15	.040	28	.074	62	23/212	54.6
Opponents	358	201	2441	.561	6.82	18	.050	24	.067	45t	26/233	66.1

1971 FINAL STATISTICS

(6-8 Overall) Third AFC West - Sid Gillman (4-6); Harland Svare (2-2)
Home (6-1); Away (0-7)

Date	W/L	Score	Opponent	Att.
09/19	W	21-14	Kansas City	54,061
09/26	L	0-34	Oakland	54,084
10/03	L	17-21	at Pittsburgh	44,339
10/10	L	10-31	at Kansas City	50,514
10/17	L	16-20	at Denver	51,200
10/23	W	20-3	Buffalo	49,261
10/31	W	49-21	New York Jets	44,786
11/07	L	17-35	at New York Giants	62,905
11/15	W	20-17	St. Louis	46,486
11/21	L	33-34	at Oakland	54,681
11/28	L	0-31	at Cincinnati	59,580
12/05	W	30-14	Minnesota	54,505
12/12	W	45-17	Denver	44,347
12/19	L	33-49	at Houston	35,959

Team Statistics	Chargers	Opponents
TOTAL FIRST DOWNS	264	272
Rushing	86	143
Passing	147	114
Penalty	31	15
Third Down: Made/Att.	74/173	73/170
Third Down Pct.	.428	.429
Fourth Down: Made/Att.	1/1	1/1
Fourth Down Pct.	100.0	100.0
TOTAL NET YARDS	4738	4558
Avg. Per Game	338.4	325.6
Total Plays	859	859
Avg. Per Play	5.5	5.3
NET YARDS RUSHING	1604	2296
Avg. Per Game	114.6	164.0
Total Rushes	390	493
NET YARDS PASSING	3134	2262
Avg. Per Game	223.9	161.6
Sacked/Yards Lost	19/171	19/177
Gross Yards	3305	2439
Attempts/Completions	450/244	347/193
Completion Pct.	.542	.556
Had Intercepted	28	22
PUNTS/AVERAGE	55/43.5	67/43.7
NET PUNTING AVG.	40.6	39.0
PENALTIES/YARDS	81/895	84/887
FUMBLES/BALL LOST	30/15	27/10
TOUCHDOWNS	37	44
Rushing	11	25
Passing	23	15
Returns	3	4
TIME OF POSSESSION	30:00	25:43

Score by Quarters	Q1	Q2	Q3	Q4	OT	PTS.
Chargers	40	94	73	104	0	311
Opponents	62	95	94	90	0	341

Scoring	TD	RU	PA	RT	PAT	FG	S	PTS.
Partee	0	0	0	0	36/37	17/29	0	87
Garrett	7	4	3	0	0/0	0/0	0	42
Queen	7	4	3	0	0/0	0/0	0	42
Garrison	6	0	6	0	0/0	0/0	0	36
Parks	4	0	4	0	0/0	0/0	0	24
Montgomery	3	1	2	0	0/0	0/0	0	18
Gillette	2	0	2	0	0/0	0/0	0	12
Babich	1	0	1	0	0/0	0/0	0	6
Barnes	1	0	0	1	0/0	0/0	0	6
Burns	1	1	0	0	0/0	0/0	0	6
Dicus	1	0	1	0	0/0	0/0	0	6
Fletcher	1	0	0	1	0/0	0/0	0	6
Hadl	1	1	0	0	0/0	0/0	0	6
LeVias	1	0	1	0	0/0	0/0	0	6
Norman	1	0	1	0	0/0	0/0	0	6
White	0	0	0	0	0/0	0/0	1	2
Chargers	37	11	23	3	36/37	17/29	1	311
Opponents	44	25	15	4	43/43	11/24	0	341

2-Pt. Conversions: Chargers 0-0, Opponents 0-0

Sacks: Chargers 19.0, Opponents 19.0

Passing	Att.	Comp.	Yds.	Comp.%	Yds./Att.	TD	TD%	Int.	Int.%	Long	Sack/Lost	Rating
Hadl	431	233	3075	.541	7.13	21	.049	25	.058	77t	16/145	68.9
Domres	12	7	97	.583	8.08	1	.083	3	.250	25t	3/26	72.6
Montgomery	6	3	80	.555	13.33	1	.167	0	.000	33	0/0	135.4
Garrett	1	1	53	100.0	53.00	0	.000	0	.000	53	0/0	118.8
Chargers	450	244	3305	.542	7.34	23	.051	28	.062	77t	19/171	69.0
Opponents	347	193	2439	.556	7.03	15	.043	22	.063	62t	19/177	65.7

Rushing	No.	Yds.	Avg.	Long	TD
Garrett	140	591	4.2	36	4
Queen	95	318	3.3	41	4
Montgomery	60	226	3.8	26	1
Burns	61	223	3.7	25	1
Parks	5	77	15.4	54	0
Hadl	18	75	4.2	37	1
LeVias	4	73	18.3	38	0
Ray	2	15	7.5	8	0
Partee	1	7	7.0	7	0
Norman	1	1	1.0	1	0
Domres	1	0	0.0	0	0
Garrison	1	0	0.0	0	0
Dicus	1	-2	-2.0	-2	0
Chargers	390	1604	4.1	54	11
Opponents	493	2296	4.7	57	25

Receiving	No.	Yds.	Avg.	Long	TD
Garrison	42	889	21.2	77t	6
Parks	41	609	14.9	56t	4
Garrett	41	283	6.9	40	3
Montgomery	28	361	12.9	39t	2
Norman	27	358	13.3	30	1
Queen	23	270	11.7	54	3
LeVias	21	265	12.6	37t	1
Gillette	10	147	14.7	25t	2
Dicus	6	89	14.8	29	1
Burns	3	22	7.3	10	0
Strozier	1	6	6.0	6	0
Tanner	1	6	6.0	6	0
Chargers	244	3305	13.5	77t	23
Opponents	193	2439	12.6	62t	15

Interceptions	No.	Yds.	Avg.	Long	TD
Salter	6	48	8.0	44	0
Beauchamp	4	95	23.8	52	0
Howard	4	47	11.8	29	0
Fletcher	3	63	21.0	36t	1
Barnes	2	57	28.5	36t	1
Hill	2	7	3.5	7	0
Redman	1	0	0.0	0	0
Chargers	22	317	14.4	52	2
Opponents	28	339	12.1	35t	4

Punting	No.	Yds.	Avg.	Net	TB	I-20	Lg.	B
Partee	55	2392	43.5	40.6	6	0	73	0
Chargers	55	2392	43.5	40.6	6	0	73	0
Opponents	67	2931	43.7	39.0	5	0	62	0

Punt Returns	Ret.	FC	Yds.	Avg.	Lg.	TD
LeVias	22	8	145	6.6	19	0
Fletcher	12	5	68	5.7	18	0
Garrett	3	0	2	0.7	4	0
Chargers	37	13	215	5.8	19	0
Opponents	20	17	40	2.0	12	0

Kickoff Returns	Ret.	Yds.	Avg.	Long	TD
LeVias	24	559	23.3	71	0
Fletcher	11	217	19.7	25	0
Salter	8	172	21.5	29	0
Burns	2	19	9.5	15	0
Rogers	1	20	20.0	20	0
Sweeney	1	13	13.0	13	0
Thomas	1	0	0.0	0	0
Wilkinson	1	0	0.0	0	0
Chargers	49	1000	20.4	71	0
Opponents	55	1245	22.6	63	0

Field Goals	1-19	20-29	30-39	40-49	50+
Partee	5/5	6/6	1/3	4/12	1/3
Chargers	5/5	6/6	1/3	4/12	1/3
Opponents	3/3	1/5	3/6	4/9	0/1

Partee (48N,48N) (37N,51N,48N) (21G) (43G) (43N,41G,20G,35G) (9G,10G) () (28G) (42N,25G,45G) (14G) (51N) (33N,48N,12G,43G,22G) (43N,9G) (42B,50G,20G)

1970 FINAL STATISTICS

(5-6-3 Overall) Third AFC West - Charlie Waller
Home (2-3-2); Away (3-3-1)

Date	W/L	Score	Opponent	Att.
09/20	L	14-16	Baltimore	47,782
09/27	T	27-27	Oakland	42,109
10/04	L	10-37	at Los Angeles	69,564
10/12	L	20-22	Green Bay	53,064
10/18	W	20-7	at Chicago	45,278
10/25	T	31-31	Houston	41,427
11/01	W	27-10	at Cleveland	80,047
11/08	W	24-21	Denver	48,327
11/15	L	16-14	at Boston	30,597
11/22	L	17-20	at Oakland	54,594
11/29	L	14-26	at Kansas City	50,315
12/06	L	14-17	Cincinnati	41,461
12/13	T	17-17	at Denver	50,959
12/20	W	31-13	Kansas City	41,379

Team Statistics	Chargers	Opponents
TOTAL FIRST DOWNS	231	245
Rushing	83	106
Passing	119	117
Penalty	29	22
Third Down: Made/Att.	67/173	69/179
Third Down Pct.	.387	.385
Fourth Down: Made/Att.	4/9	3/5
Fourth Down Pct.	.444	.600
TOTAL NET YARDS	3953	4182
Avg. Per Game	282.4	298.7
Total Plays	839	872
Avg. Per Play	4.7	4.8
NET YARDS RUSHING	1450	1967
Avg. Per Game	103.6	140.5
Total Rushes	395	480
NET YARDS PASSING	2503	2215
Avg. Per Game	178.8	158.2
Sacked/Yards Lost	57/433	27/207
Gross Yards	2936	2422
Attempts/Completions	387/192	365/207
Completion Pct.	.496	.567
Had Intercepted	19	9
PUNTS/AVERAGE	74/42.8	64/44.1
NET PUNTING AVG.	37.5	39.5
PENALTIES/YARDS	79/852	89/998
FUMBLE/BALL LOST	19/6	21/15
TOUCHDOWNS	35	30
Rushing	9	15
Passing	24	13
Returns	2	2
TIME OF POSSESSION	17:09	38:34

Score by Quarters	Q1	Q2	Q3	Q4	OT	PTS.
Chargers	30	96	65	91	0	282
Opponents	36	111	68	63	0	278

Scoring	TD	RU	PA	RT	PAT	FG	S	PTS.
Garrison	12	0	12	0	0/0	0/0	0	72
Mercer	0	0	0	0	34/35	12/19	0	70
Frazier	8	1	6	1	0/0	0/0	0	48
Alworth	4	0	4	0	0/0	0/0	0	24
R. Smith	3	3	0	0	0/0	0/0	0	18
Garrett TM	2	1	1	0	0/0	0/0	0	12
Queen	2	1	1	0	0/0	0/0	0	12
Detwiler	1	0	0	1	0/0	0/0	0	6
Hadl	1	1	0	0	0/0	0/0	0	6
Hubbert	1	1	0	0	0/0	0/0	0	6
Post	1	1	0	0	0/0	0/0	0	6
J. Owens	0	0	0	0	0/0	0/0	1	2
Chargers	35	9	24	2	34/35	12/19	1	282
Opponents	30	15	13	2	29/30	23/40	0	278

2-Pt. Conversions: Chargers 0-0, Opponents 0-0

Sacks: Chargers 27.0, Opponents 57.0

Rushing	No.	Yds.	Avg.	Long	TD
Queen	77	261	3.4	19	1
Post	74	225	3.0	18	1
Garrett TM	46	146	3.2	22	1
Hadl	28	188	6.7	34	1
Hubbert	49	175	3.6	11	1
R. Smith	52	163	3.1	21	3
Frazier	5	120	24.0	70	1
Foster	32	84	2.6	15	0
D. Smith	14	42	3.0	15	0
Domres	14	39	2.8	7	0
Garrison	4	7	1.7	10	0
Chargers	395	1450	3.7	70	9
Opponents	480	1967	4.1	42	15

Receiving	No.	Yds.	Avg.	Long	TD
Garrison	44	1006	22.9	67	12
Frazier	38	497	13.1	51	6
Alworth	35	608	17.4	80t	4
Queen	20	236	11.8	65t	1
Garrett TM	10	127	12.7	44t	1
Post	13	113	8.7	30	0
Foster	10	92	9.2	48	0
Hubbert	7	44	6.3	11	0
R. Smith	5	44	8.8	11	0
D. Smith	4	65	16.3	42	0
Eber	2	43	21.5	31	0
Strozier	2	40	20.0	28	0
Gillette	2	21	10.5	12	0
Chargers	192	2936	15.3	80t	24
Opponents	207	2422	11.7	61t	13

Interceptions	No.	Yds.	Avg.	Long	TD
Barnes	3	22	7.3	15	0
Howard	2	19	9.5	19	0
Tolbert	2	19	9.5	19	0
Beauchamp	1	25	25.0	25	0
DeLong	1	5	5.0	5	0
Chargers	9	90	10.0	25	0
Opponents	19	235	12.4	25	0

Punting	No.	Yds.	Avg.	Net	TB	I-20	Lg.	B
Partee	65	2852	43.9	38.7	4	0	62	1
Mercer	8	283	35.4	28.6	0	0	42	0
Hadl	1	30	30.0	30.0	0	0	30	0
Chargers	74	3165	42.8	37.5	4	0	62	1
Opponents	64	2822	44.1	39.5	6	0	61	0

Punt Returns	Ret.	FC	Yds.	Avg.	Lg.	TD
Fletcher	16	2	137	8.6	17	0
R. Smith	9	8	31	3.4	13	0
Duncan	5	4	10	2.0	8	0
Detwiler	1	1	-5	-5.0	-5	0
Chargers	31	15	173	5.6	17	0
Opponents	34	20	312	9.2	79t	1

Kickoff Returns	Ret.	Yds.	Avg.	Long	TD
Duncan	19	410	21.6	41	0
Fletcher	17	382	22.5	30	0
Beauchamp	1	0	0.0	0	0
Hill	1	0	0.0	0	0
Moss TM	1	0	0.0	0	0
T. Owens	1	0	0.0	0	0
Queen	1	12	12.0	12	0
R. Smith	1	9	9.0	9	0
Chargers	42	813	19.4	41	0
Opponents	52	1153	22.2	52	0

Field Goals	1-19	20-29	30-39	40-49	50+
Mercer	3/3	1/3	5/5	3/8	0/0
Chargers	3/3	1/3	5/5	3/8	0/0
Opponents	10/12	6/8	4/6	1/12	2/2

Mercer (46B) (48G,39G) (30G) (47N,16G,39G) () (45G) (45N,37G,12G) (38G) (45N)

23N,25N) (11G) () (47N) (42G) (27G)

Passing	Att.	Comp.	Yds.	Comp.%	Yds./Att.	TD	TD%	Int.	Int.%	Long	Sack/Lost	Rating
Hadl	327	162	2388	.495	7.30	22	.067	15	.046	67	42/327	77.1
Domres	55	28	491	.509	8.93	2	.036	4	.073	80t	13/93	63.5
Foster	3	1	9	.333	3.00	0	.000	9	1/8	1/8	0/0	42.4
Clark	2	1	48	.500	24.00	0	.000	0	.000	48	0/0	95.8
Garrett TM	0	0	0	—	—	0	—	0	—	—	1/5	—
Chargers	387	192	2936	.496	7.59	24	.062	19	.049	80t	57/433	75.3
Opponents	365	207	2422	.567	6.64	13	.036	9	.025	61t	27/207	78.6

1969 FINAL STATISTICS

(8-6 Overall) Third AFL West - Sid Gillman (4-5); Charlie Waller (4-1)
Home (5-2); Away (3-4)

Date	W/L	Score	Opponent	Att.
09/14	L	9-27	Kansas City	47,988
09/21	L	20-34	at Cincinnati	26,243
09/28	W	34-27	New York (AFL)	54,042
10/04	W	21-14	Cincinnati	52,748
10/11	W	21-14	at Miami	34,585
10/19	W	13-10	at Boston	18,346
10/26	L	12-24	Oakland	54,008
11/02	L	0-13	at Denver	45,511
11/09	L	3-27	at Kansas City	51,104
11/16	L	16-21	at Oakland	54,372
11/23	W	45-24	Denver	34,664
11/27	W	21-17	at Houston	40,065
12/07	W	28-18	Boston	33,146
12/14	W	45-6	Buffalo	47,582

Team Statistics	Chargers	Opponents
TOTAL FIRST DOWNS	275	232
Rushing	119	71
Passing	131	148
Penalty	25	13
Third Down: Made/Att.	0/0	0/0
Third Down Pct.	.000	.000
Fourth Down: Made/Att.	0/0	0/0
Fourth Down Pct.	.000	.000
TOTAL NET YARDS	4611	4237
Avg. Per Game	329.4	302.6
Total Plays	932	824
Avg. Per Play	4.9	5.1
NET YARDS RUSHING	1985	1442
Avg. Per Game	141.8	103.0
Total Rushes	455	366
NET YARDS PASSING	2626	2795
Avg. Per Game	187.6	199.6
Sacked/Yards Lost	33/301	35/280
Gross Yards	2927	3075
Attempts/Completions	444/208	423/241
Completion Pct.	.468	.570
Had Intercepted	21	31
PUNTS/AVERAGE	71/44.6	76/40.3
NET PUNTING AVG.	38.3	36.0
PENALTIES/YARDS	63/731	71/791
FUMBLES/BALL LOST	27/13	13/6
TOUCHDOWNS	35	34
Rushing	18	11
Passing	13	22
Returns	4	1
TIME OF POSSESSION	30:00	30:00

Score by Quarters	Q1	Q2	Q3	Q4	OT	PTS.
Chargers	57	92	71	68	0	288
Opponents	45	84	75	72	0	276

Scoring	TD	RU	PA	RT	PAT	FG	S	PTS.
Partee	0	0	0	0	33/33	15/28	0	78
Garrison	7	0	7	0	0/0	0/0	0	42
Post	6	6	0	0	0/0	0/0	0	36
Alworth	4	0	4	0	0/0	0/0	0	24
Domres	4	4	0	0	0/0	0/0	0	24
Hubbert	4	4	0	0	0/0	0/0	0	24
Graham	2	0	0	2	0/0	0/0	0	12
Hadl	2	2	0	0	0/0	0/0	0	12
Smith	2	2	0	0	0/0	0/0	0	12
Briggs	1	0	0	1	0/0	0/0	0	6
Duncan	1	0	0	1	0/0	0/0	0	6
Eber	1	0	1	0	0/0	0/0	0	6
Foster	1	0	1	0	0/0	0/0	0	6
Chargers	35	18	13	4	33/33	15/28	0	288
Opponents	34	11	22	1	31/33	13/25	0	276

2-Pt. Conversions: Chargers 0-0, Opponents 1-1

Sacks: Chargers 35.0, Opponents 33.0

Passing	Att.	Comp.	Yds.	Comp.%	Yds./Att.	TD	TD%	Int.	Int.%	Long	Sack/Lost	Rating
Hadl	324	158	2253	.488	6.95	10	.031	11	.034	76t	18/190	67.8
Domres	112	47	631	.420	5.63	2	.018	10	.089	55	14/101	29.3
Foster	5	2	39	.400	7.80	1	.200	0	.000	30t	0/0	107.5
Post	2	1	4	.500	2.00	0	.000	0	.000	4	0/0	56.3
Hubbert	1	0	0	.000	0.00	0	.000	0	.000	0	0/0	39.6
Mikolajewski	0	0	0	—	—	0	—	0	—	0	1/10	—
Chargers	444	208	2927	.468	6.59	13	.029	21	.047	76t	33/301	58.6
Opponents	423	241	3075	.570	7.27	22	.052	31	.073	80t	35/280	66.7

Rushing	No.	Yds.	Avg.	Long	TD
Post	182	873	4.8	60	6
Hubbert	94	333	3.5	24	4
Foster	64	236	3.7	24	0
Smith	51	211	4.1	16	2
Domres	19	145	7.6	22	4
Hadl	26	109	4.2	17	2
Sayers	14	53	3.8	8	0
Alworth	5	25	5.0	16	0
Chargers	455	1985	4.4	60	18
Opponents	366	1442	3.9	49	11

Receiving	No.	Yds.	Avg.	Long	TD
Alworth	64	1003	15.7	76t	4
Garrison	40	804	20.1	50	7
Post	24	235	9.8	46	0
Frazier	17	205	12.1	50	0
Foster	14	83	5.9	28	1
Hubbert	11	43	3.9	18	0
Queen	10	148	14.8	42	0
Smith	10	144	14.4	55	0
Eber	9	141	15.7	43	1
Mackinnon	7	82	11.7	23	0
Trapp	2	39	19.5	24	0
Chargers	208	2927	14.1	76t	13
Opponents	241	3075	12.8	80t	22

Interceptions	No.	Yds.	Avg.	Long	TD
Hill	7	92	13.1	27	0
Duncan	6	118	19.7	72t	1
Howard	6	50	8.3	19	0
Barnes	5	64	12.8	25	0
Graham	4	112	28.0	65t	2
Bruggers	1	5	5.0	5	0
Redman	1	3	3.0	3	0
Campbell	1	0	0.0	0	0
Chargers	31	444	14.3	72t	3
Opponents	21	265	12.6	43	0

Punting	No.	Yds.	Avg.	Net	TB	I-20	Lg.	B
Partee	71	3169	44.6	38.3	8	0	62	0
Chargers	71	3169	44.6	38.3	8	0	62	0
Opponents	76	3059	40.3	36.0	1	0	62	0

Punt Returns	Ret.	FC	Yds.	Avg.	Lg.	TD
Duncan	27	7	280	10.4	38	0
Graham	3	24	15	5.0	9	0
Smith	3	0	5	5.0	5	0
Trapp	0	1	0	—	—	0
Chargers	31	32	300	9.7	38	0
Opponents	30	7	291	9.7	45	0

Kickoff Returns	Ret.	Yds.	Avg.	Long	TD
Duncan	21	587	28.0	52	0
Smith	6	138	23.0	27	0
Post	4	74	18.5	27	0
Fetherston	3	0	0.0	0	0
Sayers	2	42	21.0	21	0
Briggs	1	0	0.0	0	0
Foster	1	1	1.0	1	0
Huey	1	0	0.0	0	0
Chargers	39	842	21.6	52	0
Opponents	53	1238	23.4	38	0

Field Goals	1-19	20-29	30-39	40-49	50+
Partee	4/4	5/8	3/9	2/6	1/1
Chargers	4/4	5/8	3/9	2/6	1/1
Opponents	2/3	3/4	5/7	3/8	0/3

Partee (50G) (49N,33N,29G,14G) (37N,42G,27G) (34N,27N,43B) (41B) (28N,12G,28G) (35N,25G,46G) () (39N,25G) (30N,18G,31G,14G) (33G) (25B) () (48N,33G)

1968 FINAL STATISTICS

(9-5 Overall) Third AFL West - Sid Gillman
Home (4-3); Away (5-2)

Date	W/L	Score	Opponent	Att.
09/06	W	29-13	Cincinnati	33,687
09/21	W	30-14	Houston	46,217
09/29	W	31-10	at Cincinnati	28,642
10/05	L	20-23	at New York (AFL)	63,786
10/13	W	23-14	at Oakland	53,257
10/20	W	55-24	Denver	42,953
10/27	L	20-27	at Kansas City	50,344
11/03	W	34-28	Miami	37,284
11/10	W	27-17	at Boston	19,278
11/17	W	21-6	at Buffalo	27,993
11/24	L	15-37	New York (AFL)	51,175
12/01	W	47-23	at Denver	35,312
12/08	L	3-40	Kansas City	51,174
12/15	L	27-34	Oakland	40,698

Team Statistics	Chargers	Opponents
TOTAL FIRST DOWNS	270	225
Rushing	93	90
Passing	164	118
Penalty	13	17
Third Down: Made/Att.	0/0	0/0
Third Down Pct.	.000	.000
Fourth Down: Made/Att.	0/0	0/0
Fourth Down Pct.	.000	.000
TOTAL NET YARDS	5388	4333
Avg. Per Game	384.9	309.5
Total Plays	893	893
Avg. Per Play	5.9	4.9
NET YARDS RUSHING	1765	1641
Avg. Per Game	126.1	117.2
Total Rushes	428	439
NET YARDS PASSING	3623	2692
Avg. Per Game	258.8	192.3
Sacked/Yards Lost	18/190	24/204
Gross Yards	3813	2896
Attempts/Completions	472/225	430/217
Completion Pct.	.477	.505
Had Intercepted	33	20
PUNTS/AVERAGE	56/40.7	74/42.3
NET PUNTING AVG.	34.7	37.0
PENALTIES/YARDS	72/654	63/692
FUMBLES/BALL LOST	20/12	26/15
TOUCHDOWNS	12	13
Rushing	29	20
Passing	4	3
Returns	4	3
TIME OF POSSESSION	21:26	38:34

Score by Quarters	Q1	Q2	Q3	Q4	OT	PTS.
Chargers	74	136	58	114	0	382
Opponents	59	106	78	67	0	310

Scoring	TD	RU	PA	RT	PAT	FG	S	PTS.
Partee	0	0	0	0	40/43	22/32	0	106
Allworth	10	0	10	0	0/0	0/0	0	62
Garrison	10	0	10	0	0/0	0/0	0	60
MacKinnon	6	0	6	0	0/0	0/0	0	38
Smith	4	4	0	0	0/0	0/0	0	24
Frazier	3	0	3	0	0/0	0/0	0	18
Post	3	3	0	0	0/0	0/0	0	18
Beauchamp	2	0	0	2	0/0	0/0	0	12
Hadl	2	2	0	0	0/0	0/0	0	12
Hubbert	2	2	0	0	0/0	0/0	0	12
Duncan	1	0	0	1	0/0	0/0	0	6
Dyer	1	0	0	1	0/0	0/0	0	6
Foster	1	1	0	0	0/0	0/0	0	6
Chargers	45	12	29	4	40/43	22/32	1	382
Opponents	36	13	20	3	35/35	19/31	1	310

2-Pt. Conversions: Alworth, MacKinnon, Chargers 2-2, Opponents 0-1

Sacks: Chargers 24.0, Opponents 18.0

Rushing	No.	Yds.	Avg.	Long	TD
Post	151	758	5.0	62t	3
Smith	88	426	4.8	37t	4
Foster	109	394	3.6	22	1
Hubbert	28	119	4.3	21	2
Allison	23	31	1.3	6	0
Alworth	3	18	6.0	10	0
Hadl	23	14	0.6	9	2
Lowe TM	1	9	9.0	9	0
Brittenuum	2	-4	-2.0	0	0
Chargers	428	1765	4.1	62t	12
Opponents	439	1641	3.7	37	13

Receiving	No.	Yds.	Avg.	Long	TD
Alworth	68	1312	19.3	80t	10
Garrison	52	1103	21.2	84t	10
MacKinnon	33	646	19.6	62t	6
Foster	23	224	9.7	48	0
Post	18	165	9.2	23	0
Frazier	16	237	14.8	48t	3
Smith	7	71	10.1	24	0
Hubbert	5	11	2.2	10	0
Allison	2	22	11.0	12	0
Dyer	1	22	22.0	22	0
Chargers	225	3813	16.9	84t	29
Opponents	217	2896	13.3	87t	20

Interceptions	No.	Yds.	Avg.	Long	TD
Beauchamp	5	114	22.8	35t	2
Graham	5	87	17.4	42	0
Tolbert	2	42	21.0	22	0
Erlandson	2	22	11.0	16	0
Staggs	2	2	1.0	2	0
Allen	1	4	4.0	4	0
Duncan	1	4	4.0	4	0
Fetherston	1	0	0.0	0	0
Howard	1	0	0.0	0	0
Chargers	20	275	13.8	42	2
Opponents	33	534	16.2	75t	2

Punting	No.	Yds.	Avg.	Net	TB	I-20	Lg.	B
Partee	56	2281	40.7	34.7	6	0	60	0
Chargers	56	2281	40.7	34.7	6	0	60	0
Opponents	74	3132	42.3	37.0	5	0	68	0

Punt Returns	Ret.	FC	Yds.	Avg.	Lg.	TD
Duncan	18	5	206	11.4	95t	1
Graham	13	10	61	4.7	22	0
Smith	8	3	25	3.1	8	0
Allison	0	1	0	—	—	0
Chargers	39	19	292	7.9	95t	1
Opponents	21	10	220	10.5	82t	1

Kickoff Returns	Ret.	Yds.	Avg.	Long	TD
Duncan	25	586	23.4	53	0
Post	10	199	19.9	38	0
Allison	7	121	17.3	23	0
Baccaglio TM	2	0	0.0	0	0
Lincoln TM	2	37	18.5	27	0
Whitehead	2	81	40.5	63	0
Latzke	1	0	0.0	0	0
Smith	1	20	20.0	20	0
Speights	1	21	21.0	21	0
Chargers	51	1065	20.9	63	0
Opponents	60	1251	20.9	35	0

Field Goals	1-19	20-29	30-39	40-49	50+
Partee	4/4	8/10	6/10	4/7	0/1
Chargers	4/4	8/10	6/10	4/7	0/1
Opponents	5/5	8/9	5/10	1/7	0/0
Partee	(46N,39N,42G)	(50N)	(19G,36G)	(35G,23G,48G)	(47N,39N,24G,27G,27G)
Opponents	(32G,33G)	() () (19G)	(28G)	(23N,33G,23G)	(47N,13G,34G,40G,42G)

Passing	Att.	Comp.	Yds.	Comp.%	Yds./Att.	TD	TD%	Int.	Int.%	Long	Sack/Lost	Rating
Hadl	440	208	3473	.473	7.89	27	.061	32	.073	84t	10/110	64.5
Brittenuum	17	9	125	.529	7.35	1	.059	1	.059	22	7/63	71.9
Foster	7	6	169	.857	24.14	0	.000	0	.000	50	0/0	118.8
Post	4	1	23	.250	5.75	0	.000	0	.000	23	1/17	51.0
Smith	3	0	0	.000	0.00	0	.000	0	.000	0	0/0	39.6
Allison	1	1	23	100.0	23.00	1	100.0	0	.000	23t	0/0	158.3
Chargers	472	225	3813	.477	8.08	29	.061	33	.070	84t	18/190	66.8
Opponents	430	217	2896	.505	6.73	20	.047	20	.047	87t	24/204	68.3

1967 FINAL STATISTICS

COMMUNITY

FRONT OFFICE

VETERANS

DRAFT PICKS & FREE AGENTS

2020 IN REVIEW

1967 STATISTICS

GENERAL INFORMATION

(8-5-1 Overall) Third AFL West - Sid Gillman
Home (5-2-1); Away (3-3)

Date	W/L	Score	Opponent	Att.
09/09	W	28-14	Boston	39,337
09/24	W	13-3	Houston	36,032
10/01	W	37-17	at Buffalo	39,310
10/08	T	31-31	Boston	23,620
10/15	W	45-31	Kansas City	45,355
10/22	W	38-21	at Denver	34,465
10/29	L	10-51	at Oakland	53,474
11/12	W	24-0	Miami	34,761
11/19	W	17-16	at Kansas City	46,758
11/23	W	24-20	Denver	34,586
12/03	L	21-41	Oakland	52,661
12/10	L	24-41	at Miami	23,007
12/16	L	17-24	at Houston	19,870
12/24	L	31-42	New York (AFL)	34,580

Team Statistics	Chargers	Opponents
TOTAL FIRST DOWNS	259	251
Rushing	88	88
Passing	150	148
Penalty	21	15
Third Down: Made/Att.	0/0	0/0
Third Down Pct.	.000	.000
Fourth Down: Made/Att.	0/0	0/0
Fourth Down Pct.	.000	.000
TOTAL NET YARDS	5125	4705
Avg. Per Game	366.1	336.1
Total Plays	891	936
Avg. Per Play	5.8	5.0
NET YARDS RUSHING	1715	1553
Avg. Per Game	122.5	110.9
Total Rushes	417	441
NET YARDS PASSING	3410	3152
Avg. Per Game	243.6	225.1
Sacked/Yards Lost	11/107	31/303
Gross Yards	3517	3455
Attempts/Completions	463/230	464/230
Completion Pct.	.497	.496
Had Intercepted	24	13
PUNTS/AVERAGE	63/37.5	72/45.2
NET PUNTING AVG.	33.6	36.8
PENALTIES/YARDS	72/817	61/666
FUMBLES/BALL LOST	18/10	22/10
TOUCHDOWNS	45	44
Rushing	14	17
Passing	26	26
Returns	5	1
TIME OF POSSESSION	25:43	34:17

Score by Quarters	Q1	Q2	Q3	Q4	OT	PTS.
Chargers	76	116	58	110	0	360
Opponents	87	99	93	73	0	352

Scoring	TD	RU	PA	RT	PAT	FG	S	PTS.
Van Raaphorst	0	0	0	0	45/45	15/30	0	90
Frazier	10	0	10	0	0/0	0/0	0	60
Alworth	9	0	9	0	0/0	0/0	0	54
Post	8	7	1	0	0/0	0/0	0	48
Hubbert	4	2	2	0	0/0	0/0	0	24
Duncan	3	0	0	3	0/0	0/0	0	18
Hadl	3	3	0	0	0/0	0/0	0	18
Garrison	2	0	2	0	0/0	0/0	0	12
MacKinnon	2	0	2	0	0/0	0/0	0	12
Appleton	1	0	0	1	0/0	0/0	0	6
Graham	1	0	0	1	0/0	0/0	0	6
Lowe	1	1	0	0	0/0	0/0	0	6
Smith	1	1	0	0	0/0	0/0	0	6
Chargers	45	14	26	5	45/45	15/30	0	360
Opponents	44	17	26	1	44/44	14/27	1	352

2-Pt. Conversions: Chargers 0-0, Opponents 0-0

Sacks: Chargers 31.0, Opponents 11.0

Passing	Att.	Comp.	Yds.	Comp.%	Yds./Att.	TD	TD%	Int.	Int.%	Long	Sack/Lost	Rating
Hadl	427	217	3365	.508	7.88	24	.056	22	.052	72t	9/91	74.5
Stephenson	26	11	117	.423	4.50	2	.077	2	.077	21	1/7	49.7
Post	6	1	9	.167	1.50	0	.000	0	.000	9	1/9	39.6
Alworth	1	0	0	.000	0.00	0	.000	0	.000	0	0/0	39.6
Foster	1	0	0	.000	0.00	0	.000	0	.000	0	0/0	39.6
Lowe	1	1	26	100.0	26.00	0	.000	0	.000	26	0/0	118.8
Whitehead	1	0	0	.000	0.00	0	.000	0	.000	0	0/0	39.6
Chargers	463	230	3517	.497	7.60	26	.056	24	.052	72t	11/107	72.3
Opponents	464	230	3455	.496	7.45	26	.056	13	.028	75t	31/303	81.4

Rushing	No.	Yds.	Avg.	Long	TD
Post	161	663	4.1	67t	6
Hubbert	116	643	5.5	80t	2
Smith	22	115	5.2	16	1
Hadl	37	107	2.9	26	3
Foster	28	78	2.1	13	0
Lowe	28	71	2.5	21	1
Allison	10	34	3.4	26	0
Stephenson	2	11	5.5	7	0
Alworth	1	5	5.0	5	0
Garrison	1	1	1.0	1	0
Redman	1	-13	-13.0	-13	0
Chargers	417	1715	4.1	80t	14
Opponents	441	1553	3.5	52	17

Receiving	No.	Yds.	Avg.	Long	TD
Frazier	57	922	16.2	72t	10
Alworth	52	1010	19.4	71t	9
Garrison	44	772	17.5	62	2
Post	32	278	8.7	66t	1
Hubbert	19	214	11.3	49	2
Foster	9	46	5.1	11	0
MacKinnon	7	176	25.1	71	2
Newell	7	68	9.7	14	0
Lowe	2	25	12.5	13	0
Smith	1	6	6.0	6	0
Chargers	230	3517	15.3	72t	26
Opponents	230	3455	15.0	75t	26

Interceptions	No.	Yds.	Avg.	Long	TD
Beauchamp	3	44	14.7	28	0
Duncan	2	100	50.0	100t	1
Graham	2	76	38.0	68t	1
Redman	2	26	13.0	23	0
Allen	2	2	1.0	2	0
Erickson	1	17	17.0	17	0
Tolbert	1	9	9.0	9	0
Chargers	13	274	21.1	100t	2
Opponents	24	329	13.7	40t	1

Punting	No.	Yds.	Avg.	Net	TB	I-20	Lg.	B
Redman	58	2147	37.0	32.9	1	0	56	0
Cordill	3	145	48.3	46.0	0	0	52	0
Hadl	2	70	35.0	35.0	0	0	46	0
Chargers	63	2362	37.5	33.6	1	0	56	0
Opponents	72	3252	45.2	36.8	6	0	72	0

Punt Returns	Ret.	FC	Yds.	Avg.	Lg.	TD
Duncan	36	6	434	12.1	50	0
Graham	3	4	46	15.3	42	0
Smith	0	2	0	-	-	0
Erickson	1	0	0	0.0	0	0
Chargers	39	12	480	12.3	50	0
Opponents	21	19	224	10.7	78	0

Kickoff Returns	Ret.	Yds.	Avg.	Long	TD
Tolbert	18	441	24.5	45	0
Post	15	371	24.7	50	0
Duncan	9	231	25.7	60	0
Lowe	8	145	18.1	29	0
Smith	3	5	17.0	19	0
Erickson	1	0	0.0	0	0
Chargers	54	1239	22.9	60	0
Opponents	63	1506	23.9	82	0

Field Goals	1-19	20-29	30-39	40-49	50+
Van Raaphorst	5/8	3/5	4/5	3/11	0/1
Chargers	5/8	3/5	4/5	3/11	0/1
Opponents	5/7	4/6	3/8	2/4	0/2

Van Raaphorst (42N,50N,45N) (14G,42G,38N)
 (32G,30G,13B,25G) (49N,29N,40G) (46N,42G) (12G) (32G,49N) (15G,
 43B,17B,13B) (41N,30G) (49N,29N,40G) (46N,42G) (12G) (24G,45N,22B)
 () (23G) (18G) (13G)

1966 FINAL STATISTICS

(7-6-1 Overall) Third AFL West - Sid Gillman
Home (5-2); Away (2-4-1)

Date	W/L	Score	Opponent	Att.
09/04	W	24-7	Buffalo	27,572
09/10	W	24-0	Boston	29,539
09/25	W	29-20	at Oakland	37,183
10/02	W	44-10	Miami	26,444
10/08	L	16-17	at New York (AFL)	63,497
10/16	T	17-17	at Buffalo	45,169
10/23	L	17-35	at Boston	32,371
10/30	W	24-17	Denver	25,819
11/06	L	14-24	at Kansas City	40,986
11/13	L	19-41	Oakland	26,230
11/27	L	17-20	at Denver	24,860
12/04	W	28-22	at Houston	17,569
12/11	W	42-27	New York (AFL)	25,712
12/18	L	17-27	Kansas City	28,548

Team Statistics	Chargers	Opponents
TOTAL FIRST DOWNS	230	260
Rushing	77	127
Passing	137	116
Penalty	16	17
Third Down: Made/Att.	0/0	0/0
Third Down Pct.	.000	.000
Fourth Down: Made/Att.	0/0	0/0
Fourth Down Pct.	.000	.000
TOTAL NET YARDS	4553	4558
Avg. Per Game	325.2	325.6
Total Plays	827	905
Avg. Per Play	5.5	5.0
NET YARDS RUSHING	1537	2403
Avg. Per Game	109.8	171.6
Total Rushes	361	497
NET YARDS PASSING	3016	2155
Avg. Per Game	215.4	153.9
Sacked/Yards Lost	32/331	26/231
Gross Yards	3347	2386
Attempts/Completions	434/224	382/170
Completion Pct.	.516	.445
Had Intercepted	15	27
PUNTS/AVERAGE	66/37.0	52/43.0
NET PUNTING AVG.	34.5	35.3
PENALTIES/YARDS	68/667	60/527
FUMBLES/BALL LOST	17/7	17/8
TOUCHDOWNS	41	33
Rushing	9	19
Passing	29	13
Returns	3	1
TIME OF POSSESSION	30:00	30:00

Score by Quarters	Q1	Q2	Q3	Q4	OT	PTS.
Chargers	57	97	64	117	0	335
Opponents	60	91	50	83	0	284

Scoring	TD	RU	PA	RT	PAT	FG	S	PTS.
Van Raaphorst	0	0	0	0	39/40	16/31	0	87
Alworth	13	0	13	0	0/0	0/0	0	78
MacKinnon	6	0	6	0	0/0	0/0	0	36
Garrison	4	0	4	0	0/0	0/0	0	24
Foster	3	1	2	0	0/0	0/0	0	18
Lincoln	3	1	2	0	0/0	0/0	0	18
Lowe	3	3	0	0	0/0	0/0	0	18
Allison	2	2	0	0	0/0	0/0	0	12
Frazier	2	0	2	0	0/0	0/0	0	12
Hadl	2	2	0	0	0/0	0/0	0	12
Duncan	1	0	0	1	0/0	0/0	0	6
Graham	1	0	0	1	0/0	0/0	0	6
Redman	1	0	0	1	0/0	0/0	0	6
Chargers	41	9	29	3	39/40	16/31	1	335
Opponents	33	19	13	1	31/32	17/31	1	284

2-Pt. Conversions: Chargers 0-0, Opponents 1-1

Sacks: Chargers 26.0, Opponents 32.0

Passing	Att.	Comp.	Yds.	Comp.%	Yds./Att.	TD	TD%	Int.	Int.%	Long	Sack/Lost	Rating
Hadl	375	200	2846	.533	7.59	23	.061	14	.037	78t	0/0	83.0
Tensi	52	21	405	.404	7.79	5	.096	1	.019	63t	0/0	92.2
Lincoln	4	2	71	.500	17.75	1	.250	0	.000	36t	0/0	135.4
Lowe	3	1	25	.333	8.33	0	.000	0	.000	25	0/0	64.6
Chargers	434	224	3347	.516	7.71	29	.067	15	.035	78t	32/331	85.1
Opponents	382	170	2386	.445	6.25	13	.034	27	.071	68	26/231	47.1

Rushing	No.	Yds.	Avg.	Long	TD
Lowe	146	643	4.4	57	3
Foster	81	352	4.3	37	1
Lincoln	58	214	3.7	23	1
Allison	31	213	6.9	61t	2
Hadl	38	95	2.5	21	2
Redman	2	14	7.0	32	0
Alworth	3	10	3.3	4	0
Tensi	1	-1	-1.0	-1	0
Garrison	1	-3	-3.0	-3	0
Chargers	361	1537	4.3	61t	9
Opponents	497	2403	4.8	64	19

Receiving	No.	Yds.	Avg.	Long	TD
Alworth	73	1383	18.9	78t	13
Garrison	46	642	14.0	36	4
MacKinnon	26	477	18.3	46	6
Foster	26	260	10.0	63t	2
Lincoln	14	264	18.9	67t	2
Allison	12	99	8.3	20	0
Lowe	12	41	3.4	11	0
Frazier	9	144	16.0	30t	2
Norton	4	50	12.5	18	0
Hadl	2	-13	-6.5	4	0
Chargers	224	3347	14.9	78t	29
Opponents	170	2386	14.0	68	13

Interceptions	No.	Yds.	Avg.	Long	TD
Duncan	7	67	9.6	31	0
Graham	5	70	14.0	32t	1
Farr	3	68	22.7	35	0
Matsos TM	1	6	6.0	6	0
Whitehead	2	89	44.5	61	0
Beauchamp	2	24	12.0	21	0
Redman	2	7	3.5	7	0
Milks	1	13	13.0	13	0
Allen	1	8	8.0	8	0
Degen	1	7	7.0	7	0
Kindig	1	0	0.0	0	0
Tolbert	1	0	0.0	0	0
Chargers	27	359	13.3	61	1
Opponents	15	278	18.5	41	0

Punting	No.	Yds.	Avg.	Net	TB	I-20	Lg.	B
Redman	66	2442	37.0	34.5	4	0	55	0
Chargers	66	2442	37.0	34.5	4	0	55	0
Opponents	52	2235	43.0	35.3	7	0	60	0

Punt Returns	Ret.	FC	Yds.	Avg.	Lg.	TD
Duncan	18	4	238	13.2	81t	1
Graham	2	4	15	7.5	12	0
Plump	1	0	4	4.0	4	0
Chargers	21	8	257	12.2	81t	1
Opponents	16	16	84	5.3	33	0

Kickoff Returns	Ret.	Yds.	Avg.	Long	TD
Duncan	25	642	25.7	50	0
Plump	15	345	23.0	35	0
Lowe	7	167	23.9	54	0
Beauchamp	4	64	16.0	25	0
Farr	2	54	27.0	35	0
Gruneisen	1	0	0.0	0	0
Whitmyer	1	10	10.0	10	0
Chargers	55	1282	23.5	54	0
Opponents	66	1387	21.0	53	0

Field Goals	1-19	20-29	30-39	40-49	50+
Van Raaphorst	7/8	3/8	4/7	2/7	0/1
Chargers	7/8	3/8	4/7	2/7	0/1
Opponents	3/3	5/8	5/7	2/10	2/3
Van Raaphorst (30G,10G) (10G,40N) (13G,20G) (9G) (14G,17G,42G,50N,40N,30N,21N) (31G,42N) (25N,43G) (31N,26G) () (38G,45N,39G,19B) (21N,10G,22N) (33N) (45N) (26G,26N)					

1965 FINAL STATISTICS

(9-2-3 Overall) First AFL West - Sid Gillman
Home (4-1-2); Away (5-1-1); Postseason (0-1)

Date	W/L	Score	Opponent	Att.
09/11	W	34-31	Denver	27,022
09/19	W	17-6	at Oakland	21,406
09/26	T	10-10	Kansas City	28,126
10/03	W	31-14	Houston	28,190
10/10	W	34-3	at Buffalo	45,260
10/17	T	13-13	at Boston	20,924
10/23	W	34-9	at New York (AFL)	60,679
10/31	L	6-22	Boston	33,366
11/07	W	35-21	at Denver	33,073
11/14	L	7-31	at Kansas City	21,968
11/25	T	20-20	Buffalo	27,473
12/04	W	38-7	New York (AFL)	32,169
12/12	W	37-26	at Houston	24,120
12/19	W	24-14	Oakland	26,056
AFL Championship Game				
12/26	L	0-23	Buffalo	30,361

Team Statistics	Chargers	Opponents
TOTAL FIRST DOWNS	268	188
Rushing	127	54
Passing	127	117
Penalty	14	17
Third Down: Made/Att.	0/0	0/0
Third Down Pct.	.000	.000
Fourth Down: Made/Att.	0/0	0/0
Fourth Down Pct.	.000	.000
TOTAL NET YARDS	5156	3268
Avg. Per Game	368.3	233.4
Total Plays	908	815
Avg. Per Play	5.7	4.0
NET YARDS RUSHING	2083	1094
Avg. Per Game	148.8	78.1
Total Rushes	482	306
NET YARDS PASSING	3103	2174
Avg. Per Game	221.6	155.3
Sacked/Yards Lost	27/276	38/312
Gross Yards	3379	2486
Attempts/Completions	401/203	471/207
Completion Pct.	.506	.439
Had Intercepted	26	28
PUNTS/AVERAGE	70/40.0	80/43.2
NET PUNTING AVG.	35.7	36.9
PENALTIES/YARDS	84/929	62/665
FUMBLES/BALL LOST	20/12	18/10
TOUCHDOWNS	41	25
Rushing	12	7
Passing	23	17
Returns	6	1
TIME OF POSSESSION	30:00	30:00

Score by Quarters	Q1	Q2	Q3	Q4	OT	PTS.
Chargers	20	136	76	108	0	340
Opponents	55	57	44	71	0	227

Scoring	TD	RU	PA	RT	PAT	FG	S	PTS.
Travenio	0	0	0	0	40/40	18/31	0	94
Alworth	14	0	14	0	0/0	0/0	0	84
Lowe	8	6	1	1	0/0	0/0	0	48
Lincoln	7	3	4	0	0/0	0/0	0	42
Duncan	2	0	0	2	0/0	0/0	0	12
Foster	2	2	0	0	0/0	0/0	0	12
Kocourek	2	0	2	0	0/0	0/0	0	12
Norton	2	0	2	0	0/0	0/0	0	12
Faison	1	0	0	1	0/0	0/0	0	6
Graham	1	0	0	1	0/0	0/0	0	6
Hadl	1	1	0	0	0/0	0/0	0	6
Whitehead	1	0	0	1	0/0	0/0	0	6
Chargers	41	12	23	6	40/40	18/31	0	340
Opponents	25	7	17	1	25/25	16/34	2	227

2-Pt. Conversions: Chargers 0-1, Opponents 0-0

Sacks: Chargers 38.0, Opponents 27.0

Passing	Att.	Comp.	Yds.	Comp.%	Yds./Att.	TD	TD%	Int.	Int.%	Long	Sack/Lost	Rating
Hadl	348	174	2798	.500	8.04	20	.057	21	.060	85t	0/0	71.3
Breaux	43	22	404	.512	9.40	2	.047	4	.093	66t	0/0	60.6
Lowe	4	3	81	.750	20.10	0	.000	0	.000	42	0/0	116.7
Foster	3	2	31	.667	10.33	0	.000	0	.000	21	0/0	100.7
Lincoln	3	2	65	.667	21.67	1	.333	1	.333	34t	0/0	109.7
Chargers	401	203	3379	.506	8.43	23	.057	26	.065	85t	27/276	71.5
Opponents	471	207	2486	.439	5.28	17	.036	28	.059	73t	38/312	48.0

Rushing	No.	Yds.	Avg.	Long	TD
Lowe	222	1121	5.0	59t	6
Foster	121	469	3.9	22	2
Lincoln	74	302	4.1	24	3
Allison	28	98	3.5	17	0
Hadl	28	91	3.3	23	1
MacKinnon	3	17	5.7	9	0
Sweeney	0	8	-	8	0
Breaux	1	-1	-1.0	-1	0
Norton	1	-5	-5.0	-5	0
Shea	1	-5	-5.0	-5	0
Alworth	3	-12	-4.0	-1	0
Chargers	482	2083	4.3	59t	12
Opponents	306	1094	3.6	59	7

Receiving	No.	Yds.	Avg.	Long	TD
Alworth	69	1602	23.2	85t	14
Norton	34	485	14.3	61	2
Kocourek	28	363	13.0	29	2
Lincoln	23	376	16.3	66t	4
Lowe	17	126	7.4	45t	1
Foster	17	199	11.7	23	0
Allison	8	109	13.6	44	0
MacKinnon	6	106	17.7	38	0
Taylor	1	13	13.0	13	0
Chargers	203	3379	16.6	85t	23
Opponents	207	2472	11.9	73t	17

Interceptions	No.	Yds.	Avg.	Long	TD
Whitehead	7	127	18.1	35t	1
Graham	5	108	21.6	51t	1
Warren	5	43	8.6	26	0
Duncan	4	30	7.5	26	0
Degen	2	6	3.0	6	0
Westmoreland	1	28	28.0	28	0
Faison	1	24	24.0	24t	1
Redman	1	11	11.0	11	0
Allen	1	0	0.0	0	0
D. Harris	1	0	0.0	0	0
Chargers	28	377	13.5	51t	3
Opponents	26	451	17.3	65t	1

Punting	No.	Yds.	Avg.	Net	TB	I-20	Lg.	B
Hadl	38	1544	40.6	33.9	3	0	65	0
Redman	29	1145	39.5	37.9	0	0	59	0
Allison	2	72	36.0	36.0	0	0	39	0
Whitehead	1	40	40.0	40.0	0	0	40	0
Chargers	70	2801	40.0	35.7	3	0	65	0
Opponents	80	3452	43.2	36.9	0	0	70	1

Punt Returns	Ret.	FC	Yds.	Avg.	Lg.	TD
Duncan	30	0	464	15.5	66t	2
Graham	5	0	36	7.2	12	0
D. Harris	3	0	8	2.7	7	0
Chargers	38	0	508	13.4	66t	2
Opponents	27	0	242	9.0	30	0

Kickoff Returns	Ret.	Yds.	Avg.	Long	TD
Duncan	26	612	23.5	39	0
Farr TM	7	123	17.6	24	0
Foster	5	108	21.6	36	0
Allison	4	80	20.0	24	0
Carson TM	3	44	14.7	21	0
Lincoln	2	46	23.0	27	0
D. Harris	1	15	15.0	15	0
Kirner	1	0	0.0	0	0
MacKinnon	1	0	0.0	0	0
Chargers	60	1028	20.6	39	0
Opponents	54	1418	22.2	69	0

Field Goals	1-19	20-29	30-39	40-49	50+
Travenio	10/12	4/6	3/5	1/7	0/1
Chargers	10/12	4/6	3/5	1/7	0/1
Opponents	3/7	5/6	5/10	3/4	0/7
	(32G,25G,43N)		(0N,29G)		(41N, 19G) (13G,27N) (22B,15G,19G) (40G,42N, 10G,41N) (20G,41N,19G) (49N,42N) (37B) (37N,9G,14G) (26G) (32G,12G,32G) (50N,15G)

1964 FINAL STATISTICS

(8-5-1 Overall) First AFL West - Sid Gillman
Home (4-3); Away (4-2-1); Postseason (0-1)

Date	W/L	Score	Opponent	Att.
09/12	W	27-21	Houston	22,632
09/20	L	28-33	Boston	20,568
09/26	L	3-30	at Buffalo	40,167
10/03	T	17-17	at New York (AFL)	47,746
10/09	W	26-17	at Boston	35,095
10/18	W	42-14	Denver	23,332
10/25	W	20-17	at Houston	21,671
11/01	W	31-17	Oakland	25,557
11/08	W	31-20	at Denver	19,670
11/15	W	28-14	at Kansas City	19,792
11/26	L	24-27	Buffalo	31,860
12/06	W	38-3	New York (AFL)	25,753
12/13	L	6-49	Kansas City	26,562
12/20	L	20-21	at Oakland	20,124
AFL Championship Game				
12/26	L	7-20	at Buffalo	40,242

Team Statistics	Chargers	Opponents
TOTAL FIRST DOWNS	250	244
Rushing	85	78
Passing	153	146
Penalty	12	20
Third Down: Made/Att.	0/0	0/0
Third Down Pct.	.000	.000
Fourth Down: Made/Att.	0/0	0/0
Fourth Down Pct.	.000	.000
TOTAL NET YARDS	4706	4040
Avg. Per Game	336.1	288.6
Total Plays	857	921
Avg. Per Play	5.5	4.4
NET YARDS RUSHING	1564	1522
Avg. Per Game	111.7	108.7
Total Rushes	390	399
NET YARDS PASSING	3142	2518
Avg. Per Game	224.4	179.9
Sacked/Yards Lost	22/221	38/408
Gross Yards	3363	2926
Attempts/Completions	445/224	484/240
Completion Pct.	.503	.496
Had Intercepted	30	30
PUNTS/AVERAGE	63/39.3	62/43.0
NET PUNTING YARD.	31.1	37.1
PENALTIES/YARDS	88/709	55/528
FUMBLES/BALL LOST	30/15	32/14
TOUCHDOWNS	44	36
Rushing	14	10
Passing	28	22
Returns	2	4
TIME OF POSSESSION	30:00	30:00

Score by Quarters	Q1	Q2	Q3	Q4	OT	PTS.
Chargers	61	116	81	83	0	341
Opponents	48	98	52	102	0	300

Scoring	TD	RU	PA	RT	PAT	FG	S	PTS.
Alworth	15	2	0	0	0/0	0/0	0	90
Lincoln	6	4	2	0	16/17	5/12	0	67
Norton	6	0	6	0	0/0	0/0	0	36
Kocourek	5	0	5	0	0/0	0/0	0	30
Low	5	3	2	0	0/0	0/0	0	30
Travenio	0	0	0	0	10/12	2/5	0	16
Agajanian	0	0	0	0	8/8	2/4	0	14
Blair	0	0	0	0	5/6	3/5	0	14
McDougall	2	2	0	0	0/0	0/0	0	14
MacKinnon	2	2	0	0	0/0	0/0	0	12
Faison	1	0	0	1	0/0	0/0	0	6
Hadl	1	1	0	0	0/0	0/0	0	6
Schmidt	1	0	0	1	0/0	0/0	0	6
Chargers	44	14	28	2	39/43	12/26	0	341
Opponents	36	10	22	4	32/33	14/31	2	300

2-Pt. Conversions: McDougall, Chargers 1-1, Opponents 3-3

Sacks: Chargers 38.0, Opponents 22.0

Rushing	No.	Yds.	Avg.	Long	TD
Lincoln	155	632	4.1	25	4
Low	130	496	3.8	50t	3
MacKinnon	24	124	5.2	48	2
Kinderman	24	111	4.6	22	0
McDougall	23	73	3.2	24	2
Hadl	20	70	3.5	20	1
Alworth	3	60	20.0	35t	2
Robinson	1	10	10.0	10	0
Rote	10	-12	-1.2	9	0
Chargers	390	1564	4.0	50t	14
Opponents	399	1522	3.8	38	10

Receiving	No.	Yds.	Avg.	Long	TD
Alworth	61	1235	20.2	82t	13
Norton	49	669	13.7	58	6
Lincoln	34	302	8.9	37	2
Kocourek	33	593	18.0	49	5
Low	14	182	13.0	41t	2
MacKinnon	10	177	17.7	37	0
Robinson	10	93	9.3	21	0
McDougall	8	106	13.3	24	0
Kinderman	3	21	7.0	18	0
Whitehead	1	-4	-4.0	-4	0
Rote	1	-11	-11.0	-11	0
Chargers	224	3363	15.0	82t	28
Opponents	240	2926	12.2	68t	22

Interceptions	No.	Yds.	Avg.	Long	TD
Westmoreland	6	51	8.5	38	0
Allen	4	75	18.8	33	0
Graham	4	24	6.0	9	0
D. Harris	3	82	27.3	44	0
Whitehead	3	43	14.3	33	0
McNeil	2	30	15.0	17	0
Warren	2	28	14.0	28	0
Schmidt	1	58	58.0	58t	1
Faison	1	42	42.0	42t	1
R. Carpenter	1	29	29.0	29	0
Buncom	1	11	11.0	11	0
Petrich	1	11	11.0	11	0
Duncan	1	3	3.0	3	0
Chargers	30	487	16.2	58t	2
Opponents	30	378	12.6	75t	1

Punting	No.	Yds.	Avg.	Net	TB	I-20	Lg.	B
Hadl	62	2447	39.5	31.1	5	0	71	0
Whitehead	1	30	30.0	30.0	0	0	30	0
Chargers	63	2477	39.3	31.1	5	0	71	0
Opponents	62	2663	43.0	37.1	4	0	61	0

Punt Returns	Ret.	Yds.	Avg.	Lg.	TD
Alworth	18	0	189	10.5	43
Robinson	7	0	41	5.9	24
Duncan	4	0	19	4.8	9
Graham	2	0	24	12.0	17
Westmoreland	2	0	10	5.0	6
Warren	1	0	0	0.0	0
Chargers	34	8	283	8.3	43
Opponents	32	10	416	13.0	58

Kickoff Returns	Ret.	Yds.	Avg.	Long	TD
Westmoreland	18	360	20.0	43	0
Warren	13	353	27.2	54	0
Duncan	9	318	35.3	91	0
Graham	7	172	24.6	34	0
Robinson	3	70	23.3	26	0
R. Carpenter	1	15	15.0	15	0
Norton	1	0	0.0	0	0
Wright	1	0	0.0	0	0
Chargers	53	1288	24.3	91	0
Opponents	66	1564	23.7	46	0

Field Goals	1-19	20-29	30-39	40-49	50+
Lincoln	2/4	1/3	1/3	1/4	0/0
Blair	2/2	0/1	1/2	0/0	0/0
Travenio	2/2	0/1	0/0	0/1	0/1
Agajanian	1/1	0/0	1/1	0/2	0/0
Chargers	7/9	1/5	3/4	1/2	0/1
Opponents	1/1	2/9	8/10	3/9	0/2

Passing	Att.	Comp.	Yds.	Comp.%	Yds./Att.	TD	TD%	Int.	Int.%	Long	Sack/Lost	Rating
Hadl	274	147	2157	.536	7.87	18	0.66	15	.055	76t	11/124	78.7
Rote	163	74	1156	.454	7.09	9	0.055	15	.092	82t	11/97	49.5
Lincoln	4	2	61	.500	15.25	1	.250	0	.000	53t	0/0	135.4
Low	2	0	0	.000	0.00	0	0.000	0	.000	0	0/0	39.6
Alworth	1	1	-11	100.0	-11.00	0	0.000	0	.000	-11	0/0	79.2
Kinderman	1	0	0	.000	0.00	0	0.000	0	.000	0	0/0	39.6
Chargers	445	224	3363	.503	7.56	28	0.63	30	.067	82t	22/221	68.4
Opponents	484	240	2926	.496	6.05	22	0.45	30	.062	68t	38/408	57.9

COMMUNITY
 FRONT OFFICE
 VETERANS
 DRAFT PICKS & FREE AGENTS
 2020 IN REVIEW
 1964 STATISTICS
 GENERAL INFORMATION

1963 FINAL STATISTICS

(11-3 Overall) First AFL West - Sid Gillman
Home (6-1); Away (5-2); Postseason (1-0)

Date	W/L	Score	Opponent	Att.
09/08	W	14-10	Buffalo	22,344
09/14	W	17-13	Boston	26,097
09/29	W	24-10	Kansas City	22,654
10/06	L	34-50	at Denver	18,428
10/13	W	24-20	New York (AFL)	27,189
10/20	W	38-17	at Kansas City	30,107
10/27	L	33-34	Oakland	30,182
11/02	W	53-7	at New York (AFL)	18,336
11/10	W	7-6	at Boston	28,402
11/17	W	23-13	at Buffalo	38,592
12/01	W	27-0	Houston	31,713
12/08	L	27-41	at Oakland	20,249
12/15	W	20-14	at Houston	18,540
12/22	W	58-20	Denver	31,312
AFL Championship Game				
01/05	W	51-10	Boston	30,127

Team Statistics	Chargers	Opponents
TOTAL FIRST DOWNS	252	241
Rushing	112	85
Passing	124	135
Penalty	16	21
Third Down: Made/Att.	0/0	0/0
Third Down Pct.	.000	.000
Fourth Down: Made/Att.	0/0	0/0
Fourth Down Pct.	.000	.000
TOTAL NET YARDS	5153	4161
Avg. Per Game	368.1	297.2
Total Plays	773	881
Avg. Per Play	6.7	4.7
NET YARDS RUSHING	2203	1468
Avg. Per Game	157.4	104.9
Total Rushes	396	378
NET YARDS PASSING	2950	2693
Avg. Per Game	210.7	192.4
Sacked/Yards Lost	20/188	31/283
Gross Yards	3138	2976
Attempts/Completions	357/202	472/231
Completion Pct.	.566	.489
Had Intercepted	24	29
PUNTS/AVERAGE	60/38.6	50/43.7
NET PUNTING AVG.	35.2	38.5
PENALTIES/YARDS	77/773	69/771
FUMBLES/BALL LOST	16/12	22/17
TOUCHDOWNS	50	28
Rushing	20	10
Passing	28	17
Returns	2	1
TIME OF POSSESSION	30:00	30:00

Score by Quarters	Q1	Q2	Q3	Q4	OT	PTS.
Chargers	81	128	85	105	0	399
Opponents	37	68	44	106	0	255

Scoring	TD	RU	PA	RT	PAT	FG	S	PTS.
Blair	0	0	0	0	44/47	17/28	0	95
Alworth	11	0	11	0	0/0	0/0	0	66
Lowe	10	8	2	0	0/0	0/0	0	60
Lincoln	8	5	3	0	0/0	0/0	0	48
Kocourek	5	0	5	0	0/0	0/0	0	32
B. Jackson	4	4	0	0	0/0	0/0	0	24
MackKinnon	4	0	4	0	0/0	0/0	0	24
Robinson	2	0	2	0	0/0	0/0	0	12
Rote	2	2	0	0	0/0	0/0	0	12
Allen	1	0	0	1	0/0	0/0	0	6
D. Harris	1	0	0	1	0/0	0/0	0	6
McDougall	1	1	0	0	0/0	0/0	0	6
Norton	1	0	1	0	0/0	0/0	0	6
Faison	0	0	0	0	0/0	0/0	0	2
Chargers	50	20	28	2	44/47	17/28	0	399
Opponents	28	10	17	1	27/27	20/37	0	255

2-Pt. Conversions: Faison, Kocourek, Chargers 2-2, Opponents 0-1

Sacks: Chargers 31.0, Opponents 20.0

Rushing	No.	Yds.	Avg.	Long	TD
Lowe	177	1010	5.7	66t	8
Lincoln	128	826	6.5	76t	5
McDougall	39	201	5.2	22	1
B. Jackson	18	64	3.6	14	4
Rote	24	62	2.6	15	2
Hadl	8	26	3.3	33	0
Alworth	2	14	7.0	21	0
Chargers	396	2203	5.6	76t	20
Opponents	378	1468	3.9	41	10

Receiving	No.	Yds.	Avg.	Long	TD
Alworth	61	1205	19.8	85t	11
Lowe	26	191	7.3	31	2
Lincoln	24	325	13.5	39t	3
Kocourek	23	359	15.6	35t	5
Norton	21	281	13.4	36	1
Robinson	18	315	17.5	71t	2
MackKinnon	11	262	23.8	69t	4
McDougall	10	115	11.5	26	0
B. Jackson	8	85	10.6	26	0
Chargers	202	3138	15.5	85t	28
Opponents	231	2976	12.9	73t	17

Interceptions	No.	Yds.	Avg.	Long	TD
D. Harris	8	83	10.4	22t	1
Allen	5	37	7.4	26	0
Maguire	4	47	11.8	38	0
McNeil	4	23	5.8	21	0
Mitfanger	3	26	8.7	18	0
Karas	2	30	15.0	30	0
Blair	1	40	40.0	40	0
Glick	1	13	13.0	13	0
Whitehead	1	0	0.0	0	0
Chargers	29	299	10.3	40	1
Opponents	24	357	14.9	48	1

Punting	No.	Yds.	Avg.	Net	TB	I-20	Lg.	B
Maguire	58	2241	38.6	35.6	0	0	60	0
Hadl	2	75	37.5	37.5	0	0	38	0
Chargers	60	2316	38.6	35.2	0	0	60	0
Opponents	50	2185	43.7	38.5	0	0	72	1

Punt Returns	Ret.	FC	Yds.	Avg.	Lg.	TD
Alworth	11	0	120	10.9	61	0
Lincoln	7	0	98	14.0	47	0
D. Harris	4	0	43	10.8	23	0
Chargers	22	0	261	11.9	61	0
Opponents	22	0	204	9.3	28	0

Kickoff Returns	Ret.	Yds.	Avg.	Long	TD
Lincoln	17	439	25.8	44	0
Alworth	10	216	21.6	34	0
Westmoreland	10	204	20.4	26	0
Lowe	5	132	26.4	41	0
McDougall	3	77	25.7	26	0
D. Harris	2	34	17.0	27	0
Robinson	2	27	13.5	20	0
B. Jackson	1	16	16.0	16	0
Maguire	1	5	5.0	5	0
Sweeney	1	18	18.0	18	0
Chargers	52	1168	22.5	44	0
Opponents	76	1715	22.6	71	0

Field Goals	1-19	20-29	30-39	40-49	50+
Blair	5/15	6/6	4/4	2/3	0/0
Chargers	5/15	6/6	4/4	2/3	0/0
Opponents	5/19	4/4	9/11	2/3	0/0

(ON,ON) (30N,31G) (34N,38G) () (2

8G,26N) (29G,39N) (23G,36G) (18G) (12N,

48N) (39G,47N,15G,41G) (42G,20G) (45N) (22G,43N,10G) (17G,28G,13G)

Passing	Att.	Comp.	Yds.	Comp.%	Yds./Att.	TD	TD%	Int.	Int.%	Long	Sack/Lost	Rating
Rote	286	170	2510	.594	8.78	20	.070	17	.059	85t	0/0	86.7
Hadl	64	28	502	.438	7.84	6	.094	6	.094	69t	0/0	63.4
Lowe	4	2	100	.500	25.00	1	.250	1	.250	71t	0/0	95.8
Lincoln	1	0	0	.000	0.00	0	.000	0	.000	0	0/0	39.6
McDougall	1	1	11	100.0	11.00	1	100.0	0	.000	11t	0/0	152.1
Norton	1	1	15	100.0	15.00	0	.000	0	.000	15	0/0	118.8
Chargers	357	202	3138	.566	8.79	28	.078	24	.067	85t	20/188	84.0
Opponents	472	231	2976	.489	6.31	17	.036	29	.061	73t	31/283	55.5

1962 FINAL STATISTICS

(4-10 Overall) Third AFL West - Sid Gillman
Home (3-4); Away (1-6)

Date	W/L	Score	Opponent	Att.
09/07	L	21-30	at Denver	28,000
09/16	W	40-14	New York (AFL)	22,003
09/23	L	17-42	Houston	28,061
09/30	W	42-33	at Oakland	13,000
10/07	W	38-28	Dallas (AFL)	23,092
10/13	L	10-35	at Buffalo	20,074
10/19	L	20-24	at Boston	20,888
10/28	L	3-23	at New York (AFL)	21,467
11/04	L	20-25	Denver	20,827
11/11	L	20-40	Buffalo	22,204
11/25	L	27-33	at Houston	28,235
12/02	W	31-21	Oakland	17,874
12/09	L	14-20	Boston	19,887
12/16	L	17-26	at Dallas (AFL)	18,384

Team Statistics		Chargers	Opponents
TOTAL FIRST DOWNS		217	248
Rushing		82	105
Passing		113	120
Penalty		22	23
Third Down: Made/Att.		0/0	0/0
Third Down Pct.		.000	.000
Fourth Down: Made/Att.		0/0	0/0
Fourth Down Pct.		.000	.000
TOTAL NET YARDS		4106	4518
Avg. Per Game		293.3	322.7
Total Plays		853	880
Avg. Per Play		4.8	5.1
NET YARDS RUSHING		1672	1903
Avg. Per Game		119.4	135.9
Total Rushes		409	437
NET YARDS PASSING		2434	2615
Avg. Per Game		173.9	186.8
Sacked/Yards Lost		28/252	41/311
Gross Yards		2686	2926
Attempts/Completions		416/168	402/196
Completion Pct.		.404	.488
Had Intercepted		34	29
PUNTS/AVERAGE		79/41.6	68/40.7
NET PUNTING YARD.		38.7	36.6
PENALTIES/YARDS		88/768	65/709
FUMBLES/BALL LOST		24/14	30/13
TOUCHDOWNS		38	48
Rushing		13	16
Passing		23	29
Returns		2	3
TIME OF POSSESSION		30:00	30:00

Score by Quarters	Q1	Q2	Q3	Q4	OT	PTS.
Chargers	75	102	66	71	0	314
Opponents	75	128	81	108	0	392

Scoring	TD	RU	PA	RT	PAT	FG	S	PTS.
Blair	0	0	0	0	31/34	17/20	0	82
B. Jackson	7	5	2	0	0/0	0/0	0	42
Norton	7	0	7	0	0/0	0/0	0	42
Kocourek	4	0	4	0	0/0	0/0	0	26
Lincoln	4	2	1	1	0/0	0/0	0	24
Alworth	3	0	3	0	0/0	0/0	0	18
McDougall	3	0	3	0	0/0	0/0	0	18
Robinson	3	0	3	0	0/0	0/0	0	18
MacKinnon	2	0	2	0	0/0	0/0	0	12
Braxton	1	1	0	0	0/0	0/0	0	8
Carolan	1	0	1	0	0/0	0/0	0	6
Gibson	1	0	1	0	0/0	0/0	0	6
Hadl	1	1	0	0	0/0	0/0	0	6
Kemp TM	1	1	0	0	0/0	0/0	0	6
Chargers	38	13	23	2	31/34	17/20	0	314
Opponents	48	16	29	3	41/44	17/31	2	392

2-Pt. Conversions: Braxton, Kocourek, Chargers 2-3, Opponents 4-4

Sacks: Chargers 41.0, Opponents 28.0

Passing	Att.	Comp.	Yds.	Comp.%	Yds./Att.	TD	TD%	Int.	Int.%	Long	Sack/Lost	Rating
Hadl	260	107	1632	.412	6.28	15	.058	25	.092	72t	0/0	43.3
Wood TM	97	41	655	.423	6.75	4	.041	7	.072	47	0/0	49.1
Kemp TM	45	13	292	.289	6.49	2	.044	2	.044	67t	0/0	50.4
Keckin	9	5	64	.556	7.11	0	.000	1	.111	25	0/0	38.4
Lincoln	5	2	43	.400	8.60	2	.400	0	.000	23t	0/0	110.8
Chargers	416	168	1686	.404	6.46	23	.055	34	.082	72t	28/252	47.0
Opponents	402	196	2926	.488	7.28	29	.072	29	.072	98t	41/311	67.0

Rushing	No.	Yds.	Avg.	Long	TD
Lincoln	117	574	4.9	86t	2
B. Jackson	106	411	3.9	19	5
MacKinnon	55	224	4.1	24	0
McDougall	43	197	4.6	24t	3
Hadl	40	139	3.5	18	1
Braxton	17	35	2.1	15	1
Kemp TM	8	28	3.5	19	1
Alworth	1	17	17.0	17	0
Coan	12	10	0.8	8	0
Robinson	2	10	5.0	7	0
Gillett	2	8	4.0	5	0
Keckin	1	3	3.0	3	0
Wood TM	1	0	0.0	0	0
Chargers	409	1672	4.1	86t	13
Opponents	437	1903	4.4	52	16

Receiving	No.	Yds.	Avg.	Long	TD
Norton	48	771	16.1	47	7
Kocourek	39	688	17.6	45	4
Robinson	21	391	18.6	72t	3
Lincoln	16	214	13.4	29	1
B. Jackson	13	136	10.5	33	2
Alworth	10	226	22.6	67t	3
MacKinnon	9	125	13.9	32t	2
McDougall	4	27	6.8	10	0
Braxton	4	17	4.3	10	0
Carolan	3	39	13.0	18	1
Coan	1	52	52.0	52	0
Chargers	168	2686	16.0	72t	23
Opponents	196	2926	14.9	98t	29

Interceptions	No.	Yds.	Avg.	Long	TD
Gibson	8	85	10.6	37t	1
D. Harris	5	52	10.4	36	0
Buncom	4	49	12.3	26	0
Bethune	3	6	2.0	4	0
Blair	2	36	18.0	19	0
Karas	2	8	4.0	8	0
McNeil	1	36	36.0	36	0
Faison	1	30	30.0	30	0
Whitehead	1	18	18.0	18	0
Maguire	1	13	13.0	13	0
Allen	1	7	7.0	7	0
Chargers	29	340	11.7	37t	1
Opponents	34	508	14.9	91t	1

Punting	No.	Yds.	Avg.	Net	TB	I-20	Lg.	B
Maguire	79	3289	41.6	38.7	0	0	66	0
Chargers	79	3289	41.6	38.7	0	0	66	0
Opponents	68	2768	40.7	36.6	0	0	64	0

Punt Returns	Ret.	FC	Yds.	Avg.	Lg.	TD
Lincoln	11	0	94	8.5	17	0
Gibson	10	0	89	8.9	27	0
D. Harris	7	0	95	13.6	34	0
Braxton	1	0	0	0.0	0	0
Chargers	29	0	278	9.6	34	0
Opponents	26	0	229	8.8	73t	1

Kickoff Returns	Ret.	Yds.	Avg.	Long	TD
Robinson	32	748	23.4	57	0
Lincoln	14	398	28.4	103t	1
Bethune	12	251	20.9	27	0
McDougall	3	71	23.7	28	0
Coan	2	31	15.5	28	0
Gibson	2	55	27.5	39	0
B. Jackson	1	16	16.0	16	0
Klotz TM	1	15	15.0	15	0
Chargers	67	1585	23.7	103t	1
Opponents	56	1231	22.0	87t	1

Field Goals	1-19	20-29	30-39	40-49	50+
Blair	5/7	5/5	2/2	5/6	0/0
Chargers	5/7	5/5	2/2	5/6	0/0
Opponents	8/16	2/4	4/5	2/4	1/2

Blair (276) (43G,27G) (43N,43G) (27G,15G) () (27G) (44G,30G) (29G) () (10G,27G) (11N,17G,11G) (12G) (42G,42G) (35G)

1960 FINAL STATISTICS

(10-4 Overall) First AFL West - Sid Gillman
Home (5-2); Away (5-2); Postseason (0-1)

Date	W/L	Score	Opponent	Att.
09/10	W	21-20	Dallas (AFL)	17,724
09/18	L	28-38	at Houston	20,156
09/25	L	0-17	at Dallas (AFL)	42,000
10/02	W	24-10	at Buffalo	15,821
10/08	L	0-35	Boston	18,226
10/16	W	23-19	at Denver	19,141
10/28	W	45-16	at Boston	13,988
11/04	W	21-7	at New York (AFL)	19,402
11/10	W	24-21	Houston	21,805
11/20	L	3-32	Buffalo	16,161
11/27	W	52-28	Oakland	15,075
12/04	W	41-17	at Oakland	12,061
12/10	W	41-33	Denver	9,928
12/18	W	50-43	New York (AFL)	11,457
AFL Championship Game				
01/01	L	16-24	at Houston	32,183

Team Statistics	Chargers	Opponents
TOTAL FIRST DOWNS	273	259
Rushing	106	97
Passing	141	138
Penalty	26	24
Third Down: Made/Att.	0/0	0/0
Third Down Pct.	.000	.000
Fourth Down: Made/Att.	0/0	0/0
Fourth Down Pct.	.000	.000
TOTAL NET YARDS	4713	4258
Avg. Per Game	336.6	304.1
Total Plays	878	915
Avg. Per Play	5.4	4.7
NET YARDS RUSHING	1900	1705
Avg. Per Game	135.7	121.8
Total Rushes	397	412
NET YARDS PASSING	2813	2553
Avg. Per Game	200.9	182.4
Sacked/Yards Lost	40/364	36/298
Gross Yards	3177	2851
Attempts/Completions	441/229	467/227
Completion Pct.	.519	.486
Had Intercepted	29	28
PUNTS/AVERAGE	58/39.7	62/38.6
NET PUNTING YARDS	36.3	33.8
PENALTIES/YARDS	70/648	59/569
FUMBLES/BALL LOST	30/16	39/17
TOUCHDOWNS	48	42
Rushing	23	20
Passing	21	21
Returns	4	1
TIME OF POSSESSION	30:00	30:00

Score by Quarters	Q1	Q2	Q3	Q4	OT	PTS.
Chargers	73	109	64	127	0	373
Opponents	74	109	87	66	0	336

Scoring	TD	RU	PA	RT	PAT	FG	S	PTS.
Agajanian	0	0	0	0	46/47	13/23	0	85
Lowe	10	8	2	0	0/0	0/0	0	60
Kemp	8	8	0	0	0/0	0/0	0	48
Ferguson	6	4	2	0	0/0	0/0	0	36
R. Anderson	5	0	5	0	0/0	0/0	0	30
Norton	5	0	5	0	0/0	0/0	0	30
Womble	4	0	4	0	0/0	0/0	0	24
Flowers	2	1	1	0	0/0	0/0	0	12
Ford TM	2	2	0	0	0/0	0/0	0	12
D. Harris	1	0	0	1	0/0	0/0	0	6
Kocourek	1	0	1	0	0/0	0/0	0	6
Loudd	1	0	0	1	0/0	0/0	0	6
Maguire	1	0	0	1	0/0	0/0	0	6
Martin TM	1	0	1	0	0/0	0/0	0	6
Nix	1	0	0	1	0/0	0/0	0	6
Chargers	48	23	21	4	46/47	13/23	0	373
Opponents	42	20	21	1	34/38	14/28	1	336

2-Pt. Conversions: Chargers 0-0, Opponents 3-4

Sacks: Chargers 36.0, Opponents 40.0

Passing	Att.	Comp.	Yds.	Comp.%	Yds./Att.	TD	TD%	Int.	Int.%	Long	Sack/Lost	Rating
Kemp	406	211	3018	.520	7.43	20	.049	25	.062	55t	0/0	67.1
Clatterback	23	15	112	.652	4.87	1	.043	1	.043	0	0/0	73.1
Laraba	7	2	23	.286	3.29	0	.000	2	.286	0	0/0	1.2
Lowe	3	1	24	.333	8.00	0	.000	0	.000	24	0/0	63.2
Ford TM	1	0	0	.000	0.00	0	.000	0	.000	0	0/0	39.6
Waller	1	0	0	.000	0.00	0	.000	1	100.0	0	0/0	0.0
Chargers	441	229	3177	.519	7.20	21	.048	29	.066	55t	40/364	63.8
Opponents	467	227	2851	.486	6.10	21	.045	28	.060	21	36/298	58.0

Rushing	No.	Yds.	Avg.	Long	TD
Lowe	136	855	6.3	8	8
Ferguson	126	438	3.5	12	4
Kemp	45	238	4.4	8	8
Ford TM	20	154	7.7	0	2
Flowers	39	161	4.1	0	1
Martin TM	6	23	3.8	0	0
Laraba	3	13	4.3	0	0
Clatterback	3	11	3.7	0	0
Waller	1	5	0.6	3	0
Norton	1	2	2.0	0	0
Chargers	397	1900	4.8	12	23
Opponents	412	1705	4.1	20	20

Receiving	No.	Yds.	Avg.	Long	TD
R. Anderson	44	614	14.0	46t	5
Kocourek	40	662	16.6	12	1
Womble	32	316	9.9	26	2
Clark	27	431	16.0	36	0
Norton	25	414	16.6	0	5
Lowe	23	377	16.4	6	2
Ferguson	21	168	8.0	4t	2
Flowers	12	153	12.8	55t	1
Martin TM	2	18	9.0	0	1
Waller	3	24	8.0	3	0
Chargers	229	3177	13.9	55t	19
Opponents	227	2851	12.6	21	21

Interceptions	No.	Yds.	Avg.	Long	TD
D. Harris	5	56	11.2	42t	1
Nix	4	30	7.5	17t	1
McNeil	3	47	15.7	39	0
Maguire	3	37	12.3	37	0
Loudd	3	17	5.7	12	0
Sears	2	73	36.5	26	0
Zeman	2	25	12.5	25	0
Botchan	2	8	4.0	8	0
Garner	2	2	1.0	2	0
Laraba	1	17	17.0	17	0
Schleicher	1	5	5.0	5	0
Chargers	28	317	11.3	42t	2
Opponents	29	284	9.8	33	1

Punting	No.	Yds.	Avg.	Net	TB	I-20	Lg.	B
Maguire	43	1743	40.5	37.3	0	0	61	0
Laraba	15	558	37.2	33.3	0	0	0	0
Chargers	58	2301	39.7	36.3	0	0	61	0
Opponents	62	2393	38.6	33.8	0	0	66	1

Punt Returns	Ret.	FC	Yds.	Avg.	Lg.	TD
D. Harris	13	0	105	8.1	14	0
Sears	9	0	101	11.2	14	0
Garner	6	0	85	14.2	36	0
Ford TM	2	0	6	3.0	3	0
Lowe	1	0	0	0.0	0	0
Chargers	31	0	297	9.6	36	0
Opponents	17	0	197	11.6	51	0

Kickoff Returns	Ret.	Yds.	Avg.	Long	TD
Lowe	28	611	21.8	31	0
Ford TM	13	294	22.6	0	0
Norton	8	153	19.1	13	0
Sears	8	155	19.4	24	0
DeLuca	1	0	0.0	0	0
Chargers	58	1213	20.9	31	0
Opponents	70	1481	21.2	33	0

Field Goals	1-19	20-29	30-39	40-49	50+
Agajanian	3/12	5/5	2/3	3/3	0/0
Chargers	3/12	5/5	2/3	3/3	0/0
Opponents	6/17	3/3	3/3	2/5	0/0

Agajanian (36B) (45N) (45N,32N) (16G) () (11G,26G,47G) (35N,41N,18G) (33 N, 43N) (27N,22G) (31G) (28G) (46N) (23G,40G) (41G,37G,27G)

BOLT UP ⚡



Derwin James Jr.
33
DERWIN JAMES JR.
#33 ⚡ S

HISTORY

ALL-TIME SERIES HISTORY

REGULAR SEASON

POSTSEASON

PRESEASON

Franchise	REGULAR SEASON					POSTSEASON					PRESEASON			
	W	L	T	Pct.	PF	PA	W	L	Pct.	PF	PA	W	L	T
Arizona Cardinals ¹	10	4	0	.714	367	277	0	0	—			14	11	0
Atlanta Falcons	3	8	0	.273	150	230	0	0	—			4	2	0
Baltimore Ravens	5	7	0	.417	236	253	1	0	1.000	23	17	0	0	0
Buffalo Bills	24	11	2	.686	916	636	1	2	.333	27	57	0	0	1
Carolina Panthers	1	6	0	.143	109	168	0	0	—			0	0	0
Chicago Bears	6	7	0	.462	249	220	0	0	—			4	3	0
Cincinnati Bengals	21	14	0	.600	830	756	1	1	.500	34	37	0	0	0
Cleveland Browns ²	17	9	1	.648	650	512	0	0	—			1	0	1
Dallas Cowboys	5	6	0	.455	261	256	0	0	—			9	7	0
Denver Broncos	53	68	1	.438	2,622	2,593	0	1	.000	17	24	5	2	0
Detroit Lions	7	5	0	.583	254	263	0	0	—			0	1	0
Green Bay Packers	2	10	0	.167	212	353	0	0	—			2	1	1
Houston Texans	5	2	0	.714	184	127	0	0	—			1	0	0
Indianapolis Colts ³	17	10	0	.630	646	473	2	1	.667	71	76	2	2	0
Jacksonville Jaguars	9	3	0	.750	375	217	0	0	—			0	0	0
Kansas City Chiefs ⁴	56	64	1	.467	2,459	2,685	1	0	1.000	17	0	5	2	0
Las Vegas Raiders ⁵	55	65	2	.459	2,652	2,671	0	1	.000	27	34	7	7	0
Los Angeles Rams ⁶	5	7	0	.417	313	325	0	0	—			19	18	0
Miami Dolphins	14	17	0	.452	696	685	2	2	.500	76	124	3	1	0
Minnesota Vikings	6	7	0	.462	310	318	0	0	—			3	11	1
New England Patriots ⁷	14	23	2	.378	747	949	1	3	.250	112	96	5	2	0
New Orleans Saints	7	6	0	.538	350	264	0	0	—			4	5	0
New York Giants	7	5	0	.583	319	281	0	0	—			5	3	0
New York Jets ⁸	23	12	1	.657	1,030	733	0	2	.000	31	37	4	2	1
Philadelphia Eagles	7	5	0	.583	235	242	0	0	—			3	1	0
Pittsburgh Steelers	8	23	0	.258	575	797	2	1	.667	72	76	1	2	0
San Francisco 49ers	8	6	0	.571	323	374	0	1	.000	26	49	22	26	0
Seattle Seahawks	25	26	0	.490	1,067	1,066	0	0	—			5	12	0
Tampa Bay Buccaneers	8	4	0	.667	331	250	0	0	—			0	0	0
Tennessee Titans ⁹	27	15	1	.643	1,108	944	1	3	.250	50	57	7	3	0
Washington Football Team ¹⁰	4	7	0	.364	239	268	0	0	—			1	0	0
ALL-TIME TOTALS	459	462	11	.498	20,815	20,186	12	18	.400	583	684	136	125	4

Note: Prior to 1972, tie games were not included in winning percentage.

1—Known as St. Louis Cardinals (1960-87) and Phoenix Cardinals (1988-93)

2—Did not play from 1996-98 after relocation to Baltimore, but rejoined as an expansion franchise in 1999

3—Known as Baltimore Colts (1960-83)

4—Known as Dallas Texans (1960-62)

5—Known as Oakland Raiders (1960-81 and 1995-2019) and Los Angeles Raiders (1982-94)

6—Known as Los Angeles Rams (1960-94 and 2016-present) and St. Louis Rams (1995-2015)

7—Known as Boston Patriots (1960-70)

8—Known as Titans of New York (1960-62)

9—Known as Houston Oilers (1960-96) and Tennessee Oilers (1997-98)

10—Known as Washington Redskins (1960-2019)

CHARGERS WARMEST AND COLDEST GAMES

Date	Opponent	Result	Temp.	Conditions	Date	Opponent	Result	Temp.	Conditions
Sept. 4, 1988	at L.A. Raiders	L, 24-13	108°	Hazy	Jan. 10, 1982	at Cincinnati	L, 27-7	-9°	-59° Wind Chill*
Sept. 28, 1997	vs. Baltimore	W, 21-17	105°	Sunny	Dec. 10, 1972	at Denver	L, 38-13	9°	Mostly Sunny
Sept. 24, 1978	vs. Green Bay	L, 24-3	102°	Sunny	Nov. 19, 1978	at Minnesota	W, 13-7	15°	Partly Sunny
Sept. 22, 2002	at Arizona	W, 23-15	100°	Sunny	Dec. 19, 2004	at Cleveland	W, 21-0	18°	-10° wind chill
Aug. 21, 2004	at Arizona	W, 38-13	99°	Clear	Dec. 17, 1989	at Kansas City	W, 20-13	18°	Mostly Sunny
Oct. 9, 1994	vs. Kansas City	W, 20-6	99°	Sunny	Dec. 27, 1987	at Denver	L, 24-0	20°	Blizzard
Aug. 6, 1976	vs. New England [†]	W, 26-17	98°	Sunny	Dec. 16, 1973	at Kansas City	L, 33-6	22°	Overcast
Sept. 16, 1979	vs. Buffalo	W, 27-19	97°	Sunny	Jan. 20, 2008	at New England [†]	L, 21-12	23°	9° Wind Chill
Aug. 31, 2001	at Arizona [†]	L, 16-3	97°	Partly Cloudy	Nov. 24, 2013	at Kansas City	W, 41-38	24°	15° Wind Chill
Oct. 4, 1970	at L.A. Rams	L, 37-10	97°	Hazy	Dec. 21, 1975	at Cincinnati	L, 47-14	24°	Cloudy
					Dec. 4, 1978	vs. Chicago**	W, 40-7	48°	Clear

[†]Preseason game

**Preseason game in Norman, Okla.

[†]Postseason game

*NFL Record

**Coldest game at home

SERIES RESULTS

ARIZONA CARDINALS¹

Regular Season (10-4-0, .714)

Nov. 15, 1971 vs. St. Louis	W, 20-17
Sept. 26, 1976 vs. St. Louis	W, 43-24
Nov. 20, 1983 at St. Louis	L, 44-14
Sept. 20, 1987 vs. St. Louis	W, 28-24
Oct. 1, 1989 at Phoenix	W, 24-23
Dec. 6, 1992 at Phoenix	W, 27-21
Dec. 9, 1995 vs. Arizona	W, 28-25
Dec. 27, 1998 at Arizona	L, 16-13
Nov. 25, 2001 vs. Arizona	L, 20-17
Sept. 22, 2002 at Arizona	W, 23-15
Dec. 31, 2006 vs. Arizona	W, 27-20
Oct. 3, 2010 vs. Arizona	W, 41-10
Sept. 8, 2014 at Arizona	L, 18-17
Nov. 25, 2018 vs. Arizona	W, 45-10

¹Known as St. Louis Cardinals (1960-87) and Phoenix Cardinals (1988-93)

ATLANTA FALCONS

Regular Season (3-8-0, .273)

Oct. 21, 1973 vs. Atlanta	L, 41-0
Dec. 2, 1979 vs. Atlanta	L, 28-26
Nov. 13, 1988 at Atlanta	W, 10-7
Sept. 15, 1991 vs. Atlanta	L, 13-10
Nov. 6, 1994 at Atlanta	L, 10-9
Dec. 7, 1997 vs. Atlanta	L, 14-3
Oct. 17, 2004 at Atlanta	L, 21-20
Nov. 30, 2008 vs. Atlanta	L, 22-16
Sept. 23, 2012 vs. Atlanta	L, 27-3
Oct. 23, 2016 at Atlanta	W, 33-30 (OT)
Dec. 13, 2020 vs. Atlanta	W, 20-17

BALTIMORE RAVENS

Regular Season (5-7-0, .417)

Postseason (1-0, 1.000)

Sept. 28, 1997 vs. Baltimore	W, 21-17
Nov. 15, 1998 vs. Baltimore	W, 14-13
Dec. 10, 2000 at Baltimore	L, 24-3
Sept. 21, 2003 vs. Baltimore	L, 24-10
Oct. 1, 2006 at Baltimore	L, 16-13
Nov. 25, 2007 vs. Baltimore	W, 32-14
Sept. 20, 2009 vs. Baltimore	L, 31-26
Dec. 18, 2011 vs. Baltimore	W, 34-14
Nov. 25, 2012 vs. Baltimore	L, 16-13 (OT)
Nov. 30, 2014 at Baltimore	W, 34-33
Nov. 1, 2015 at Baltimore	L, 29-33
Dec. 22, 2018 vs. Baltimore	L, 22-10
Jan. 6, 2019 at Baltimore ¹	W, 23-17

¹AFC Wild Card

BUFFALO BILLS

Regular Season (24-11-2, .686)²

Postseason (1-2, .333)

Oct. 2, 1960 at Buffalo	W, 24-10
Nov. 20, 1960 vs. Buffalo	L, 32-3
Sept. 30, 1961 at Buffalo	W, 19-11
Dec. 10, 1961 vs. Buffalo	W, 28-10
Oct. 13, 1962 at Buffalo	L, 35-10
Nov. 11, 1962 vs. Buffalo	L, 40-20
Sept. 8, 1963 vs. Buffalo	W, 14-10
Nov. 17, 1963 at Buffalo	W, 23-13
Sept. 26, 1964 at Buffalo	L, 30-3
Nov. 26, 1964 vs. Buffalo	L, 27-24
Dec. 26, 1964 at Buffalo ³	L, 20-7
Oct. 10, 1965 at Buffalo	W, 34-3
Nov. 25, 1965 vs. Buffalo ³	T, 20-20
Dec. 26, 1965 vs. Buffalo ⁴	L, 23-0
Sept. 4, 1966 vs. Buffalo	W, 27-7
Oct. 16, 1966 at Buffalo ⁵	T, 17-17
Oct. 1, 1967 at Buffalo	W, 37-17

Nov. 17, 1968 at Buffalo	W, 21-6
Dec. 14, 1969 vs. Buffalo	W, 45-6
Oct. 23, 1971 vs. Buffalo	W, 20-3
Sept. 23, 1973 vs. Buffalo	W, 34-7
Nov. 21, 1976 at Buffalo	W, 34-13
Sept. 16, 1979 vs. Buffalo	W, 27-19
Oct. 5, 1980 vs. Buffalo	L, 26-24
Nov. 3, 1981 vs. Buffalo ⁶	W, 20-14
Dec. 6, 1981 vs. Buffalo	L, 28-27
Sept. 8, 1985 at Buffalo	W, 14-9
Dec. 1, 1985 vs. Buffalo	W, 40-7
Sept. 6, 1998 vs. Buffalo	W, 16-14
Oct. 15, 2000 at Buffalo	L, 27-24 (OT)
Oct. 28, 2001 vs. Buffalo	W, 27-24
Dec. 15, 2002 at Buffalo	L, 20-13
Nov. 20, 2005 vs. Buffalo	W, 48-10
Dec. 3, 2006 at Buffalo	W, 24-21
Oct. 19, 2008 at Buffalo	L, 23-14
Dec. 11, 2011 vs. Buffalo	W, 37-10
Sept. 21, 2014 at Buffalo	W, 22-10
Nov. 19, 2017 vs. Buffalo	W, 54-24
Dec. 16, 2018 at Buffalo	W, 31-20
Nov. 29, 2020 at Buffalo	L, 27-17

²Ties were not counted in winning percentage until the 1972 season. Ties prior to 1972 are not calculated into the series winning percentage.

³AFL Championship

⁴AFC Divisional

CAROLINA PANTHERS

Regular Season (1-6-0, .143)

Sept. 14, 1997 vs. Carolina	L, 26-7
Dec. 17, 2000 at Carolina	L, 30-22
Oct. 24, 2004 at Carolina	W, 17-6
Sept. 7, 2008 vs. Carolina	L, 26-24
Dec. 16, 2012 vs. Carolina	L, 31-7
Dec. 11, 2016 vs. Carolina	L, 28-16
Sept. 27, 2020 at Carolina	L, 21-16

CHICAGO BEARS

Regular Season (6-7-0, .462)

Oct. 18, 1970 at Chicago	W, 20-7
Dec. 8, 1974 vs. Chicago	W, 28-21
Dec. 4, 1978 vs. Chicago	W, 40-7
Oct. 25, 1984 at Chicago	L, 20-17 (OT)
Dec. 3, 1984 vs. Chicago	W, 20-7
Nov. 14, 1993 vs. Chicago	L, 16-13
Dec. 14, 1996 at Chicago	L, 27-14
Nov. 21, 1999 vs. Chicago	L, 23-20 (OT)
Nov. 2, 2003 at Chicago	L, 20-7
Sept. 9, 2007 vs. Chicago	W, 14-3
Nov. 20, 2011 at Chicago	L, 31-20
Nov. 9, 2015 vs. Chicago	L, 22-19
Oct. 27, 2019 at Chicago	W, 17-16

CINCINNATI BENGALS

Regular Season (21-14-0, .600)

Postseason (1-1, .500)

Sept. 6, 1968 vs. Cincinnati	W, 29-13
Sept. 29, 1968 at Cincinnati	W, 31-10
Sept. 21, 1969 at Cincinnati	L, 34-20
Oct. 4, 1969 vs. Cincinnati	W, 21-14
Dec. 6, 1970 vs. Cincinnati	L, 17-14
Nov. 28, 1971 at Cincinnati	L, 31-0
Sept. 30, 1973 vs. Cincinnati	L, 20-13
Sept. 22, 1974 at Cincinnati	W, 20-17
Dec. 21, 1975 at Cincinnati	L, 47-17
Oct. 2, 1977 vs. Cincinnati	W, 24-3
Nov. 5, 1978 vs. Cincinnati	W, 22-13
Nov. 11, 1979 at Cincinnati	W, 26-24
Nov. 2, 1980 at Cincinnati	W, 31-14

Nov. 8, 1981 vs. Cincinnati	L, 40-17
Jan. 10, 1982 at Cincinnati ¹	L, 27-7
Dec. 20, 1982 vs. Cincinnati	W, 50-34
Sept. 22, 1985 at Cincinnati	W, 44-41
Oct. 4, 1987 at Cincinnati	W, 10-9
Dec. 4, 1988 at Cincinnati	L, 27-10
Sept. 16, 1990 vs. Cincinnati	L, 21-16
Dec. 13, 1992 vs. Cincinnati	W, 27-10
Sept. 11, 1994 vs. Cincinnati	W, 27-10
Sept. 8, 1996 vs. Cincinnati	W, 27-14
Nov. 2, 1997 at Cincinnati	L, 38-31
Sept. 19, 1999 vs. Cincinnati	W, 34-7
Sept. 30, 2001 vs. Cincinnati	W, 28-14
Sept. 8, 2002 at Cincinnati	W, 34-6
Nov. 23, 2003 vs. Cincinnati	L, 34-27
Nov. 12, 2006 at Cincinnati	W, 49-41
Dec. 20, 2009 vs. Cincinnati	W, 27-24
Dec. 26, 2010 at Cincinnati	L, 34-20
Dec. 2, 2012 vs. Cincinnati	L, 20-13
Dec. 1, 2013 vs. Cincinnati	L, 17-10
Jan. 5, 2014 at Cincinnati ¹	W, 27-10
Sept. 20, 2015 at Cincinnati	L, 24-19
Dec. 9, 2018 vs. Cincinnati	W, 26-21
Sept. 13, 2020 at Cincinnati	W, 16-13

¹AFC Wild Card

²AFC Championship

CLEVELAND BROWNS

Regular Season (17-9-1, .648)

Nov. 1, 1970 at Cleveland	W, 27-10
Nov. 13, 1972 vs. Cleveland	L, 21-17
Oct. 28, 1973 vs. Cleveland	T, 16-16
Nov. 3, 1974 vs. Cleveland	W, 36-35
Oct. 24, 1976 at Cleveland	L, 21-17
Dec. 4, 1977 vs. Cleveland	W, 37-14
Sept. 7, 1981 at Cleveland	W, 44-14
Dec. 5, 1982 at Cleveland	W, 30-13
Sept. 25, 1983 vs. Cleveland	L, 30-24 (OT)
Sept. 29, 1985 vs. Cleveland	L, 21-7
Dec. 21, 1986 at Cleveland	L, 47-17
Nov. 1, 1987 vs. Cleveland	W, 27-24 (OT)
Sept. 23, 1990 at Cleveland	W, 24-14
Oct. 20, 1991 vs. Cleveland	L, 30-24 (OT)
Nov. 15, 1992 at Cleveland	W, 14-13
Dec. 3, 1995 vs. Cleveland	W, 31-13
Dec. 5, 1999 vs. Cleveland	W, 23-10
Oct. 7, 2001 at Cleveland	L, 20-16
Oct. 19, 2003 at Cleveland	W, 26-20
Oct. 19, 2004 at Cleveland	W, 21-0
Nov. 5, 2006 vs. Cleveland	W, 32-25
Dec. 6, 2009 vs. Cleveland	W, 30-23
Oct. 28, 2012 at Cleveland	L, 7-6
Oct. 4, 2015 vs. Cleveland	W, 30-27
Dec. 24, 2016 at Cleveland	L, 20-17
Dec. 3, 2017 vs. Cleveland	W, 19-10
Oct. 14, 2018 at Cleveland	W, 38-14

DALLAS COWBOYS

Regular Season (5-6-0, .455)

Nov. 5, 1972 vs. Dallas	L, 34-28
Oct. 26, 1980 at Dallas	L, 42-31
Nov. 13, 1983 vs. Dallas	W, 24-23
Nov. 16, 1986 vs. Dallas	L, 24-21
Sept. 9, 1990 at Dallas	L, 17-14
Oct. 15, 1995 vs. Dallas	L, 23-9
Sept. 23, 2001 at Dallas	W, 32-21
Sept. 11, 2005 vs. Dallas	L, 28-24
Dec. 13, 2009 at Dallas	W, 20-17
Sept. 29, 2013 vs. Dallas	W, 30-21
Nov. 23, 2017 at Dallas	W, 28-6

COMMUNITY

FRONT OFFICE

VETERANS

DRAFT PICKS
& FREE AGENTS

2020 IN
REVIEW

ALL-TIME
RESULTS

GENERAL
INFORMATION

DENVER BRONCOS

Regular Season (53-68-1, .438)[†]
Postseason (0-1, .000)

Oct. 16, 1960	at Denver	W, 23-19
Dec. 10, 1960	vs. Denver	W, 41-33
Oct. 29, 1961	vs. Denver	W, 37-0
Nov. 12, 1961	at Denver	W, 19-16
Sept. 7, 1962	at Denver	L, 30-21
Nov. 4, 1962	vs. Denver	L, 23-20
Oct. 6, 1962	at Denver	L, 30-34
Dec. 22, 1963	vs. Denver	W, 58-20
Oct. 18, 1964	vs. Denver	W, 42-14
Nov. 8, 1964	at Denver	W, 31-20
Sept. 11, 1965	vs. Denver	W, 34-31
Nov. 7, 1965	at Denver	W, 35-21
Oct. 30, 1966	vs. Denver	W, 24-17
Nov. 27, 1966	at Denver	L, 20-17
Oct. 22, 1967	at Denver	W, 38-21
Nov. 23, 1967	vs. Denver	W, 24-20
Oct. 20, 1968	vs. Denver	W, 55-24
Dec. 1, 1968	at Denver	W, 47-23
Nov. 2, 1969	at Denver	L, 13-0
Nov. 23, 1969	vs. Denver	W, 45-24
Nov. 8, 1970	vs. Denver	W, 24-21
Dec. 13, 1970	at Denver [†]	T, 17-17
Oct. 17, 1971	at Denver	L, 20-16
Dec. 12, 1971	vs. Denver	W, 45-17
Sept. 24, 1972	vs. Denver	W, 37-14
Dec. 10, 1972	at Denver	L, 38-13
Nov. 11, 1973	at Denver	L, 30-19
Dec. 9, 1973	vs. Denver	L, 42-28
Oct. 20, 1974	at Denver	L, 27-7
Dec. 15, 1974	vs. Denver	W, 17-0
Nov. 16, 1975	vs. Denver	L, 17-10
Nov. 30, 1975	at Denver	L, 13-10 (OT)
Oct. 3, 1976	at Denver	L, 26-0
Nov. 14, 1976	vs. Denver	L, 17-10
Nov. 13, 1977	vs. Denver	L, 17-4
Dec. 11, 1977	at Denver	L, 17-19
Sept. 17, 1978	at Denver	L, 24-7
Oct. 8, 1978	vs. Denver	W, 23-0
Oct. 7, 1979	at Denver	L, 7-0
Dec. 17, 1979	vs. Denver	W, 17-7
Sept. 21, 1980	at Denver	W, 30-13
Nov. 9, 1980	vs. Denver	L, 20-13
Sept. 27, 1981	at Denver	L, 42-24
Nov. 29, 1981	vs. Denver	W, 34-17
Sept. 12, 1982	at Denver	W, 23-3
Nov. 28, 1982	vs. Denver	W, 20-20
Oct. 23, 1983	at Denver	L, 14-6
Nov. 27, 1983	vs. Denver	W, 31-7
Nov. 11, 1984	vs. Denver	L, 16-13
Dec. 9, 1984	at Denver	L, 16-13
Nov. 3, 1985	vs. Denver	W, 30-10
Nov. 17, 1985	at Denver	L, 30-24 (OT)
Oct. 12, 1986	vs. Denver	L, 31-14
Nov. 9, 1986	at Denver	W, 9-3
Nov. 29, 1987	vs. Denver	L, 31-17
Dec. 27, 1987	at Denver	L, 24-0
Sept. 11, 1988	at Denver	L, 34-3
Oct. 2, 1988	vs. Denver	L, 12-10
Oct. 8, 1989	vs. Denver	L, 16-0
Dec. 24, 1989	vs. Denver	W, 19-16
Nov. 11, 1990	vs. Denver	W, 19-7
Dec. 16, 1990	at Denver	L, 20-10
Sept. 22, 1991	at Denver	L, 17-14
Dec. 22, 1991	vs. Denver	L, 27-19
Sept. 13, 1992	at Denver	L, 21-13
Oct. 25, 1992	vs. Denver	W, 24-21
Sept. 12, 1993	at Denver	L, 34-17
Dec. 5, 1993	vs. Denver	W, 13-10
Sept. 4, 1994	at Denver	W, 37-34
Oct. 23, 1994	vs. Denver	L, 20-15
Sept. 24, 1995	vs. Denver	W, 17-6
Nov. 19, 1995	vs. Denver	L, 30-27
Oct. 6, 1996	at Denver	L, 28-17
Dec. 22, 1996	vs. Denver	W, 16-10
Nov. 30, 1997	vs. Denver	L, 38-28
Dec. 21, 1997	at Denver	L, 38-3
Nov. 8, 1998	at Denver	L, 27-10
Nov. 29, 1998	vs. Denver	L, 31-16
Nov. 7, 1999	vs. Denver	L, 33-17
Jan. 2, 2000	at Denver	W, 12-6
Oct. 8, 2000	vs. Denver	L, 21-7
Nov. 19, 2000	at Denver	L, 38-37

Oct. 21, 2001	vs. Denver	W, 27-10
Nov. 11, 2001	at Denver	L, 26-16
Oct. 6, 2002	at Denver	L, 26-9
Dec. 1, 2002	vs. Denver	W, 30-27 (OT)
Sept. 14, 2003	vs. Denver	L, 37-13
Nov. 16, 2003	at Denver	L, 37-8
Sept. 26, 2004	at Denver	L, 23-13
Dec. 5, 2004	vs. Denver	W, 20-17
Sept. 18, 2005	at Denver	L, 20-17
Dec. 31, 2005	vs. Denver	L, 23-7
Nov. 19, 2006	at Denver	W, 35-27
Nov. 10, 2006	vs. Denver	W, 48-20
Oct. 7, 2007	at Denver	W, 41-3
Dec. 24, 2007	vs. Denver	W, 23-3
Sept. 14, 2008	at Denver	L, 39-38
Dec. 28, 2008	vs. Denver	W, 52-21
Oct. 19, 2009	vs. Denver	L, 34-23
Nov. 22, 2009	at Denver	W, 32-3
Nov. 22, 2010	vs. Denver	W, 35-14
Jan. 2, 2011	at Denver	W, 33-28
Oct. 9, 2011	at Denver	W, 29-24
Nov. 27, 2011	vs. Denver	L, 16-13 (OT)
Oct. 15, 2012	vs. Denver	L, 35-24
Nov. 18, 2012	at Denver	L, 30-23
Nov. 10, 2013	vs. Denver	L, 28-20
Dec. 12, 2013	at Denver	W, 27-20
Jan. 12, 2014	at Denver*	L, 24-17
Oct. 23, 2014	at Denver	L, 35-21
Dec. 14, 2014	vs. Denver	L, 22-10
Dec. 6, 2015	vs. Denver	L, 17-20
Jan. 3, 2016	at Denver	L, 27-3
Oct. 13, 2016	vs. Denver	W, 21-13
Oct. 30, 2016	at Denver	L, 27-19
Sept. 11, 2017	at Denver	L, 24-21
Oct. 22, 2017	vs. Denver	W, 21-0
Nov. 18, 2018	vs. Denver	L, 23-22
Dec. 30, 2018	at Denver	W, 23-9
Oct. 6, 2019	vs. Denver	L, 20-13
Dec. 1, 2019	at Denver	L, 23-20
Nov. 1, 2020	at Denver	L, 31-30
Dec. 27, 2020	vs. Denver	W, 19-16

[†]Ties were not counted in winning percentage until the 1972 season. Ties prior to 1972 are not calculated into the series winning percentage.
 *AFC Divisional

DETROIT LIONS

Regular Season (7-5-0, .583)

Oct. 22, 1972	at Detroit	L, 34-20
Nov. 6, 1977	at Detroit	L, 20-0
Oct. 22, 1978	at Detroit	L, 31-14
Sept. 13, 1981	vs. Detroit	W, 28-23
Sept. 30, 1984	vs. Detroit	W, 27-24
Nov. 11, 1996	vs. Detroit	W, 27-21
Oct. 10, 1999	at Detroit	W, 20-10
Dec. 7, 2003	at Detroit	W, 14-7
Dec. 16, 2007	vs. Detroit	W, 51-14
Dec. 24, 2011	at Detroit	L, 38-10
Sept. 13, 2015	vs. Detroit	W, 53-28
Sept. 15, 2019	at Detroit	L, 13-10

GREEN BAY PACKERS

Regular Season (2-10-0, .167)

Oct. 12, 1970	vs. Green Bay	L, 22-20
Nov. 24, 1974	at Green Bay	L, 34-0
Sept. 24, 1978	vs. Green Bay	L, 24-3
Dec. 7, 1984	at Green Bay	W, 34-28
Oct. 12, 1993	vs. Green Bay	L, 20-13
Sept. 15, 1996	at Green Bay	L, 42-10
Oct. 24, 1999	vs. Green Bay	L, 31-3
Dec. 14, 2003	vs. Green Bay	L, 38-21
Nov. 23, 2007	at Green Bay	L, 31-24
Sept. 5, 2011	vs. Green Bay	L, 45-38
Nov. 18, 2015	at Green Bay	L, 27-20
Oct. 3, 2019	vs. Green Bay	W, 26-11

HOUSTON TEXANS

Regular Season (5-2-0, .714)

Sept. 15, 2002	vs. Houston	W, 24-3
Sept. 12, 2004	at Houston	W, 27-10
Oct. 28, 2007	vs. Houston	W, 35-10
Nov. 7, 2010	at Houston	W, 29-23
Sept. 9, 2013	vs. Houston	L, 31-28
Nov. 27, 2016	at Houston	W, 21-13
Sept. 22, 2019	vs. Houston	L, 27-20

INDIANAPOLIS COLTS[†]

Regular Season (17-10-0, .630)
Postseason (2-1, .667)

Sept. 20, 1970	vs. Baltimore	L, 16-14
Oct. 8, 1972	at Baltimore	W, 23-20
Nov. 7, 1976	vs. Baltimore	L, 37-21
Oct. 18, 1981	at Baltimore	W, 43-14
Dec. 26, 1982	vs. Baltimore	W, 44-26
Nov. 4, 1984	at Indianapolis	W, 38-10
Nov. 30, 1986	at Indianapolis	W, 17-3
Nov. 8, 1987	at Indianapolis	W, 16-13
Dec. 20, 1987	vs. Indianapolis	L, 20-7
Oct. 23, 1988	vs. Indianapolis	L, 16-0
Nov. 26, 1989	at Indianapolis	L, 10-6
Oct. 18, 1992	at Indianapolis	W, 34-14
Nov. 1, 1992	vs. Indianapolis	W, 26-0
Nov. 29, 1993	at Indianapolis	W, 31-0
Dec. 17, 1995	at Indianapolis	W, 27-24
Dec. 31, 1995	vs. Indianapolis	L, 35-20
Nov. 3, 1996	at Indianapolis	W, 26-19
Oct. 26, 1997	vs. Indianapolis	W, 35-19
Oct. 4, 1998	at Indianapolis	L, 17-12
Sept. 26, 1999	vs. Indianapolis	L, 27-19
Dec. 26, 2004	at Indianapolis	L, 34-31 (OT)
Dec. 18, 2005	at Indianapolis	W, 26-17
Nov. 11, 2007	vs. Indianapolis	W, 23-21
Jan. 13, 2008	at Indianapolis*	W, 28-24
Nov. 23, 2008	vs. Indianapolis	L, 23-20
Jan. 3, 2009	vs. Indianapolis	W, 23-17 (OT)
Nov. 28, 2010	at Indianapolis	W, 36-14
Oct. 14, 2013	vs. Indianapolis	W, 19-9
Sept. 25, 2016	at Indianapolis	L, 26-22
Sept. 8, 2019	vs. Indianapolis	W, 30-24 (OT)

[†]Known as Baltimore Colts (1960-83)
 **AFC Wild Card
 *AFC Divisional

JACKSONVILLE JAGUARS

Regular Season (8-3-0, .727)

Oct. 5, 2003	at Jacksonville	L, 27-21
Oct. 10, 2004	vs. Jacksonville	W, 34-21
Nov. 18, 2007	at Jacksonville	L, 24-17
Sept. 19, 2010	vs. Jacksonville	W, 38-13
Dec. 5, 2011	at Jacksonville	W, 38-14
Oct. 20, 2013	at Jacksonville	W, 24-6
Sept. 28, 2014	vs. Jacksonville	W, 33-14
Nov. 29, 2015	at Jacksonville	W, 31-25
Sept. 18, 2016	vs. Jacksonville	W, 38-14
Nov. 12, 2017	at Jacksonville	L, 20-17 (OT)
Dec. 8, 2019	at Jacksonville	W, 45-10
Oct. 25, 2020	vs. Jacksonville	W, 39-29

KANSAS CITY CHIEFS[†]

Regular Season (56-64-1, .467)[†]
Postseason (1-0, 1.000)

Sept. 10, 1960	vs. Dallas	W, 21-20
Sept. 25, 1960	at Dallas	L, 17-0
Oct. 10, 1961	vs. Dallas	W, 16-10
Nov. 9, 1961	vs. Dallas	W, 24-14
Oct. 7, 1962	vs. Dallas	W, 32-28
Dec. 16, 1962	at Dallas	L, 26-17
Sept. 29, 1963	vs. Kansas City	W, 24-10
Oct. 20, 1963	at Kansas City	W, 38-17
Nov. 15, 1964	at Kansas City	W, 28-14
Dec. 13, 1964	vs. Kansas City	L, 49-6
Sept. 26, 1965	vs. Kansas City	T, 10-10
Nov. 14, 1965	at Kansas City	L, 31-7
Nov. 6, 1966	at Kansas City	L, 24-14
Dec. 18, 1966	vs. Kansas City	L, 27-17
Oct. 15, 1967	vs. Kansas City	W, 45-31
Nov. 19, 1967	at Kansas City	W, 17-16
Oct. 13, 1968	at Kansas City	L, 42-30
Dec. 8, 1968	vs. Kansas City	L, 20-0
Sept. 14, 1969	vs. Kansas City	L, 27-9
Nov. 9, 1969	at Kansas City	L, 27-3
Nov. 29, 1970	at Kansas City	L, 26-14
Dec. 20, 1970	vs. Kansas City	W, 31-13
Sept. 19, 1971	vs. Kansas City	W, 21-14
Oct. 10, 1971	at Kansas City	L, 31-10
Oct. 29, 1972	vs. Kansas City	L, 26-14
Nov. 19, 1972	at Kansas City	W, 27-17
Nov. 4, 1973	vs. Kansas City	L, 19-0
Dec. 16, 1973	at Kansas City	L, 33-6
Oct. 27, 1974	vs. Kansas City	L, 24-14
Nov. 10, 1974	at Kansas City	W, 14-7
Oct. 19, 1975	vs. Kansas City	L, 12-10

Dec. 7, 1975	at Kansas City	W, 28-20
Sept. 12, 1976	at Kansas City	W, 30-16
Nov. 28, 1976	vs. Kansas City	L, 23-20
Sept. 25, 1977	at Kansas City	W, 23-7
Oct. 23, 1977	vs. Kansas City	L, 21-16
Nov. 12, 1978	vs. Kansas City	W, 29-23 (OT)
Nov. 26, 1978	at Kansas City	L, 23-0
Nov. 4, 1979	at Kansas City	W, 20-14
Nov. 25, 1979	vs. Kansas City	W, 28-7
Sept. 28, 1980	at Kansas City	W, 24-7
Nov. 16, 1980	vs. Kansas City	W, 20-7
Sept. 20, 1981	at Kansas City	W, 42-31
Nov. 1, 1981	vs. Kansas City	W, 22-20
Sept. 19, 1982	at Kansas City	L, 19-12
Sept. 12, 1983	at Kansas City	W, 17-14
Dec. 11, 1983	vs. Kansas City	W, 41-38
Oct. 14, 1984	at Kansas City	L, 31-13
Dec. 16, 1984	vs. Kansas City	L, 42-21
Oct. 13, 1985	vs. Kansas City	W, 31-20
Dec. 22, 1985	at Kansas City	L, 38-34
Oct. 19, 1986	at Kansas City	L, 42-41
Nov. 2, 1986	vs. Kansas City	L, 24-23
Sept. 13, 1987	at Kansas City	L, 20-13
Oct. 25, 1987	vs. Kansas City	W, 42-21
Sept. 25, 1988	at Kansas City	W, 24-23
Dec. 18, 1988	vs. Kansas City	W, 24-13
Sept. 24, 1989	vs. Kansas City	W, 21-6
Dec. 17, 1989	at Kansas City	W, 20-13
Nov. 18, 1989	at Kansas City	L, 27-10
Dec. 23, 1990	vs. Kansas City	L, 24-21
Sept. 29, 1991	vs. Kansas City	L, 14-13
Dec. 8, 1991	at Kansas City	L, 20-17 (OT)
Sept. 6, 1992	vs. Kansas City	L, 24-10
Nov. 8, 1992	at Kansas City	L, 16-14
Jan. 2, 1993	vs. Kansas City	W, 17-0
Oct. 17, 1993	vs. Kansas City	L, 17-14
Dec. 19, 1993	at Kansas City	L, 28-24
Oct. 9, 1994	vs. Kansas City	W, 20-6
Nov. 13, 1994	at Kansas City	W, 14-13
Oct. 9, 1995	at Kansas City	L, 29-23 (OT)
Nov. 12, 1995	vs. Kansas City	L, 22-7
Sept. 29, 1996	vs. Kansas City	W, 22-19
Nov. 24, 1996	at Kansas City	W, 28-14
Oct. 16, 1997	at Kansas City	L, 31-3
Dec. 14, 1997	vs. Kansas City	L, 29-7
Sept. 20, 1998	at Kansas City	L, 23-7
Nov. 22, 1998	vs. Kansas City	W, 38-37
Oct. 3, 1999	vs. Kansas City	W, 21-14
Oct. 31, 1999	at Kansas City	L, 34-0
Sept. 17, 2000	at Kansas City	L, 42-10
Nov. 26, 2000	vs. Kansas City	W, 17-16
Nov. 4, 2001	vs. Kansas City	L, 25-20
Dec. 23, 2001	at Kansas City	L, 20-17
Oct. 13, 2002	vs. Kansas City	W, 35-34
Dec. 22, 2002	at Kansas City	L, 24-22
Sept. 7, 2003	at Kansas City	L, 27-14
Nov. 30, 2003	vs. Kansas City	L, 28-24
Nov. 28, 2004	at Kansas City	W, 34-31
Jan. 2, 2005	vs. Kansas City	W, 24-17
Oct. 30, 2005	vs. Kansas City	W, 28-20
Dec. 24, 2005	at Kansas City	L, 20-7
Oct. 22, 2006	at Kansas City	L, 30-27
Dec. 17, 2006	vs. Kansas City	W, 20-9
Sept. 30, 2007	vs. Kansas City	L, 30-16
Dec. 2, 2007	at Kansas City	W, 24-10
Nov. 9, 2008	vs. Kansas City	W, 20-19
Dec. 14, 2008	at Kansas City	W, 22-21
Oct. 25, 2009	at Kansas City	W, 37-7
Nov. 29, 2009	vs. Kansas City	W, 43-14
Sept. 13, 2010	at Kansas City	L, 21-14
Dec. 12, 2010	vs. Kansas City	W, 31-0
Sept. 25, 2011	vs. Kansas City	W, 20-17
Oct. 31, 2011	at Kansas City	L, 23-20 (OT)
Sept. 30, 2012	at Kansas City	W, 37-20
Nov. 1, 2012	vs. Kansas City	W, 31-13
Nov. 24, 2013	at Kansas City	W, 41-38
Dec. 29, 2013	vs. Kansas City	W, 27-24 (OT)

Oct. 19, 2014	vs. Kansas City	L, 23-20
Dec. 28, 2014	at Kansas City	L, 19-7
Nov. 22, 2015	vs. Kansas City	L, 33-3
Dec. 13, 2015	at Kansas City	L, 10-3
Sept. 11, 2016	at Kansas City	L, 33-27 (OT)
Jan. 1, 2017	vs. Kansas City	L, 37-27
Sept. 24, 2017	vs. Kansas City	L, 24-10
Dec. 16, 2017	at Kansas City	L, 30-13
Sept. 9, 2018	vs. Kansas City	L, 38-28
Dec. 13, 2018	at Kansas City	W, 29-28
Nov. 18, 2019	vs. Kansas City	L, 24-17
Dec. 29, 2019	at Kansas City	L, 31-21
Sept. 20, 2020	vs. Kansas City	L, 23-20 (OT)
Jan. 3, 2021	at Kansas City	W, 38-21

[†]Known as Dallas Texans (1960-62)
[‡]Ties were not counted in winning percentage until the 1972 season. Ties prior to 1972 are not calculated into the series winning percentage.
[§]Played at Estadio Azteca in Mexico City, Mexico.
[¶]AFC Wild Card

LAS VEGAS RAIDERS[†]
Regular Season (55-65-2, .459)[‡]
Postseason (0-1, .000)

Nov. 27, 1960	vs. Oakland	W, 52-28
Dec. 4, 1960	at Oakland	W, 41-17
Sept. 17, 1961	vs. Oakland	W, 44-0
Oct. 22, 1961	at Oakland	W, 41-10
Sept. 30, 1962	at Oakland	W, 42-33
Dec. 2, 1962	vs. Oakland	W, 31-21
Oct. 27, 1963	vs. Oakland	L, 34-33
Dec. 8, 1963	at Oakland	L, 41-27
Nov. 1, 1964	vs. Oakland	W, 31-17
Nov. 20, 1964	at Oakland	L, 21-20
Sept. 19, 1965	at Oakland	W, 17-6
Dec. 19, 1965	vs. Oakland	W, 24-14
Sept. 25, 1966	at Oakland	W, 29-20
Nov. 13, 1966	vs. Oakland	L, 41-19
Dec. 3, 1967	at Oakland	L, 51-10
Oct. 9, 1967	vs. Oakland	L, 41-21
Dec. 13, 1968	at Oakland	W, 23-14
Oct. 15, 1968	vs. Oakland	L, 34-27
Oct. 26, 1969	vs. Oakland	L, 24-12
Nov. 16, 1969	at Oakland	L, 21-16
Sept. 27, 1970	vs. Oakland [§]	T, 27-27
Nov. 22, 1970	at Oakland	L, 20-17
Sept. 26, 1971	vs. Oakland	L, 34-0
Nov. 21, 1971	at Oakland	L, 34-33
Oct. 1, 1972	at Oakland [§]	T, 17-17
Dec. 3, 1972	vs. Oakland	L, 21-19
Oct. 14, 1973	vs. Oakland	L, 27-17
Nov. 25, 1973	at Oakland	L, 31-3
Oct. 13, 1974	vs. Oakland	L, 14-10
Nov. 17, 1974	at Oakland	L, 17-10
Oct. 5, 1975	vs. Oakland	L, 6-0
Oct. 26, 1975	at Oakland	L, 25-0
Oct. 10, 1976	vs. Oakland	L, 27-17
Oct. 12, 1976	at Oakland	L, 24-0
Dec. 18, 1977	at Oakland	L, 24-0
Nov. 20, 1977	vs. Oakland	W, 12-7
Oct. 10, 1978	vs. Oakland	L, 21-20
Oct. 29, 1978	at Oakland	W, 27-23
Sept. 9, 1979	vs. Oakland	W, 30-10
Oct. 25, 1979	at Oakland	L, 45-22
Oct. 14, 1980	vs. Oakland	W, 30-24 (OT)
Sept. 12, 1980	at Oakland	L, 38-24
Jan. 11, 1981	vs. Oakland [¶]	L, 34-27
Nov. 22, 1981	at Oakland	W, 55-21
Dec. 21, 1981	vs. Oakland	W, 23-10
Nov. 22, 1982	at Los Angeles	L, 28-24
Jan. 2, 1983	vs. Los Angeles	L, 41-34
Dec. 1, 1983	vs. Los Angeles	L, 42-10
Dec. 18, 1983	at Los Angeles	L, 30-14
Oct. 24, 1984	at Los Angeles	L, 33-30
Sept. 21, 1984	vs. Los Angeles	L, 44-37
Oct. 28, 1985	at Los Angeles	L, 34-21
Nov. 10, 1985	vs. Los Angeles	W, 40-34 (OT)

Sept. 28, 1986	at Los Angeles	L, 17-13
Nov. 20, 1986	vs. Los Angeles	L, 37-31 (OT)
Oct. 18, 1987	at Los Angeles	W, 23-07
Nov. 15, 1987	vs. Los Angeles	W, 16-14
Sept. 4, 1988	at Los Angeles	L, 24-13
Nov. 6, 1988	vs. Los Angeles	L, 13-3
Sept. 10, 1989	at Los Angeles	L, 40-14
Oct. 12, 1989	vs. Los Angeles	W, 14-12
Oct. 21, 1990	vs. Los Angeles	L, 24-9
Dec. 30, 1990	at Los Angeles	L, 17-12
Oct. 6, 1991	at Los Angeles	W, 21-13
Dec. 1, 1991	vs. Los Angeles	L, 9-7
Nov. 29, 1992	vs. Los Angeles	W, 27-3
Nov. 20, 1992	at Los Angeles	W, 36-14
Nov. 31, 1993	at Los Angeles	W, 30-23
Oct. 21, 1993	vs. Los Angeles	L, 12-7
Sept. 25, 1994	at Los Angeles	W, 26-24
Dec. 5, 1994	vs. Los Angeles	L, 24-17
Sept. 3, 1995	at Oakland	L, 17-7
Nov. 27, 1995	vs. Oakland	W, 12-6
Sept. 22, 1996	at Oakland	W, 40-34
Oct. 21, 1996	vs. Oakland	L, 23-14
Oct. 5, 1997	at Oakland	W, 25-10
Nov. 16, 1997	vs. Oakland	L, 38-13
Oct. 11, 1998	at Oakland	L, 7-6
Dec. 10, 1998	vs. Oakland	L, 17-10
Nov. 14, 1999	vs. Oakland	L, 28-9
Dec. 26, 1999	vs. Oakland	W, 23-20
Sept. 3, 2000	at Oakland	L, 9-6
Oct. 29, 2000	vs. Oakland	L, 15-13
Nov. 18, 2001	at Oakland	L, 34-24
Dec. 15, 2001	vs. Oakland	L, 13-6
Oct. 20, 2002	at Oakland	W, 27-21 (OT)
Dec. 8, 2002	vs. Oakland	L, 27-7
Sept. 28, 2003	at Oakland	L, 34-31 (OT)
Dec. 28, 2003	vs. Oakland	W, 21-14
Oct. 31, 2004	vs. Oakland	W, 42-14
Nov. 21, 2004	at Oakland	W, 23-17
Oct. 16, 2005	at Oakland	W, 27-14
Dec. 4, 2005	vs. Oakland	W, 34-10
Sept. 11, 2006	at Oakland	W, 27-0
Nov. 26, 2006	vs. Oakland	W, 21-14
Oct. 14, 2007	vs. Oakland	W, 28-14
Dec. 30, 2007	at Oakland	W, 30-17
Sept. 28, 2008	at Oakland	W, 28-18
Dec. 4, 2008	vs. Oakland	W, 34-7
Sept. 14, 2009	at Oakland	W, 24-20
Nov. 1, 2009	vs. Oakland	W, 24-16
Oct. 10, 2010	at Oakland	L, 35-27
Dec. 5, 2010	vs. Oakland	L, 28-13
Nov. 10, 2011	vs. Oakland	L, 24-17
Jan. 1, 2012	at Oakland	W, 38-26
Sept. 10, 2012	at Oakland	W, 22-14
Dec. 30, 2012	vs. Oakland	W, 24-21
Oct. 6, 2013	at Oakland	L, 27-17
Dec. 22, 2013	vs. Oakland	W, 26-13
Oct. 12, 2014	at Oakland	W, 31-28
Nov. 16, 2014	vs. Oakland	W, 13-6
Oct. 25, 2015	vs. Oakland	L, 37-29
Dec. 24, 2015	at Oakland	L, 23-20 (OT)
Oct. 9, 2016	at Oakland	L, 34-31
Dec. 18, 2016	vs. Oakland	L, 19-16
Oct. 15, 2017	at Oakland	W, 17-16
Dec. 31, 2017	vs. Oakland	W, 30-10
Oct. 7, 2018	vs. Oakland	W, 26-10
Nov. 11, 2018	at Oakland	W, 20-6
Nov. 7, 2019	at Oakland	L, 26-24
Dec. 22, 2019	vs. Oakland	L, 24-17
Nov. 8, 2020	vs. Las Vegas	L, 31-26
Dec. 17, 2020	at Las Vegas	W, 30-27 (OT)

[†]Known as Oakland Raiders (1960-81 and 1995-2019) and Los Angeles Raiders (1982-94)
[‡]Ties were not counted in winning percentage until the 1972 season. Ties prior to 1972 are not calculated into the series winning percentage.
[¶]AFC Championship

LOS ANGELES RAMS[†]**Regular Season (5-7-0, .417)**

Oct. 4, 1970 at Los Angeles L, 37-10
Oct. 12, 1975 vs. Los Angeles L, 13-10 (OT)
Oct. 21, 1979 at Los Angeles W, 40-16
Nov. 20, 1988 at Los Angeles W, 38-24
Oct. 13, 1991 at Los Angeles L, 30-24
Nov. 27, 1994 vs. Los Angeles W, 31-17
Oct. 1, 2000 at St. Louis L, 57-31
Nov. 10, 2002 at St. Louis L, 28-24
Oct. 29, 2006 vs. St. Louis W, 38-24
Oct. 17, 2010 at St. Louis L, 20-17
Nov. 23, 2014 vs. St. Louis W, 27-24
Sept. 23, 2018 at Los Angeles L, 35-23

[†]*Known as Los Angeles Rams (1960-94 and 2016-present) and St. Louis Rams (1995-2015)*

MIAMI DOLPHINS**Regular Season (14-17-0, .467)****Postseason (2-2, .500)**

Oct. 2, 1966 vs. Miami W, 44-10
Nov. 12, 1967 vs. Miami W, 24-0
Dec. 10, 1967 at Miami L, 41-24
Nov. 3, 1968 vs. Miami W, 34-28
Oct. 11, 1969 at Miami W, 21-14
Oct. 15, 1972 at Miami L, 24-10
Sept. 29, 1974 vs. Miami L, 28-21
Oct. 30, 1977 at Miami W, 14-13
Oct. 15, 1978 vs. Miami L, 28-21
Nov. 20, 1980 at Miami W, 27-24 (OT)
Jan. 2, 1982 at Miami W, 41-38 (OT)
Jan. 16, 1983 at Miami L, 34-13
Nov. 18, 1984 vs. Miami W, 34-28 (OT)
Sept. 7, 1986 vs. Miami W, 50-28
Dec. 16, 1988 at Miami L, 31-28
Dec. 15, 1991 vs. Miami W, 38-30
Jan. 10, 1993 at Miami L, 31-10
Dec. 27, 1993 vs. Miami W, 45-20
Jan. 8, 1995 vs. Miami W, 22-21
Nov. 5, 1995 vs. Miami L, 24-14
Dec. 19, 1999 at Miami L, 12-9
Nov. 12, 2000 vs. Miami L, 17-7
Nov. 24, 2002 at Miami L, 30-3
Oct. 27, 2003 vs. Miami L, 26-10
Dec. 11, 2005 vs. Miami L, 23-21
Oct. 5, 2008 at Miami L, 17-10
Sept. 27, 2009 vs. Miami W, 23-13
Oct. 2, 2011 vs. Miami W, 26-16
Nov. 17, 2013 at Miami L, 20-16
Nov. 2, 2014 at Miami L, 37-0
Dec. 20, 2015 vs. Miami W, 30-14
Nov. 13, 2016 vs. Miami L, 31-24
Sept. 17, 2017 vs. Miami L, 19-17
Sept. 29, 2019 at Miami W, 30-10
Nov. 15, 2020 at Miami L, 29-21

[†]*Played at Sun Devil Stadium in Tempe, Ariz., due to fires in the San Diego area.*

[†]*AFC Divisional*

MINNESOTA VIKINGS**Regular Season (6-7-0, .462)**

Dec. 5, 1971 vs. Minnesota W, 30-14
Nov. 23, 1975 at Minnesota L, 28-13
Nov. 19, 1978 at Minnesota W, 13-7
Oct. 11, 1981 vs. Minnesota L, 33-31
Sept. 2, 1984 at Minnesota W, 42-13
Oct. 20, 1985 at Minnesota L, 21-17
Nov. 7, 1993 at Minnesota W, 30-17
Nov. 28, 1999 at Minnesota L, 35-27
Nov. 9, 2003 vs. Minnesota W, 42-28
Nov. 4, 2007 at Minnesota L, 35-17
Sept. 11, 2011 vs. Minnesota W, 24-17
Sept. 27, 2015 at Minnesota L, 31-14
Dec. 15, 2019 vs. Minnesota L, 39-10

NEW ENGLAND PATRIOTS[†]**Regular Season (14-23-2, .378)[†]****Postseason (1-3, .250)**

Oct. 8, 1960 vs. Boston L, 35-0
Oct. 28, 1960 at Boston W, 45-16
Oct. 7, 1961 at Boston W, 38-27
Dec. 17, 1961 vs. Boston L, 41-0
Oct. 19, 1962 at Boston L, 24-20
Dec. 9, 1962 vs. Boston L, 20-14
Sept. 14, 1963 vs. Boston W, 17-13
Nov. 10, 1963 at Boston W, 7-6
Jan. 5, 1964 vs. Boston W, 51-10
Oct. 20, 1964 vs. Boston L, 33-28
Oct. 9, 1964 at Boston W, 26-17
Oct. 17, 1965 at Boston L, 13-13
Oct. 31, 1965 vs. Boston L, 22-6
Sept. 10, 1966 vs. Boston W, 24-0
Oct. 23, 1966 at Boston L, 35-17
Sept. 9, 1967 vs. Boston W, 28-14
Oct. 8, 1967 vs. Boston T, 31-31
Nov. 10, 1968 at Boston W, 27-17
Oct. 19, 1969 at Boston W, 13-10
Oct. 10, 1969 vs. Boston W, 28-18
Nov. 15, 1970 at Boston W, 16-14
Dec. 1, 1973 at New England L, 30-14
Nov. 9, 1975 vs. New England L, 33-19
Oct. 16, 1977 vs. New England L, 24-20
Oct. 1, 1978 at New England L, 28-23
Sept. 23, 1979 at New England L, 27-21
Oct. 16, 1983 at New England L, 37-21
Nov. 20, 1994 at New England L, 23-17
Dec. 1, 1996 vs. New England L, 45-7
Aug. 31, 1997 at New England L, 41-7
Oct. 14, 2001 at New England L, 29-26 (OT)
Sept. 29, 2002 vs. New England W, 21-14
Oct. 2, 2005 at New England W, 41-17
Jan. 14, 2007 vs. New England L, 24-21
Sept. 16, 2007 at New England L, 38-14
Jan. 20, 2008 at New England L, 21-12
Oct. 12, 2008 vs. New England W, 30-10
Oct. 24, 2010 vs. New England L, 23-20
Sept. 18, 2011 at New England L, 35-21
Dec. 7, 2014 vs. New England L, 23-17
Oct. 29, 2017 at New England L, 21-23
Jan. 13, 2019 at New England L, 41-18
Dec. 6, 2020 vs. New England L, 45-0

[†]*Known as Boston Patriots (1960-70)*

[†]*Ties were not counted in winning percentage until the 1972 season. Ties prior to 1972 are not calculated into the series winning percentage.*

[†]*AFL Championship*

[†]*AFC Divisional*

[†]*AFC Championship*

NEW ORLEANS SAINTS**Regular Season (7-6-0, .538)**

Nov. 18, 1973 vs. New Orleans W, 17-14
Oct. 9, 1977 at New Orleans W, 14-0
Dec. 9, 1979 at New Orleans W, 35-0
Oct. 9, 1988 vs. New Orleans L, 23-17
Nov. 17, 1991 vs. New Orleans W, 24-21
Oct. 16, 1994 at New Orleans W, 36-22
Sept. 7, 1997 at New Orleans W, 20-27
Sept. 10, 2000 vs. New Orleans L, 28-27
Nov. 7, 2004 vs. New Orleans W, 43-17
Oct. 26, 2008 at New Orleans L, 37-32
Oct. 7, 2012 at New Orleans L, 31-24
Oct. 2, 2016 vs. New Orleans L, 35-34
Oct. 12, 2020 at New Orleans L, 30-27 (OT)

[†]*Played at Wembley Stadium in London, England*

NEW YORK GIANTS**Regular Season (7-5-0, .583)**

Nov. 7, 1971 at New York L, 35-17
Nov. 1, 1975 at New York L, 35-24
Oct. 19, 1980 vs. New York W, 44-7
Oct. 2, 1983 at New York W, 41-34
Sept. 14, 1986 at New York L, 20-37
Oct. 22, 1989 vs. New York L, 20-13
Dec. 23, 1995 at New York W, 27-16
Sept. 27, 1998 vs. New York L, 34-17
Sept. 25, 2005 vs. New York W, 45-23
Nov. 8, 2009 at New York W, 21-20
Dec. 8, 2013 vs. New York W, 37-14
Oct. 8, 2017 at New York W, 27-22

NEW YORK JETS[†]**Regular Season (23-12-1, .657)[†]****Postseason (0-2, .000)**

Nov. 4, 1960 at New York W, 21-7
Dec. 18, 1960 vs. New York W, 50-43
Oct. 15, 1961 at New York W, 25-10
Nov. 5, 1961 vs. New York W, 48-13
Sept. 16, 1962 vs. New York W, 40-14
Oct. 28, 1962 at New York L, 23-3
Oct. 13, 1963 vs. New York W, 24-20
Nov. 2, 1963 at New York W, 53-7
Oct. 3, 1964 at New York T, 17-17
Dec. 6, 1964 vs. New York W, 38-3
Oct. 23, 1965 at New York W, 34-9
Dec. 4, 1965 vs. New York W, 38-7
Oct. 8, 1966 at New York L, 17-16
Dec. 11, 1966 vs. New York W, 42-27
Dec. 24, 1967 vs. New York L, 42-31
Oct. 5, 1968 at New York L, 23-20
Nov. 24, 1968 vs. New York L, 37-15
Sept. 28, 1969 vs. New York W, 34-27
Oct. 31, 1971 vs. New York W, 49-21
Dec. 1, 1974 at New York L, 27-14
Dec. 15, 1975 vs. New York W, 24-16
Dec. 4, 1983 vs. New York L, 41-29
Dec. 3, 1989 vs. New York L, 20-17
Oct. 14, 1990 at New York W, 39-3
Dec. 2, 1990 vs. New York W, 38-17
Nov. 24, 1991 at New York L, 24-3
Dec. 18, 1994 at New York W, 21-6
Nov. 3, 2002 vs. New York L, 44-13
Sept. 19, 2004 vs. New York L, 34-28
Jan. 8, 2005 vs. New York L, 20-17 (OT)
Nov. 6, 2005 at New York W, 31-26
Sept. 22, 2008 vs. New York W, 48-29
Jan. 17, 2010 vs. New York L, 17-14
Oct. 23, 2011 at New York L, 27-21
Dec. 23, 2012 at New York W, 27-17
Oct. 5, 2014 vs. New York W, 31-0
Dec. 24, 2017 at New York W, 14-7
Nov. 22, 2020 vs. New York W, 34-28

[†]*Known as Titans of New York (1960-62)*

[†]*Ties were not counted in winning percentage until the 1972 season. Ties prior to 1972 are not calculated into the series winning percentage.*

[†]*AFC Wild Card*

[†]*AFC Divisional*

PHILADELPHIA EAGLES**Regular Season (7-5-0, .583)**

Oct. 6, 1974 vs. Philadelphia L, 13-7
Nov. 30, 1980 vs. Philadelphia W, 22-21
Dec. 15, 1985 vs. Philadelphia W, 20-14
Oct. 26, 1986 at Philadelphia L, 24-10
Nov. 5, 1989 vs. Philadelphia W, 20-17
Sept. 17, 1995 at Philadelphia W, 27-21
Oct. 18, 1998 vs. Philadelphia W, 13-10
Dec. 9, 2001 at Philadelphia L, 24-14
Oct. 23, 2005 at Philadelphia L, 20-17
Nov. 15, 2009 vs. Philadelphia W, 31-23
Sept. 15, 2013 at Philadelphia W, 33-30
Oct. 1, 2017 vs. Philadelphia L, 26-24

PITTSBURGH STEELERS*Regular Season (8-23-0, .258)**Postseason (2-1, .667)*

Oct. 3, 1971 at Pittsburgh	L, 21-17
Dec. 17, 1972 vs. Pittsburgh	L, 24-2
Oct. 7, 1973 at Pittsburgh	L, 38-21
Sept. 21, 1975 vs. Pittsburgh	L, 37-0
Oct. 31, 1976 at Pittsburgh	L, 23-0
Dec. 18, 1977 vs. Pittsburgh	L, 10-9
Nov. 18, 1979 vs. Pittsburgh	W, 35-7
Dec. 22, 1980 vs. Pittsburgh	W, 26-17
Jan. 9, 1983 at Pittsburgh*	W, 31-28
Nov. 6, 1984 at Pittsburgh	L, 26-23
Nov. 25, 1984 at Pittsburgh	L, 52-34
Dec. 8, 1985 vs. Pittsburgh	W, 54-44
Dec. 13, 1987 vs. Pittsburgh	L, 20-16
Dec. 11, 1988 vs. Pittsburgh	W, 20-14
Nov. 19, 1989 at Pittsburgh	L, 20-17
Oct. 7, 1990 at Pittsburgh	L, 36-14
Sept. 1, 1991 at Pittsburgh	L, 26-20
Sept. 20, 1992 vs. Pittsburgh	L, 23-6
Oct. 10, 1993 at Pittsburgh	L, 16-3
Dec. 24, 1994 vs. Pittsburgh	W, 37-34
Jan. 15, 1995 at Pittsburgh**	W, 17-13
Oct. 1, 1995 at Pittsburgh	L, 31-16
Dec. 8, 1996 at Pittsburgh	L, 16-3
Dec. 24, 2000 vs. Pittsburgh	L, 34-21
Dec. 21, 2003 at Pittsburgh	L, 40-24
Oct. 10, 2005 vs. Pittsburgh	L, 24-22
Oct. 8, 2006 vs. Pittsburgh	W, 23-13
Nov. 16, 2008 at Pittsburgh	L, 11-10
Jan. 11, 2009 at Pittsburgh**	L, 35-24
Oct. 4, 2009 at Pittsburgh	L, 38-28
Dec. 9, 2012 at Pittsburgh	W, 34-24
Oct. 12, 2015 vs. Pittsburgh	L, 24-20
Dec. 2, 2018 at Pittsburgh	W, 33-30
Oct. 13, 2019 vs. Pittsburgh	L, 24-17

*AFC Wild Card

**AFC Divisional

***AFC Championship

SAN FRANCISCO 49ERS*Regular Season (8-6-0, .571)**Postseason (0-1, .000)*

Sept. 17, 1972 at San Francisco	L, 34-3
Dec. 5, 1976 vs. San Francisco	W, 13-7 (OT)
Sept. 30, 1979 vs. San Francisco	W, 31-9
Dec. 11, 1982 at San Francisco	W, 41-37
Nov. 27, 1988 vs. San Francisco	L, 48-10
Sept. 8, 1991 at San Francisco	L, 34-14
Dec. 11, 1994 vs. San Francisco	L, 38-15
Jan. 29, 1995 San Francisco*	L, 49-26
Nov. 23, 1997 at San Francisco	L, 17-10
Dec. 3, 2000 vs. San Francisco	L, 45-17
Nov. 17, 2002 vs. San Francisco	W, 20-17 (OT)
Oct. 15, 2006 at San Francisco	W, 48-19
Dec. 16, 2010 vs. San Francisco	W, 34-7
Dec. 20, 2014 at San Francisco	W, 38-35 (OT)
Sept. 30, 2018 vs. San Francisco	W, 29-27

*Visiting team for Super Bowl XXIX, hosted in South Florida at Joe Robbie Stadium (Miami, Fla.).

SEATTLE SEAHAWKS*Regular Season (25-26-0, .490)*

Nov. 27, 1977 at Seattle	W, 30-28
Dec. 3, 1978 at Seattle	W, 24-20
Sept. 10, 1978 vs. Seattle	W, 37-10
Sept. 2, 1979 at Seattle	W, 33-16
Oct. 14, 1979 vs. Seattle	W, 20-10
Sept. 7, 1980 at Seattle	W, 34-13
Dec. 13, 1980 vs. Seattle	W, 21-14
Oct. 4, 1981 vs. Seattle	W, 24-10
Nov. 16, 1981 at Seattle	L, 44-23
Sept. 18, 1983 at Seattle	L, 34-31
Oct. 9, 1983 vs. Seattle	W, 28-21
Sept. 9, 1984 at Seattle	L, 31-17
Oct. 29, 1984 vs. Seattle	L, 24-0
Sept. 15, 1985 vs. Seattle	L, 49-35
Oct. 6, 1985 at Seattle	L, 26-21
Oct. 6, 1986 at Seattle	L, 33-7
Dec. 14, 1986 vs. Seattle	L, 34-24
Nov. 22, 1987 at Seattle	L, 34-3
Sept. 18, 1988 vs. Seattle	W, 17-6
Oct. 30, 1988 at Seattle	L, 17-14
Oct. 15, 1989 vs. Seattle	L, 17-16
Oct. 29, 1989 at Seattle	L, 10-7
Nov. 4, 1990 at Seattle	W, 31-14
Nov. 25, 1990 vs. Seattle	L, 13-10 (OT)
Oct. 27, 1991 at Seattle	L, 20-9
Nov. 10, 1991 vs. Seattle	W, 17-14
Oct. 4, 1992 vs. Seattle	W, 17-6
Dec. 27, 1992 at Seattle	W, 31-14
Sept. 5, 1993 vs. Seattle	W, 18-12
Oct. 3, 1993 at Seattle	L, 31-14
Sept. 18, 1994 at Seattle	W, 24-10
Oct. 30, 1994 vs. Seattle	W, 35-15
Sept. 10, 1995 vs. Seattle	W, 14-10
Oct. 22, 1995 at Seattle	W, 35-25
Sept. 1, 1996 vs. Seattle	W, 29-7
Oct. 27, 1996 at Seattle	L, 32-13
Sept. 21, 1997 at Seattle	L, 26-22
Nov. 9, 1997 vs. Seattle	L, 37-31
Oct. 25, 1998 vs. Seattle	L, 27-20
Dec. 13, 1998 at Seattle	L, 38-17
Oct. 17, 1999 vs. Seattle	W, 13-10
Dec. 12, 1999 at Seattle	W, 19-16
Sept. 24, 2000 vs. Seattle	L, 20-12
Nov. 5, 2000 at Seattle	L, 17-15
Dec. 2, 2001 at Seattle	(L) 13-10 (OT)
Dec. 30, 2001 vs. Seattle	L, 25-22
Dec. 29, 2002 vs. Seattle	(L) 31-28 (OT)
Dec. 24, 2006 at Seattle	W, 20-17
Sept. 26, 2010 at Seattle	L, 27-20
Sept. 14, 2014 vs. Seattle	W, 30-21
Nov. 4, 2018 at Seattle	W, 25-17

TAMPA BAY BUCCANEERS*Regular Season (8-4-0, .667)*

Sept. 19, 1976 at Tampa Bay	W, 23-0
Dec. 13, 1981 at Tampa Bay	W, 24-23
Oct. 11, 1987 at Tampa Bay	W, 17-13
Oct. 28, 1990 vs. Tampa Bay	W, 41-10
Nov. 22, 1992 vs. Tampa Bay	W, 29-14
Jan. 2, 1994 at Tampa Bay	W, 32-17
Nov. 17, 1996 vs. Tampa Bay	L, 25-17
Dec. 12, 2004 vs. Tampa Bay	W, 31-24
Dec. 21, 2008 at Tampa Bay	W, 41-24
Nov. 11, 2012 at Tampa Bay	L, 34-24
Dec. 4, 2016 vs. Tampa Bay	L, 28-21
Oct. 4, 2020 at Tampa Bay	L, 38-31

TENNESSEE TITANS[†]*Regular Season (27-15-1, .643)[‡]**Postseason (0-1, .000)*

Sept. 18, 1960 at Houston	L, 38-28
Nov. 13, 1960 vs. Houston	W, 24-21
Jan. 1, 1961 at Houston**	L, 24-16
Sept. 24, 1961 vs. Houston	W, 34-24
Dec. 3, 1961 at Houston	L, 33-13
Dec. 24, 1961 vs. Houston**	L, 10-3
Sept. 23, 1962 vs. Houston	L, 42-17
Nov. 25, 1962 at Houston	L, 33-27
Dec. 1, 1963 vs. Houston	W, 27-0
Dec. 15, 1963 at Houston	W, 20-14
Sept. 12, 1964 vs. Houston	W, 27-21
Oct. 25, 1964 at Houston	W, 20-17
Oct. 3, 1965 vs. Houston	W, 31-14
Dec. 12, 1965 at Houston	W, 37-26
Dec. 4, 1966 at Houston	W, 28-22
Sept. 24, 1967 vs. Houston	W, 13-5
Dec. 16, 1967 at Houston	L, 24-17
Sept. 21, 1968 vs. Houston	W, 30-14
Nov. 27, 1969 at Houston	W, 21-17
Oct. 25, 1970 vs. Houston [†]	T, 31-31
Nov. 19, 1971 at Houston	L, 49-33
Nov. 26, 1972 vs. Houston	W, 34-20
Sept. 15, 1974 at Houston	L, 21-14
Sept. 28, 1975 at Houston	L, 33-17
Oct. 17, 1976 vs. Houston	W, 30-27
Oct. 17, 1978 at Houston	W, 45-24
Dec. 29, 1979 vs. Houston****	L, 17-14
Sept. 16, 1984 vs. Houston	W, 31-14
Nov. 24, 1985 at Houston	L, 37-35
Dec. 7, 1986 vs. Houston	W, 27-0
Dec. 6, 1987 at Houston	L, 33-18
Sept. 17, 1989 vs. Houston	L, 34-27
Sept. 30, 1990 vs. Houston	L, 17-7
Sept. 27, 1992 at Houston	L, 27-0
Sept. 19, 1993 vs. Houston	W, 18-17
Sept. 13, 1998 at Tennessee	W, 13-7
Oct. 3, 2004 vs. Tennessee	W, 38-17
Sept. 17, 2006 vs. Tennessee	W, 40-7
Dec. 9, 2007 at Tennessee	W, 23-17 (OT)
Jan. 6, 2008 vs. Tennessee**	W, 17-6
Dec. 25, 2009 at Tennessee	W, 42-17
Oct. 31, 2010 vs. Tennessee	W, 33-25
Sept. 16, 2012 vs. Tennessee	W, 38-10
Sept. 22, 2013 at Tennessee	L, 20-17
Nov. 6, 2016 vs. Tennessee	W, 43-35
Oct. 21, 2018 vs. Tennessee*	W, 20-19
Oct. 20, 2019 at Tennessee	L, 23-20

*Known as Houston Oilers (1960-96) and Tennessee Oilers (1997-98)

†Ties were not counted in winning percentage until the 1972 season. Ties prior to 1972 are not calculated into the series winning percentage.

**Played at Wembley Stadium in London, England.

***AFL Championship

****AFC Wild Card

*****AFC Divisional

WASHINGTON FOOTBALL TEAM[†]*Regular Season (4-7-0, .364)*

Sept. 16, 1973 at Washington	L, 38-0
Dec. 7, 1980 at Washington	L, 40-17
Oct. 31, 1983 vs. Washington	L, 27-24
Sept. 21, 1986 vs. Washington	L, 30-27
Dec. 10, 1989 at Washington	L, 26-21
Dec. 6, 1998 at Washington	L, 24-20
Sept. 9, 2001 vs. Washington	W, 30-3
Nov. 27, 2005 at Washington	W, 23-17 (OT)
Jan. 3, 2010 vs. Washington	W, 23-20
Nov. 3, 2013 at Washington	L, 30-24 (OT)
Dec. 10, 2017 vs. Washington	W, 30-13

†Known as Washington Redskins (1960-2019)

PRIME-TIME RESULTS (SINCE 1970)

Prime-Time Record Since 1970 NFL-AFL Merger: 51-54-0 (.486)

MONDAY NIGHT FOOTBALL

Record: 22-25-0 (.468)

Oct. 12, 1970	vs. Green Bay	L, 22-20
Nov. 15, 1971	vs. St. Louis*	W, 20-17
Dec. 13, 1972	vs. Cleveland	L, 21-17
Dec. 15, 1975	vs. N.Y. Jets	W, 24-16
Dec. 4, 1978	vs. Chicago	W, 40-7
Dec. 17, 1979	vs. Denver	W, 17-12
Dec. 22, 1980	vs. Pittsburgh	W, 26-17
Sept. 7, 1981	at Cleveland	W, 44-14
Nov. 16, 1981	at Seattle	L, 44-23
Dec. 21, 1981	vs. Oakland**	W, 23-10
Nov. 22, 1982	at L.A. Raiders**	L, 28-24
Dec. 20, 1982	vs. Cincinnati	W, 50-34
Sept. 12, 1983	at Kansas City	W, 17-14
Oct. 31, 1983	vs. Washington	L, 27-24
Sept. 24, 1984	at L.A. Raiders**	L, 33-30
Oct. 29, 1984	vs. Seattle	L, 24-0
Dec. 3, 1984	vs. Chicago	W, 24-0
Oct. 28, 1985	at L.A. Raiders**	L, 34-21
Oct. 6, 1986	at Seattle	L, 33-7
Nov. 29, 1993	at Indianapolis	W, 31-0
Dec. 27, 1993	vs. Miami	W, 45-20
Dec. 5, 1994	vs. L.A. Raiders**	L, 24-17
Oct. 9, 1995	at Kansas City	L, 29-23 (OT)
Nov. 27, 1995	vs. Oakland**	W, 12-6
Oct. 21, 1996	vs. Oakland**	L, 23-14
Nov. 11, 1996	vs. Detroit	W, 27-21
Oct. 27, 2003	vs. Miami	L, 26-10
Oct. 10, 2005	vs. Pittsburgh	L, 24-22
Sept. 11, 2006	at Oakland**	W, 27-0
Dec. 24, 2007	vs. Denver	W, 23-3
Sept. 22, 2008	vs. N.Y. Jets	W, 48-29
Sept. 14, 2009	at Oakland**	W, 24-20
Oct. 19, 2009	vs. Denver	L, 34-23
Sept. 13, 2010	at Kansas City	L, 21-14
Nov. 22, 2010	vs. Denver	W, 35-14
Oct. 31, 2011	at Kansas City	L, 23-20 (OT)
Dec. 5, 2011	at Jacksonville	W, 38-14
Sept. 10, 2012	at Oakland**	W, 22-14
Oct. 15, 2012	vs. Denver	L, 35-24
Sept. 9, 2013	vs. Houston	L, 31-28
Oct. 14, 2013	vs. Indianapolis	W, 19-9
Sept. 8, 2014	at Arizona	L, 18-17
Oct. 12, 2015	vs. Pittsburgh	L, 24-20
Nov. 9, 2015	vs. Chicago	L, 22-19
Sept. 11, 2017	at Denver	L, 24-21
Nov. 18, 2019	vs. Kansas City*	L, 24-17
Oct. 12, 2020	at New Orleans	L, 30-27 (OT)

*Known as St. Louis Cardinals (1960-87) and Phoenix Cardinals (1988-93)

**Known as Oakland Raiders (1960-81 and 1995-2019) and Los Angeles Raiders (1982-94)

*Played at Estadio Azteca in Mexico City, Mexico.

SUNDAY NIGHT GAMES

Record: 17-19-0 (.472)

Oct. 26, 1980	at Dallas	L, 42-31
Dec. 8, 1985	vs. Pittsburgh	W, 54-44
Nov. 15, 1987	vs. L.A. Raiders*	W, 16-14
Nov. 6, 1988	vs. L.A. Raiders*	L, 13-3
Nov. 12, 1989	vs. L.A. Raiders*	W, 14-12
Nov. 25, 1990	vs. Seattle	L, 13-10 (OT)
Dec. 1, 1991	vs. L.A. Raiders*	L, 9-7
Nov. 29, 1992	vs. L.A. Raiders*	W, 27-3
Nov. 14, 1993	vs. Chicago	L, 16-13
Dec. 12, 1993	vs. Green Bay	L, 20-13
Sept. 4, 1994	at Denver	W, 37-34
Nov. 5, 1995	vs. Miami	L, 24-14
Dec. 1, 1996	vs. New England	L, 45-7
Dec. 22, 1996	vs. Denver	W, 16-10
Nov. 16, 1997	vs. Oakland	L, 38-13
Nov. 30, 1997	vs. Denver	L, 38-28
Nov. 29, 1998	vs. Denver	L, 31-16
Oct. 29, 2000	vs. N.Y. Giants	L, 15-13
Sept. 25, 2005	vs. N.Y. Giants	W, 45-23
Dec. 4, 2005	vs. Oakland*	W, 34-10
Oct. 8, 2006	vs. Pittsburgh	W, 23-13
Nov. 19, 2006	at Denver	W, 35-27
Dec. 17, 2006	vs. Kansas City	W, 20-9
Sept. 16, 2007	at New England	L, 38-14
Nov. 11, 2007	vs. Indianapolis	W, 23-21
Oct. 12, 2008	vs. New England	W, 30-10
Nov. 23, 2008	vs. Indianapolis	L, 23-20
Dec. 28, 2008	vs. Denver	W, 52-21
Oct. 4, 2009	at Pittsburgh	L, 38-28
Nov. 28, 2010	at Indianapolis	W, 36-14
Dec. 18, 2011	vs. Baltimore	W, 34-14
Oct. 7, 2012	at New Orleans	L, 31-24
Oct. 6, 2013	at Oakland*	L, 27-17
Dec. 7, 2014	vs. New England	L, 23-14
Dec. 2, 2018	at Pittsburgh	W, 33-30
Oct. 13, 2019	vs. Pittsburgh	L, 24-17

*Known as Oakland Raiders (1960-81 and 1995-2019) and Los Angeles Raiders (1982-94)

THURSDAY NIGHT GAMES

Record: 9-8-0 (.529)

Oct. 25, 1979	at Oakland	L, 45-22
Nov. 20, 1980	at Miami	W, 27-24 (OT)
Dec. 1, 1983	vs. L.A. Raiders*	L, 42-10
Nov. 20, 1986	vs. L.A. Raiders*	L, 37-31 (OT)
Oct. 16, 1997	at Kansas City	L, 31-3
Dec. 4, 2008	vs. Oakland	W, 34-7
Dec. 10, 2010	vs. San Francisco	W, 34-7
Nov. 10, 2011	vs. Oakland	L, 24-17
Nov. 1, 2012	vs. Kansas City	W, 31-13
Dec. 12, 2013	at Denver	W, 37-20
Oct. 23, 2014	at Denver	L, 25-21
Dec. 24, 2015	at Oakland	L, 23-20 (OT)
Oct. 13, 2016	vs. Denver	W, 21-13
Dec. 13, 2018	at Kansas City	W, 29-28
Nov. 7, 2019	at Oakland*	L, 26-24
Dec. 17, 2020	at Las Vegas	W, 30-27 (OT)

FRIDAY NIGHT GAMES

Record: 1-0-0 (1.000)

Dec. 25, 2009	at Tennessee	W, 42-17
---------------	--------------	----------

SATURDAY NIGHT GAMES

Record: 2-2-0 (.500)

Oct. 23, 1971	vs. Buffalo	W, 20-3
Dec. 20, 2014	at San Francisco	W, 38-35 (OT)
Dec. 16, 2017	at Kansas City	L, 30-13
Dec. 22, 2018	vs. Baltimore	L, 22-10

POSTSEASON RESULTS

All-Time Postseason Record: 12-18 (.400)

Jan. 1, 1961	at Houston Oilers*	L, 24-16
Dec. 24, 1961	vs. Houston Oilers*	L, 10-3
Jan. 5, 1964	vs. Boston Patriots*	W, 51-10
Dec. 27, 1964	at Buffalo Bills*	L, 20-7
Dec. 26, 1965	vs. Buffalo Bills*	L, 23-0
Dec. 29, 1979	vs. Houston Oilers**	L, 17-14
Jan. 3, 1981	vs. Buffalo Bills**	W, 20-14
Jan. 11, 1981	vs. Oakland Raiders***	L, 34-27
Jan. 2, 1982	at Miami Dolphins**	W, 41-38 (OT)
Jan. 10, 1982	at Cincinnati Bengals	L, 27-7
Jan. 9, 1983	at Pittsburgh Steelers*	W, 31-28
Jan. 16, 1983	at Miami Dolphins**	L, 34-13

Jan. 2, 1993	vs. Kansas City Chiefs*	W, 17-0
Jan. 10, 1993	at Miami Dolphins**	L, 31-0
Jan. 8, 1995	vs. Miami Dolphins**	W, 22-21
Jan. 15, 1995	at Pittsburgh Steelers**	W, 17-13
Jan. 29, 1995	vs. San Francisco 49ers**	L, 49-26
Dec. 31, 1995	vs. Indianapolis Colts*	L, 35-20
Jan. 8, 2005	vs. New York Jets*	L, 20-17 (OT)
Jan. 14, 2007	vs. New England Patriots*	L, 24-21
Jan. 6, 2008	vs. Tennessee Titans*	W, 17-6
Jan. 13, 2008	at Indianapolis Colts**	W, 28-24
Jan. 20, 2008	at New England Patriots**	L, 21-12
Jan. 3, 2009	vs. New England Patriots*	W, 23-17 (OT)

Jan. 11, 2009	at Pittsburgh Steelers**	L, 35-24
Jan. 18, 2010	vs. New York Jets**	L, 17-14
Jan. 5, 2014	at Cincinnati Bengals*	W, 27-10
Jan. 12, 2014	at Denver Broncos**	L, 24-17
Jan. 6, 2019	at Baltimore Ravens*	W, 23-17
Jan. 13, 2019	at New England Patriots*	L, 41-28

*AFL Championship

**AFC Wild Card

***AFC Divisional

****AFC Championship

**Visiting team for Super Bowl XXIX, hosted in South Florida at Joe Robbie Stadium (Miami, Fla.)

PRESEASON RESULTS

1960 (4-0)

Aug. 6 vs. Titans of New York W, 27-7
 Aug. 11 vs. Houston Oilers W, 22-13
 Aug. 19 at Oakland Raiders W, 24-17
 Sept. 2 vs. Denver Broncos W, 36-30

1961 (4-0)

Aug. 6 vs. Houston Oilers W, 27-14
 Aug. 11 vs. Houston Oilers* W, 46-28
 * — Played at Honolulu Stadium in Honolulu, Hawaii
 Aug. 27 vs. Oakland Raiders W, 35-7
 Sept. 3 vs. Dallas Texans W, 31-10

1962 (4-0)

Aug. 11 vs. Dallas Texans W, 17-0
 Aug. 18 vs. Denver Broncos W, 31-24
 Aug. 26 at Oakland Raiders W, 33-27
 Sept. 1 vs. Titans of New York W, 14-9

1963 (4-1)

Aug. 3 vs. Kansas City Chiefs W, 26-14
 Aug. 10 vs. Boston Patriots W, 50-17
 Aug. 17 at Denver Broncos L, 31-25
 Aug. 22 at Houston Oilers W, 21-3
 Aug. 31 vs. Oakland Raiders W, 13-3

1964 (4-1)

Aug. 8 vs. Denver Broncos W, 34-20
 Aug. 15 vs. Houston Oilers* W, 44-38
 * — Played at War Memorial Stadium in Little Rock, Ark.
 Aug. 22 at Kansas City Chiefs W, 26-14
 Aug. 29 vs. New York Jets* L, 34-6
 * — Played at Cheney Stadium in Atlanta, Ga.
 Sept. 5 vs. Oakland Raiders W, 24-10

1965 (3-2)

Aug. 7 vs. Oakland Raiders L, 10-3
 Aug. 15 at Kansas City Chiefs W, 31-10
 Aug. 21 at Denver Broncos W, 21-6
 Aug. 28 vs. Oakland Raiders* W, 46-17
 * — Played at Multnomah Stadium in Portland, Ore.
 Sept. 4 vs. Houston Oilers* L, 13-10
 * — Played at War Memorial Stadium in Little Rock, Ark.

1966 (2-2)

Aug. 6 vs. Miami Dolphins W, 38-10
 Aug. 13 vs. Oakland Raiders L, 14-7
 Aug. 20 vs. Kansas City Chiefs* L, 31-21
 * — Played at Anaheim Stadium in Anaheim, Calif.
 Aug. 27 vs. Boston Patriots W, 31-13

1967 (1-4)

Aug. 5 at Oakland Raiders L, 24-23
 Aug. 12 at Miami Dolphins W, 20-14
 Aug. 20 vs. Detroit Lions L, 38-17
 Aug. 27 vs. Los Angeles Rams L, 50-7
 Sept. 2 vs. Pittsburgh Steelers L, 16-7

1968 (3-2)

Aug. 3 vs. San Francisco 49ers W, 30-18
 Aug. 10 at Oakland Raiders L, 31-7
 Aug. 17 vs. Pittsburgh Steelers L, 36-33
 Aug. 24 vs. Los Angeles Rams W, 35-13
 Aug. 30 at Denver Broncos* W, 6-3
 * — Played at Alamogordo Stadium in San Antonio, Texas

1969 (2-2-1)

Aug. 2 vs. Baltimore Colts L, 26-6
 Aug. 9 vs. New Orleans Saints W, 10-7
 Aug. 16 vs. Oakland Raiders W, 10-7
 Aug. 23 vs. Cleveland Browns T, 19-19
 Aug. 30 vs. Los Angeles Rams L, 24-14

1970 (3-3)

Aug. 8 vs. Dallas Cowboys L, 20-10
 Aug. 15 vs. New York Giants W, 30-27
 Aug. 24 vs. Chicago Bears W, 14-9
 Aug. 29 vs. Los Angeles Rams L, 16-14
 Sept. 5 at St. Louis Cardinals* W, 38-27
 * — Played at Municipal Stadium in Cleveland, Ohio
 Sept. 12 at New Orleans Saints L, 20-14

1971 (4-2)

Aug. 7 vs. Washington Redskins W, 19-10
 Aug. 14 vs. Minnesota Vikings L, 34-7
 Aug. 22 at San Francisco 49ers L, 28-17
 Aug. 28 vs. New Orleans Saints W, 22-7
 Sept. 3 at Los Angeles Rams W, 20-14
 Sept. 11 vs. Atlanta Falcons W, 21-14

1972 (4-1-1)

Aug. 5 vs. Atlanta Falcons W, 30-7
 Aug. 12 at Minnesota Vikings L, 24-13
 Aug. 19 vs. San Francisco 49ers W, 17-16
 Aug. 26 at New Orleans Saints W, 16-14
 Sept. 2 vs. Los Angeles Rams W, 14-13
 Sept. 6 vs. New York Jets T, 20-20

1973 (1-5)

Aug. 4 vs. New York Giants L, 28-3
 Aug. 11 vs. St. Louis Cardinals L, 17-13
 Aug. 19 at San Francisco 49ers L, 19-7
 Aug. 25 vs. Philadelphia Eagles W, 24-17
 Aug. 31 at Los Angeles Rams L, 30-17
 Sept. 8 vs. Minnesota Vikings L, 24-16

1974 (2-4)

Aug. 3 vs. San Francisco 49ers W, 20-6
 Aug. 10 vs. New York Jets W, 20-14
 Aug. 18 at St. Louis Cardinals* L, 48-14
 * — Played at Husky Stadium in Seattle, Wash.
 Aug. 24 vs. New England Patriots L, 23-14
 Aug. 31 vs. Los Angeles Rams L, 30-16
 Sept. 7 at Minnesota Vikings L, 42-0

1975 (1-4-1)

Aug. 9 vs. Chicago Bears L, 22-0
 Aug. 16 vs. New York Giants L, 17-7
 Aug. 21 vs. San Francisco 49ers W, 20-7
 Aug. 30 at St. Louis Cardinals L, 14-9
 Sept. 7 at New England Patriots L, 31-24
 Sept. 13 at Minnesota Vikings T, 14-14 (OT)

1976 (3-3)

July 31 vs. Philadelphia Eagles W, 20-7
 Aug. 6 vs. New England Patriots* W, 26-17
 * — Played at Owen Field in Norman, Okla.
 Aug. 16 vs. St. Louis Cardinals* L, 20-10
 * — Played at Korakuen Stadium in Tokyo, Japan
 Aug. 21 at San Francisco 49ers* L, 17-16
 * — Played at Aloha Stadium in Honolulu, Hawaii
 Aug. 29 at Seattle Seahawks L, 17-16
 Sept. 4 vs. New York Giants W, 14-13

1977 (4-2)

Aug. 6 at Dallas Cowboys L, 34-14
 Aug. 13 vs. San Francisco 49ers W, 32-13
 Aug. 20 vs. New York Giants W, 29-17
 Aug. 27 at Oakland Raiders L, 35-7
 Sept. 1 at Los Angeles Rams W, 26-25
 Sept. 11 vs. Seattle Seahawks W, 38-20

1978 (2-2)

Aug. 4 at Seattle Seahawks L, 17-9
 Aug. 12 at Los Angeles Rams W, 17-0
 Aug. 19 vs. New York Jets L, 23-10
 Aug. 26 at New York Giants W, 17-6

1979 (2-2)

Aug. 4 at San Francisco 49ers L, 13-10
 Aug. 11 vs. Minnesota Vikings W, 19-0
 Aug. 18 at New York Giants W, 7-3
 Aug. 25 at Los Angeles Rams L, 23-7

1980 (1-3-1)

Aug. 2 at Green Bay Packers* T, 0-0**
 * — Hall of Fame Game played at Fawcett Stadium in Canton, Ohio
 ** — Game was stopped with 5:29 left in the fourth quarter due to severe thunder and lightning
 Aug. 9 at Minnesota Vikings L, 27-17
 Aug. 16 vs. San Francisco 49ers L, 17-14
 Aug. 23 vs. Atlanta Falcons W, 17-9
 Aug. 30 at Los Angeles Rams L, 34-17

1981 (2-2)

Aug. 8 vs. St. Louis Cardinals L, 12-10
 Aug. 15 at San Francisco 49ers W, 31-28
 Aug. 21 vs. Los Angeles Rams W, 33-29
 Aug. 28 vs. Buffalo Bills L, 30-24

1982 (2-2)

Aug. 6 vs. Chicago Bears W, 28-27
 Aug. 21 vs. Dallas Cowboys L, 26-16
 Aug. 28 vs. San Francisco 49ers W, 23-9
 Sept. 4 at Los Angeles Rams L, 20-14

1983 (2-2)

Aug. 6 at Los Angeles Rams L, 34-20
 Aug. 13 vs. Philadelphia Eagles L, 21-20
 Aug. 20 vs. San Francisco 49ers W, 24-7
 Aug. 26 vs. Los Angeles Rams W, 27-17

1984 (2-2)

Aug. 4 vs. Los Angeles Rams W, 17-10
 Aug. 11 vs. Dallas Cowboys L, 24-13
 Aug. 18 vs. San Francisco 49ers W, 35-15
 Aug. 23 at Los Angeles Rams L, 47-14

1985 (2-2)

Aug. 10 vs. Cleveland Browns W, 12-7
 Aug. 17 vs. Dallas Cowboys L, 27-24
 Aug. 24 at San Francisco 49ers L, 25-10
 Aug. 30 vs. New Orleans Saints W, 21-20

1986 (3-1)

Aug. 9 vs. Dallas Cowboys W, 20-0
 Aug. 16 vs. Philadelphia Eagles W, 45-38
 Aug. 23 at Los Angeles Rams L, 20-17
 Aug. 29 vs. St. Louis Cardinals W, 24-17

1987 (2-2)

Aug. 15 vs. Dallas Cowboys W, 29-0
 Aug. 23 at Los Angeles Rams L, 23-21
 Aug. 24 at San Francisco 49ers L, 17-3
 Sept. 4 vs. New York Jets W, 30-6

1988 (1-3)

Aug. 6 vs. Dallas Cowboys W, 24-21
 Aug. 13 at Los Angeles Rams L, 27-6
 Aug. 20 vs. San Francisco 49ers L, 34-27
 Aug. 26 vs. Los Angeles Rams L, 31-24

1989 (2-2)

Aug. 13 vs. Dallas Cowboys L, 20-3
 Aug. 19 at Chicago Bears W, 24-7
 Aug. 23 at San Francisco 49ers L, 17-14
 Sept. 1 vs. Phoenix Cardinals W, 21-20

1990 (3-1)

Aug. 11 vs. Dallas Cowboys W, 28-16
 Aug. 18 at Los Angeles Rams W, 30-27
 Aug. 25 vs. San Francisco 49ers W, 29-28
 Sept. 1 at Los Angeles Raiders L, 34-7

1991 (1-3)

Aug. 3 vs. Houston Oilers W, 31-29
 Aug. 12 at Los Angeles Rams L, 24-3
 Aug. 19 at San Francisco 49ers L, 24-13
 Aug. 23 vs. Los Angeles Raiders L, 17-7

1992 (2-2)

Aug. 8 at Phoenix Cardinals L, 35-14
 Aug. 14 at New England Patriots W, 20-10
 Aug. 21 vs. San Francisco 49ers L, 20-14
 Aug. 27 vs. Los Angeles Rams W, 30-19

1993 (3-1)

Aug. 7 vs. New England Patriots W, 13-7
 Aug. 14 at Los Angeles Rams W, 23-17
 Aug. 21 vs. Phoenix Cardinals W, 10-3
 Aug. 28 at San Francisco 49ers L, 30-14

COMMUNITY

FRONT OFFICE

VETERANS

DRAFT PICKS
& FREE AGENTS

2020 IN
REVIEW

PRESEASON
RESULTS

GENERAL
INFORMATION

1994 (1-4)

July 30 at Atlanta Falcons* L, 21-17
 * — *Hall of Fame Game played at Fawcett Stadium in Canton, Ohio*
 Aug. 6 at Houston Oilers* L, 31-3
 * — *Played at Alamodome in San Antonio, Texas*
 Aug. 13 vs. New York Giants* L, 28-20
 * — *Played at Olympia Stadion in Berlin, Germany*
 Aug. 18 vs. San Francisco 49ers L, 30-24
 Aug. 25 vs. Los Angeles Rams W, 24-6

1995 (1-2)

Aug. 7 vs. Minnesota Vikings L, 23-19
 Aug. 13 vs. San Francisco 49ers L, 17-6
 Aug. 19 at Houston Oilers* —**
 * — *Played at Alamodome in San Antonio, Texas*
 ** — *Game canceled due to unsafe field conditions*
 Aug. 25 vs. St. Louis Rams W, 17-9

1996 (2-3)

July 27 at Pittsburgh Steelers* W, 20-10
 * — *Played at Tokyo Dome in Tokyo, Japan*
 Aug. 3 at Minnesota Vikings L, 23-20 (OT)
 Aug. 10 at San Francisco 49ers L, 16-13 (OT)
 Aug. 17 vs. Arizona Cardinals W, 32-10
 Aug. 23 at St. Louis Rams L, 37-34

1997 (3-1)

July 26 at Dallas Cowboys* L, 9-3**
 * — *Played at Sun Bowl Stadium in El Paso, Texas*
 ** — *Game was a scrimmage and did not count in preseason record*
 Aug. 2 vs. San Francisco 49ers W, 20-13
 Aug. 9 vs. Indianapolis Colts W, 23-17
 Aug. 16 at Tennessee Oilers W, 21-7
 Aug. 22 at Minnesota Vikings L, 28-22

1998 (3-1)

Aug. 8 vs. San Francisco 49ers W, 27-21
 Aug. 15 vs. St. Louis Rams W, 41-27
 Aug. 22 at Indianapolis Colts W, 33-3
 Aug. 28 at Minnesota Vikings L, 42-28

1999 (0-5)

Aug. 8 vs. Denver Broncos* L, 20-17
 * — *Played at Stadium Australia in Sydney, Australia*
 Aug. 12 at San Francisco 49ers L, 31-24
 Aug. 21 vs. Miami Dolphins L, 13-10
 Aug. 28 at St. Louis Rams L, 24-21
 Sept. 3 vs. Kansas City Chiefs L, 34-27

2000 (4-0)

Aug. 5 at San Francisco 49ers W, 23-20
 Aug. 12 vs. Minnesota Vikings W, 31-7
 Aug. 18 at Atlanta Falcons W, 28-14
 Aug. 25 vs. Arizona Cardinals W, 24-20

2001 (3-1)

Aug. 11 vs. San Francisco 49ers W, 25-24
 Aug. 18 at Miami Dolphins W, 23-20 (OT)
 Aug. 25 vs. St. Louis Rams W, 13-10 (OT)
 Aug. 31 at Arizona Cardinals L, 16-3

2002 (2-2)

Aug. 10 vs. Arizona Cardinals L, 24-14
 Aug. 16 vs. Seattle Seahawks W, 24-14
 Aug. 22 at St. Louis Rams W, 31-10
 Aug. 28 at San Francisco 49ers L, 27-3

2003 (2-2)

Aug. 9 at Seattle Seahawks L, 20-7
 Aug. 16 vs. Arizona Cardinals L, 16-10
 Aug. 23 at Houston Texans W, 19-17
 Aug. 29 vs. San Francisco 49ers W, 24-3

2004 (2-2)

Aug. 14 vs. Indianapolis Colts L, 21-17
 Aug. 21 at Arizona Cardinals W, 38-13
 Aug. 27 vs. Seattle Seahawks L, 26-20
 Sept. 2 at San Francisco 49ers W, 31-15

2005 (2-2)

Aug. 11 at Green Bay Packers L, 10-7
 Aug. 21 vs. St. Louis Rams W, 36-21
 Aug. 26 at Minnesota Vikings L, 19-16
 Sept. 1 vs. San Francisco 49ers W, 28-24

2006 (2-2)

Aug. 12 vs. Green Bay Packers W, 17-3
 Aug. 18 at Chicago Bears L, 24-3
 Aug. 26 vs. Seattle Seahawks W, 31-20
 Sept. 1 at San Francisco 49ers L, 23-14

2007 (3-1)

Aug. 12 vs. Seattle Seahawks L, 24-16
 Aug. 18 at St. Louis Rams W, 30-13
 Aug. 25 at Arizona Cardinals W, 33-31
 Aug. 30 vs. San Francisco 49ers W, 16-13

2008 (3-1)

Aug. 9 vs. Dallas Cowboys W, 31-17
 Aug. 16 at St. Louis Rams L, 7-6
 Aug. 25 vs. Seattle Seahawks W, 18-17
 Aug. 29 at San Francisco 49ers W, 20-17

2009 (2-2)

Aug. 15 vs. Seattle Seahawks L, 20-14
 Aug. 22 at Arizona Cardinals W, 17-6
 Aug. 29 at Atlanta Falcons L, 27-24
 Sept. 4 vs. San Francisco 49ers W, 26-7

2010 (1-3)

Aug. 14 vs. Chicago Bears W, 25-10
 Aug. 21 vs. Dallas Cowboys L, 16-14
 Aug. 27 at New Orleans Saints L, 36-21
 Sept. 2 at San Francisco 49ers L, 17-14

2011 (2-2)

Aug. 11 vs. Seattle Seahawks L, 24-17
 Aug. 21 at Dallas Cowboys W, 20-7
 Aug. 27 at Arizona Cardinals W, 34-31
 Sept. 1 vs. San Francisco 49ers L, 20-17

2012 (3-1)

Aug. 9 vs. Green Bay Packers W, 21-13
 Aug. 18 vs. Dallas Cowboys W, 28-20
 Aug. 24 at Minnesota Vikings W, 12-10
 Aug. 30 at San Francisco 49ers L, 35-3

2013 (1-3)

Aug. 8 vs. Seattle Seahawks L, 31-10
 Aug. 15 at Chicago Bears L, 33-28
 Aug. 24 at Arizona Cardinals W, 24-7
 Aug. 29 vs. San Francisco 49ers L, 41-6

2014 (2-2)

Aug. 7 vs. Dallas Cowboys W, 27-7
 Aug. 15 at Seattle Seahawks L, 41-14
 Aug. 24 at San Francisco 49ers L, 21-7
 Aug. 28 vs. Arizona Cardinals W, 12-9

2015 (2-2)

Aug. 13 vs. Dallas Cowboys W, 17-7
 Aug. 22 at Arizona Cardinals W, 22-19
 Aug. 29 vs. Seattle Seahawks L, 16-15
 Sept. 3 at San Francisco 49ers L, 14-12

2016 (1-3)

Aug. 13 at Tennessee Titans L, 27-10
 Aug. 19 vs. Arizona Cardinals W, 19-3
 Aug. 28 at Minnesota Vikings L, 23-10
 Sept. 1 vs. San Francisco 49ers L, 31-21

2017 (1-3)

Aug. 13 vs. Seattle Seahawks L, 48-17
 Aug. 20 vs. New Orleans Saints L, 13-7
 Aug. 26 at Los Angeles Rams W, 21-19
 Aug. 31 at San Francisco 49ers L, 23-13

2018 (2-2)

Aug. 11 at Arizona Cardinals L, 24-17
 Aug. 18 vs. Seattle Seahawks W, 24-14
 Aug. 25 vs. New Orleans Saints L, 36-7
 Aug. 30 at San Francisco 49ers W, 23-21

2019 (1-3)

Aug. 8 at Arizona Cardinals L, 17-13
 Aug. 18 vs. New Orleans Saints L, 19-17
 Aug. 24 vs. Seattle Seahawks L, 23-15
 Aug. 29 at San Francisco 49ers W, 27-24

2020 (0-0)[†]

Aug. 16 vs. Dallas Cowboys —
 Aug. 22 vs. Los Angeles Rams —
 Aug. 27 at Seattle Seahawks —
 Sept. 3 at San Francisco 49ers —
 † — *Preseason canceled due to COVID-19 pandemic*

POSTSEASON HISTORY

1960 AFL CHAMPIONSHIP GAME HOUSTON OILERS 24, LOS ANGELES CHARGERS 16 SUNDAY, JAN. 1, 1961 - JEPPESEN STADIUM (HOUSTON, TEXAS)



The American Football League's first championship game took place Jan. 1, 1961 between Eastern Division champion Houston Oilers and Western Division champion Los Angeles Chargers in Jeppesen Stadium, home of Eastern titlists. Outcome: Houston 24, Los Angeles 16. In 50 degree weather with 70 percent humidity due to week-long rains, Chargers took on Oilers before live crowd of 32,183 and television audience of approximately 45 million viewers. Ben Agajanian kicked off field goals of 38 and 22 yards to give Chargers 6-0 first quarter lead. In second quarter, Houston's George Blanda hit Dave Smith on 17-yard touchdown pass, added conversion and kicked 18-yard field goal. Agajanian kicked 27-yard field goal with five seconds left in half to make score Houston 10, Los Angeles 9 at half. In third quarter, Blanda completed seven-yard touchdown pass to Bill Groman and kicked conversion. Chargers responded when Paul Lowe slanted over from two-yard line and with Agajanian's conversion score was Houston 17, Los Angeles 16, at end of three quarters. In fourth quarter, Blanda and Billy Cannon teamed up on 88-yard pass-run touchdown play to conclude scoring. Player of game honors went to Cannon, with Blanda and Lowe deadlocked vote behind. Lowe's total yardage on day was 271 yards compared to Cannon's 259. Inability of Chargers to take half in for touchdowns early in game, setting for three first-half field goals on each occasion, and several bad breaks late in game proved to be difference.

Score by Quarters	Q1	Q2	Q3	Q4	Total
San Diego Chargers	6	3	7	0	16
Houston Oilers	0	10	7	7	24

Tm	Qtr	Time	Play Description (PAT & Drive)	SD	HOU
SD	1	10:58	Agajanian 38 yd field goal [9-46]	3	0
SD	1	6:44	Agajanian 22 yd field goal [5-33]	6	0
HOU	2	11:09	Smith 17 yd pass from Blanda (Blanda kick) [11-83]	6	7
HOU	2	5:15	Blanda 16 yd field goal [12-40]	6	10
SD	2	05	Agajanian 27 yd field goal [4-11]	9	10
HOU	3	N/A	Groman 7 yd pass from Blanda (Blanda kick) [10-55]	9	17
SD	3	N/A	Lowe 2 yd run (Agajanian kick) [8-63]	16	17
HOU	4	N/A	Cannon 88 yd pass from Blanda (Blanda kick) [3-89]	16	24

Team Statistics	SD	HOU	SD	HOU	
TOTAL FIRST DOWNS	21	17	INT RET. YARDS	0	35
Rushing	11	4	Interceptions	0	2
Passing	9	13	PUNTING AVERAGE	41.0	34.0
Penalty	1	0	Punts	4	5
NET YARDS RUSHING	162	100	Blocked	0	0
Attempts	33	40	PUNT RETURN YARDS	42	0
Yards Gained	208	107	Returns	2	0
Yards Lost	46	7	KICKOFF RETURN YDS	123	128
NET YARDS PASSING	171	301	Returns	5	5
Attempts	41	32	PENALTY YARDS	15	54
Completions	21	16	Penalties	3	4
Interceptions	2	0	FUMBLES/LOST	2/0	0/0
TOTAL OFFENSE	333	401			
Total Plays	74	72			

SAN DIEGO

Rushing	No	Yds	Avg	Lg	TD	Rushing	No	Yds	Avg	Lg	TD
Lowe	21	165	7.9	30	1	Cannon	18	50	2.8	6	0
Ferguson	4	11	2.8	7	0	Smith	19	45	2.4	14	0
Ford	2	-5	-2.5	1	0	Hall	3	5	1.7	3	0
Kemp	6	-9	-1.5	14	0						

Passing	A	C	Yds	S-L	TD	Lg	INT	Rt	Passing	A	C	Yds	S-L	TD	Lg	INT	Rt
Kemp	41	21	171	3-28	0	33	2	41.8	Blanda	31	16	301	0-0	3	881	0	117.8
									Cannon	1	0	0	0-0	0	0	0	0 39.6

Receiving	No	Yds	Avg	Lg	TD	Receiving	No	Yds	Avg	Lg	TD
Norton	6	55	9.2	18	0	Smith	5	52	10.4	17	1
Womble	6	29	4.8	8	0	Hennigan	4	71	17.8	38	0
Kocourek	3	57	19.0	33	0	Cannon	3	128	42.7	88	1
Lowe	3	5	1.7	6	0	Groman	3	37	12.3	17	1
Ferguson	2	19	9.5	13	0	Carson	1	13	13.0	13	0
Flowers	1	6	6.0	6	0						

Punting	No	Yds	Avg	FC	Lg	TD	Punting	No	Yds	Avg	FC	Lg	TD
Laraba	4	164	41.0	0	3	49	Milstead	5	169	33.8	0	2	43

Punt Ret	No	Yds	Avg	FC	Lg	TD	Punt Ret	No	Yds	Avg	FC	Lg	TD
Harris	1	27	27.0	0	27	0	Cannon	0	0	0.0	1	0	0
Sears	1	15	15.0	1	15	0							

KO Ret	No	Yds	Avg	Lg	TD	KO Ret	No	Yds	Avg	Lg	TD
Lowe	4	101	25.3	34	0	Hall	2	47	23.5	24	0
Ford	1	22	22.0	22	0						

1961 AFL CHAMPIONSHIP GAME HOUSTON OILERS 10, SAN DIEGO CHARGERS 3 SUNDAY, DEC. 24, 1961 - BALBOA STADIUM (SAN DIEGO, CALIF.)



The 1961 American Football League Championship game in San Diego's Balboa Stadium was carbon copy of previous season's title game that Houston Oilers beat San Diego Chargers 10-3. On Jan. 1, 1961, Oilers edged Chargers, 24-16, in Houston's Jeppesen Stadium. Live audience of 29,556 fans and nationwide television audience estimated in vicinity of 40 million viewers witnessed monument to defensive football at its best. Crowd at stadium was limited because game was played on Christmas Eve and game was telecast into Los Angeles area and many San Diegans received LA's ABC affiliate, Channel 7. Oilers scored on 46-yard field goal by George Blanda mid-way through second quarter and added clincher, 35-yard touchdown pass by Blanda to Billy Cannon, late in third quarter. Chargers only scoring came on 12-yard field goal early in final period. Indication of evenness of ballgame is that both clubs had total net offense of 256 yards.

Score by Quarters	Q1	Q2	Q3	Q4	Total
Houston Oilers	0	3	7	0	10
San Diego Chargers	0	0	0	3	3

Tm	Qtr	Time	Play Description (PAT & Drive)	HOU	SD
HOU	2	8:06	Blanda 46-yard field goal (4-0)	3	0
HOU	3	11:39	Cannon 35 yd pass from Blanda (Blanda kick) (10-45)	10	0
SD	4	:39	Blair 12 yd field goal (7-33)	10	3

Attendance - 29,556

Team Statistics	HOU	SD	HOU	SD	
TOTAL FIRST DOWNS	18	15	INT RET. YARDS	60	7
Rushing	6	6	Interceptions	4	6
Passing	8	8	PUNTING AVERAGE	41.5	33.3
Penalty	4	1	Punts	4	6
NET YARDS RUSHING	96	79	Blocked	0	0
Attempts	33	20	PUNT RETURN YARDS	0	16
Yards Gained	113	100	Returns	0	1
Yards Lost	17	21	KICKOFF RETURN YDS	0	50
NET YARDS PASSING	160	177	Returns	0	2
Attempts	41	32	PENALTY YARDS	68	106
Completions	18	17	Penalties	5	10
Interceptions	6	4	FUMBLES/LOST	5/1	2/2
TOTAL OFFENSE	256	256			
Total Plays	74	58			

HOUSTON

Rushing	No	Yds	Avg	Lg	TD	Rushing	No	Yds	Avg	Lg	TD
Cannon	15	48	3.2	22	0	Roberson	8	37	4.6	23	0
Tolar	16	52	3.3	20	0	Lowe	5	30	6.0	12	0
Blanda	2	-4	-0.2	1	0	Kemp	4	5	1.3	17	0
						Lincoln	3	7	2.3	4	0

SAN DIEGO

Passing	A	C	Yds	S-L	TD	Lg	INT	Rt	Passing	A	C	Yds	S-L	TD	Lg	INT	Rt
Blanda	40	18	160	0-0	1	35	5	25.0	Lincoln	32	17	226	6-48	0	40	4	36.2
Groman	1	0	0	0-0	0	0	1	0.0	Kemp	3	2	17	0-0	0	17	0	5.7

Receiving	No	Yds	Avg	Lg	TD	Receiving	No	Yds	Avg	Lg	TD
Cannon	5	53	10.6	35	1	Kocourek	7	123	17.6	40	0
Hennigan	5	43	8.6	14	0	Norton	3	48	16.0	28	0
Groman	3	32	16.0	19	0	Flowers	2	17	8.5	9	0
Dewveall	2	10	5.0	11	0	Roberson	1	11	11.0	11	0
McLeod	1	20	20.0	20	0	Lowe	1	10	10.0	10	0
Tolar	2	2	1.0	8	0	Scarpitto	1	9	9.0	9	0
						Hayes	1	5	5.0	5	0
						Lincoln	1	3	3.0	3	0

INT	No	Yds	Avg	Lg	TD	INT	No	Yds	Avg	Lg	TD
Cline	1	7	7.0	7	0	Lincoln	1	3	3.0	3	0
Glick	1	0	0.0	0	0						
Johnston	1	0	0.0	0	0	Whitehead	2	45	22.5	41	0
Spence	1	0	0.0	0	0	McNeil	2	15	7.5	15	0
						Zeman	2	0	0.0	0	0

Punting	No	Yds	Avg	FC	Lg	TD	Punting	No	Yds	Avg	FC	Lg	TD
Norton	4	166	41.5	0	2	53	Maguire	6	199	33.2	1	52	

Punt Ret	No	Yds	Avg	FC	Lg	TD	Punt Ret	No	Yds	Avg	FC	Lg	TD
None							Lincoln	1	16	16.0	0	16	0
							Team	0	0	0.0	1	0	

KO Ret	No	Yds	Avg	Lg	TD	KO Ret	No	Yds	Avg	Lg	TD
None						Lowe	1	27	27.0	27	0
						Roberson	1	23	23.0	23	0

COMMUNITY

FRONT OFFICE

VETERANS

DRAFT PICKS & FREE AGENTS

2020 IN REVIEW

POSTSEASON HISTORY

GENERAL INFORMATION

1963 AFL CHAMPIONSHIP GAME

SAN DIEGO CHARGERS 51, BOSTON PATRIOTS 10

SUNDAY, JAN. 5, 1964 - BALBOA STADIUM (SAN DIEGO, CALIF.)



Before 30,127 in Balboa Stadium and 30 million more on national television, Keith Lincoln ran, caught and passed like no other athlete ever has in professional title match as Californians crumbled Boston Patriots, 51-10. Chargers' offense produced 610 yards. Lincoln accounted for 349 of them in virtuoso performance that included touchdown sprint of 67 yards, touchdown reception of 25 yards, 206 yards gained rushing, 123 gained pass receiving and 20 gained passing. Lincoln's heroics were mightily abated by others on San Diego team that played with brilliance. It was powerhouse show by team that had failed in two previous tries to win AFL title. But Patriots, with league's proudest defensive outfit, were no match for San Diegans. Splendidly prepared by Sid Gilman to combat Boston's almost constantly rushing linebackers, Chargers scored on their fourth scrimmage play, as well as their sixth and 10th. Patriots' ground attack suffered after fullback Larry Garron incurred head injury midway through second period. Garron later returned to game but remained in it only briefly.

Score by Quarters	Q1	Q2	Q3	Q4	Total
Boston Patriots	7	3	0	0	10
San Diego Chargers	21	10	7	13	51

TD	Qtr	Time	Play Description (PAT & Drive)	BOS	SD
SD	1	13:31	Rote 2 yd run (Blair kick) (4-72)	0	7
SD	1	10:48	Lincoln 67 yd run (Blair kick) (2-67)	0	14
BOS	1	7:01	Garron 7 yd run (Cappelletti kick) (7-66)	7	14
SD	1	4:44	Lowe 58 yd run (Blair kick) (4-73)	7	21
SD	2	7:05	Blair 11 yd field goal (7-74)	7	24
BOS	2	2:41	Cappelletti 15 yd field goal (11-69)	7	24
SD	2	-:48	Norton 14 yd pass from Rote (Blair kick) (8-57)	10	31
SD	3	9:14	Alworth 48 yd pass from Rote (Blair kick) (6-90)	10	38
SD	4	6:47	Lincoln 25 yd pass from Hadl (pass failed) (6-45)	10	44
SD	4	1:19	Hadl 1 yd run (Blair kick) [11-80]	10	51

Attendance — 30,127

Team Statistics	BOS	SD	BOS	SD
TOTAL FIRST DOWNS	14	21	INT RET. YARDS	0
Rushing	6	11	Interceptions	0
Passing	8	9	PUNTING AVERAGE	47
Penalty	0	1	Punts	7
NET YARDS RUSHING	75	318	Blocked	0
Attempts	16	32	PUNT RETURN YARDS	0
Yards Gained	77	328	Returns	0
Yards Lost	2	10	KICKOFF RETURN YDS	122
NET YARDS PASSING	186	292	Returns	9
Attempts	37	26	PENALTY YARDS	18
Completions	7	17	Penalties	1
Interceptions	2	0	FUMBLES/LOST	1-0
TOTAL OFFENSE	263	610		
Total Plays	59	60		

BOSTON					SAN DIEGO						
Rushing	No	Yds	Avg	Lg	TD	Rushing	No	Yds	Avg	Lg	TD
Crump	7	18	2.6	6	0	Lincoln	13	206	15.8	67	1
Garron	3	15	5.0	7	1	Lowe	12	94	7.8	58	1
Lott	3	15	5.0	6	0	Rote	4	15	3.8	10	1
Yewic	1	14	14.0	14	0	McDougall	1	2	2.0	2	0
Parilli	1	10	10.0	10	0	Hadl	1	1	1.0	1	1
Burton	7	3	3.0	3	0	Jackson	1	0	0.0	0	0

Passing	A	C	Yds	S-L	TD	Lg	INT	Rt	Passing	A	C	Yds	S-L	TD	Lg	INT	Rt
Parilli	29	14	189	5-36	0	45	1	55.1	Rote	15	10	173	2-13	2	48	0	145.3
Yewic	8	3	39	0-0	0	23	1	14.1	Hadl	10	6	112	0-0	1	38	0	132.1
									Lincoln	1	1	20	0-0	0	20	0	118.8

Receiving	No	Yds	Avg	Lg	TD	Receiving	No	Yds	Avg	Lg	TD
Cappelletti	2	72	0	49	0	Lincoln	7	123	1	32	1
Garron	2	6	0	5	0	Lincoln	7	123	1	32	1
Burton	4	12	0	8	0	Alworth	4	77	1	48	1
Crump	2	28	0	28	0	Kocourek	1	5	0	5	0
Coleclough	3	26	0	10	0	Norton	2	44	1	30	1
Graham	2	68	0	45	0	MacKinnon	2	53	0	33	0
Lott	2	16	0	11	0	McDougall	1	4	0	4	0

INT	No	Yds	Avg	Lg	TD	INT	No	Yds	Avg	Lg	TD
None						Maguire	1	10	10.0	10	0
						Mittinger	1	5	5.0	5	0

1964 AFL CHAMPIONSHIP GAME

BUFFALO BILLS 20, SAN DIEGO CHARGERS 7

SUNDAY, DEC. 26, 1964 - WAR MEMORIAL STADIUM (BUFFALO, N.Y.)



Lou Saban sent his Buffalo Bills out for post-Christmas gift after three lean years and one near miss in American Football League. Bills found what they were looking for and wrapped up defending champion San Diego Chargers, 20-7, for AFL Championship before 40,242 howling hometown fans. Chargers started out as if they meant to repeat their 51-10 conquest of Boston Patriots in 1963 title game. They boomed from their own 20 in four plays with payoff 26-yard strike from retiring quarterback Tobin Rote to tight end Dave Kocourek. Keith Lincoln's PAT at 2:16 of first period was last time San Diego got on scoreboard. Disaster soon struck visitors when Lincoln was forced out of action with broken rib on "the tackle heard around world" by Buffalo linebacker Mike Stratton. Coupled with absence of Lance Alworth, injury to Lincoln left Chargers offense impotent. Buffalo forced to 13-7 half-time lead on field goals from 12 and 17 yards by rookie ace Pete Gogolak and four-yard touchdown run by halfback Wray Carlton. Bills tallied again in final quarter on sneak by quarterback Jack Kemp.

Score by Quarters	Q1	Q2	Q3	Q4	Total
San Diego Chargers	7	0	0	0	7
Buffalo Bills	3	10	0	7	20

TD	Qtr	Time	Play Description (PAT & Drive)	SD	BUF
SD	1	11:49	Kocourek 26 yd pass from Rote (Lincoln kick) (4-80)	7	0
BUF	1	4:20	Gogolak 12 yd field goal (8-61)	7	3
BUF	2	7:11	Carlton 4 yd run (Gogolak kick) (8-56)	7	10
BUF	2	2:28	Gogolak 17 yd field goal (7-51)	7	13
BUF	4	9:12	Kemp 1 yd run (Gogolak kick) (3-52)	7	20

Attendance — 40,242

Team Statistics	SD	BUF	SD	BUF
TOTAL FIRST DOWNS	15	21	INT RET. YARDS	0
Rushing	7	12	Interceptions	0
Passing	7	8	PUNTING AVERAGE	36.4
Penalty	1	1	Punts	5
NET YARDS RUSHING	124	21	PUNT RETURN YARDS	58
NET YARDS PASSING	135	168	Returns	2
Attempts	36	20	KICKOFF RETURN YDS	175
Completions	13	10	Returns	4
Interceptions	3	0	PENALTY YARDS	20
TOTAL OFFENSE	259	387	Penalties	3
			FUMBLES/LOST	1/0

SAN DIEGO					BUFFALO									
Rushing	No	Yds	Avg	Lg	TD	Rushing	No	Yds	Avg	Lg	TD			
Lowe	7	34	4.9	16	0	Gilchrist	16	122	7.6	39	0			
Kinderman	4	14	3.5	7	0	Carlton	18	70	3.9	13	1			
Lincoln	3	47	15.7	38	0	Kemp	5	16	3.2	12	1			
MacKinnon	1	17	17.0	17	0	Dubention	1	9	9.0	9	0			
Hadl	1	13	13.0	13	0	Lamonica	1	2	2.0	2	0			
Rote	1	6	6.0	6	0									
Norton	1	-7	-7.0	-7	0	Passing	A	C	Yds	S-L	TD	Lg	INT	Rt

Passing	A	C	Yds	S-L	TD	Lg	INT	Rt <th>Receiving</th> <th>No</th> <th>Yds</th> <th>Avg</th> <th>Lg</th> <th>TD</th>	Receiving	No	Yds	Avg	Lg	TD
Rote	26	10	118	1-14	1	22	2	33.8	Dubention	3	56	18.7	26	0
Hadl	10	3	31	0-0	0	26	1	0.4	Bass	2	70	35.0	50	0

Receiving	No	Yds	Avg	Lg	TD	Punt Ret	No	Yds	Avg	FC	Lg	TD
Kinderman	4	52	13.0	22	0	Gilchrist	2	41	20.5	26	0	0
MacKinnon	3	12	4.0	7	0	Ross	1	-1	-1.0	-1	0	0
Kocourek	2	52	26.0	26	1							
Lowe	2	9	4.5	8	0	INT	No	Yds	Avg <td>Lg <td>TD</td> </td>	Lg <td>TD</td>	TD	
Norton	1	13	13.0	13	0	Warner	1	8	8.0	8	0	
Lincoln	1	11	11.0	11	0	Stratton	1	0	0.0	0	0	
						Byrd	1	0	0.0	0	0	

INT	No	Yds	Avg	Lg	TD	Punting	No	Yds	Avg	TB	I20	Lg
None						Maguire	5	234	46.8	0	3	64

1985 AFL CHAMPIONSHIP GAME
BUFFALO BILLS 23, SAN DIEGO CHARGERS 0
SUNDAY, DEC. 29, 1985 - BALBOA STADIUM (SAN DIEGO, CALIF.)



It was same two teams that met in 1964 Championship game with scene shifting from East to West Coast. But there obviously was no hometown advantage for San Diego Chargers. Coach Lou Saban's Buffalo Bills found 59-degree weather much to their liking in San Diego's Balboa Stadium, rolling to 23-0 victory before 30,361 downhearted fans. San Diego's offensive unit was unable to generate any type of serious attack after first quarter and Jack Kemp-led Bills broke loose in second period. Kemp teamed with end Eric Warlick for initial score, 18-yard pass play capping 60-yard run. Just 2:20 later, Bills struck again on 74-yard punt return by Butch Byrd and at half-time, Buffalo was ahead 14-0. In second half, Chargers were able to contain Buffalo's ground game and Kemp's passing, but couldn't stop talented toe of placekicker Pete Gogolak. His soccer-style kicks connected twice in third quarter from 11 and 39 yards and once more in final period from 32 yards.

Score by Quarters	Q1	Q2	Q3	Q4	Total
Buffalo Bills	0	14	6	3	23
San Diego Chargers	0	0	0	0	0

Tm	Qtr	Time	Play Description (PAT & Drive)	BUF	SD
BUF	2	4:59	Warlick 18 yd pass from Kemp (Gogolak kick) (6-60)	7	0
BUF	2	2:29	Byrd 74 yd punt return (Gogolak kick)	14	0
BUF	3	9:21	Gogolak 11 yd field goal (7-20)	17	0
BUF	3	:45	Gogolak 39 yd field goal (4--9)	20	0
BUF	4	11:45	Gogolak 32 yd field goal (5-5)	23	0

Attendance — 30,361

Team Statistics			BUF	SD	Team Statistics			BUF	SD
TOTAL FIRST DOWNS		14	12	INT RET. YARDS		36	0		
Rushing		4	5	Interceptions		2	1		
Passing		9	7	NUMBER OF PUNTS		4	7		
Penalty		1	0	Punt Yards		185	285		
NET YARDS RUSHING		108	104	Blocked		0	0		
Total Plays		36	27	PUNT RETURN YARDS		87	12		
Yards Gained		112	127	Returns		3	1		
Yards Lost		4	23	KICKOFF RETURN YDS		17	97		
Average / Play		3.0	3.9	Returns		1	3		
NET YARDS PASSING		152	119	PENALTY YARDS		21	41		
Attempts		20	25	Penalties		2	3		
Completions		9	12	FUMBLES/LOST		1/0	1/0		
Interceptions		1	2						
TOTAL OFFENSE		260	223						
Total Plays		58	57						
Avg. / Play		4.5	3.9						

BUFFALO

SAN DIEGO

Rushing	No	Yds	Avg	Lg	TD	Rushing	No	Yds	Avg	Lg	TD
Carlton	16	63	3.9	8	0	Lowe	12	57	4.8	47	0
Joe	16	35	2.2	11	0	Hadl	8	24	3.0	8	0
Stone	3	5	1.7	2	0	Lincoln	4	16	4.0	10	0
Smith	1	5	5.0	5	0	Foster	2	9	4.5	10	0
						Breaux	1	-2	-2.0	-2	0

Passing	A	C	Yds	S-L	TD	Lg	INT	Rt	Passing	A	C	Yds	S-L	TD	Lg	INT	Rt
Kemp	19	8	155	1-5	1	49	1	66.8	Hadl	23	11	140	3-30	0	35	2	31.1
Lamonica	1	1	12	0	0	12	0	116.7	Breaux	2	1	24	2-15	0	24	0	93.8

Receiving	No	Yds	Avg	Lg	TD	Receiving	No	Yds	Avg	Lg	TD
Roberson	3	88	29.3	49	0	Alworth	4	82	20.5	25	0
Warlick	3	35	11.7	18	1	Lowe	3	3	1.0	2	0
Costa	2	32	16.0	22	0	Norton	1	35	35.0	35	0
Tracy	1	12	12.0	12	0	Farr	1	24	24.0	24	0

INT	No	Yds	Avg	Lg	TD	INT	No	Yds	Avg	Lg	TD
Byrd	1	24	24.0	24	0	MacKinnon	1	10	10.0	10	0
Jacobs	1	12	12.0	12	0	Lincoln	1	7	7.0	7	0
						Kocourek	1	3	3.0	3	0

Punting	No	Yds	Avg	TB	I20	Lg	INT	No	Yds	Avg	Lg	TD
Maguire	4	185	46.3	0	3	59	Warren	1	0	0.0	0	0

Punt Ret	No	Yds	Avg	FC	Lg	TD	Punting	No	Yds	Avg	TB	I20	Lg
Byrd	3	87	29.0	0	74t	1	Hadl	5	257	51.4	1	0	64
							Allison	2	28	14.0	0	0	19

KO Ret	No	Yds	Avg	Lg	TD	Punt Ret	No	Yds	Avg	FC	Lg	TD
Warner	1	17	17.0	17	0	Duncan	1	12	12.0	0	12	0
						Graham	0	0	0.0	1	0	0

KO Ret	No	Yds	Avg	Lg	TD
Duncan	2	62	31.0	49	0
Farr	1	35	35.0	35	0

1979 AFC DIVISIONAL PLAYOFFS
HOUSTON OILERS 17, SAN DIEGO CHARGERS 14
SATURDAY, DEC. 29, 1979 - SAN DIEGO STADIUM (SAN DIEGO, CALIF.)



The Chargers 1979 season, featuring one of the best teams in franchise history, ended in disappointment as Bolts fell to Houston Oilers, 17-14, in Divisional Playoff game at San Diego Stadium. Chargers were rolling early and took 7-0 lead on Clarence Williams' one-yard touchdown on Bolts first offensive possession of game. But Houston scored 10 unanswered points in second quarter and led at half, 10-7. On opening drive of third quarter, San Diego reclaimed lead when Lydell Mitchell scored on eight-yard run for 14-10 lead. Houston came back later in quarter as Mike Renfro caught 47-yard touchdown pass from Gifford Nielsen and Oilers jumped back out to 17-14 lead. Chargers tried to fight back in fourth quarter, but two Dan Fouts interceptions proved costly and Houston upset Chargers and eliminated them from playoffs.

Score by Quarters	Q1	Q2	Q3	Q4	Total
Houston Oilers	0	10	7	0	17
San Diego Chargers	7	0	7	0	14

Tm	Qtr	Time	Play Description (PAT & Drive)	HOU	SD
SD	1	10:11	Williams 1 yd run (Wood kick) (11-81, 4:08)	0	7
HOU	2	10:58	Fritsch 26 yd field goal (5-20, 2:08)	3	7
HOU	2	14:41	Clark 1 yd run (Fritsch kick) (8-38, 2:40)	10	7
SD	3	1:52	Mitchell 8 yd run (Wood kick) (6-65, 1:44)	10	14
HOU	3	12:55	Renfro 47 yd pass from Nielsen (Fritsch kick) (3-46, 0:57) 17	14	14

Attendance — 51,192

Team Statistics		HOU	SD	Team Statistics		HOU	SD
TOTAL FIRST DOWNS		15	25	PUNTS No. and Avg.		6-40.7	2-32.0
Rushing		9	6	Blocked		0	0
Passing		5	17	TOTAL RETURN YARDS		89	113
Penalty		1	2	Punt Returns		1-25	3-29
3RD DOWN EFF		816-51%	7-13-54%	Kickoff Returns		3-53	4-84
TOTAL NET YARDS		259	380	Interception Returns		5-11	1-0
Total Plays		59	68	PENALTIES No. and Yds		5-45	6-30
Average / Play		4.4	5.6	FUMBLES No. and Lost		0-0	0-0
NET YARDS RUSHING		148	63	TOUCHDOWNS		2	2
Total Plays		40	19	Rushing		1	2
Average / Play		3.7	3.3	Passing		1	0
NET YARDS PASSING		111	317	Returns		0	0
Sacked - Yards Lost		0-0	2-16	EXTRA POINTS		2-2	2-2
Gross Yards		111	333	FIELD GOALS		1-1	0-1
ATT-COMP-INT		19-10-1	47-25-5	FINAL SCORE		17	14
Avg. / Play		5.8	6.5	TIME OF POSS		30:06	29:54

HOUSTON

SAN DIEGO

Rushing	No	Yds	Avg	Lg	TD	Rushing	No	Yds	Avg	Lg	TD			
Carpenter	18	67	3.7	11	0	Mitchell	8	33	4.1	8t	1			
Wilson	11	39	3.5	14	0	C. Williams	11	30	2.7	8	1			
Clark	9	30	3.3	11	1									
Nielsen	2	12	6.0	14	0	Passing	A	C	Yds	S-L	TD	Lg	INT	Rt

Passing	A	C	Yds	S-L <th>TD</th> <th>Lg</th> <th>INT</th> <th>Rt</th> <th>Receiving</th> <th>No</th> <th>Yds</th> <th>Avg</th> <th>Lg</th> <th>TD</th>	TD	Lg	INT	Rt	Receiving	No	Yds	Avg	Lg	TD
Nielsen	19	10	111	0-0	1	47t	1	65.9	Joiner	4	81	20.3	30	0

Receiving	No	Yds	Avg	Lg	TD	Receiving	No	Yds	Avg	Lg	TD
Carpenter	4	23	5.8	7	0	Jefferson	4	70	17.5	21	0
T. Wilson	3	16	5.3	10	0	Klein	5	41	8.2	16	0
Renfro	1	47	47.0	47t	1	Mitchell	4	26	6.5	9	0
Coleman	1	13	13.0	13	0	Floyd	3	51	17.0	23	0
Barber	1	12	12.0	12	0	McCrary	1	34	34.0	34	0

INT	No	Yds	Avg	Lg	TD	INT	No	Yds	Avg	Lg	TD	
Perry	4	0	0.0	0	0	M. Williams	1	0	0.0	0	0	
Reinfeldt	0	8	--	8	0							
J.C. Wilson	1	3	3.0	3	0	Punting <th>No</th> <th>Yds</th> <th>Avg</th> <th>TB</th> <th>I20</th> <th>Lg</th>	No	Yds	Avg	TB	I20	Lg

Punting	No	Yds	Avg	TB	I20	Lg	Punt Ret	No	Yds	Avg	FC	Lg	TD
Parsley	6	248	40.7	0	2	50	Fuller	3	29	9.7	1	15	0

Punt Ret	No	Yds	Avg	FC	Lg	TD	KO Ret	No	Yds	Avg	Lg	TD
Ellender	1	25	25.0	1	25	0	Owens	3	60	20.0	27	0
							Bauer	1	24	24.0	24	0

KO Ret	No	Yds	Avg	Lg	TD
Hartwig	2	37	18.5	24	0
Ellender	1	16	16.0	16	0

1980 AFC DIVISIONAL PLAYOFFS

SAN DIEGO CHARGERS 20, BUFFALO BILLS 14

SATURDAY, JAN. 3, 1981 - SAN DIEGO STADIUM (SAN DIEGO, CALIF.)



Quarterback Dan Fouts connected with Ron Smith on 50-yard touchdown pass with 2:08 remaining in fourth quarter for game-winning score. Fouts completed pass on 3rd-and-10 with Chargers trailing 14-15. With win Chargers advanced to American Football Conference Championship Game against Oakland. Fouts completed 27 of 37 passes for 314 yards and two touchdowns, 20th 300-yard game of his career. San Diego's defense held Buffalo to 97 yards rushing, 50-yard, game-winning touchdown catch was longest of Smith's career. Down 14-3 at half, momentum changed in third quarter with Chargers going 70 yards in four plays for touchdown on first series. Chuck Muncie ran for 18 yards, then Charlie Joiner caught 45-yard pass and two plays later, Joiner capped off drive with nine-yard scoring reception, making score 14-10. Down 14-13 after field goal, Chargers started their final drive at Buffalo 31-yard line with 3:59 to play. Passes to Mike Thomas and John Jefferson put ball at midfield, setting stage for Fouts' game-winner to Smith.

Score by Quarters	Q1	Q2	Q3	Q4	Total
Buffalo Bills	0	14	0	0	14
San Diego Chargers	3	0	7	10	20

Tm	Qtr	Time	Play Description (PAT & Drive)	BUF	SD
SD	1	11:16	Benirschke 22 yd field goal (12-69, 6:45)	0	3
BUF	2	:44	Leaks 1 yd run (Mike-Mayer kick) (12-72, 4:20)	7	3
BUF	2	14:44	Lewis 9 yd pass from Ferguson (Mike-Mayer kick) (4-33, 1:32)	14	3
SD	3	1:34	Joiner 9 yd pass from Fouts (Benirschke kick) (4-70, 1:25)	14	10
SD	4	:51	Benirschke 22 yd field goal (8-45, 4:13)	14	13
SD	4	12:52	Smith 50 yd pass from Fouts (Benirschke kick) (5-69, 1:51)	14	20

Team Statistics		BUF	SD	PUNTS No. and Avg.		BUF	SD
TOTAL FIRST DOWNS		17	21			6-44.5	4-27.8
Rushing		6	6	Blocked		0	1
Passing		9	14	TOTAL RETURN YARDS		97	126
Penalty		2	1	Punt Returns		2-13	3-29
3RD DOWN EFF	5-14-36%	2-11-38%		Kickoff Returns		5-84	3-50
TOTAL NET YARDS	244	397		Interception Returns		1-0	3-47
Total Plays	96	64		PENALTIES No. and Yds		5-40	6-66
Average / Play	3.7	6.2		FUMBLES No. and Lost		0-0	3-2
NET YARDS RUSHING	97	96		TOUCHDOWNS		2	2
Total Plays	33	25		Rushing		1	2
Average / Play	2.9	3.8		Passing		1	2
NET YARDS PASSING	147	301		Returns		0	2
Sacked - Yards Lost	3-33	2-13		EXTRA POINTS		2-2	2-2
Gross Yards	180	314		FIELD GOALS		0-2	2-3
ATT-COMP-INT	30-15-3	37-22-1		FINAL SCORE		14	20
Avg. / Play	4.5	7.7		TIME OF POSS		33:14	26:46

BUFFALO										SAN DIEGO									
Rushing	No	Yds	Avg	Lg	TD	Rushing	No	Yds	Avg	Lg	TD								
Cribbs	18	53	2.9	9	0	Muncie	18	80	4.4	18	0								
Manucci	2	21	10.5	15	0	Thomas	5	22	4.4	8	0								
Brown	9	17	1.9	5	0	Fouts	2	-6	-3.0	-3	0								
Leaks	4	6	1.5	2	1														

Passing										Receiving									
A	C	Yds	S-L	TD	Lg	INT	Rt	Fouts	37	22	314	2-13	25	0	1	93.8			
Ferguson	24	15	180	3-33	1	19	3	59.7	Jefferson	7	102	14.6	24	0	0				
Manucci	1	0	0	0-0	0	0	0	0.0	Muncie	6	53	8.8	16	0	0				

Receiving										INT									
No	Yds	Avg	Lg	TD	TD	No	Yds	Avg	Lg	TD									
Brammer	4	62	15.5	19	0	Joiner	4	83	20.8	45	1								
Cribbs	4	36	9.0	11	0	McCrary	2	19	9.5	11	0								
Lewis	3	45	15.0	18	1	Smith	1	50	50.0	50	1								
Butler	2	19	9.5	12	0	Winslow	1	5	5.0	5	0								
Leaks	1	17	17.0	17	0	Thomas	1	2	2.0	2	0								
Hooks	1	1	1.0	1	0														

Punting										INT									
No	Yds	Avg	TB	I20	Lg	No	Yds	Avg	Lg	TD									
Cater	6	267	44.5	2	0	55	Partridge	3	111	37.0	0	0	52						

Punt Ret					Yds					FC					Lg				
No	Yds	Avg	FC	Lg	No	Yds	Avg	FC	Lg	No	Yds	Avg	FC	Lg					
Hooks	2	13	6.5	0	7	0	Fuller	3	29	9.7	1	11	0						

KO Ret					No					Yds					Avg				
No	Yds	Avg	Lg	TD	No	Yds	Avg	Lg	TD	No	Yds	Avg	Lg	TD					
Solomon	5	84	16.8	26	0	Bauer	2	39	19.5	25	0								
					Duncan	1	11	11.0	11	0									

1980 AFC CHAMPIONSHIP GAME

OAKLAND RAIDERS 34, SAN DIEGO CHARGERS 27

SUNDAY, JAN. 11, 1981 - JACK MURPHY STADIUM (SAN DIEGO, CALIF.)



Oakland took 28-7 lead in first half and then held off late San Diego bid to beat Chargers for American Football Conference championship. On third play from scrimmage, Raiders quarterback Jim Plunkett had pass bounce off hands of his intended receiver Kenny King and into grasp of Raymond Chester, who took pass in for 65-yard score. San Diego's initial drive was halted when John Jefferson slipped on wet turf and Dan Fouts' pass zipped into hands of defender Lester Hayes. Chargers tied score minutes later on 48-yard pass from Fouts to Charlie Joiner but Oakland retaliated with 76-yard scoring drive, aided by Plunkett pass to Cliff Branch for 48 yards and pass interference penalty. By end of first quarter, Oakland led 21-7, and two quarterbacks had combined for 314 yards passing. Oakland later scored on three-yard run by Mark Van Eeghen, making score 28-7. San Diego scored near end of first half on eight-yard pass from Fouts to Joiner. In third quarter, Rolf Benirschke kicked field goal and Chuck Muncie scored from six yards to narrow Raiders' lead to 28-24. Oakland then marched 68 and 37 yards to set up two Chris Bahr field goals while running 10-38 off clock. Trailing 34-24 Chargers drove for field goal from Benirschke that left them one touchdown behind with 6:52 to play, but Oakland controlled ball for final 6:26 and held on for victory.

Score by Quarters	Q1	Q2	Q3	Q4	Total
Oakland Raiders	21	7	3	3	34
San Diego Chargers	7	7	10	3	27

Tm	Qtr	Time	Play Description (PAT & Drive)	OAK	SD
OAK	1	1:35	Chester 65 yd pass from Plunkett (Bahr kick) (3-71, 1:26)	0	7
SD	1	7:04	Joiner 48 yd pass from Fouts (Benirschke kick) (3-52, 1:21)	7	7
OAK	1	11:14	Plunkett 5 yd run (Bahr kick) (7-76, 4:02)	14	7
OAK	1	13:25	King 21 yd pass from Plunkett (Bahr kick) (4-49, 1:33)	21	7
OAK	2	8:34	Van Eeghen 3 yd run (Bahr kick) (7-29, 3:31)	28	7
SD	2	13:55	Joiner 8 yd pass from Fouts (Benirschke kick) (13-64, 5:00)	28	14
SD	3	4:54	Benirschke 26 yd field goal (12-68, 4:26)	28	17
SD	3	8:47	Muncie 6 yd run (Benirschke kick) (6-41, 2:29)	28	24
OAK	3	14:11	Bahr 27 yd field goal (9-68, 5:15)	31	24
OAK	4	5:14	Bahr 33 yd field goal (10-37, 5:14)	34	24
SD	4	8:08	Benirschke 27 yd field goal (12-72, 2:48)	34	27

Team Statistics		OAK	SD	PUNTS No. and Avg.		OAK	SD
TOTAL FIRST DOWNS		21	26			4-56.0	2-40.5
Rushing		8	6	Blocked		0	0
Passing		12	17	TOTAL RETURN YARDS		164	140
Penalty		1	3	Punt Returns		2-20	2-21
3RD DOWN EFF	9-16-56%	8-13-62%		Kickoff Returns		6-103	6-99
TOTAL NET YARDS	362	434		Interception Returns		2-41	0-0
Total Plays	66	71		PENALTIES No. and Yds		7-54	6-45
Average / Play	5.5	6.1		FUMBLES No. and Lost		0-0	5-1
NET YARDS RUSHING	138	83		TOUCHDOWNS		4	3
Total Plays	42	23		Rushing		2	1
Average / Play	3.3	3.6		Passing		2	2
NET YARDS PASSING	224	351		Returns		0	0
Sacked - Yards Lost	6-37	2-13		EXTRA POINTS		4-4	3-3
Gross Yards	261	364		FIELD GOALS		2-2	2-2
ATT-COMP-INT	18-14-0	46-23-2		FINAL SCORE		34	27
Avg. / Play	9.3	7.3		TIME OF POSS		35:03	24:57

OAKLAND										SAN DIEGO									
Rushing	No	Yds	Avg	Lg	TD	Rushing	No	Yds	Avg	Lg	TD								
Van Eeghen	20	85	4.3	10	0	Thomas	12	48	4.0	9	0								
King	11	35	3.2	8	0	Muncie	9	34	3.8	16	1								
Jensen	2	7	3.5	4	0	Fouts	1	2	2.0	2	0								
Plunkett	4	6	1.5	5	1	Smith	1	-1	-1.0	-1	0								
Whittington	5	5	1.0	2	0														

Passing										Receiving									
A	C	Yds	S-L	TD	Lg	INT	Rt	Fouts <td>45</td> <td>22</td> <td>336</td> <td>2-13</td> <td>2</td> <td>55</td> <td>2</td> <td>70.2</td>	45	22	336	2-13	2	55	2	70.2			
Plunkett	18	14	261	6-37	2	65	0	155.8	Winslow	1	28	0-0	0	28	0	118.8			

Receiving					Yds					Avg					Lg				
No	Yds	Avg	Lg	TD	No	Yds	Avg	Lg	TD	No	Yds	Avg	Lg	TD					
Chester	5	102	20.4	65	1	Joiner	6	130	21.7	48	2								
Branch	3	78	26.0	48	0	Thomas	5	40	8.0	24	0								
King	2	424	21.5	22	1	Jefferson	7	17.8	28	0									
Chandler	2	27	13.5	16	0	Smith	3	76	25.5	55	0								
Whittington	2	11	5.5	6	0	Winslow	3	42	14.0	21	0								
					Muncie	2	5	2.5	3	0									

INT					No					Yds					Avg				
No	Yds	Avg	Lg	TD	No	Yds	Avg	Lg	TD	No	Yds	Avg	Lg	TD					
Owens	1	25	25.0	25	0	INT													
Hayes	1	16	16.0	16	0	None													

Punting					No					Yds					Avg				
No	Yds	Avg	TB	I20	Lg	No	Yds	Avg	TB	I20	Lg	No	Yds	Avg					
Guy	4	224	56.0	1	0	71	Partridge	2	81	40.5	0	0	41						

Punt Ret					No					Yds					Avg				
No	Yds	Avg	FC	Lg	No	Yds	Avg	FC	Lg	No	Yds	Avg	FC	Lg					
Matthews	2	20	10.0	0	14	0	Fuller	2	41	20.5	1	28	0						

KO Ret					No					Yds					Avg				
No	Yds	Avg	Lg	TD	No	Yds	Avg	Lg	TD	No	Yds	Avg	Lg	TD					
Whittington	4	67	16.8	24	0	Bauer	5	89	17.8	27	0								
Moody	2	36	18.0	21	0	Duncan	1	10	10.0	10	0								

1981 AFC DIVISIONAL PLAYOFFS
SAN DIEGO CHARGERS 41, MIAMI DOLPHINS 38 (OT)
SATURDAY, JAN. 2, 1982 - ORANGE BOWL (MIAMI, FLA.)



The Chargers traveled to Miami's Orange Bowl to face AFC East Division champion Miami and won epic struggle, 41-38, on 29-yard Rolf Benirschke field goal at 13:52 mark of first overtime period. San Diego jumped out to early 24-0 lead, only to have Dolphins close gap under direction of substitute quarterback Don Strock. Score was 24-17 at halftime and in second half Dolphins knotted score at 24 and again at 31 before assuming their first lead, 38-31, on 12-yard run by Tony Nathan. But late in fourth quarter after Dolphin turnover, Dan Fouts threw eight-yard TD pass to James Brooks with 58 seconds left in regulation to tie game, 38-38. With four seconds left Dolphins had chance to win it but Miami's 43-yard field goal try was blocked by Kellen Winslow, sending game into overtime. In OT Benirschke missed 27-yard attempt and Uwe Von Schamann had another attempt blocked, this time by Leroy Jones. Ultimately, Chargers' game-winning drive was highlighted by receptions of 20 and 29 yards by Wes Chandler and Charlie Joiner, respectively. Fouts set division playoff passing records for completions, attempts and yards, as did Winslow with 13 catches. Chandler had 56-yard punt return for touchdown for Chargers, first-ever punt return for touchdown in AFC divisional playoff game. Chargers broke total 15 divisional playoff team records and tied two others.

Score by Quarters	Q1	Q2	Q3	Q4	OT	Total
San Diego Chargers	24	0	7	7	3	41
Miami Dolphins	0	17	14	7	0	38

Tm	Qtr	Time	Play Description (PAT & Drive)	SD	MIA
SD	1	5:11	Benirschke 52 yd field goal (9-64, 5:11)	3	0
SD	1	7:36	Chandler 56 yd punt return (Benirschke kick)	10	0
SD	1	11:02	Muncie 1 yd run (Benirschke kick) (7-29, 3:16)	17	0
SD	1	13:29	Brooks 8 yd pass from Fouts (Benirschke kick) (3:11, 0:48)	24	0
MIA	2	6:29	Von Schamann 34 yd field goal (10-63, 3:34)	24	3
MIA	2	12:15	Rose 1 yd pass from Strock (Von Schamann kick) (7-39, 3:59)	24	10
MIA	2	15:00	Nathan 25 yd run off lateral from Harris after 15 yd pass from Strock (Von Schamann kick) (4-63, 0:30)	24	17
MIA	3	4:10	Rose 15 yd pass from Strock (Von Schamann kick) (8-74, 4:10)	24	24
SD	3	10:45	Winslow 25 yd pass from Fouts (Benirschke kick) (6-60, 2:24)	31	24
MIA	3	13:32	Hardy 50 yd pass from Strock (Von Schamann kick) (6-83, 2:47)	31	31
MIA	4	:07	Nathan 12 yd run (Von Schamann kick) (2-15, 0:54)	31	38
SD	4	14:02	Brooks 9 yd pass from Fouts (Benirschke kick) (10-82, 3:41)	38	38
SD	5	13:52	Benirschke 29 yd field goal (6-74, 2:25)	41	38

Attendance - 73,735

Team Statistics	SD	MIA	SD	MIA	
TOTAL FIRST DOWNS	33	25	PUNTS No. and Avg.	4-40.3	5-42.0
Rushing	10	3	Blocked	0	0
Passing	21	21	TOTAL RETURN YARDS	189	140
Penalty	2	1	Punt Returns	2-64	1-12
3RD DOWN EFF	815-53%	816-53%	Kickoff Returns	6-90	6-98
TOTAL NET YARDS	564	466	Interception Returns	2-35	1-30
Total Plays	65	78	PENALTIES No. and Yds	9-45	7-44
Average / Play	6.6	6.0	FUMBLES No. and Lost	3-3	2-1
NET YARDS RUSHING	149	78	TOUCHDOWNS	5	5
Total Plays	29	28	Rushing	1	1
Average / Play	5.1	2.8	Passing	3	4
NET YARDS PASSING	415	388	Returns	1	0
Sacked - Yards Lost	2-18	3-29	EXTRA POINTS	5-5	1-3
Gross Yards	433	417	FIELD GOALS	2-4	5-5
ATT-COMP-INT	54-33-1	41-30-2	FINAL SCORE	41	38
Avg. / Play	7.4	7.8	TIME OF POSSE	37:44	36:08

SAN DIEGO

MIAMI

Rushing	No	Yds	Avg	Lg	TD	Rushing	No	Yds	Avg	Lg	TD		
Muncie	24	120	5.0	18	1	Nathan	14	48	3.4	12t	1		
Brooks	3	19	6.3	14	0	Franklin	9	6	0.7	3	0		
Fouts	2	10	5.0	8	0	Woodley	1	10	10.0	10	0		
						Hill	3	8	2.7	4	0		
Passing	A	C	Yds	S-L	TD	Lg	INT	Rt	Vigorito	1	6	6	0
Fouts	53	33	433	2-18	3	47	1	99.0					
Muncie	1	0	0-0	0	0	0	0	0.39%					
Receiving	No	Yds	Avg	Lg	TD	Receiving	No	Yds	Avg	Lg	TD		
Winslow	13	166	12.8	31	1	Nathan	8	108	13.5	27	1		
Joiner	7	108	15.4	39	0	Harris	6	106	17.7	30	0		
Chandler	6	106	17.7	47	0	Hardy	5	89	17.8	50t	1		
Brooks	4	31	7.8	9t	2	Rose	4	37	9.3	15t	2		
Muncie	2	5	2.5	8	0	Cefalo	3	62	20.7	23	0		
Scales	1	17	17.0	17	0	Vigorito	2	12	6.0	8	0		
INT	No	Yds	Avg	Lg	TD	Hill	2	3	1.5	2	0		
Edwards	1	35	35.0	35	0								
Buchanan	1	0	0.0	0	0	INT	No	Yds	Avg	Lg	TD		
Punting	No	Yds	Avg	TB	I20	Lg	Blackwood	1	8	8.0	8	0	
Roberts	4	161	40.3	3	0	47	Small	0	22	--	22	0	
Punt Ret	No	Yds	Avg	FC	Lg	TD	Punting	No	Yds	Avg	TB	I20	Lg
Chandler	1	56	56.0	0	56t	1	Orosz	5	210	42.0	1	0	45
KO Ret	No	Yds	Avg	Lg	TD	Punt Ret	No	Yds	Avg	FC	Lg	TD	
Brooks	5	75	15.0	33	0	Vigorito	1	12	12.0	0	12	0	
Beaudoin	1	15	15.0	15	0								
KO Ret	No	Yds	Avg	Lg	TD								
Vigorito	4	67	16.8	21	0								
Walker	1	18	18.0	18	0								
Hill	1	13	13.0	13	0								

1981 AFC CHAMPIONSHIP GAME
CINCINNATI BENGALS 27, SAN DIEGO CHARGERS 7
SUNDAY, JAN. 10, 1982 - RIVERFRONT STADIUM (CINCINNATI, OHIO)



The Chargers lost to Cincinnati in AFC Championship game on coldest day in NFL history. Temperature in Cincinnati dipped to nine-degrees-below-zero with wind chill factor measuring 59-below zero. Cincinnati won coin toss and elected to kick off, forcing San Diego to go into wind in first quarter. Bengals moved ahead 10-0 before teams switched directions in second period and Chargers scored on their first possession on 33-yard screen pass from Dan Fouts to Kellen Winslow and Cincinnati led 17-7 at halftime. Chargers were statistical leaders in San Diego, but three turnovers inside Bengals' 33-yard line proved costly. San Diego turned ball over to start third quarter leading to another Cincinnati score, and three-yard touchdown pass from Ken Anderson to Don Bass culminated 8:08 drive in final period to clinch Bengals victory. Wes Chandler led all receivers with six catches for 79 yards and Chuck Muncie led all rushers with 23 carries and 94 yards.

Score by Quarters	Q1	Q2	Q3	Q4	Total
San Diego Chargers	0	7	0	0	7
Cincinnati Bengals	10	7	3	7	27

Tm	Qtr	Time	Play Description (PAT & Drive)	SD	CIN
CIN	1	6:55	Breech 31 yd field goal (10-51, 6:12)	0	3
CIN	1	7:54	Harris 8 yd pass from Anderson (Breech kick) (2-12, 0:55)	0	10
SD	2	1:26	Winslow 33 yd pass from Fouts (Benirschke kick) (6-55, 2:58)	7	10
CIN	2	5:03	Johnson 1 yd run (Breech kick) (7-55, 3:21)	7	17
CIN	3	7:13	Breech 38 yd field goal (8-39, 4:52)	7	20
CIN	4	8:08	Bass 3 yd pass from Anderson (Breech kick) (14-68, 7:04)	7	27

Attendance - 46,302

Team Statistics	SD	CIN	SD	CIN	
TOTAL FIRST DOWNS	18	19	PUNTS No. and Avg.	2-29.5	3-30.6
Rushing	11	8	Blocked	0	0
Passing	7	11	TOTAL RETURN YARDS	139	64
Penalty	0	0	Punt Returns	1-7	0-0
3RD DOWN EFF	5-12-42%	5-11-46%	Kickoff Returns	7-132	1-40
TOTAL NET YARDS	301	318	Interception Returns	0-0	2-24
Total Plays	61	59	PENALTIES No. and Yds	2-15	3-25
Average / Play	4.9	5.4	FUMBLES No. and Lost	4-2	3-1
NET YARDS RUSHING	128	143	TOUCHDOWNS	1	3
Total Plays	31	36	Rushing	0	1
Average / Play	4.1	3.9	Passing	1	2
NET YARDS PASSING	173	175	Returns	0	0
Sacked - Yards Lost	2-12	0-0	EXTRA POINTS	1-1	3-3
Gross Yards	185	175	FIELD GOALS	0-2	2-2
ATT-COMP-INT	28-15-0	23-15-0	FINAL SCORE	7	27
Avg. / Play	5.8	7.6	TIME OF POSSE	29:42	30:18

SAN DIEGO

CINCINNATI

Rushing	No	Yds	Avg	Lg	TD	Rushing	No	Yds	Avg	Lg	TD											
Muncie	23	94	4.1	11	0	Johnson	21	80	3.8	11	1											
Brooks	6	23	3.8	9	0	Anderson	5	29	7.8	13	0											
Fouts	1	6	6.0	6	0	Alexander	9	22	2.4	4	0											
Cappelletti	1	5	5.0	5	0	Collinsworth	1	2	2.0	2	0											
Passing	A	C	Yds	S-L	TD	Lg	INT	Rt	Passing	A	C	Yds	S-L	TD	Lg	INT	Rt					
Fouts	28	15	185	2-12	13	32	56.4	Anderson	22	14	161	0-0	2	0	119.5	Thompson	1	14	0-0	14	0	118.8
Receiving	No	Yds	Avg	Lg	TD	Receiving	No	Yds	Avg	Lg	TD											
Chandler	6	79	13.2	25	0	Ross	5	69	13.8	19	0											
Winslow	3	47	15.7	33t	1	Joiner	3	25	8.3	16	0											
Joiner	3	41	13.7	21	0	Alexander	3	25	8.3	16	0											
Brooks	2	5	2.5	4	0	Collinsworth	2	28	14.0	16	0											
Sievers	1	13	13.0	13	0	Curtis	2	28	14.0	15	0											
						Johnson	1	14	14.0	14	0											
INT	No	Yds	Avg	Lg	TD	Harris	1	8	8.0	8t	1											
None						Bass	1	3	3.0	3t	1											
Punting	No	Yds	Avg	TB	I20	Lg	INT	No	Yds	Avg	Lg	TD										
Roberts	2	59	29.5	0	0	32	Kemp	1	24	24.0	24	0										
							Breedon	1	0	0.0	0	0										
Punt Ret	No	Yds	Avg	FC	Lg	TD	Punting	No	Yds	Avg	TB	I20	Lg									
Chandler	1	7	7.0	0	7	0	McInally	3	92	30.6	0	0	35									
KO Ret	No	Yds	Avg	Lg	TD	Punt Ret	No	Yds	Avg	FC	Lg	TD										
Brooks	4	87	21.8	36	0	None																
Beaudoin	2	38	19.0	19	0																	
Shaw	1	7	7.0	7	0																	
KO Ret	No	Yds	Avg	Lg	TD																	
Verser	1	40	40.0	40	0																	

1992 AFC WILD CARD PLAYOFFS
SAN DIEGO CHARGERS 17, KANSAS CITY CHIEFS 0

SATURDAY, JAN. 2, 1993 - JACK MURPHY STADIUM (SAN DIEGO, CALIF.)



San Diego defeated Kansas City Chiefs, 17-0, in AFC Wild Card playoffs in San Diego's Jack Murphy Stadium. It marked first shutout in history of Wild Card games. It was also first shutout by Chargers over Kansas City and first time Chiefs were shut out in non-strike game since 1985. Two defensive powerhouses battled to scoreless first half. Chargers gained 130 total yards to Chiefs' 122 yards in half, but were sacked four times for 47 yards in losses. San Diego scored first when Marion Butts dashed up middle career-long 54 yards for touchdown. On Chiefs first play of their next possession, tipped pass by Blaise Winter was intercepted by Leslie O'Neal to set up field goal. Up 10-0 in fourth quarter, Chargers put together 11-play, 91-yard drive and culminated series with five-yard scoring plunge by Steve Hendrickson. Chargers gained 192 yards on ground, their second-most productive effort of season. Defense harassed Chiefs passing game causing two interceptions and sacking Dave Krieg seven times to tie season high. But Grossman had two-and-a-half sacks and O'Neal and Shawn Lee each had two.

Score by Quarters	Q1	Q2	Q3	Q4	Total
Kansas City Chiefs	0	0	0	0	0
San Diego Chargers	0	0	10	7	17

Tm	Qtr	Time	Play Description (PAT & Drive)	KC	SD
SD	3	5:53	Butts 54 yd run (Carney kick) (4-74, 1:57)	0	7
SD	3	3:33	Carney 34 yd field goal (4-9, 2:03)	0	10
SD	4	4:57	Hendrickson 5 yd run (Carney kick) (11-91, 5:32)	0	17

Attendance - 60,681

Team Statistics	KC	SD	KC	SD
TOTAL FIRST DOWNS	17	18	PUNTS No. and Avg.	8-45.0 6-44.2
Rushing	5	8	Blocked	0 0
Passing	10	7	TOTAL RETURN YARDS	72 78
Penalty	2	3	Punt Returns	2-5 4-35
3RD DOWN EFF	4-14-29%	5-13-39%	Kickoff Returns	1-5 0-0
TOTAL NET YARDS	251	342	Interception Returns	0-0 2-43
Total Plays	60	63	PENALTIES No. and Yds	5-44 5-44
Average / Play	4.2	5.4	FUMBLES No. and Lost	2-1 2-1
NET YARDS RUSHING	61	192	TOUCHDOWNS	0 2
Total Plays	19	35	Rushing	0 2
Average / Play	3.2	5.5	Passing	0 0
NET YARDS PASSING	190	150	Returns	0 0
Sacked - Yards Lost	7-43	5-49	EXTRA POINTS	0-0 2-2
Gross Yards	233	199	FIELD GOALS	0-0 1-2
ATT-COMP-INT	34-16-2	23-14-0	FINAL SCORE	0 17
Avg. / Play	4.6	5.4	TIME OF POSS	30:14 29:46

KANSAS CITY

Rushing	No	Yds	Avg	Lg	TD	Rushing	No	Yds	Avg	Lg	TD
Williams	12	35	2.9	8	0	Butts	15	119	7.9	54	1
McNair	3	18	6.0	6	0	Bieniemy	13	38	2.9	6	0
Krieg	2	4	2.0	3	0	Harmon	4	27	6.8	10	0
Word	2	4	2.0	3	0	Hendrickson	1	5	5.0	5	1
						Bernsteine	1	3	3.0	3	0
						Humphries	1	0	0.0	0	0

Passing	A	C	Yds	S-L	TD	Lg	INT	Rt	Passing	A	C	Yds	S-L	TD	Lg	INT	Rt
Krieg	34	16	233	7-13	4	28	2		Humphries	23	14	199	5-49	0	44	0	

Receiving	No	Yds	Avg	Lg	TD	Receiving	No	Yds	Avg	Lg	TD
Birden	4	78	19.5	24	0	Harmon	4	21	5.3	9	0
McNair	4	35	8.8	13	0	Walker	3	60	20.0	33	0
Davis	3	30	10.0	13	0	Miller	2	58	29.0	44	0
Hargain	2	46	23.0	24	0	Butts	2	17	8.5	9	0
M. Smith	1	28	28.0	28	0	Lewis	1	39	39.0	39	0
Williams	1	11	11.0	11	0	Brennan	1	8	8.0	8	0
Cash	1	5	5.0	5	0	Bieniemy	1	-4	-4.0	-4	0

INT	No	Yds	Avg	Lg	TD	INT	No	Yds	Avg	Lg	TD
None						Carrington	1	40	40.0	40	0
						O'Neal	1	3	3.0	3	0

Punting	No	Yds	Avg	FC	TD	Lg	INT	No	Yds	Avg	FC	TD	Lg	TD
Barker	8	360	45.0	0	4	54								

Punt Ret	No	Yds	Avg	FC	Lg	TD	Punting	No	Yds	Avg	FC	Lg	TD
Carter	1	1	1.0	1	0	0	Kidd	6	265	44.2	0	5	53
Mincy	1	4	4.0	1	4	0							

KO Ret	No	Yds	Avg	Lg	TD	Punt Ret	No	Yds	Avg	FC	Lg	TD
Carter	1	5	5.0	5	0	Byrd	0	0	0.0	3	0	0

KO Ret	No	Yds	Avg	Lg	TD
None					

1992 AFC DIVISIONAL PLAYOFFS
MIAMI DOLPHINS 31, SAN DIEGO CHARGERS 0

SUNDAY, JAN. 10, 1993 - JOE ROBBIE STADIUM (MIAMI, FLA.)



The Chargers history-making season ended with 31-0 loss to Miami Dolphins in Joe Robbie Stadium. Intermittent downpours and soggy field slowed both teams early as each squad was forced to punt on their first four series. Second quarter proved disastrous for San Diego. Stan Humphries was intercepted three times with each leading to Dolphins touchdown and 21-0 halftime lead for Miami. San Diego also suffered fumble snap on punt attempt in period. Chargers could not get on track in second half either, as Miami charged up 10 more points and forced two more San Diego turnovers. Chargers' defense was on field most of game (37:08). Junior Seu recorded personal-best 19 tackles. Dolphins special teams put Chargers in poor field position on several occasions, including punts, which pinned San Diego's offense back on its own five, six, four and 15-yard lines.

Score by Quarters	Q1	Q2	Q3	Q4	Total
San Diego Chargers	0	0	0	0	0
Miami Dolphins	0	21	0	10	31

Tm	Qtr	Time	Play Description (PAT & Drive)	SD	MIA
MIA	2	6:30	Paige 1 yd pass from Marino (Stoyanovich kick) (9-48, 5:00)	0	7
MIA	2	1:46	Jackson 9 yd pass from Marino (Stoyanovich kick) (2-37, 0:13)	0	14
MIA	2	1:27	Jackson 30 yd pass from Marino (Stoyanovich kick) (4-42, 0:27)	0	21
MIA	4	14:03	Stoyanovich 22 yd field goal (12-60, 7:00)	0	24
MIA	4	8:19	Craver 25 yd run (Stoyanovich kick) (6-53, 4:12)	0	31

Attendance - 72,625

Team Statistics	SD	MIA	SD	MIA
TOTAL FIRST DOWNS	10	18	PUNTS No. and Avg.	7-46.3 8-41.0
Rushing	3	9	Blocked	0 0
Passing	7	9	TOTAL RETURN YARDS	143 93
Penalty	0	0	Punt Returns	1-7 5-45
3RD DOWN EFF	3-15-20%	7-17-41%	Kickoff Returns	6-136 1-18
TOTAL NET YARDS	202	324	Interception Returns	0-0 4-30
Total Plays	62	69	PENALTIES No. and Yds	4-39 0-0
Average / Play	3.3	4.7	FUMBLES No. and Lost	3-1 3-1
NET YARDS RUSHING	70	157	TOUCHDOWNS	0 4
Total Plays	16	40	Rushing	0 1
Average / Play	4.4	3.9	Passing	0 3
NET YARDS PASSING	132	167	Returns	0 0
Sacked - Yards Lost	1-8	0-0	EXTRA POINTS	0-0 4-4
Gross Yards	148	167	FIELD GOALS	0-0 1-1
ATT-COMP-INT	45-14-0	29-17-0	FINAL SCORE	0 31
Avg. / Play	2.9	5.8	TIME OF POSS	22:52 37:08

SAN DIEGO

Rushing	No	Yds	Avg	Lg	TD	Rushing	No	Yds	Avg	Lg	TD
Bieniemy	4	26	6.5	14	0	Craver	8	72	9.0	25	1
Butts	7	25	3.6	10	0	Humphrey	23	71	3.1	15	0
Humphries	1	10	10.0	10	0	Parmalee	5	18	3.6	6	0
Harmon	4	9	2.3	4	0	Clayton	1	0	0.0	0	0
						Mitchell	1	-1	-1.0	-1	0
						Saxon	2	-3	-1.5	0	0

Passing	A	C	Yds	S-L	TD	Lg	INT	Rt	Passing	A	C	Yds	S-L	TD	Lg	INT	Rt
Humphries	44	18	140	1-8	0	18	4	11.6	Marino	29	17	167	0-3	30	0	109.4	
Kidd	1	0	0	0-0	0	0	0	39.6									

Receiving	No	Yds	Avg	Lg	TD	Receiving	No	Yds	Avg	Lg	TD
Harmon	9	73	8.1	18	0	Paige	5	14	2.8	4	1
Walker	3	33	11.0	14	0	Jackson	4	53	13.3	30	2
Lewis	2	12	6.0	6	0	A. Miller	4	30	7.5	20	0
A. Miller	2	12	6.0	6	0	Humphrey	4	30	7.5	20	0
Jefferson	1	10	10.0	10	0	Duper	3	57	19.0	28	0
Butts	1	0	0.0	0	0	Craver	1	13	13.0	13	0

INT	No	Yds	Avg	Lg	TD	INT	No	Yds	Avg	Lg	TD
None						Vincent	2	2	1.0	2	0
						Oliver	1	21	21.0	21	0
						Cox	1	7	7.0	7	0

Punting	No	Yds	Avg	FC	TD	Lg	INT	No	Yds	Avg	FC	TD	Lg	TD
Kidd	7	324	46.3	2	0	55								

Punt Ret	No	Yds	Avg	FC	Lg	TD	Punting	No	Yds	Avg	FC	Lg	TD
Lewis	1	7	7.0	2	7	0	Roby	8	328	41.0	1	4	51

KO Ret	No	Yds	Avg	Lg	TD	Punt Ret	No	Yds	Avg	FC	Lg	TD
Lewis	4	11	27.8	38	0	Miller	5	45	9.0	0	12	0
Bieniemy	1	14	14.0	14	0	KO Ret	No <th>Yds</th> <th>Avg</th> <th>Lg</th> <th>TD</th>	Yds	Avg	Lg	TD	
Pupunu	1	11	11.0	11	0	Craver	1	18	18.0	18	0	

COMMUNITY

FRONT OFFICE

VETERANS

DRAFT PICKS & FREE AGENTS

2020 IN REVIEW

POSTSEASON HISTORY

GENERAL INFORMATION

1994 AFC DIVISIONAL PLAYOFFS
SAN DIEGO CHARGERS 22, MIAMI DOLPHINS 21
SUNDAY, JAN. 8, 1995 - JACK MURPHY STADIUM (SAN DIEGO, CALIF.)



The Chargers advanced to AFC Championship Game with 22-21 victory over Miami Dolphins in front of San Diego-record home crowd of 63,381 fans. Win moved Chargers to AFC title round for only third time in team history and first time since 1982. Dan Marino threw three first-half touchdowns and Dolphins led 21-6 at half. San Diego's offense came alive and dominated third quarter. Chargers took opening drive of second half and marched 15 plays to Dolphins' one-yard line before losing ball on downs. But on Miami's first play from scrimmage, Reuben Davis stopped Bernie Parmalee in end zone for safety to make score 21-8. San Diego took ensuing kick and Natrone Means finished 54-yard drive with 24-yard scoring run, breaking several tackles along way and Dolphin lead was trimmed to 21-5. Teams traded possessions through fourth quarter before Stan Humphries hit Mark Seay for what would prove to be game-winning touchdown. But before that could happen, Marino moved Dolphins to San Diego's 30-yard line with 35 seconds left and positioned Pete Stoyanovich for 48-yard field goal attempt, but kick sailed wide right. San Diego dominated game's time of possession, controlling ball 39:20 compared to Miami's 20:40. Another factor was San Diego's running game, which rolled up 202 of team's 466 total yards. Means rushed for personal best 139 yards and Humphries completed 20 of 26 attempts in second half.

Score by Quarters	Q1	Q2	Q3	Q4	Total
Miami Dolphins	7	14	0	0	21
San Diego Chargers	0	6	9	7	22

Tm	Qtr	Time	Play Description (PAT & Drive)	MIA	SD
MIA	1	2:24	Jackson 8 yd pass from Marino (Stoyanovich kick) (9-79, 3:55)	7	0
SD	2	10:36	Carney 20 yd field goal (15-77, 6:48)	7	3
MIA	2	7:21	Jackson 3 yd pass from Marino (Stoyanovich kick) (6-52, 3:15)	14	3
SD	2	2:47	Carney 21 yd field goal (9-70, 4:34)	14	6
MIA	2	:27	Williams 6 yd pass from Marino (Stoyanovich kick) (9-70, 2:20)	21	6
SD	3	6:54	Parmalee tackled by R. Davis for Safety	21	8
SD	3	2:42	Means 24 yd run (Carney kick) (8-54, 4:12)	21	15
SD	4	:35	Seay 8 yd pass from Humphries (Carney kick) (10-61, 2:41)	21	22

Team Statistics		MIA	SD	MIA		SD
TOTAL FIRST DOWNS	17	28	PUNTS No. and Avg.	5-45.2	2-43.5	
Rushing	2	12	Blocked	0	0	
Passing	12	15	TOTAL RETURN YARDS	140	102	
Penalty	3	1	Punt Returns	1-14	2-14	
3RD DOWN EFF	510-50%	917-53%	Kickoff Returns	5-12	5-88	
TOTAL NET YARDS	282	466	Interception Returns	2-14	0-0	
Total Plays	47	85	PENALTIES No. and Yds	7-47	5-67	
Average / Play	6.0	5.5	FUMBLES No. and Lost	1-0	2-1	
NET YARDS RUSHING	26	202	TOUCHDOWNS	3	2	
Total Plays	8	40	Rushing	0	1	
Average / Play	3.3	5.1	Passing	3	1	
NET YARDS PASSING	256	264	EXTRA POINTS	3-3	2-2	
Sacked - Yards Lost	1-6	2-12	FIELD GOALS	0-1	2-2	
Gross Yards	262	276	FINAL SCORE	21	22	
ATT-COMP-INT	38-24-0	43-28-2	TIME OF POSS	20:40	39:20	
Avg. / Play	6.6	5.9				

MIAMI							SAN DIEGO						
Rushing	No	Yds	Avg	Lg	TD		Rushing	No	Yds	Avg	Lg	TD	
Parmalee	7	16	2.3	13	0		Means	24	139	5.8	24t	1	
Craver	1	10	10.0	10	0		Bieniemy	4	33	8.3	17	0	
							Culver	6	14	2.3	6	0	
							Harmon	3	12	4.0	6	0	
							Jefferson	1	3	3.0	3	0	
							Humphries	2	1	0.5	2	0	

MIAMI							SAN DIEGO						
Receiving	No	Yds	Avg	Lg	TD		Receiving	No	Yds	Avg	Lg	TD	
Jackson	8	109	13.6	31	2		Harmon	7	57	8.1	15	0	
Fryar	5	70	14.0	24	0		Seay	6	61	10.2	15	1	
McDuffie	5	46	9.2	13	0		Martin	5	62	12.4	15	0	
Craver	2	8	4.0	5	0		Jefferson	3	44	14.7	16	0	
Parmalee	2	8	4.0	5	0		Means	3	16	5.3	6	0	
Williams	1	16	16.0	16t	1		Culver	2	23	11.5	6	0	
Saxon	1	5	5.0	5	0		Pupunu	2	13	6.5	13	0	

MIAMI							SAN DIEGO						
Punting	No	Yds	Avg	TB	I20	Lg	INT	No	Yds	Avg	Lg	TD	
Kidd	5	226	45.2	2	2	59	None	Wagner	2	87	43.5	0	1

MIAMI							SAN DIEGO						
Punt Ret	No	Yds	Avg	FC	Lg	TD	Punt Ret	No	Yds	Avg	TB	I20	Lg
McDuffie	1	14	14.0	1	14	0	Wagner	2	87	43.5	0	1	51

MIAMI							SAN DIEGO						
KO Ret	No	Yds	Avg	Lg	TD		KO Ret	No	Yds	Avg	Lg	TD	
McDuffie	3	87	29.0	42	0		Coleman	1	14	14.0	0	14	0
Spikes	1	18	18.0	18	0		Gordon	1	0	0.0	1	0	0
Williams	1	7	7.0	7	0								

1994 AFC CHAMPIONSHIP GAME
SAN DIEGO CHARGERS 17, PITTSBURGH STEELERS 13
SUNDAY, JAN. 15, 1995 - THREE RIVERS STADIUM (PITTSBURGH, PA.)



The Chargers advanced to Super Bowl for first time in franchise history with stunning 17-13 upset victory over heavily-favored Pittsburgh Steelers in Three Rivers Stadium. San Diego started game slowly and Pittsburgh led Dolphins 10-3 at end of first half, while outgaining San Diego in total yardage, 229 to 46. Steelers opened second half with field goal to extend lead to 13-3. Later in quarter, Stan Humphries connected with Al Pupunu on 43-yard touchdown strike to close gap to 13-10. Score remained as such until late in fourth quarter when Humphries threw another 43-yard touchdown pass, this one to Tony Martin, and Colts claimed their first lead of game at 17-13. Pittsburgh took ensuing kickoff and drove to Chargers' nine-yard line with two minutes left in game, but San Diego's defense stopped Steelers on downs, including dramatic pass defense on fourth down by linebacker Dennis Gibson that sealed victory and silenced Three Rivers crowd.

Score by Quarters	Q1	Q2	Q3	Q4	Total
San Diego Chargers	0	3	7	7	17
Pittsburgh Steelers	7	3	3	0	13

Tm	Qtr	Time	Play Description (PAT & Drive)	SD	PIT
PIT	1	7:28	Williams 16 yd pass from O'Donnell (Anderson kick) (13-67, 7:32)	0	7
SD	2	3:41	Carney 20 yd field goal (6-77, 3:11)	3	7
PIT	2	:09	Anderson 39 yd field goal (12-51, 3:32)	3	10
PIT	3	10:37	Anderson 23 yd field goal (9-50, 3:22)	3	13
SD	3	8:03	Pupunu 43 yd pass from Humphries (Carney kick) (5-64, 2:34)	3	10
SD	4	5:13	Martin 43 yd pass from Humphries (Carney kick) (8-80, 4:44)	17	13

Team Statistics		SD	PIT	SD		PIT
TOTAL FIRST DOWNS	13	22	PUNTS No. and Avg.	5-38.4	5-44.4	
Rushing	4	4	Blocked	0	0	
Passing	8	17	TOTAL RETURN YARDS	74	89	
Penalty	1	1	Punt Returns	2-2	2-10	
3RD DOWN EFF	3-11-27%	11-20-55%	Kickoff Returns	3-72	4-73	
TOTAL NET YARDS	226	415	Interception Returns	0-0	1-6	
Total Plays	47	80	PENALTIES No. and Yds	3-15	8-111	
Average / Play	4.8	5.2	FUMBLES No. and Lost	0-0	3-1	
NET YARDS RUSHING	66	66	TOUCHDOWNS	2	1	
Total Plays	24	26	Rushing	0	0	
Average / Play	2.8	2.5	Passing	2	1	
NET YARDS PASSING	160	349	Returns	0	0	
Sacked - Yards Lost	1-5	0-0	EXTRA POINTS	2-2	1-1	
Gross Yards	165	349	FIELD GOALS	1-1	2-2	
ATT-COMP-INT	22-11-1	54-32-0	FINAL SCORE	17	13	
Avg. / Play	7.0	6.5	TIME OF POSS	22:47	37:13	

SAN DIEGO							PITTSBURGH						
Rushing	No	Yds	Avg	Lg	TD		Rushing	No	Yds	Avg	Lg	TD	
Means	20	69	3.5	17	0		Foster	20	47	2.4	11	0	
Humphries	4	-3	-0.8	0	0		Williams	3	16	5.3	11	0	
							Morris	2	2	1.0	1	0	
							O'Donnell	1	1	1.0	1	0	

SAN DIEGO							PITTSBURGH								
Passing	A	C	Yds	S-L	TD	Lg	INT	Passing	A	C	Yds	S-L	TD	Lg	INT
Humphries	22	11	165	1-5	2	43t	1	O'Donnell	54	32	349	0-0	1	33	0

SAN DIEGO							PITTSBURGH						
Receiving	No	Yds	Avg	Lg	TD		Receiving	No	Yds	Avg	Lg	TD	
Pupunu	4	76	19.0	43t	1		Mills	8	106	13.3	19	0	
Means	2	19	9.5	15	0		Williams	7	45	6.4	16t	1	
Jefferson	2	16	8.0	11	0		Hastings	5	55	11.0	18	0	
Martin	1	43	43.0	43t	1		Green	4	80	20.0	33	0	
Mitchell	1	19	19.0	19	0		Thigpen	3	35	11.7	21	0	
Harmon	1	-8	-8.0	-8	0		Foster	3	12	4.0	6	0	

SAN DIEGO							PITTSBURGH						
INT	No	Yds	Avg	Lg	TD		INT	No	Yds	Avg	Lg	TD	
None							Hayes	1	16	16.0	16	0	
							Morris	1	0	0.0	0	0	

SAN DIEGO							PITTSBURGH						
Punting	No	Yds	Avg	TB	I20	Lg	Punting	No	Yds	Avg	TB	I20	Lg
Wagner	5	192	38.4	0	1	45	Woodson	1	6	6.0	6	0	

SAN DIEGO							PITTSBURGH						
Punt Ret	No	Yds	Avg	FC	Lg	TD	Punt Ret	No	Yds	Avg	FC	Lg	TD
Gordon	2	2	1.0	0	6	0	Royals	5	222	44.4	3	1	55

SAN DIEGO							PITTSBURGH						
KO Ret	No	Yds	Avg	Lg	TD		KO Ret	No	Yds	Avg	FC	Lg	TD
Coleman	2	49	24.5	32	0		Woodson	2	10	5.0	1	10	0
Harmon	1	23	23.0	23	0		Johnson	0	0.0	1	0	0	

SAN DIEGO							PITTSBURGH						
KO Ret	No	Yds	Avg	Lg	TD		KO Ret	No	Yds	Avg	Lg	TD	
Coleman	3	57	19.0	21	0								
Harmon	1	18	18.0	18	0								
Bieniemy	1	13	13.0	13	0								

2004 AFC WILD CARD PLAYOFFS

NEW YORK JETS 20, SAN DIEGO CHARGERS 17 (OT)

SATURDAY, JAN. 8, 2005 - QUALCOMM STADIUM (SAN DIEGO, CALIF.)



The Chargers' 2004 postseason came to early end as in 20-17 overtime loss to New York Jets in Wild Card Playoff Game at Qualcomm Stadium. Sellout crowd of 67,536 braved elements as Drew Brees led furious fourth quarter comeback during which Chargers outscored New York 10-0 to send game into overtime. Given new life by roughing-the-passer penalty on what appeared to be San Diego's last play of game, Brees found Antonio Gates in end zone for one-yard touchdown pass with 11 seconds left to send game to extra period. It was only second overtime playoff game in team history. Both teams traded possessions in extra period before Nate Kaeding's game-winning attempt from 40 yards sailed wide right, opening door for New York to drive down and kick game winner with five seconds left in overtime. Keenan McCardell scored game's first touchdown on 26-yard catch. He was initially ruled out of bounds, but San Diego challenged call and ruling was reversed. It was McCardell's sixth-career touchdown catch in postseason. Brees opened game by completing his first eight passes and on McCardell touchdown drive, he was 5 of 5 for 61 yards and touchdown. He finished night 31 of 42 (73%), setting team playoff record for completion percentage.

Score by Quarters	Q1	Q2	Q3	Q4	OT	Total
New York Jets	0	7	10	0	3	20
San Diego Chargers	0	7	0	10	0	17

Tm	Qtr	Time	Play Description (PAT & Drive)	NYJ	SD
SD	2	9:26	McCardell 26 yd pass from Brees (Kaeding kick) (13-88, 8:25)	0	7
NYJ	2	2:54	Becht 13 yd pass from Pennington (Brien kick) (5-37, 2:31)	7	7
NYJ	3	10:29	Moss 47 yd pass from Pennington (Brien kick) (5-75, 2:31)	14	7
NYJ	3	1:23	Brien 42 yd field goal (9-42, 5:31)	17	7
SD	4	10:43	Kaeding 35 yd field goal (12-54, 5:40)	17	10
SD	4	0:11	Gates 1 yd pass from Brees (Kaeding kick) (10-90, 4:35)	17	17
NYJ	5	0:05	Brien 28 yd field goal (8-60, 4:14)	20	17

Attendance — 67,536

Team Statistics	NYJ	SD	NYJ	SD	
TOTAL FIRST DOWNS	20	24	PUNTS - No.-Avg	5-39.8	5-36.4
Rushing	3	11	Blocked	0	0
Passing	14	11	Net Punting Avg.	33.6	36.4
Penalty	3	2	TOTAL RETURN YARDS	88	96
3RD DOWN EFF	5-13-38%	6-15-40%	Punt Returns	0-0	2-11
4TH DOWN EFF	0-0-0%	0-0-0%	Kickoff Returns	3-66	5-85
TOTAL NET YARDS	396	408	Interception Returns	1-22	0-0
Total Plays	63	77	PENALTIES No. and Yds	8-49	9-75
Average / Play	6.3	5.3	FUMBLES No. and Lost	0-0	1-0
NET YARDS RUSHING	126	100	TOUCHDOWNS	2	2
Attempts	28	33	Rushing	0	0
Average / Play	4.5	3.0	Passing	2	2
TFLs - Yards Lost	0-0	3-5	EXTRA POINTS	2-2	2-2
NET YARDS PASSING	270	308	FIELD GOALS	2-3	1-2
Sacked - Yards Lost	2-9	2-11	RED ZONE EFF	1-3-33%	1-2-50%
Gross Yards	279	319	GOAL TO GO EFF	0-0-0%	1-1-100%
ATT-COMP-INT	33-23-0	42-31-0	SAFETIES	20	17
Avg. / Play	8.5	7.0	FINAL SCORE	20	17
KICKOFFS-IN-EZ-TB	5-0-0	4-1-1	TIME OF POSS	35:39	39:16

NEW YORK JETS						SAN DIEGO					
Rushing	No	Yds	Avg	Lg	TD	Rushing	No	Yds	Avg	Lg	TD
Martin	18	66	3.7	12	0	Tomlinson	26	80	3.1	12	0
Jordan	7	50	7.1	19	0	Brees	5	17	3.4	7	0
Pennington	3	10	3.3	6	0	Neal	1	3	3.0	3	0
						Parker	1	0	0.0	0	0

Passing	A	C	Yds	S-L	TD	Lg	Int	Rt	Passing	A	C	Yds	S-L	TD	Lg	Int	Rt
Pennington	33	23	279	2-9	2	47	0	115.6	Brees	42	31	319	2-11	2	44	1	101.2

Receiving	No	Yds	Avg	Lg	TD	Receiving	No	Yds	Avg	Lg	TD
McCairens	8	87	10.9	21	0	Parker	9	93	10.3	16	0
Moss	4	100	25.0	47	1	Gates	5	59	11.8	12	0
Martin	4	47	11.8	23	0	Gates	6	89	14.8	44	1
Jordan	3	18	6.0	13	0	McCairens	4	50	12.5	26	1
Baker	2	7	3.5	4	0	Peelle	3	34	11.3	20	0
Becht	1	13	13.0	13	1						
Carter	1	7	7.0	7	0						

INT	No	Yds	Avg	Lg	TD	INT	No	Yds	Avg	Lg	TD
Tongue	1	22	22.0	22	0	None					

Punting	No	Yds	Avg	Net	TB	I20	Lg	Punting	No	Yds	Avg	Net	TB	I20	Lg
Gowin	5	199	39.8	33.6	1	2	47	Scifres	5	182	36.4	36.4	0	1	42

Punt Ret	No	Yds	Avg	FC	Lg	TD	Punt Ret	No	Yds	Avg	FC	Lg	TD
Moss	0	0	0.0	3	0	0	Parker	2	11	5.5	2	14	0

KO Ret	No	Yds	Avg	Lg	TD	KO Ret	No	Yds	Avg	Lg	TD
Cotchery	3	66	22.0	25	0	Dwight	5	85	17.0	25	0

2006 AFC DIVISIONAL PLAYOFFS

NEW ENGLAND PATRIOTS 24, SAN DIEGO CHARGERS 21

SUNDAY, JAN. 14, 2007 - QUALCOMM STADIUM (SAN DIEGO, CALIF.)



The Chargers' record-breaking season came to end in heart-breaking fashion when New England Patriots overcame eight point deficit in fourth quarter to defeat Chargers, 24-21, in AFC Divisional Playoff game before record crowd of 68,810 in San Diego. After sluggish start by both teams, San Diego took 14-3 lead in second quarter on touchdown runs by LaDainian Tomlinson and Michael Turner, but Bolts defense gave up late score and Patriots trailed only 14-10 at half. New England added field goal in third quarter to climb within point, but Chargers drove 83 yards in nine plays early in fourth and took 21-21 lead when Tomlinson scored from three yards out. Game appeared to be all but over when Marlon McCree intercepted Tom Brady on following drive, but Patriots' Troy Brown stripped McCree during runback and Patriots recovered. Five plays later, Reche Caldwell caught four-yard touchdown pass and Patriots tied it up on successful two-point conversion. Chargers got ball back with chance to reclaim lead but instead went three-and-out and New England took 24-21 lead on 31-yard field goal with 1:10 left in quarter. Chargers rallied one last time, but Nate Kaeding's 54-yard field goal attempt with just few seconds left came up short and Patriots escaped with win.

Score by Quarters	Q1	Q2	Q3	Q4	Total
New England Patriots	3	7	3	11	24
San Diego Chargers	0	14	0	7	21

Tm	Qtr	Time	Play Description (PAT & Drive)	NE	SD
NE	1	0:40	Gostkowski 50 yd Field Goal (9-33, 4:35)	3	0
SD	2	1:19	Tomlinson 2 yd run (Kaeding kick) (9-48, 4:31)	3	7
SD	2	2:04	Turner 6 yd run (Kaeding kick) (4-77, 2:23)	3	14
NE	2	0:08	Gaffney 6 yd pass from Brady (Gostkowski kick) (1-72, 1:56)	10	14
SD	3	2:11	Gostkowski 34 yd Field Goal (7-15, 3:09)	13	14
NE	3	8:35	Tomlinson 3 yd run (Kaeding kick) (9-83, 4:44)	13	21
NE	4	1:36	Caldwell 4 yd pass from Brady (Faulk run) (5-32, 1:40)	21	21
NE	4	4:10	Gostkowski 31 yd Field Goal (8-72, 2:20)	24	21

Attendance — 68,810

Team Statistics	NE	SD	NE	SD	
TOTAL FIRST DOWNS	18	21	FGs - PATs Blocked	0-0	0-0
Rushing	3	12	Net Punting Avg.	39.3	36.6
Passing	12	9	TOTAL RETURN YARDS	70	152
Penalty	3	0	Punt Returns	1-0	5-34
3RD DOWN EFF	4-17-24%	5-14-36%	Kickoff Returns	4-70	5-91
4TH DOWN EFF	0-0-0%	1-2-50%	Interception Returns	1-0	3-27
TOTAL NET YARDS	327	352	PENALTIES No. and Yds	4-45	6-64
Total Plays	74	68	FUMBLES No. and Lost	2-0	3-3
Average / Play	4.4	5.2	TOUCHDOWNS	2	3
NET YARDS RUSHING	51	148	Rushing	0	3
Total Plays	21	33	Passing	2	0
Average / Play	2.4	4.5	EXTRA POINTS	2-2	3-3
TFLs - Yards Lost	3-7	1-7	Kicking	1-1	3-3
NET YARDS PASSING	276	204	PENALTIES	1-1	0-0
Sacked - Yards Lost	2-4	3-26	FIELD GOALS	3-3	0-1
Gross Yards	280	230	RED ZONE EFF	2-4-50%	3-3-100%
ATT-COMP-INT	51-27-3	32-14-1	GOAL TO GO EFF	1-1-100%	2-2-100%
Avg. / Play	5.2	5.8	SAFETIES	24	21
KICKOFFS-IN-EZ-TB	6-0-0	4-0-0	FINAL SCORE	24	21
PUNTS No. and Avg	7-44.1	7-36.6	TIME OF POSS	29:06	30:54
Blocked	0	0			

NEW ENGLAND						SAN DIEGO					
Rushing	No	Yds	Avg	Lg	TD	Rushing	No	Yds	Avg	Lg	TD

Faulk	6	25	4.2	7	0	Tomlinson	23	123	5.3	15	2
Dillon	8	18	2.3	5	0	Turner	3	24	8.0	17	1
Maroney	5	5	1.0	5	0	Neal	3	5	1.7	3	0
Brady	2	3	1.5	4	0	Rivers	3	3	1.0	2	0
						Parker	1	-7	-7.0	-7	0

Passing	A	C	Yds	S-L	TD	Lg	Int	Rt	Passing	A	C	Yds	S-L	TD	Lg	Int	Rt
Brady	51	27	280	2-4	2	49	3	376.7	Rivers	32	14	230	3-26	0	58	1	55.5

Receiving	No	Yds	Avg	Lg	TD	Receiving	No	Yds	Avg	Lg	TD
Gaffney	10	103	10.3	17	1	Gaffney	6	61	10.2	19	0
Caldwell	7	80	11.4	49	1	Caldwell	2	64	32.0	58	0
Brown	5	39	7.8	12	0	Tomlinson	2	64	32.0	58	0
Graham	2	38	19.0	19	0	Jackson	2	43	21.5	31	0
Faulk	2	11	5.5	6	0	Parker	2	42	21.0	21	0
Watson	1	9	9.0	9	0	Neal	2	20	10.0	11	0

INT	No	Yds	Avg	Lg	TD	INT	No	Yds	Avg	Lg	TD
Colvin	1	0	0.0	0	0	Florence	1	17	17.0	17	0
						Edwards	1	9	9.0	9	0
						McCree	1	1	1.0	1	0

Punting	No	Yds	Avg	Net	TB	I20	Lg	Punting	No	Yds	Avg	Net	TB	I20	Lg
Sauerbrun	7	309	44.1	39.3	0	1	56	Scifres	7	256	36.6	36.6	0	5	51

Punt Ret	No	Yds	Avg	FC	Lg	TD	Punt Ret	No	Yds	Avg	FC	Lg	TD
Faulk	1	0	0.0	1	0	0	Parker	5	34	6.8	2	13	0
Brown	0	0	0.0	2	0	0							

KO Ret	No	Yds	Avg	Lg	TD	KO Ret	No	Yds	Avg	Lg	TD
Maroney	2	37	18.5	25	0	Turner	3	75	25.0	32	0
Hobbs	2	33	16.5	18	0	Cromartie	1	15	15.0	15	0
						McKinney	1	1	1.0	1	0

2007 AFC WILD CARD PLAYOFFS
SAN DIEGO CHARGERS 17, TENNESSEE TITANS 6
SUNDAY, JAN. 6, 2008 - QUALCOMM STADIUM (SAN DIEGO, CALIF.)



The Chargers won their first playoff game since 1995 on cool day with intermittent rain showers before capacity crowd at Qualcomm Stadium. Bolts overcame slow start and 6-0 deficit at half to rally and outscore Titans 17-0 in third and fourth quarters to win game. 17-6. Chris Chambers and Vincent Jackson became first pair of Chargers to each record more than 100 yards receiving in playoff game since 1983 as Chambers went for 121, while Jackson tallied career-high 114, including touchdown catch that proved to be eventual game winner. Nate Kaeding field goal to open third quarter made score 6-3 and after defensive stop, Philip Rivers tossed 25-yard TD pass to Jackson for 10-6 lead. Tennessee drove deep into San Diego territory on their next drive, but Rob Bironas pushed 38-yard field goal wide to left and Chargers made them pay. Rivers engineered 12-play, 72-yard drive and LaDainian Tomlinson scored from one yard out on fourth-and-one play to put game away. Chambers 39-yard catch on 3rd-and-10 play set up score. Late in game Tennessee was stymied in its comeback effort by three-and-out and Drayton Florence interception. Titans finished their year 10-7, while Chargers advanced to face Indianapolis in AFC Divisional Playoff round.

Score by Quarters	Q1	Q2	Q3	Q4	Total
Tennessee Titans	3	3	0	0	6
San Diego Chargers	0	0	10	7	17

TM	Qtr	Time	Play Description (PAT & Drive)	TEN	SD
TEN	1	9:37	Bironas 30 yd Field Goal (13-61, 5:23)	3	0
TEN	2	0:00	Bironas 44 yd Field Goal (11-39, 3:06)	6	0
SD	3	9:41	Kaeding 20 yd Field Goal (12-96, 5:19)	6	3
SD	3	2:35	Jackson 25 yd pass from Rivers (Kaeding kick) (7-78, 3:54)	6	10
SD	4	8:45	Tomlinson 1 yd run (Kaeding kick) (12-72, 5:18)	6	17

Attendance - 65,640

Team Statistics	TEN	SD	TEN	SD
TOTAL FIRST DOWNS	15	17	Blocked	0
Rushing	6	5	FGs - PATs Blocked	0-0
Passing	9	11	Net Punting Avg.	37.2
Penalty	0	1	TOTAL RETURN YARDAGE	86
3RD DOWN EFF	9-16-56%	8-15-53%	Punt Returns	2-15
4TH DOWN EFF	0-0-0%	1-1-100%	Kickoff Returns	4-71
TOTAL NET YARDS	248	350	Interception Returns	1-0
Total Plays	62	63	PENALTIES No. and Yds	6-38
Average / Play	4.0	5.6	FUMBLES No. and Lost	1-1
NET YARDS RUSHING	119	68	TOUCHDOWNS	0
Total Plays	30	32	Rushing	0
Average / Play	4.0	2.1	Passing	0
TFLS - Yards Lost	1-3	5-9	EXTRA POINTS	0-0
NET YARDS PASSING	129	282	Kicking	0-0
Sacked - Yards Lost	3-9	1-10	FIELD GOALS	2-3
Gross Yards	138	292	RED ZONE EFF	0-3-0%
ATT-COMP-INT	29-16-1	30-19-1	GOAL TO GO EFF	0-0-0%
Avg. / Play	4.0	9.1	SAFETIES	0-0
KICKOFFS-IN EZ-TVB	2-0-0	4-0-0	FINAL SCORE	6
PUNTS No. and Avg	5-39.6	4-40.8	TIME OF POSS	27:41

TENNESSEE					SAN DIEGO						
Rushing	No	Yds	Avg	Lg	Rushing	No	Yds	Avg	Lg		
White	19	69	3.6	13	Tomlinson	21	42	2.0	12		
Hall	3	14	4.7	11	Turner	9	28	3.1	11		
Brown	4	13	3.3	5	Rivers	2	-2	-1.0	-1		
Young	2	12	6.0	9							
Davis	1	11	11.0	11	Passing	A	C	Yds	S-L	Lg	Int
Henry	1	0	0.0	0	Rivers	30	19	292	1-10	1	39

TENNESSEE													SAN DIEGO													INDIANAPOLIS												
Passing	A	C	Yds	S-L	Lg	Int	Receiving	No	Yds	Avg	Lg	TD	Chambers	No	Yds	Avg	Lg	TD	Jackson	No	Yds	Avg	Lg	TD														
Young	29	16	138	3-9	0	26	1	53.5	3	6	121	20.2	39	0	5	114	22.8	34	1	0	0	0	0	0														
Receiving	No	Yds	Avg	Lg	TD	Manumaleuna	2	18	9.0	9	0	Gates	2	15	7.5	16	2	0	Davis	1	5	5.0	5	0														
Troupe	3	44	14.7	26	0	INT	No	Yds	Avg	Lg	TD	INT	No	Yds	Avg	Lg	TD	INT	No	Yds	Avg	Lg	TD															
Moulds	3	18	6.0	10	0	Florence	1	10	10.0	10	0	Punting	No	Yds	Avg	FC	Lg	TD	INT	No	Yds	Avg	Lg	TD														
Hartsock	3	16	5.3	6	0	Punting	No	Yds	Avg	FC	Lg	TD	Scifres	4	163	40.8	37.0	0	2	54																		
Ealy	2	17	8.5	9	0	Sproles	2	12	6.0	2	10	Sproles	2	40	20.0	22	0																					
Davis	2	17	8.5	9	0	INT	No	Yds	Avg	Lg	TD	INT	No	Yds	Avg	Lg	TD	INT	No	Yds	Avg	Lg	TD															
Gage	1	19	19.0	19	0	INT	No	Yds	Avg	Lg	TD	INT	No	Yds	Avg	Lg	TD	INT	No	Yds	Avg	Lg	TD															
Hall	1	16	16.0	16	0	INT	No	Yds	Avg	Lg	TD	INT	No	Yds	Avg	Lg	TD	INT	No	Yds	Avg	Lg	TD															
White	1	-3	-3.0	-3	0	INT	No	Yds	Avg	Lg	TD	INT	No	Yds	Avg	Lg	TD	INT	No	Yds	Avg	Lg	TD															

SAN DIEGO													INDIANAPOLIS												
Rushing	No	Yds	Avg	Lg	TD	Rushing	No	Yds	Avg	Lg	TD	Rushing	No	Yds	Avg	Lg	TD								
Turner	17	71	4.2	19	0	Addai	13	43	3.3	10	0	Keith	4	7	1.8	5	0								
Tomlinson	7	28	4.0	8	0	Keith	4	7	1.8	5	0	Manning	1	-6	-6.0	-6	0								
Sproles	1	1	1.0	1	0	Manning	1	-6	-6.0	-6	0	Rivers	2	0	0.0	1	0								
Rivers	2	0	0.0	1	0	Volek	3	-1	-0.3	1	0	Passing	A	C	Yds	S-L	Lg	Int							
Volek	3	-1	-0.3	1	0	Passing	A	C	Yds	S-L	Lg	Int	Manning	48	33	402	0-0	3							

SAN DIEGO													INDIANAPOLIS												
Passing	A	C	Yds	S-L	Lg	Int	Receiving	No	Yds	Avg	Lg	TD	Chambers	No	Yds	Avg	Lg	TD	Jackson	No	Yds	Avg	Lg	TD	
Rivers	19	14	264	0-0	3	56t	1	113.2	4	3	48	15.3	4	97	7.4	22	0	0	0	0	0	0	0		
Volek	4	3	48	0-0	0	0	0	66	16.5	15	21	1	Wayne	7	96	10.9	21	1	0	0	0	0	0		
Receiving	No	Yds	Avg	Lg	TD	Chambers	7	93	13.3	21	1	Gates	2	14	7.0	18	0	Naane	1	27	27.0	27	0		
Jackson	7	93	13.3	21	1	Chambers	3	67	22.3	30t	1	Harrison	2	27	13.5	17	0	Gates	2	14	7.0	18	0		
Harrison	2	27	13.5	17	0	Gates	2	14	7.0	18	0	Keith	2	25	11.5	18	0	Sproles	1	56	56.0	56t	1		
Gates	2	14	7.0	18	0	Sproles	1	56	56.0	56t	1	Utch	1	20	20.0	20	0	Naane	1	27	27.0	27	0		
Sproles	1	56	56.0	56t	1	Naane	1	27	27.0	27	0	Aromashodu	1	15	15.0	15	0	Tomlinson	10	20.0	20.0	20	0		
Naane	1	27	27.0	27	0	Tomlinson	10	20.0	20.0	20	0	Fletcher	1	2	2.0	2	0	Davis	1	18	18.0	18	0		
Tomlinson	10	20.0	20.0	20	0	Davis	1	18	18.0	18	0	INT	No	Yds	Avg	Lg	TD	INT	No	Yds	Avg	Lg	TD		
Davis	1	18	18.0	18	0	INT	No	Yds	Avg	Lg	TD	INT	No	Yds	Avg	Lg	TD	INT	No	Yds	Avg	Lg	TD		
Manumaleuna	1	3	3.0	3	0	INT	No	Yds	Avg	Lg	TD	INT	No	Yds	Avg	Lg	TD	INT	No	Yds	Avg	Lg	TD		

SAN DIEGO													INDIANAPOLIS												
Punting	No	Yds	Avg	FC	Lg	Punting	No	Yds	Avg	FC	Lg	Punting	No	Yds	Avg	FC	Lg	Punting	No	Yds	Avg	FC	Lg		
Henrich	5	198	39.6	37.2	0	0	43	6	75	12.5	21	1	Smith	1	49	49.0	29.0	1	0	49					
Punt Ret	No	Yds	Avg	FC	Lg	Punt Ret	No	Yds	Avg	FC	Lg	Punt Ret	No	Yds	Avg	FC	Lg	Punt Ret	No	Yds	Avg	FC	Lg		
Davis	2	15	7.5	1	8	0	0	0	0	0	0	Scifres	3	177	59.0	43.7	0	0	66	Rushing	3	46	15.3	0	22
KO Ret	No	Yds	Avg	Lg	TD	KO Ret	No	Yds	Avg	Lg	TD	KO Ret	No	Yds	Avg	Lg	TD	KO Ret	No	Yds	Avg	Lg	TD		
Henry	4	71	17.8	21	0	0	0	0	0	0	0	Sproles	99	24.8	30	0	0	Rushing	5	129	25.8	37	0		
KO Ret	No	Yds	Avg	Lg	TD	KO Ret	No	Yds	Avg	Lg	TD	KO Ret	No	Yds	Avg	Lg	TD	KO Ret	No	Yds	Avg	Lg	TD		
Henry	4	71	17.8	21	0	0	0	0	0	0	0	Cromartie	0	4	0.0	4	0	Cromartie	0	4	0.0	4	0		

2007 AFC WILD CARD PLAYOFFS
SAN DIEGO CHARGERS 28, INDIANAPOLIS COLTS 24
SUNDAY, JAN. 13, 2008 - RCA DOME (INDIANAPOLIS, IND.)



The Chargers advanced to AFC Championship game in New England with 28-24 win in final-ever game at RCA Dome. Contest included multiple lead changes that were sparked by handful of reserves who were forced into action after key starters were sidelined with injuries. Down 7-0, Philip Rivers threw interception and Colts drove to Chargers' 17-yard line, but Antonio Cromartie forced fumble by Marvin Harrison to end threat. Chargers capitalized, tying game on touchdown pass from Rivers to Vincent Jackson. Late in second quarter, Cromartie snagged his second takeaway when slightly overthrown Peyton Manning pass went off Reggie Wayne's fingertips. Cromartie returned interception 89 yards for what appeared to be go-ahead score, but holding call during return brought play back to midfield and teams went to locker room with Indy up 10-7. Chargers scored on their opening possession of second half and took their first lead at 14-10, Indianapolis then drove to Chargers' four, but rookie safety Eric Weddle intercepted pass intended for Kenton Keith. On last play of third quarter, Rivers tossed his third touchdown pass of day, short screen that Darren Sproles took 56 yards to house, but euphoria of 21-17 lead was temporarily dampened as Rivers left game with strained right knee suffered on play. With Rivers out, LaDainian Tomlinson also battling sore knee and Colts retaking lead 24-21, backups Billy Volek and Michael Turner were called on to carry load. And they delivered with Volek giving Chargers lead one final time on one-yard quarterback sneak with 4:54 remaining. Colts had two late tries to reclaim lead, but Bolts defense buckled down with two stops on downs, including one at Chargers' seven yard line and another that started far down field thanks to 66-yard punt by Mike Scifres as Chargers held on for victory.

Score by Quarters	Q1	Q2	Q3	Q4	Total
San Diego Chargers	0	7	14	7	28
Indianapolis Colts	7	3	7	7	24

TM	Qtr	Time	Play Description (PAT & Drive)	SD	IND
IND	1	9:13	Clark 25 yd pass from Manning (Vinatieri kick) (9-76, 5:47)	0	7
SD	2	8:38	Jackson 14 yd pass from Rivers (Kaeding kick) (10-78, 7:16)	7	7
IND	2	5:10	Vinatieri 46 yd Field Goal (8-44, 3:28)	7	10
SD	3	11:33	Chambers 30 yd pass from Rivers (Kaeding kick) (6-83, 3:27)	14	10
IND	3	2:53	Wayne 9 yd pass from Manning (Vinatieri kick) (5-50, 3:02)	14	17
SD	3	0:50	Sproles 56 yd pass from Rivers (Kaeding kick) (5-74, 2:53)	21	17
IND	4	10:07	Gonzalez 55 yd pass from Manning (Vinatieri kick) (3-56, 0:43)	21	24
SD	4	4:50	Volek 1 yd pass from Kaeding kick) (8-78, 5:17)	28	24

Attendance - 56,950

Team Statistics	SD	IND	SD	IND
-----------------	----	-----	----	-----

2007 AFC CHAMPIONSHIP GAME

NEW ENGLAND PATRIOTS 21, SAN DIEGO CHARGERS 12

SUNDAY, JAN. 20, 2008 - GILLETTE STADIUM (FOXBOROUGH, MASS.)



Despite playing with torn ACL in his right knee, Philip Rivers started and played entire game. Contest was played in subfreezing weather with kickoff temperature of 23 degrees and wind-chill factor of nine degrees. Chargers were doomed by their inability to score touchdowns inside red zone, instead settling for four Nate Kaeding field goals. NFL rushing champion LaDainian Tomlinson, who was suffering from strained MCL in his left knee, tried to go, but was unable to complete game. Chargers struck first following Tom Brady interception. Chargers were also hurt by turnovers as second-quarter interception thrown by Rivers resulted in TD and 14-6 lead for Pats. Chargers made another run at Patriots in third quarter, intercepting Brady on opening drive. It would lead to one of game's most critical plays. After turnover, Chargers drove to New England's four, but on 3rd-and-1, Michael Turner was tackled for two-yard loss by former Bolt Junior Seau and Chargers had to settle for another field goal. New England made Chargers pay three series later as Wes Welker caught six-yard pass from Brady and Patriots extended their lead to 21-12. After San Diego punt, New England took ball with 9:13 to play in fourth quarter and killed entire clock, overcoming 2nd-and-18 early in drive. With win, Patriots advanced to Super Bowl XLII to face New York Giants.

Score by Quarters	Q1	Q2	Q3	Q4	Total
San Diego Chargers	3	6	3	0	12
New England Patriots	0	14	0	7	21

Tm	Qtr	Time	Play Description (PAT & Drive)	SAN	NE
SD	1	2:55	Kaeding 26 yd Field Goal (7-32, 2:12)	3	0
NE	2	13:48	Maroney 1 yd run (Gostkowski kick) (10-65, 4:07)	3	7
SD	2	9:14	Kaeding 23 yd Field Goal (9-65, 4:34)	6	7
NE	2	3:51	Gaffney 12 yd pass from Brady (Gostkowski kick) (2-24, 0:45)	6	14
SD	2	0:08	Kaeding 40 yd Field Goal (6-43, 1:38)	9	14
SD	3	8:36	Kaeding 24 yd Field Goal (8-43, 3:56)	12	14
NE	4	12:15	Welker 6 yd pass from Brady (Gostkowski kick) [8-67, 4:17]	12	21

Team Statistics	SD	NE	SD	NE
TOTAL FIRST DOWNS	17	25	Blocked	0
Rushing	4	13	Fgs - PATs Blocked	0-0
Passing	12	11	Net Punting Avg.	34.0
Penalty	1	1	TOTAL RETURN YARDS	114
3RD DOWN EFF	3-12-25%	7-13-54%	Punt Returns	3-16
4TH DOWN EFF	0-0-0%	0-0-0%	Kickoff Returns	4-84
TOTAL NET YARDS	311	347	Interception Returns	3-14
Total Plays	60	66	PENALTIES No. and Yds	1-5
Average / Play	5.2	5.3	FUMBLES No. and Lost	1-0
NET YARDS RUSHING	104	149	TOUCHDOWNS	0
Total Plays	22	31	Rushing	0
Average / Play	4.7	4.8	Passing	0
TFLS - Yards Lost	1-2	1-1	EXTRA POINTS	0-0
NET YARDS PASSING	207	198	Kicking	0-0
Sacked-Yards Lost	1-4	2-11	FIELD GOALS	4-4
Gross Yards	211	209	RED ZONE EFF	3-0-3%
ATT-COMP-INT	37-19-2	33-22-3	GOAL TO GO EFF	0-2-0%
Avg / Play	5.4	5.7	SAFETIES	0
KICKOFFS-IN EZ-TB	5-0-0	4-1-0	FINAL SCORE	12
PUNTS No. and Avg	5-38.0	4-40.0	TIME OF POSSE	26:40

SAN DIEGO					NEW ENGLAND						
Rushing	No	Yds	Avg	Lg	TD	Rushing	No	Yds	Avg	Lg	TD
Turner	17	65	3.8	12	0	Maroney	25	122	4.9	20	1
Sproles	3	34	11.3	26	0	Moss	1	14	14.0	14	0
Tomlinson	2	5	2.5	3	0	Faulk	1	8	8.0	8	0
						Evans	2	7	3.5	4	0
Passing	A	C	Yds	S-L	TD	Lg	INT	Rt			
Rivers	37	19	211	1-4	0	21	2	46.1			

SAN DIEGO					NEW ENGLAND						
Receiving	No	Yds	Avg	Lg	TD	Receiving	No	Yds	Avg	Lg	TD
Chambers	7	90	12.9	20	0	Brady	33	222	6.7	18	3
Jackson	6	93	15.5	21	0	Receiving	No	Yds	Avg	Lg	TD
Gates	2	17	8.5	9	0	Faulk	8	82	10.3	14	0
Sproles	2	5	2.5	4	0	Welker	7	56	8.0	12	1
Turner	1	5	5.0	5	0	Stallworth	2	11	5.5	6	0
Tomlinson	1	1	1.0	1	0	Moss	1	18	18.0	18	0
						Evans	1	13	13.0	13	0
INT	No	Yds	Avg	Lg	TD	Gaffney	1	12	12.0	12	1
Cromartie	1	7	7.0	7	0	Maroney	1	9	9.0	9	0
Flower	1	7	7.0	7	0	Watson	1	8	8.0	8	0
Jammer	1	0	0.0	0	0						

SAN DIEGO					NEW ENGLAND							
Punting	No	Yds	Avg	Net	TB	Lg	INT	No	Yds	Avg	Lg	TD
Scifres	5	190	38.0	34.0	1	2	49	1	10	10.0	10	0
								1	-3	-3.0	-3	0

SAN DIEGO					NEW ENGLAND								
Punt Ret	No	Yds	Avg	FC	Lg	TD	Punt Ret	No	Yds	Avg	FC	Lg	TD
Sproles	3	16	5.3	0	13	0	Hanson	4	160	40.0	36.0	0	1

SAN DIEGO					NEW ENGLAND						
KO Ret	No	Yds	Avg	Lg	TD	KO Ret	No	Yds	Avg	Lg	TD
Sproles	4	84	21.0	23	0	Welker	0	0	0.0	1	0
						Faulk	0	0	0.0	2	0

SAN DIEGO					NEW ENGLAND						
KO Ret	No	Yds	Avg	Lg	TD	KO Ret	No	Yds	Avg	Lg	TD
Maroney	2	43	21.5	22	0	Maroney	2	39	19.5	24	0

2008 AFC WILD CARD PLAYOFFS

SAN DIEGO CHARGERS 23, INDIANAPOLIS COLTS 17 (OT)

SATURDAY, JAN. 3, 2009 - QUALCOMM STADIUM (SAN DIEGO, CALIF.)



The San Diego Chargers' miracle season of 2008 stayed alive as Bolts rallied from 17-14 fourth quarter deficit behind outstanding defensive effort and legs of Darren Sproles to defeat Indianapolis Colts, 23-17, in overtime in Saturday night home playoff game at Qualcomm Stadium. After trailing 7-0 and 10-7, Chargers rallied and led 14-10 at half. In third quarter, Colts caught Chargers off-guard while substituting defenders and made them pay with 72-yard TD pass from Peyton Manning to Reggie Wayne. San Diego's defense settled down though and did not allow Colts any more points. Key defensive stand late in fourth quarter, fueled by Tom Dobbins' sack of Manning at Colts' one-yard line, allowed offense time for one final drive in regulation. Philip Rivers drove Bolts to Colts' eight-yard line and Nate Kaeding's field goal from 26 yards out tied game with 31 seconds left. San Diego won coin toss in overtime and Rivers led offense on 11-play, 75-yard march that ended with 22-yard touchdown run by Sproles to win game in overtime. Sproles finished night with 328 all-purpose yards, third-most ever by player in NFL playoff game. Dobbins' sack that enabled Bolts to begin comeback was first of his career.

Score by Quarters	Q1	Q2	Q3	Q4	OT	Total
Indianapolis Colts	7	3	7	0	0	17
San Diego Chargers	0	14	0	3	6	23

Tm	Qtr	Time	Play Description (PAT & Drive)	IND	SD
IND	1	2:59	Addai 1 yd run (Vinatieri kick) (9-81, 5:02)	7	0
SD	2	10:15	Tomlinson 3 yd run (Kaeding kick) (4-44, 2:18)	7	7
IND	2	6:46	Vinatieri 43 yd Field Goal (8-42, 3:29)	10	7
SD	2	0:42	Sproles 9 yd run (Kaeding Kick) (6-45, 2:19)	10	14
IND	3	8:10	Wayne 72 yd pass from Manning (Vinatieri kick) (5-91, 1:32)	17	14
SD	4	0:31	Kaeding 26 yd Field Goal (7-30, 1:17)	17	17
SD	5	8:40	Sproles 22 yd run (10-75, 6:20) (10-75, 6:20)	17	23

Team Statistics	IND	SD	IND	SD
TOTAL FIRST DOWNS	17	26	Blocked	0
Rushing	5	11	Fgs - PATs Blocked	0-0
Passing	11	12	Net Punting Avg.	31.5
Penalty	1	3	TOTAL RETURN YARDS	105
3RD DOWN EFF	6-15-40%	6-14-43%	Punt Returns	2-6
4TH DOWN EFF	0-1-0%	1-1-100%	Kickoff Returns	4-63
TOTAL NET YARDS	366	357	Interception Returns	1-36
Total Plays	65	73	PENALTIES No. and Yds	9-74
Average / Play	5.6	4.9	FUMBLES No. and Lost	0-0
NET YARDS RUSHING	64	167	TOUCHDOWNS	2
Total Plays	22	33	Rushing	1
Average / Play	2.9	5.1	Passing	1
TFLS - Yards Lost	1-1	3-5	EXTRA POINTS	2-2
NET YARDS PASSING	302	190	Kicking	2-2
Sacked - Yards Lost	1-8	4-27	FIELD GOALS	1-1
Gross Yards	423	217	RED ZONE EFF	1-100%
ATT-COMP-INT	42-25-0	36-20-0	GOAL TO GO EFF	1-100%
Avg / Play	7.0	4.8	SAFETIES	0
KICKOFFS-IN EZ-TB	5-3-1	4-0-0	FINAL SCORE	17
PUNTS No. and Avg	6-46.8	6-52.7	TIME OF POSSE	29:11

INDIANAPOLIS					SAN DIEGO						
Rushing	No	Yds	Avg	Lg	TD	Rushing	No	Yds	Avg	Lg	TD
Addai	16	44	2.8	11	1	Sproles	22	105	4.8	22	2
Rhodes	4	12	3.0	5	0	Tomlinson	5	25	5.0	13	1
Clark	1	9	9.0	9	0	Bennett	4	24	6.0	14	0
Manning	1	-1	-1.0	-1	0	Rivers	2	13	6.5	12	0

INDIANAPOLIS					SAN DIEGO						
Passing	A	C	Yds	S-L	TD	Lg	INT	Rt			
Manning	42	25	310	1-8	1	72	0	090.4	Rivers	36	20

INDIANAPOLIS					SAN DIEGO						
Receiving	No	Yds	Avg	Lg	TD	Receiving	No	Yds	Avg	Lg	TD
Clark	7	33	4.7	9	0	Gates	8	87	10.9	30	0
Gonzalez	6	97	16.2	36	0	Sproles	5	45	9.0	17	0
Wayne	4	129	32.3	72	1	Chambers	4	57	14.3	25	0
Addai	4	28	7.0	8	0	Naanee	1	15	15.0	15	0
Harrison	3	20	6.7	9	0	Bennett	1	7	7.0	7	0
Robinson	1	3	3.0	3	0	Hester	1	6	6.0	6	0

INDIANAPOLIS					SAN DIEGO						
INT	No	Yds	Avg	Lg	TD	INT	No	Yds	Avg	Lg	TD
Betha	1	36	36.0	36	0	None					

INDIANAPOLIS					SAN DIEGO									
Punting	No	Yds	Avg	Net	TB	Lg	Punting	No	Yds	Avg	Net	TB	Lg	TD
Smith	6	281	46.8	31.5	1	0	63	Scifres	6	316	52.7	51.7	0	6

INDIANAPOLIS					SAN DIEGO								
Punt Ret	No	Yds	Avg	FC	Lg	TD	Punt Ret	No	Yds	Avg	FC	Lg	TD
Ratiff	2	6	3.0	2	4	0	Sproles	3	72	24.0	0	28	0

INDIANAPOLIS					SAN DIEGO						
KO Ret	No	Yds	Avg	Lg	TD	KO Ret	No	Yds	Avg	Lg	TD
Simpson	3	50	16.7	24	0	Sproles	4	106	26.5	32	0
Reid	1	13	13.0	13	0						

2008 AFC DIVISIONAL PLAYOFFS
PITTSBURGH STEELERS 35, SAN DIEGO CHARGERS 24
SUNDAY, JAN. 11, 2009 - HEINZ FIELD (PITTSBURGH, PA.)



The Chargers' run through AFC playoffs came to abrupt end in Pittsburgh as Steelers dealt Chargers 35-24 setback on cold and snowy day in Steel City. Chargers staked out to early lead on long touchdown catch by Vincent Jackson and led or were tied for most of first half, but game's momentum changed right before and right after halftime. Down 10-7, Pittsburgh drove 66 yards for touchdown just before halftime, giving them their first lead of night at 14-10. Steelers got ball first coming out of locker room and drove 77 yards for another score that extended lead to 21-10. Darren Sproles' 63-yard kickoff return gave ball to Chargers at Pittsburgh's 23rd line, but Philip Rivers' first-down pass was tipped and intercepted by Steelers. Though replays showed ball appeared to hit ground, play withstood instant replay challenge and Pittsburgh maintained possession. Chargers' defense held and forced punt, but punt inadvertently hit unknown Eric Weddle and Steelers recovered and took over at Chargers' 23. Again Chargers defense would hold, stopping Pittsburgh on downs at one, but with Bolts offense unable to get out of shadow of its own goal line, Steelers got ball again in San Diego territory and 49 yards later, Steelers scored to take 28-10 lead. San Diego managed par of late touchdowns, including 62-yarder by Sproles, who finished game with 274 all-purpose yards, but Pittsburgh held Bolts at bay and held on for win.

2009 AFC DIVISIONAL PLAYOFFS
NEW YORK JETS 17, SAN DIEGO CHARGERS 14
SUNDAY, JAN. 17, 2010 - QUALCOMM STADIUM (SAN DIEGO, CALIF.)



The No. 5 seed New York Jets upset No. 2 seed Chargers. San Diego's defense opened game with four straight three-and-outs, not allowing Jets first down until 8:11 remained in second quarter. Stephen Cooper set up Chargers' first touchdown of game, forcing three-and-out with four-yard tackle for loss on 3rd-and-4. On ensuing drive, Kris Wilson caught 13-yard touchdown pass for 7-0 lead. Antonio Gates held up TD with brilliant one-handed 23-yard reception to 16. Quentin Jammer had solid afternoon, breaking up third-down pass in second quarter to force punt and intercepting another in third quarter. Paul Oliver provided pressure and hit on Jets' quarterback Mark Sanchez on interception and Steve Gregory, in coverage, tipped pass that Jammer picked off. Hester got his hand on late fourth-quarter punt by Jets, contributing to just 26-yard punt. On ensuing possession, Philip Rivers scored TD on one-yard sneak with 2:20 left. Vincent Jackson, who had game-high 111 yards receiving, set up Rivers TD with 12-yard catch to one on 3rd-and-7.

Score by Quarters	Q1	Q2	Q3	Q4	Total
San Diego Chargers	7	3	0	14	24
Pittsburgh Steelers	7	7	7	14	35

Tm	Qtr	Time	Play Description (PAT & Drive)	SD	PIT
SD	1	12:59	Jackson 41 yd pass from Rivers (Kaeing kick) (4-75, 2:01)	7	0
PIT	1	7:41	Holmes 67 yd punt return (Reed kick)	7	7
SD	2	1:56	Kaeing 42 yd Field Goal (7-20, 3:09)	10	7
PIT	2	0:40	Parker 3 yd run (Reed kick) (7-66, 1:16)	10	14
PIT	3	7:04	Miller 8 yd pass from Roethlisberger (Reed kick) (13-77, 7:56)	10	21
PIT	4	12:52	Russell 1 yd run (Reed kick) (2-49, 0:40)	10	28
SD	4	9:09	Naanee 4 yd pass from Rivers (Kaeing kick) (10-73, 3:43)	17	28
PIT	4	4:11	Parker 16 yd run (Reed kick) (9-73, 4:58)	17	35
SD	4	1:53	Sproles 62 yd pass from Rivers (Kaeing kick) (4-79, 0:50)	24	35

Team Statistics	SD	PIT	SD	PIT
TOTAL FIRST DOWNS	15	22	Blocked	0
Rushing	1	12	FGs - PATs Blocked	0-0
Passing	13	8	Net Punting Avg.	35.0
Penalty	1	2	TOTAL RETURN YARDS	175
3RD DOWN EFF	5-12-42%	6-14-43%	Punt Returns	3-4
4TH DOWN EFF	0-0-0%	0-2-0%	Kickoff Returns	6-17
TOTAL NET YARDS	290	342	Interception Returns	0-0
Total Plays	50	70	PENALTIES No. and Yds	8-104
Average / Play	5.8	4.9	FUMBLES No. and Lost	1-1
NET YARDS RUSHING	15	165	TOUCHDOWNS	3
Total Plays	11	42	Rushing	0
Average / Play	1.4	3.9	Passing	3
TFLs - Yards Lost	2-6	3-6	Punt Returns	0
NET YARDS PASSING	275	177	EXTRA POINTS	3-3
Sacked - Yards Lost	4-33	1-4	Kicking	3-3
Gross yards	308	181	FIELD GOALS	1-1
ATT-COMP-INT	35-21-1	27-17-0	RED ZONE EFF	11-100%
Avg / Play	7.1	6.3	GOAL TO GO EFF	11-100%
KICKOFFS-In EZ-TB	5-0-0	6-1-0	FINAL SCORE	24
PUNTS No. and Avg.	6-47.2	5-42.0	TIME OF POSS	23:50

SAN DIEGO						PITTSBURGH						
Rushing	No	Yds	Avg	Lg	TD	Rushing	No	Yds	Avg	Lg	TD	
Sproles	11	15	1.4	8	0	Parker	27	146	5.4	27	2	
						Moore	3	13	4.3	5	0	
Passing	A	C	Yds	S-L	TD	Lg	In	Rt				
Rivers	35	21	308	4-33	3	62t	1	105t	4	5	1	
						Russell	4	5	1.3	3	1	
Receiving	No	Yds	Avg	Lg	TD	Davis	1	0	0.0	0	0	
Sproles	5	91	18.2	62t	4	Clark	1	-4	-4.0	-4	0	
Gates	5	59	11.8	21	0							
Chambers	4	72	18.0	25	0	Passing	A	C	Yds	S-L	TD	
Jackson	2	49	24.5	41t	1	Roethlisberger	26	17	181	14	1	
Hester	2	13	6.5	11	0	Leftwich	1	0	0-0	0	0	
Manumaleuna	1	14	14.0	14	0							
Bennett	1	6	6.0	6	0	Receiving	No	Yds	Avg	Lg	TD	
Naanee	1	4	4.0	4t	1	Ward	4	70	17.5	41	0	
						Miller	3	37	12.3	18	1	
INT	No	Yds	Avg	Lg	TD	Washington	3	30	10.0	18	0	
None						Davis	3	7	2.3	6	0	
Punting	No	Yds	Avg	Net	TB	I20	Holmes	2	25	12.5	15	
Scifres	6	283	47.2	35.0	0	1	Moore	2	12	6.0	9	
Punt Ret	No	Yds	Avg	FC	Lg	TD	INT	No	Yds	Avg	Lg	TD
Sproles	2	4	2.0	0	4	0	Footo	1	0	0.0	0	
Weddle	1	0	0.0	0	0	0	Punting	No	Yds	Avg	Net	TB
							Berger	4	192	48.0	42.0	1
KO Ret	No	Yds	Avg	Lg	TD		Roethlisberger	1	25	25.0	25.0	0
Sproles	5	164	32.8	63	0							
Cromartie	1	7	7.0	7	0							
Punt Ret	No	Yds	Avg	FC	Lg	TD						
Holmes	2	73	36.5	1	67t	1						
Moore	0	0	0.0	2	0	0						
KO Ret	No	Yds	Avg	Lg	TD							
Russell	2	33	16.5	19	0							
Moore	1	18	18.0	18	0							
Davis	1	12	12.0	12	0							

Score by Quarters	Q1	Q2	Q3	Q4	Total
New York Jets	0	0	3	14	17
San Diego Chargers	0	7	0	7	14

Tm	Qtr	Time	Play Description (PAT & Drive)	NYJ	SD
SD	2	12:17	Wilson 13 yd pass from Rivers (Kaeing kick) (4-69, 1:56)	0	7
NYJ	3	10:45	Feeley 46 yd Field Goal (8-32, 4:15)	3	7
NYJ	4	13:35	Keller 2 yd pass from Sanchez (Feeley kick) (4-16, 1:27)	10	7
NYJ	4	7:17	Greene 53 yd run (Feeley kick) (4-66, 2:10)	17	7
SD	4	2:14	Rivers 1 yd run (Kaeing kick) (7-63, 1:22)	17	14

Team Statistics	NYJ	SD	NYJ	SD
TOTAL FIRST DOWNS	14	18	Blocked	0
Rushing	6	2	FGs - PATs Blocked	0-0
Passing	6	15	Net Punting Avg.	35.9
Penalty	2	1	TOTAL RETURN YARDS	96
3RD DOWN EFF	6-16-38%	4-13-31%	Punt Returns	3-34
4TH DOWN EFF	1-1-100%	0-0-0%	Kickoff Returns	2-45
TOTAL NET YARDS	262	344	Interception Returns	2-17
Total Plays	63	60	PENALTIES No. and Yds	5-37
Average / Play	4.2	5.7	FUMBLES No. and Lost	0-0
NET YARDS RUSHING	169	61	TOUCHDOWNS	2
Total Plays	39	18	Rushing	1
Average / Play	4.3	3.4	Passing	1
TFLs - Yards Lost	3-9	1-1	EXTRA POINTS	2-2
NET YARDS PASSING	93	283	Kicking	2-2
Sacked - Yards Lost	1-7	2-15	FIELD GOALS	1-1
Gross Yards	100	298	RED ZONE EFF	11-100%
ATT-COMP-INT	23-12-1	40-27-2	GOAL TO GO EFF	11-100%
Avg / Play	3.9	6.7	SAFETIES	0
KICKOFFS-In EZ-TB	4-0-0	3-0-0	FINAL SCORE	17
PUNTS No. and Avg	8-38.8	6-49.5	TIME OF POSS	31:51

NEW YORK JETS						SAN DIEGO					
Rushing	No	Yds	Avg	Lg	TD	Rushing	No	Yds	Avg	Lg	TD
Greene	23	128	5.6	53t	1	Sproles	3	33	11.0	22	0
Jones	14	41	2.9	8	0	Tomlinson	12	24	2.0	5	0
Cotchery	1	1	1.0	1	0	Rivers	3	4	1.3	3	1
Sanchez	1	-1	-1.0	-1	0						

Passing	A	C	Yds	S-L <th>TD <th>Lg</th> <th>In</th> <th>Rt</th> <th>Passing</th> <th>A</th> <th>C</th> <th>Yds</th> <th>S-L <th>TD <th>Lg</th> <th>In</th> <th>Rt</th> </th></th></th>	TD <th>Lg</th> <th>In</th> <th>Rt</th> <th>Passing</th> <th>A</th> <th>C</th> <th>Yds</th> <th>S-L <th>TD <th>Lg</th> <th>In</th> <th>Rt</th> </th></th>	Lg	In	Rt	Passing	A	C	Yds	S-L <th>TD <th>Lg</th> <th>In</th> <th>Rt</th> </th>	TD <th>Lg</th> <th>In</th> <th>Rt</th>	Lg	In	Rt
Rivers	40	27	298	2-15	1	37	2	76.9									

Receiving	No	Yds	Avg	Lg	TD	Receiving	No	Yds	Avg	Lg	TD
Gates	8	93	11.6	23	0	Gates	8	93	11.6	23	0
Cotchery	3	25	8.3	15	0	Jackson	7	111	15.9	37	0
Keller	3	19	6.3	13	1	Sproles	3	30	10.0	19	0
Edwards	2	41	20.5	21	0	Feeley	3	30	10.0	19	0
Richardson	2	12	6.0	8	0	Tomlinson	3	0	0.0	3	0
Greene	1	4	4.0	4	0	Hester	1	15	15.0	15	0
Woodhead	1	-1	-1.0	-1	0	Wilson	1	13	13.0	13t	1
						Tolbert	1	6	6.0	6	0

INT	No	Yds	Avg	Lg	TD	INT	No	Yds	Avg	Lg	TD
Leonhard	1	11	11.0	11	0	INT	No <th>Yds</th> <th>Avg</th> <th>Lg</th> <th>TD</th>	Yds	Avg	Lg	TD
Revis	1	6	6.0	6	0	Jammer	1	24	24.0	24	0

Punting	No	Yds	Avg	Net	TB	I20	Lg	Punting	No	Yds	Avg	Net	TB	I20	Lg
Weatherford	8	310	38.8	35.9	1	2	51	Scifres	6	297	49.5	43.8	0	3	

Punt Ret	No	Yds	Avg	FC	Lg	TD	Punt Ret	No	Yds	Avg	FC	Lg	TD
Cotchery	3	34	11.3	2	25	0	Sproles	2	3	1.5	1	3	0
							Cromartie	1	0	0.0	0	0	0

KO Ret	No	Yds	Avg	Lg	TD	KO Ret	No	Yds	Avg	Lg	TD
Smith	2	45	22.5	36	0	Sproles	2	44	22.0	27	0
						Manumaleuna	1	17	17.0	17	0
						Cromartie	1	11	11.0	11	0

2013 AFC WILD CARD PLAYOFFS

SAN DIEGO CHARGERS 27, CINCINNATI BENGALS 10

SUNDAY, JAN. 5, 2014 - PAUL BROWN STADIUM (CINCINNATI, OHIO)



The Chargers defeated the Cincinnati Bengals, 27-10, in the AFC Wild Card Playoffs at Paul Brown Stadium for their first postseason victory since Jan. 2009. It was the Chargers' first-ever playoff win over the Bengals. In earning the victory, the Chargers outperformed the Bengals in two key areas. The Bolts racked up a season-high four takeaways with two interceptions and two fumble recoveries, and they rushed for a season-high 196 yards. Cincinnati led at the half, 10-7, but the Chargers completely dominated the game on defense in the second half, pitching a shutout as the Bolts outscored the Bengals 20-0. Cincinnati's first six drives of the second half ended with a punt after a third-down sack, a fumble, two interceptions and two drives that ended on downs. A seventh ended with the clock reaching 0:00. And in addition to the four takeaways, the Chargers' defense recorded three sacks, five tackles for loss and eight passes defensed.

Score by Quarters	Q1	Q2	Q3	Q4	Total
San Diego Chargers	7	0	10	10	27
Cincinnati Bengals	0	10	0	0	10

TD	Qtr	Time	Play Description (PAT & Drive)	SD	CIN
1	1	0:48	Woodhead 5 yd run (Novak kick) (12-86, 6:56)	7	0
1	2	5:59	Gresham 4 yd pass from Dalton (Nugent kick) (10-60, 6:07)	7	7
1	2	0:00	Nugent 46 yd Field Goal (6-40, 1:14)	7	10
1	3	6:46	Green 4 yd pass from Rivers (Novak kick) (10-80, 5:40)	14	10
1	3	2:00	Novak 25 yd Field Goal (9-40, 3:41)	17	10
1	4	14:16	Novak 23 yd Field Goal (9-22, 1:55)	20	10
1	4	2:17	Brown 58 yd run (Novak kick) (2-60, 0:50)	27	10

Attendance -- 62,277

Team Statistics	SD	CIN	SD	CIN
TOTAL FIRST DOWNS	16	27	Blocked	0
Rushing	6	6	FGs - PATs Blocked	0-0
Passing	9	20	Net Punting Avg.	42.2
Penalty	1	1	TOTAL RETURN YARDS	56
3RD DOWN EFF	4-12-33%	3-12-25%	Punt Returns	0-0
4TH DOWN EFF	0-0-0%	1-3-33%	Kickoff Returns	1-23
TOTAL NET YARDS	318	439	Interception Returns	2-33
Total Plays	57	79	PENALTIES No. and Yds.	5-28
Average / play	5.6	5.6	FUMBLES No. and Lost	0-0
NET YARDS RUSHING	196	113	TOUCHDOWNS	3
Total Plays	40	25	Rushing	2
Average / play	4.9	4.5	Passing	1
TFLs - Yards Lost	2-7	2-4	EXTRA POINTS	3-3
NET YARDS PASSING	122	326	Kicking	3-3
Sacked - Yards Lost	1-6	3-8	FIELD GOALS	2-2
Gross yards	128	334	RED ZONE EFF	2-4-50%
ATT-COMP-INT	16-12-0	51-29-2	GOAL TO GO EFF	3-2-67%
Avg / Play	7.2	6.0	SAFETIES	0
KICKOFFS-In EZ-TB	6-1-0	2-1-1	FINAL SCORE	27
PUNTS No. and Avg.	6-43.2	3-39.3	TIME OF POSS	29:32

SAN DIEGO					CINCINNATI						
Rushing	No	Yds	Avg	Lg	TD	Rushing	No	Yds	Avg	Lg	TD
Brown	8	77	9.6	58	1	Bernard	12	45	3.8	12	0
Woodhead	15	54	3.6	9	1	Green-Ellis	8	42	5.3	12	0
Mathews	13	52	4.0	8	0	Dalton	5	26	5.2	12	0
Royal	1	9	9.0	9	0						
Rivers	2	4	2.0	2	0						
McClain	1	0	0.0	0	0	Passing	A	C	Yds	S-L	Td
						Dalton	51	29	334	3-8	1

Passing	A	C	Yds	S-L	Td	Lg	Rt	Receiving	No	Yds	Avg	Lg	TD
Rivers	16	12	128	1-6	1	33	0	Jones	8	130	16.3	49	0
								Bernard	7	73	10.4	17	0

Receiving	No	Yds	Avg	Lg	TD	Green	No	Yds	Avg	Lg	TD
Royal	3	34	11.3	22	1	Green	3	34	11.3	14	0
Allen	2	21	10.5	12	0	Hawkins	3	20	6.7	10	0
Woodhead	2	14	7.0	11	0	Sanu	1	13	13.0	13	0
Mathews	2	12	6.0	9	0	Eifert	0	0	0.0	0	0
Royal	1	33	33.0	33	0						
Brown	1	9	9.0	9	0	INT	No	Yds	Avg <td>Lg <td>TD</td> </td>	Lg <td>TD</td>	TD
Gates	1	5	5.0	5	0	None					

INT	No	Yds	Avg	Lg	TD	Punting	No	Yds	Avg	Net	TB	120	Lg
Wright	1	30	30.0	30	0	Mesko	3	118	39.3	32.7	1	2	50
Ingram	1	3	3.0	3	0								

Punting	No	Yds	Avg	Net	TB	120	Lg	TD	Punt Ret	No	Yds	Avg	FC	Lg	TD
Scifres	6	259	43.2	42.2	0	2	51	0	Tate	3	6	2.0	3	12	0

Punt Ret	No	Yds	Avg	FC	Lg	TD	KO Ret	No	Yds	Avg	Lg	TD
Allen	0	0	0.0	2	0	0	Tate	5	128	25.6	33	0
							Peerman	1	23	23.0	23	0

KO Ret	No	Yds	Avg	Lg	TD
Woodhead	1	23	23.0	23	0

2013 AFC DIVISIONAL PLAYOFFS

DENVER BRONCOS 24, SAN DIEGO CHARGERS 17

SUNDAY, JAN. 12, 2014 - SPORTS AUTHORITY FIELD (DENVER, COLO.)



The Chargers' storbybook season came to an end on Jan. 12 in the AFC Divisional Playoffs at Denver's Sports Authority Field as the Broncos defeated the Bolts, 24-17, to eliminate San Diego from the AFC Playoffs. Weather was a factor early in the game as winds at kickoff were blowing across the field at 17 mph with gusts up to 27 mph. Despite the unfavorable conditions, the Chargers didn't go down without a fight, rallying from a 17-point deficit to get within seven points late in the fourth quarter. Down 24-7 with 8:12 left in the fourth quarter, the Chargers scored a touchdown, recovered an onside kick and kicked a field goal to get within seven points at 24-17. That would be as close as the Chargers would get, however, as Denver took possession with 3:55 remaining in the game and converted two first downs, including a 3rd-and-17, to run out the clock and advance to the AFC Championship Game.

Score by Quarters	Q1	Q2	Q3	Q4	Total
San Diego Chargers	0	0	0	17	17
Denver Broncos	7	7	3	7	24

TD	Qtr	Time	Play Description (PAT & Drive)	SD	DEN
1	1	2:25	Thomas 2 yd pass from Manning (Prater kick) (14-86, 7:01)	0	7
1	2	6:00	Welker 3 yd pass from Manning (Prater kick) (9-57, 5:10)	0	14
1	3	9:35	Prater 45 yd Field Goal (12-37, 5:25)	0	17
1	3	4:25:59	Allen 16 yd pass from Rivers (Novak kick) (6-63, 3:08)	7	17
1	4	8:12	Moreno 3 yd run (Prater kick) (9-81, 4:47)	7	24
1	4	5:43	Allen 16 yd pass from Rivers (Novak kick) (7-80, 2:29)	14	24
1	4	3:53	Novak 30 yd Field Goal (8-48, 1:50)	17	24

Attendance -- 76,969

Team Statistics	SD	DEN	SD	DEN
TOTAL FIRST DOWNS	13	26	Blocked	0
Rushing	1	13	FGs - PATs Blocked	0-0
Passing	10	11	Net Punting Avg.	30.3
Penalty	2	2	TOTAL RETURN YARDS	0
3RD DOWN EFF	4-12-33%	9-13-69%	Punt Returns	0-0
4TH DOWN EFF	1-1-100%	0-0-0%	Kickoff Returns	0-0
TOTAL NET YARDS	259	363	Interception Returns	1-0
Total Plays	49	70	PENALTIES No. and Yds.	8-63
Average / play	5.3	5.2	FUMBLES No. and Lost	0-0
NET YARDS RUSHING	65	133	TOUCHDOWNS	2
Total Plays	18	34	Rushing	0
Average / play	3.6	3.9	Passing	2
TFLs - Yards Lost	0-0	2-3	EXTRA POINTS	2-2
NET YARDS PASSING	194	230	Kicking	2-2
Sacked - Yards Lost	4-23	0-0	FIELD GOALS	1-2
Gross yards	217	230	RED ZONE EFF	2-3-67%
ATT-COMP-INT	27-18-0	36-25-1	GOAL TO GO EFF	0-0-0%
Avg / Play	6.3	6.4	SAFETIES	0
KICKOFFS-In EZ-TB	4-2-0	5-5-5	FINAL SCORE	17
PUNTS No. and Avg.	4-51.8	0-0-0	TIME OF POSS	24:33

SAN DIEGO					DENVER						
Rushing	No	Yds	Avg	Lg	TD	Rushing	No	Yds	Avg	Lg	TD
Woodhead	9	29	3.2	8	0	Moreno	23	82	3.6	14	1
Mathews	5	26	5.2	16	0	Ball	10	52	5.2	9	0
Rivers	3	10	3.3	6	0	Manning	1	-1	-1.0	-1	0
Brown	1	0	0.0	0	0						

Passing	A	C	Yds	S-L	Td	Lg	Int	Rt	Manning	36	25	230	0-0	2	21	1	93.5
Rivers	27	18	217	4-23	2	49	0	115.8									

Receiving	No	Yds	Avg	Lg	TD	Thomas	No	Yds	Avg	Lg	TD
Allen	6	142	23.7	49	2	Thomas	6	76	12.7	21	0
Brown	4	18	4.5	5	0	Welker	6	38	6.3	8	1
Woodhead	3	10	3.3	7	0	Decker	2	32	16.0	19	0
Gates	2	10	5.0	5	0	Caldwell	1	15	15.0	15	0
Green	2	7	3.5	5	0	Moreno	1	12	12.0	12	0
Royal	1	30	30.0	30	0	Green	1	3	3.0	3	0
Brown	0	0	0.0	0	0						

INT	No	Yds	Avg	Lg	TD	INT	No	Yds	Avg	Lg	TD
Butler	1	0	0.0	0	0	None					

Punting	No	Yds	Avg	Net	TB	120	Lg	TD	Punting	No	Yds	Avg	Net	TB	120	Lg
Scifres	4	207	51.8	30.3	1	1	62	0	None							

Punt Ret	No	Yds	Avg	FC	Lg	TD	Punt Ret	No	Yds	Avg	FC	Lg	TD
Decker	3	66	22.0	0	47	0	None						

KO Ret	No	Yds	Avg	Lg	TD	KO Ret	No	Yds	Avg	Lg	TD
None						Holliday	3	77	25.7	37	0

2018 AFC WILD CARD PLAYOFFS

LOS ANGELES CHARGERS 23, BALTIMORE RAVENS 17
SUNDAY, JAN. 6, 2019 - MGT BANK STADIUM (BALTIMORE, MD.)



The Threes and D. That's what the Los Angeles Chargers used to defeat the Baltimore Ravens 23 in Sunday's AFC Wild Card Round from MGT Bank Stadium. Rookie kicker Michael Badgley converted on five field goals, while Los Angeles' defense forced two turnovers, sacked quarterback Lamar Jackson seven times and held Baltimore to 229 yards of total offense — the fewest allowed in postseason team history. Badgley set a single-game postseason team record for made field goals and points. Chargers Defensive Coordinator Gus Bradley featured seven defensive backs on the field for much of the game. Later in the quarter, the rookie kicker converted from 53 yards out to increase the Chargers' lead to 6-0. Badgley added his third field goal in the second quarter, a 40-yarder off a Phillips interception of Jackson. His fourth was a 34-yarder as time expired in the second quarter to put Los Angeles up 12-0 at halftime.

Score by Quarters

	Q1	Q2	Q3	Q4	Total
Los Angeles Chargers	6	6	0	11	23
Baltimore Ravens	0	0	3	14	17

Tm	Qtr	Time	Play Description (PAT & Drive)	LAC	BAL
LAC	1	6:59	Badgley 21 yd. Field Goal (5-12, 2:36)	3	0
LAC	1	1:08	Badgley 53 yd. Field Goal (4-7, 2:13)	6	0
LAC	2	3:22	Badgley 40 yd. Field Goal (10-37, 5:29)	9	0
LAC	2	0:00	Badgley 34 yd. Field Goal (12-58, 1:48)	12	0
BAL	3	8:30	Tucker 33 yd. Field Goal (4-6, 1:56)	12	3
LAC	4	14:44	Gordon 1 yd. run (Rivers-M-Williams pass) (10-60, 4:38)	20	3
LAC	4	9:09	Badgley 47 yd. Field Goal (7-16, 4:00)	23	3
BAL	4	6:33	Crabtree 31 yd. pass from Jackson (Tucker kick) (8-75, 2:36)	23	10
BAL	4	1:59	Crabtree 7 yd. pass from Jackson (Tucker kick) (12-80, 2:48)	23	17

Attendance — 70,432

Team Statistics		LAC	BAL	LAC	BAL
TOTAL FIRST DOWNS					
Rushing	14	11	Blocked	0	0
Passing	3	4	FGs - PATs Blocked	1-0	0-0
Penalty	8	7	Net Punting Avg.	31.4	37.0
3RD DOWN EFF 6-17-35% 5-15-33% Punt Returns 4-46 0-0					
4TH DOWN EFF 1-1-100% 2-2-100% Kickoff Returns 2-78 6-106					
TOTAL NET YARDS 243 229 Interception Returns 1-0 0-0					
Total Plays 66 59 PENALTIES No. and Yds. 5-35 7-41					
Average / play 3.7 3.9 FUMBLES No. and Lost 1-1 4-2					
NET YARDS RUSHING 89 90 TOUCHDOWNS 1 2					
Total Plays 33 23 Rushing 1 0					
Average / play 2.7 3.9 Passing 0 2					
TFLs - Yards Lost 4-9 2-2 EXTRA POINTS 1-1 2-2					
NET YARDS PASSING 154 139 Kicking 0-0 2-2					
Sacked - Yards Lost 1-6 7-55 FIELD GOALS 5-6 1-2					
Gross yards 160 194 RED ZONE EFF 1-3-33% 1-2-50%					
ATT-COMP-INT 32-22-0 49-13-1 GOAL TO GO EFF 2-3-67% 1-2-50%					
Avg / Play 4.7 3.9 SAFETIES 0 0					
KICKOFFS-IN EZ-TB 6-0-0 4-1-1 FINAL SCORE 23 17					
PUNTS No. and Avg. 5-35.4 6-44.7 TIME OF POSS 33:40 26:20					

LOS ANGELES CHARGERS

BALTIMORE

Rushing	No	Yds	Avg	Lg	TD	Rushing	No	Yds	Avg	Lg	TD
Gordon	17	40	2.4	14	1	Jackson	9	54	6.0	17	0
Ekelor	11	29	2.6	7	0	Edwards	8	23	2.9	5	0
Rivers	3	15	5.0	9	0	Dixon	6	13	2.2	4	0
Jackson	2	5	2.5	4	0						

Passing A C Yds S-L TD Lg IN RT

Rivers	32	22	160	1-6	0	28	0	80.2
--------	----	----	-----	-----	---	----	---	------

Receiving No Yds Avg Lg TD

Allen	4	37	9.3	17	0
Gates	4	35	8.8	12	0
Ekelor	4	14	3.5	6	0
Benjamin	3	11	3.7	8	0
M. Williams	2	42	21.0	28	0
Ty. Williams	2	9	4.5	5	0
Green	1	8	8.0	8	0
Gordon	1	3	3.0	3	0
Watt	1	1	1.0	1	0

INT No Yds Avg Lg TD

Phillips	1	0	0.0	0	0
----------	---	---	-----	---	---

Punting No Yds Avg Net TB I20 Lg

Jones	5	177	35.4	31.4	1	0	45
-------	---	-----	------	------	---	---	----

Punt Ret No Yds Avg FC Lg TD

King	4	46	11.5	1	33	0
------	---	----	------	---	----	---

KO Ret No Yds Avg Lg TD

Benjamin	1	72	72.0	72	0
----------	---	----	------	----	---

2018 AFC DIVISIONAL PLAYOFFS

NEW ENGLAND PATRIOTS 41, LOS ANGELES CHARGERS 28
SUNDAY, JAN. 13, 2019 - GILLETTE STADIUM (FOXBOROUGH, MASS.)



The Los Angeles Chargers lost to the New England Patriots 41-28 in Sunday's AFC Divisional Round game from Gillette Stadium. The Patriots' offense scored five touchdowns on their first six possessions of the first half and controlled the clock for 38:20 of the game. Quarterback Tom Brady threw for 343 yards, wide receiver Julian Edelman had 151 yards receiving and running back Julian Sachel added 129 yards on the ground and scored three rushing touchdowns. The Chargers finished with 335 yards of total offense. Philip Rivers went 25-of-51 for 333 yards, three touchdowns and an interception. Keenan Allen caught two passes for 75 yards and a touchdown. He also added a two-point conversion. Mike Williams and Tyrell Williams combined for 162 receiving yards.

Score by Quarters

	Q1	Q2	Q3	Q4	Total
Los Angeles Chargers	7	0	7	14	28
New England Patriots	14	21	3	3	41

Tm	Qtr	Time	Play Description (PAT & Drive)	LAC	NE
NE	1	7:49	Michel 1 yd. run (Gostkowski kick) (14-83, 7:11)	0	7
LAC	1	4:56	Allen 43 yd. pass from Rivers (Badgley kick) (6-67, 2:53)	7	7
NE	1	1:35	Michel 14 yd. run (Gostkowski kick) (7-67, 3:21)	7	14
NE	2	12:17	Dorsett 15 yd. pass from Brady (Gostkowski kick) (8-58, 3:07)	7	21
NE	2	6:04	Burkhead 6 yd. run (Gostkowski kick) (6-87, 3:08)	7	28
NE	2	1:43	Michel 5 yd. run (Gostkowski kick) (4-35, 1:40)	7	35
NE	3	6:31	Gostkowski 28 yd. Field Goal (14-57, 7:22)	7	38
LAC	3	1:16	Gordon 1 yd. run (Badgley kick) (10-72, 5:15)	14	38
NE	4	12:23	Gostkowski 30 yd. Field Goal (8-63, 3:53)	14	41
LAC	4	7:59	Green 1 yd. pass from Rivers (Rivers-Allen pass) (6-80, 2:01)	22	41
LAC	4	0:59	Gates 8 yd. pass from Rivers (pass failed) (12-80, 2:00)	28	41

Attendance — 65,878

Team Statistics		LAC	NE	LAC	NE
TOTAL FIRST DOWNS					
Rushing	22	30	Blocked	0	0
Passing	2	10	FGs - PATs Blocked	0-0	0-0
Penalty	16	18	Net Punting Avg.	33.3	33.3
3RD DOWN EFF 5-13-38% 7-14-50% Punt Returns 1-0 5-37					
4TH DOWN EFF 1-1-100% 1-1-100% Kickoff Returns 6-124 6-106					
TOTAL NET YARDS 335 498 Interception Returns 0-0 1-0					
Total Plays 63 78 PENALTIES No. and Yds. 5-33 9-75					
Average / play 5.3 6.4 FUMBLES No. and Lost 1-1 0-0					
NET YARDS RUSHING 19 155 TOUCHDOWNS 4 5					
Total Plays 10 34 Rushing 1 1					
Average / play 1.9 4.6 Passing 3 4					
TFLs - Yards Lost 1-3 3-3 EXTRA POINTS 2-4 5-5					
NET YARDS PASSING 316 343 Kicking 3-2 5-5					
Sacked - Yards Lost 2-15 0-0 FIELD GOALS 0-0 0-2					
Gross yards 331 343 RED ZONE EFF 3-3-100% 5-7-71%					
ATT-COMP-INT 51-25-1 44-34-0 GOAL TO GO EFF 3-3-100% 3-4-75%					
Avg / Play 6.0 7.8 SAFETIES 0 0					
KICKOFFS-IN EZ-TB 5-1-1 8-2-2 FINAL SCORE 28 41					
PUNTS No. and Avg. 6-39.5 4-43.3 TIME OF POSS 21:40 38:20					

LOS ANGELES CHARGERS

NEW ENGLAND

Rushing	No	Yds	Avg	Lg	TD	Rushing	No	Yds	Avg	Lg	TD
Gordon	9	15	1.7	8	1	Michel	24	129	5.4	40	3
Jackson	1	4	4.0	4	0	Burkhead	4	12	3.0	6	1
						Edelman	1	7	7.0	7	0
						Develin	2	5	2.5	3	0
						Patterson	1	3	3.0	3	0
						Brady	2	-1	-0.5	0	0

Passing A C Yds S-L TD Lg IN RT

Rivers	51	25	331	2-15	3	43	1	81.4
--------	----	----	-----	------	---	----	---	------

Receiving No Yds Avg Lg TD

Ty. Williams	5	68	13.6	20	0
Gates	5	41	8.2	14	1
Ekelor	3	22	7.3	20	0
Jackson	3	19	6.3	9	0
Allen	2	75	37.5	43	1
Gordon	1	11	11.0	11	0
Green	1	1	1.0	1	0

INT No Yds Avg Lg TD

None					
------	--	--	--	--	--

Punting No Yds Avg Net TB I20 Lg

Jones	6	237	39.5	33.3	0	1	43
-------	---	-----	------	------	---	---	----

Punt Ret No Yds Avg FC Lg TD

King	1	0	0.0	0	0
------	---	---	-----	---	---

KO Ret No Yds Avg Lg TD

Jackson	1	17	17.0	17	0
---------	---	----	------	----	---

COMMUNITY FRONT OFFICE VETERANS DRAFT PICKS & FREE AGENTS 2020 IN REVIEW POSTSEASON HISTORY GENERAL INFORMATION

CHARGERS RETIRED NUMBERS

COMMUNITY

DAN FOUTS

14

JERSEY RETIRED: 1988
CHARGERS HOF: 1993
HALL OF FAME: 1993



FRONT OFFICE

VETERANS

LANCE ALWORTH

19

JERSEY RETIRED: 2005
CHARGERS HOF: 1977
HALL OF FAME: 1978



DRAFT PICKS
& FREE AGENTS

JUNIOR SEAU

55

JERSEY RETIRED: 2012
CHARGERS HOF: 2011
HALL OF FAME: 2015



2020 IN
REVIEW

RETIRED
NUMBERS

LADAINIAN TOMLINSON

21

JERSEY RETIRED: 2015
CHARGERS HOF: 2015
HALL OF FAME: 2017



GENERAL
INFORMATION



CHARGERS IN THE HALL OF FAME



COMMUNITY

FRONT OFFICE

VETERANS

DRAFT PICKS
& FREE AGENTS

2020 IN
REVIEW

BOLTS IN
THE HALL

GENERAL
INFORMATION



**LANCE
ALWORTH**

**WIDE RECEIVER: (Chargers) 1962-70, (Cowboys) 1971-72
YEAR INDUCTED: 1978**

In 11 pro seasons, he caught 542 passes for 10,266 yards, an 18.94-yard average and 85 touchdowns ... During his nine seasons with the Chargers averaged more than 50 catches and 1,000 yards per season ... Was named All-AFL seven straight years from 1963 to 1969 and played in the league's last seven All-Star games ... Caught a pass in 105 straight games.



**RON
MIX**

**TACKLE: (Chargers) 1960-69, (Raiders) 1971
YEAR INDUCTED: 1979**

During his 10 years with the Chargers he was assessed for only two holding penalties ... Was an All-AFL selection eight times as a tackle and once as a guard, and played in eight AFL All-Star games and five of the first six AFL title games ... Unanimously chosen for the AFL's all-time team in 1969.



**SID
GILLMAN**

**COACH: (Rams) 1955-59, (Chargers) 1960-69, '71, (Oilers) 1973-74
YEAR INDUCTED: 1983**


Coached for 18 seasons with a career record of 123-104-7 ... Chargers won divisional crowns five of the league's first six seasons and the AFL title in 1963 ... Became the foremost authority on forward passing offense ... Was the first coach to produce divisional champions in both the National and American Football Leagues.



**DAN
FOUTS**

**QUARTERBACK: (Chargers) 1973-87
YEAR INDUCTED: 1993**


In 15 seasons, completed 3,297 passes for 43,040 yards and 254 touchdowns and an 80.2-point rating ... At retirement, was one of only three quarterbacks to pass for more than 40,000 yards ... Led the NFL in passing yardage four straight years from 1979 to 1982, and became the first player in history to throw for 4,000 yards in three consecutive seasons ... 1982 NFL MVP ... Six-time Pro Bowler ... All-Pro 1979, 1982 and 1985.



**KELLEN
WINSLOW**


**TIGHT END: (Chargers) 1979-87
YEAR INDUCTED: 1995**

Amassed 541 receptions for 6,741 yards and 45 touchdowns in just nine National Football League seasons ... In 1984, set a personal record with 15 receptions in a game against the Green Bay Packers ... At time of his retirement, Winslow ranked fifth among active receivers and 14th among all NFL pass-catchers ... A consensus All-Pro in 1980-82.





CHARGERS IN THE HALL OF FAME



**CHARLIE
JOINER**

**TIGHT END: (Oilers) 1969-72, (Bengals) 1972-75, (Chargers) 1976-86
YEAR INDUCTED: 1996**

Averaged 16.2 yards per catch and accounted for 12,146 yards and 65 touchdowns on his receptions in 18 seasons ... Ranked sixth in career reception yardage ... During his 11 years in San Diego, caught 50 or more passes seven times and had 70 or more receptions three seasons ... An All-NFL pick in 1980 and a Pro Bowl choice three times.



**FRED
DEAN**

**DEFENSIVE END: (Chargers) 1975-81, (49ers) 1981-85,
YEAR INDUCTED: 2008**



Was named to four Pro Bowls (1980-1982, 1984) and selected All-Pro twice (1980-1981) ... The sack did not become an official NFL statistic until 1982, his career sack total would stand near 100 ... Set a then NFL record six sacks in one game ... Played on five division winners ... Played in three NFC championship games and in two of San Francisco's Super Bowl victories ... Earned all-conference honors four times - twice with the Chargers and twice with the 49ers.



**JUNIOR
SEAU**

**LINEBACKER: (Chargers) 1990-02, (Dolphins) 2003-05, (Patriots) 2007-09
YEAR INDUCTED: 2015**

Played 268 career games ... Recorded 10 or more tackles in a regular season game 64 times amassed 56.5 career sacks and intercepted 18 passes ... Also recovered a fumble for a touchdown and had two pass receptions during his career ... NFL Defensive Player of the Year in 1992 by UPI and Football Digest ... Also named to the NFL's All-Decade Team of the 1990s.



**LaDAINIAN
TOMLINSON**

**RUNNING BACK: (Chargers) 2001-09, (Jets) 2010-11
YEAR INDUCTED: 2017**

All-Pro 4 straight seasons (2004-07) ... Voted to 5 Pro Bowls over 6-season span ... Rushed for 13,684 career yards on 3,174 carries and scored 145 rushing touchdowns ... Added 4,772 yards on 624 catches and 17 TD receptions ... Named to NFL's All-Decade Team of 2000 ... Captured back-to-back rushing titles, 2006-07 ... Named NFL's 2006 Most Valuable Player.



**BOBBY
BEATHARD**

**EXECUTIVE: (Chiefs) 1966-67, (Falcons) 1968-71, (Dolphins) 1972-77, (Redskins) 1978-88, (Chargers) 1990-99
YEAR INDUCTED: 2018**

His teams won 10 division titles, seven league/conference championships and four Super Bowls - Super Bowls VII and VIII with Miami and Super Bowls XVII and XXII with Washington ... Was hired as general manager of the Chargers in 1990 ... In just his third season in San Diego, the organization won its first AFC Western Division championship in more than a decade and by 1994, the team made its first Super Bowl appearance.



NFL HONORS

KEY:

HOF — Pro Football Hall of Fame
AFL — Official All-AFL Team
AP — The Associated Press
PFWA — Professional Football Writers of America
CPFN — College and Pro Football Newsweekly
ESPN — ESPN/ESPN.com/ESPY Awards
FD — Football Digest
FN — Football News
KC — Kansas City Committee of 101
MFC — Maxwell Football Club
NEA — Newspaper Enterprise Association
PFF — Pro Football Focus
PFJ — Pro Football Journal
PFT — ProFootballTalk.com
PFW* — Pro Football Weekly
SI — Sports Illustrated/SI.com
SN — Sporting News
UPI — United Press International
USA — USA Today/USA Today Sports Weekly
**Awards from 1992-2012 were in conjunction between the organizations*

PRO FOOTBALL HALL OF FAME

1978 — FL Lance Alworth, 1962-70
1979 — T Ron Mix, 1960-69
1983 — Head Coach Sid Gillman, 1960-69, '71
1993 — QB Dan Fouts, 1973-1987
1995 — TE Kellen Winslow, 1979-1987
1996 — WR Charlie Joiner, 1976-1986
2008 — DE Fred Dean, 1975-81
2015 — LB Junior Seau, 1990-2002
2017 — RB LaDainian Tomlinson, 2001-09
2018 — GM Bobby Beathard, 1990-2000

AFL MOST VALUABLE PLAYER

1963 — FL Lance Alworth (UPI)
 QB Tobin Rote (AP)
1965 — FL Lance Alworth (PFWA)
 RB Paul Lowe (SN)

AFL COMEBACK PLAYER OF THE YEAR

1963 — RB Paul Lowe (AP)
1965 — RB Paul Lowe (AP)

AFL ROOKIE OF THE YEAR

1961 — DE Earl Faison (AP, SN, UPI)

AFL OFFENSIVE ROOKIE OF THE YEAR

1967 — RB Dickie Post (AP)

NFL EXECUTIVE OF THE YEAR

1979 — General Manager John Sanders (SN)
2004 — General Manager A.J. Smith (PFWA)

NFL COACH OF THE YEAR

1992 — Head Coach Bobby Ross (PFWA, MFC, FD, FN)
1994 — Head Coach Bobby Ross (SI)
2004 — Head Coach Marty Schottenheimer (AP, PFWA, MFC)
2009 — Head Coach Norv Turner (USA)

NFL ASSISTANT COACH OF THE YEAR

2013 — Offensive Coordinator Ken Whisenhunt (PFWA)

NFL MOST VALUABLE PLAYER

1982 — QB Dan Fouts (PFWA, CPFN, NEA)
2006 — RB LaDainian Tomlinson (AP, PFWA, NEA)
2009 — QB Philip Rivers (PFF)

NFL PLAYER OF THE YEAR

1979 — QB Dan Fouts (FD)
2006 — RB LaDainian Tomlinson (MFC, SI, SN)

NFL OFFENSIVE PLAYER OF THE YEAR

1982 — QB Dan Fouts (AP, PFW)
2006 — RB LaDainian Tomlinson (AP, PFWA)

NFL DEFENSIVE PLAYER OF THE YEAR

1992 — LB Junior Seau (FD, FN, NEA)
1998 — LB Junior Seau (FD)

NFL COMEBACK PLAYER OF THE YEAR

2004 — QB Drew Brees (AP, FD)
2013 — QB Philip Rivers (AP, PFWA, SI)
2017 — WR Keenan Allen (AP, PFWA, PFT, SN)

NFL MOST UNDERRATED PLAYER OF THE YEAR

2003 — RB LaDainian Tomlinson (FD)

NFL MOST IMPROVED PLAYER

2004 — QB Drew Brees (PFWA, FD)

NFL ROOKIE OF THE YEAR

1974 — RB Don Woods (FN, NEA, PFW)
2005 — LB Shawne Merriman (SN)
2013 — WR Keenan Allen (SN)
2020 — QB Justin Herbert (PFWA)

NFL OFFENSIVE ROOKIE OF THE YEAR

1974 — RB Don Woods (AP, FD, FN, PFW)
2013 — WR Keenan Allen (PFWA, ESPN, SI)
2020 — QB Justin Herbert (AP, PFWA, PFT, PFJ, SI)

NFL DEFENSIVE ROOKIE OF THE YEAR

1986 — DE Leslie O'Neal (AP, FD, PFW)
2005 — LB Shawne Merriman (AP, PFWA, USA)
2016 — DE Joey Bosa (AP, PFWA, ESPN, PFT, PFJ, SI)
2018 — S Derwin James (PFF, SI)

NFL SPECIAL TEAMS ROOKIE OF THE YEAR

2018 — K Michael Badgley (PFT)

WALTER PAYTON NFL MAN OF THE YEAR

Known as 'NFL Man of the Year' prior to 1999
1971 — QB John Hadl
1983 — P/K Rolf Benirschke
1994 — LB Junior Seau
2006 — RB LaDainian Tomlinson

GEORGE HALAS AWARD FOR COURAGE

1980 — P/K Rolf Benirschke (PFWA)

BART STARR AWARD

For Athletes in Action — Year is year presented
1993 — CB Gill Byrd
2008 — RB LaDainian Tomlinson

GOOD GUY AWARD

Awarded by PFWA — Year is year presented
2007 — RB LaDainian Tomlinson

AFC COACH OF THE YEAR

1979 — Don Coryell (PFWA, KC)
1992 — Head Coach Bobby Ross (FN, KC, UPI)
2004 — Head Coach Marty Schottenheimer (KC)

AFC PLAYER OF THE YEAR

1979 — QB Dan Fouts (SN, UPI)
1982 — QB Dan Fouts (UPI)

AFC OFFENSIVE PLAYER OF THE YEAR

1979 — QB Dan Fouts (KC)
2006 — RB LaDainian Tomlinson (KC)

AFC DEFENSIVE PLAYER OF THE YEAR

1992 — LB Junior Seau (UPI)
1998 — LB Junior Seau (KC)

AFC ROOKIE OF THE YEAR

1974 — RB Don Woods (SN, UPI)
1986 — DE Leslie O'Neal (UPI)

ALL-AFL SELECTIONS

**second-team selection*
1960 — DT Dick Chorovich (UPI*)
 TE Howard Clark (AFL*)
 CB Dick Harris (AFL, AP)
 QB Jack Kemp (AFL, AP, UPI)
 RB Paul Lowe (AFL, AP, UPI)
 LB Paul Maguire (AFL*, UPI)
 T Ron Mix (AFL, AP, UPI)
 DE Ron Nery (UPI*)
 T Ernie Wright (AFL*, UPI*)
 DT Volney Peters (AFL)

1961 — LB Chuck Allen (AFL)
 DE Earl Faison (AFL, AP, SN, UPI)
 CB Claude Gibson (UPI)
 CB Dick Harris (AFL, AP, SN, UPI)
 DT Bill Hudson (UPI*)
 QB Jack Kemp (AFL*, UPI*)
 TE Dave Kocourek (AFL*, UPI*)
 DT Ernie Ladd (AFL*, AP, SN, UPI)
 RB Paul Lowe (AFL*, UPI*)
 S Charlie McNeil (AFL, AP, SN, UPI)
 T Ron Mix (AFL, AP, UPI)
 DE Ron Nery (AP, SN, UPI*)
 C Don Rogers (UPI*)
1962 — LB Chuck Allen (AP*)
 DE Earl Faison (UPI*)
 CB Dick Harris (AP*, UPI*)
 TE Dave Kocourek (AFL, AP*, UPI)
 T Ron Mix* (AFL, AP, UPI)

**Selected as guard for all teams*
1963 — FL Lance Alworth (AFL*, NEA*, UPI)
**Unanimous selection*
 S George Blair (AFL*, UPI*)
 DE Earl Faison (AFL, AP, NEA*, UPI)
 CB Dick Harris (AP*)
 LB Emil Kars (NEA**)
**Selected as outside linebacker*
 TE Dave Kocourek (AFL*, NEA, UPI*)
 DT Ernie Ladd (NEA*)
 RB Keith Lincoln (AFL*, AP, NEA, UPI)
**Selected as fullback*
 RB Paul Lowe (AFL*, NEA*, UPI)
 T Ron Mix (AFL, AP, NEA*, UPI)
**Unanimous selection*
 C Don Rogers (AP*, NEA*)
 QB Tobin Rote (AFL, AP, NEA, UPI)
 CB Dick Westmoreland (AFL, NEA, UPI*)
 LB Chuck Allen (UPI*)

**Selected as outside linebacker*
1964 — LB Frank Buncom (AP*, NEA**, UPI**)
 FL Lance Alworth (AFL, AP, NEA, UPI)
 DE Earl Faison (AFL, AP, NEA, UPI)
 TE Dave Kocourek (AP*, NEA*, UPI*)
 DT Ernie Ladd (AP, NEA, UPI)
 RB Keith Lincoln (AFL, AP, NEA, UPI)
 T Ron Mix (AFL, AP, NEA, UPI)
 CB Dick Westmoreland (AFL, NEA, UPI*)
1965 — FL Lance Alworth (AFL, AP*, NEA*, UPI*)
**Unanimous selection*
 LB Frank Buncom (AP**, NEA**)
**Selected as outside linebacker*
 CB Leslie "Speedy" Duncan (AP*, NEA)

1966 — FL Lance Alworth (AFL, AP, NEA, UPI)
 CB Leslie "Speedy" Duncan (AP*, UPI)
 S Kenny Graham (AP, NEA, UPI)
 QB John Hadl (UPI*)
 T Ron Mix (AP, NEA, UPI)
1967 — FL Lance Alworth (AP, FN, NEA, SN, UPI)
 LB Frank Buncom (UPI*)
**Selected as outside linebacker*
 CB Leslie "Speedy" Duncan (AP*, NEA*, SN*)
 TE Willie Frazier (FN, NEA*, SN)
 S Kenny Graham (NEA*, SN, UPI*)
 T Ron Mix (AP, NEA, SN*, UPI)
 RB Dickie Post (NEA*)
 G Walt Sweeney (AP, NEA, SN*, UPI)

1968 — FL Lance Alworth (AP, FN, NEA, PFW, SN, UPI)
 WR Gary Garrison (FN*, SN*)
 S Kenny Graham (AP*, FN, NEA*, SN, UPI*)
 QB John Hadl (SN*)
 TE Jacques MacKinnon (FN*, NEA*, SN*)
 T Ron Mix (AP, FN, NEA, PFW, SN, UPI)
 RB Dickie Post (AP*, NEA*, SN*, UPI*)
 G Walt Sweeney (AP, FN, NEA, PFW, SN, UPI)

COMMUNITY

FRONT OFFICE

VETERANS

DRAFT PICKS & FREE AGENTS

2020 IN REVIEW

NFL HONORS

GENERAL INFORMATION

1969 — FL Lance Alworth*
(AP*, NEA, PFWS, SN, UPI)
*Selected as wide receiver for all teams
LB Pete Barnes (AP**)
*Selected as outside linebacker
DE Steve DeLong (NEA*)
S Kenny Graham (AP*, PFW*, SN*, UPI*)
K Dennis Partee (SN*)
*Selected as punter
RB Dickie Post (AP*, PFW*, SN*, UPI*)
G Walt Sweeney (AP*, NEA, PFWS, UPI)

ALL-PRO SELECTIONS (1967-69)

Selected from NFL and AFL teams

1967 — FL Lance Alworth (NEA)
T Ron Mix (NEA)
1968 — FL Lance Alworth (PFWA, PFWS)
T Ron Mix (PFWA*, PFWS)
G Walt Sweeney (PFWS)
1969 — FL Lance Alworth*
(HOF, PFWA, NEA, PFWS)
*Selected as wide receiver for all teams
G Walt Sweeney (NEA, PFWS)

ALL-NFL FIRST-TEAM SELECTIONS

1970 — G Walt Sweeney (FN, NEA)
1977 — DT Louie Kelcher (NEA)
1978 — DT Louie Kelcher
(AP, PFWA, CFPN, NEA, PFWS)
T Russ Washington (NEA)
1979 — QB Dan Fouts
(AP, PFWA, CFPN, NEA, PFWS)
WR John Jefferson
(AP, PFWA, CFPN, FD, NEA, PFWS)
DT Wilbur Young (SI)

1980 — DE Fred Dean (AP, CFPN, FD, PFWS)
WR John Jefferson (AP, PFWA,
CFPN, FD, PFWS, NEA, SI, SN*)
*Unanimous selection
DT Gary Johnson
(AP, PFWA, FD, NEA, PFWS, SN)
WR Charlie Joiner (AP)
DT Louie Kelcher (SI)
TE Kellen Winslow (AP, PFWA,
CFPN, FD, PFWS, NEA, SI, SN)

1981 — DT Gary Johnson (AP, PFWA, CFPN)
G Doug Wilkerson (SI)
TE Kellen Winslow (AP, PFWA,
CFPN, NEA, PFW*, SI, SN)
*Unanimous selection
1982 — WR Wes Chandler (AP, PFWA,
CFPN, FD, NEA, PFWS, SI)
QB Dan Fouts
(AP, PFWA, CFPN, NEA, PFWS, SI)
S Tim Fox (SI*)
*Selected as free safety
G Doug Wilkerson
(AP, PFWA, FD, NEA, PFWS, SI)
TE Kellen Winslow (AP, PFWA,
CFPN, FD, NEA, PFWS, SI)

1983 — G Ed White (SI)
1985 — QB Dan Fouts (NEA, SI, USA)
RB Lionel James (CFPN*)
*Selected as returner
1986 — RB Gary Anderson (SI*)
*Selected as running back/wide receiver
1989 — CB Gill Byrd (SI, SN)
DE Leslie O'Neal (SI*)
*Selected as outside linebacker

DE Lee Williams (SN)
RB Marion Butts (FD)
CB Gill Byrd (FD)
1990 — LB Junior Seau (NEA, USA)**
1991 — LB Junior Seau (NEA, USA)**
1992 — RB Ronnie Harmon (SI*, USA)**
*Selected as receiver back
**Selected as third-down specialist
LB Junior Seau (AP, PFWA, CFPN,
FD, NEA, SN, USA)
1993 — DE Leslie O'Neal (SI)
LB Junior Seau
(AP, PFWA, FD, SI*, SN)
*Selected as combination ILB/OLB

1994 — K John Carney (AP, CFPN, SN, USA)
DE Leslie O'Neal (FD)
TE Alfred Pupu (SI*)
*Selected as fullback/u-back
LB Junior Seau
(AP, PFWA, CFPN, FD, SN)

1995 — P Darren Bennett
(AP, PFWA, CFPN, FD, SN)
CB Dwayne Harper (SI)
LB Junior Seau (PFWA, FD, SN, USA)

1996 — LB Junior Seau (AP, SN)
1997 — WR/KR Eric Metcalf (AP*, CFPN**, FD*)
*Selected as returner
**Selected as punt returner
1998 — S Rodney Harrison
(AP, PFWA, FD, SI*, SN)
*Selected as strong safety
LB Junior Seau (AP, PFWA, FD, SN)

1999 — P Darren Bennett (SI)
LB Junior Seau (SI)
2000 — P Darren Bennett (PFWA, FD, SI)
LB Junior Seau (AP, PFWA, FD, SI, SN)
2001 — S Rodney Harrison (SN)
RB/KR Ronney Jenkins (CFPN*)
*Selected as kick returner

2002 — LB Donnie Edwards (FD, SI)
2003 — RB LaDainian Tomlinson (SI)
2004 — LB Donnie Edwards (CFPN, FD, SI)
G Toniu Fonoti (SI)
TE Antonio Gates
(AP, PFWA, ESPN, FD, SI, SN)
P Mike Scifres (SI)
RB LaDainian Tomlinson (AP, CFPN)
DT Jamal Williams (ESPN)

2005 — TE Antonio Gates
(AP*, PFWA, ESPN, SI, SN)
*Unanimous selection
G Mike Goff (SI)
LB Shawne Merriman (SI*, SN)
*Selected as outside linebacker
RB LaDainian Tomlinson (SN)
DT Jamal Williams (AP, ESPN, SI, SN)

2006 — G Kris Dielman (ESPN)
TE Antonio Gates
(AP, PFWA, ESPN, SI, SN, USA)
G Mike Goff (SI)
LB Shawne Merriman
(AP, PFWA, ESPN, SI, SN, USA)
FB Lorenzo Neal (AP, ESPN, USA)
RB LaDainian Tomlinson
(AP*, PFWA, ESPN, SI, SN, USA)
*Unanimous selection
DT Jamal Williams
(AP, PFWA, SN, USA*)
*Selected as nose tackle

2007 — CB Antonio Cromartie (AP, PFWA, USA)
LB Shawne Merriman (USA)
FB Lorenzo Neal (AP)
WR Kassim Osgood (PFWA*)
*Selected as special teamer
RB LaDainian Tomlinson
(AP*, PFWA, SN, USA)
*Unanimous selection

2009 — TE Antonio Gates (SI)
WR Vincent Jackson (PFF, SI)
K Nate Kaeding (AP, PFWA)
WR Kassim Osgood (PFWA*)
*Selected as special teamer
2011 — S Eric Weddle
(AP, PFWA, PFF*, PFJ*, SI*, SN)
*Selected as free safety
2012 — S Eric Weddle (PFWA, ESPN, PFF*)
*Selected as strong safety

2013 — S Eric Weddle (SI)
RB Danny Woodhead (PFJ*)
*Selected as third-down back
2014 — S Eric Weddle
(AP, PFWA, ESPN, PFF, SN)
OLB Tourek Williams (PFF*)
*Selected as special teamer
2015 — RB Danny Woodhead (PFJ*)
*Selected as third-down back

2017 — CB Casey Hayward (PFF, PFJ)
2018 — S Derwin James (AP, PFWA, PFJ)
CB Desmond King II (AP*, PFF**)
*Selected as defensive back
**Selected as flex defensive player
S Adrian Phillips (AP*, PFWA*)
*Selected as special teamer

2019 — DE Joey Bosa (SN)
2020 — DE Joey Bosa (SN)

ALL-NFL SECOND-TEAM SELECTIONS

1971 — G Walt Sweeney (NEA)
1972 — DE Deacon Jones (NEA)
G Walt Sweeney (FN)
1974 — G Walt Sweeney (NEA)
1976 — WR Charlie Joiner (NEA)
1977 — DT Louie Kelcher (AP)
1978 — WR John Jefferson (AP, NEA)
1979 — T Russ Washington (AP, NEA)
G Ed White (AP)
G Doug Wilkerson (NEA)

1980 — P/K Rolf Benirschke (AP*)
*Selected as kicker only
QB Dan Fouts (AP)
DT Louie Kelcher (AP)
G Doug Wilkerson (NEA)
1981 — DT Louie Kelcher (AP)
1982 — P/K Rolf Benirschke (FD*)
*Selected as kicker only
QB Dan Fouts (FD)
S Tim Fox (AP*)

*Selected as free safety
DT Gary Johnson (AP)
T Russ Washington (AP)
1983 — TE Kellen Winslow (CFPN)
1985 — WR Wes Chandler (CFPN)
QB Dan Fouts (AP, CFPN, FD)
1987 — T Jim Lachey (AP, FD)
P/K Ralf Mojsiejenko (AP*, FD*, NEA*)
*Selected as punter only

TE Kellen Winslow (AP, FD)
1989 — WR Anthony Miller (CFPN*)
*Selected as kick returner
DE Leslie O'Neal (CFPN)
LB Billy Ray Smith (NEA)
DE Lee Williams (AP, CFPN)
RB Marion Butts (AP, CFPN, NEA)
CB Gill Byrd (NEA)
K John Carney (NEA)
DE Leslie O'Neal (NEA*)
*Selected as outside linebacker

1991 — LB Junior Seau (CFPN)
1992 — CB Gill Byrd (AP, CFPN)
WR Anthony Miller (CFPN)
DE Leslie O'Neal (CFPN, NEA)
G David Richards (NEA)
1993 — LB Junior Seau (CFPN)
1994 — K John Carney (FD)
DE Leslie O'Neal (AP, CFPN)
CB Dwayne Harper (FD)
LB Junior Seau (AP, CFPN)

1996 — P Darren Bennett (AP)
WR Tony Martin (AP, FD)
LB Junior Seau (FD)
WR Tom Martin (AP, FD)
*Selected as kick returner
1997 — LB Junior Seau (AP)
1999 — LB Junior Seau (AP, CFPN)
2001 — RB/KR Ronney Jenkins (FD*)
*Selected as kick returner

DE Marcellus Lewis (AP, CFPN)
2002 — LB Donnie Edwards (AP, FD)
RB LaDainian Tomlinson (AP, FD)
2003 — RB LaDainian Tomlinson (AP, FD)
2004 — QB Drew Brees (CFPN, FD, PFWS)
LB Ronnie Edwards (AP)
TE Antonio Gates (CFPN)
G Mike Goff (FD)
DT Jamal Williams (AP, FD)
FB Lorenzo Neal (AP)
RB LaDainian Tomlinson (AP)

2006 — K Nate Kaeding (AP)
2007 — LB Shawne Merriman (AP)
2008 — G Kris Dielman (AP)
2009 — TE Antonio Gates (AP)
K Nate Kaeding (SN)
2010 — DT Antonio Garay (PFF)
TE Antonio Gates (AP)
S Eric Weddle (AP, PFF)
2012 — S Eric Weddle (AP)
2013 — QB Philip Rivers (PFF)
S Eric Weddle (AP, PFJ**)

*Selected as free safety
2016 — CB Casey Hayward (AP, PFF, PFJ)
2017 — WR Keenan Allen (PFF, PFJ)
TE Hunter Henry (PFF)
CB Casey Hayward (AP)
CB Desmond King (PFJ*)
*Selected as fifth defensive back

2018 — WR Keenan Allen (PFF)
S Derwin James (AP*, PFF, PFJ)
*Selected as defensive back
CB Desmond King II (AP*, PFJ**)
*Selected as fifth defensive back
2019 — DE Joey Bosa (PFF*, PFJ*)
*Selected as edge
**Selected as 40 edge

RB Austin Ekeler (PFF*)
*Selected as flex offensive player
CB Casey Hayward Jr. (PFF)

ALL-AFC SELECTIONS

**second-team selection*

- 1970** — WR Gary Garrison (UPI)
G Walt Sweeney (AP, PF, FW, UPI)
WR Gary Garrison (UPI)
- 1971** — G Walt Sweeney (AP, UPI)
WR Gary Garrison (UPI)
- 1972** — DE Deacon Jones (UPI)
- 1973** — G Walt Sweeney (SN, UPI)
- 1974** — T Russ Washington (AP, SN, UPI)
- 1976** — WR Charlie Joiner (UPI)
- 1977** — DT Louie Kelcher (PF, SN, UPI)
T Russ Washington (UPI)
- 1978** — WR John Jefferson (UPI)
DT Louie Kelcher (PF, SN, UPI)
DE Fred Dean (AP, PF, SN, UPI)
QB Dan Fouts (AP, PF, SN, UPI)
WR John Jefferson (AP, PF, SN, UPI)
T Russ Washington (UPI)
G Ed White (UPI)
DT Wilbur Young (UPI)
- 1980** — Fred Dean (PF, UPI)
QB Dan Fouts (UPI)
WR John Jefferson (PF, UPI)
**Unanimous selection*
DT Gary Johnson (PF, UPI)
WR Charlie Joiner (UPI)
DT Louie Kelcher (PF, UPI)
LB Woodrow Lowe (UPI)
G Doug Wilkerson (UPI)
- 1981** — TE Kellen Winslow (PF, UPI)
RB James Brooks (CPFN, FD)
**Selected as returner*
QB Dan Fouts (CPFN, UPI)
DT Gary Johnson (PF, UPI)
DT Louie Kelcher (UPI)
RB Chuck Muncie (CPFN, PF, UPI)
G Doug Wilkerson (PF, UPI)
TE Kellen Winslow (CPFN, PF, UPI)
- 1982** — P/K Ralf Mojsiejewski (UPI)
WR Wes Chandler (UPI)
QB Dan Fouts (UPI)
RB Chuck Muncie (UPI)
G Doug Wilkerson (UPI)
TE Kellen Winslow (UPI)
- 1983** — RB Earnest Jackson (PF, UPI)
- 1984** — QB Dan Fouts (UPI)
- 1985** — RB Lionel James (FN, UPI)
**Selected as kick returner*
T Jim Lachey (UPI)
- 1986** — LB Billy Ray Smith (UPI)
**Selected as outside linebacker*
DE Lee Williams (UPI)
- 1987** — OLB Chip Banks (UPI)
RB Lionel James (PFW)
**Selected as punt returner*
T Jim Lachey (UPI)
P/K Ralf Mojsiejewski (FN, UPI)
**Selected as punter only*
LB Billy Ray Smith (UPI)
**Selected as outside linebacker*
TE Kellen Winslow (FN, UPI)
P/K Ralf Mojsiejewski (UPI)
**Selected as punter only*
- 1988** — DE Lee Williams (UPI)
- 1989** — WR Anthony Miller (PF, UPI)
DE Leslie O'Neal (FN, PF, UPI)
DE Lee Williams (PF, UPI)
- 1990** — RB Marion Butts (FN, PF, UPI)
CB Gill Byrd (FN)
WR Anthony Miller (UPI)
DE Leslie O'Neal (UPI)
**Selected as outside linebacker*
DE Lee Williams (UPI)
- 1991** — CB Gill Byrd (FN, PF)
WR Nate Lewis (PFW)
**Selected as returner*
LB Junior Seau (FN)
- 1992** — CB Gill Byrd (PF, FN, UPI)
WR Anthony Miller (PF, FN, UPI)
DE Leslie O'Neal (PF, FN, UPI)
LB Junior Seau (PF, FN, UPI)
- 1993** — WR Anthony Miller (PF, FN, UPI)
LB Junior Seau (PF, FN, UPI)
- 1994** — K John Carney (PF, FN, UPI)
WR/KR Andre Coleman (PF, FN)
**Selected as kick returner*
CB Darrien Gordon (PF, FN)
**Selected as punt returner*
C Courtney Hall (UPI)
RB Natrone Means (UPI)
DE Leslie O'Neal (PF, FN, UPI)
FS Stanley Richard (UPI)
LB Junior Seau (PF, FN, UPI)

- 1995** — P Darren Bennett (PF, FN, UPI)
WR/KR Andre Coleman (PF, FN)
**Selected as punt returner*
WR Tony Martin (UPI)
DE Leslie O'Neal (UPI)
LB Junior Seau (PF, FN, UPI)
- 1996** — CB Darrien Gordon (PF, FN, UPI)
**Selected as punt returner*
WR Tony Martin (PF, FN, UPI)
LB Junior Seau (FN, UPI)
- 1998** — S Rodney Harrison (PF, FN)
LB Junior Seau (PF, FN)
- 1999** — P Darren Bennett (FN)
- 2000** — P Darren Bennett (PF, FN)
LB Junior Seau (PF, FN)
- 2001** — S Rodney Harrison (PF, FN)
RB/KR Ronney Jenkins (FN)
**Selected as kick returner*
DE Marcellus Wiley (PF, FN)
- 2004** — TE Antonio Gates (PF, FN)
- 2005** — TE Antonio Gates (PF, FN)
S Hanik Milligan (PF, FN)
**Selected as special teamer*
DT Jamal Williams (PF, FN)
- 2006** — TE Antonio Gates (PF, FN)
K Nate Kaeding (PF, FN)
LB Shawne Merriman (PF, FN)
WR Kassim Osgood (PF, FN)
**Selected as special teamer*
RB LaDainian Tomlinson (PF, FN)
DT Jamal Williams (PF, FN)
- 2007** — CB Antonio Cromartie (PF, FN)
TE Antonio Gates (PF, FN)
WR Kassim Osgood (PF, FN)
**Selected as special teamer*
RB LaDainian Tomlinson (PF, FN)
- 2008** — G Kris Dielman (PF, FN)
- 2009** — K Nate Kaeding (PF, FN)
WR Kassim Osgood (PF, FN)
**Selected as special teamer*
- 2010** — G Kris Dielman (PF, FN)
TE Antonio Gates (PF, FN)
- 2011** — TE Antonio Gates (PF, FN)
WR Richard Goodman (PF, FN)
**Selected as kick returner*
WR Vincent Jackson (PF, FN)
S Eric Weddle (PF, FN)
**Selected as free safety*
- 2012** — RB Ronnie Brown (PF, FN)
**Selected as third-down back*
LB Shaun Phillips (PF, FN)
**Selected as outside linebacker*
S Eric Weddle (PF, FN)
**Selected as free safety*
- 2013** — RB Ryan Mathews (PF, FN)
QB Phillip Rivers (PF, FN)
P Mike Scifres (PF, FN)
S Eric Weddle (PF, FN)
**Selected as free safety*
RB Danny Woodhead (PF, FN)
**Selected as third-down back*
- 2014** — S Eric Weddle (PF, FN)
**Selected as free safety*
- 2015** — CB Jason Verrett (PF, FN)
**Selected as fifth defensive back*
RB Danny Woodhead (PF, FN)
**Selected as third-down back*
- 2016** — DE Joey Bosa (PF, FN)
CB Casey Hayward (PF, FN)
WR Keenan Allen (PF, FN)
DE Joey Bosa (PF, FN)
LB Nick Dzubnar (PF, FN)
**Selected as special teamer*
CB Casey Hayward (PF, FN)
CB Desmond King (PF, FN)
**Selected as fifth defensive back*
- 2018** — RB Austin Ekeler (PF, FN)
**Selected as third-down back*
RB Melvin Gordon III (PF, FN)
**Selected as flex running back*
S Derwin James (PF, FN, UPI)
CB Desmond King II (PF, FN)
**Selected as fifth defensive back*
S Adrian Phillips (PF, FN)
**Selected as special teamer*
WR Mike Williams (PF, FN)
**Selected as third wide receiver*
- 2019** — WR Keenan Allen (PF, FN, UPI)
DE Joey Bosa (PF, FN, UPI)
RB Austin Ekeler (PF, FN)
**Selected as third-down back*
FB Derek Watt (PF, FN)

- 2020** — WR Keenan Allen (PF, FN)
DE Joey Bosa (PF, FN)

ALL-ROOKIE SELECTIONS

**second-team selection*

- 1971** — WR Billy Parks (PF, UPI)
- 1972** — LB Pete Lazingich (FD)
- 1974** — RB Don Woods (PF, FN, NEA, UPI)
- 1975** — DT Gary Johnson (PF, FN, UPI)
Louie Kelcher (PF, FN)
- 1976** — G Don Macek (PF, FN, UPI)
- 1977** — C Bob Rush (PF, FN, UPI)
- 1978** — WR John Jefferson (PF, FN, UPI)
- 1981** — RB James Brooks (PF, FN)
**Selected as punt returner*
TE Eric Sievers (PF, UPI)
WR Wes Chandler (UPI)
TE Kellen Winslow (UPI)
- 1982** — S Andre Young (PF, FN)
- 1983** — LB Mike Green (PF, FN, NEA, PF, UPI)
CB Danny Walters (PF, FN, UPI)
RB Gary Anderson (PF, FN, UPI)
S Jeff Dale (UPI)
CB John Hendy (PF, FN)
T Jim Lachey (PF, FN, UPI)
- 1986** — DE Leslie O'Neal (PF, FN, UPI)
- 1988** — WR Anthony Miller (FD)
T David Richards (FD, UPI)
- 1989** — DE Bert Grossman (PF, FN, UPI)
C Courtney Hall (PF, FN, UPI)
P Hank Ilesic (FD)
C Frank Cornish (FD, FN)
T Leo Goegas (PF, FN, PF, UPI)
**Unanimous selection*
LB Junior Seau (FN, PF, UPI)
- 1991** — G Eric Moten (PF, FN, UPI)
FS Stanley Richard (PF, FN, UPI)
- 1992** — DE Chris Mims (PF, FN)
- 1993** — CB Darrien Gordon (PF, FN)
WR/KR Andre Coleman (PF, FN, UPI)
**Selected as kick returner*
- 1999** — TE Reggie Davis (FN)
S Jason Perry (PF, FN)
- 2001** — RB LaDainian Tomlinson (PF, FN, UPI)
- 2002** — C Jason Ball (PF, FN, UPI)
G Toniou Fonoti (FD)
LB Ben Leber (PF, FN, UPI)
CB Quentin Jammer (PF, FN)
K Nate Kaeding (PF, FN, UPI)
C Nick Hardwick (FD)
DE Igor Olshansky (FD)
T Shane Olivea (PF, FN, UPI)
DE Luis Castillo (PF, FN)
**Selected as defensive lineman*
LB Shawne Merriman (PF, FN)
- 2006** — T Marcus McNeill (PF, FN)
- 2007** — LB Brandon Siler (PF, FN)
**Selected as special teamer*
- 2009** — G Louis Vasquez (PF, FN, UPI)
- 2012** — DE Kendall Reyes (ESPN)
- 2013** — WR Keenan Allen (PF, FN, ESPN, PFF)
T D.J. Fluker (PF, FN, PFF)
- 2014** — RB Brandon Oliver (PF, FN)
- 2015** — K Josh Lamb (PF, FN, ESPN, PFF)
DE Joey Bosa (PF, FN, ESPN, PFF)
**Selected as defensive lineman*
LB Javatis Brown (PF, FN, ESPN, PFF)
**Selected as outside linebacker*
TE Hunter Henry (PF, FN, ESPN, PFF)
P Drew Kuster (ESPN, PFF)
FB Derek Watt (PF, FN)
- 2017** — G Dan Feeney (PF, FN, UPI)
CB Desmond King (PF, FN)
- 2018** — S Derwin James (PF, FN, PFF, PFF)
LB Druce Tranquill (PF, FN, PFF, PFF)
**Selected as special teamer*
- 2020** — QB Justin Herbert (PF, FN, PFF, PFF)
LB Kenneth Murray Jr. (PF, FN, PFF)
FB Gabe Nubers (PF, FN)

AFL ALL-STAR GAME

- Year is the year the game was played
player was initially selected as a starter
- 1962** — S George Blair, DE Earl Faison, CB Dick Harris, DT Bill Hudson*, LB Emil Karas*, QB Jack Kemp*, TE Dave Kocourek*, S Charlie McNeil*, T Ron Mix*, E Don Norton*, T Ernie Wright*

- 1963 – TE Reggie Carolan*, DE Earl Faison, LB Emil Karas*, TE Dave Kocourek*, DT Ernie Ladd*, RB Keith Lincoln, LB Paul Maguire, T Ron Mix*, E Don Norton, S Bob Zeman
- 1964 – LB Chuck Allen, FL Lance Alworth*, DE Earl Faison, LB Emil Karas*, DT Ernie Ladd*, RB Keith Lincoln*, RB Paul Lowe, T Ron Mix*, QB Tobin Rote*, T Ernie Wright
- 1965 – LB Chuck Allen*, FL Lance Alworth*, LB Frank Buncom*, DE Earl Faison, QB John Hadl, TE Dave Kocourek*, DT Ernie Ladd*, RB Keith Lincoln*, T Ron Mix*, G Walt Sweeney*
- 1966 – FL Lance Alworth, LB Frank Buncom, CB Leslie "Speedy" Duncan, DE Earl Faison, TE Willie Frazier, S Kenny Graham*, QB John Hadl*, DT Ernie Ladd*, RB Keith Lincoln, RB Paul Lowe*, T Ron Mix, G Walt Sweeney, T Ernie Wright
- 1967 – FL Lance Alworth*, CB Leslie "Speedy" Duncan, TE Willie Frazier, TE Jacques MacKinnon, T Ron Mix*, G Walt Sweeney, K Dick Van Raaphorst
- 1968 – FL Lance Alworth*, LB Frank Buncom*, CB Leslie "Speedy" Duncan*, TE Willie Frazier, S Kenny Graham*, Brad Hubbert, T Ron Mix*, RB Dickie Post, LB Rick Redman, G Walt Sweeney*
- 1969 – FL Lance Alworth*, WR Gary Garrison, S Kenny Graham*, QB John Hadl*, TE Jacques MacKinnon*, T Ron Mix*, G Walt Sweeney*
- 1970 – FL Lance Alworth*, DE Steve DeLong*, S Kenny Graham*, QB John Hadl, RB Dickie Post*, G Walt Sweeney*

AFL ALL-STAR OFFENSIVE MOST VALUABLE PLAYER

- 1963 – RB Keith Lincoln
- 1964 – RB Keith Lincoln
- 1969 – QB John Hadl

AFL ALL-STAR DEFENSIVE MOST VALUABLE PLAYER

- 1962 – DE Earl Faison
- 1965 – LB Frank Buncom
- 1967 – CB Leslie "Speedy" Duncan

PRO BOWL

- Year is the year the game was played*
**player was initially selected as a starter*
†player was selected as ST, KR, PR or RS
†player was initially selected, but did not play
- 1971 – WR Gary Garrison*, G Walt Sweeney*
 - 1972 – WR Gary Garrison, G Walt Sweeney*
 - 1973 – WR Gary Garrison, QB John Hadl, DE Deacon Jones*, G Walt Sweeney
 - 1975 – T Russ Washington*
 - 1976 – T Russ Washington
 - 1977 – WR Charlie Joiner
 - 1978 – DT Louie Kelcher, T Russ Washington
 - 1979 – WR John Jefferson, DT Louie Kelcher*, T Russ Washington*
 - 1980 – DE Fred Dean*, QB Dan Fouts*, WR John Jefferson*, WR Charlie Joiner, DT Gary Johnson, T Russ Washington*, G Ed White
 - 1981 – DE Fred Dean*, QB Dan Fouts, WR John Jefferson*, DT Gary Johnson*, WR Charlie Joiner, DT Louie Kelcher*, G Doug Wilkerson, TE Kellen Winslow*
 - 1982 – QB Dan Fouts, DT Gary Johnson*, RB Chuck Muncie, G Doug Wilkerson*, TE Kellen Winslow*
 - 1983 – K Rolf Benirschke*, WR Wes Chandler*, QB Dan Fouts*, DT Gary Johnson*, RB Chuck Muncie, G Doug Wilkerson*, T Kellen Winslow*
 - 1984 – WR Wes Chandler, QB Dan Fouts, TE Kellen Winslow
 - 1985 – RB Earnest Jackson
 - 1986 – QB Dan Fouts, WR Wes Chandler
 - 1987 – RB Gary Anderson**
 - 1988 – T Jim Lachey, P Ralf Mojsiejenko*, TE Kellen Winslow*
 - 1989 – DE Lee Williams*
 - 1990 – WR Anthony Miller, DE Leslie O'Neal, DE Lee Williams*
 - 1991 – RB Marion Butts*, WR Anthony Miller*, DE Leslie O'Neal*

- 1992 – RB Marion Butts, CB Gill Byrd*, LB Junior Seau*
- 1993 – CB Gill Byrd†, RB Ronnie Harmon, WR Anthony Miller*, DE Leslie O'Neal*, LB Junior Seau*
- 1994 – WR Anthony Miller, DE Leslie O'Neal, LB Junior Seau*
- 1995 – K John Carney*, RB Natrone Means*, DE Leslie O'Neal, LB Junior Seau*
- 1996 – P Darren Bennett*, DE Leslie O'Neal, LB Junior Seau*
- 1997 – WR Tony Martin*, LB Junior Seau*
- 1998 – WR/KR Eric Metcalf*, LB Junior Seau
- 1999 – S Rodney Harrison*, LB Junior Seau*
- 2000 – LB Junior Seau
- 2001 – P Darren Bennett*, LB Junior Seau*
- 2002 – S Rodney Harrison*, CB Ryan McNeil, LB Junior Seau, DE Marcellus Wiley*
- 2003 – LB Donnie Edwards, LB Junior Seau†, RB LaDainian Tomlinson
- 2005 – QB Drew Brees, TE Antonio Gates*, RB LaDainian Tomlinson
- 2006 – TE Antonio Gates*, LB Shawne Merriman*, S Hanik Milligan**, FB Lorenzo Neal*, RB LaDainian Tomlinson, DT Jamal Williams*
- 2007 – LS David Binn*, TE Antonio Gates*, C Nick Hardwick, K Nate Kaeding*, T Marcus McNeill, LB Shawne Merriman*, FB Lorenzo Neal*, WR Kassim Osgood**, QB Philip Rivers*, RB LaDainian Tomlinson*, DT Jamal Williams*
- 2008 – CB Antonio Cromartie, G Kris Dielman, TE Antonio Gates**, T Marcus McNeill, LB Shawne Merriman, FB Lorenzo Neal*, WR Kassim Osgood**, RB LaDainian Tomlinson**, DT Jamal Williams†
- 2009 – G Kris Dielman*, TE Antonio Gates†
- 2010 – TE Antonio Gates, G Kris Dielman, WR Vincent Jackson, K Nate Kaeding*, WR Kassim Osgood**, QB Philip Rivers†
- 2011 – G Kris Dielman, TE Antonio Gates**, QB Philip Rivers, LB Shaun Phillips
- 2012 – TE Antonio Gates, WR Vincent Jackson, RB Ryan Mathews, QB Philip Rivers, S Eric Weddle
- 2014 – QB Philip Rivers, S Eric Weddle*
- 2015 – S Darrell Stuckey*, S Eric Weddle*
- 2016 – CB Jason Verrett
- 2017 – RB Melvin Gordon, CB Casey Hayward, QB Philip Rivers
- 2018 – WR Keenan Allen, DE Joey Bosa†, CB Casey Hayward Jr., DE Melvin Ingram III, T Russell Okung, QB Philip Rivers†
- 2019 – WR Keenan Allen, RB Melvin Gordon III, DE Melvin Ingram III, S Derwin James Jr., S Adrian Phillips**, C Mike Pouncey, QB Philip Rivers†
- 2020 – WR Keenan Allen*, DE Joey Bosa*, DE Melvin Ingram III
- 2021** – WR Keenan Allen, DE Joey Bosa*

PRO BOWL PLAYER OF GAME

- 1981 – TE Kellen Winslow
- 1982 – QB Dan Fouts

MOST PRO BOWL SELECTIONS

- Year is the year the game was played*
**No. of Pro Bowls selected as ST, KR, PR, RS*
- 12 – LB Junior Seau (1992-2003)
 - 8 – TE Antonio Gates (2005-12)
 - 8 – QB Philip Rivers (2007, '10-12, '14, '17-19)
 - 6 – QB Dan Fouts (1980-84, '86)
 - 6 – DE Leslie O'Neal (1990-91, '93-96)
 - 5 – RB LaDainian Tomlinson (2003, '05-08)
 - 5 – T Russ Washington (1975-79, '78-80)
 - 5 – TE Kellen Winslow (1981-84, '88)
 - 4 – WR Keenan Allen (2018-21)
 - 4 – G Kris Dielman (2008-11)
 - 4 – DT Gary Johnson (1980-83)
 - 4 – WR Anthony Miller (1990-91, '93-94)

- 3 – DE Joey Bosa (2018, '20-21)
- 3 – WR Wes Chandler (1983-84, '86)
- 3 – WR Gary Garrison (1971-73)
- 3 – WR John Jefferson (1979-81)
- 3 – WR Charlie Joiner (1977, '80-81)
- 3 – DT Louie Kelcher (1978-79, '81)
- 3 – DE Melvin Ingram III (2018-20)
- 3 – LB Shawne Merriman (2006-08)
- 3 – FB Lorenzo Neal (2006-08)
- 3 – WR Kassim Osgood (2007-08, '10)**
- 3 – G Walt Sweeney (1971-73)
- 3 – S Eric Weddle (2012, '14-15)
- 3 – G Doug Wilkerson (1981-83)
- 3 – DT Jamal Williams (2006-08)
- 2 – P Darren Bennett (1996, 2001)
- 2 – RB Marion Butts (1991-92)
- 2 – CB Gill Byrd (1992-93)
- 2 – DE Fred Dean (1980-81)
- 2 – RB Melvin Gordon III (2017, '19)
- 2 – S Rodney Harrison (1999, 2002)
- 2 – CB Casey Hayward Jr. (2017-18)
- 2 – WR Vincent Jackson (2010, '12)
- 2 – K Nate Kaeding (2007, '10)
- 2 – T Marcus McNeill (2007-08)
- 2 – RB Chuck Muncie (1981-83)
- 2 – DE Lee Williams (1989-90)
- 1 – RB Gary Anderson (1987*)
- 1 – K Rolf Benirschke (1983)
- 1 – LS David Binn (2007)
- 1 – QB Drew Brees (2005)
- 1 – G John Ryan (1995)
- 1 – CB Antonio Cromartie (2008)
- 1 – LB Donnie Edwards (2003)
- 1 – QB John Hadl (1973)
- 1 – C Nick Hardwick (2007)
- 1 – RB Ronnie Harmon (1993)
- 1 – RB Earnest Jackson (1985)
- 1 – S Derwin James Jr. (2019)
- 1 – DE Deacon Jones (1973)
- 1 – T Jim Lachey (1988)
- 1 – WR Tony Martin (1997)
- 1 – RB Ryan Mathews (2012)
- 1 – CB Ryan McNeil (2002)
- 1 – RB Natrone Means (1995)
- 1 – WR/KR Eric Metcalf (1998*)
- 1 – S Hanik Milligan (2006*)
- 1 – P/Ralf Mojsiejenko (1988)
- 1 – T Russell Okung (2018)
- 1 – Adrian Phillips (2019*)
- 1 – LB Shaun Phillips (2011)
- 1 – C Mike Pouncey (2019)
- 1 – S Darrell Stuckey (2015*)
- 1 – CB Jason Verrett (2016)
- 1 – G Ed White (1980)
- 1 – DE Marcellus Wiley (2002)

MOST PRO BOWLS PLAYED

- 11 – LB Junior Seau
- 6 – QB Dan Fouts
- 6 – DE Leslie O'Neal
- 5 – TE Antonio Gates
- 5 – T Russ Washington
- 5 – TE Kellen Winslow
- 4 – G Kris Dielman
- 4 – DT Gary Johnson
- 4 – WR Anthony Miller
- 4 – QB Philip Rivers
- 4 – RB LaDainian Tomlinson
- 3 – WR Keenan Allen
- 3 – WR Wes Chandler
- 3 – DE Melvin Ingram III
- 3 – WR John Jefferson
- 3 – WR Charlie Joiner
- 3 – DT Louie Kelcher
- 3 – LB Shawne Merriman
- 3 – FB Lorenzo Neal
- 3 – WR Kassim Osgood
- 3 – G Walt Sweeney
- 3 – S Eric Weddle
- 3 – G Doug Wilkerson
- 2 – P Darren Bennett
- 2 – DE Fred Dean
- 2 – WR Gary Garrison
- 2 – S Rodney Harrison
- 2 – CB Casey Hayward Jr.
- 2 – WR Vincent Jackson
- 2 – T Marcus McNeill
- 2 – RB Chuck Muncie
- 2 – DT Jamal Williams
- 2 – DE Lee Williams

- 1 — RB Gary Anderson
K Rolf Benirschke
LS David Binn
QB Drew Brees
RB Marion Butts
CB Gill Byrd
K John Carney
CB Antonio Cromartie
LB Donnie Edwards
RB Melvin Gordon III
QB John Hadl
C Nick Hardwick
RB Ronnie Harmon
RB Earnest Jackson
S Derwin James Jr.
DE Deacon Jones
K Nate Kaeding
T Jim Lachey
WR Tony Martin
RB Ryan Mathews
CB Ryan McNeil
RB Natrone Means
WR/KR Eric Metcalf
S Hanik Mojiljan
P/K Ralf Molsiejewko
T Russell Okung
S Adrian Phillips
LB Shaun Phillips
C Mike Pouncey
S Darrell Stuckey
CB Jason Verrett
G Ed White
DE Marcellus Wiley
- 0* — DE Joey Bosa
*Selected to at least one Pro Bowl,
but has not participated in any

AFC OFFENSIVE PLAYER OF WEEK

- 1984 — QB Dan Fouts (Week 6)
1985 — RB/KR Lionel James (Week 3)
QB Dan Fouts (Week 9)
RB/KR Lionel James (Week 10)
1986 — WR Charlie Joiner (Week 5)
1987 — QB Dan Fouts (Week 8)
1988 — RB Gary Anderson (Week 11)
1990 — RB Marion Butts (Week 13)
1991 — RB/TE Rod Bernstein (Week 16)
1992 — RB/TE Rod Bernstein (Week 7)
QB Stan Humphries (Week 8)
1994 — RB Natrone Means (Week 6)
QB Stan Humphries (Week 16)
1995 — WR Tony Martin (Week 16)
1996 — QB Stan Humphries (Week 4)
1997 — WR Tony Martin (Week 5)
RB Gary Brown (Week 6)
2002 — RB LaDainian Tomlinson (Week 4)
RB LaDainian Tomlinson (Week 13)
2003 — RB LaDainian Tomlinson (Week 7)
QB Doug Flutie (Week 10)
2004 — QB Drew Brees (Week 8)
2005 — QB Drew Brees (Week 4)
RB LaDainian Tomlinson (Week 3)
RB LaDainian Tomlinson (Week 6)
RB LaDainian Tomlinson (Week 12)
2006 — QB Philip Rivers (Week 6)
RB LaDainian Tomlinson (Week 9)
RB LaDainian Tomlinson (Week 11)
RB LaDainian Tomlinson (Week 14)
RB LaDainian Tomlinson (Week 15)
2007 — QB Philip Rivers (Week 5)
2008 — QB Philip Rivers (Week 14)
2013 — QB Philip Rivers (Weeks 2, 4)
2014 — TE Antonio Gates (Week 2)
QB Philip Rivers (Week 16)
2016 — RB Melvin Gordon (Week 9)
2017 — RB Melvin Gordon (Week 5)
QB Philip Rivers (Week 12)
QB Philip Rivers (Week 17)
2018 — QB Philip Rivers (Week 12)
WR Mike Williams (Week 15)

AFC DEFENSIVE PLAYER OF WEEK

- 1986 — LB Billy Ray Smith (Week 1)
S Jeff Dale (Week 10)
1988 — CB Gill Byrd (Week 15)
1989 — CB Gill Byrd (Week 3)
DE Leslie O'Neal (Weeks 9, 16)
1990 — CB Gill Byrd (Week 8)
1991 — LB Billy Ray Smith (Week 12)
1993 — LB Junior Seau (Week 3)
CB Donald Frank (Week 9)
1994 — LB Junior Seau (Week 1)
1995 — S Rodney Harrison (Week 2)
DE Leslie O'Neal (Week 8)

- 1996 — LB Junior Seau (Week 5)
LB Junior Seau (Week 10)
1998 — DT Norman Hand (Week 7)
1999 — S Rodney Harrison (Week 5)
2002 — DE Marcellus Wiley (Week 3)
2004 — CB Drayton Florence (Week 13)
LB Donnie Edwards (Week 14)
2005 — LB Shawne Merriman (Week 15)
2006 — DT Jamal Williams (Week 4)
LB Shawne Merriman (Week 16)
2007 — CB Antonio Cromartie (Week 10)
LB Shawne Merriman (Week 13)
LB Jyles Tucker (Week 17)
2008 — CB Antonio Cromartie (Week 3)
2010 — LB Shaun Phillips (Week 4)
2011 — OLB Antwan Barnes (Week 15)
2012 — ILB Donald Butler (Week 4)
2014 — DT Corey Liuget (Week 3)
2016 — LB Denzel Perryman (Week 7)
2018 — DB Desmond King II (Week 9)
2019 — DE Joey Bosa (Week 8)
2020 — CB Casey Hayward Jr. (Week 1)

AFC SPECIAL TEAMS PLAYER OF WEEK

- 1993 — K John Carney (Weeks 1, 3)
1994 — K John Carney (Week 4)
CB Darrien Gordon (Week 13)
WR/KR Andre Coleman (Week 17)
1995 — WR/KR Andre Coleman (Week 3)
1996 — K John Carney (Week 1)
K John Carney (Week 5)
1997 — WR/KR Eric Metcalf (Week 10)
1998 — K John Carney (Week 1)
1999 — K John Carney (Week 14)
2000 — RB/KR Ronney Jenkins (Week 2)
K John Carney (Week 13)
2001 — WR Tim Dwight (Week 1)
K Wade Richey (Week 2)
2007 — P Mike Scifres (Week 8)
CB Antonio Cromartie (Week 9)
RB/KR Darren Sproles (Week 10)
2009 — K Nate Kaeding (Week 17)
2011 — WR Richard Goodman (Week 17)
2012 — WR/KR Micheal Spurlock (Week 16)
2013 — K Nick Novak (Week 6)
K Nick Novak (Week 16)
2014 — K Nick Novak (Week 4)
P Mike Scifres (Week 11)
2016 — P Drew Kasar (Week 6)
2017 — WR/PR Travis Benjamin (Week 7)
2018 — CB Desmond King II (Week 13)
K Michael Badgley (Week 14)
2019 — P Ty Long (Week 1)

AFC OFFENSIVE PLAYER OF MONTH

- 1989 — WR Anthony Miller (November)
1992 — QB Stan Humphries (October)
1994 — QB Stan Humphries (September)
RB Natrone Means (October)
1995 — WR Tony Martin (December)
2006 — RB LaDainian Tomlinson (November)
2008 — QB Philip Rivers (December)
2009 — QB Philip Rivers (December)
2010 — QB Philip Rivers (October)
2014 — QB Philip Rivers (September)

AFC DEFENSIVE PLAYER OF MONTH

- 1992 — DE Chris Mims (November)
DE Leslie O'Neal (December)
2001 — CB Ryan McNeil (September)
2002 — LB Junior Seau (September)
2007 — CB Antonio Cromartie (December)
2017 — DE Melvin Ingram (September)
CB Casey Hayward (November)

AFC SPECIAL TEAMS PLAYER OF MONTH

- 1993 — K John Carney (September)
1994 — K John Carney (October)
WR/KR Andre Coleman (December)
1995 — WR/KR Andre Coleman (September)
1996 — K John Carney (September)
1997 — K Greg Davis (October)
WR/KR Eric Metcalf (November)
2001 — RB/KR Ronney Jenkins (October)
2008 — RB/KR Darren Sproles (September)

NFL OFFENSIVE ROOKIE OF MONTH

- 2001 — RB LaDainian Tomlinson (September)
2006 — T Marcus McNeill (September)
2020 — QB Justin Herbert (October)
QB Justin Herbert (November)

NFL DEFENSIVE ROOKIE OF MONTH

- 1997 — Paul Bradford (November)
2016 — DE Joey Bosa (October)
DE Joey Bosa (December)

FEDEX GROUND NFL PLAYER OF YEAR

- 2006 — RB LaDainian Tomlinson

FEDEX AIR NFL PLAYER OF WEEK

- 2003 — QB Doug Flutie (Week 10)
2004 — QB Drew Brees (Week 8)
QB Drew Brees (Week 9)
QB Drew Brees (Week 11)
2005 — QB Philip Rivers (Week 6)
2006 — QB Philip Rivers (Week 5)
2008 — QB Philip Rivers (Week 3)
QB Philip Rivers (Week 6)
2013 — QB Philip Rivers (Week 12)
2014 — QB Philip Rivers (Week 2)
QB Philip Rivers (Week 4)
QB Philip Rivers (Week 16)
2015 — QB Philip Rivers (Week 1)
QB Philip Rivers (Week 4)
QB Philip Rivers (Week 6)
QB Philip Rivers (Week 2)
2017 — QB Philip Rivers (Week 12)
QB Philip Rivers (Week 17)
2018 — QB Philip Rivers (Week 13)
QB Philip Rivers (Week 15)
2020 — QB Justin Herbert (Week 11)

FEDEX GROUND NFL PLAYER OF WEEK

- 2003 — RB LaDainian Tomlinson (Week 10)
2004 — RB LaDainian Tomlinson (Week 14)
2005 — RB LaDainian Tomlinson (Week 3)
RB LaDainian Tomlinson (Week 4)
RB LaDainian Tomlinson (Week 6)
RB LaDainian Tomlinson (Week 9)
RB LaDainian Tomlinson (Week 12)
2006 — RB LaDainian Tomlinson (Week 1)
RB LaDainian Tomlinson (Week 6)
RB LaDainian Tomlinson (Week 9)
RB LaDainian Tomlinson (Week 10)
RB LaDainian Tomlinson (Week 11)
RB LaDainian Tomlinson (Week 13)
RB LaDainian Tomlinson (Week 14)
RB LaDainian Tomlinson (Week 15)
2007 — RB Michael Turner (Week 5)
RB LaDainian Tomlinson (Week 13)
2008 — RB LaDainian Tomlinson (Week 16)

PEPSI NEXT NFL ROOKIE OF YEAR

- 2013 — WR Keenan Allen

PEPSI ZERO SUGAR NFL ROOKIE OF YEAR

- 2020 — QB Justin Herbert

DIET PEPSI NFL ROOKIE OF WEEK

- 2005 — LB Shawne Merriman (Week 11)

PEPSI NEXT NFL ROOKIE OF WEEK

- 2013 — WR Keenan Allen (Week 6)
T D.J. Fluker (Week 7)
WR Keenan Allen (Week 1)
WR Keenan Allen (Week 15)
WR Keenan Allen (Week 17)

PEPSI NFL ROOKIE OF WEEK

- 2014 — RB Branden Oliver (Week 5)
RB Branden Oliver (Week 6)
2016 — LB Jatavis Brown (Week 6)
DE Joey Bosa (Week 7)

PEPSI ZERO SUGAR NFL ROOKIE OF WEEK

- 2020 — QB Justin Herbert (Week 2)
QB Justin Herbert (Week 4)
QB Justin Herbert (Week 5)
QB Justin Herbert (Week 7)
QB Justin Herbert (Week 8)
QB Justin Herbert (Week 9)
QB Justin Herbert (Week 11)
QB Justin Herbert (Week 15)
QB Justin Herbert (Week 17)

NFLPA COMMUNITY MVP

- 2018 — RB Melvin Gordon III (Week 1)

CASTROL EDGE CLUTCH PERFORMER OF WEEK

- 2016 — RB Melvin Gordon (Week 9)
LB Denzel Perryman (Week 7)

GMC DEFENSIVE PLAYER OF WEEK

- 2007 — CB Antonio Cromartie (Week 10)

CHARGERS HONORS

CHARGERS RETIRED NUMBERS

By Uniform Number

- 14 – QB Dan Fouts (retired in 1988)
- 19 – FL Lance Alworth (retired in 2005)
- 21 – RB LaDainian Tomlinson (retired in 2015)
- 55 – LB Junior Seau (retired in 2012)

By Year Retired

- 1988 – QB Dan Fouts (No. 14)
- 2005 – FL Lance Alworth (No. 19)
- 2012 – LB Junior Seau (No. 55)
- 2015 – RB LaDainian Tomlinson (No. 21)

CHARGERS HALL OF FAME

Year is the year of induction

*Honorary Members (Inducted Posthumously)

- 1976 – LB Frank Buncom* (1962-67)
LB Emil Karas* (1960-64, '66)
QB/LB Bob Laraba,* (1960-61)
TE Jacques MacKinnon* (1961-69)
- 1977 – FL Lance Alworth (1962-70)
- 1978 – T Ron Mix (1960-69)
- 1979 – RB Paul Lowe (1960-68)
- 1980 – Majority Owner Barron Hilton (1960-66)
RB Keith Lincoln (1961-66, '68)
- 1981 – DT Ernie Ladd (1961-65)
G Walt Sweeney (1963-73)
- 1983 – QB John Hadl (1962-72)
- 1984 – LB Chuck Allen (1961-69)
- 1985 – WR Gary Garrison (1966-76)
Head Coach Sid Gillman (1960-69, '71)
- 1986 – DE Earl Faison (1961-66)
- 1993 – QB Dan Fouts (1973-87)
WR Charlie Joiner (1976-86)
- 1994 – Head Coach Don Coryell (1978-86)
- 1995 – CB Leslie "Speedy" Duncan (1964-70)
T Russ Washington (1968-82)
TE Kellen Winslow (1979-87)
- 1996 – Minority Owner George Pernicano (1961-2016)
- 1997 – K Rolf Benirschke (1977-86)
- 1998 – CB Gill Byrd (1983-92)
- 1999 – DL Gary "Big Hands" Johnson (1975-84)
- 2000 – G Doug Wilkerson (1971-84)
- 2001 – WR Wes Chandler (1981-87)
- 2002 – QB Stan Humphries (1992-97)
Head Coach Bobby Ross (1992-96)
- 2003 – DT Louie Kelcher (1975-83)
- 2004 – C/G Don Macek (1976-89)
G Ed White (1978-85)
- 2008 – DE Fred Dean (1975-81)
- 2011 – LB Junior Seau (1990-2002)
- 2012 – P Darren Bennett (1995-03)
- 2014 – DE Leslie O'Neal (1986, '88-95)
- 2015 – RB LaDainian Tomlinson (2001-09)
- 2018 – GM Bobby Beathard (1990-2000)

CAPTAINS

- 1961 – DT Bill Hudson, QB Jack Kemp.
- 1962 – LB Chuck Allen, TE Dave Kocourek.
- 1963 – LB Emil Karas, T Ron Mix.
- 1964 – DE Earl Faison, QB Tobin Rote.
- 1965 – LB Chuck Allen, QB John Hadl
- 1966 – LB Chuck Allen, QB John Hadl
- 1967 – LB Chuck Allen, LB Frank Buncom, C Sam Gruneisen, QB John Hadl.
- 1968 – LB Chuck Allen, LB Frank Buncom, C Sam Gruneisen, QB John Hadl.
- 1969 – LB Chuck Allen, QB John Hadl, T Ron Mix, LB Rick Redman.

- 1970 – C Sam Gruneisen, QB John Hadl, LB Rick Redman.
- 1971 – LB Pete Barnes, QB John Hadl, TE Pettis Norman, LB Rick Redman.
- 1972 – C Sam Gruneisen, QB John Hadl, DE Deacon Jones.
- 1973 – DE Deacon Jones, QB Johnny Unitas.
- 1974 – T Russ Washington, DE Coy Bacon, DT Dave Rowe.
- 1975 – S Chris Fletcher, T Russ Washington.
- 1976 – S Chris Fletcher, T Russ Washington.
- 1977 – QB James Harris, DT Louie Kelcher, LB Ray Preston.
- 1978 – DT Louie Kelcher, T Russ Washington.
- 1979 – DT Louie Kelcher, T Russ Washington.
- 1980 – LB Woodrow Lowe, DT Louie Kelcher, G Doug Wilkerson, G Ed White.
- 1981 – LB Woodrow Lowe, DT Louie Kelcher, G Doug Wilkerson, G Ed White.
- 1982 – RB Hank Bauer, LB Woodrow Lowe, G Doug Wilkerson, G Ed White.
- 1983 – LB Woodrow Lowe, LB Ray Preston, G Doug Wilkerson, G Ed White.
- 1984 – WR Charlie Joiner, LB Woodrow Lowe, LB Ray Preston, G Doug Wilkerson.
- 1985 – WR Charlie Joiner, LB Woodrow Lowe, LB Billy Ray Smith, G Ed White.
- 1986 – WR Charlie Joiner, LB Woodrow Lowe.
- 1987 – QB Dan Fouts, C Don Macek, LB Billy Ray Smith, DE Lee Williams.
- 1988 – LB Billy Ray Smith, C Don Macek, C/G Dennis McKnight, DE Lee Williams.
- 1989 – WR Anthony Miller, DE Leslie O'Neal, LB Billy Ray Smith, DE Lee Williams.
- 1990 – S Martin Bayless, LB Richard Brown, T Broderick Thompson.
- 1991 – Alternated each game.
- 1992 – Alternated each game.
- 1993 – Alternated each game.
- 1994 – T Stan Brock, C Courtney Hall, DE Leslie O'Neal, LB Junior Seau.
- 1995 – T Stan Brock, C Courtney Hall, DE Leslie O'Neal, LB Junior Seau.
- 1996 – WR Tony Martin, G/T Eric Moten, S Kevin Ross, LB Junior Seau.
- 1997 – Alternated each game.
- 1998 – Alternated each game.
- 1999 – Alternated each game.
- 2000 – Alternated each game.
- 2001 – Alternated each game.
- 2002 – Alternated each game.
- 2003 – QB Drew Brees, LB Donnie Edwards, LB Carlos Polk, RB LaDainian Tomlinson.
- 2004 – LB Donnie Edwards, LB Carlos Polk, RB LaDainian Tomlinson, DT Jamal Williams.
- 2005 – QB Drew Brees, LB Steve Foley, S Hanik Milligan, WR Kassim Osgood, RB LaDainian Tomlinson, DT Jamal Williams.
- 2006 – LB Randall Godfrey, WR Kassim Osgood, QB Philip Rivers, RB LaDainian Tomlinson.
- 2007 – LB Shawne Merriman, WR Kassim Osgood, QB Philip Rivers, RB LaDainian Tomlinson, DT Jamal Williams.
- 2008 – S Clinton Hart, WR Kassim Osgood, QB Philip Rivers, RB LaDainian Tomlinson, DT Jamal Williams.
- 2009 – LB Stephen Cooper, WR Kassim Osgood, QB Philip Rivers, RB LaDainian Tomlinson, DT Jamal Williams.
- 2010 – LS David Binn, LB Stephen Cooper, TE Antonio Gates, C Nick Hardwick, Quentin Jammer, QB Philip Rivers, RB/KR Darren Sproles.
- 2011 – C Nick Hardwick, FB Jacob Hester, QB Philip Rivers, LB Takeo Spikes, S Eric Weddle.
- 2012 – TE Antonio Gates, C Nick Hardwick, QB Philip Rivers, LB Takeo Spikes, S Darrell Stuckey, S Eric Weddle.
- 2013 – LB Donald Butler, C Nick Hardwick, QB Philip Rivers, S Darrell Stuckey, S Eric Weddle.
- 2014 – TE Antonio Gates, C Nick Hardwick, LB Jarrett Johnson, QB Philip Rivers, S Darrell Stuckey, S Eric Weddle. One additional team captain was named on select weeks by the coaching staff.
- 2015 – TE Antonio Gates, DT Corey Liuget, QB Philip Rivers, S Darrell Stuckey, S Eric Weddle. One additional team captain was named on select weeks by the coaching staff.
- 2016 – TE Antonio Gates, NT Brandon Mebane, QB Philip Rivers, S Darrell Stuckey, LB Manti Te'o. DE Melvin Ingram and DT Corey Liuget were selected as injury replacements for Te'o and Mebane. One additional team captain was named on select weeks by the coaching staff.
- 2017 – TE Antonio Gates, DE Melvin Ingram, NT Brandon Mebane, T Russell Okung, QB Philip Rivers. One additional team captain was named on select weeks by the coaching staff.
- 2018 – TE Antonio Gates, DE Melvin Ingram III, NT Brandon Mebane, T Russell Okung, QB Philip Rivers. One additional team captain was named on select weeks by the coaching staff.
- 2019 – LB Thomas Davis Sr., DE Melvin Ingram II, NT Brandon Mebane, C Mike Pouncey, QB Philip Rivers. One additional team captain was named on select weeks by the coaching staff.
- 2020 – CB Casey Hayward Jr., TE Hunter Henry, DE Melvin Ingram III, C Mike Pouncey, QB Tyrod Taylor. P Ty Long was selected as an injury replacement for Pouncey. One additional team captain was named on select weeks by the coaching staff.

COMMUNITY FRONT OFFICE VETERANS DRAFT PICKS & FREE AGENTS 2020 IN REVIEW CHARGERS HONORS GENERAL INFORMATION

CHRONOLOGY

1959

Aug. 14 — The first meeting about the new proposed football league is held in Chicago with representatives of six teams, including Los Angeles entry headed by Barron Hilton.

Aug. 22 — Second meeting of proposed football league is held in Dallas with the announcement that the league will be known as the "American Football League" (AFL).

Oct. 14 — Frank Leahy, former Notre Dame football coach, is named general manager of the Los Angeles team.

Oct. 28 — General Courtney of Hollywood wins a trip to Mexico City and Acapulco for his efforts in submitting the name "Chargers" into the name-the-team contest. The organization likes the name, Chargers, because "Charge" is what fans yell at USC games in the Coliseum.

1960

Jan. 7 — Sid Gillman signs three-year contract to serve as the team's first head coach.

March 20 — Chargers Owner Barron Hilton unveils the Chargers first uniforms at a cocktail party at his Santa Monica residence. The uniforms are blue and gold with a lightning bolt on the side of the helmets and trousers. Hilton chose the lightning bolts because he associates a "Charge" of lightning with a lightning bolt. He also likes the bolts that are on the helmets of the Air Force Academy football team but wants something slightly different. He has the "Charger Bolt" designed to be different and places them on the uniforms. QB Jack Kemp and T Ron Mix model the uniforms.

April 9-12 — A total of 207 candidates are reduced to three. The three candidates receive invites to training camp after a four-day tryout in Burbank, Calif.

July 1 — General Manager Frank Leahy resigns due to health issues.

July 8 — Chargers open their first training camp at Chapman College in Orange, Calif.

July 9 — Sid Gillman assumes the role of general manager in addition to his head coach duties.

Aug. 6 — RB Paul Lowe returns opening kickoff 105-yards for a touchdown as Chargers defeat the Titans of New York, 27-7 at the LA Coliseum in their first preseason game (crowd attendance: 27,778).

Sept. 10 — The Chargers overcome a 20-7 deficit in the fourth quarter to defeat Dallas, 21-20 at the Coliseum in the first-ever AFL regular-season game (crowd attendance: 17,724).

Dec. 10 — Chargers top Denver in a 41-33 victory at the Coliseum to clinch their first AFL Western Division title.

Dec. 23 — Hilton accepts the invitation to visit San Diego for possible relocation from Los Angeles.

1961

Jan. 1 — At Houston's Jeppesen Stadium, the Houston Oilers defeated the Chargers, 24-16, for the AFL Championship (crowd attendance: 32,183).

Jan. 6 — Civic leaders from the Greater San Diego Sports Association attract major-league sports following Hilton's visit to San Diego.

Feb. 10 — The AFL gives Hilton formal approval to relocate the Chargers to San Diego.

May 1 — Workers begin enlarging the Chargers future home, Balboa Stadium. The addition of an upper deck increase capacity from 23,000 to 34,000.

July 22 — Chargers open training camp at the University of San Diego.

Aug. 6 — Chargers defeat Houston, 27-14, in the first preseason game at Balboa Stadium (crowd attendance: 12,304).

Nov. 19 — Chargers defeat Dallas, 24-14, and clinch their second AFL West Division Title. CB Charlie McNeil records the club's 43rd pass interception; a professional record.

Dec. 17 — Against Boston at Balboa Stadium, CB Dick Harris intercepts Babe Parilli's pass. This is the Chargers 49th interception of the season; a new professional record.

Dec. 24 — Houston defeats the Chargers, 10-3, at Balboa Stadium in the second straight home matchup in the AFL Championship (crowd attendance: 29,556).

1962

Jan. 7 — West defeats East, 47-27, at Balboa Stadium in the first AFL All-Star Game which features 11 Chargers players and coaches.

Sept. 16 — RB Keith Lincoln returns a 103-yard kickoff return vs. the Titans of New York. It is the first regular-season kickoff return touchdown in team history.

1963

Jan. 13 — DE Earle Faison is named Outstanding Defensive Player as the West defeats East, 21-14, in the AFL All-Star Game at Balboa Stadium (crowd attendance: 27,641).

April 30 — Owner Barron Hilton and his father, Conrad, sell one-third of their interest in the Chargers to San Diego businessmen John Mabee, George Pernicano, Kenneth Swanson, James Copley, and Los Angeles businessman M.L. Bengston.

July 10 — Chargers open training camp at Rough Acres Ranch, 60 miles East of San Diego.

Oct. 20 — WR Lance Alworth posts a career-high of 232 receiving yards and two touchdowns in the 38-17 victory over Kansas City.

Nov. 23 & 24 — The AFL postpones all games following the Nov. 22 assassination of President John F. Kennedy.

Dec. 22 — RB Paul Lowe rushes for 183 yards and two touchdowns as Chargers clinch the third AFL West title with a 58-20 victory over Denver. Eight Chargers score during the game.

1964

Jan. 5 — RB Keith Lincoln totals 349 offensive yards as the Chargers win the AFL Championship by defeating Boston 51-10 at Balboa Stadium (crowd attendance: 30,127).

Jan. 19 — Lincoln is named MVP after gaining 121 yards as West defeats East, 27-14, in the AFL All-Star Game at Balboa Stadium (crowd attendance: 20,016).

Jan. 29 — The AFL signs a five-year deal with NBC to start in 1965, for \$36 million.

July 15 — Chargers open training camp at Travelodge in Escondido, Calif.

Oct. 3 — The Chargers and New York Jets tie, 17-17, at New York's Shea Stadium before an AFL-record crowd of 50,222.

Nov. 26 — Balboa Stadium record crowd (34,865) watches as Buffalo defeats the Chargers, 27-24, on Thanksgiving Day.

Dec. 6 — Chargers clinch their fourth AFL West title in five years by defeating the New York Jets, 38-3, at Balboa Stadium (crowd attendance: 25,753).

Dec. 26 — With WR Lance Alworth out with a knee injury and RB Keith Lincoln sidelined with a rib fracture, Buffalo beats the Chargers, 20-7, to clinch the AFL Championship.

1965

Jan. 16 — RB Keith Lincoln runs for an 80-yard touchdown as West defeats East, 38-14, in the AFL All-Star Game at Houston's Jeppesen Stadium. The game is originally moved from San Diego to New Orleans but moves to Houston at a day's notice after racial mistreatment in New Orleans.

April 27 — San Diego City Council (SDCC) endorses the construction of a multipurpose stadium in Mission Valley, this terminates the idea of a floating stadium in Mission Bay.

May 17 — SDCC approves expenditure of \$750,000 for architectural and engineering drawings of a 50,000-seat stadium at the southwest corner of Friars Road and Murphy Canyon Road in Mission Valley.

Nov. 2 — Construction of the \$27 million stadium is approved by a 73 percent "yes" vote by San Diego citizens.

Dec. 12 — The Chargers win their fifth AFL West title in six years by defeating the Texans, 37-26 at Rice Stadium in Houston.

Dec. 23 — RB Paul Lowe and WR Lance Alworth finish first and second in the player voting for AFL Player of the Year honors.

Dec. 24 — Groundbreaking ceremonies are conducted for the team's future home, San Diego Stadium.

Dec. 26 — Buffalo defeats the Chargers, 23-0, at Balboa Stadium for the AFL Championship. At halftime, Chrysler introduces their new line of cars named "Chargers" (crowd attendance: 30,361).

1965

Jan. 15 — AFL All-Stars beat Buffalo, 30-19, in Houston's Rice Stadium. WR Lance Alworth catches two touchdowns and LB Frank Buncom is named Defensive Player of the Game.

June 8 — The AFL and NFL announce plans to merge in 1970. The Chargers and Los Angeles Rams plan to play three preseason games at San Diego Stadium beginning in 1967.

Aug. 25 — Eugene V. Klein of Beverly Hills heads a group of 21 executives to purchase the Chargers for \$10 million; record price in professional football.

1967

Aug. 20 — San Diego Stadium is dedicated before 45,988 fans. Detroit beats the Chargers, 38-17, in San Diego's first preseason meeting with an NFL team.

Oct. 15 — CB Leslie "Speedy" Duncan sets AFL-record of 100-yard pick-6 and a 35-yard fumble recovery for another touchdown as Chargers defeat Kansas City, 45-31, the game features 897 yards of total offense and 622 yards in returns.

Dec. 3 — The Chargers face Oakland in the first sellout game at San Diego Stadium while 2,018 watch the game on closed-circuit television at the San Diego Sports Arena (crowd attendance: 52,661).

1968

Aug. 3 — Chargers capture their first victory over an NFL team by defeating San Francisco, 30-18, in a preseason game at San Diego Stadium.

Nov. 24 — CB "Speedy" Duncan sets an AFL-record with a 95-yard punt return for a touchdown vs. the New York Jets at San Diego Stadium.

1969

Sept. 28 — Chargers defeat defending Super Bowl Champions, the New York Jets, before a record crowd of 54,042 at San Diego Stadium.

Nov. 14 — Offensive backfield coach, Charlie Waller, is named Chargers head coach following the resignation of Sid Gillman, who suffers from a stomach ulcer and chest hernia. Gillman remains as the team's general manager.

Dec. 14 — Lance Alworth sets a professional record as he grabs hold of a catch in his 96th consecutive game. The Chargers defeat Buffalo, 45-6.

1970

Jan. 17 — QB John Hadl leads the West to a 26-3 victory in the final AFL All-Star Game at the Houston Astrodome.

Sept. 18 — The first AFL-NFL merger game is played with the two divisions in the NFL being the NFC and AFC.

Sept. 27 — Smoke and ash from huge fires in San Diego's east county darken the skies over San Diego Stadium. Hadl hurls a 65-yard touchdown pass to RB Jeff Queen and another 35-yard touchdown pass to WR Lance Alworth late in the fourth quarter as the Chargers salvage a 27-27 tie with Oakland.

Dec. 30 — Sid Gillman returns as Chargers head coach and Charlie Waller becomes an offensive coach in the staff reorganization announced by President Gene Klein.

1971

Feb. 13 — Harland Svare is named Chargers General Manager.

May 19 — The Chargers trade WR Lance Alworth to Dallas for TE Pettis Norman, T Tony Liscio and DT Ron East.

Nov. 15 — K Dennis Partree nails a 45-yard field goal as time expires and the Chargers beat St. Louis 20-17 on Monday Night Football.

Nov. 22 — After a 34-33 loss at Oakland, San Diego holds a 4-6 record. Head coach Sid Gillman resigns and Harland Svare replaces him on an interim basis.

Dec. 19 — Svare is named Chargers head coach during a press conference in Houston.

1972

Jan. 18 — QB John Hadl is named NFL Man of the Year as the top citizen-athlete of 1971. A \$25,000 scholarship fund in Hadl's name benefits San Diego students.

March 28 — WR Lance Alworth is inducted into the Breitbard Hall of Fame at the San Diego Hall of Champions.

Sept. 5 — The Chargers trade DT George Wright to Cleveland. In a 221-day period, GM/Head Coach Harland Svare consummates an NFL-record 21 trades.

1973

Jan. 22 — The Chargers acquire QB Johnny Unitas from Baltimore.

Jan. 30 — In the third round of the 1973 NFL Draft the Chargers select future quarterback Hall of Famer, Dan Fouts, 64th overall from the University of Oregon.

Sept. 30 — QB Johnny Unitas completes a 30-yard pass to RB Mike Garrett vs. Cincinnati and becomes the first quarterback to pass for more than 40,000 yards.

Nov. 5 — Svare resigns as head coach but remains general manager. Ron Waller is named interim head coach.

1974

Jan. 8 — President Gene Klein names Tommy Prothro Chargers head coach.

Jan. 29 — Prothro trades G Walt Sweeney, former all-pro guard who played in 154 consecutive games for the Chargers, to Washington for a draft choice.

Dec. 15 — RB Don Woods sets team and NFL rookie-season record with 1,162 rushing yards. Chargers beat Denver 17-0 in their first shutout in 105 games.

1975

Jan. 2 — RB Don Woods is named Rookie of the Year for the 1974 season.

Jan. 28 — In the second round of the 1975 NFL Draft, the Chargers select future DE Hall of Famer, Fred Dean, 33rd overall from Louisiana Tech.

March 10 — T Ron Mix is inducted into the Breitbard Hall of Fame at the San Diego Hall of Champions.

Dec. 7 — Chargers defeat Kansas City, 28-20, ending 11-game losing streak.

1976

Jan. 20 — Harland Svare resigns as general manager.

Feb. 16 — John Sanders is named Chargers General Manager.

April 2 — The Chargers trade DE Coy Bacon to Cincinnati to acquire future WR Hall of Famer, Charlie Joiner.

July 5 — UC San Diego becomes the sixth training site in club history.

Aug. 15 — St. Louis defeats the Chargers, 20-10, overseas in Tokyo's Korakuen Stadium.

Aug. 21 — Chargers complete their international trip with a 17-16 loss to San Francisco in Honolulu, Hawaii.

Sept. 28 — Chargers score 27 points in the second quarter to defeat St. Louis, 43-24, for a 3-0 start, best since 1968.

Oct. 17 — The Chargers celebrate alumni weekend in San Diego with a 30-27 win over Houston. The late Frank Buncom (1962-67), Bob Laraba (1960-61), Emil Karas (1960-64, 66) and Jacque MacKinnon (1961-69) are named honorary members of the newly formed Chargers Hall of Fame.

1977

Oct. 30 — K Rolf Benirschke hits a PAT following QB James Harris' five-yard touchdown run on fourth down as time expires to give the Chargers a 14-13 victory at Miami.

Nov. 13 — WR Lance Alworth becomes the first member of the Chargers Hall of Fame at the induction ceremony during halftime of the Chargers vs. Denver game.

Nov. 20 — With quarterbacks James Harris and Bill Munson injured, rookie QB Cliff Olander leads the Chargers to a 12-7 victory defending Super Bowl Champion Oakland in San Diego (crowd attendance: 50,887).

1978

Jan. 23 — Lance Alworth is named the first AFL player and Charger to be inducted into the Pro Football Hall of Fame at halftime of AFC-NFC Pro Bowl Game in Tampa.

Sept. 25 — Don Coryell is named the sixth head coach of the Chargers by President Gene Klein after Prothro resigns.

Oct. 8 — The Chargers defeat Denver, 23-0, for Coryell's first win.

Nov. 5 — T Ron Mix is inducted into the Chargers Hall of Fame.

Nov. 12 — QB Dan Fouts threw a 14-yard pass to WR John Jefferson as time expired to give Chargers a 29-23 OT victory over Kansas City.

1979

Jan. 29 — T Ron Mix becomes the second AFL player and Charger named to the Pro Football Hall of Fame at halftime of the Pro Bowl.

May 3 — Chargers trade 20th and 47th picks in the 1979 NFL Draft to Cleveland for the 13th selection and use their pick to select Missouri TE and future Hall of Famer, Kellen Winslow.

Oct. 21 — QB Dan Fouts passes for 326 yards in the 40-16 victory at Los Angeles. This is his third-consecutive 300-yard passing game; then-NFL-record.

Oct. 25 — Fouts sets an NFL record with his fourth-consecutive 300-yard game. He throws for 303-yards at Oakland.

Nov. 18 — RB Pawl Lowe is inducted into the Chargers Hall of Fame.

Dec. 11 — Chargers clinch their first playoff berth in 14 years. They score all their points in the first half of the 35-0 victory over New Orleans.

Dec. 17 — Chargers defeat Denver to clinch their first division title since 1965 and sixth all-time AFC West title in the game at San Diego Stadium and in front of a national television audience on ABC's Monday Night Football (crowd attendance: 51,910).

1980

Jan. 14 — General Manager, John Sanders, is named NFL Executive of the Year in a ballot vote of NFL executives conducted by *Sporting News*.

Jan. 27 — Head coach Don Coryell and his staff, along with T Russ Washington, QB Dan Fouts, DT Gary Johnson, DE Fred Dean, WR Charlie Joiner and G Ed White represent the Chargers on the AFC squad in the Pro Bowl at Honolulu's Aloha Stadium.

Sept. 14 — QB Dan Fouts has a 24-yard touchdown pass to WR John Jefferson in OT to give the Chargers a 30-24 victory over Oakland at San Diego Stadium (crowd attendance: 51,943).

Sept. 28 — Chargers defeat Kansas City, 24-7, at Arrowhead Stadium to improve to 4-0 in AFC West play, their best division start since 1966.

Oct. 19 — Dan Fouts passes for a then-team-record 444 yards in a 44-7 victory over the New York Giants for the most one-sided win since 1969.

Nov. 30 — RB Keith Lincoln and first Chargers owner Barron Hilton are inducted into the Chargers Hall of Fame.

Dec. 22 — On *Monday Night Football* at San Diego Stadium, TE Kellen Winslow catches 10 passes for 171 yards as the Chargers clinch their second-straight, seventh all-time AFC West title by defeating Pittsburgh, 26-17. San Diego's Mayor Pete Wilson announces San Diego Stadium to be renamed San Diego Jack Murphy Stadium in honor of the late Jack Murphy, editor at the San Diego Union-Tribune.

1981

Feb. 1 — For the first time in Pro Bowl history, three defensive linemen from the same team [Chargers], Gary Johnson, Louie Kelcher and Fred Dean, are all starters.

Sept. 7 — QB Dan Fouts (330 yards and three touchdowns), RB Chuck Muncie (161 rushing yards) and WR Charlie Joiner (six catches and 191 receiving yards) lead the Chargers to a 44-14 victory in Monday Night Football season-opener in Cleveland (crowd attendance: 78,904).

Nov. 22 — QB Dan Fouts passes for six touchdowns, including four to TE Kellen Winslow, who catches his fifth from RB Chuck Muncie in a 55-21 win at Oakland.

Nov. 29 — DT Ernie Ladd and G Walt Sweeney are inducted into the Chargers Hall of Fame.

Dec. 21 — The Chargers clinch their third-straight, eighth all-time AFC West title on the final Monday night of the season by defeating Oakland, 23-10.

1982

Jan. 2 — K Rolf Benirschke hooks a 27-yard field goal after 13:52 of OT to give the Chargers a dramatic 41-38 victory over Miami in the Orange Bowl in one of the most epic playoff games in NFL history.

Jan. 10 — The Chargers lose to Cincinnati for the AFC Championship, 27-7, in what is the coldest game in NFL history at this time. The temperature at kickoff is -9 with a wind chill of -59.

Sept. 12 — San Diego's defense doesn't allow a touchdown for the first time since Dec. 9, 1979. The Chargers go on to win their season opener, 23-3, in Denver.

Sept. 21 — The NFL Players Association (NFLPA) walk out on strike.

Nov. 16 — The Management Council and NFLPA come to an agreement to end the eight-week strike.

Dec. 11 — QB Dan Fouts ties a club record with 444 yards and 33 completions as San Diego defeats the defending Super Bowl Champion San Francisco, 41-37.

Dec. 20 — The Chargers set four team records, including 661 total yards, as they defeat defending AFC Conference Champion Cincinnati, 50-34.

1983

Jan. 9 — RB Chuck Muncie runs for 126 rushing yards and QB Dan Fouts throws for 333 passing yards as the Chargers clinch a Wild Card playoff spot by defeating Pittsburgh, 31-28.

April 11 — Chargers sign a 20-year lease with San Diego, which allows them to continue to play in Jack Murphy Stadium with additional plans to expand stadium capacity to 60,100.

July 30 — Former Chargers head coach Sid Gillman is inducted into the Pro Football Hall of Fame as the third Charger to be inducted in team history.

Oct. 10 — The expansion construction begins on Jack Murphy Stadium.

Nov. 27 — QB John Hadl is inducted into the Chargers Hall of Fame.

1984

Jan. 16 — K Rolf Benirschke is named NFL/Miller Man of the Year.

May 1 — Expansion construction is completed at Jack Murphy Stadium.

May 24 — The NFL announces that San Diego will host Super Bowl XXII on Jan. 31, 1988.

Aug. 1 — Alex G. Spanos, one of the nation's leading apartment complex builders, purchases majority interest in Chargers from Eugene V. Klein.

Aug. 28 — Spanos is officially approved as majority owner of the Chargers by a vote of NFL owners. "I'm on cloud nine," said Spanos. "This is the culmination of a dream, a lifelong dream. I'm a very happy man today."

Oct. 7 — TE Kellen Winslow catches a then-team-record 15 passes at Green Bay.

Oct. 29 — LB Chuck Allen is inducted into the Chargers Hall of Fame.

Nov. 25 — WR Charlie Joiner records a then-NFL-record 650th career catch at Pittsburgh.

Dec. 11 — San Diego Mayor Roger Hedgecock declares Dec. 11 "Charlie Joiner Day" in San Diego.

1985

Nov. 3 — WR Gary Garrison and first Chargers head coach Sid Gillman are inducted into the Chargers Hall of Fame.

Nov. 10 — RB/KR Lionel James gains 345 all-purpose yards, including the game-winning, 17-yard touchdown run in overtime for a 40-34 victory over the Los Angeles Raiders. It is the second-most all-purpose yards in a game in NFL history.

Dec. 22 — G Ed White plays in his 241st career game, a then-NFL-record, the most among offensive linemen. QB Mark Herrmann sets a club-record for completions (37) and attempts (58) as a starter for injured QB Dan Fouts.

1986

Sept. 7 — San Diego opens the season with 500 yards of total offense, 224 rushing yards and 276 passing yards in a 50-28 victory over Miami.

Oct. 29 — Assistant Head Coach Al Saunders is named head coach following Don Coryell's resignation. At 39, Saunders is the youngest head coach in NFL history.

Nov. 9 — The Chargers beat Denver, 9-3, for Saunders' first NFL win.

Dec. 29 — DE Leslie O'Neal is named Defensive Rookie of the Year by *The Associated Press*.

1987

Jan. 6 — Al Saunders signs a five-year contract to remain as the team's head coach.

Jan. 12 — WR Charlie Joiner retires with 750 career receptions, the most in NFL history at the time, and is immediately named Chargers wide receivers coach.

Jan. 27 — Steve Ortmyer is named Director of Football Operations for the Chargers.

Sept. 22 — NFLPA begins a strike that lasted 24 days. Week 3 games are cancelled due to the strike before replacement teams are fielded.

Oct. 15 — NFLPA strike ends.

Oct. 18 — The Chargers finishes the season as one of two undefeated (3-0) strike teams by winning all three games in the fourth quarter. The Chargers beat the Los Angeles Raiders, 23-17, in the Raiders' first-ever home game at the Los Angeles Coliseum.

Nov. 15 — The Chargers beat the Los Angeles Raiders for their eighth-straight win. The Chargers have the best record in the League (8-1) and earn the first season sweep of the Raiders since 1981.

1988

Jan. 31 — Washington defeats Denver, 42-10, in Super Bowl XXII at Jack Murphy Stadium.

March 24 — QB Dan Fouts announces his retirement as the NFL's second all-time leading passer with 43,045 yards while holding seven NFL records and 42 club records.

Sept. 18 — The Chargers end their eight-game regular-season losing streak against Seattle with a 17-6 win. It is their first win against the Seahawks since 1983.

Nov. 27 — QB Dan Fouts' jersey, No. 14, is retired at halftime of "Dan Fouts Day" in San Diego.

Dec. 18 — RB Gary Anderson sets club records with 34 carries and 217 rushing yards in a 24-13 victory over Kansas City.

Dec. 19 — Head coach Al Saunders is relieved of his duties.

1989

Feb. 9 — Former Chargers quarterback, Redskins assistant and Falcons head coach, Dan Henning, is named Chargers head coach.

Dec. 17 — RB Marion Butts sets a club-record with 39 carries and a team rookie record with 176 yards in a 20-13 win vs. Kansas City.

Dec. 18 — Director of Football Operations Steve Ortmyer is terminated.

Dec. 24 — Chargers beat defending-AFC Champion Broncos, 19-16, marking the 14th consecutive game as the Chargers hold an opponent to 20 points or less and the Chargers 13th game of the season to be decided by seven points or less.

1990

Jan. 3 — Bobby Beathard is named Chargers general manager.

March 11 — Former team president Eugene V. Klein dies.

April 17 — The Chargers announce the formation of their cheerleading dance team, "The Charger Girls."

April 23 — The Chargers select future Hall of Fame LB Junior Seau, from USC, fifth overall in the 1990 NFL Draft.

Oct. 28 — CB/S Gil Byrd intercepts two passes vs. Tampa Bay. This is team-record 29th and 30th of his career, surpassing former CB Dick Harris.

Dec. 16 — RB Marion Butts sets a single-season team record with 1,225 rushing yards.

1991

Feb. 19 — G Ed White is inducted into the Breitbard Hall of Fame.

April 5 — Alex Spanos serves as the National Chairman of USO's Golden Anniversary Salute Luncheon in Los Angeles and produces USO's most successful fundraising event in history, raising more than \$4.5 million.

Oct. 6 — The 0-5 Chargers defeat the 3-2 Raiders, 21-13, at the team's first non-strike win at the Coliseum since the Raiders move to Los Angeles.

Dec. 23 — Dan Henning and his coaching staff are terminated.

1992

Jan. 2 — Former Georgia Tech head coach, Bobby Ross, is named Chargers head coach.

Aug. 13 — Chargers acquire QB Stan Humphries via trade with Washington.

Nov. 1 — Chargers defeat Indianapolis, 26-0, to become the first team in NFL history to win four-straight games after starting the season 0-4.

Dec. 20 — Chargers clinch their first playoff berth since 1983 with a 36-14 win against the Los Angeles Raiders. They are the only team to start the season 0-4 to finish with a winning record and make playoffs.

Dec. 27 — Chargers win ninth AFC West title with a 31-14 win in Seattle.

1993

Jan. 2 — RB Marion Butts rushes for 119 yards and a touchdown on a rain-soaked field at Jack Murphy Stadium as the Chargers shut out Kansas City, 17-0, in the AFC Wild Card playoff game. The defense claims seven sacks and two interceptions.

July 31 — QB Dan Fouts is inducted into the Pro Football Hall of Fame as the fourth Charger in team history to do so.

Sept. 19 — QB Dan Fouts and WR Charlie Joiner are inducted into the Chargers Hall of Fame. The team recognizes former players and the 1963 AFL Championship team. At the game, K John Carney kicks six field goals as the Chargers are victorious over Houston 18-17.

Oct. 27 — Thanks to efforts of Alex G. Spanos, NFL owners award Super Bowl XXXII to San Diego (January 25, 1998).

Nov. 9 — In recognition of his efforts that secured Super Bowl XXXII, San Diego Mayor Susan Golding proclaim Nov. 9, 1993, as "Alex G. Spanos Day" in San Diego.

Dec. 12 — Former owner Barron Hilton is honored with tribute and a bronze sculpture at Jack Murphy Stadium. As one of the AFL's founding members in 1959, Hilton brought the Chargers to San Diego in 1961 as the city's first major league sports franchise.

1994

July 30 — The Chargers face Atlanta in the Hall of Fame Game in Canton, Ohio.

Aug. 13 — The Bolts make first appearance in the American Bowl, falling short to the New York Giants, 28-20, at Olympic Stadium in Berlin, Germany.

Sept. 4 — FS Stanley Richard returns a 99-yard interception for a touchdown that helped lead the way to a 37-34 come-from-behind win in Denver to open the season.

Sept. 18 — QB Stan Humphries and WR Tony Martin tie an NFL-record with a 99-yard touchdown pass in a 27-10 win against Seattle at Husky Stadium.

Sept. 25 — The Chargers defeat the Raiders, 26-24, on a 33-yard field goal by K John Carney with two seconds remaining. The Bolts improve to 4-0; the team's best start since 1980.

Oct. 16 — San Diego becomes the NFL's last unbeaten team (6-0) of the season after a win in New Orleans.

Dec. 18 — The Chargers clinch their tenth AFC West title with a 21-6 road victory over the New York Jets.

1995

Jan. 8 — The Chargers overcome a 21-6 third quarter deficit to advance to the AFC Championship game with a 22-21 victory over Miami.

Jan. 15 — The Chargers advance to their first Super Bowl in franchise history after a 17-13 win over the heavily-favored Steelers at Three Rivers Stadium. LB Dennis Gibson knocks down Neil O'Donnell's pass to stop the Steelers on fourth down at the Chargers three-yard line with 1:04 left in the game. Upon the team's return to San Diego, an estimated crowd of 70,000 fans are packed inside Jack Murphy Stadium to welcome them home.

Jan. 29 — The Chargers suffer a 49-26 loss to the San Francisco 49ers in Super Bowl XXIX in Miami, Florida. WR/KR Andre Coleman tie Super Bowl record with a 98-yard kickoff return touchdown in the third quarter.

Jan. 30 — Upon the team's return to San Diego following the Super Bowl, more than 100,000 fill the streets of downtown San Diego for a post-Super Bowl parade.

Feb. 1 — Defensive Coordinator Bill Arnsparger retires.

March 6 — Chargers President Dean Spanos announces agreement with the City of San Diego that extended their lease through 2020. The agreement plan includes an expansion of the stadium capacity to more than 70,000 and modernization.

May 2 — Dean Spanos signs GM Bobby Beathard and Head Coach Bobby Ross to contract extensions that will last through 1999.

May 18 — Owner Alex Spanos announce plans to create the Alex G. Spanos San Diego Foundation, a non-profit organization designated to "help San Diego build on its strengths by supporting individuals, activities and organizations that work to make the city a better place to live." He also announces a \$1.5 million donation to the San Diego Hall of Champions.

June 19 — LB David Griggs is killed in a one-car accident in Davie, Florida. He is the first player in team history to die while on the active roster.

July 29 — TE Kellen Winslow is inducted into the Pro Football Hall of Fame, fifth in Chargers history.

Aug. 19 — The Chargers preseason game in Houston is canceled due to unsafe field conditions at the Astrodome. It is the first-ever canceled NFL game.

Sept. 3 — The Chargers face the Raiders in their first regular-season game at the Oakland Coliseum since 1981.

Dec. 17 — K John Carney passes Rolf Benirschke as the team's all-time leader for career made field goals in a 27-24 victory in Indianapolis.

Dec. 23 — SS Shaun Gayle has a 99-yard interception return through a barrage of snowballs that seals a 27-17 road win over the New York Giants, clinching San Diego's third playoff berth in four seasons.

1996

April 3 — President Dean Spanos announces that minority owner George Pernicano is selected as the 19th member of the Chargers Hall of Fame.

May 11 — RB Rodney Culver and his wife, Karen, are killed in a plane crash (ValJet Flight 592) in the Florida Everglades.

July 27 — The Chargers defeat Pittsburgh, 20-10, in the American Bowl in Tokyo, Japan. WR Charlie Joiner is inducted into the Pro Football Hall of Fame in Canton, Ohio, the sixth in Chargers history.

Sept. 8 — Minority owner George Pernicano is inducted into the Chargers Hall of Fame.

Nov. 2 — Owner Alex Spanos receives the Gloria Swanson Humanitarian Award at the American Cinema Awards 11th Annual All-Star Gala in Beverly Hills, Calif. The award is presented to an individual who contributes beyond all others to those who are less fortunate in the United States and around the world.

1997

Jan. 3 — Head Coach Bobby Ross resigns, and his coaching staff is released.

Jan. 10 — Alex Spanos donates \$1 million to the American Red Cross to assist flood victims in Northern California.

Jan. 19 — Bobby Beathard names Kevin Gilbride Chargers head coach.

Feb. 13 — The Alex G. Spanos Sports Fields are dedicated at Kate Sessions Elementary School in Pacific Beach, Calif. with a culmination of \$102,000 donation from the Spanos family. The field is for students from Kate Sessions and Bishops School as well as for the community of Pacific Beach.

April 7 — Qualcomm is awarded naming rights to Jack Murphy Stadium, changing the home of the Bolts to Qualcomm Stadium.

May 23 — Dean Spanos introduces K Rolf Benirschke as the 20th inductee to the Chargers Hall of Fame. The induction ceremonies are set for Sept. 28.

Aug. 2 — The Chargers defeat the San Francisco 49ers, 20-13, in the first game at the newly-renovated and expanded Qualcomm Stadium (crowd attendance: 62,542).

Sept. 14 — K John Carney surpasses Rolf Benirschke as the Chargers' all-time leading scorer with his 767th career point against Carolina.

1998

Feb. 27 — QB Stan Humphries announces his retirement. Alex Spanos donates \$100,000 to create the Brooke Humphries Heart Fund at the Children's Hospital.

March 12 — The Chargers acquire the No. 2 overall selection in the 1998 NFL Draft from Arizona for WR Eric Metcalf, LB Patrick Sapp, the team's first (third overall) and second (32nd overall) selections in 1998, and their first-round selection of the 1999 NFL Draft.

April 18 — The Chargers use their newly-acquired No. 2 overall pick to select Washington State QB Ryan Leaf.

Sept. 6 — The Chargers defeat Buffalo, 16-14, in front of the largest home opener crowd in team history (crowd attendance: 64,037).

Oct. 13 — Head Coach Kevin Gilbride is fired after his sixth game of the season. The quarterbacks coach, June Jones, takes over as the interim head coach.

Nov. 29 — A home-record crowd of 66,532 see the Bolts play defending Super Bowl Champions and undefeated Denver Broncos. At halftime of the game, former CB/S Gil Byrd is inducted into the Chargers Hall of Fame.

1999

Jan. 20 — Mike Riley is named Chargers head coach after June Jones accepts the job as head coach at the University of Hawaii.

Sept. 19 — The Chargers beat Cincinnati, 34-7. Riley is the first Chargers head coach to win a debut game since Sid Gillman in 1960.

Oct. 24 — The Chargers set a new home attendance record of 68,274 against the Green Bay Packers.

Nov. 21 — DT Gary "Big Hands" Johnson is inducted into the Chargers Hall of Fame.

Nov. 28 — QB Jim Harbaugh passes for a career-high 404 passing yards at Minnesota. He becomes the second quarterback in Chargers history to top 400-yards in a game.

2000

March 22 — The Spanos family and Chargers contribute more than \$3 million towards a new Chargers Champion community outreach initiative. It will benefit students, schools and educators who are "making a difference" for San Diego's future. Chargers Champions also encompasses the team's ongoing support of youth and high school football as well as its long-standing community service programs such as the blood drive.

April 25 — GM Bobby Beathard retires after 37 years in the NFL. Dean Spanos names Ed McGuire Vice President of Football Operations.

June 6 — The Spanos family contributes \$250,000 through Chargers Champions to create and fund freshman football and volleyball in San Diego Schools, beginning in the Fall of 2000.

Sept. 24 — G Doug Wilkerson is inducted into the Chargers Hall of Fame.

2001

Jan. 5 — Dean Spanos names John Butler Executive Vice President and General Manager of the Chargers.

Jan. 9 — Norv Turner is named Offensive Coordinator. Prior to his time with the Chargers, Turner was Dallas' Offensive Coordinator during back-to-back Super Bowl titles in 1992 and 1993.

April 20 — Chargers trade the No. 1 pick in the 2001 NFL Draft to Atlanta for Falcons first pick (No. 5) and third-round pick. The Chargers receive WR/KR Tim Dwight and Falcons' second-round pick in the 2002 NFL Draft.

April 22 — The Chargers use their top selection in the Draft to select Heisman Trophy finalists, and future Hall of Fame RB LaDainian Tomlinson of TCU and QB Drew Brees of Purdue.

Nov. 25 — WR Wes Chandler is inducted into the Chargers Hall of Fame.

Dec. 31 — Mike Riley's tenure as a head coach ends as team announces his contract will not be renewed for the 2002 season.

2002

Jan. 29 — Marty Schottenheimer is named the team's 13th head coach.

May 9 — The Chargers sign a five-year agreement to move training camp to the Home Depot Center at Cal State Dominguez Hills in Carson, Calif.

May 14 — Dean Spanos announces Mark Fabiani as Special Counsel to the President. Fabiani's primary function is to work with the San Diego community to secure a new state-of-the-art stadium in the San Diego region.

Sept. 8 — Head Coach Marty Schottenheimer leads the Chargers to a 34-6 victory over Cincinnati in his debut with a 4-0 start. He becomes the only coach in team history to win his first four games.

Nov. 3 — Former head coach Bobby Ross and QB Stan Humphries are inducted into the Chargers Hall of Fame.

Dec. 1 — RB LaDainian Tomlinson rushes for a then-team-record 220 yards vs. Denver.

Dec. 8 — Tomlinson breaks RB Natrone Means' team-record of 1,350-yards (1994). Tomlinson ends the season with 1,683-rushing yards and is selected to the Pro Bowl.

Dec. 22 — LB Junior Seau plays in his franchise-record-tying 200th career game. He finishes the game with five tackles.

2003

Jan. 26 — Super Bowl XXXVII is played at Qualcomm Stadium. Tampa Bay defeats Oakland, 48-21, for their first Super Bowl Championship.

March 4 — The Chargers begin to negotiate with the City of San Diego to replace the then 36-year-old Qualcomm Stadium.

April 11 — General Manager John Butler succumbs to his nine-month battle with cancer.

April 16 — The Chargers trade LB Junior Seau to Miami.

April 22 — AJ Smith is promoted to Executive Vice President and General Manager of the team.

July 22 — The Chargers open training camp at the Home Depot Center in Carson, Calif.

Oct. 27 — Chargers Monday Night Football game vs. Miami is relocated to Sun Devil Stadium in Tempe, Ariz., as Qualcomm Stadium is being used as an evacuation site during wildfires that rage through San Diego County. Admission to Sun Devil Stadium is free and volunteers collect more than \$225,000 in donations for the fire relief.

Oct. 31 — Alex Spanos donates \$1 million to San Diego Fire Relief Fund.

Nov. 9 — DT Louie Kelcher is inducted into the Chargers Hall of Fame.

Dec. 14 — RB LaDainian Tomlinson amasses 195 total yards against Green Bay, raising his season total to 2,011. He becomes the first player in team history and only the eighth player in NFL history to record consecutive 2,000 all-purpose yard seasons.

Dec. 28 — Tomlinson rushes for a team-record of 243 yards in the 21-14 victory over the Raiders. During the game, he becomes the first player in NFL history to rush for 1,000 yards and catch 100 passes in the same season.

2004

April 24 — Chargers select QB Eli Manning No. 1 overall in the NFL Draft. An hour later, Manning is traded to the New York Giants for QB Philip Rivers, who was selected by New York with the fourth overall choice. The Chargers also acquire the Giants third-round choice in 2004 and their first and fifth-round selections in the 2005 NFL Draft.

July 2 — The Chargers and the City of San Diego sign a new lease agreement. The new lease is scheduled to run through 2008 and helped pave the way for a referendum that will give San Diegans the opportunity to vote for a new football-only stadium in 2006.

July 26 — G Ed White and C/G Don Macek are named to the Chargers Hall of Fame.

Aug. 14 — The Chargers preseason game against Indianapolis is blacked out locally. It is the first local television blacked out since Sept. 27, 1998. As part of the team's previous lease, all blackout dates had been lifted since Oct. 18, 1998.

Oct. 31 — QB Drew Brees completes 22-of-25 passes for 281-yards with five touchdowns and no interceptions. The Chargers beat Oakland 42-14. Brees finishes the game with a career-high passer rating of 153.1 and is named AFC Offensive Player of the Week.

Nov. 15 — Jim Steeg, who helped the Super Bowl become one of the world's premier sporting events, is named Executive Vice President and Chief Operating Officer of the Chargers.

Dec. 16 — The team announces that training camp will be held at Chargers Park beginning in 2005.

Dec. 19 — The Chargers clinch their first AFC West title since 1994 with a 21-0 win in Cleveland on a snowy day. The game-time temperature is 18 degrees with a wind-chill factor of -10. It is the Chargers' first shutout since Nov. 29, 1993.

2005

Jan. 7 — Alex Spanos donates \$150,000 providing aid to victims of the devastating tsunami that rocked Southeast Asia on Dec. 26, 2004.

Jan. 8 — Chargers fall to the New York Jets in overtime, 20-17, in the AFC Wild Card Playoffs in what was the team's first postseason appearance since 1995.

Jan. 14 — Head Coach Marty Schottenheimer agrees to a two-year contract extension through 2007.

March 7 — Dean Spanos extends General Manager AJ Smith's contract through the 2009 season.

July 29 — Chargers open training camp at Chargers Park.

Sept. 18 — RB LaDainian Tomlinson rushes for a touchdown in an NFL-record 14th straight game.

Oct. 2 — A 41-17 victory over the Patriots end New England's NFL-record 21 home game win streak.

Oct. 10 — A new stadium record of 68,537 turn out to see the Chargers play Pittsburgh on Monday Night Football.

Oct. 16 — RB LaDainian Tomlinson scores on a 35-yard catch-and-run to tie Lenny Moore's NFL record with his 18th consecutive game with a touchdown.

Nov. 20 — WR Lance Alworth's No. 19 jersey is retired at halftime of the Chargers vs. Buffalo game.

Dec. 18 — A 26-17 win in Indianapolis ends the Colts 13-0 start to the season. They are only the fourth team with a 13-0 start in NFL history.

Dec. 24 — The Chargers 28-game streak, including playoffs, of not losing by more than four points ends in a 20-7 loss at Kansas City. It is the NFL's third-longest streak since 1950.

Dec. 31 — RB LaDainian Tomlinson passes WR Lance Alworth to become the team's all-time leader in career yards from the scrimmage. He also scores his 20th touchdown of the season which broke RB Chuck Muncie's team record of 19. San Diego leads the NFL in run defense with 84.3 yards-per-game. The Chargers go on to hold three teams to less than 40-rushing yards for the first time since 1965.

2006

Jan. 4 — LB Shawne Merriman is named Defensive Rookie of the Year by *The Associated Press*.

Feb. 12 — Six Chargers, the most since 1983, play in the Pro Bowl in Hawaii.

May 1 — SDCC amend the Chargers lease and allow the team to explore options for a new stadium within San Diego County.

May 9 — Dean Spanos is presented with the 44th Annual Golden Achievement Award by the Boys & Girls Club of San Diego.

Sept. 11 — Chargers clinch a season-opening, 27-0, victory in Oakland on ESPN's Monday Night Football. It is San Diego's first shutout win over the Raiders since 1961.

Oct. 8 — The Chargers beat defending Super Bowl Champion Pittsburgh, 23-13, on NBC's Sunday Night Football.

Oct. 15 — RB LaDainian Tomlinson ties a team record with four touchdowns at San Francisco. He passes WR Lance Alworth as the team's all-time touchdown leader.

Nov. 12 — The Chargers overcome a 21-point, first-half deficit for a 49-41 win in front of a stunned crowd at Cincinnati's Paul Brown Stadium. The Bolts trail 28-7 at half but outscore the Bengals 42-13 in the second half.

Nov. 19 — RB LaDainian Tomlinson scores four touchdowns in the 35-27 win at Denver. The Bolts overcome a 24-7 third quarter deficit to become the first-ever team to overcome a 17-point deficit in consecutive weeks. Tomlinson becomes the first NFL player to score four touchdowns three times in a season and is the fastest player in NFL history to have 100 touchdowns in just 89 games.

Nov. 26 — Tomlinson sets a new team record for single-season rushing touchdowns with 21 on the year.

Dec. 10 — Tomlinson scores three touchdowns against Denver and sets an NFL-record for single-season touchdowns with 29. The Chargers win, 48-20, and claim their second AFC West title in three seasons.

Dec. 17 — Against Kansas City, Tomlinson becomes the fastest player in NFL history to score 100 rushing touchdowns. With his first touchdown of the game, he breaks Paul Hornung's NFL record for most points in a season. His second touchdown of the game is a career-long 85 yards and the team's longest since 1962. These touchdowns are his 27th and 28th rushing touchdowns for a new NFL single-season record. It is also his NFL-record, eighth-consecutive multi-touchdown game.

Dec. 24 — Chargers beat Seattle, 20-17, on a 37-yard touchdown pass from QB Philip Rivers to WR Vincent Jackson only seconds left in the game. It is the team-record 13th win of the season.

Dec. 31 — The Chargers clinch the No. 1 seed and home-field advantage in the playoffs with a 27-20 victory over Arizona. It is the third No. 1 seed ranking in team history (previously in 1979 & 1980) and is a team-record 14th win of the season. Head Coach Marty Schottenheimer wins his 200th regular-season game, Tomlinson claims his first NFL-rushing title with 1,815-yards and LB Shawne Merriman claims his NFL sack title with 17.

2007

Jan. 4 — RB LaDainian Tomlinson is named NFL Most Valuable Player and Offensive Player of the Year by *The Associated Press*. He is the team's first-ever AP MVP.

Jan. 14 — A stadium-record 68, 810 fans fill Qualcomm Stadium for the AFC Divisional Playoffs vs. New England.

Feb. 2 — Tomlinson shares the 2006 Man of the Year Award with former teammate, QB Drew Brees, which recognizes them for their community service and playing excellence.

Feb. 10 — A team-record 10 Chargers play in the Pro Bowl. An 11th, QB Philip Rivers, is selected but did not play due to a foot injury.

Feb. 12 — Head Coach Marty Schottenheimer is relieved of his duties.

Feb. 19 — Offensive Coordinator Norv Turner, is named the 14th head coach in franchise history.

March 14 — The Chargers unveil new uniforms at the US Grant Hotel in San Diego. The most notable change is the metallic-white helmets that feature a gold bolt and outlined in both powder blue and navy.

Sept. 9 — A record-crowd of 67,837 watches as the Chargers defeat the defending NFC Champion Chicago, 14-3 in the home-opener.

Oct. 7 — Chargers hand Denver their worst-ever home loss in 41 years, 41-3. It is the Chargers' largest-ever margin of victory against Denver.

Oct. 14 — LaDainian Tomlinson scores all four touchdowns in a 28-14 win over the Raiders.

Oct. 23 — Wildfires rage through San Diego and fill the air with smoke. The Chargers practice for three days at the Cardinals training facility in Tempe, Ariz.

Oct. 27 — Alex and Dean Spanos pledge \$1 million to aid victims of the wildfires and support the firefighting efforts. It is the largest personal financial commitment to relief efforts. The Spanos family made a similar donation following the fires of 2003.

Oct. 28 — Qualcomm Stadium is cleared as an evacuation site and the Chargers beat Houston, 35-10, under a smoky hazed sky. CB Antonio Cromartie and TE Antonio Gates both score two touchdowns in the win.

Nov. 4 — Cromartie has a 109-yard touchdown return off a missed field goal at the end of the first half in Minnesota setting the record for the longest touchdown in NFL history.

Nov. 11 — In a 23-21 victory over defending Super Bowl Champion Colts on NBC's Sunday Night Football RB/KR Darren Sproles has a kickoff return and a punt return while CB Antonio Cromartie intercepts Super Bowl MVP Peyton Manning three times in the first half. Manning throws a career-high six interceptions.

Dec. 9 — The Chargers overcome a 14-point fourth quarter deficit, 23-14, at Tennessee. The Bolts tie the game with nine seconds remaining on the clock and clinch the win on a 16-yard run by Tomlinson in overtime.

Dec. 16 — The Chargers clinch their second-straight AFC West title and third in four years with a 51-14 victory over Detroit. Head Coach Norv Turner becomes the second Chargers coach to win AFC West in his first season. He is presented the game ball in the locker room by Dean Spanos following the game.

2008

Jan. 1 — AJ Smith receives a five-year contract extension through 2014.

Jan. 6 — Down 6-0 at halftime, the Bolts score 17 unanswered points and beat Tennessee in the AFC Wild Card playoffs at Qualcomm Stadium. This is the team's first playoff win since 1995. RB LaDainian Tomlinson scores twice, including a leap at the one-yard line to score and put away the game in the fourth quarter.

Jan. 13 — The Chargers knock reigning Super Bowl Champion Colts out of playoffs in the divisional round, 28-24, at the RCA Dome. QB Philip Rivers out with a knee injury. Backup QB Billy Volek scores the game-winning touchdown on a one-yard QB sneak with just under five minutes remaining. The Chargers defense makes two late stands, including one inside the 10-yard line as the clock hits the 2-minute warning.

Jan. 20 — Chargers fall to New England in AFC Championship Game, 21-12, on a frigid day in Foxborough. Philip Rivers plays with a torn ACL in his right knee.

Oct. 12 — DE Fred Dean is inducted into the Chargers Hall of Fame.

Oct. 26 — The Chargers play their first-ever regular-season game overseas against New Orleans at London's Wembley Stadium (attendance: 83,226).

Dec. 14 — Down 21-10 at the start of the fourth quarter, Rivers rallies the Chargers to a 22-21 victory at Kansas City. He has two touchdowns passes in the final 1:13 of the game. After the first touchdown, LB Antwan Applewhite's forces a fumble and WR Kassim Osgood's recovers an onside kick set up the game-winning drive.

Dec. 21 — Following a 41-24 victory at Tampa Bay, on the plane home, the Chargers learn that Buffalo upset Denver at Invesco Field which sets the stage for the Dec. 28 AFC West title game vs. the Broncos.

Dec. 28 — The Chargers rush for a team-record 289-yards as they defeat Denver, 52-21, for the AFC West title. The Bolts become the first team in NFL history to make playoffs after they start 4-8 and are the first NFL team since the division was aligned in 1967 to win the division having trailed by three games with three to play.

2009

Jan. 3 — Down 17-14 as they enter the fourth quarter, the Chargers rally for a game-tying field goal and beat Indianapolis, 23-17, in overtime in the AFC Wild Card playoffs at Qualcomm Stadium. RB/KR Darren Sproles racks up 328 all-purpose yards and wins the game with a 22-yard touchdown run in overtime.

Aug. 24 — QB Philip Rivers signs a six-year contract extension that would last through 2015.

Sept. 14 — RB/KR Darren Sproles racks up 246 total yards and a five-yard touchdown run with 18 seconds remaining. This gives the Chargers a 24-20 season-opening victory in Oakland on ESPN's *Monday Night Football*.

Nov. 8 — QB Philip Rivers throws an 18-yard touchdown pass to WR Vincent Jackson with 21 seconds left, capping a 21-20 comeback victory over the New York Giants.

Nov. 22 — The Chargers erase a 3.5-game deficit and take first place in the AFC West following the 32-3 victory over Denver at Invesco Field.

Nov. 27 — The 53 greatest Charges of all-time, voted by fans and media, are honored at a Block Party in Downtown San Diego as the team's 50th Anniversary Team.

Nov. 29 — Chargers honor the 50th Anniversary Team with a 43-14 victory over Kansas City.

Dec. 20 — K Nate Kaeding hits a 52-yard field goal with three seconds remaining for a 27-24 victory over Cincinnati. The team learns that Oakland has upset Denver at Invesco Field and the Chargers clinch their fourth-straight AFC West title.

Dec. 25 — The Chargers win their first-ever Christmas Day game over Tennessee, 42-17, bringing their record to 12-3 to clinch the No. 2 seed.

2010

Jan. 18 — Dean Spanos signs Head Coach Norv Turner to a three-year contract extension.

Feb. 22 — After nine seasons in San Diego, including his MVP season in 2006, two rushing-titles and five Pro Bowls, RB LaDainian Tomlinson is released. He left holding 28 team records which include career rushing-yards and touchdowns.

Oct. 3 — LB Shaun Phillips has a career-high four sacks, tying for the second-most in a single game in team history. The Chargers defeat Arizona 41-10.

Oct. 10 — WR Malcom Floyd racks up 213 receiving yards at Oakland, the most yards by a Chargers receiver since 1985 and ties for fourth-most all-time by a Charger.

Oct. 31 — QB Philip Rivers throws a touchdown pass in his then-team-record 21st straight game.

Nov. 7 — TE Antonio Gates misses his first-ever game due to injury. His back up, Randy McMichael, and rookie WR Seyi Ajirotutu each catch two touchdown passes as the Chargers rally past Houston 29-23 in a come-from-behind win.

Nov. 22 — Rivers throws four touchdown passes vs. Denver. He becomes the third quarterback in team history with consecutive four-touchdown games.

Nov. 28 — The Chargers defense intercepts Peyton Manning four times and returns two of them for touchdowns as the Bolts hand the Colts a 36-14 loss on NBC's *Sunday Night Football* at Lucas Oil Stadium. Rivers' team-record streak of 23-straight games with a touchdown pass ends.

Dec. 12 — Rivers throws his 25th touchdown of the season and becomes the first-ever quarterback in franchise annals with three-straight 25-touchdown seasons.

Dec. 16 — WR Vincent Jackson has the team's first 100-yard, three-touchdown reception performance since 1997. QB Philip Rivers throws for over 4,000-yards for the third-straight season tying QB Dan Fouts' team record.

2011

March 12 — NFL enters a lockout with the expiration of the previous collective bargaining agreement.

July 25 — NFL owners and players agree to a new 10-year collective bargaining agreement. The agreement ends the 136-day NFL Lockout, the longest-ever work stoppage in NFL history.

Sept. 11 — Head Coach Norv Turner wins his 100th career game at the Chargers season-opener with a 24-17 victory over Minnesota. P Mike Scifres fills in at placekicker for injured K Nate Kaeding. Scifres hits a game-tying 40-yard field goal with 10 minutes remaining. QB Philip Rivers throws a game-winning 19-yard touchdown pass to FB Mike Tolbert with five minutes left in the game.

Sept. 18 — Rivers passes for 378 yards at New England and goes over 20,000 career yards on his first completion of the game.

Oct. 9 — K Nick Novak hits a career-high five field goals, including a 35-yarder that leads the Bolts to a 29-24 road win over Denver.

Nov. 6 — Rivers has four touchdown passes but throws three interceptions in a 45-38 loss to defending Super Bowl Champion Green Bay. It is the first three-interception game of his career (90 games) and ends his NFL-record streak for the start of a career. Hall of Fame QB Joe Montana had the previous mark of 57 games.

Nov. 20 — Rivers throws his 150th career touchdown pass in Chicago.

Nov. 27 — LB Junior Seau is formally inducted as the 35th member of the Chargers Hall of Fame.

Dec. 11 — TE Antonio Gates catches his 75th career touchdown pass in a 37-10 win over Buffalo. LB Takeo Spikes plays his 200th career game.

Dec. 24 — Gates logs the 587th catch of his career in his hometown of Detroit. He passes WR Charlie Joiner and becomes the Chargers all-time leading receiver.

2012

Jan. 1 — QB Philip Rivers passes for 310 yards in a season-ending win at Oakland. He becomes the fifth quarterback in NFL history with back-to-back 4,500-yard passing seasons.

May 2 — 12-time Pro Bowl LB Junior Seau dies of a self-inflicted gunshot wound in his Oceanside, Calif., home. Hundreds of fans flock to his home to pay tribute to the fallen Chargers great.

May 11 — 20,000 fans attend the Celebration of Life memorial service at Qualcomm Stadium for the late Junior Seau. Guest speakers include former Head Coach Bobby Ross, QB Dan Fouts, RB LaDainian Tomlinson, LB Billy Ray Smith and John Lynch. The ceremony concludes with Chargers President Dean Spanos' announcement that Seau's No. 55 will be retired during a ceremony that is scheduled to take place at the 2012 home opener on Sept. 16 against the Titans.

June 18 — RB LaDainian Tomlinson, the Chargers first-round pick in the 2001 NFL Draft and the NFL's fifth all-time leading rusher, signs a one-day contract and retires as a Charger after 11 seasons in the NFL. A press conference is held to announce his retirement at Chargers Park. Nearly 200 friends, family, former teammates and media are in attendance.

Sept. 16 — The late, future Pro Football Hall of Fame LB, Junior Seau's No. 55 jersey number is retired as the Chargers beat Tennessee 38-10 at Qualcomm Stadium.

Dec. 9 — The Chargers shock the heavily-favored Pittsburgh Steelers, 34-24, at Heinz Field for the Bolts first-ever regular-season win in the Steel City. After the game, President Dean Spanos presents a game ball to Head Coach Norv Turner.

Dec. 31 — Dean Spanos announces that General Manager AJ Smith and Head Coach Norv Turner will not return for the 2013 season.

2013

Jan. 9 — President Dean Spanos names former Indianapolis Colts Vice President of Football Operations, Tom Telesco, Chargers General Manager. At age 40, Telesco becomes the youngest general manager in Chargers history.

Jan. 15 — Dean Spanos introduces Mike McCoy as the 15th head coach in Chargers history. At age 40, McCoy becomes the second-youngest active head coach in the NFL and the second-youngest in team history.

Sept. 15 — K Nick Novak kicks a game-winning, 46-yard field goal with seven seconds remaining to give the Chargers a 33-30 win over Philadelphia at Lincoln Financial Field. It is McCoy's first win as a head coach. In the locker room, following the game, Spanos presents both McCoy and Telesco with a game ball.

Nov. 24 — The 4-6 Chargers stun the 9-1 Kansas City Chiefs at Arrowhead Stadium, 41-38, as QB Philip Rivers throws a game-winning, 26-yard touchdown pass to WR Seyi Ajirotutu with just 26 seconds left. In the game, there are a total of nine lead changes throughout. During the game, TE Antonio Gates becomes the fourth tight end in NFL history to surpass 700 career catches and 9,000 career yards. His biggest catch of the day is a 12-yarder for a first down on a third-and-ten play during the Bolts' game-winning touchdown drive.

Dec. 29 — In improbable fashion, the Chargers clinch the final spot in the AFC Playoffs with a 27-24 win against the Chiefs in overtime. The Chargers overcome a 10-point deficit as they enter the fourth quarter and survive a missed 41-yard field goal attempt by Kansas City in the last seconds. Rivers drove the Chargers 62 yards on the opening drive of overtime, in 9:30. K Nick Novak hits a 36-yard field goal for the win.

2014

Jan. 5 — The Chargers win their first playoff game since Jan. 2009 by defeating the Cincinnati Bengals, 27-10, in a Wild Card Playoff game at Paul Brown Stadium. The Bengals lead 10-7 at halftime but the Chargers outscore them 20-0 in the second half.

Jan. 12 — The Chargers' miracle season ends in a 24-17 loss against Denver in the Divisional Playoffs at Sports Authority Field. The Chargers trail 17-0 as they head into the fourth quarter. The Bolts rally within seven points on a pair of 16-yard touchdown catches by WR Keenan Allen but come up short and Denver advances to the AFC Championship Game.

Feb. 1 — QB Philip Rivers is named NFL Comeback Player of the Year and WR Keenan Allen is named Pepsi Next Rookie of the Year at the 2013 NFL Honors Award Show at Radio City Music Hall in New York.

Sept. 14 — Rivers throws three touchdown passes to TE Antonio Gates as the Chargers defeats defending Super Bowl Champion Seattle, 30-21, at Qualcomm Stadium.

Oct. 19 — K Nick Novak hits his 30th and 31st consecutive field goals which sets a new team record.

Oct. 23 — TE Antonio Gates surpasses WR Lance Alworth as the franchise's all-time leading receiver.

Nov. 2 — The Chargers 240-game streak without being shutout ends. The streak dates to Oct. 31, 1999 and was the NFL's third-longest streak.

Nov. 30 — The Chargers are down by 10 as they enter the fourth quarter. QB Philip Rivers leads the team to 21 fourth-quarter points and the Chargers defeat Baltimore 34-33. He throws a game-winning touchdown pass to WR Eddie Royal with 38 seconds left. Rivers throws his 250th career touchdown pass during the game.

Dec. 20 — Down 21 points twice in the game, even at the start of the 3rd quarter, Rivers leads the Chargers to 28 second-half points and the Bolts rally to stun the San Francisco 49ers, 38-35, in overtime. Rivers overcomes three interceptions and throws four touchdown passes, including the game-tying touchdown pass to WR Malcolm Floyd.

Dec. 28 — TE Antonio Gates reaches 10,000 career receiving yards. He is the 43rd player in NFL history and the fourth tight end to reach that mark.

2015

Jan. 31 — The late LB Junior Seau is elected for induction into the Pro Football Hall of Fame in his first year of eligibility. Seau became the eighth former Chargers player or coach elected to the Hall of Fame.

May 18 — Chairman of the Board Dean Spanos names his sons A.G. Spanos President-Business Operations and John Spanos President-Football Operations.

Oct. 18 — QB Philip Rivers records the first 500-yard passing game in franchise history as he sets multiple team records for completions (43), attempts (65) and yards (503) in a 27-20 loss to Green Bay at Lambeau Field.

Nov. 22 — RB LaDainian Tomlinson's No. 21 jersey number is retired, and he joins the Chargers Hall of Fame. At half, a banner bearing his No. 21, is unveiled in the stadium's rafters and his name is added to the team's Ring of Honor.

2016

Oct. 6 — Minority Owner, George Pernicano, dies at the age of 98.

Oct. 9 — QB Philip Rivers completes three passes of 50-plus yards in Oakland which equals the most of his career. Rivers connects with rookie TE Hunter Henry for 59 yards, WR/KR Travis Benjamin for 54 yards and WR Tyrell Williams for 50 yards. It marks the first time since Oct. 20, 1968, that three different Chargers receivers have catches of 50 yards or more in a game.

Oct. 13 — Rivers passes for 178 yards against Denver and raises his career yardage total to 43,094. He passes QB Dan Fouts (43,040) for the all-time franchise passing mark. Rivers also passes Fouts for 13th in NFL history.

Oct. 23 — RB Melvin Gordon scores a career-high three touchdowns, two on the ground and one through the air, TE helps the Chargers defeat the eventual NFC Champion Atlanta, 33-30, in overtime.

Nov. 6 — Gordon amasses 261 total yards that include 196 on the ground. He records the third-most yards from the scrimmage in franchise history.

Nov. 8 — Chargers final attempt to secure long-time plan in San Diego via city ballot measure fails.

2017

- Jan. 1 — Mike McCoy is relieved of his duties as Chargers head coach.
- Jan. 12 — Owner Dean Spanos announces Chargers relocation from San Diego to Los Angeles. The Chargers announce agreement to share future stadium in Inglewood with the newly relocated Los Angeles Rams.
- Jan. 13 — Anthony Lynn is hired as the Chargers 16th head coach.
- Feb. 4 — DE Joey Bosa wins Defensive Rookie of the Year for 2016 season at NFL Honors, becoming the third Charger in history to win the award.
- May 8 — Los Angeles Stadium and Entertainment District opening is postponed to 2020 due to unexpected flooding.
- May 21 — The Chargers sign a ten-year agreement to move training camp to the Jack Hammett Sports Complex in Costa Mesa, Calif.
- July 23 — The Chargers host first training camp at Jack Hammett Sports Complex.
- Aug. 5 — Former RB LaDainian Tomlinson is inducted into the Pro Football Hall of Fame in Canton, Ohio, as the ninth in Chargers history.
- Aug. 13 — The Chargers host the Seattle Seahawks in the first preseason game at StubHub Center in Cason, Calif.
- Aug. 24 — The Chargers open and host first practice at Hoag Performance Center in Costa Mesa, Calif.

- Sept. 17 — The Chargers host the Miami Dolphins in the first regular-season game played at StubHub Center. During the game, TE Antonio Gates hauls in the 112th touchdown catch of his career for sole possession of the most TD catches by a tight end in NFL history.
- Oct. 22 — With a 21-0 victory over Denver, QB Philip Rivers earns his 100th regular-season victory of his career to become the fifth active QB with 100 wins.
- Dec. 24 — RB Melvin Gordon eclipses 1,000 rushing yards on the season for the first such season of his career. It is the 20th 1,000-yard season in team history and the first since RB Ryan Mathews ran for 1,255 in 2013.

- Dec. 31 — QB Philip Rivers starts his 192nd-straight game, the longest active starting streak in the league. Rivers posts 387 passing yards to eclipse 50,000 regular-season yards for his career as he becomes the ninth player in history with 50,000 passing yards. He finishes the season with 4,515 passing yards for his ninth 4,000-yard season, becoming the fourth player in NFL History to do so.

2018

- Feb. 3 — WR Keenan Allen wins Comeback Player of the Year for 2017 season at NFL Honors after missing the 2016 due to a torn ACL. In 2017, Allen rebounded by catching a team-record 102 passes for 1,393 yards and six touchdowns.

- Aug. 7 — Faye Spanos, the matriarch of the Spanos family, passes away at the age of 92.

- Oct. 6 — Chargers owner, Alex G. Spanos, passes away at the age of 95. According to family and friends, he was heart-broken by the passing of his wife, Faye, two months earlier.

- Nov. 25 — QB Philip Rivers records the most efficient passing game in NFL history, setting the all-time record for consecutive completions in a single game (25), while also setting a then-record completion percentage with at least 20 pass attempts (96.6).

- Dec. 2 — During a primetime game at Heinz Field, the Bolts come back from a 16-point deficit to defeat the Steelers. Rookie kicker, Michael Badgley, nails a 29-yard field goal as time expires for the 33-30 victory.

- Dec. 9 — K Michael Badgley blasts a 59-yard field goal through the uprights to close out the first half, setting a mark for the longest field goal in franchise history.

- Dec. 13 — The Bolts clinch their 19th playoff berth — and first since 2013 — in a dramatic, 29-28, comeback victory over the Kansas City Chiefs at Arrowhead Stadium. QB Philip Rivers connects with WR Travis Benjamin twice on the game-winning drive, including once on fourth-and-seven, to put the Chargers in the red zone. With four seconds remaining, Rivers finds WR Mike Williams in the end zone to pull within one point. Head Coach Anthony Lynn opts to attempt a two-point conversion, where Rivers hits Williams again wide open in the corner of the endzone to beat the Chiefs.

- Dec. 18 — The NFL announces the 2019 Pro Bowl roster, with the Los Angeles Chargers having a league-high seven players named to the All-Star game: WR Keenan Allen, RB Melvin Gordon III, DE Melvin Ingram III, S Derwin James, C Mike Pouncey, QB Philip Rivers and Adrian Phillips as the special teamer.

2019

- Jan. 6 — After finishing tied for the best record in the AFC at 12-4, the Chargers travel to Baltimore and defeat the Ravens 23-17 in an AFC Wild Card round matchup.

- Sept. 10 — RB Austin Ekeler becomes just the third running back since 2010 to post 150 scrimmage yards and three touchdowns in a season opener.

- Sept. 15 — SoFi acquires naming rights to the Chargers new stadium at Hollywood Park in a reported 20-year deal.

- Nov. 3 — DE Joey Bosa records his third-straight game with multiple sacks, becoming the first Charger to do so since 2010.

- Dec. 8 — RB Austin Ekeler recorded the 35th 100-yard rushing / 100-yard receiving game in NFL history, doing so on just 12 offensive touches — the fewest in a 100/100 performance in NFL history.

2020

- Jan. 14 — TE Antonio Gates, the NFL's all-time receiving touchdown leader among tight ends, retires as a Charger. He finished his career atop the team record books in receptions, yards and scores. Gates remains with the organization following his retirement as a Legends Ambassador.

- Feb. 10 — The Chargers and QB Philip Rivers mutually agree that Rivers will enter free agency and not return to the team for the 2020 season.

- March 16 — The Los Angeles Regional Food Bank announces a \$250,000 gift from The Los Angeles Chargers to ensure hunger relief services continue uninterrupted for Los Angeles County children, seniors, individuals and families amid the Coronavirus crisis one of the first high-profile donations to a local food bank of the Covid-19 pandemic.

- March 18 — The Bolts trade for five-time Pro Bowl G Trai Turner from Carolina, the team's first trade for a Pro Bowl player since acquiring WR Chris Chambers from Miami in 2007.

- March 24 — For the 2020 season, the team's first in its new home SoFi Stadium, the Chargers introduce an update to the team's iconic 'Bolt' mark and a new logotype. The new, sleeker Bolt is accompanied by a bolt emoji built into the logotype.

- April 2 — The Chargers, along with team partners KCBS and iHeartRadio, host a telethon to raise money, supplies and awareness for Los Angeles Unified School District students and their families that are struggling due to the COVID-19 pandemic. The fundraiser raised more than \$1.6 million and included donations from Owner and Chairman of the Board Dean Spanos and Head Coach Anthony Lynn.

- April 21 — On NFL Network's *Good Morning Football*, the Chargers unveil much-anticipated new uniforms to nearly universal acclaim; taking the best uniform in sports and making them better. The popular uniform set spans six different combinations and brings back numbers on the side of the Chargers helmet and an updated yellow pant that can be worn home or away. Additionally, the set includes two updated alternate uniforms — one in royal blue and one in navy blue.

- April 23 — Los Angeles selects QB Justin Herbert No. 6 overall, the first quarterback drafted by the Bolts in the first round since 2004. Later in the night, the Chargers trade back into the first round to pick LB Kenneth Murray Jr., at No. 23. It marks the first time the team pulled off a draft-day trade to get back into the first round since 1983.

June 2 — Chargers head coach Anthony Lynn speaks out on social justice and the state of racial equity in America in a Los Angeles Times column. The Chargers subsequently publish a video of current and former players reciting Langston Hughes iconic poem “I, Too.” The video, which recognizes recent victims of police brutality by name, is one of the strongest public statements on social justice taken by an American professional sports franchise to date.

June 14 — Minority Owner, Bill Fox, dies at the age of 94.

July 14 — The Chargers joined the other 10 sports teams in the Los Angeles area to form THE ALLIANCE: Los Angeles. It’s a comprehensive five-year commitment to drive investment and impact for social justice through sport.

July 27 — The National Football League announces the 2020 preseason has been canceled as the NFL and NFLPA continue to set guidelines and protocols for the regular season amid COVID-19 pandemic.

Aug. 1 — The Bolts sign Pro Bowl DE Joey Bosa to a multi-year contract extension.

Sept. 20 — The Chargers host their first regular-season game at SoFi Stadium against the Kansas City Chiefs, falling 23-20 in overtime. Rookie QB Justin Herbert made the first start of his career, becoming the third player in NFL history to throw for 300-plus yards and run for a score in a debut. Herbert ran in the four-yard touchdown on his first career drive and threw his first career score later in the first half, making him the first player since 1954 to run and pass for a touchdown in the first half of an NFL debut.

Oct. 11 — The National Football League announces changes to the Chargers schedule due to COVID-19 schedule changes for other teams. The bye week moves from Week 10 to Week 6, giving the Bolts a Week 6 bye for the first time since 2009.

Oct. 25 — The Los Angeles Chargers defeat the Jacksonville Jaguars, 39-29, for the team’s first victory at SoFi Stadium. QB Justin Herbert finished the game with 347 passing yards, three touchdown passes and a rushing score — making him the first rookie quarterback in pro football history to record a victory while posting 300 yards, three passing scores and run for a touchdown while throwing no interceptions.

Nov. 15 — WR Keenan Allen becomes the franchise’s all-time receptions leader among wide receivers, passing Hall of Famer Charlie Joiner.

Nov. 22 — WR Keenan Allen sets a Chargers single-game record with 16 receptions, giving him six career games with 13-plus catches to set an NFL record. The game also gave Allen two games with at least 15 receptions, tying for the most in NFL history.

Nov. 29 — DE Joey Bosa sets career highs at Buffalo with nine tackles, three sacks, six tackles for loss, five quarterback hits, a fumble recovery and a pass defended, becoming the second player in over 10 years to put forth such a performance.

Dec. 13 — In his 100th career game, WR Keenan Allen hauls in nine passes in a home victory over Atlanta, giving him an NFL-record 624 career catches over the first 100 games of a career. Allen eclipsed 95 receptions for the season for his fourth-straight year topping 95 catches, good for the second-longest streak in NFL history.

Dec. 17 — In the team’s first-ever game played in Sin City, the Chargers defeat the Las Vegas Raiders, 30-27, in overtime. QB Justin Herbert continues his historic rookie campaign by throwing for 314 yards and two touchdowns while also running for a score. The rookie signal-caller ran in the one-yard touchdown in overtime to record his second game-winning drive in as many outings.

Dec. 27 — QB Justin Herbert leads the team on a game-winning drive in the fourth quarter or overtime for the third game in a row. He becomes the third rookie quarterback to do so since the 1970 NFL-AFL merger. Herbert threw his lone touchdown of the day to RB Austin Ekeler, who became the third-youngest running back in the common draft era (since 1967) to reach 15 career receiving scores.

2021

Jan. 3 — QB Justin Herbert caps a record-setting rookie season by leading the Chargers to four-straight victories to close out the year, winning the season finale in Kansas City, 38-21. In the game, Herbert becomes the youngest player in history to throw 30 touchdowns in a single season, doing so at 22 years, 299 days old. He ends the year as the all-time rookie record holder in total touchdowns (36) passing touchdowns (31) and completions (396).

Jan. 4 — Anthony Lynn is relieved of his duties as Chargers head coach.

Jan. 17 — The Chargers agree to terms with Brandon Staley as the 17th head coach in franchise history.

Jan. 20 — QB Philip Rivers announces his retirement from professional football after 17 NFL seasons, including his first 16 as a member of the Chargers. He ends his career having started 240 consecutive games at quarterback, the second-longest streak in NFL history.

Feb. 6 — The National Football League hosts NFL Honors at SoFi Stadium. At the event, QB Justin Herbert is named Offensive Rookie of the Year from *The Associated Press*, becoming the second Charger in history to win the award. Herbert was also presented the Pepsi Zero Sugar Rookie of the Year Award, which he won in a fan vote after winning the weekly vote a record-tying nine times during the season.

DRAFT HISTORY

*Compensatory Selection

1960

First selections to stock franchises — Nov. 22, 1959

Round	Overall	Player	Position	College
6**		Monty Stickles	E	Notre Dame
				**Territorial Selection
		Ted Acreman	E	Indiana
		Bob Bercich	HB	Michigan State
		Barney Berlinger	E	Pennsylvania
		Charles Boone	C	Richmond
		Bobby Boyd	QB	Oklahoma
		Byron Bradford	T	Southern Mississippi
		Rodney Breedlove	G	Maryland
		Tom Budrewicz	T	Brown
		James Cameron	C	East Texas State
		Jack Crouthamel	HB	Dartmouth
		Pete Davidson	T-G	The Citadel
		Floyd Faucette	HB	Georgia Tech
		Charles Flowers	FB	Mississippi
		Bobby Franklin	QB	Mississippi
		Bob Jeter	HB	Iowa
		Bill Linder	T	Pittsburgh
		Billy Locklin	T	New Mexico State
		William Lopasky	G	West Virginia
		Paul Maguire	E	The Citadel
		Ed McDaniel	QB	Oklahoma
		Charles Milstead	QB	Texas A&M
		Ed Pitts	T	South Carolina
		Bob Schlotz	C	Notre Dame
		Ed Serieka	FB	Xavier
		Russ Sloan	E	Missouri
		John Stolte	T	Kansas State
		Ron Stehouwer	T	Colorado
		Wayne Stewart	G	The Citadel
		Leonard Wilson	HB	Purdue
		Bob Zeman	DB	Wisconsin

Second selections to stock franchises

Round	Overall	Player	Position	College
		Gary Beabout	T/G	Purdue
		George Blair	DB	Mississippi
		Fran Brixius	T/G	Minnesota
		Joe Davis	T/G	The Citadel
		Robert DeMarco	T/G	Dayton
		Bob Hain	T/G	Iowa
		Chuck Janssen	T/G	Tulsa
		Gordon Kelley	E	Georgia
		Larry Lancaster	G/T	Georgia
		Marv Lasater	HB	TCU
		Warren Lashua	E	Whitworth (Wash.)
		Perry McGriff	E	Florida
		Kirk Phares	T/G	South Carolina
		Lamar Rawson	HB	Auburn
		Ronald Ray	T-G	Howard Payne
		Ken Talkington	QB	Texas Tech
		John Talley	QB	Northwestern
		Bob Waters	HB	Presbyterian (S.C.)
		Bob Wehking	C	Florida
		Larry Womack	HB	Colorado State

1961

Drafted alternately 7-8 — Nov. 23, 1960 (Rounds 1-6); Dec. 5, 1960 (7-30)

Round	Overall	Player	Position	College
1	7	Earle Faison	DE	Indiana
2	16	Keith Lincoln	HB	Washington State
3	23	Marlin McKeever	E	Southern California
4	32	Jimmy Johnson	HB	UCLA
5	39	Bill Kilmer	QB	UCLA
6a	46	Calvin Bird	HB	Kentucky
6b	48	Cliff Roberts	T	Illinois
7	55	Claude Gibson	QB	North Carolina State
8	64	Charley Johnson	DB	New Mexico State
9	71	Bob Scarpitto	QB	Notre Dame
10	80	Willie Hector	G	Pacific
11	87	Greg Larson	C	Minnesota
12	96	Hezekiah Braxton	FB	Virginia Union
13	103	Dale Messer	FB	Fresno State
15	119	Ernie Ladd	T	Grambling
16	128	Bud Whitehead	DB	Florida State
18	144	Ed Dyas	FB	Auburn
19	151	Jack Espenship	HB	Florida
21	167	Gene Gaines	HB	UCLA
23	183	Glenn Bass	HB	East Carolina
24	192	Ben Balme	G	Yale
26	208	Bill Kinnune	E	Washington
27	215	Luther Hayes	E	Southern California
28	224	Chuck Allen	G	Washington
29	231	Dan Ficca	T	Southern California
30	240	Mike McKeever	G	Southern California

Future Selections

Round	Overall	Player	Position	College
14	112	Billy Wilson	T	Auburn
17	135	Reg Carolan	E	Idaho
20	160	Mike Lucci	C	Tennessee
22	176	John Brown	T	Syracuse
25	199	Don Coffee	E	Memphis State

1962

Drafted 8 — Dec. 2, 1961 (Rounds 1-25); Dec. 16, 1961 (26-34)

Round	Overall	Player	Position	College
1	8	Bob Ferguson	FB	Ohio State
2	16	Dick Hudson	T	Memphis State
3	24	John Hadl	QB	Kansas
4a	31	Bob Hill	T	Notre Dame
4b	32	Mack Burton	HB	San Jose State
5a	34	Bob Mitinger	DE	Penn State
5b	40	John Cornett	T	Rice
6a	42	Roy Winston	G	Louisiana State
6b	48	Frank Buncom	LB	Southern California
7a	51	Wendell Harris	HB	Louisiana State
7b	56	Bob Jackson	FB	New Mexico State
8	64	Jerry Robinson	HB	Grambling
9	72	Tommy Minter	T	Baylor
10	80	Dan Sullivan	T	Boston College
11	88	Irv Bishop	G	Fresno State
12a	93	Ralph Smith	E	Mississippi
12b	96	George Andrie	E	Marquette
13	104	Charles Bryant	E	Ohio State
17	136	Frank Gardner	T	North Carolina College
20	160	Ron Hermann	QB	Bradley
24	192**	Homer Jones	HB	Texas Southern
25	200	Sam Gruneisen	E	**Selection Voided Villanova

Future Selections

Round	Overall	Player	Position	College
13	105	Bert Coan	HB	Kansas
14	112	James Bates	HB	Southern California
15	120	Fred Moore	T	Memphis State
16	128	George Gross	T	Auburn
18	144	Denny Biodrowski	E	Memphis State
19	152	Mike Lind	FB	Notre Dame
21	168	Jesse Williams	E	Fresno State
22	176	Jim Thibert	E	Toledo
23	184	Dick Farris	G	North Texas State
26	208	Mike Wouffe	G	Colorado
27	216	Mel Rideout	QB	Richmond
28	224	Ben Wilson	FB	Southern California

1963

Drafted 2 — Dec. 1, 1962

Round	Overall	Player	Position	College
1	2	Walt Sweeney	E	Syracuse
2	10	Rufus Guthrie	G	Georgia Tech
3a	17	Dave Robinson	E	Penn State
3b	18	Keith Kinderman	HB	Florida State
4	26	Roy Williams	T	Pacific
5	34	Larry Glueck	HB	Villanova
6	42	Pat Emerick	LB	Western Michigan
8	58	Gene Heeter	E	West Virginia
9	66	Steve Barnett	T	Oregon
10	74	Don Scott	T	Tampa
11	82	Bob Petrich	T	West Texas State
12	90	Terry Baker	QB	Oregon State
13	98	Dick Walton	G	Iowa State
19	146	Ernest Park	T	McMurray (Texas)
24	186	Bill Frank	T	Colorado
25	194	Jerry Jazzanti	T	Arkansas

Future Selections

Round	Overall	Player	Position	College
14a	106	Frank Lasky	T	Florida
14b	107	Harrison Rosdahl	G	Penn State
14c	109	Jack Cverko	G	Northwestern
15	114	Mike Fracchia	HB	Alabama
16	122	Gene Breen	LB	Virginia Tech
17	130	Dick Drummond	HB	George Washington
20	154	Buddy Soefker	LB	Louisiana State
21	162	Dan Points	T	Cincinnati
22	170	Roger Gill	HB	Texas Tech
23	178	Paul Watters	T	Miami (Ohio)
26	202	Ken Dill	C	Mississippi
27	210	Harry Butsko	G	Maryland
28	218	Steve Berzansky	FB	West Virginia
29	226	Herman Hamp	HB	Fresno State

1964

Drafted 8 — Nov. 30, 1963

Round	Overall	Player	Position	College
1	8	Ted Davis	E	Georgia Tech
2	16	John Kirby	LB	Nebraska
3	24	Perry Lee Dunn	DB	Mississippi
4	32	Dave Parks	E	Texas Tech
5a	36	Pete Goimarc	C	West Virginia
5b	40	Gary Kirner	T	Southern California
6	48	Willie Brown	S	Southern California
7a	51	Roger Anderson	T	Virginia Union
7b	56	Pat Batten	FB	Hardin-Simmons
8	64	George Seals	T	Missouri
10a	74	Bob Long	E	Wichita State
10b	80	Dick Bowman	E	Syracuse
11	88	Bob Horton	FB	Boston University
12	96	Ron Carpenter	E	Texas A&M
13	104	Kenny Graham	S	Washington State

Future Selections

Round	Overall	Player	Position	College
1	8	Howard Kindig	C	Los Angeles State
2	16	Ed Mitchell	T	Southern (La.)
3	24	Bob Daugherty	HB	Tulsa
4	32	John Farris	T	San Diego State
5	40	Bobby Robinson	G/LB	Mississippi
6	48	Paul Cercel	C/LB	Pittsburgh
7	56	Dick Klein	T	Wichita State
8	64	Allen Robinson	HB	Brigham Young
9	72	Charles Hinton	C	Mississippi
10	80	Ron Smith	QB	Richmond
11	88	Bill Ban Burkelo	HB	Tulsa
12	96	Tom Lucas	G	Mississippi
13	104	Frank Kinard	FB	Mississippi

1965

Drafted 6 — Nov. 28, 1964

Round	Overall	Player	Position	College
1	6	Steve DeLong	G	Tennessee
2	14	Roy Jefferson	E	Utah
3	22	Allen Brown	E	Mississippi
4	30	Steve Tensi	QB	Florida State
5	38	Rick Redman	LB	Washington
6	46	Will Beasley	FB	North Carolina A&T
7	54	Jack Snow	E	Notre Dame
8	62	Clancy Williams	HB	Washington State
9	70	Jerry Wheelchel	QB	Massachusetts
10	78	Gene Foster	G	Arizona State
11	86	Veran Smith	G	Utah State
12	94	Jim Allison	FB	San Diego State
13	102	Bill Quigley	LB	Villanova
14	110	Don Floyd	E	Florida State
15	118	Mike Howell	DB	Grambling
16	126	John Gooden	LB	San Diego State
17	134	Leon Hardy	T	Texas Southern
18	142	Bobby Evans	T	Texas A&M
19	150	Braden Beck	K	Stanford
20	158	Jack Edwards	C	Florida State

Future Selections

Round	Overall	Player	Position	College
1	6	Gary Garrison	E	San Diego State
2	14	Larry Martin	T	San Diego State
3	22	Stan Dzur	T/DE	California
4	30	Doug Woodlief	LB	Memphis State
5	38	Jim Weatherwax	T	Cal State LA
6	46	Tom Good	LB	Marshall
7	54	Wayne Waff	E	East Tennessee State
8	62	Roy Shivers	HB	Utah State
9	70	Tony Carey	HB	Notre Dame
10	78	Dave Plump	HB	Fresno State
11	86	Jeff White	E	Texas Tech
12	94	Mike Cicollella	LB	Dayton

1966

Drafted 8 — Nov. 28, 1965

Round	Overall	Player	Position	College
1	7	Don Davis	T	Cal State LA
2	17	Nick Rassas	HB	Notre Dame
3	26	Milt Morin	E	Massachusetts
4	35	Charles Brown	HB	Syracuse
5	44	Russ Smith	HB	Miami
6	54	Gary Pettigrew	DE	Stanford
7	63	Jim Tolbert	E	Lincoln (Mo.)
8	72	Doug Buffone	LB	Louisville
9	81	Taft Reed	E/DB	Jackson State
10	90	Danny Pride	LB	Tennessee A&I
11	99	Terry Owens	E	Jacksonville State (Ala.)
12	108	Ray Jones	HB	Cal State LA
13	117	Houston Ridge	DE	San Diego State
14	126	Mike London	E	Wisconsin
15	135	Shelly Novack	E	Long Beach State
16	144	Bill Scott	DB	Idaho
17	153	Ron Ogle	DT	Long Beach State
18	162	John Travis	HB	San Jose State
19	171	Jerome Bell	C	Oklahoma
20	180	Bill McDowell	LB	Florida State

Future Selections

Round	Overall	Player	Position	College
1	8	Bob Windsor	E	Kentucky
2	17	Diron Talbert	T	Texas
3	26	Jeff Staggs	LB	San Diego State
4	35	LaVerle Pratt	LB	Idaho
5	44	Home Nixon	E	Southern (La.)
6	53	Joe Beauchamp	S	Iowa State
7	62	Brad Hubbard	HB	Arizona
8	71	Samuel "St." Saffold	E	San Jose State
9	80	Wayne Page	DB	Clemson
10	89	Wayne Becker	T	Montana
11	98	Hugh Wright	FB	Adams State (Colo.)

1967

Drafted 14 – March 14-16

Round	Overall	Player	Position	College
1	14	Ron Billingsley	DT	Wyoming
2a	40	Ron McCall	LB	Weber State
2b	48	Bob Howard	CB	San Diego State
3	67	Harold Akin	T	Oklahoma State
4	94	Dickie Post	HB	Houston
5	121	Bernard Erickson	LB	Abilene Christian
6	173	Nate Johns	FL	San Diego State
7	173	David Conway	K	Texas
8	199	John Mills	E	Tennessee
9	225	Steve Newell	E	Long Beach State
10	251	Torre Ossmo	T	Western Michigan
11	277	Carroll Jarvis	HB	Virginia
13	329	Leon Carr	DB	Prairie View A&M
14	355	Martin Baccaglio	DT	San Jose State
15	381	Craig Scoggins	E	San Diego State
16	407	Paul Phillips	T	South Carolina
17	433	John Gibbs	HB	South Carolina State

1968

Drafted alternately 18-17 – January 21-23

Round	Overall	Player	Position	College
1a	4	Russ Washington	T	Missouri
1b	18	Jim Hill	S	Texas A&I
2	43	Bill Lenkaitis	C	Penn State
4	100	Ken Dyer	FL	Arizona State
5	129	William Perry	TE	Kent State
7	183	Lane Fenner	FL	Florida State
8	209	Elliott Gammage	TE	Tennessee
9	237	Grundy Harris	RB	Southern (La.)
11	291	Dennis Partee	K	Southern Methodist
12	317	Jeff Queen	LB	Morgan State (Md.)
13	345	Fred Combs	DB	North Carolina State
14	371	Jim Campbell	LB	West Texas State
15a	399	Dan Kramarczyk	T	Dayton
15b	403	Robert Wells	T	Johnson C. Smith (N.C.)
16	425	Dick Farley	DE	Boston University
17	453	Dan Andrews	TE	West Texas State

1969

Drafted 18 – January 28-30

Round	Overall	Player	Position	College
1a	9	Marty Domres	QB	Columbia
1b	15	Bob Babich	LB	Miami (Ohio)
2	44	Ron Sayers	RB	Nebraska-Omaha
3	70	Eugene Ferguson	T	Norfolk State
5	122	Harry "Skip" Orszulak	FL	Pittsburgh
6	147	Terry Swam	FL	Colorado State
8	200	Craig Cotton	FL	Youngstown State
9	226	Joe Williams	DB	Southern (La.)
10	251	David Arnold	G	Northwestern State (La.)
11	278	Willie Norwood	TE	Alcorn A&M
12	304	Jim White	RB	Arkansas AM&N
13	330	Mike Simpson	DB	Houston
14	356	Bill Ackman	DT	New Mexico State
15	382	Charlie Jarvis	RB	Army
16	408	Willie Davenport	FL	Southern (La.)
17	434	Larry Rentz	DB	Florida

1970

Drafted alternately 15-16 – January 27-28

Round	Overall	Player	Position	College
1	15	Walker Gillette	WR	Richmond
2	42	Tom Williams	DT	UC Davis
4	94	Bill Maddox	TE	Syracuse
5	119	Pettus Farrar	RB	Norfolk State
6	146	Billy Parks	WR	Long Beach State
7	171	Jim Fabish	DB	UTEP
8	198	Wayne Clark	QB	U.S. International (Calif.)
9	223	Chris Fletcher	S	Temple
10	250	Mac Steen	G	Florida
11	275	Jack Protz	LB	Syracuse
12	302	Howard Gravelle	TE	UC Davis
13	327	Bernard Bradley	DB	Utah State
14	354	Tyronne Caldwell	DT	South Carolina State
15	379	Eugene Childs	RB	UTEP
16	406	Mike Green	RB	Nebraska
17	431	David Sanks	G	Louisville

1971

Drafted 13 – January 28-29

Round	Overall	Player	Position	College
1	13	Leon Burns	RB	Long Beach State
3	65	Mike Montgomery	RB	Kansas State
5a	115	Bryant Salter	S	Pittsburgh
5b	117	Ray White	LB	Syracuse
5c	119	Phil Aschke	DE	Duke
6	143	Jacob Mayes	RB	Tennessee State
7	169	Chuck Dicus	WR	Arkansas
8	195	Leon Van Gorkum	DE	San Diego State
9	221	John Tanner	TE	Tennessee Tech
10	247	Gary Nowak	TE	Michigan State
11	273	Don Pinson	DB	Tennessee State
12	299	Wesley Garner	WR	Utah State
13	325	Sammy Millett	WR	Mississippi State
14	351	Ed O'Daniel	DE	Texas Southern
15	377	Eric Humston	LB	Muskingum (Ohio)
16	403	Ed Foote	C	Hawaii
17	429	Chip Kell	C	Tennessee

1972

Drafted alternately 11-10-9-13-12 – February 1-2

Round	Overall	Player	Position	College
2	36	Pete Lazetich	DE	Stanford
3	61	Bill McClard	K	Arkansas
5a	116	Jim Bishop	TE	Tennessee Tech
5b	130	Harry Gooden	DE	Alcorn A&M
6	141	Bruce Ward	G	San Diego State
9	221	Fran Schmitz	DT	St. Norbert (Wis.)
10	246	Lon Kolstad	LB	Wisconsin-Whitewater
11	270	John Turner	TE	Long Beach State
12	295	Sam Key	LB	Elon (N.C.)
13	321	Andy Selfridge	LB	Virginia
14	351	John Van Reenen	DE	Washington State
15	376	Charles Neugent	DB	Tuskegee (Ala.)
16	401	James Shaw	DB	Tulsa
17a	423	Oscar Dragon	RB	Arizona State
17b	426	Bob Tackett	T	UTEP

1973

Drafted alternately 6-5-8-7 – January 30-31

Round	Overall	Player	Position	College
1	25	Johnny Rodgers	WR	Nebraska
3	64	Dan Fouts	QB	Oregon
4	84	James Thaxton	TE	Tennessee State
5a	123	Willie McGee	WR/KR	Alcorn A&M
5b	125	John Knobie	LB	Weber State
6	135	Marvin Roberts	C	Michigan State
9	214	Tab Bennett	LB	Illinois
10	239	Cliff Burnett	DE	Montana
11	268	Jay Douglas	C	Memphis State
12	293	Lynn Ahrens	DT	Eastern Montana
13	318	Alfred Reese	RB	Tennessee State
14	343	Tony Adams	QB	Utah State
15	372	Gary Parris	TE	Florida State
16	397	Joe Petty	DB	Arizona State
17	422	Barry Darrow	T	Montana

1974

Drafted alternately 2-3 – January 29-30

Round	Overall	Player	Position	College
1a	2	Bo Matthews	RB	Colorado
1b	15	Don Goode	LB	Kansas
2	43	Mark Markovich	C	Penn State
4	81	Harrison Davis	WR	Virginia
5	105	John Teerlink	DT	Western Illinois
6	113	Jesse Freitas	QB	San Diego State
8a	185	Tom Forrest	G	Cincinnati
8b	206	Bon Boatwright	T	Oklahoma State
9	210	Danny Colbert	S	Tulsa
10	237	John Ketchoyian	LB	Santa Clara
11	262	Dave Grannell	TE	Arizona State
12	289	Sam Williams	DB	California
13	314	Brian Vertefeuille	T	Idaho State
14	341	Greg Bailey	LB	Long Beach State
15a	366	Charles Anthony	DB	Southern California
15b	386	Greg Meczka	TE	Bowling Green State
16	393	Neal Skarin	DE	Arizona State
17	418	Charles DeJurnett	DT	San Jose State

1975

Drafted alternately 8-7-6 — January 28-29

Round	Overall	Player	Position	College
1a	8	Gary Johnson	DT	Grambling State
1b	22	Mike Williams	CB	Louisiana State
2a	30	Louie Kelcher	DT	Southern Methodist
2b	33	Fred Dean	LB	Louisiana Tech
3	73	Mike Fuller	DB	Auburn
4	101	Ken Bernich	LB	Auburn
5a	111	Kevin Nosbusch	DT	Notre Dame
5b	125	Charles Waddell	TE	North Carolina
6a	134	John Carroll	WR	Oklahoma
6b	136	Billy Shields	T	Georgia Tech
7	164	Rickey Young	RB	Jackson State
8a	203	Barry Collier	T	Georgia
8b	206	Ralph Perretta	G	Purdue
9	214	Larry Keller	LB	Houston
10	242	Otha Bradley	DT	Southern California
11a	267	Vince Phason	DB	Arizona
11b	284	Ike McBee	WR	San Jose State
12	292	Jerry Dahl	LB	North Dakota State
13a	320	Pete Demmerle	WR	Notre Dame
13b	335	Glen Printers	RB	Southern California
14	345	Reggie Barnett	DB	Notre Dame
15	370	John Rousch	G	Oklahoma
16	398	Chip Salvestrini	G	Yankton (S.D.)
17	423	Neal Jeffrey	QB	Baylor

1976

Drafted alternately 4-3 — April 8-9

Round	Overall	Player	Position	College
1	4	Joe Washington	RB	Oklahoma
2	31	Don Macek	G	Boston College
3	64	Larry Dorsey	WR	Tennessee State
4a	94	Bob Horn	MLB	Oregon State
4b	113	Ron Singleton	TE	Grambling State
4c	115	Artie Owens	WR	West Virginia
5	131	Woodrow Lowe	LB	Alabama
8	212	John DiRienzo	K	Oklahoma
9	251	Glynn Harrison	RB	Georgia
10	268	Jeff Perlinger	DE	Michigan
11	295	Ray Preston	LB	Syracuse
12	322	Ron Lee	S	Oregon
13	351	John Lee	DT	Nebraska
14	378	Ed Jones	G	Cincinnati
15	407	Jack Hoffman	DL	Indiana
16	434	Jack Harrison	G	California
17	463	Clarence Sanders	LB	Cincinnati

1977

Drafted alternately 14-13-12 — May 3-4

Round	Overall	Player	Position	College
1	24	Bob Rush	C	Memphis State
3	77	Keith King	S	Colorado State
5a	124	Clarence Williams	RB	South Carolina
5b	128	Cliff Olander	QB/P	New Mexico State
6a	146	Dave Lindstrom	DE	Boston University
6b	151	Lawrence Barnes	RB	Tennessee State
6c	152	Pete Shaw	S	Northwestern
7	181	Ron Bush	CB	Southern California
9	234	Gene Washington	WR	Georgia
10	265	Curtis Townsend	LB	Arkansas
12	319	Jim Stansk	TE	Eastern Michigan

1978

Drafted alternately 14-13-15 — May 2-3

Round	Overall	Player	Position	College
1	14	John Jefferson	WR	Arizona State
2	41	Milton Hardaway	T	Oklahoma State
3	71	Rickey Anderson	RB	South Carolina State
5	135	John Choma	G	Virginia
7	180	Cliff Featherstone	CB	Colorado State
8	200	Gavin Hedrick	P	Washington State
9a	237	Henry Bradley	DT	Alcorn State
9b	248	Blake Whitlatch	LB	Louisiana State
10	264	Charles Price	TE	Cincinnati
12	321	Kevin Bell	WR	Lamar (Texas)

1979

Drafted alternately 20-19-18-17-21 — May 3-4

Round	Overall	Player	Position	College
1	13	Kellen Winslow	TE	Missouri
3	73	Cliff Thrift	MLB	East Central Okla. St.
4	104	John Floyd	WR	Northeast Louisiana
8	210	Wilburt Haslip	RB	Hawai'i
9	237	Alvin Garrett	WR	Angelo State (Texas)
10a	265	Tony Petruccio	DT	Penn State
10b	269	Al Green	S	Louisiana State
11	295	Dave Rader	QB	Tulsa
12	321	Frank Duncan	S	San Francisco State

1980

Drafted 24 — April 29-30

Round	Overall	Player	Position	College
4a	101	Ed Luther	QB	San Jose State
4b	108	Bob Gregor	S	Washington State
6a	151	LaRue Harrington	RB	Norfolk State
6b	163	Wayne Hamilton	LB	Alabama
7a	175	Chuck Loewen	P	South Dakota State
7b	175	Stuart Dodds	P	Montana State
8	219	Curis Sirmones	RB	North Alabama
9	247	Steve Whitman	RB	Alabama
11	303	John Singleton	DE	UTEP
12	331	Harry Price	WR	McNeese State (La.)

Supplemental Draft — July 17

Round	Overall	Player	Position	College
9	243	Billy Mullins	WR	Southern California

1981

Drafted 24 — April 28-29

Round	Overall	Player	Position	College
1	24	James Brooks	RB/KR	Auburn
3	77	Irvin Phillips	CB	Arkansas Tech
4a	103	Amos Lawrence	RB	North Carolina
4b	107	Eric Sievers	TE	Maryland
5	131	Keith Ferguson	LB	Ohio State
6a	141	Andrew Gissingier	T	Syracuse
6b	162	Bobby Duckworth	WR	Arkansas
7	189	Pete Holohan	TE	Notre Dame
10	268	Robert Parham	FB	Grambling State
11a	280	Matt Petrzalka	T	Iowa
11b	300	Carlos Bradley	LB	Wake Forest
12	327	Stacy Charles	WR	Bethune-Cookman

1982

Drafted alternately 23-22-21-20-23 — April 27-28

Round	Overall	Player	Position	College
7	188	Hollis Hull	CB	Clemson
8	215	Maury Buford	P	Texas Tech
9	246	Warren Lyles	DT	Alabama
10	273	Andre Young	S	Louisiana Tech
11	299	Anthony Watson	S	New Mexico

1983

Drafted alternately 22-21-24-23-22 — May 2

Round	Overall	Player	Position	College
1a	5	Billy Ray Smith	LB	Arkansas
1b	20	Gary Anderson	RB	Arkansas
1c	22	Gill Byrd	CB	San Jose State
4	95	Danny Walters	CB	Arkansas
6	141	Trumaine Johnson	WR	Grambling State
7	192	Bill Elko	DT	Louisiana State
8	202	Earnest Jackson	RB	Texas A&M
9	245	Mike Green	LB	Oklahoma State
10	272	Bruce Mathison	QB	Nebraska
11a	303	Tim Kearse	WR	San Jose State
11b	308	Tim Spencer	RB	Ohio State
12a	314	Billy Blalock	S	Tennessee Tech
12b	330	Chuck Ehin	DE	Brigham Young

1984

Drafted alternately 6-5 — May 1

Round	Overall	Player	Position	College
1	6	Mossy Cade	CB	Texas
2	33	Mike Guendling	LB	Northwestern
5	118	Lionel James	RB/KR	Auburn
6	144	Keith Guthrie	NT	Texas A&M
7	173	Jesse Bendross	WR	Alabama
8a	199	Ray Woodard	DE	Texas
8b	219	Bob Craighead	RB	Northeast Louisiana
9	230	Zachary Barnes	DE	Alabama State
11	286	Buford McGehee	RB	Mississippi
12	331	Paine Harper	WR	LaVerne (Calif.)

Supplemental Draft — Drafted alternately 6-5-6 — June 5

Round	Overall	Player	Position	College
1	6	Lee Williams	DE	Bethune-Cookman
		Previously of USFL's Los Angeles Express		
2	33	Steve Smith	QB	Michigan
		Previously of CFL's Montreal Alouettes		
3	62	Clarence Collins	WR	Southern Illinois
		Previously of USFL's New Jersey Generals		

1985

Drafted alternately 12-11-10 – April 30

Round	Overall	Player	Position	College
1	12	Jim Lachey	T	Ohio State
2a	39	Wayne Davis	CB	Indiana State
2b	55	Jeff Dale	S	Louisiana State
3	69	John Hendy	CB	Long Beach State
4	96	Ralf Mojsiejenko	P/K	Michigan State
6	196	Terry Lewis	CB	Michigan State
7	196	Mark Fellows	OLB	Montana State
8	207	Curtis Adams	RB	Central Michigan
9a	234	Paul Berner	QB	Pacific
9b	252	Dan Remsberg	T	Abilene Christian
10	264	David King	CB	Auburn
11	291	Jeff Smith	NT	Kentucky
12a	318	Tony Simmons	DE	Tennessee
12b	329	Bret Pearson	TE	Wisconsin

1986

Drafted alternately 14-17-16 – April 29

Round	Overall	Player	Position	College
1a	8	Leslie O'Neal	DE	Oklahoma State
1b	13	James FitzPatrick	DE	Southern California
3a	67	Terry Unrein	DE	Colorado State
3b	71	Jeff Walker	T	Memphis State
4a	95	Ty Allert	OLB	Texas
4b	97	Tommy Taylor	ILB	UCLA
5a	118	Doug Landry	OLB	Louisiana Tech
5b	129	Donald Brown	CB	Maryland
5c	133	Matt Johnson	S	Southern California
6	155	Curtis Pardridge	WR	Northern Illinois
7	182	Fred Smalls	OLB	West Virginia
8	209	Mike Perrino	T	Notre Dame
9	235	Mike Zordich	S	Penn State
11a	293	Charles Sanders	RB	Slippery Rock (Pa.)
11b	298	Drew Smetana	T	Oregon
12a	320	Jeff Sprowls	S	Brigham Young
12b	330	Mike Travis	S	Georgia Tech

1987

Drafted alternately 5-4-3 – April 28

Round	Overall	Player	Position	College
1	24	Rod Bernstine	TE	Texas A&M
2	53	Louis Brock	CB	Southern California
3	59	Karl Wilson	DE	Louisiana State
4	88	Mark Vlasic	QB	Iowa
5	115	Nelson Jones	CB	North Carolina State
7	173	Jamie Holland	WR	Ohio State
8a	199	Joe Mac Esker	T	UTEP
8b	204	Ron Brown	OLB	Southern California
9	226	Tom Wilcher	RB	Michigan
10	256	Anthony Anderson	DB	Grambling State
11	284	Joe Goebel	C	UCLA
12	310	Marcus Greenwood	RB	UCLA

1988

Drafted alternately 15-19-18-17-16 – April 24-25

Round	Overall	Player	Position	College
1	15	Anthony Miller	WR	Tennessee
3	60	Quinn Early	WR	Iowa
4a	91	Joe Campbell	DE	New Mexico State
4b	93	Stacy Searels	C/G	Auburn
4c	98	David Richards	T	UCLA
6	152	Cedric Figaro	LB	Notre Dame
9	238	Joey Howard	T	Tennessee
11a	285	Ed Miller	C	Pittsburgh
11b	292	George Hinkle	DE	Arizona
12	324	Wendell Phillips	S	North Alabama

1989

Drafted alternately 8-9 – April 23-24

Round	Overall	Player	Position	College
1	8	Burt Grossman	DE	Pittsburgh
2a	37	Courtney Hall	C	Rice
2b	51	Billy Joe Tolliver	QB	Texas Tech
5	120	Elliot Smith	CB	Alcorn State
7a	183	Marion Butts	FB	Florida State
7b	195	Terence Jones	QB	Tulane
8	204	Dana Brinson	WR/KR	Nebraska
9	231	Pat Davis	TE	Syracuse
10	260	Ricky Andrews	ILB	Washington
11	287	Victor Floyd	RB	Florida State

1990

Drafted alternately 7-8 – April 23-24

Round	Overall	Player	Position	College
1	5	Junior Seau	LB	Southern California
3a	57	Jeff Mills	OLB	Nebraska
3b	60	Leo Goegas	T	Hawaii
3c	67	Walter Wilson	WR	East Carolina
6a	138	John Friesz	QB	Idaho
6b	143	Frank Cornish	C/G	UCLA
6c	145	David Pool	CB	Carson-Newman (Tenn.)
6d	163	Derrick Walker	TE	Michigan
7a	172	Jeff Novak	T	Southeast Texas State
7b	185	Joe Staysniak	T	Ohio State
7c	187	Nate Lewis	WR	Oregon Tech
7d	193	Keith Collins	CB	Appalachian State
8	201	J.J. Flannigan	RB	Colorado
9	227	Chris Goetzdel	G	Pittsburgh
10	256	Ken Berry	CB	Miami
11	283	Tommie Stowers	HB	Missouri
12	326	Elliot Searcy	WR	Southern (La.)

1991

Drafted alternately 10-9-8-7-12-11 – April 21-22

Round	Overall	Player	Position	College
1	9	Stanley Richard	S	Texas
2a	36	George Thornton	DT	Alabama
2b	39	Erie Bieniemy	RB	Colorado
2c	47	Eric Moten	G	Michigan State
4	90	Yancey Thigpen	WR	Winston-Salem State
5a	123	Duane Young	TE	Michigan State
5b	127	Floyd Fields	S	Arizona State
6	150	Jimmy Laister	T	Oregon Tech
7a	177	David Jones	WR	Delaware State
7b	192	Terry Beauford	OL	Florida A&M
9a	230	Andy Katoo	LB	Oregon State
10a	254	Roland Poles	FB	Tennessee
10b	257	Mike Heldt	C	Notre Dame
11	290	Joe Weinberg	WR	Johnson C. Smith (N.C.)
12	317	Chris Samuels	RB	Texas

1992

Drafted alternately 5-6-7 – April 26-27

Round	Overall	Player	Position	College
1	23	Chris Mims	DE	Tennessee
2	33	Marquez Pope	CB	Fresno State
3	63	Ray Ethridge	WR	Pasadena C.C.
5a	117	Curtis Whitley	C	Clemson
5b	131	Kevin Little	LB	North Carolina A&T
5c	140	Eric Jonassen	DT	Bloomsburg (Pa.)
6	149	Reggie White	DT	North Carolina A&T
7	174	Deems May	TE	North Carolina
8	201	James Fuller	S	Portland State
9	231	Johnnie Barnes	WR	Hampton (Va.)
10	258	Arthur Paul	DT	Arizona State
11	285	Keith McAfee	RB	Texas A&M
12	315	Carlos Huerta	K	Miami

1993

Drafted alternately 20-24 – April 25-26

Round	Overall	Player	Position	College
1	22	Darrien Gordon	CB	Stanford
2	41	Natrone Means	RB	North Carolina
3	64	Joe Cocozzo	G	Michigan
4a	95	Raylee Johnson	DE	Arkansas
4b	99	Lew Bush	OLB	Washington State
5	134	Walter Dunson	WR	Middle Tennessee State
6	161	Eric Castle	FS	Oregon
7	188	Doug Miller	OLB	South Dakota State
8	222	Trent Green	QB	Indiana

1994

Drafted alternately 12-17 – April 24-25

Round	Overall	Player	Position	College
2a	43	Isaac Davis	G	Arkansas
2b	63*	Vaughn Parker	G	UCLA
3a	70	Andre Coleman	WR	Kansas State
3b	82*	Willie Clark	CB	Notre Dame
5a	137	Aaron Laing	TE	New Mexico State
5b	145	Rodney Harrison	S	Western Illinois
5c	150	Darren Krein	DE	Miami
5d	160*	Tony Vinson	RB	Towson State
7	207	Zane Beehn	LB	Kentucky

1995

Drafted 29 — April 22-23

Round	Overall	Player	Position	College
2a	34	Terrance Shaw	CB	Stephen F. Austin
2b	51	Terrell Fletcher	RB	Wisconsin
2c	61	Jimmy Oliver	WR	TCU
3a	93	Don Sasa	DT	Washington
3b	98	Preston Harrison	LB	Ohio State
4a	100	Chris Cowart	LB	Florida State
4b	104	Aaron Hayden	RB	Tennessee
5	162	Omar Ellison	WR	Florida State
6a	177	Troy Sienkiewicz	G	New Mexico State
6b	183	Brandon Harrison	WR	Howard Payne
6c	197	Craig Whelihan	QB	Pacific
6d	200	Tony Berti	T	Colorado
7	237	Mark Montreuil	CB	Concordia (Canada)

1996

Drafted alternately 21-20-19-23-22 — April 20-21

Round	Overall	Player	Position	College
2a	41	Bryan Still	WR	Virginia Tech
2b	50	Patrick Sapp	OLB	Clemson
3	81	Brian Roche	TE	San Jose State
4	114	Charlie Jones	WR	Fresno State
5	155	Junior Soli	DT	Arkansas
6a	190	Jim Mills	T	Idaho
6b	192	Bryan Stoltenberg	C	Colorado
7	231	Freddie Bradley	RB	Sonoma State (Calif.)

1997

Drafted alternately 16-15-14-13 — April 19-20

Round	Overall	Player	Position	College
2	45	Freddie Jones	TE	North Carolina
3	74	Michael Hamilton	OLB	North Carolina A&T
4	109	Raleigh Roundtree	T	South Carolina State
5a	138	Kenny Bynum	RB	South Carolina State
5b	146	Paul Bradford	CB	Portland State
6	178	Daniel Palmer	T	Air Force
7a	218	Toran James	LB	North Carolina A&T
7b	237*	Tony Corbin	QB	Sacramento State

1998

Drafted alternately 3-2-5-4 — April 18-19

Round	Overall	Player	Position	College
1	2	Ryan Leaf	QB	Washington State
2	59	Mikhael Ricks	WR	Stephen F. Austin
5	126	Cedric Harden	DE	Florida A&M
6	155	Clifford Ivory	CB	Troy State
7a	194	Jon Haskins	LB	Stanford
7b	234*	Kio Sanford	WR	Kentucky

Supplemental Draft — Drafted 4 — July 9

Round	Overall	Player	Position	College
2	1	Jamal Williams	DT	Oklahoma State

1999

Drafted alternately 8-9 — April 19-20

Round	Overall	Player	Position	College
2	—	Pick used in 1998 Supplemental Draft	—	—
2	60	Jermaine Fazande	FB	Oklahoma
3	69	Steve Heiden	TE	South Dakota State
4	104	Jason Perry	DB	North Carolina State
5a	139	Adrian Dingle	DE	Clemson
5b	141	Reginald Nelson	G	McNeese State (La.)
6	178	Tyrone Bell	DB	North Alabama

2000

Drafted alternately 13-12-21-19-18-16 — April 15-16

Round	Overall	Player	Position	College
2	43	Rogers Beckett	S	Marshall
3	83	Damion McIntosh	T	Kansas State
4a	111	Trevor Gaylor	WR	Miami (Ohio)
4b	113	Leonardo Carson	DT	Auburn
6a	184	Shannon Taylor	LB	Virginia
6b	203*	Damen Wheeler	CB	Colorado
6c	205*	JaJuan Seider	QB	Florida A&M
7	222	Jason Thomas	G	Hampton (Va.)

2001

Drafted 1 — April 21-22

Round	Overall	Player	Position	College
1	5	LaDainian Tomlinson	RB	TCU
2	32	Drew Brees	QB	Purdue
3	67	Tay Cody	CB	Florida State
4	112	Carlos Polk	LB	Nebraska
5a	132	Elliot Silvers	T	Washington
5b	139	Zeke Moreno	LB	Southern California
7a	201	Brandon Gorin	T	Purdue
7b	244*	Robert Carswell	FS	Clemson

2002

Drafted 5 — April 20-21

Round	Overall	Player	Position	College
1	5	Quentin Jammer	CB	Texas
2a	39	Toniou Fonoti	WR	Nebraska
2b	48	Reche Caldwell	WR	Florida
3	71	Ben Liber	LB	Kansas State
4	103	Justin Peele	TE	Oregon
5	142	Terry Charles	WR	Portland State
6	178	Matt Anderle	T	Minnesota
7	216	Seth Burford	QB	Cal Poly

2003

Drafted 15 — April 26-27

Round	Overall	Player	Position	College
1	30	Sammy Davis	CB	Texas A&M
2a	46	Drayton Florence	CB	Tuskegee (Ala.)
2b	62	Terrence Kiel	S	Texas A&M
3	80	Courtney VanBuren	T	Arkansas-Pine Bluff
4	112	Matt Wilhelm	LB	Ohio State
5	149	Mike Scifres	P	Western Illinois
6	188	Hanik Milligan	FS	Houston
7	229	Andrew Pinnock	FB	South Carolina

2004

Drafted 1 — April 24-25

Round	Overall	Player	Position	College
1	1	Eli Manning	QB	Mississippi
2	35	Igor Olshansky	DT	Oregon
3a	65	Nate Kaeding	K	Iowa
3b	66	Nick Hardwick	C	Purdue
4	98	Shaun Phillips	LB	Purdue
5a	133	Dave Ball	DE	UCLA
5b	154	Michael Turner	RB	Northern Illinois
6	169	Ryan Krause	TE	Nebraska-Omaha
7a	204	Ryan Bingham	DT	Nebraska
7b	209	Shave Olivea	G/T	Ohio State
7c	254*	Carlos Joseph	T	Miami

2005

Drafted 28 — April 23-24

Round	Overall	Player	Position	College
1a	12	Shawne Merriman	OLB	Maryland
1b	28	Luis Castillo	DE	Northwestern
2	61	Vincent Jackson	WR	Northern Colorado
4	130	Darren Sproles	RB	Kansas State
5	164	Wesley Britt	T	Alabama
6	177	Wes Mims	G	Oklahoma
7	242	Scott Mrczkowski	C	Bowling Green State

2006

Drafted alternately 19-18-17-16 — April 29-30

Round	Overall	Player	Position	College
1	19	Antonio Cromartie	CB	Florida State
2	50	Marcus McNeill	T	Auburn
3	81	Charlie Whitehurst	QB	Clemson
5	151	Tim Dobbins	LB	Iowa State
6a	187	Jeromey Clary	T	Kansas State
6b	188	Kurt Smith	K	Virginia
7a	225	Chase Page	DT	North Carolina
7b	227	Jimmy Martin	T	Virginia Tech

2007

Drafted 30 — April 28-29

Round	Overall	Player	Position	College
1	30	Buster Davis	WR	Louisiana State
2	37	Eric Weddle	S	Utah
3	96*	Anthony Waters	LB	Clemson
4	129	Scott Chandler	TE	Iowa
5	172	Legedu Naanee	WR	Boise State
7	240	Brandon Siler	LB	Florida

Supplemental Draft — Drafted 28 — July 12

Round	Overall	Player	Position	College
4	28	Paul Oliver	CB	Georgia

2008

Drafted 27 — April 26-27

Round	Overall	Player	Position	College
1	27	Antoine Cason	CB	Arizona
3	69	Jacob Hester	FB	Louisiana State
4	—	Pick used in 2007 Supplemental Draft	—	—
5	166	Marcus Thomas	RB	UTEP
6	192	DeJuan Tribble	CB	Boston College
7	234	Corey Clark	T	Texas A&M

2009

Drafted 16 – April 25-26

Round	Overall	Player	Position	College
1	16	Larry English	LB	Northern Illinois
3	78	Louis Vasquez	G	Texas Tech
4a	113	Vaughn Martin	DE	Western Ontario (Canada)
4b	133	Tyronne Green	G	Auburn
4c	134	Gartrell Johnson	RB	Colorado State
5	148	Brandon Hughes	CB	Oregon State
6	189	Kevin Ellison	S	Southern California
7	224	Demetrius Byrd	WR	Louisiana State

2010

Drafted 28 – April 22-24

Round	Overall	Player	Position	College
1	12	Ryan Mathews	RB	Fresno State
3	79	Donald Butler	LB	Washington
4	110	Darrell Stuckey	SS	Kansas
5a	146	Cam Thomas	DT	North Carolina
5b	168*	Jonathan Crompton	QB	Tennessee
7	235	Dedrick Epps	TE	Miami

2011

Drafted 18 – April 28-30

Round	Overall	Player	Position	College
1	18	Corey Lluget	DE	Illinois
2a	50	Marcus Gilchrist	CB	Clemson
2b	61	Jonas Mouton	LB	Michigan
3a	82	Vincent Brown	WR	San Diego State
3b	89	Sharece Wright	CB	Southern California
6a	183	Jordan Todman	RB	Connecticut
6b	201*	Stephen Schilling	T	Michigan
7	234*	Andrew Gachkar	LB	Missouri

2012

Drafted 18 – April 26-28

Round	Overall	Player	Position	College
1	18	Melvin Ingram	OLB	South Carolina
2	49	Kendall Reyes	DE	Connecticut
3	73	Brandon Taylor	SS	Louisiana State
4	110	Ladarius Green	TE	Louisiana-Lafayette
5	149	Johnnie Troutman	G	Penn State
7a	226	David Molk	C	Michigan
7b	250*	Edwin Baker	RB	Michigan State

2013

Drafted 11 – April 25-27

Round	Overall	Player	Position	College
1	11	D.J. Fluker	T	Alabama
2	38	Manti Te'o	LB	Notre Dame
3	76	Keenan Allen	WR	California
5	145	Steve Williams	CB	California
6	179	Tourek Williams	OLB	Florida International
7	221	Brad Sorenson	QB	Southern Utah

2014

Drafted 25 – May 8-10

Round	Overall	Player	Position	College
1	25	Jason Verrett	CB	TCU
2	50	Jeremiah Attaochu	OLB	Georgia Tech
3	89	Chris Watt	G	Notre Dame
5	165	Ryan Carrethers	DT	Arkansas State
6	201	Marion Grice	RB	Arizona State
7	240	Tevin Reese	WR	Baylor

2015

Drafted 17 – April 30-May 2

Round	Overall	Player	Position	College
1	15	Melvin Gordon	RB	Wisconsin
2	48	Denzel Perryman	ILB	Miami
3	83	Craig Mager	CB	Texas State
5	153	Kyle Emanuel	OLB	North Dakota State
6	192	Darius Philon	DE	Arkansas

2016

Drafted alternately 3-4 – April 28-30

Round	Overall	Player	Position	College
1	3	Joey Bosa	DE	Ohio State
2	35	Hunter Henry	TE	Arkansas
3	66	Max Tuerk	C	Southern California
4	102	Joshua Perry	ILB	Ohio State
5	175*	Jatavis Brown	OLB	Akron
6a	179	Drew Kaser	P	Texas A&M
6b	198	Derek Watt	FB	Wisconsin
7	224	Donavon Clark	G	Michigan State

2017

Drafted 7 – April 27-29

Round	Overall	Player	Position	College
1	7	Mike Williams	WR	Clemson
2	38	Forrest Lamp	G	Western Kentucky
3	71	Dan Feeney	G	Indiana
4	113	Rayshawn Jenkins	S	Miami
5	151	Desmond King II	DB	Iowa
6	190	Sam Tevi	T	Utah
7	225	Isaac Rochell	DT	Notre Dame

2018

Drafted 17 – April 26-28

Round	Overall	Player	Position	College
1	17	Derwin James Jr.	S	Florida State
2	48	Uchenna Nwosu	LB	Southern California
3	84	Justin Jones	DT	North Carolina State
4	119	Kyzir White	LB	West Virginia
5	155	Scott Quessenberry	C/G	UCLA
6	191	Dylan Cantrell	WR	Texas Tech
7	251*	Justin Jackson	RB	Northwestern

2019

Drafted 28 – April 25-27

Round	Overall	Player	Position	College
1	28	Jerry Tillery	DT	Notre Dame
2	60	Nasir Adderley	S	Delaware
3	91	Trey Pipkins III	T	Sioux Falls
4	130	Drue Tranquill	LB	Notre Dame
5	166	Easton Stick	QB	North Dakota State
6	200	Emeke Egbule	LB	Houston
7	242	Cortez Broughton	DT	Cincinnati

2020

Drafted alternately 6-5-7 – April 23-25

Round	Overall	Player	Position	College
1a	6	Justin Herbert	QB	Oregon
1b	23	Kenneth Murray Jr.	LB	Oklahoma
4	112	Joshua Kelley	RB	UCLA
5	151	Joe Reed	WR	Virginia
6	186	Alohi Gilman	S	Notre Dame
7	220	KJ Hill Jr.	WR	Ohio State

2021

Drafted alternately 13-15-14 – April 29-May 1

Round	Overall	Player	Position	College
1	13	Rashawn Slater	T	Northwestern
2	47	Asante Samuel Jr.	CB	Florida State
3a	77	Josh Palmer	WR	Tennessee
3b	97*	Tre' McKitty	TE	Georgia
4	118	Chris Rumph II	OLB	Duke
5	159	Brenden Jaimes	G/T	Nebraska
6a	185	Nick Niemann	LB	Iowa
6b	198	Larry Rountree III	RB	Missouri
7	241	Mark Webb Jr.	DB	Georgia

ALL-TIME DRAFT PICKS BY SCHOOL

Abilene Christian	2	Kansas	4	South Carolina	6
Adams State (Colo.)	1	Kansas State	7	South Carolina State	5
Air Force	1	Kent State	1	South Dakota State	3
Akron	1	Kentucky	5	Southern (La.)	6
Alabama	9	Lamar (Texas)	1	Southern California	24
Alabama State	1	LaVerne (Calif.)	1	Southern Illinois	1
Alcorn State ¹	5	Lincoln (Mo.)	1	Southern Methodist	2
Angelo State (Texas)	1	Long Beach State	8	Southern Mississippi	1
Appalachian State	1	Louisiana State	13	Southern Utah	1
Arizona	4	Louisiana Tech	3	Southwest Texas State	1
Arizona State	10	Louisiana-Lafayette	1	St. Norbert (Wis.)	1
Arkansas	13	Louisiana-Monroe ⁵	2	Stanford	5
Arkansas-Pine Bluff ²	2	Louisville	2	Stephen F. Austin	2
Arkansas State	1	Marquette	1	Syracuse	10
Arkansas Tech	1	Marshall	2	Tampa	2
Army	1	Maryland	5	TCU	4
Auburn	13	Massachusetts	2	Temple	1
Baylor	3	McMurray (Texas)	1	Tennessee	13
Bethune-Cookman	2	McNeese State (La.)	2	Tennessee State ⁹	7
Bloomsburg (Pa.)	1	Memphis ⁶	8	Tennessee Tech	3
Boise State	1	Miami	8	Texas	8
Boston College	3	Miami (Ohio)	3	Texas A&M	11
Boston University	3	Michigan	8	Texas A&M-Kingsville ¹⁰	1
Bowling Green State	2	Michigan State	9	UTEP	6
Bradley	1	Middle Tennessee State	1	Texas Southern	3
Brigham Young	3	Minnesota	3	Texas State	1
Brown	1	Mississippi	13	Texas Tech	8
Cal Poly	1	Mississippi State	1	The Citadel	1
Cal State LA ³	4	Missouri	7	Toledo	1
California	5	Montana	3	Towson State (Md.)	1
Carson-Newman (Tenn.)	1	Montana State	2	Troy ¹¹	1
Central Michigan	1	Morgan State (Md.)	1	Tulane	1
Cincinnati	6	Muskingum (Ohio)	1	Tulsa	6
Clemson	10	Nebraska	11	Tuskegee (Ala.)	2
Colorado	9	Nebraska-Omaha	2	U.S. International (Calif.)	1
Colorado State	6	New Mexico	1	UCLA	12
Columbia	1	New Mexico State	8	UC Davis	2
Concordia (Canada)	1	Norfolk State	3	Utah	3
Connecticut	2	North Alabama	3	Utah State	5
Dartmouth	1	North Carolina	7	Villanova	3
Dayton	3	North Carolina A&T	5	Virginia	7
Delaware	1	North Carolina Central ⁷	1	Virginia Tech	3
Delaware State	1	North Carolina State	5	Virginia Union	2
Duke	2	North Dakota State	3	Wake Forest	1
East Carolina	2	North Texas ⁸	1	Washington	6
East Central Oklahoma State	1	Northern Colorado	1	Washington State	9
East Tennessee State	1	Northern Illinois	3	Weber State	2
East Texas State	1	Northwestern	7	West Texas State	3
Eastern Michigan	1	Northwestern State (La.)	1	West Virginia	7
Eastern Montana	1	Notre Dame	22	Western Illinois	3
Elon (N.C.)	1	Ohio State	13	Western Kentucky	1
Florida	8	Oklahoma	10	Western Michigan	2
Florida A&M	3	Oklahoma State	6	Western Ontario (Canada)	1
Florida International	1	Oregon	8	Whitworth (Wash.)	1
Florida State	16	Oregon State	4	Wichita State	2
Fresno State	8	Oregon Tech	2	Winston-Salem State	1
George Washington	1	Pacific	4	Wisconsin	6
Georgia	8	Pasadena C.C.	1	Wisconsin-Whitewater	1
Georgia Tech	6	Penn State	8	Wyoming	1
Grambling State ⁴	8	Pennsylvania	1	Xavier	1
Hampton (Va.)	2	Pittsburgh	7	Yale	1
Hardin-Simmons	1	Portland State	1	Yankton (S.D.)	1
Hawaii	3	Prairie View A&M	3	Youngstown State	1
Houston	5	Presbyterian (S.C.)	1		
Howard Payne	2	Purdue	7		
Idaho	5	Rice	2		
Idaho State	1	Richmond	4		
Illinois	3	Sacramento State	1		
Indiana	5	San Diego State	14		
Indiana State	1	San Francisco State	1		
Iowa	9	San Jose State	10		
Iowa State	3	Santa Clara	1		
Jackson State	2	Souix Falls	1		
Jacksonville State (Ala.)	1	Slippery Rock (Pa.)	1		
Johnson C. Smith (N.C.)	2	Sonoma State (Calif.)	1		

¹—Known as Alcorn A&M from 1878-1973
²—Known as Arkansas AM&N from 1927-72
³—Known as Los Angeles State from 1947-64
⁴—Known as Grambling College from 1946-73
⁵—Known as Northeast Louisiana from 1969-98
⁶—Known as Memphis State from 1967-94
⁷—Known as North Carolina College from 1947-69
⁸—Known as North Texas State from 1961-88
⁹—Known as Tennessee A&I from 1925-68
¹⁰—Known as Texas A&I from 1929-92
¹¹—Known as Troy State from 1967-2005

COMMUNITY

FRONT OFFICE

VETERANS

DRAFT PICKS & FREE AGENTS

2020 IN REVIEW

DRAFT PICKS BY SCHOOL

GENERAL INFORMATION

TRADE HISTORY

1970

- 4/28 TE Jacque MacKinnon to Green Bay for 1971 5th (115, Bryan Salter)
5/3 DE Joe Owens from New Orleans for 1971 4th
8/4 SS Kenny Graham to Cincinnati for 1971 5th (119, Phil Asack)
10/15 RB Mike Garrett from Kansas City for 1971 2nd (39)

1971

- 5/19 WR Lance Alworth to Dallas for TE Pettis Norman, T Tony Liscio and DT Ron East
5/26 CB Leslie Duncan to Washington for 1973 5th (123, Willie McGee)
6/24 DT Kevin Hardy from Green Bay for 1972 1st (11)
9/8 C Carl Mauck from Miami for 1972 4th (91)
9/8 RB Eddie Ray from New England for 1972 7th(165)
11/19 T Tony Liscio to Dallas for 1972 5th (130, Harry Gooden)

1972

- 1/29 DE Deacon Jones, DT Greg Wojcik and RB Lee White from Los Angeles Rams for LB Jeff Stags, 1972 2nd and 1973 2nd (31) and 3rd (60)
1/31 DT George Wright from Baltimore for 1972 4th (91) and 8th (191), and 1973 4th (85)
1/31 RB Leon Burns and WR Walker Gillette to St. Louis for RB Cid Edwards and WR Dave Williams
2/2 C Cal Winthrow to Green Bay for 1972 17th (423, Oscar Dragon)
3/27 LB Ed Philpott from New England for 1973 7th
4/19 S Jim Hill to Green Bay for DE Lionel Aldridge and 1974 3rd
5/5 DT Andy Rice to Kansas City for 1973 7th
5/9 LB Bob Bruggers to Cincinnati for T Ernie Wright
6/19 DE Cal Snowden from Buffalo for 1973 5th
7/11 DT John Richardson from Mia for 1973 6th
7/22 T Gary Nowak to Kansas City for 1973 9th
7/22 TE Jim Bishop to Kansas City for 1973 6th
7/26 DE Steve DeLong to Chicago for 1973 4th (84, James Thaxton)
7/31 Cash to Rams for TE Luther Palmer
7/31 RB Jesse Taylor and 1974 8th (206, Bon Boatwright) from Los Angeles Rams for 1974 7th (158)
7/31 RB Jeff Queen to Oakland for 1973 3rd (64, Dan Fouts)
7/31 WR Billy Parks and RB Mike Montgomery to Dallas for RB Duane Thomas
7/31 LB Tim Rossovich from Philadelphia for 1973 1st (6)
8/1 RB Eddie Ray and San Francisco's 1972 3rd (via Washington) to Denver for DT Dave Costa
8/8 QB Marty Domres to Baltimore for Washington's 1972 1st (25) and TE John Andrews
9/4 CB Leonard Dunlap from Baltimore for 1973 4th (85)
9/6 DT George Wright to Cleveland for 1973 5th (125, John Knoble)

1973

- 1/22 QB Johnny Unitas from Baltimore for cash
1/25 RB Tom Matte from Baltimore for 1973 8th
1/26 QB John Hadl to Los Angeles Rams for DE Coy Bacon and RB Bob Thomas
4/10 S Chuck Detwiler, DE Lee Thomas and player to be named later to Buffalo for 1974 2nd (43, Mark Markovich)
5/22 S Ron Smith from Chicago for 1974 3rd
7/20 RB Duane Thomas to Washington for 1975 1st (22, Mike Williams) and 1976 2nd
8/1 CB Ray Jones to Denver for cash
8/7 K Bill McClard to Los Angeles Rams for 1974 5th
8/27 WR Bill Malinchak to Washington for 1975 8th (203, Barry Collier) and 1974 15th (386, Greg Meczka)
8/31 DE Louis Ross from Atlanta for 1974 8th
9/5 LB Mike Stratton from Buffalo for 1974 5th
9/5 LB Bob Babich and 1975 4th (86) to Cleveland for 1974 1st (15, Don Goode) and 1975 2nd (30, Louie Kelcher)
9/5 LB Carl Gersbach and RB Clint Jones from Minnesota for 1974 2nd (29) and 3rd

1974

- 1/9 QB Wayne Clark to Cincinnati for QB Virgil Carter
1/29 G Walt Sweeney to Washington for 1974 5th (105, John Teerlink), 1975 6th and 1976 4th (115, Artie Owens) (from Oakland)
2/25 DE Dennis Wirgowski from Philadelphia for 1975 8th (Choice was rescinded because he did not make squad)
3/1 RB Reece Morrison from Cincinnati for \$1.00 and clear title rights to QB Wayne Clark
4/10 S Bryant Salter and 1975 8th to Washington for 1976 3rd and 1977 2nd and 3rd (77, Keith King)
8/2 LB Fred Forsberg from Buffalo for \$100
8/6 LB John Knoble from Rams for \$100
8/6 G Tom Forrest to Chicago for \$100
8/12 DE Deacon Jones and 1975 8th (189) to Washington for 1977 3rd (77, Keith King)
8/15 S Ron Smith to Oakland for 1975 4th (101, Ken Bernich) and 8th (206, Ralph Perretta)
8/23 DT Dave Rowe from New England (via Washington) for 1975 6th
8/29 RB Bill Rudder to NY Giants for 1975 7th
9/5 DT Bob Brown from Green Bay for 1975 3rd (58)
9/5 DT Dave Costa to Buffalo for 1975 5th (125, Charles Waddell)
9/6 CB Willie McGee to Los Angeles Rams for 1975 6th
9/24 TE James Thaxton to Cleveland for 1975 6th (134, John Carroll)

1975

- 1/28 RB Cid Edwards to Chicago for 1975 3rd (73, Mike Fuller)
1/28 RB Jim Harrison from Chicago for 1975 6th
1/29 DT Ray Carr, DT Blenda Gay and T Harold Paul to Oakland for 1975 11th (284, Ike McBee) and 13th (335, Glen Printers)
2/7 WR Joe Sweet from New England for 1975 3rd (consentations)
5/29 C Ed Flanagan from Detroit for 1976 2nd
5/29 C Carl Mauck to Houston for rights to T Booker Brown and compensation rights to CB Benny Johnson
6/13 S Reggie Berry to Denver for S Maurice Tyler
6/17 WR Jerry Levias to Houston for 1976 12th
7/3 CB Bob Howard to New England for 1976 5th (131, Woodrow Lowe)
7/16 DT Ron East to Cleveland for 1977 5th (128, Cliff Olander)
7/22 CB Leonard Dunlap to New York Giants for 1976 5th
7/22 LB Pete Lazetich to Miami for LB Bruce Bannon
7/28 WR John Carroll to Chicago for 1977 7th
7/29 TE Ron Mayo from Baltimore for 1976 6th
8/7 DT Greg Wojcik to Chicago for 1977 8th
8/13 TE Pat Curran and RB Howard Strickland from Los Angeles Rams for 1977 3rd (68)
8/13 LB Bruce Bannon to N.Y. Giants for 1976 9th (251, Glynn Harrison)
8/22 1976 6th (159) to St. Louis for WR Marlin Briscoe
9/9 LB Ken Hutcherson from Dallas for 1976 7th (186)
9/15 RB Tony Baker from LA Rams for 1976 5th (128)
9/23 DT Dave Rowe to Oakland for 1976 4th (113, Ron Singleton)

1976

- 4/2 QB Bobby Douglass and 1976 3rd to N.O. for LB Rick Middleton
4/2 DE Coy Bacon to Cincinnati for WR Charlie Joiner
4/2 LB Franklin Tate to Oakland for LB Mike Denney
4/8 S Sam Williams to Atlanta for CB Tom Hayes and 1977 6th (146, Dave Lindstrom)
4/8 1976 4th and 8th to Oakland for 1976 4th and 6th
4/9 T Halvor Hagen from Buffalo for 1976 9th (241)
7/17 LB Floyd Rice to Oakland for cash
7/20 LB Drew Mahalic to Philadelphia for \$100 cash
7/20 DT Kevin Nusbush to SF for 1977 8th
7/22 C Mark Markovich to Detroit for G Guy Dennis and 1977 6th (152, Pete Shaw)
8/3 P Mitch Hoopes from Dallas for 1977 10th
8/10 T Halvor Hagen to New Orleans for 1977 9th (241)
8/25 RB Mercury Morris from Miami for 1977 4th (98)
8/30 QB Clint Longley and 1977 1st (24, Bob Rush) from Dallas for 1977 1st (14) and 2nd (41)
9/6 K Toni Fritsch and 1977 10th from Dallas for 1977 8th (208)
9/6 DE Leroy Jones from Washington for 1977 2nd and \$12,500

1977

- 3/1 WR Chip Myers from Cincinnati for 1977 11th (292)
 4/27 DE Art Riley to Philadelphia for \$20,000 (\$7,500 up front and \$12,500 if he's on the Eagles' payroll for 7-or-more games)
 6/7 QB James Harris from Los Angeles Rams for 1979 4th (99)
 6/24 S Clarence Duren from St. Louis for 1978 4th (98)
 7/14 C Ed Flanagan to Los Angeles Rams for 1978 5th (135, John Choma)
 7/14 Rights to TE Jim Stansik to Miami for 1978 10th (if Stansik makes roster during 1977 season)
 8/5 QB Neal Jeffrey to Houston for 1979 4th (104, John Floyd)
 8/11 DB Gregg Butler from Los Angeles Rams for 1978 11
 8/16 TE Robert Klein from Los Angeles Rams for 1980 2nd (55)

1978

- 3/28 RB Lydell Mitchell from Baltimore for 1979 5th (131)
 4/26 LB Tom Graham to Philadelphia for 1979 10th (265, Tony Petrucchio)
 5/2 LB Jim Laslavic from Detroit for 1978 5th (125) and 6th (155)
 5/3 WR Larry Dorsey to Kansas City for DE Wilbur Young
 5/13 1978 8th (222) and 11th (293) to Oakland for 1978 8th (200, Gavin Hedrick) and 9th (248, Blake Whitlatch)
 7/27 Considerations to Philadelphia for T Harvey Goodman
 7/28 RB Rickey Young to Minnesota for past considerations
 7/28 G Ed White from Minnesota for past considerations
 8/4 T Booker Brown to Tampa Bay for 1980 4th (101, Ed Luther)
 8/6 C Richard Keys to Buffalo for past considerations
 8/18 QB Bill Munson to Buffalo for 1980 7th (175, Chuck Loewen)
 8/22 FS Glen Edwards from Pittsburgh for 1979 6th (157)
 8/28 RB Joe Washington and 1979 5th for RB Lydell Mitchell
 9/25 1980 3rd (83) to St. Louis for right to hire HC Don Coryell

1979

- 4/26 CB Willie Buchanon from G.B. for 1979 7th (184) and 1980 1st (26)
 5/3 1979 1st (20) and 2nd (47) to Cle. for 1979 1st (13, Kellen Winslow)
 5/29 RB Mike Thomas from Washington for 1980 5th (139)
 5/31 RB Charlie White from Tampa Bay for 1980 10th (279)
 8/10 RB Rickey Anderson to Cle. for 1980 6th (151, LaRue Harrington)

1980

- 3/21 RB John Cappaletti from Los Angeles Rams for 1982 3rd (49)
 8/15 RB Bo Matthews to N.Y. Giants for 1981 6th (141, Andrew Gissing)
 8/27 LB Don Goode to Cleveland for 1981 4th (107, Eric Sievers) and 1983 4th (95, Danny Walters)
 9/1 QB Cliff Olander to N.Y. Giants for 1981 11th (280, Matt Petzelka)
 9/1 P Rick Partridge from New Orleans for 1981 8th(215)
 9/8 WR Ron Smith from Los Angeles Rams for 1983 5th (134)
 9/29 RB Chuck Muncie from New Orleans for 1981 2nd (51)

1981

- 5/15 DT Wilbur Young to Washington for T Jeff Williams
 8/10 WR Billy Mullins to Chicago for 1982 12th (if Mullins is active during 1981 season)
 8/17 WR Stacy Charles to Chicago for considerations
 8/18 G Dan Audick to San Francisco for 1982 3rd (83)
 8/25 TE Gregg Mccrary to Washington for 1983 11th (308, Tim Spencer)
 8/31 K Mike Wood to Baltimore for 1983 6th (141, Trumaine Johnson)
 8/31 P George Roberts from Miami for 1982 6th (161)
 9/10 RB Amos Lawrence to San Francisco for 1984 4th (107)
 9/15 DE John Woodcock from Detroit for 1982 12th (326)
 9/17 WR John Jefferson to Green Bay for 1982 1st (22) and 2nd, 1983 1st (20, RB Gary Anderson), 2nd in '82, '83 or '84, and WR Aundra Thompson
 9/30 WR Wes Chandler from New Orleans for WR Aundra Thompson, 1982 1st (22) (from Green Bay) and San Diego's 1982 3rd (76)
 10/2 DE Fred Dean to San Francisco for 1983 1st (5, LB Billy Ray Smith) and 2nd
 10/8 CB Allan Ellis from Chicago for 1982 5th (134)

1982

- 1/27 LB David Lewis from Tampa Bay for 1982 3rd (83) (from San Francisco) and 1984 4th (107)
 3/4 RB Ricky Bell from Tampa Bay for 1982 4th (103)
 3/29 LB Dewey Selmon from Tampa Bay for 1984 4th (89) (from S.F.)
 4/27 S Tim Fox from N.E. for 1982 2nd (40) (from G.B.) and 1983 3rd (80)
 5/26 S Bruce Laird from Baltimore for 1983 6th (161)
 5/28 LB Jeff Siemon from Minnesota for 1983 6th
 6/8 LB Bob Horn to San Francisco for 1983 8th (202, Earnest Jackson) and 1985 7th (196, Mark Fellows)
 7/13 S Pete Shaw to NY Giants for 1984 8th (199, Ray Woodard)
 8/31 T Jeff Williams to Chicago for 1983 12th (314, Billy Blalock)

1983

- 4/20 CB Reuben Henderson from Chi. for 1983 4th (107) and 8th (219)
 4/22 1983 2nd (49) and 1983 2nd (from San Francisco) to San Francisco for 1983 1st (22, Gill Byrd) (from San Diego)
 5/3 S Ken Greene from St. Louis for 1984 3rd (62) and 8th (201)
 7/11 C Bob Rush to Kansas City for 1985 3rd (69, John Hendy) and 1986 5th (118, Doug Landry)
 7/18 CB Jeff Allen to San Francisco for 1984 12th
 7/27 G Derrel Gofourth from Green Bay for 1984 12th (313)
 8/13 CB Mike Williams to Buffalo for WR Lou Piccone
 8/24 WR Roger Carr from Seattle for 1984 5th (125) (from Chicago) and 1985 5th (123)

1984

- 2/13 DE Kenny Neil and DT Abdul Salaam from New York Jets for 1984 2nd (from Green Bay)
 3/28 DT Louie Kelcher to San Francisco for 1984 8th (219, Bob Craighead), 12th (331, Paine Harper) and 1985 9th (252, Dan Remsberg)
 3/29 LB Brian Kelley from New York Giants for 1984 10th (257)
 4/30 RB Jerrell Thomas from Kansas City for 1985 7th (180)
 5/3 G Walt Dowling from San Francisco for 1986 12th
 5/29 RB James Brooks to Cincinnati for RB Pete Johnson
 7/24 RB Robert Alexander from Los Angeles Rams for 1985 11th
 8/10 T Billy Shellen and 1985 3rd (66) to Minnesota for S John Turner
 8/15 P Dave Finzer to Chicago for 1985 12th (329, Bret Pearson)
 8/20 DE Ken Neil to San Francisco for 1985 5th
 9/10 RB Chuck Muncie to Miami for 1985 2nd (nullified -DNP physical)
 9/22 RB Pete Johnson to Miami for 1985 2nd (55, Jeff Dale) and rights to DL Dewey Forte
 9/29 DT Gary Johnson to San Francisco for 1986 5th (129, Donald Brown) and 11th (298, Drew Smetana)

1985

- 3/27 QB Mark Herrmann from Indianapolis for 1986 10th (266)
 5/20 RB Mark Schellen from San Francisco for 1986 12th
 7/20 RB Chuck Muncie to Minnesota for 1986 6th
 8/1 LB Vernon Maxwell from Indianapolis for 1986 5th (126)
 8/20 P Maury Buford to Chicago for 1986 12th (333, Mike Travis)
 8/30 CB Mossy Cade to Green Bay for 1986 1st (14) and 1987 5th (115, Nelson Jones)
 9/2 WR Bobby Duckworth to Los Angeles Rams for 1986 5th (133, Matt Johnson) and T Gary Kowalski
 9/2 RB Earnest Jackson to Philadelphia for 1986 4th (95, Ty Allert) and 1987 8th (204, Ron Brown)

1986

- 4/29 1986 1st (14) and 2nd (44) (from Green Bay) to Minnesota for 1986 1st (8, Leslie O'Neal) and 3rd (67, Terry Unrein)
 5/13 WR Jesse Bendross to Tampa Bay for 1987 12th
 5/21 RB Mark Schellen to Houston for 1987 12th
 7/25 LB Thomas Benson from Atlanta for 1987 6th
 8/14 QB Ed Luther to Atlanta for LB Ronnie Washington and 1987 6th
 8/20 LB Andy Hawkins from Tampa Bay for 1987 6th (143)
 9/29 FS Vencie Glenn from New England for 1987 5th (116)

1987

- 4/27 WR Tim Smith from Houston for 1988 12th
- 4/28 LB Chip Banks and 1987 1st (24, Rod Bernstine) and 2nd (53, Louis Brock) from Cleveland for 1987 1st (5) and 2nd (32)
- 6/12 RB Buford Mcgee, 1988 2nd (45) and 1989 6th (148) to Los Angeles Rams for RB Barry Redden
- 7/22 LB Tim Lucas from St. Louis for 1988 11th
- 8/21 WR Bobby Johnson from New York Giants for 1988 10th (256)
- 8/27 CB Wayne Davis to Buffalo for SS Martin Bayless
- 9/1 WR Trumaine Johnson and 1988 7th (184) to Buffalo for LB David Brandon and 1988 4th (93, Stacy Searels)
- 9/2 K Rolf Benirschke to Dallas for 1989 12th
- 9/9 G-T Jeff Walker to Los Angeles Rams for 1988 11th (285, Ed Miller)
- 10/13 LB James Johnson from San Francisco for past considerations

1988

- 3/25 T Emil Slovacek to Denver for past considerations
- 4/13 QB Mark Malone from Pittsburgh for 1988 8th (211)
- 4/24 TE Pete Hoholan to L.A. Rams for 1988 4th (91, Joe Campbell)
- 4/24 1988 3rd (72) and 5th (125) to Hou. for 1988 3rd (60, Quinn Early)
- 4/26 QB Mark Herrmann to Indianapolis for 1989 11th
- 4/28 DT Blaise Winter to Green Bay for past considerations
- 6/2 WR Wes Chandler to San Francisco for C Fred Quillan — Chargers received 1989 7th (195, Terence Jones) and 1990 7th (193, Keith Collins) when Quillan did not report
- 6/29 Selection rights to WR Brian Bedford from Dallas for 1989 9th
- 7/8 S Leonard Coleman from Indianapolis for 1990 12th (311)
- 7/10 T Jim Lachey to L.A. Raiders for T John Clay, 1989 3rd and 1990 4th
- 8/4 G-T Curtis Rouse to Atlanta for past considerations
- 8/14 LB Thomas Benson to N.E. for 1989 7th (183, Marion Butts)
- 10/11 RB Napoleon McCallum from Los Angeles Raiders for 1990 4th (89)

1989

- 4/11 1989 3rd and 1990 4th to Los Angeles Raiders (past considerations)
- 4/23 1989 3rd (64), 4th (93) and 7th (175) to New York Giants for 1989 2nd (51, Billy Joe Tolliver)
- 4/24 1989 12th (316) to Washington for 1990 12th (326, Elliot Searcy)
- 8/18 QB Jim McMahon from Chicago for 1990 2nd (33)
- 8/30 P Raif Mojsiejenko to Washington for 1990 7th (187, Nate Lewis)
- 9/14 RB Barry Redden to Cleveland for 1990 7th (185, Joe Stasiyak)
- 10/17 LB Chip Banks to Indianapolis for 1990 3rd (67, Walter Wilson)
- 10/17 RB Darrin Nelson from Dallas for 1990 5th (116)

1990

- 4/21 RB Gary Anderson to Tampa Bay for 1990 3rd (57, Jeff Mills) and 1991 2nd (39, Eric Bieniemy)
- 4/22 1991 3rd to Dal. for 1990 6th (138, John Friesz), N.E.'s 1990 6th (163, Derrick Walker) and N.Y. Giants' 1990 6th (143, Frank Cornish)
- 4/27 RB Napoleon McCallum to Los Angeles Raiders for 1991 11th
- 5/4 WR Jamie Holland to L.A. Raiders for 1991 7th (192, Terry Beauford)
- 8/28 P Keith English to L.A. Rams for 1991 10th (254, Roland Poles)
- 8/29 G Mike Zandofsky from Phoenix for 1991 9th

1991

- 4/21 1992 1st (5) to Washington for 1991 2nd (47, Eric Moten) and 1992 5th (140, Eric Jonassen)
- 4/22 1991 11th (from Los Angeles Raiders) and 1992 4th (90) to New England for 1991 5th (127, Floyd Fields)
- 8/23 DE Lee Williams to Houston for 1990 1st (23, Chris Mims) and WR Shawn Jefferson
- 8/28 QB Billy Joe Tolliver to Atlanta for 1992 5th (131, Kevin Little)

1992

- 8/13 QB Stan Humphries from Washington for 1993 4th
- 8/26 LB Kevin Murphy from Tampa Bay for 1993 8th

1993

- 4/15 T Leo Goegas to Los Angeles Rams for 1993 4th
- 4/25 1993 2nd (48) and 1994 1st (15) to San Francisco for 1993 2nd (41, Natrone Means), 3rd (82), 4th (110) and 5th (138)
- 4/25 T Broderick Thompson to Philadelphia for 1993 4th (104)
- 4/25 1993 3rd (82) (from San Francisco) and 1993 4th (104) (from Philadelphia) to Tampa Bay for 1993 3rd (64, Joe Cocozzo)
- 4/25 1993 4th (110) (from San Francisco) and 5th (138) (from S.F.) to New England for 1993 4th (99, Lew Bush) (from Green Bay)
- 4/26 1994 6th (175) to San Francisco for 1993 8th (222, Trent Green)

1994

- 3/4 CB Donald Frank to Cleveland for 1995 6th (197, Craig Whelihan)
- 3/18 WR Nate Lewis to L.A. Rams for 1995 6th (177, Troy Sienkiewicz)
- 3/24 1994 4th (107) to Arizona through Miami for WR Tony Martin
- 4/7 DE Burt Grossman to Phil. for 1995 6th (183, Brandon Harrison)
- 4/11 CB Marquee Pope to L.A. Rams for 1995 4th (104, Aaron Hayden)
- 4/25 RB Marion Butts and 1994 3rd (78) to New England for 1994 3rd (70, Andre Coleman) and 5th (137, Aaron Laing)
- 4/25 1995 4th (126) to Seattle for 1994 5th (150, Darren Krein)

1995

- 4/22 1995 1st (29) to Carolina for 1995 2nd (34, Terrance Shaw), 3rd (98, Preston Harrison) and 4th (100, Chris Cowart)
- 4/22 1996 1st (21) to Detroit for 1995 2nd (51, Terrell Fletcher)

1981

- 4/20 1997 1st (16) to Tampa Bay for 1996 2nd (41, Bryan Still)
- 4/21 1997 5th (146) to Pittsburgh for 1996 6th (192, Bryan Stoltenberg)

1997

- 4/20 1997 7th (215) and 1998 4th (95) to St. Louis for 1997 5th (138, Kenny Bynum)
- 4/20 1998 3rd (65) to Pittsburgh for 1997 5th (146, Paul Bradford) and 7th (218, Toran James)
- 7/2 1999 7th (214) to Pittsburgh for RB Eric Pegram

1998

- 3/12 1998 1st (3) and 2nd (32), 1999 1st (8), WR Eric Metcalf and LB Patrick Sapp to Arizona for 1998 1st (2, Ryan Leaf)
- 4/18 2000 1st (13) to Tampa Bay for 1998 2nd (59, Mikhael Ricks)
- 6/3 WR Tony Martin to Atlanta for 1999 2nd (60, Jermaine Fazande)
- 6/8 DT Shawn Lee to Chicago for 1999 5th (141, Reginald Nelson)

1999

- 3/22 QB Jim Harbaugh from Baltimore for 2000 5th (148)
- 8/9 TE John Burke from New York Jets for 2001 conditional 7th

2000

- 4/16 2001 3rd (63) to Philadelphia for 2000 4th (111, Trevor Gaylor)
- 8/22 WR Nate Jacquet from Miami for 2001 6th (164)

2001

- 4/20 2001 1st (1) to Atlanta for 2001 1st (5, LaDainian Tomlinson) and 3rd (67, Tay Cody), 2002 2nd (48, Reche Caldwell) and WR Tim Dwight
- 4/22 2001 4th (96) to New England for 2001 4th (112, Carlos Polk) and 5th (139, Zeke Moreno)

2002

- 8/31 TE Steve Heiden to Cleveland for 2003 7th
- 9/1 WR Trevor Gaylor to Atlanta for 2004 7th (209, Shane Olivea)
- 10/12 G Kelvin Garmon from Dallas for 2003 7th (from Cleveland)

2003

- 4/16 LB Junior Seau to Miami for 2004 5th (154, Michael Turner)
- 4/26 2003 1st (15) to Philadelphia for 2003 1st (30, Sammy Davis) and 2nd (62, Terrence Kiel)

2004

- 3/15 WR David Boston to Miami for 2005 6th (177, Wes Sims) and CB Jamar Fletcher
- 4/24 QB Eli Manning to New York Giants for QB Philip Rivers, 2004 3rd (65, Nate Kaeding), 2005 1st (12, Shawne Merriman) and 5th (144)
- 6/9 T Roman Oben from Tampa Bay for 2005 5th (144) (from N.Y. Giants)
- 10/19 WR Keenan McCardell from T.B. for 2005 3rd (91) and 6th (203)

2005

- 10/18 QB Cleo Lemon to Mia. for 2006 6th (188, Kurt Smith) and QB A.J. Feeley
- 10/18 G Tونی Fonoti to Minnesota for 2006 7th (227, Jimmy Martin)

2006

- 4/13 CB Sammy Davis to San Francisco for WR Rashaun Woods
- 4/30 2006 4th (113) to St. Louis for TE Brandon Manumaleuna
- 9/19 2007 6th (204) to Tennessee for QB Billy Volek

2007

4/28 2007 2nd (62), 3rd (93), 5th (167) and 2008 3rd to Chicago for 2007 2nd (37, Eric Weddle)
 10/16 WR Chris Chambers from Miami for 2008 2nd (57)

2008

4/27 2008 5th (160) and 2009 2nd (47) to New England for 2008 3rd (69, Jacob Hester)

2009

8/31 2010 6th (197) to Houston for DT Travis Johnson

2010

3/5 CB Antonio Cromartie to N.Y. Jets for 2011 2nd (61, Jonas Mouton)
 3/18 QB Charlie Whitehurst and 2010 2nd (60) to Seattle for 2010 2nd (40) and 2011 3rd (89, Shareece Wright)
 4/22 2010 1st (28), 2nd (40) (from Seattle), 4th (126) and LB Tim Dobbins to Miami for 2010 1st (12, Ryan Mathews), 4th (110, Darrell Stuckey) and 6th (173)
 4/23 2010 3rd (91), 6th (173) (from Miami) and 2011 4th (115) to San Francisco for 2010 3rd (79, Donald Butler)
 4/24 2010 5th (159) and 2011 5th (149) to Philadelphia for 2010 5th (146, Cam Thomas)
 9/3 WR Patrick Crayton from Dallas for 2011 7th (220)

2011

No trades were made

2012

4/27 2012 3rd (78) and 6th (183) to Mia. for 2012 3rd (73, Brandon Taylor)

2013

4/25 2013 2nd (45) and 4th (110) to Ari. for 2013 2nd (38, Manti Te'o)
 9/1 2015 Conditional 7th (TBD) to Dallas for DT Sean Lissemore

2014

5/9 2014 2nd (57) and 4th (125) to Miami for 2014 2nd (50, Jeremiah Attaochu)

2015

4/30 2015 1st (17) and 4th (117), and 2016 5th (142) to San Francisco for 2015 1st (15, Melvin Gordon)
 9/5 G-T Jeremiah Sirles to Minnesota for 2016 6th (198, Derek Watt)

2016

No trades were made

2017

7/26 2019 Conditional 7th to Buffalo for QB Cardale Jones
 10/25 WR Dontrelle Inman to Chicago for 2018 Conditional Pick (Conditions not met)

2018

No trades were made

2019

No trades were made

2020

3/18 T Russell Okung to Carolina for G Trai Turner
 4/27 2020 2nd (37) and 3rd (71) to New England for 2020 1st (23, LB Kenneth Murray Jr.)

2021

11/2 DB Desmond King II to Tennessee for 2021 6th (185, LB Nick Niemann)

CHARGERS *UNIFORM* HISTORY

COMMUNITY

FRONT OFFICE

VETERANS

DRAFT PICKS
& FREE AGENTS

2020 IN
REVIEW

UNIFORM
HISTORY

GENERAL
INFORMATION



1992



2000



2007



2009



2012



2013



2016



2019




CURRENT UNIFORMS

2020-Present



Pants can be interchangeable with jerseys

HEAD COACHES



Sid Gillman
1960-69, '71
Reg. 86-53-6 (.614)
Post. 1-4-0 (.200)



Charlie Waller
1969-1970
Reg. 9-7-3 (.553)



Harland Svare
1971-73
Reg. 7-17-2 (.308)



Ron Waller
1973
Reg. 1-5-0 (.167)



Tommy Prothro
1974-78
Reg. 21-39-0 (.350)



Don Coryell
1978-1986
Reg. 69-56-0 (.552)
Post. 3-4-0 (.429)



Al Saunders
1986-88
Reg. 17-22-0 (.436)



Dan Henning
1989-1991
Reg. 16-32-0 (.333)



Bobby Ross
1992-96
Reg. 47-33-0 (.588)
Post. 3-3-0 (.500)



Kevin Gilbride
1997-98
Reg. 6-16-0 (.273)



June Jones
1998
Reg. 3-7-0 (.300)



Mike Riley
1999-2001
Reg. 14-34-0 (.292)



Marty Schottenheimer
2002-06
Reg. 47-33 (.588)
Post. 0-2-0 (.000)



Norv Turner
2007-12
Reg. 56-40 (.583)
Post. 3-3 (.500)



Mike McCoy
2013-16
Reg. 27-37 (.422)
Post. 1-1 (.500)



Anthony Lynn
2017-2020
Reg. 33-31 (.516)
Post. 1-1 (.500)



Brandon Staley
2021
Reg. 0-0 (.000)

ASSISTANT COACHES

Adolph, Dave	1985-95-96	Haluchak, Mike	1986-91	Ramsdell, John	2006-12
Alexander, DelVaughn	1999-00	Hamilton, Pep	2020	Read, Bruce	1999-01
Ansley, Derrick	2021-current	Hanifan, Jim	1979	Redding, Dave	2002-06
Arnsperger, Bill	1992-94, 02	Harris, Chris	2016-19	Redman, Rick	1972-73
Aukerman, Craig	2013-16	Hastings, John	1997-01	Rees, Tommy	2016
Babich, Bob	2016	Henderson, Eric	2017-18	Reich, Frank	2013-15
Baker, Brian	1996	Henry, John "Jack"	1996, 2006-08	Reilly, Jack	1990-92
Banker, Mark	1999-01	Herring, Hal	1970	Rhome, Jerry	1998
Barone, Clancy	2007-08	Hill, Renaldo	2021-current	Ridgley, Mark	2014-20
Barry, Joe	2012-14	Hodgson, Pat	1978	Rivera, Ron	2007-10
Bass, Tom	1964-67, 82-85	Holmes, Jerry	2002-03	Roberts, Alfredo	2017-20
Bauer, Hank	1983-86	Houck, Hudson	2002-04	Rodgers, Jay	2021-current
Beatty, Chris	2021-current	Hunter, Hal	2006-12	Ross, Kevin	2007-08
Beightol, Larry	1989	Hurd, Jeff	2007-12	Ryan, Seth	2018-20
Bengtson, Phil	1971	Jackson, Bobby	1987-91	Sanford, Mike	1999-01
Bisaccia, Rich	2011-12	Johnson, Don	2009-15	Sarrett, Shaun	2021-current
Braden, Marv	1981-85	Johnson, Mike	2000-01	Saunders, Al	1983-86
Bradley, Bill	2007-08	Johnston, Harry	1966-67	Scherer, Rip	2018-20
Bradley, Gus	2017-20	Johnston, Kent	2013-16	Schlotz, Matt	2002-06
Brewster, Tim	2002-04	Joiner, Charlie	1987-91, 2008-12	Schnelker, Bob	1972-73
Brown, Greg	1995-96	Jones, June	1998	Schottenheimer, Brian	2002-05
Bugel, Joe	1998-01	King, Bobby	2014-16	Sevier, Wayne	1979-80, 1987-88, 1998
Burns, Keith	2018-20	Koger, Kevin	2021-current	Shamash, Dan	2017-current
Cameron, Cam	2002-06	Lempa, Kevin	1997-99	Shaw, Willie	1994
Caminiti, Chris	2019-20	Levy, Dave	1980-88	Shelmon, Clarence	2002-11
Campen, James	2020	Lindsey, Dale	1992-96, 2002-03	Sheppard, Mike	1997-98
Carmichael, Pete	2002-05	Lofton, James	2002-07	Shewmaker, Isaac	2021-current
Cavanaugh, Mike	1997-98	Lombardi, Joe	2021-current	Shively, Doug	1984
Chaudhari, Mayur	2021-current	Lundy, Lamar	1971	Shula, Chris	2015-16
Chryst, Geep	1999-00	Lyle, Rick	2013-16	Simon, Matt	2007
Chryst, Paul	1999-01	Lynch, Addison	2018-20	Simpson, Jackie	1967-71, 1974-80
Chudzinski, Rob	2005-06, 09-10	Lynn, D'Anton	2017	Sirjanni, Nick	2013-17
Clausen, Chuck	1991	Lynn, Ron	1986-91	Slater, Birt	1981-83
Clegg, James	2017	Macdermott, Bill	1997-98	Smith, Frank	2021-current
Cochran, Red	1970	Madden, Joe	1989	Smith, Giff	2016-current
Coley, Max	1977	Madro, Joe	1960-71	Smith, Jerry	1977-83
Cottrell, Ted	2007-08	Manusky, Greg	2002-06, 11	Smith, Richard	2017-20
Coury, Dick	1975	Mauk, Carl	1992-95, 2005	Spencer, Kevin	2013-15
Croom, Sylvester	1992-96	McClave, Andrew	2000-01	Steichen, Shane	2014-20
Crosby, Steve	2002-10	McDaniel, LeCharls	1990-91	Stephens, Vernon	2007-12
Crow, John	1974-75	McDonald, Tevin	2020	Stewart, Brian	2004-06
Cunningham, Gunther	1985-90	McGeoghan, Phil	2018-20	Stewart, George	2017-20
D'Alessandris, Joe	2013-15	McKittrick, Bobb	1974-78	Storer, Byron	2012-13
Davidson, Jeff	2016	McNulty, John	2016-17	Sullivan, Jerry	1992-96
Davis, Al	1960-62	Meeks, Ron	2012	Sullivan, Mike	2009-12
Day, Shane	2021-current	Metzelaars, Pete	2014-15	Swinton II, Derius	2021-current
Dees, Andrew	2013-15	Meyer, Pat	2017-2019	Taylor, Bones	1963
DeGuglielmo, Dave	2016	Michael, Jason	2011-13	Theoder, Roger	1987
DeLeone, George	1997	Milus, Ron	2013-20	Thomas, Johnny	1998-99
Diaz-Infante, Davida	2020	Milus, Ryan	2019-20	Timu, John	2021-current
Dickenson, Craig	2000-01	Misciagna, John	1992-96	Tollner, Ted	1989-91
Dickson, George	1972-75	Mora, (Jr.) Jim	1986-91	Turner, Norv	2001
Dishman, Cris	2009-12	Mudd, Howard	1974-76	Tyne, Phil	1978-88
Dixon, Tyrone	1997	Murphy, Dennis	1994-96	Vechiarella, Jim	1997-01
Donatell, Tom	2021-current	Nicolaou, Nick	1997-98	Wagstaff, Jim	1981-85
Dunn, John	1990-96	Nolan, Mike	2015	Walsh, Bill	1976
Durden, Earnel	1974-86	Noll, Chuck	1960-65	Wampfler, Jerry	1988
Fairchild, Steve	2012	Novak, Frank	1997-98	Weaver, Larye	1977-82
Falks, Frank	1994-96	Nunnely, Wayne	1997-08	Weber, Chuck	1968-69, 1982-85
Faulkner, Jack	1961-62	O'Leary, George	1992-93	Whisenhunt, Ken	2013, 2016-2019
Feldman, Rudy	1974-77	Pagano, John	2002-16	White, Ed	1986-87, 1989-91
Foster, Derrick	2021-current	Painter, Dwain	1994-96	Whitmer, Chandler	2021-current
Fox, John	1992-93	Pardee, Jack	1981	Wilhoite, Michael	2021-current
Friedgen, Ralph	1992-96	Pascale, Joe	1997-02	Wilks, Steven	2009-11
Gera, Steve	2010-12	Pasquale, Larry	1990-91	Williams, Greg	2009-15
Gibbs, Alex	1990-91	Perkins, Ray	1978	Williams, Marquice	2016-2019
Gibbs, Joe	1979-80	Perry, Rod	1997-01	Wilson, Ollie	1997-01, 2008-16
Glover, La'Roi	2019-20	Phillips, Bum	1967-71	Wood, Willie	1972-74
Graves, Fred	2013-15	Phillips, Jim	1968-71	Wuehrmann, John	2003-06
Gregg, Forrest	1972-73	Phillips, Wade	2004-06	Yowarsky, Walt	1972-73
Grimm, Chad	2013-14	Polk, Carlos	2010-12	Zampese, Ernie	1976, 1979-86
Hackett, Walt	1962-66	Prierer, Chuck	1992-96		

ALL-TIME ALPHABETICAL ROSTER

A

Player	Pos.	Years	Nos.	College
Abbott, Vince	K	1987-88	10	Cal State Fullerton
Ackerman, Richard	DE	1982-84	91	Memphis State
Adams, Curtis	RB	1985-88	42	Central Michigan
Adae, Jahleel	S	2013-18, '20	37, 36	Central Michigan
Adderley, Nasir	S	2019-20	32, 24	Delaware
Agajanian, Ben	K	1960, '64	3	New Mexico
Aiu, Charles	G	1976-78	64	Hawaii
Ajrotutu, Seyi	WR	2010, '12-14	89, 13, 16	Fresno State
Akin, Harold	T	1967-68	71	Oklahoma State
Albright, Ethan	LS	2010	64	North Carolina
Aldridge, Lionel	DE	1972-73	87	Utah State
Ale, Arnold	LB	1996	57	UCLA
Alexander, Danario	WR	2012	84	Missouri
Alexander, Stephen	TE	2002-03	81, 80	Oklahoma
Allen, Anthony	WR	1989	89	Washington
Allen, Chuck	LB	1961-69	50	Washington
Allen, Jeff	CB	1982	27	UC Davis
Allen, Keenan	WR	2013-20	13	California
Allert, Ty	ILB	1986-87	56	Texas
Allison, Jim	RB	1965-68	32	San Diego State
Alworth, Lance	FL	1962-70	24, 19	Arkansas
Anderson, Anthony	S	1987	24	Grambling
Anderson, Gary	RB	1985-88	40	Arkansas
Anderson, Ralph	TE	1960	82	Los Angeles State
Anderson, Ricky	RB	1978	43	South Carolina State
Anderson, Stephen	TE	2019-20	82	California
Andrews, Billy	LB	1975	51	SE Louisiana
Andrews, John	TE	1972	81	Indiana
Anno, Sam	LB	1992-93	52	Southern California
Anthony, Charles	LB	1974	59	Southern California
Appleton, Scott	DT	1967-68	70	Texas
Applewhite, Antwan	LB	2008-10	90	San Diego State
Archer, David	QB	1989	15	Iowa State
Atkins, Dave	RB	1975	26	UTEP
Attachu, Jeremiah	OLB	2014-17	97	Georgia Tech
Audick, Dan	T	1978-80	60	Hawaii

B

Player	Pos.	Years	Nos.	College
Babich, Bob	LB	1970-72	60	Miami (Ohio)
Baccaglio, Martin	DE	1968	84	San Jose State
Bacon, Coy	DE	1973-75	79	Jackson State
Badgley, Michael	K	2018-20	4	Miami (Fla.)
Bahr, Chris	K	1989	3	Penn State
Baker, John	LB	1967	84	Mississippi State
Baker, Melvin	WR	1975	81	Texas Southern
Baker, Tony	RB	1975	35	Iowa State
Baldwin, Keith	DE	1987-88	96	Texas A&M
Ball, Dave	DE	2004-05	96	UCLA
Ball, Jason	C	2002-04	60	New Hampshire
Ballage, Kalen	RB	2020	31	Arizona State
Banks, Chip	OLB	1987	56	Southern California
Banks, Gary	WR	2010	16	Troy
Bansavage, Al	G	1960	57	Southern California
Barksdale, Joe	T	2015-18	72	Louisiana State
Barnes, Ernie	G	1961-62	61	North Carolina Central
Barnes, Johnnie	WR	1992-94	19, 85	Hampton
Barnes, Antwan	OLB	2010-12	98	FIU
Barnes, Lawrence	RB	1977-78	35	Tennessee State
Barnes, Pete	LB	1969-72	59	Southern
Barrie, Sebastian	DT	1995	90	Liberty
Barry, Al	G	1960	69	Southern California
Batteaux, Patrick	WR	2001	86	Texas Christian
Battle, Jackie	RB	2012	44	Houston
Battle, Tra	S	2008	36	Georgia
Bauer, Hank	RB	1977-82	37	Cal Lutheran
Baxter, Colin	C	2011-12	64	Arizona
Bayless, Martin	S	1987-91	44	Bowling Green State
Baylor, Raymond	DE	1974	75	Texas Southern
Beauchamp, Joe	CB	1966-75	40	Iowa State
Beaudoin, Doug	S	1981	45	Minnesota
Beckett, Rogers	S	2000-02	42	Marshall
Beckwith, Darry	LB	2010	46	Louisiana State
Becton, Nick	T	2013	67	Virginia Tech
Beirne, Jim	WR	1973-74	85	Purdue
Bell, Eddie	WR	1976	7	Idaho State
Bell, Ricky	RB	1982	42	Southern California
Bello, B.J.	LB	2020	58	Illinois State
Belotti, George	G	1961	57	Southern California
Bendross, Jesse	WR	1984-85	86	Alabama
Benirschke, Rolf	K	1977-86	6	UC Davis
Benjamin, Travis	WR/KR	2016-19	12	Miami (Fla.)
Bennett, Darren	P	1995-03	2	No College
Bennett, Fred	CB	2010	29	South Carolina
Bennett, Michael	RB	2008-09	29	Wisconsin
Bennett, Monte	DE	1987	69	Kansas State

Player	Pos.	Years	Nos.	College
Bennett, Roy	CB	1988-89	23	Jackson State
Benson, Mitchell	DT	1991	95	TCU
Benson, Thomas	ILB	1986-87	57	Oklahoma
Bernstine, Rod	RB/TE	1987-92	82	Texas A&M
Berry, Ed	CB	1987	38	Utah State
Berry, Reggie	S	1972-74	45	Long Beach State
Berti, Tony	T	1995-97	75	Colorado
Bethune, Bob	S	1962	43	Mississippi State
Bieniemy, Eric	RB	1991-94	32	Colorado
Bigby, Atari	S	2012	26	Central Florida
Bilal, Asmar	LB	2020	57	Notre Dame
Billingsley, Ron	DT	1967-70	86	Wyoming
Bingham, Craig	OLB	1985	59	Syracuse
Bingham, Ryan	DT	2005-08	97	Nebraska
Binn, David	LS	1994-2010	50	California
Bird, Bront	LB	2011-13	90	Texas Tech
Bird, Steve	WR	1984	81	Eastern Kentucky
Blair, George	K	1961-64	39	Mississippi
Blaylock, Tony	CB	1991-92	37	Winston-Salem
Boatwright, Bon	DT	1974	73	Oklahoma State
Bobo, Hubert	LB	1960	57	Ohio State
Bogle, Phil	G	2003	64	New Haven
Bonner, Glen	RB	1974-75	21	Washington
Boone, Alfonso	DE	2009-10	70	Mt. San Antonio
Bordelon, Ben	G	1997	69	Louisiana State
Bosa, Joey	DE	2016-20	99, 97	Ohio State
Boston, David	WR	2003	89	Ohio State
Boston, Tre	S	2017	33	North Carolina
Botchan, Ron	LB	1960	54	Occidental
Bouie, Kevin	RB	1996	33	Mississippi State
Boyko, Brett	G	2017	67	UNLV
Bradford, Paul	CB	1997	25	Portland State
Bradley, Carlos	LB	1981-85	50	Wake Forest
Bradley, Chuck	TE	1975-77	88	Oregon
Bradley, Freddie	RB	1996	35	Sonoma State
Bradwell, Darrin	RB	2020	34	Tulane
Brady, Jeff	LB	1993	95	Kentucky
Brandon, David	OLB	1987-89, '95	58, 51	Memphis
Brandt, David	C	2004	65	Michigan
Brannon, John	CB	2020	38	Western Carolina
Braxton, Hezekiah	RB	1962	35	Virginia Union
Brazley, Carl	DB	1987	48	Western Kentucky
Breaux, Don	QB	1964-65	15	McNeese State
Breedlove, Kevin	G	2003	67	Georgia
Brees, Drew	QB	2001-05	9	Purdue
Brennan, Brian	WR	1992	13	Boston College
Brew, Dorian	CB	1997	22	Kansas
Briggs, Bob	DE	1968-70	68	Heidelberg
Briz, Darrick	G	1988	73	Oregon State
Brinkley, Curtis	RB	2010-12	44, 36	Syracuse
Brinson, Dana	RB	1989	33	Nebraska
Briscoe, Marlin	WR	1975	86	Nebraska-Omaha
Brittenum, Jon	QB	1968	15	Arkansas
Brock, Lou	CB	1987	38	Southern California
Brock, Stan	T	1993-95	67	Colorado
Brooks, Billy	WR	1981	82	Oklahoma
Brooks, James	RB	1981-83	21	Auburn
Brooks, Michael	FS	1989-90	32	North Carolina State
Broughton, Cortez	DT	2019-20	91	Cincinnati
Brown, Bob	DT	1974	78	Arkansas AM&N
Brown, Booker	T	1977-75	65	Southern California
Brown, Don	T	1983	61	Santa Clara
Brown, Donald	CB	1986	32	Maryland
Brown, Donald	RB	2014-15	34	Connecticut
Brown, Everett	LB	2011	91	Florida State
Brown, Fakhir	CB	1999-2000	24	Grambling
Brown, Gary	RB	1997	33	Penn State
Brown, Javavis	LB	2016-19	57	Akron
Brown, Kris	K	2010	3	Nebraska
Brown, Richard	LB	1990	90	San Diego State
Brown, Ronnie	RB	2012-14	30, 23	Auburn
Brown, Vincent	WR	2011, '13, '15	86	San Diego State
Brown, Wilbert	G	1999	60	Houston
Browner, Keith	OLB	1988	57	Southern California
Brueckman, Charlie	LB	1960	53	Pittsburgh
Bruggers, Bob	LB	1968-71	56	Minnesota
Buchanan, Willie	CB	1979-82	28	San Diego State
Buford, Maury	P	1982-84	7	Texas Tech
Bulaga, Bryan	T	2020	75	Iowa
Buncom, Frank	LB	1962-67	55	Southern California
Burgess, James	LB	1997-98	52	Miami (Fla.)
Burke, John	TE	1998	83	Virginia Tech
Burnett, Kevin	OLB	2009-10	99	Tennessee
Burns, Leon	RB	1971	38	Long Beach State
Burse, Isaiah	WR/KR	2016	89	Fresno State
Burton, Larry	WR	1978-79	87	Purdue
Burwell, Tyreek	T	2015-16	78	Cincinnati
Bush, Lew	LB	1993-99	58	Washington State

Player	Pos.	Years	Nos.	College
Busick, Steve	LB	1987	55	Southern California
Butler, Crezdon	CB	2013	20	Clemson
Butler, Donald	ILB	2011-15	56	Washington
Butler, Jeremy	WR	2016	88	Tennessee-Martin
Butler, Robb	S	2004	45	Robert Morris
Butts, Marion	RB	1989-93	35	Florida State
Byers, Scott	S	1984	30	Long Beach State
Bynum, Kenny	RB	1997-2000	43	South Carolina State
Byrd, Gill	CB	1983-92	22	San Jose State
Byrne, Jake	TE	2013	81	Wisconsin

C

Player	Pos.	Years	Nos.	College
Caffey, Lee Roy	LB	1972	50	Texas A&M
Caldwell, Reche	WR	2002-05	82	Florida
Camarillo, Greg	WR	2006	82	Stanford
Campbell, Jim	LB	1969	53	West Texas A&M
Campbell, Joe	OLB	1988-89	95	New Mexico State
Campbell, Tevaughn	CB	2020	37	Regina
Cappelletti, John	FB	1980-83	25	Penn State
Caravello, Joe	HB	1989-90	46	Tulane
Carney, John	K	1990-2000	3	Notre Dame
Carolan, Reggie	TE	1962-63	89	Idaho
Carpenter, Ron	LB	1964-65	89	Texas A&M
Carr, Chris	CB/KR	2012	22	Boise State
Carr, Levert	T	1969	71	North Central (Ill.)
Carr, Roger	WR	1983	81	Louisiana Tech
Carrethers, Ryan	NT	2014-16	92, 90	Arkansas State
Carrington, Darren	S	1991-94	29	Northern Arizona
Carson, Kern	HB	1965	26	San Diego State
Carson, Leonardo	DT	2001-03	96	Auburn
Carswell, Robert	S	2001-02	30	Clemson
Carter, Mike	WR	1972	83	Sacramento State
Carter, Tyrone	S	2010	31	Minnesota
Carter, Virgil	QB	1975	7	Brigham Young
Cason, Antoine	CB	2008-12	20	Arizona
Castille, Simon	CB	2009	26	Alabama
Castillo, Luis	DE	2005-11	93	Northwestern
Castle, Eric	FS	1993-96	44	Oregon
Cattouse, Sean	S	2012	40	California
Cesaire, Jacques	DE	2003-11	74	Southern Conn. State
Chambers, Chris	WR	2007-09	89	Wisconsin
Chancey, Robert	RB	1997, 2000	32	No College
Chandler, Scott	TE	2007	87	Iowa
Chandler, Wes	WR	1981-87	89	Florida
Charles, Mike	NT	1987-89	71	Syracuse
Chatman, Jesse	RB	2002-04	24	Eastern Washington
Chickillo, Tony	NT	1984-85	91	Miami (Fla.)
Chorovich, Dick	DT	1960	71	Miami (Ohio)
Christiansen, Cole	LB	2020	50	Army
Christie, Steve	K	2001-03	8	William & Mary
Chlainboerne, Robert	WR	1992	84	San Diego State
Clapham, Sam	T	1981-87	77	Oklahoma
Clark, Corey	T	2009	75	Texas A&M
Clark, Greg	LB	1991	59	Arizona State
Clark, Howard	TE	1960-61	87	Tennessee-Chattanooga
Clark, Wayne	QB	1970-73	13	U.S. International (Calif.)
Clark, Willie	CB	1994-96	98	Notre Dame
Clary, Jeromey	T	2007-13	66	Kansas State
Clatterbuck, Bobby	QB	1960	19	Houston
Clay, John	T	1988	77	Missouri
Clayton, Carey	C	2001	66	UTEP
Clemens, Kellen	QB	2014-17	10	Oregon
Cleveland, Asante	TE	2016	45	Miami (Fla.)
Cline, Doug	LB	1966	58	Clemson
Coan, Ben	RB	1962	26	Kansas
Cocozzo, Joe	G	1993-97	68	Michigan
Cody, Tay	CB	2001-03	27	Florida State
Colbert, Lewis	P	1989	5	Auburn
Colbert, Danny	CB	1974-76	46	Tulsa
Cole, Fred	G	1960	66	Maryland
Coleman, Andre	DE	2009	78	Albany
Coleman, Andre	WR/KR	1994-96	83	Kansas State
Coleman, Ben	T	2000	62	Wake Forest
Coleman, Leonard	S	1988-89	31	Vanderbilt
Coleman, Marco	DE	1996-98	90	Georgia Tech
Collins, Jim	ILB	1989	55	Syracuse
Conner, Kavell	ILB	2014-15	53	Clemson
Conway, Curtis	WR	2000-02	80	Southern California
Coons, Travis	K	2017	5	Washington
Cooper, Stephen	LB	2003-11	54	Maine
Cordill, Ollie	WR	1967	44	Memphis
Corley, Anthony	RB	1985	31	Nevada
Cornish, Frank	C	1990-91	63	UCLA
Costa, Dave	DT	1972-73	64	Utah
Cotton, Craig	TE	1975	88	Youngstown State
Cox, Arthur	TE	1988-91	88	Texas Southwestern
Cox, Derek	CB	2013	22	William & Mary
Craver, Aaron	RB	1997	34	Fresno State
Crayton, Patrick	WR	2010-11	12	NW Oklahoma St.
Crews, Terry	LB	1993	51	Western Michigan
Crittenden, Ray	WR	1997	84	Virginia Tech

Player	Pos.	Years	Nos.	College
Cromartie, Antonio	CB	2006-09	25, 31	Florida State
Croudip, David	CB	1985	28	San Diego State
Culkin, Sean	TE	2017-19	80	Missouri
Culver, Rodney	RB	1994-95	35, 22	Notre Dame
Cumberland, Jeff	TE	2017	87	Illinois
Cummings, Joe	LB	1996	51	Wyoming
Curran, Pat	TE	1975-78	82	Lakeland
Curry, Markus	CB	2006	36	Michigan

D

Player	Pos.	Years	Nos.	College
Dale, Jeff	S	1985-86, '88	37	Louisiana State
Dallafor, Ken	G	1985-88	61	Minnesota
Daniels, Matt	S	2015	30	Duke
Darden, Tony	CB	2000	27	Texas Tech
Davis, Brian	CB	1993	31	Nebraska
Davis, Bruce	WR	1987	83	Baylor
Davis, Buster	WR	2007-10	84	Louisiana State
Davis, Chris	CB	2014	20	Auburn
Davis, Geremy	WR	2016-19	81, 11	Connecticut
Davis, Greg	K	1997	7	Citadel
Davis, Harrison	WR	1974	87	Virginia
Davis, Isaac	G	1994-97	73, 77	Arkansas
Davis, Michael	CB	2017-20	43	Brigham Young
Davis, Mike	SS	1987	36	Colorado
Davis, Reggie	TE	1999-2000	84	Washington
Davis, Reuben	DT	1994-96	93	North Carolina
Davis, Sammy	CB	2003-05	22	Texas A&M
Davis Sr., Thomas	LB	2019	58	Georgia
Davis, Wayne	CB	1985-86	20	Indiana State
Davis, Wendell	TE	1998	81	Temple
Day, Tom	DE	1967	88	North Carolina A&T
Dean, Fred	DE	1975-81	71	Louisiana Tech
Degen, Dick	LB	1965-66	51	Long Beach State
DeJurnett, Charles	DT	1976-80	73	San Jose State
DeLine, Steve	K	1988	6	Colorado State
DeLong, Steve	DT	1965-71	82	Tennessee
DeLuca, Sam	G	1960-61, '63	60	South Carolina
Demaree, Chris	DE	2002	93	Kentucky
Dennis, Al	G	1973	61	Grambling
Dennis, Mike	CB	1984	45	Wyoming
Denton, Tim	CB	2000	22	Sam Houston State
Desir, Pierre	CB	2016	40	Lindenwood
Detwiler, Chuck	S	1970-72	35	Utah State
Diaz-Infante, David	G	1987	63	San Jose State
Dicus, Chuck	WR	1971-72	85	Arkansas
Dielman, Kris	G	2003-11	68	Indiana
Diggs, Na'il	LB	2011	58	Ohio State
DiGiacomo, Curt	G	1986	75	Arizona
Dimry, Charles	CB	1998-99	27	UNLV
Dingle, Adrian	DE	1999-2004	90	Clemson
Dixon, Gerald	LB	1998-2001	51	South Carolina
Dobbins, Tim	LB	2006-09	51	Iowa State
Dodge, Dedrick	S	1998	33	Florida State
Doerger, Jerry	T	1985	65	Wisconsin
Dombrowski, Brandyn	G/T	2009-11	62	San Diego State
Domres, Marty	QB	1969-71	14	Columbia
Donnell, Ben	DE	1960	50	Vanderbilt
Dorsey, Larry	WR	1976-77	87	Tennessee State
Douglas, Jay	T	1973-74	52	Memphis
Douglass, Bobby	QB	1975	10	Kansas
Douglass, Mike	OLB	1986	53	San Diego State
Dove, Jerome	CB	1977-80	48	Colorado State
Downing, Eric	DT	2004	93	Syracuse
Dragon, Oscar	RB	1972	34	Arizona State
Draughn, Shaun	RB	2014	28	North Carolina
Duckworth, Bob	WR	1982-84	82	Arkansas
Ducre, Greg	CB	2015	33	Washington
Dumas, Mike	S	1997-2000	20, 38	Indiana
Duncan, Frank	S	1979-81	47	San Francisco State
Duncan, Leslie "Speedy"	CB	1964-70	45	Jackson State
Dunlap, King	T	2013-16	77	Auburn
Dunlap, Leonard	CB	1972-74	39	North Texas
Duren, Clarence	S	1977	21	California
Dwight, Tim	WR	2001-04	85, 87	Iowa
Dyal, Mike	TE	1993	82	Texas A&M-Kingsville
Dyer, Ken	WR	1968	49	Arizona State
Dykes, Donald	CB	1982	26	SE Louisiana
Dzubnar, Nick	ILB	2015-19	48	Cal Poly-SLO

E

Player	Pos.	Years	Nos.	College
Early, Quinn	WR	1988-90	87	Iowa
East, Ron	DT	1971-73	77	Montana State
Eber, Rick	WR	1969-70	49	Tulsa
Edwards, Don	LB	1972-74	37	Tennessee State
Edwards, Donnie	RB	2002-06	59	UCLA
Edwards, Glen	FS	1978-81	27	Florida A&M
Edwards, Vernon	DE	1996	95	Southern Methodist
Egbule, Emeke	LB	2019-20	51	Houston
Egloff, Ron	TE	1984	84	Wisconsin
Enin, Chuck	DE/NT	1983-87	78	Brigham Young

Player	Pos.	Years	Nos.	College
Ekeler, Austin	RB	2017-20	30	Western State Colorado
Elder, Donnie	CB	1990-91	28	Memphis State
Elko, Bill	NT	1983-84	90, 68	Louisiana State
Ellerbee, Emmanuel	LB	2018-56	56	Rice
Ellis, Allan	CB	1981	48	UCLA
Ellis, Ed	T	2001-03	69	Buffalo
Ellison, Kevin	SS	2009	25	Southern California
Ellison, 'Omar	WR	1995-96	84	Florida State
Emanuel, Kyle	OLB	2015-18	51	North Dakota State
Engel, Greg	CB	1995-97	60	Illinois
English, Larry	OLB	2009-13	52, 51	Northern Illinois
Enis, Hunter	QB	1961	17	TCU
Erickson, Bernard	LB	1967-68	62	Abilene Christian
Erlandson, Tom	LB	1968	58	Washington State
Estes, Don	G	1966	68	Louisiana State
Evans, Larry	LB	1983	56	Mississippi
Everett, Jim	QB	1997	11	Purdue

Player	Pos.	Years	Nos.	College
Facyson, Brandon	CB	2018-20	36, 28	Virginia Tech
Faison, Earl	DE	1961-66	86	Indiana
Farley, Dick	S	1968-69	36	Boston University
Farr, Miller	CB	1965-66	20	Wichita State
Farris, John	G	1965-66	62	San Diego State
Farrow, Kenneth	RB	2016	27	Houston
Faucette, Chuck	ILB	1987-88	57	Maryland
Faulkner, Chris	TE	1985	84	Florida
Fazande, Jermaine	RB	1999-2000	35	Oklahoma
Feasel, Greg	T	1987	67	Abilene Christian
Feehey, Dan	C/G	2017-20	66	Indiana
Fehoko, Breiden	NT	2020	96	Louisiana State
Fellows, Mark	OLB	1985-86	52	Montana State
Fenner, Lane	WR	1968	42	Florida State
Ferguson, Gene	T	1969-70	75	Norfolk State
Ferguson, Howie	RB	1960	37	No College
Ferguson, Keith	DE	1981-85	76	Ohio State
Ferguson, Kevin	TE	1987	87	Virginia
Ferrante, Orlando	G	1960-61	68	Southern California
Fetherston, Jim	LB	1968-69	61	California
Fields, Carlos	LB	2016	59	Winston-Salem
Fields, Floyd	S	1991-93	26	Iowa State
Figaro, Cedric	ILB	1988-90	51	Notre Dame
Finmeran, Gary	DT	1960	76	Southern California
Fisk, Jason	DT	2002-04	92	Stanford
Fitzkee, Scott	WR	1981-82	81	Penn State
FitzPatrick, James	T	1986-89	70	Southern California
Flanagan, Ed	C	1975-76	54	Purdue
Fletcher, Chris	S	1970-76	44	Temple
Fletcher, James	CB	2004-05	25	Wisconsin
Fletcher, Terrell	RB	1995-02	41	Wisconsin
Flick, Tom	WB	1986	12	Washington
Florence, Drayton	CB	2003-07	29	Tuskegee
Flowers, Brandon	CB	2014-16	26, 24	Virginia Tech
Flowers, Charlie	RB	1960-61	41	Mississippi
Floyd, Eric	OL	1990-91	61	Auburn
Floyd, John	WR	1979-80	86	Northeast Louisiana
Floyd, Malcolm	WR	2004, '06-15	13, 80	Wyoming
Floyd, Victor	RB	1989	27	Florida State
Fluker, D.J.	T	2013-16	76	Alabama
Flutie, Darren	WR	1988	89	Boston College
Flutie, Doug	QB	2001-04	7	Boston College
Foley, Steve	LB	2004-05	53	Northeast Louisiana
Fonoti, Toniou	G	2002, '04-05	71, 77	Nebraska
Fontenot, Al	DE	1999-2001	95	Baylor
Ford, Fred	RB	1960	20	Cal Poly-Pomona
Forsberg, Fred	LB	1974	56	Washington
Fortin, Roman	OL	1998-2000	67	San Diego State
Fortune, Hosea	WR	1983	84	Rice
Foster, Gene	RB	1965-70	37	Arizona State
Fouts, Dan	QB	1973-87	14	Oregon
Fox, Tim	S	1982-84	48	Ohio State
Fox, Vernon	SS	2002-03	36	Fresno State
Frank, Donald	CB	1990-93	27	Winston-Salem
Franklin, Aubrayo	DT	2012	90	Tennessee
Franklin, Orlando	G	2015-16	74	Miami (Fla.)
Frazier, Wayne	C	1962	51	Auburn
Frazier, Willie	TE	1966-70	83	Arkansas AM&N
Freney, Dwight	OLB	2013-14	93	Syracuse
Freitas, Jesse	QB	1974-75	17	San Diego State
Friesz, John	QB	1990-91, '93	17	Idaho
Fritsch, Toni	K	1976	15	No College
Fuller, James	S	1992-93	40	Portland State
Fuller, Joe	CB	1990	29	Northern Iowa
Fuller, Mike	S	1975-80	42	Auburn
Fuller, William	DE	1997-98	95	North Carolina

Player	Pos.	Years	Nos.	College
Gachkar, Andrew	LB	2011-14	59	Missouri
Gaffney, Jeff	K	1987	4	Virginia
Gagliano, Bob	QB	1991-92	16	Utah State
Gaiter, Tony	WR/KR	1998	85	Miami (Fla.)
Gaither, Jared	T	2011-12	78	Buffalo
Gamble, Darryl	LB	2011	53	Maryland
Gambol, Chris	T	1988	74	Iowa
Gannon, Chris	TE	1989	84	SW Louisiana
Garay, Antonio	DT	2009-12	71	Boston College
Gardner, Carwell	FB	1997	35	Louisville
Garmon, Kelvin	G	2002-03	63	Baylor
Garner, Bob	CB	1960	35	Fresno State
Garrett, Scott	NT	1985	92	Washington
Garrett, Mike	RB	1970-73	25, 20	Southern California
Garrison, Gary	SE	1966-76	27	San Diego State
Gates, Antonio	TE	2003-18	85	Kent State
Gatson, Greg	CB	2012	31	Arkansas
Gay, Blenda	DE	1974	61	Fayetteville State
Gayle, Shaun	SS	1995	23	Ohio State
Gaylan, Trevor	WR	2000-01	82	Miami (Ohio)
Gaziano, Joe	DE	2020	92	Northwestern
Gbaja-Biamia, Akbar	LB	2006	94	San Diego State
Geathers, Kwame	DT	2013	95	Georgia
Gerela, Roy	K	1979	9	New Mexico State
Gersbach, Carl	LB	1973-74	54	West Chester
Gibson, Claude	CB	1961-62	25	North Carolina State
Gibson, Dennis	LB	1994-95	57	Iowa State
Gilbert, Gale	QB	1994-95	13	California
Gilchrist, Marcus	CB	2011-14	38	Clemson
Gillett, Fred	LB	1962	33	Los Angeles State
Gillette, Walker	WR	1970-71	84	Richmond
Gilliam, Dondre	WR	2002-03	86	Millersville (Pa.)
Gilman, Alohi	S	2020	32	Notre Dame
Gissingner, Andrew	T	1982-84	75	Syracuse
Glenn, Vencie	FS	1986-90	25	Indiana State
Glick, Gary	S	1963	43	Colorado State
Gob, Art	LB	1960	89	Pittsburgh
Godfrey, Randall	LB	2004-06	58	Georgia
Goeas, Leo	T	1990-92	67	Hawai'i
Goebel, Joe	C	1987	68	UCLA
Goff, Mike	G	2004-08	79	Iowa State
Goff, Willard	DT	1987	76	Illinois
Gordon, Derrel	G	1983-84	69	Oklahoma State
Gogan, Kevin	G	2000	66	Washington
Good, Tom	LB	1966	54	Marshall
Goodie, Don	LB	1974-79	50	Kansas
Goodman, Richard	WR	2010-12	15	Florida State
Goodspeed, Joey	FB	2002	45	Notre Dame
Gordon, Cletis	CB	2006-08	24	Jackson State
Gordon, Darrien	CB	1993-96	21	Stanford
Gordon, Dick	WR	1974	88	Michigan State
Gordon, Dwayne	LB	1995-96	52	New Hampshire
Gordon, Ira	T	1970-75	69	Kansas State
Gordon III, Melvin	RB	2015-19	28, 25	Wisconsin
Gouveia, Kurt	LB	1996-98	54	Brigham Young
Graham, DeMingo	G	1999-2001	71	Hofstra
Graham, Jeff	WR	1999-2001	81	Ohio State
Graham, Kenny	S	1964-69	33	Washington State
Graham, Tom	LB	1975-77	58	Oregon
Grannell, Dave	TE	1974	82	Arizona State
Grant, Wes	DE	1971	86	UCLA
Grayson Jr., David	LB	1991	58	Fresno State
Green, Ladarius	TE	2012-15	89	Louisiana-Lafayette
Green, Mike	LB	1983-85	58	Oklahoma State
Green, Tyrnone	G	2009-12	69	Auburn
Green, Virgil	TE	2018-20	88	Nevada
Greene, Ken	S	1983-84	28	Washington State
Gregor, Bob	S	1981-84	43	Washington State
Gregory, Steve	CB	2006-11	28	Syracuse
Grennan, Keith	DE	2008	96	Eastern Washington
Griffin, Jim	DT	1966-67	77	Grambling
Griggs, David	OLB	1994	92	Virginia
Gross, George	DT	1963-67	79	Auburn
Grossman, Burt	DE	1989-93	92	Pittsburgh
Groy, Ryan	C/G	2019-20	72	Wisconsin
Grunisen, Sam	C	1962-72	65	Villanova
Guendling, Mike	OLB	1985	53	Northwestern
Guthrie, Keith	NT	1984	73	Texas A&M
Guy, Lawrence	DE	2013-14	71	Arizona State
Guyton, Gary	LB	2012	53	Georgia Tech
Guyton, Jalen	WR	2019-20	15	North Texas

H

Player	Pos.	Years	Nos.	College
Hadl, John	QB	1962-72	21	Kansas
Hadnot, Rex	G	2012	67	Houston
Hagood, Ricky	NT	1984	72	South Carolina
Hairston, Chris	G/T	2015-17	75	Clemson
Hall, Courtney	C	1989-96	53	Rice
Hall, Delton	S	1992	36	Clemson
Hallen, Bob	G	2002-05	62	Kent State
Hamilton, Michael	LB	1997-99	53	North Carolina A&T
Hand, Norman	DT	1997-99	96	Mississippi
Hand, Omari	DE	2003	91	Tennessee
Harbaugh, Jim	QB	1999-2000	4	Michigan
Hardaway, Milton	T	1978	77	Oklahoma State
Harden, Cedric	DE	1999	92	Florida A&M
Hardison, Dee	DE	1986-87	92	North Carolina
Hardwick, Nick	C	2004-14	61	Purdue
Hardy, Kevin	DT	1971-72	80	Notre Dame
Harmon, Ronnie	RB	1990-95	33	Iowa
Harper, Dwayne	CB	1994-98	28	South Carolina State
Harrington, LaRue	RB	1980	34	Norfolk State
Harris, Derrick	FB	2001	40	Miami (Fla.)
Harris, Dick	CB	1960-65	36	McNeese State
Harris, James	QB	1977-79	12	Grambling
Harris, Marques	LB	2005-09	92, 58	Southern Utah
Harris, Michael	T	2012-13	79	UCLA
Harris, Nigel	LB	2017	58	South Florida
Harris, Tommie	DE	2011	90	Oklahoma
Harris, Walter	S	1987	46	Stanford
Harris Jr., Chris	CB	2020	25	Kansas
Harrison, Lloyd	CB	2001	22	North Carolina State
Harrison, Rodney	S	1994-2002	37	Western Illinois
Hart, Clinton	S	2004-09	42	Central Florida CC
Hartley, Frank	TE	1997-98	89	Illinois
Harvey, Richard	LB	2000	58	Tulane
Haskins, Jon	LB	1998	59	Stanford
Haslam, Kevin	T	2012	70	Rutgers
Hatcher, Armon	S	2000	29	Oregon State
Hawkins, Andy	LB	1986-87	59	Texas A&M-Kingsville
Hawkins, Lavelle	WR	2013	10	California
Hayden, Aaron	RB	1995-96	24	Tennessee
Hayes, Luther	SE	1961	24	Southern California
Hayes, Tom	CB	1976	22	San Diego State
Hayward Jr., Casey	CB	2016-20	26	Vanderbilt
Heiden, Steve	TE	1999-2001	83	San Diego State
Henderson, Reuben	CB	1983-84	20	San Diego State
Henderson, Wyatt	CB	1981	32	Fresno State
Hendricks, Steve	HB/LB	1990-94	34	California
Hendrix, David	S	1995-97	38	Georgia Tech
Hendy, John	CB	1985	29	Long Beach State
Henning, Dan	QB	1966	15	William & Mary
Henry, Hunter	TE	2016-20	86	Arkansas
Herbert, Justin	QB	2020	10	Oregon
Herrmann, Mark	QB	1985-87	9	Purdue
Herdon, Javonte	WR	2015	81	Arkansas
Herron, David	LB	2010	97	Michigan State
Hester, Jacob	RB/FB	2008-11	22	Louisiana State
Hill, Eric	LB	1999	54	Louisiana State
Hill, Jim	S	1969-71	38	Texas A&I
Hill Jr., K.J.	WR	2020	84	Ohio State
Hillman, Ronnie	RB	2016	36	San Diego State
Hinkle, George	DT	1988-91	97	Arizona
Hoey, George	CB	1974	23	Michigan
Holecek, John	LB	2001	52	Illinois
Holland, Jamie	WR	1987-89	86	Ohio State
Holliday, Ron	WR	1973	81	Pittsburgh
Holmes, Robert	RB	1973	38	Southern
Holohan, Pete	TE	1981-87	88	Notre Dame
Holt, Harry	TE	1987	85	Arizona
Holt, James	LB	2009-10	53	Kansas
Hoopes, Mitch	P	1976	10	Arizona
Hopper, Darrel	CB	1987	47	Southern California
Horn, Don	QB	1974	13	San Diego State
Horn, Bob	MLB	1976-81	55	Oregon State
Horton, Bob	LB	1964-65	30	Boston University
House, Kevin	CB	2002-03	32	South Carolina
Houston, Bobby	LB	1997	57	North Carolina State
Howard, Bob	CB	1967-74	24	San Diego State
Howard, Joey	T	1989	79	Tennessee
Hubbert, Brad	RB	1967-70	26	Arizona
Hudson, Bill	DT	1961-62	79	Clemson
Hudson, Mike	S	1987	28	Oklahoma State
Hudson, Richard	T	1962	78	Memphis
Huey, Gene	WR	1969	88	Wyoming
Hughes, Dante	CB	2009-11	33	California
Humiston, Mike	ILB	1987	95	Weber State
Humphrey, Deon	LB	2000-01	53	Florida State
Humphries, Stan	QB	1992-97	12	NE Louisiana
Hunter, Daniel	CB	1986-87	27	Henderson State
Hutcherson, Ken	LB	1975	55	Livingston (Ala.)

I

Player	Pos.	Years	Nos.	College
Ilesic, Hank	P	1989	8	No College
Ingram, Brian	LB	1987	52	Tennessee
Ingram III, Melvin	DE	2012-18	54	South Carolina
Inman, Dontrelle	WR	2014-17, 19	15	Virginia

J

Player	Pos.	Years	Nos.	College
Jackson, Bernard	CB	1980	26	Washington State
Jackson, Bob	FB	1962-63	40	New Mexico State
Jackson, Earnest	RB	1983-84	41	Texas A&M
Jackson, Greg	S	1997-2000	42, 47	Louisiana State
Jackson, Jeff	LB	1987-88	52	Auburn
Jackson, John	OL	1998-99	65	Eastern Kentucky
Jackson, Justin	RB	2018-20	32, 22	Northwestern
Jackson, Vincent	WR	2005-11	83	Colorado
Jacobson, Jack	DB	1965	24	Oklahoma State
Jacox, Kendyl	OL	1998-01	64	Kansas State
Jacquet, Nate	WR/PR	2000	89	San Diego State
James Jr., Derwin	S	2018-20	33	Florida State
James, Lionel	RB/KR	1984-88	26	Auburn
James, Toran	LB	1997	59	North Carolina A&T
Jammer, Quentin	CB	2002-12	23	Texas
Jefferson, John	WR	1978-80	83	Arizona State
Jefferson, Malik	LB	2020	46	Texas
Jefferson, Shawn	WR	1991-95	80	Central Florida
Jeffrey, Neal	QB	1976	19	Baylor
Jenkins, DeRon	CB	2000	23	Tennessee
Jenkins, Keyvan	RB	1987	39	UNLV
Jenkins, Rayshaw	S	2017-20	25, 23	Miami (Fla.)
Jenkins, Ronney	RB/KR	2000-02	28	Northern Arizona
Jodat, Jim	RB	1982-83	40	Carthage (Minn.)
Johnson, A.J.	CB	1995	47	SW Texas State
Johnson, David	TE	2014-15	88	Arkansas State
Johnson, Dontae	CB	2019	29	North Carolina State
Johnson, Gary	DT	1975-84	72, 79	Grambling
Johnson, James	LB	1987	57	San Diego State
Johnson, Jarret	LB	2012-14	96	Alabama
Johnson, Leon	RB	2003	35	North Carolina
Johnson, Pete	FB	1984	42	Ohio State
Johnson, Rayde	DE	1993-99, 2001-03	99	Arkansas
Johnson, Stevie	WR	2015	11	Kentucky
Johnson, Travis	DT	2009-10	96	Florida State
Johnson, Tre'Von	LB	2018	58	Weber State
Johnson, Trumaine	WR	1985-86	83	Grambling
Johnson, Tyrone	WR	2020	83	Oklahoma State
Joiner, Charlie	WR	1976-86	18	Grambling
Jonassen, Eric	T	1993-94	74	Bloomsburg (Pa.)
Jones, Anthony	TE	1988	81	Wichita State
Jones, Charlie	WR	1996-99	17, 82	Fresno State
Jones, Clint	RB	1973	26	Michigan State
Jones, Curtis	G	1968	69	Missouri
Jones, Deacon	DE	1972-73	75	Mississippi Valley
Jones, Donnie	P	2018	5	Louisiana State
Jones, Freddie	TE	1997-2001	88	North Carolina
Jones, Harris	G	1971	58	Johnson Smith
Jones, Jacoby	WR/KR	2015	12	Lane (Tenn.)
Jones, JJ	WR	2018	89	West Georgia
Jones, Justin	DT	2018-20	91, 93	North Carolina State
Jones, Leroy	DE	1976-83	68	Norfolk State
Jones, Ray	CB	1972	23	Southern
Jones, Reggie	WR	2000-01	87	Louisiana State
Jordan, Leander	TE	2004-05	75	Indiana (Pa.)
Joseph, Linval	DT	2020	95	East Carolina
Jue, Bhawoh	FS	2005-06	27	Penn State

K

Player	Pos.	Years	Nos.	College
Kaeding, Nate	K	2004-12	10	Iowa
Karas, Emil	LB	1960-64, '66	56	Dayton
Kaser, Drew	P	2016-18	8	Texas A&M
Kay, Bill	CB	1984	31	Purdue
Keathley, Michael	G	2001-03	61	TCU
Keckin, Val	QB	1962	16	Southern Mississippi
Keiser, Thomas	OLB	2013	90	Stanford
Kelcher, Louie	DT	1975-83	74	Southern Methodist
Kelley, Joshua	RB	2020	27	UCLA
Kelley, Mike	QB	1987	10	Georgia Tech
Kemp, Jack	QB	1960-62	15	Occidental
Kempinska, Charlie	G	1960	67	Mississippi
Kendricks, Lance	TE	2019	87	Wisconsin
Keys, Josh	LB	2017	53	Boston College
Keys, Tyrone	DE	1988	93	Mississippi State
Kidd, John	P	1990-94	10	Northwestern
Kiel, Terrence	S	2003-06	48	Texas A&M
Kinderman, Keith	RB	1963-64	24	Florida State
Kindig, Howard	DE	1965-67	87	Los Angeles State
King, David	CB	1985	30	Auburn
King, Deon	OLB	2016	59	Norfolk State
King, Linden	LB	1978-85	31, 57	Colorado State
King II, Desmond	DB	2017-20	20	Iowa
Kirk, Randy	LB	1987-88, '91	94	San Diego State

Player	Pos.	Years	Nos.	College
Moreno, Moses	QB	1999-2000	13	Colorado State
Moreno, Zeke	LB	2001-04	57	Southern California
Morris, Mercury	RB	1976	23	West Texas State
Morris, Wayne	RB	1984	25	Southern Methodics
Moss, Roland	TE	1970	38	Toledo
Moten, Eric	G/T	1991-93, '95-96	77	Michigan State
Mouton, Jonas	LB	2012	57	Michigan
Muczukowski, Scott	C	2005-11	63	Bowling Green State
Muhammad, Calvin	WR	1987	81	Texas Southern
Muncie, Chuck	RB	1980-84	46	California
Munson, Bill	QB	1977	19	Utah State
Murphy, Kevin	LB	1992	58	Oklahoma
Murray Jr., Kenneth	LB	2020	56	Oklahoma
Myrtle, Chip	LB	1974	53	Maryland

N

Player	Pos.	Years	Nos.	College
Naaene, Legedu	WR/TE	2007-10	40, 11	Boise State
Nabers, Gabe	FB	2020	40	Florida State
Ndukwe, Ikechuku	G/T	2011	60	Northwestern
Neal, Lorenzo	FB	2003-07	41	Fresno State
Neill, Ryan	LS	2010	58	Rutgers
Nelson, Darrin	RB	1989-90	20	Stanford
Nelson, Derrie	LB	1983-86	55	Nebraska
Nelson, Kyle	LS	2012	42	New Mexico State
Nelson, Reggie	G/T	1999	66	McNeese State
Nery, Ron	DE	1960-62	80	Kansas State
Neuheisel, Rick	QB	1987	7	UCLA
Newberry, Jeremy	C	2008	62	California
Newell, Steve	WR	1967	25	Long Beach State
Newsome, Detrez	RB	2018	38	Western Carolina
Nix, Doyle	CB	1960	29	Southern Methodist
Norman, Dennis	C	2009	64	Princeton
Norman, Josh	TE	2002-03	83	Oklahoma
Norman, Pettis	TE	1971-73	88	Johnson C. Smith
Norris, Trusse	WR	1960	44	UCLA
Norton, Don	WR	1960-66	88	Iowa
Norton, Storm	T	2020	74	Toledo
Novak, Nick	K	2011-14, '17	9	Maryland
Nowak, Gary	T	1971	75	Michigan State
Nwagbuo, Ogemdi	DE	2009-11	91	Michigan State
Nwosu, Uchenna	DE	2018-20	42	Southern California

O

Player	Pos.	Years	Nos.	College
O'Bard, Ronnie	CB	1985	27	Brigham Young
Oben, Roman	T	2004-07	72	Louisville
Obiozor, Cyril	LB	2010	58	Texas A&M
Ohmberger, Rich	C/G	2013-14	74	Penn State
Okanklawon, Tony	CB	2003	34	Maryland
Okung, Russell	T	2017-19	76	Oklahoma State
Ola, Michael	T	2015, '17	70, 74	Hampton
Olander, Cliff	QB	1977-79	10	New Mexico State
Olivea, Shane	G	2004-07	70	Ohio State
Oliver, Brandon	RB	2014-15, '17	43, 32	Buffalo
Oliver, Paul	S	2008-11	27	Georgia
Olishansky, Igor	DE	2004-08	99	Oregon
O'Neal, Leslie	DE	1986, '88-95	91	Oklahoma State
Onwuali, James	LB	2017	49	Notre Dame
Orlando, Bo	FS	1995	26	West Virginia
Orr, Terry	HB	1990	37	Texas
Osby, Vince	LB	1984-85	56	Illinois
Osgood, Kassim	WR	2003-09	81	San Diego State
Owens, Artie	WR	1976-79	85, 24	West Virginia
Owens, Joe	DE	1970	72	Alcorn A&M
Owens, Terry	T	1966-75	76	Jacksonville State

P

Player	Pos.	Years	Nos.	College
Page, Solomon	T	2003	79	West Virginia
Palepoi, Tenny	DT	2014, '16-17	72, 95	Utah
Parham Jr., Donald	TE	2020	89	Stetson
Park, Ernie	G	1963-65	61	McMurray
Parker, Andy	TE	1989	85	Utah
Parker, Eric	WR	2002-06	88	Tennessee
Parker, Vaughn	T	1994-2003	70	UCLA
Parks, Billy	WR	1971	32	Long Beach State
Parrella, John	DT	1994-2001	97	Nebraska
Parris, Gary	TE	1973-74	80	Florida State
Partee, Dennis	K	1968-75	29	Southern Methodist
Partridge, Rick	P	1980	17	Utah
Patrick, Johnny	CB	2013	26	Louisville
Patten, Joel	T	1989-90	78	Duke
Patterson, Elvis	CB	1987-89	34	Kansas
Pattillo, Darrell	CB/S	1983	31	Long Beach State
Patton, Andre	WR	2019	16	Rutgers
Paul, Harold	T	1974	62	Oklahoma
Peace, Chris	DE	2019	40	Virginia
Peelle, Justin	TE	2002-05	84	Oregon
Pegram, Eric	RB	1997	44	North Texas
Penn, Chris	WR	1999	87	Tulsa
Perretta, Ralph	G	1975-80	61, 53	Purdue

Player	Pos.	Years	Nos.	College
Perry, Jason	S	1999-2001	31	North Carolina State
Perry, Joshua	ILB	2016	53	Ohio State
Perry, Scott	CB	1980	32	Williams (Mass.)
Perryman, Denzel	LB	2015-20	52	Miami
Peters, Volney	DT	1960	70	Southern California
Petrich, Bob	DE	1963-66	85	West Texas State
Pettitt, Duane	DE	1987	93	San Diego State
Philcox, Todd	QB	1997	15	Syracuse
Phillips, Adrian	S	2014-19	27, 31	Texas
Phillips, Irvin	CB	1981	23	Arkansas Tech
Phillips, Joe	DE	1987-91	75	Southern Methodist
Phillips, John	TE	2013-15	83	Virginia
Phillips, Shaun	LB	2004-12	95	Purdue
Philon, Darius	DE	2015-18	93	Arkansas
Pinnock, Andrew	FB	2003-07	30, 34	South Carolina
Pipkins III, Trey	T	2019-20	79	Sioux Falls
Pippens, Jerrell	S	2004-05	28	Nebraska
Plummer, Gary	ILB	1986-93	50	California
Plump, Dave	WR	1966	81	Fresno State
Plunkett, Sherman	T	1961-62	70	Maryland Eastern Shore
Polk, Carlos	LB	2001-04, '06-07	52	Nebraska
Pollard, Robert	DE	2004	94	TCU
Pope, Marquez	DB	1992-93	30	Fresno State
Pope, Troymaine	RB	2019-20	35	Jacksonville State
Porter, Jack	C	1971	57	Oklahoma
Post, Dick	RB	1967-70	22	Houston
Pouncey, Mike	C	2018-20	53	Florida
Powell, Jeff	RB	1987	31	Tennessee
Preston, Ray	LB	1976-84	52	Syracuse
Price, Marcus	T	1997-98	79	Louisiana State
Price, Shawn	DT	2002	91	Pacific
Price, Stacy	LB	1987	53	Arkansas State
Pringley, Mike	DE	2000	72	North Carolina
Print, Bob	LB	1967-68	57	Dayton
Prokop, Joe	P	1987	8	Cal Poly-Pomona
Protz, Jack	LB	1970	50	Syracuse
Pullard, Hayes	LB	2017-18	50	Southern California
Pulley, Spencer	C/G	2016-17	73	Vanderbilt
Pupunu, Alfred	TE/HB	1992-97, '99	86, 89	Weber State

Q

Player	Pos.	Years	Nos.	College
Queen, Jeff	RB	1969-71	47	Morgan State
Quessenberry, Scott	C/G	2018-20	61	UCLA

R

Player	Pos.	Years	Nos.	College
Raab, Marc	LS	1998	57	Southern California
Rachal, Latorio	WR	1997-98	85	Fresno State
Ray, Eddie	RB	1971	36	Louisiana State
Raymer, Cory	C	2002-03	66	Wisconsin
Rayner, Dave	K	2007	16	Michigan State
Redden, Barry	RB	1987-88	20	Richmond
Reddick, Kevin	ILB	2014	51	North Carolina
Redman, Rick	LB	1965-73	66	Washington
Reed, Joe	WR	2020	12	Virginia
Reed, Robert	WR	1999	85	Lambuth (Tenn.)
Reed, Trovon	CB	2016	38	Auburn
Reese, Don	DE	1981	91	Jackson State
Reeves, John	LB	1999-2000	52	Purdue
Reeves, Walter	TE	1996	46	Auburn
Reid, Caraan	DT	2016	91	Princeton
Remmers, Mike	T	2013	60	Oregon State
Rentz, Larry	CB	1969	49	Florida
Revez, Fuad	K	1990	7	Tennessee
Reyes, Kendall	DE	2012-15	91	Connecticut
Ricardo, Benny	K	1984	1	San Diego State
Rice, Andy	DT	1970-71	79	Texas Southern
Rice, Floyd	LB	1973-75	57	Alcorn A&M
Richard, Stanley	FS	1991-94	24	Texas
Richards, David	G/T	1988-92	65	UCLA
Richards, Jeff	CB	2018	29	Utah
Richey, Wade	K	2001-02	5	Louisiana State
Ricks, Mikhail	TE	1998-2000	86	Stephen F. Austin
Ridge, Houston	DT	1966-69	80	San Diego State
Rinehart, Chad	G	2013-14	78	Northern Iowa
Rivers, Phillip	QB	2004-19	17	North Carolina State
Roberson, Bo	WR	1961	26	Cornell
Roberts, George	P	1981	4	Virginia Tech
Robinson, Adrian	OLB	2013	99	Temple
Robinson, Derreck	DE	2005-06	98	Iowa
Robinson, Fred	DE	1984-86	90	Miami (Fla.)
Robinson, Gerald	DE	1989-90	98	Auburn
Robinson, Jerry	WR	1962-64	29	Grambling
Robinson, Patrick	CB	2015	26	Florida State
Robinson, Trevor	C	2014-15	60	Notre Dame
Roche, Brian	TE	1996-97	87	San Jose State
Rochell, Isaac	DE	2017-20	98	Notre Dame
Rockford, Jim	CB	1985	28	Oklahoma
Rodenhauser, Mark	C	1990-91	64	Illinois State
Rodgers, Johnny	WR/RB	1977-78	20	Nebraska
Rogers, Don	C	1960-64	52	South Carolina

Player	Pos.	Years	Nos.	College
Rogers, Mel	LB	1971, '73-'74	53	Florida A&M
Rogers, Sam	LB	2001	59	Colorado
Rolling, Henry	LB	1990-'92	57	Nevada
Rome, Tag	WR	1987	82	Louisiana-Monroe
Romes, Charles	CB	1987	29	North Carolina Central
Rosado, Dan	G	1987-'88	66	Northern Illinois
Rosario, Dante	TE	2012	88	Oregon
Rose, Nick	K	2017-'18	6	Texas
Ross, Brandian	S	2015	27	Youngstown State
Ross, Kevin	S	1996	36	Temple
Ross, Micah	WR	2003-'04	11, 80	Jacksonville
Rossvich, Tim	LB	1972-'73	82	Southern California
Rote, Tobin	QB	1963-'64	18	Rice
Roundtree, Raleigh	T	1998-'2001	74	South Carolina State
Rouse, Curtis	G	1987	77, 79	Tenn.-Chattanooga
Rowe, Dave	DT	1974-'75	74	Penn State
Royal, Eddie	WR	2012-'14	11	Virginia Tech
Ruff, Orlando	LB	1999-'2002	56	Furman
Runyan, Jon	T	2009	79	Michigan
Rush, Bob	C	1977, '79-'82	56	Memphis
Russ, Reggie	S	1999-'2000	25	Kentucky
Russell, Booker	RB	1980	41	Texas State
Russell, Leonard	RB	1996	42	Arizona State

S

Player	Pos.	Years	Nos.	College
Salave'a, Joe	DT	2003	95	Arizona
Salisbury, Sean	QB	1996	8	Southern California
Salter, Bryant	S	1971-'73	30	Pittsburgh
Samuels, Chris	RB	1991	20	Texas
Sanchez, Davis	CB	2001-'02	33	Oregon
Sanders, Bob	S	2011	31	Iowa
Sapp, Patrick	LB	1996-'97	56	Clemson
Sartin, Martin	RB	1987	35	Long Beach State
Sartin, Dan	DT	1969	52	Mississippi
Sasa, Don	DT	1995-'96	96	Washington State
Savage, Tony	NT	1990, '92	79	Washington State
Sayers, Ron	RB	1969	31	Nebraska-Omaha
Scafe, Damik	DE	2012	75	Boston College
Scales, Dwight	WR	1981-'83	87	Grambling
Scarber, Sam	RB	1975-'76	30	New Mexico
Scarpitto, Bob	DB	1961	46	Notre Dame
Schilling, Stephen	T	2011-'13	70, 72	Michigan
Schleicher, Maury	DE	1960-'62	81	Penn State
Schmedding, Jim	G	1968-'70	64	Weber State
Schmidt, Henry	DT	1961-'64	76	Trinity
Schofield, Michael	G/T	2017-'19	78, 75	Michigan
Schwedes, Scott	WR	1990	85	Syracuse
Sciffes, Mike	P	2003-'15	5	Western Illinois
Scott, DeQuincy	DT	2002-'05	78	Southern Mississippi
Scott, Kevin	RB	1988	24	Stanford
Scott, Ian	DT	2008-'09	98	Florida
Scott, Trent	T	2018-'19	68, 78	Grambling State
Seale, Sam	CB	1988-'91	30	Western State (Colo.)
Searcy, Bill	G	1985	64	Alabama
Sears, Jimmy	S	1960	26	Southern California
Seau, Junior	LB	1990-'2002	55	Southern California
Seay, Mark	WR	1993-'95	84, 82	Long Beach State
Selawski, Gene	T	1961	78	Purdue
Selmon, Dewey	MLB	1982	58	Oklahoma
Shaw, Bobby	WR	2004	83	California
Shaw, Pete	S	1977-'81	44	Northwestern
Shaw, Terrance	CB	1995-'99	29	Stephen F. Austin
Shea, Pat	G	1962-'65	64	Southern California
Shelton, Anthony	CB	1990-'91	23	Tennessee State
Shelton, L.J.	T	2008	70	Eastern Michigan
Shields, Billy	T	1975-'83	66	Georgia Tech
Sienkiewicz, Troy	G	1995-'98	65, 72	New Mexico State
Sievers, Eric	TE	1981-'88	85	Maryland
Siler, Brandon	LB	2007-'10	59	Florida
Simien, Tracy	LB	1999	57	TCU
Simmons, King	S	1987	41	Texas Tech
Simmons, Tony	DE	1985, '87	97	Tennessee
Simpson, Antoine	DT	2000	93	Houston
Sims, Wes	G	2005	60	Oklahoma
Singleton, Ron	T	1976	72	Grambling
Sirles, Jeremiah	G/T	2014	75	Nebraska
Skow, Jim	DE	1992	98	Nebraska
Slater, Mark	C	1978	58	Minnesota
Slaughter, Webster	WR	1998	84	San Diego State
Slauson, Matt	C	2016-'17	68	Nebraska
Slovacek, Emil	T	1987	72	Stephen F. Austin
Smith, Billy Ray	LB	1983-'92	54	Arkansas
Smith, Charlie	RB	1975	23	Utah
Smith, Dave	RB	1970	42	Utah
Smith, Derek	LB	2008	58	Arizona State
Smith, Dreamius	RB	2015	36	West Virginia
Smith, Elliot	CB	1989	28	Alcorn State
Smith, Geno	QB	2018	3	West Virginia
Smith, Johnny Ray	CB	1984	24	Lamar
Smith, Lucious	CB	1984-'85	33	Cal State Fullerton
Smith, Neil	DE	2000	91	Nebraska

Player	Pos.	Years	Nos.	College
Smith, Ron	S	1973	47	Wisconsin
Smith, Ron	WR	1980-'81	84	San Diego State
Smith, Russ	RB	1967-'70	20	Miami (Fla.)
Smith, Sherman	RB	1983	40	Miami (Ohio)
Smith, Willie	T	2013-'14	69	East Carolina
Smoot, Raymond	G	1993	63	Louisiana State
Snipes, Angelo	OLB	1986-'87	52	West Georgia
Snowden, Cal	DE	1972-'73	57, 71	Indiana
Sokol, Matt	TE	2020	48	Michigan State
Speights, Dick	DB	1968	28	Wyoming
Spencer, Jimmy	CB	1998-'99	22	Florida
Spencer, Tim	RB	1985-'90	43	Ohio State
Spencer, Todd	RB	1987	32	Southern California
Sperry, Kory	TE	2010-'11	82	Colorado State
Spikes, Takeo	LB	2011-'12	51	Auburn
Spillman, C.J.	FS	2009-'10	41	Marshall
Sproles, Darren	RB/KR	2005, '07-'10	43	Kansas State
Spurlock, Michael	WR/KR	2012	87	Mississippi
Square, Damien	NT	2015-'20	71	Alabama
Stadnik, John	C	1987	65	Western Illinois
Staggs, Jeff	LB	1966-'71, '74	81	San Diego State
Stanley, Walter	WR	1992	85	Mesa State
Steels, Anthony	RB	1985, '87	45	North Carolina Nebraska
Stein, Bob	LB	1975	52	Minnesota
Stephens, Tremayne	RB	1998-'99	34	North Carolina State
Stephenson, Kay	QB	1967	18	Florida
Stewart, Wayne	TE	1974	89	California
Stick, Easton	QB	2020	2	North Dakota State
Still, Bryan	WR	1996-'99	80	Virginia Tech
Stoltenberg, Bryan	C	1996	64	Colorado
Stratton, Mike	LB	1973	58	Tennessee
Strickland, Donald	CB	2010	30	Colorado
Stringer, Hal	CB	1975-'80	45	Hawai'i
Strozier, Art	TE	1970-'71	89	Kansas State
Strozier, Wilbur	TE	1988	81	Georgia
Stuckey, Darrell	S	2010-'16	25	Kansas
Sturgis, Caleb	K	2018	6	Florida
Sullivan, John	SS	1986	33	California
Sullivan, Kent	P	1993	1	Cal Lutheran
Swayne, Harry	T	1991-'96	72	Rutgers
Sweeney, Walt	G	1963-'73	78	Syracuse
Sweet, Joe	WR	1975	83	Tennessee State
Swift, Michael	CB	1997	27	Austin Peay
Sykes, John	RB	1972	46	Morgan State

T

Player	Pos.	Years	Nos.	College
Tanner, John	LB	1971	85	Tennessee Tech
Tanuvasa, Maa	DT	2001	94	Hawai'i
Tate, Frank	LB	1975	59	North Carolina Central
Taylor, Aaron	OL	1998-'99	73	Notre Dame
Taylor, Brandon S	S	2012	28	Louisiana State
Taylor, Jesse	RB	1972	42	Cincinnati
Taylor, Johnny	LB	1987	55	Hawai'i
Taylor, Ken	CB	1986	24	Oregon State
Taylor, Kitrick	WR	1990-'91	85	Washington State
Taylor, Sammie	WR	1965	81	Grambling
Taylor, Shannon	LB	2000	94	Virginia
Taylor, Tyrrod	QB	2019-'20	5	Virginia Tech
Teal, Quinton	S	2010	36	Coastal Carolina
Teamer, Roderic	S	2019	36	Tulane
Teerlinck, John	DT	1974-'75	77	Western Illinois
Tensi, Steve	QB	1965-'66	13	Florida State
Te'o, Manti	ILB	2013-'16	50	Notre Dame
Terry, Adam	T	2010	78	Syracuse
Tevi, Sam	T	2017-'20	69	Utah
Thaxton, James	TE	1973-'74	86	Tennessee State
Thaxton, Garland	LB	1991	56	Wyoming
Thelwell, Ryan	WR	1998	87	Minnesota
Thigpen, Yancey	WR	1991	84	Winston-Salem
Thomas, Bob	K	1985	16	Notre Dame
Thomas, Bob	RB	1973-'74	35	Arizona State
Thomas, Cam	DE	2010-'13	76, 93, 92	North Carolina
Thomas, Cornell	DT	1994	79	West Georgia
Thomas, Jesse	S	1960	20	Michigan State
Thomas, Jewel	RB	1984	32	San Jose State
Thomas, Johnny	CB	1989	47	Baylor
Thomas, Lee	DE	1971-'72	73	Jackson State
Thomas, Mike	RB	1979-'80	22	UNLV
Thompson, Audra	WR	1981	81	Texas A&M-Commerce
Thompson, Broderick	T	1987-'92	76	Kansas
Thompson, Tommy	RB	1974	38	Southern Illinois
Thornton, George	DT	1991-'92	93	Alabama
Thrift, Cliff	LB	1979-'84	59	East Central Oklahoma
Thrift, Jerry	DT	2019-'20	99	Notre Dame
Tipton, Dave	DE	1974-'75	75	Stanford
Tolbert, Jim	S	1966-'71, '76	43	Lincoln (Mo.)
Tolbert, Mike	FB	2008-'11	35	Coastal Carolina
Tolliver, Billy Joe	QB	1989-'90	21	Texas Tech
Tomlinson, LaDainian	RB	2001-'09	11	TCU
Toomer, Corey	ILB	2016-'17	56	Idaho
Toner, Cole	C/G	2018, '20	64	Harvard

Player	Pos.	Years	Nos.	College
Toth, Tom	T	1990	73	Western Michigan
Tovar, Steve	LB	1998, 2000	50	Ohio State
Tranquill, Dru	LB	2019-20	49	Notre Dame
Trapp, Richard	WR	1969	44	Florida
Travenio, Herb	K	1964-65	35	Texas College
Travis, John	RB	1966	44	San Jose State
Trotman, Johnnie	G	2013-14	63	Penn State
Tucker, Jyles	LB	2007-10	94	Wake Forest
Tuckett, Phil	WR	1968	41	Weber State
Tuinei, Van	DE	1997	91	Arizona
Tuipulotu, Peter	RB	1992	43	Brigham Young
Turner, John	S	1984	27	Miami (Fla.)
Turner, Michael	RB	2004-07	33	Northern Illinois
Turner, Nate	WR	2001	6	UNLV
Turner, Scott	CB	1998-01	21, 29	Illinois
Turner, Trai	G	2020	70	Louisiana State
Tuthill, James	K	2002	17	Cal Poly-SLO
Tyler, Maurice	S	1975	25	Morgan State

U

Player	Pos.	Years	Nos.	College
Umphrey, Rich	G	1985	66	Colorado
Unitas, Johnny	QB	1973	19	Louisville
Unrein, Mitch	DT	2015	96	Wyoming
Unrein, Terry	NT	1986-87	98	Colorado State
Usher, Darryl	WR/KR	1989	26	Illinois

V

Player	Pos.	Years	Nos.	College
Van Raaphorst, Dick	K	1966-67	39	Ohio State
Van Buren, Courtney	T	2003-04	72, 71	Arkansas-Pine Bluff
Vanhose, Sean	CB	1992-94	25	Howard
Vanover, Tamarick	WR	2002	87	Florida State
Vasquez, Louis	G	2009-12	65	Texas Tech
Vaughn, Cassius	CB	2015	20	Mississippi
Verrett, Jason	CB	2014-17	22	TCU
Vertefele, Brian	G	1974	68	Idaho
Vigil, Nick	LB	2020	59	Utah State
Vlasic, Mark	QB	1987-88, '90	13	Iowa
Volek, Billy	QB	2006-07, '09-11	7	Fresno State

W

Player	Pos.	Years	Nos.	College
Wagner, Bryan	P	1994	9	Cal State-Northridge
Walczak, Mark	TE	1989, '91	81, 88	Arizona
Walker, Derrick	TE	1990-93	89	Michigan
Walker, Jeff	G	1986	72	Memphis
Walker, Reggie	ILB	2013-14	52	Kansas State
Walker, Wayne	WR	1989	80	Texas Tech
Wallace, C.J.	S	2011	26	Washington
Wallace, Henry	CB	1960	45	Pacific
Waller, Ron	RB	1960	27	Maryland
Walters, Bryan	WR/KR	2011	13	Cornell
Walters, Danny	CB	1983-87	23	Arkansas
Walton, J.D.	CB	2015	66	Baylor
Ware, Tim	WR	1986-87	81	Southern California
Warren, Jim	DB	1964-65	49	Illinois
Washington, Joe	RB	1976-77	24	Oklahoma
Washington, Kelley	WR	2010	87	Tennessee
Washington, Russ	T	1968-82	70	Missouri
Waters, Anthony	LB	2008	53	Clemson
Watkins, Jaylen	S	2019-20	27, 20	Florida
Watkins, Pat	S	2010	26	Florida State
Watt, Chris	G	2014-15	65	Notre Dame
Watt, Derek	RB	2016-19	34	Wisconsin
Watts, Ted	S	1987	28	Texas Tech
Webb, Jimmy	DT	1981	61	Mississippi State
Weddle, Eric	S	2007-15	32	Utah
Welker, Wes	WR	2004	83	Texas Tech
Wells, Reggie	T	2012	74	Clarion
Wells, Robert	T	1968-70	77	Johnson Smith (N.C.)
Wenzel, Ralph	G	1972-73	54, 62	San Diego State
Werschling, Ray	K	1973-76	15, 6	California
West, Jeff	P	1976-79	80, 8	Cincinnati
Westmoreland, Dick	CB	1963-65	25	North Carolina A&T
Whalen, Griff	WR	2016	83	Stanford
Wheeler, Dwight	G	1987	71	Tennessee State
Whelihan, Craig	QB	1995-98	5	Pacific
White, Andre	TE	1968	87	Florida A&M

Player	Pos.	Years	Nos.	College
White, Ed	G	1978-85	67	California
White, Kyzir	LB	2018-20	44	West Virginia
White, Lee	RB	1972	38	Weber State
White, Ray	LB	1971-72	52, 56	Syracuse
White, Reggie	DT	1992-94	90	North Carolina A&T
Whitehead, Bud	S	1961-68	47	Florida State
Whitehurst, Charlie	QB	2006, '13	6	Clemson
Whitley, Curtis	CB	1992-94	64	Clemson
Whitman, Josh	TE	2001	84	Illinois
Whitmyr, Nat	CB	1966	41	Washington
Whittaker, Fozzy	RB	2013	34	Texas
Wiggins, Kenny	G/T	2014-17	79	Fresno State
Wilcher, Mike	LB	1991	90	North Carolina
Wiley, Marcellus	DE	2001-03	75	Columbia
Wilhelm, Matt	LB	2003-08	56, 57	Ohio State
Wilkinson, Doug	G	1971-84	63	North Carolina Central
Williams, Al	WR	1987	84	Nevada
Williams, Andre	RB	2016-17	44	Boston College
Williams, Clarence	RB	1977-81	40	South Carolina
Williams, Dave	WR	1972-73	84	Washington
Williams, Demorris	LB	2012	58	Nebraska
Williams, Eric	LB	1984	92	Southern California
Williams, Gerome	S	1997-98	23	Houston
Williams, Henry	CB	1983	45	San Diego State
Williams, Jamal	DT	1998-2009	76	Oklahoma State
Williams, Jeff	T	1981	72	Rhode Island
Williams, Jerrol	OLB	1993	57	Purdue
Williams, Lee	DE	1984-90	99	Bethune-Cookman
Williams, Lester	NT	1986	96	Miami (Fla.)
Williams, Mike	WR	2017-20	81	Clemson
Williams, Mike	CB	1975-82	29	Louisiana State
Williams, Sam	S	1974-75	47	California
Williams, Sammy	T	2002	79	Oklahoma
Williams, Steve	CB	2014-16	23, 41	California
Williams, Sylvester	DT	2019	96	North Carolina
Williams, Tom	DT	1970-71	87	UC Davis
Williams, Tourek	OLB	2013-14, '16	58	FIU
Williams, Trevor	CB	2016-18	42, 24	Penn State
Williams, Tyrell	WR	2015-18	16	Western Oregon
Wilson, Earl	DE	1985-87	93	Kentucky
Wilson, Jerry	S	2002-05	24, 20	Southern
Wilson, Jimmy	S	2015	27	Montana
Wilson, Karl	DE	1987-88	72	Louisiana State
Wilson, Kion	LB	2010	42	South Florida
Wilson, Kris	TE	2008-10	88	Pittsburgh
Wilson, Kyle	LB	2018	56	Arkansas State
Wilson, Walter	WR	1990	84	East Carolina
Windt, Mike	LS	2010-18	47	Cincinnati
Winslow, Kellen	TE	1979-87	80	Missouri
Winter, Blaise	DE	1986-87, '92-94	96	Syracuse
Withrow, Cal	C	1970	57	Kentucky
Withrow, Cory	C	2006-07	65	Washington State
Wojcik, Greg	DT	1972-73, '75	68	Southern California
Womble, Royce	FL	1960	28	North Texas
Wood, Dick	QB	1962	17	Auburn
Wood, Mike	K	1979-80	16	Southeast Missouri State
Woodard, Ken	LB	1988-89	59	Tuskegee
Woodcock, John	DE	1981-82	90	Hawai'i
Woodhead, Danny	RB	2013-16	39	Chadron State
Woods, Don	RB	1974-80	33	New Mexico
Wright, Ernie	T	1960-67, '72	75, 79	Ohio State
Wright, Shareece	CB	2011-14	29	Southern California
Wyatt, Kevin	CB	1986	30	Arkansas
Wynn, Jarius	DE	2013	99	Georgia

Y

Player	Pos.	Years	Nos.	College
Young, Andre	S	1982-84	49	Louisiana Tech
Young, Duane	TE	1991-95	87	Michigan State
Young, Glen	LB	1995-96	59	Syracuse
Young, Lonnie	S	1994	43	Michigan State
Young, Rickey	RB	1975-77	34	Jackson State
Young, Wilbur	DE/DT	1978-82	99	William Penn

Z

Player	Pos.	Years	Nos.	College
Zachary, Ken	RB	1987	33	Oklahoma State
Zandofsky, Mike	G	1990-93	70	Washington
Zeman, Bob	S	1960-61, '65-66	34	Wisconsin

ALL-TIME COLLEGES

Abilene Christian	3	Florida A&M	5	Montana	1	Southern Mississippi	3
Akron	1	Florida International	2	Montana State	2	Southern University	5
Alabama	10	Florida State	20	Mount Union	1	Southern Utah	1
Alabama-Birmingham	2	Fort Hays State	1	Mt. San Antonio	1	Southwestern Louisiana	1
Albany	1	Fresno State	16	Navy	1	Stanford	12
Alcorn State ¹	4	Furman	1	Nebraska	19	Stephen F. Austin	3
American International (Mass.)	1	Georgia	11	Nebraska - Omaha	3	Stetson	1
Appalachian State	1	Georgia Southern	1	Nevada	5	SW Texas State	2
Arizona	12	Georgia Tech.	9	Nevada-Las Vegas	7	Syracuse	18
Arizona State	15	Grambling	14	New Hampshire	2	TCU	9
Arkansas	15	Hampton	2	New Haven	2	Temple	4
Arkansas-Pine Bluff ²	3	Hardv.	1	New Mexico	4	Tennessee	19
Arkansas State	3	Hawaii ¹	9	New Mexico State	7	Tennessee-Chattanooga	2
Arkansas Tech.	1	Heidelberg	1	Norfolk State	4	Tennessee-Martin	1
Army	1	Henderson State	2	North Alabama	1	Tennessee State	7
Auburn	21	Hofstra	1	North Carolina	15	Tennessee Tech	1
Austin Peay	1	Houston	10	North Carolina A&T	5	Texas	12
Baylor	8	Howard	1	North Carolina Central	4	Texas A&M	13
Bethune-Cookman	2	Idaho	5	North Carolina State	13	Texas A&M-Commerce	1
Bloomsburg (Pa.)	1	Idaho State	1	North Central Illinois	1	Texas A&M-Kingsville	3
Boise State	2	Illinois	12	North Dakota State	3	Texas College	1
Boston College	9	Illinois State	1	North Texas	4	Texas Southern	5
Boston University	2	Indiana	7	Northeast Louisiana	3	Texas State	2
Bowling Green State	2	Indiana (Pa.)	1	Northern Arizona	2	Texas Tech.	9
Brigham Young	7	Indiana State	2	Northern Illinois	3	Toledo	2
Buffalo	2	Iowa	14	Northern Iowa	2	Trinity	1
Cal Lutheran	2	Iowa State	5	Northwestern	7	Troy	2
Cal Poly-Pomona	2	Jackson State	7	NW Oklahoma State	1	Tulane	4
Cal Poly-San Luis Obispo	2	Jacksonville	1	Notre Dame	20	Tulsa	4
Cal State-Northridge	1	Jacksonville State	3	Occidental	2	Tuskegee	2
Cal State-Sacramento	1	Johnson Smith	3	Ohio State	20	UCLA	16
Cal State Fullerton	2	Kansas	11	Oklahoma	17	UC Davis	4
Cal State LA ³	3	Kansas State	12	Oklahoma State	12	U.S. International (Calif.)	1
California	22	Kent State	3	Oregon	11	Utah	9
Carthage (Minn.)	1	Kentucky	7	Oregon State	7	Utah State	6
Central Florida	2	Lakeland	1	Oregon Tech.	1	UTEP ¹¹	3
Central Florida CC	1	Lamar	1	Pacific	4	Vanderbilt	4
Central Michigan	2	Lambuth	1	Penn Military	1	Villanova	2
Chadron State	1	Lane (Tenn.)	1	Penn State	15	Virginia	11
Cincinnati	7	Liberty	2	Pittsburgh	8	Virginia Tech	9
Citadel	2	Lincoln	1	Portland State	1	Virginia Union	1
Clarion	1	Lindenwood	1	Princeton	2	Wake Forest	3
Clark (Ga.)	1	Livingston (Ala.)	1	Purdue	13	Washington	16
Clemson	14	Long Beach State	10	Regina (Canada)	1	Washington State	13
Coastal Carolina	2	Louisiana-Lafayette	1	Rhode Island	1	Weber State	7
Colgate	1	Louisiana-Monroe	1	Rice	4	West Chester	1
Colorado	10	Louisiana State	22	Richmond	3	West Georgia	3
Colorado State	8	Louisiana Tech	3	Robert Morris	1	West Texas A&M	1
Columbia	2	Louisville	4	Rutgers	4	West Texas State	2
Compton JC	1	Maine	1	Saginaw Valley State	1	West Virginia	6
Concordia	1	Marshall	4	Sam Houston State	1	Western Carolina	2
Connecticut	4	Maryland	10	San Diego State	38	Western Illinois	4
Cornell	2	Maryland-Eastern Shore	1	San Francisco State	1	Western Kentucky	2
Dartmouth	1	McMurry	1	San Jose State	9	Western Michigan	2
Dayton	2	McNeese State	3	Santa Clara	1	Western Ontario (Canada)	1
Delaware	1	Memphis ⁵	9	SE Louisiana	2	Western Oregon	1
Drake	1	Mesa State	2	Sioux Falls	1	Western State	2
Duke	3	Miami (Fla.)	15	Sonoma State	1	Wichita State Colorado	2
East Carolina	3	Miami (Ohio)	4	South Carolina	10	William & Mary	4
East Central Oklahoma	1	Michigan	11	South Carolina State	4	William Penn.	1
Eastern Kentucky	2	Michigan State	16	South Dakota State	3	Williams (Mass.)	1
Eastern Michigan	1	Millersville (Pa.)	1	South Florida	2	Winston-Salem	4
Eastern Washington	2	Minnesota	7	SE Missouri State	1	Wisconsin	17
Emporia State	1	Mississippi	12	Southern California	40	Wyoming	8
Fayetteville State	1	Mississippi State	6	Southern Connecticut State	1	Youngstown State	2
Findlay	1	Mississippi Valley	1	Southern Illinois	2		
Florida	15	Missouri	7	Southern Methodist	7		

¹—Known as Alcorn A&M from 1878-1973

²—Known as Arkansas AM&N from 1927-72

³—Known as Los Angeles State from 1947-64

⁴—Known as Grambling College from 1946-73

⁵—Known as Northeast Louisiana from 1969-98

⁶—Known as Memphis State from 1967-94

⁷—Known as North Carolina College from 1947-69

⁸—Known as North Texas State from 1961-88

⁹—Known as Tennessee A&I from 1925-68

¹⁰—Known as Texas A&I from 1929-92

¹¹—Known as Texas Western College from 1949-67

ALL-TIME NUMERICAL ROSTER

*Player Wore Multiple Numbers with Chargers | †Uniform Number Retired

1

Years Worn	Player	Pos.	College
1984	Benny Ricardo	K	San Diego State
1993	Kent Sullivan	P	Cal Lutheran
2014	Mat McBriar	P	Hawaii†
2019-20	Ty Long	P	Alabama-Birmingham

2

Years Worn	Player	Pos.	College
1985-88	Ralf Mojsiejenko	P/K	Michigan State
1995-03	Darren Bennett	P	No College
2015-16	Josh Lambo	K	Texas A&M
2020	Easton Stick	QB	North Dakota State

3

Years Worn	Player	Pos.	College
1960, '64	Ben Agajanian	K	New Mexico
1989	Chris Bahr	K	Penn State
1990-2000	John Carney	K	Notre Dame
2010	Kris Brown	K	Nebraska
2018	Geno Smith	QB	West Virginia
2019	Chase McLaughlin	K	Illinois

4

Years Worn	Player	Pos.	College
1981	George Roberts	P	Virginia Tech
1987	Jeff Gaffney	K	Virginia
1999-2000	Jim Harbaugh	QB	Michigan
2018-20	Michael Badgley	K	Miami (Fla.)

5

Years Worn	Player	Pos.	College
1989	Lewis Colbert	P	Auburn
1995-98	Craig Whelihan	QB	Pacific
2001-02	Wade Richey	K	Louisiana State
2003-15	Mike Scifres	P	Western Illinois
2017	Travis Coons	K	Washington
2018	Donnie Jones	P	Louisiana State
2019-20	Tyrod Taylor	QB	Virginia Tech

6

Years Worn	Player	Pos.	College
1976	Ray Werschling*	K	California
1977-86	Rolf Benirschke	K	UC Davis
1988	Steve DeLine	K	Colorado State
2001	Nate Turner	WR	UNLV
2006, '13	Charlie Whitehurst	QB	Clemson
2017-18	Nick Rose	K	Texas
2018	Caleb Sturgis	K	Florida

7

Years Worn	Player	Pos.	College
1975	Virgil Carter	QB	Brigham Young
1976	Eddie Bell	WR	Idaho State
1987	Rick Neuheisel	QB	UCLA
1990	Fuad Revezit	K	Tennessee
1997	Greg Davis	K	Citadel
1982-84	Maury Buford	P	Texas Tech
1986	Bruce Mathison*	QB	Nebraska
2001-04	Doug Flutie	QB	Boston College
2006-07, '09-11	Billy Volek	QB	Fresno State

8

Years Worn	Player	Pos.	College
1979	Jeff West*	P	Cincinnati
1987	Joe Prokop	P	Cal Poly-Pomona
1989	Hank Ilesic	P	No College
1996	Sean Salisbury	QB	Southern California
2001-03	Steve Christie	K	William & Mary
2016-18	Drew Kaser	P	Texas A&M

9

Years Worn	Player	Pos.	College
1979	Roy Gerela	K	New Mexico State
1985-87	Mark Herrmann	QB	Purdue
1989	Jim McMahon	QB	Brigham Young
1994	Bryan Wagner	P	Cal State-Northridge
2001-05	Drew Brees	QB	Purdue
2011-14, '17	Nick Novak	K	Maryland
2017	Younghoe Koo	K	Georgia Southern

10

Years Worn	Player	Pos.	College
1972	Bill McClard	K	Arkansas
1975	Bobby Douglass	QB	Kansas
1976	Mitch Hoopes	P	Arizona
1977-79	Cliff Olander	QB	New Mexico State
1987	Mike Kelley	QB	Georgia Tech
1987-88	Vince Abbott	K	Cal State Fullerton
1990-94	John Kidd	P	Northwestern
2004-12	Nate Kaeding	K	Iowa
2013	Lavelle Hawkins	WR	California
2014-17	Kellen Clemens	QB	Oregon
2020	Justin Herbert	QB	Oregon

11

Years Worn	Player	Pos.	College
1980-84	Ed Luther	QB	San Jose State
1989-90	Billy Joe Tolliver	QB	Texas Tech
1997	Jim Everett	WR	Purdue
2003	Micha Ross*	QB	Jacksonville
2008-10	Legedu Naanee*	WR/TE	Boise State
2012-14	Eddie Royal	K	Virginia Tech
2015	Stevie Johnson	WR	Kentucky
2017-19	Jeremy Davis*	WR	Connecticut
2020	Jason Moore Jr.*	WR	Findlay

12

Years Worn	Player	Pos.	College
1977-79	James Harris	QB	Grambling
1983-84	Bruce Mathison*	QB	Nebraska
1986	Tom Flick	WB	Washington
1988	Babe Laufenberg	QB	Indiana
1992-97	Stan Humphries	QB	NE Louisiana
1999	Erik Kramer	QB	North Carolina State
2010-11	Patrick Crayton	WR	NW Oklahoma St.
2012	Robert Meachem	WR	Tennessee
2015	Jacoby Jones	WR/KR	Lane (Tenn.)
2016-19	Travis Benjamin	WR/KR	Miami (Fla.)
2020	Joe Reed	WR	Virginia

13

Years Worn	Player	Pos.	College
1965-66	Steve Tensi	QB	Florida State
1970-73	Wayne Clark	QB	U.S. International (Calif.)
1974	Don Horn	QB	San Diego State
1987-88, '90	Mark Vlasic	QB	Iowa
1992	Brian Brennan	WR	Boston College
1994-95	Gale Gilbert	QB	California
1999-2000	Moses Moreno	QB	Colorado State
2004	Malcom Floyd*	WR	Wyoming
2011	Bryan Walter	WR/KR	Cornell
2012	Seyi Ajirotutu*	WR	Fresno State
2013-20	Keenan Allen	WR	California

14†

Years Worn	Player	Pos.	College
1969-71	Marty Domres	QB	Columbia
1973-87	Dan Fouts	QB	Oregon

*Retired for Fouts in 1988.

15

Years Worn	Player	Pos.	College
1960-62	Jack Kemp	QB	Occidental
1964-65	Don Breaux	QB	McNeese State
1966	Don Henning	QB	William & Mary
1968	Jon Brittanum	QB	Arkansas
1969	Pete Mikolajewski	QB	Kent State
1970	Mike Mercer	K	Arizona State
1973-75	Ray Werschling*	K	California
1976	Toni Fritsch	K	No College
1989	David Archer	QB	Iowa State
1997	Todd Philcox	QB	Syracuse
2010-12	Richard Goodman	WR	Florida State
2014-17, '19	Dontrelle Inman	WR	Virginia
2019-20	Jalen Guyton	WR	North Texas

16

Years Worn	Player	Pos.	College
1962	Val Keckin	QB	Southern Mississippi
1976	Clint Longley	QB	Abilene Christian
1979-80	Mike Wood	K	Southeast Missouri State
1985	Bob Thomas	K	Notre Dame
1988	Mark Malone	QB	Arizona State
1991-92	Bob Gagliano	QB	Utah State
1998-2000	Ryan Leaf	QB	Washington State
2007	Dave Rayner	K	Michigan State
2010	Gary Banks	WR	Troy

COMMUNITY

FRONT OFFICE

VETERANS

DRAFT PICKS
& FREE AGENTS

2020 IN
REVIEW

ALL-TIME
CHARGERS

GENERAL
INFORMATION

Years Worn	Player	Pos.	College
2013-14	Seyi Ajirotutu*	WR	Fresno State
2015-18	Tyrell Williams	WR	Western Oregon
2019	Andre Patton	WR	Rutgers

17

Years Worn	Player	Pos.	College
1960-61	Bob Laraba	QB/LB	Texas Western College
1961	Hunter Enis	QB	TCU
1962	Dick Wood	QB	Auburn
1974-75	Jesse Freitas	QB	San Diego State
1980	Rick Partridge	P	Utah
1990-91, '93	John Friesz	QB	Idaho
1996	Charlie Jones*	WR	Fresno State
2002	Kames Tuthill	K	Cal Poly-San Luis Obispo
2004-19	Philip Rivers	QB	North Carolina State

18

Years Worn	Player	Pos.	College
1963-64	Tobin Rote	QB	Rice
1967	Kay Stephenson	QB	Florida
1976-86	Charlie Joiner	WR	Grambling

19†

Years Worn	Player	Pos.	College
1960	Bobby Clatterbuck	QB	Houston
1962-70	Lance Alworth*	FL	Arkansas
1973	Johnny Unitas	QB	Louisville
1976	Neal Jeffrey	QB	Baylor
1977	Bill Munson	QB	Utah State
1992	Johannie Barnes*	WR	Hampton

*Retired for Alworth in 2005.

20

Years Worn	Player	Pos.	College
1960	Fred Ford	RB	Cal Poly-Pomona
1960	Jesse Thomas	S	Michigan State
1962-64	Gerry McDougall	RB	UCLA
1965-66	Miller Farr	CB	Wichita State
1967-70	Russ Smith	RB	Miami (Fla.)
1971-73	Mike Garrett*	RB	Southern California
1977-78	Johnny Rodgers	WR/RB	Nebraska
1983-84	Reuben Henderson	CB	San Diego State
1985-86	Wayne Davis	CB	Indiana State
1987-88	Byrry Redden	RB	Richmond
1989-90	Darrin Nelson	RB	Stanford
1991	Chris Samuels	RB	Texas
1993-95, '98-99	Natrone Means	RB	North Carolina
1997, 2000	Mike Dumas*	S	Indiana
2002-04	Jerry Wilson*	S	Southern
2006-07	Marlon McCreo	S	Kentucky
2008-12	Antoine Carson	CB	Arizona
2013	Credzon, Butler	CB	Clemson
2014	Chris Davis	CB	Auburn
2015	Cassius Vaughn	CB	Mississippi
2016	Dwight Lowery	FS	San Jose State
2017-20	Desmond King II	DB	Iowa
2020	Jaylen Watkins*	S	Florida

21†

Years Worn	Player	Pos.	College
1962-72	John Hadl	QB	Kansas
1974-75	Glen Bonner	RB	Washington
1977	Clarence Duren	S	California
1981-83	James Brooks	RB	Auburn
1984-86	Buford McGee	RB	Mississippi
1989	Phil McConkey	WR/PR	Navy
1993-96	Darrien Gordon	CB	Stanford
1997	Eric Metcalf	WR/KR	Texas
1998-2000	Scott Turner*	CB	Illinois
2001-09	LaDainian Tomlinson	RB	TCU

*Retired for Tomlinson in 2015.

22

Years Worn	Player	Pos.	College
1961-66	Keith Lincoln*	RB	Washington State
1967-70	Dick Post	RB	Houston
1976	Tom Hayes	CB	San Diego State
1979-80	Mike Thomas	RB	UNLV
1983-92	Gill Byrd	CB	San Jose State
1995	Rodney Culver*	RB	Notre Dame
1997	Dorian Brew	CB	Kansas
1998-99	Jimmy Spencer	CB	Florida
2000	Tim Denton	CB	Sam Houston State
2001	Lloyd Harrison	CB	North Carolina State
2003-05	Sammy Davis	CB	Texas A&M
2008-11	Jacob Hester	RB/FS	Louisiana State
2012	Chris Carr	CB/KR	Boise State
2013	Derek Cox	CB	William & Mary
2014-17	Jason Verrett	CB	TCU
2019-20	Justin Jackson*	RB	Northwestern

23

Years Worn	Player	Pos.	College
1960-68	Paul Lowe	RB	Oregon State
1971	Mike Montgomery	RB	Kansas State
1972	Roy Jones	CB	Southern
1974	Gayle, Shaun	CB	Michigan
1975	Charlie Smith	RB	Utah
1976	Mercury Morris	RB	West Texas State
1981	Irvin Phillips	CB	Arkansas Tech
1983-87	Danny Walters	CB	Arkansas
1988-89	Roy Bennett	CB	Jackson State
1990-91	Anthony Shelton	CB	Tennessee State
1995	Shaun Gayle	SS	Ohio State
1997-98	Garome Williams	S	Houston
2000	DeRon Jenkins	CB	Tennessee
2002-12	Quentin Jammer	CB	Texas
2013	Ronnie Brown*	RB	Auburn
2014-15	Steve Williams*	CB	California
2016-17	Dexter McCoil	S	Tulsa
2018-20	Rayshawn Jenkins*	S	Miami (Fla.)

24

Years Worn	Player	Pos.	College
1961	Luther Hayes	SE	Southern California
1962	Lance Alworth*	FL	Arkansas
1963-64	Keith Kinderman	RB	Florida State
1965	Jack Jacobson	DB	Oklahoma State
1967-74	Bob Howard	CB	San Diego State
1976-77	Joe Washington	RB	Oklahoma
1979	Artie Owens*	WR	West Virginia
1982-85	Mies McPherson	S	New Haven
1984	Johnny Ray Smith	CB	Lamar
1986	Ken Taylor	CB	Oregon State
1987	Anthony Anderson	S	Grambling
1988	Kevin Scott	RB	Stanford
1989-90	Lester Lyles	SS	Virginia
1991-94	Stanley Richard	FS	Texas
1995-96	Aaron Hayden	RB	Tennessee
1999-2000	Fakhir Brown	CB	Grambling
2001	Glyn Milburn	RB	Stanford
2002-04	Jesse Chatman*	RB	Eastern Washington
2005	Jerry Wilson*	S	Southern
2006	Andre Lott	S	Tennessee
2006-08	Cletis Casady	CB	Jackson State
2010-14	Ryan Mathews	RB	Fresno State
2015-16	Brandon Flowers*	CB	Virginia Tech
2017-18	Trevor Williams*	CB	Penn State
2019	Shalom Luani	S	Washington State
2020	Nasir Addeley*	S	Delaware

25

Years Worn	Player	Pos.	College
1961-62	Claude Gibson	CB	North Carolina State
1963-65	Dick Westmoreland	CB	North Carolina A&T
1967	Steve Newell	WR	Long Beach State
1970	Mike Garrett*	RB	Southern California
1971-74	Jerry LeVias	WR	Southern Methodist
1975	Maurice Tyler	S	Morgan State
1980-83	John Cappelletti	FB	Penn State
1984	Wayne Morris	RB	Southern Methodics
1986-90	Vencie Glenn	FS	Indiana State
1992-94	Sean Vanhorse	CB	Howard
1997	Paul Bradford	CB	Portland State
1999-2000	Reggie Rusk	S	Kentucky
2001-02	Alex Molden	CB	Oregon
2004-05	Jamar Fletcher	CB	Wisconsin
2006	Antonio Cromartie*	CB	Florida State
2009	Kevin Ellison	SS	Southern California
2010-16	Darrell Stuckey	S	Kansas
2017	Rayshawn Jenkins*	S	Miami (Fla.)
2019	Melvin Gordon III*	RB	Wisconsin
2020	Chris Harris Jr.	CB	Kansas

26

Years Worn	Player	Pos.	College
1960	Jimmy Sears	S	Southern California
1961	Bo Roberson	WR	Cornell
1962	Bert Coan	RB	Kansas
1965	Kern Carson	HB	San Diego State
1967-70	Brad Hubbard	RB	Arizona
1973	Clint Jones	RB	Michigan State
1975	Dave Atkins	RB	UTEP
1978-79	Lydell Mitchell	RB	Penn State
1980	Bernard Jackson	CB	Washington State
1982	Donald Dykes	CB	SE Louisiana
1984-88	Lionel James	RB/KR	Auburn
1989	Darryl Usher	WR/KR	Illinois
1990	Sam Lilly	S	Georgia Tech
1991-93	Floyd Fields	CB	Arizona State
1995	Bo Orlando	FS	West Virginia
1999-2000	Darryll Lewis	CB	Arizona
2009	Simeon Castille	CB	Alabama

Years Worn	Player	Pos.	College
2010	Pat Watkins	S	Florida State
2011	C.J. Wallace	S	Washington
2012	Atari Bigby	S	Central Florida
2013	Johnny Patrick	CB	Louisville
2014	Brandon Flowers*	CB	Virginia Tech
2015	Patrick Robinson	CB	Florida State
2016-20	Casey Hayward Jr.	CB	Vanderbilt

27

Years Worn	Player	Pos.	College
1960	Ron Waller	RB	Maryland
1960-64	Charlie McNeil	CB	Compton JC
1966-76	Gary Garrison	SE	San Diego State
1978-81	Glen Edwards	FS	Florida A&M
1982	Jeff Allen	CB	UC Davis
1984	John Turner	S	Miami (Fla.)
1985	Ronnie O'Bard	CB	Brigham Young
1986-87	Daniel Hunter	CB	Henderson State
1989	Victor Floyd	RB	Florida State
1990-93	Donald Frank	CB	Winston-Salem
1997	Michael Swift	CB	Austin Peay
1998-99	Charles Dimry	CB	UNLV
2000	Tony Darden	CB	Texas Tech
2001-03	Tay Cody	CB	Florida State
2005-06	Bhawoh Jue	FS	Penn State
2008-11	Paul Oliver	S	Georgia
2014	Adrian Phillips*	S	Texas
2015	Brandian Ross	S	Youngstown State
2015	Jimmy Wilson	S	Montana
2016	Kenneth Farrow	RB	Houston
2019	Jaylen Watkins*	S	Florida
2020	Joshua Kelley	RB	UCLA

28

Years Worn	Player	Pos.	College
1960	Royce Womble	FL	North Texas
1964	Mario Mendez	WR	San Diego State
1968	Dick Speights	DB	Wyoming
1973	Willie McGee	WR/KR	Alcorn A&M
1979-82	Willie Buchanan	CB	San Diego State
1983-84	Ken Greene	S	Washington State
1985	David Croudip	CB	San Diego State
1985	Jim Rockford	CB	Oklahoma
1987	Mike Hudson	S	Oklahoma State
1987	Ted Watts	S	Texas Tech
1989	Elliot Smith	CB	Alcorn State
1990-91	Donnie Elder	CB	Memphis State
1994-98	Dwayne Harper	CB	South Carolina State
2000-02	Ronney Jenkins	RB/KR	Northern Arizona
2004-05	Jerrell Pippens	S	Nebraska
2006-11	Steve Gregory	CB	Syracuse
2012	Brandon Taylor	S	Louisiana State
2014	Shaun Draughn	RB	North Carolina
2015-18	Melvin Gordon III*	RB	Wisconsin
2019-20	Brandon Facyson	CB	Virginia Tech

29

Years Worn	Player	Pos.	College
1960	Doyle Nix	CB	Southern Methodist
1962-64	Jerry Robinson	WR	Grambling
1968-75	Dennis Partee	K	Southern Methodist
1975-82	Mike Williams	CB	Louisiana State
1985	John Hendy	CB	Long Beach State
1987	Charles Romes	CB	North Carolina Central
1990	Joe Fuller	CB	Northern Iowa
1991-94	Darren Carrington	S	Northern Arizona
1995-99	Terrance Shaw	CB	Stephen F. Austin
2000	Armon Hatcher	S	Oregon State
2001	Scott Turner*	CB	Illinois
2003-07	Drayton Florence	CB	Tuskegee
2008-09	Michael Bennett	RB	Wisconsin
2010	Fred Bennett	CB	South Carolina
2011-14	Sharece Wright	CB	Southern California
2015-18	Craig Mager	DB	Texas State
2018	Jeff Richards	CB	Emporia State
2019	Dontae Johnson	CB	North Carolina State
2020	Quenton Meeks	CB	Stanford

30

Years Worn	Player	Pos.	College
1964-65	Bob Horton	LB	Boston University
1971-73	Bryant Salter	S	Pittsburgh
1975-76	Sam Scarber	RB	New Mexico
1982-83	Bruce Laird	S	Amer. International (Mass.)
1984	Scott Byers	S	Long Beach State
1985	David King	CB	Auburn
1986	Kevin Wyatt	CB	Arkansas
1987	Frank Middleton	RB	Florida A&M
1988-91	Sam Seale	CB	Western Colorado
1992-93	Marquez Pope	DB	Fresno State
2001-02	Robert Carswell	S	Clemson

Years Worn	Player	Pos.	College
2003	Andrew Pinnock*	FB	South Carolina
2010	Donald Strickland	CB	Colorado
2012, 14	Ronnie Brown*	RB	Auburn
2015	Matt Daniels	S	Duke
2017-20	Austin Ekeler	RB	Western State Colorado

31

Years Worn	Player	Pos.	College
1968	Keith Lincoln*	RB	Washington State
1969	Ron Sayers	RB	Nebraska-Omaha
1979-85	Linden King*	LB	Colorado State
1983	Darrell Pattillo	CB/S	Long Beach State
1984	Bill Kay	CB	Purdue
1985	Anthony Corley	RB	Nevada
1987	Jeff Powell	RB	Tennessee
1988-89	Leonard Coleman	S	Vanderbilt
1989-91	Craig McEwen	TE	Utah
1993	Brian Davis	CB	Nebraska
1994-96, '98	Willia Clark	CB	Notre Dame
1999-2001	Jason Perry	S	North Carolina State
2004-05	Hanik Milligan	S	Houston
2007-09	Antonio Cromartie*	CB	Florida State
2010	Tyrone Carter	S	Minnesota
2011	Bob Sanders	S	Iowa
2012	Greg Gatson	CB	Arkansas
2013-14	Richard Marshall	CB	Fresno State
2015-19	Adrian Phillips*	S	Texas
2020	Kalen Ballage	RB	Arizona State

32

Years Worn	Player	Pos.	College
1965-68	Jim Allison	RB	San Diego State
1971	Billy Parks	WR	Long Beach State
1980	Scott Perry	CB	Williams (Mass.)
1981	Wyatt Henderson	CB	Fresno State
1984	Jewel Thomas	RB	San Jose State
1985	Terry Lewis	CB	Michigan State
1986	Donald Brown	CB	Maryland
1987	Todd Spencer	RB	Southern California
1989-90	Michael Brooks	FS	North Carolina State
1991-94	Eric Bieniemy	RB	Colorado
1997, 2000	Robert Chancey	RB	No College
2002-03	Kevin House	CB	South Carolina
2007-15	Eric Weddle	S	Utah
2017	Branden Oliver*	RB	Buffalo
2018	Justin Jackson*	S	Northwestern
2019	Nasir Adderley*	RB	Delaware
2020	Alohi Gilman	S	Notre Dame

33

Years Worn	Player	Pos.	College
1960	Blanche Martin	RB	Michigan State
1962	Fred Gillett	LB	Los Angeles State
1964-69	Kenny Graham	S	Washington State
1974-80	Don Woods	RB	New Mexico
1984-85	Lucious Smith	CB	Cal State Fullerton
1986	David Martin	CB	Villanova
1986	John Sullivan	SS	California
1987	Ken Zachary	RB	Oklahoma State
1989	Dana Brinson	RB	Nebraska
1990-95	Ronnie Harmon	RB	Iowa
1996	Kevin Bouie	RB	Mississippi State
1997	Gary Brown	RB	Penn State
1998	Dedrick Dodge	S	Florida State
2001-02	David Sanchez	CB	Oregon
2004-07	Michael Turner	RB	Northern Illinois
2009-11	Dante Hughes	CB	California
2012-13	LeRon McClain	FB	Alabama
2015	Greg Ducre	CB	Washington
2016	Dexter McCluster	RB/KR	Mississippi
2017	Tre Boston	S	North Carolina
2018-20	Derwin James Jr.	S	Florida State

34

Years Worn	Player	Pos.	College
1960-61, '65-66	Bob Zeman	S	Wisconsin
1972	Oscar Draote	RB	Arizona State
1975-77	Rickey Young	RB	Jackson State
1980	LaRue Harrington	RB	Norfolk State
1987-89	Elvis Patterson	CB	Kansas
1990-94	Steve Hendrickson	HB/LB	California
1997	Aaron Craver	RB	Fresno State
1998-99	Tremayne Stephens	RB	North Carolina State
2003	Tony Okanlawon	CB	Maryland
2004-07	Andrew Pinnock*	FB	South Carolina
2010	Billy Latsko	FB	Florida
2013	Fozzy Whittaker	RB	Texas
2014-15	Donald Brown	RB	Connecticut
2016-19	Derek Watt	RB	Wisconsin
2020	Darius Bradwell	RB	Tulane

35

Years Worn	Player	Pos.	College
1960	Bob Garner	CB	Fresno State
1962	Hezekiah Braxton	RB	Virginia Union
1964-65	Herb Travenio	K	Texas College
1970-72	Chuck Detwiler	S	Utah State
1973-74	Bob Thomas	RB	Arizona State
1975	Tony Baker	RB	Iowa State
1977-78	Lawrence Barnes	RB	Tennessee State
1987	Martin Sartin	RB	Long Beach State
1989-93	Marion Butts	RB	Florida State
1994	Rodney Culver*	RB	Notre Dame
1996	Freddie Bradley	RB	Sonoma State
1997	Carwell Gardner	FB	Louisville
1999-2000	Jermaine Fazande	RB	Oklahoma
2002	Keith Lyle	FS	Virginia
2003	Leon Johnson	RB	North Carolina
2008-11	Mike Tolbert	FB	Coastal Carolina
2016	Robert McClain	CB	Connecticut
2019-20	Troymaine Pope	RB	Jacksonville State

36

Years Worn	Player	Pos.	College
1960-65	Dick Harris	CB	McNeese State
1967	Frank Marsh	CB	Oregon State
1968-69	Dick Farley	S	Boston University
1971	Eddie Royal	RB	Louisiana State
1987	Mike Davis	SS	Colorado
1990	Joe Mickles	RB	Mississippi
1992	Delton Hall	S	Clemson
1996	Kevin Ross	S	Temple
1998	Lloyd Lee	S	Dartmouth
2002-03	Vernon Fox	SS	Fresno State
2006	Markus Curry	CB	Michigan
2008	Tra Battle	S	Georgia
2010	Quinton Teal	S	Coastal Carolina
2012	Curtis Brinkley*	RB	Syracuse
2015	Dreamyke Smith	RB	West Virginia
2016	Ronnie Hillman	RB	San Diego State
2018	Brandon Facyson*	CB	Virginia Tech
2019	Roderic Teamer	S	Tulane
2020	Jahleel Addae*	S	Central Michigan

37

Years Worn	Player	Pos.	College
1960	Howie Ferguson	RB	No College
1965-70	Gene Foster	RB	Arizona State
1972-74	Cid Edwards	RB	Tennessee State
1977-82	Hank Bauer	RB	Cal Lutheran
1985-86, '88	Jeff Dale	S	Louisiana State
1990	Terry Orr	HB	Texas
1991-92	Tony Blaylock	CB	Winston-Salem
1994-2002	Rodney Harrison	S	Western Illinois
2013-18	Jahleel Addae*	S	Central Michigan
2020	Tevaughn Campbell	CB	Regina (Canada)

38

Years Worn	Player	Pos.	College
1961-70	Jacque MacKinnon	TE	Colgate
1969-71	Jim Hill	S	Texas A&I
1970	Roland Moss	TE	Toledo
1971	Leon Burns	RB	Long Beach State
1972	Lee White	RB	Weber State
1973	Robert Holmes	RB	Southern
1974	Tommy Thompson	RB	Southern Illinois
1987	Ed Berry	CB	Utah State
1987	Lou Brock	CB	Southern California
1995-97	David Hendrix	S	Georgia Tech
1998-99	Mike Dumas*	S	Indiana
2004	George Layne	FB	TCU
2011-14	Marcus Gilchrist	CB	Clemson
2016	Trovan Reed	CB	Auburn
2018	Detrez Newsome	RB	Western Carolina
2020	John Brannon	CB	Western Carolina

39

Years Worn	Player	Pos.	College
1961-64	George Blair	K	Mississippi
1966-67	Dick Van Raaphorst	K	Ohio State
1972-74	Leonard Dunlap	CB	North Texas
1987	Keyvan Jenkins	RB	UNLV
2013-16	Danny Woodhead	RB	Chadron State

40

Years Worn	Player	Pos.	College
1962-63	Bob Jackson	FB	New Mexico State
1966-75	Joe Beauchamp	CB	Iowa State
1977-81	Clarence Williams	RB	South Carolina
1982-83	Jim Jodat	RB	Carthage (Minn.)
1985-88	Gary Anderson	RB	Arkansas
1992-93	James Fuller	S	Portland State
1995-97	Mark Montreuil	CB	Concordia (Quebec)

Years Worn	Player	Pos.	College
2001	Derrick Harris	FB	Miami (Fla.)
2007	Legedu Naanee*	WR/TE	Boise State
2012	Sean Cattouse	S	California
2016	Pierre Desir	CB	Lindenwood
2017	Chris McCain	DE	California
2019	Chris Peace	DE	Virginia
2020	Gabe Nabers	FB	Florida State

41

Years Worn	Player	Pos.	College
1960-61	Charlie Flowers	RB	Mississippi
1966	Nat Whitmyer	CB	Washington
1968	Phil Tackett	WR	Weber State
1974-79	Bo Matthews	RB	Colorado
1980	Booker Russell	RB	Texas State
1983-84	Earner Jackson	RB	Texas A&M
1987	King Simmons	S	Texas Tech
1995-02	Terrell Fletcher	RB	Wisconsin
2003-07	Lorenzo Neal	FB	Fresno State
2009-10	C.J. Spillman	FS	Marshall
2012	Corey Lynch	S	Appalachian State
2016	Steve Williams*	CB	California

42

Years Worn	Player	Pos.	College
1968	Lane Fenner	WR	Florida State
1970	Dave Smith	RB	Utah
1972	Jesse Taylor	RB	Cincinnati
1975-80	Mike Fuller	S	Auburn
1982	Ricky Bell	RB	Southern California
1984	Pete Johnson	FB	Ohio State
1985-88	Curtis Adams	RB	Central Michigan
1996	Leonard Russell	RB	Arizona State
1997-99	Greg Jackson*	S	Louisiana State
2000-02	Rogers Beckett	S	Marshall
2003	Kwamie Lasstter	S	Kansas
2004-09	Clinton Hart	S	Central Florida CC
2010	Kion Wilson	LB	South Florida
2012	Kyle Nelson	LS	New Mexico State
2016	Trevor Williams*	CB	Penn State
2018-20	Uchenna Nwosu	DE	Southern California

43

Years Worn	Player	Pos.	College
1962	Bob Bethune	S	Mississippi State
1963	Gary Glick	S	Colorado State
1966-71, '76	Jim Tolbert	S	Lincoln (Mo.)
1978	Rickey Anderson	RB	South Carolina State
1981-84	Bob Gogey	S	Washington State
1985-90	Tim Spencer	RB	Ohio State
1992	Peter Tuipulotu	RB	Brigham Young
1994	Lonnie Young	S	Michigan State
1997-2000	Kenny Bynum	RB	South Carolina State
2005, '07-10	Darren Sproles	RB/KR	Kansas State
2014-15	Branden Oliver*	RB	Buffalo
2017-20	Michael Davis	CB	Brigham Young

44

Years Worn	Player	Pos.	College
1960	Trusse Norris	WR	UCLA
1966	John Travis	RB	San Jose State
1967	Ollie Cordill	WR	Memphis
1969	Richard Trapp	WR	Florida
1970-76	Chris Fletcher	S	Temple
1977-81	Pete Shaw	S	Northwestern
1987-91	Martin Bayless	S	Bowling Green State
1993-96	Eric Castle	FS	Oregon
1997	Eric Pegram	RB	North Texas
1999-2002	Fred McCrary	RB	Mississippi State
2005	Scott McGarrahan	S	New Mexico
2010-11	Curtis Brinkley*	RB	Syracuse
2012	Jackie Battle	RB	Houston
2016-17	Andre Williams	RB	Boston College
2018-20	Kyzir White	LB	West Virginia

45

Years Worn	Player	Pos.	College
1960	Henry Wallace	CB	Pacific
1964-70	Leslie "Speedy" Duncan	CB	Jackson State
1972-74	Reggie Berry	S	Long Beach State
1975-80	Hal Stringert	CB	Hawaii
1981	Doug Beaudoin	CB	Minnesota
1983	Henry Williams	S	San Diego State
1984	Mike Dennis	CB	Wyoming
1985, '87	Anthony Steels	RB	North Carolina Nebraska
2002	Joe Goodspeed	FB	Notre Dame
2004	Robb Butler	S	Robert Morris
2016	Asante Cleveland	TE	Miami (Fla.)
2019-20	Cole Mazza	LS	Alabama

46

Years Worn	Player	Pos.	College
1961	Bob Scarpitto	DB	Notre Dame
1972	John Sykes	RB	Morgan State
1974-76	Danny Colbert	CB	Tulsa
1980-84	Chuck Muncie	RB	California
1987	Walter Harris	S	Stanford
1989-90	Joe Caravello	HB	Tulane
1996	Walter Reeves	TE	Auburn
2010	Darry Beckwith	LB	Louisiana State
2016, '18	Chris Landrum	OLB	Jacksonville State
2020	Malik Jefferson	LB	Texas

47

Years Worn	Player	Pos.	College
1961-68	Bud Whitehead	S	Florida State
1969-71	Jeff Queen	RB	Morgan State
1973	Ron Smith	S	Wisconsin
1974-75	Sam Williams	S	California
1979-81	Frank Duncan	S	San Francisco State
1983	Sherman Smith	RB	Miami (Ohio)
1987	Darrel Hopper	CB	Southern California
1989	Johnny Thomas	CB	Baylor
1990	Jerry Mays	RB	Georgia Tech
1991	Cedric Mack	CB	Baylor
1995	A.J. Johnson	CB	SW Texas State
1995	Ron Middleton	TE	Auburn
2000	Greg Jackson*	S	Louisiana State
2001-02	Ryan McNeil	CB	Miami (Fla.)
2010-18	Mike Windt	LS	Cincinnati

48

Years Worn	Player	Pos.	College
1977-80	Jerome Dove	CB	Colorado State
1981	Allan Ellis	CB	UCLA
1982-84	Tim Fox	S	Ohio State
1987	Carl Brazler	DB	Western Kentucky
1987-88	Pat Miller	LB	Florida
2003-06	Terrence Kiel	S	Texas A&M
2015-19	Nick Dzubnar	ILB	Cal Poly-San Luis Obispo
2020	Matt Sokol	TE	Michigan State

49

Years Worn	Player	Pos.	College
1964-65	Jim Warren	DB	Illinois
1968	Ken Dyer	WR	Arizona State
1969	Larry Rentz	CB	Florida
1969-70	Rick Eber	WR	Tulsa
1982-84	Andre Young	S	Louisiana Tech
2010	Brandon Moore	LB	Oklahoma
2017	James Onwualu	LB	Notre Dame
2019-20	Drue Tranquill	LB	Notre Dame

50

Years Worn	Player	Pos.	College
1960	Ben Donnell	DE	Vanderbilt
1961-69	Chuck Allen	LB	Washington
1970	Jack Protz	LB	Syracuse
1972	Lee Roy Caffee	LB	Texas A&M
1974-79	Don Goode	LB	Kansas
1981-85	Carlos Bradley	LB	Wake Forest
1986-93	Gary Plummer	ILB	California
1994-2010	David Binn	LS	California
2013-16	Manti Te'o	ILB	Notre Dame
2017-18	Hayes Pullard	LB	Southern California
2020	Cole Christiansen	LB	Army

51

Years Worn	Player	Pos.	College
1960	Rommie Loudt	LB	UCLA
1962	Wayne Frazier	C	Auburn
1965-66	Dick Degen	LB	Long Beach State
1968-70	Bill Lenkaitis	G	Penn State
1972-73	Pete Lazetich*	LB	Stanford
1975	Billy Andrews	LB	SE Louisiana
1976-86	Woodrow Lowe	LB	Alabama
1988-90	Cedric Figero	ILB	Notre Dame
1993	Terry Crew	LB	Western Michigan
1995	Brandon David*	OLB	Memphis
1996	Joe Cummings	LB	Wyoming
1998-2001	Gerald Dixon	LB	South Carolina
2002-05	Ben Leber	LB	Kansas State
2006-09	Tim Dobbins	LB	Iowa State
2011-12	Takeo Spikes	LB	Auburn
2013	Larry English*	OLB	Northern Illinois
2014	Kevin Reddick	ILB	North Carolina
2015-18	Kyle Emanuel	OLB	North Dakota State
2019-20	Emeke Egbule	LB	Houston

52

Years Worn	Player	Pos.	College
1960-64	Don Rogers	C	South Carolina
1966-67	Paul Latzke*	C	Pacific
1969	Dan Sartin	DT	Mississippi
1971	Ray White*	LB	Syracuse
1973-74	Jay Douglas	T	Memphis
1975	Bob Stein	LB	Minnesota
1976-84	Ray Preston	LB	Syracuse
1985-86	Mark Fellows	OLB	Montana State
1986-87	Angelo Snipes	OLB	West Virginia
1987	Brian Ingram	LB	Tennessee
1987-88	Jeff Jackson	LB	Auburn
1990	Jeff Mills	LB	Nebraska
1992-93	Sam Anno	LB	Southern California
1995-96	Dwayne Gordon	LB	New Hampshire
1997-98	James Burgess	LB	Miami (Fla.)
1999-2000	John Reeves	LB	Purdue
2001	John Holecsek	LB	Illinois
2001-04, '06-07	Carlos Polk	LB	Nebraska
2009-12	Larry English*	OLB	Northern Illinois
2013-14	Reggie Walker	ILB	Kansas State
2015-20	Denzel Perryman	LB	Miami (Fla.)

53

Years Worn	Player	Pos.	College
1960	Charlie Brueckman	LB	Pittsburgh
1969	Jim Campbell	LB	West Texas A&M
1971, '73-74	Mel Rogers	LB	Florida A&M
1974	Chip Myrtle	LB	Maryland
1976-80	Ralph Perretta*	G	Purdue
1975	Drew Mahalic	LB	Notre Dame
1982	David Lewis	LB	Southern California
1985	Mike Guendling	OLB	Northwestern
1986	Mike Douglass	OLB	San Diego State
1987	Stacy Price	LB	Arkansas State
1989-96	Courtney Hall	C	Rice
1997-99	Michael Hamilton	LB	North Carolina A&T
2000-01	Deon Humphrey	LB	Florida State
2004-05	Steve Foley	LB	Northeast Louisiana
2008	Anthony Waters	LB	Clemson
2009-10	James Holt	LB	Kansas
2011	Darryl Gamble	LB	Georgia
2012	Gary Guyton	LB	Georgia Tech
2013	Terrell Manning	ILB	North Carolina State
2014-15	Kavell Conner	ILB	Clemson
2016	Joshua Perry	ILB	Ohio State
2017	Josh Keyes	LB	Boston College
2018-20	Mike Pouncey	C	Florida

54

Years Worn	Player	Pos.	College
1960	Ron Botchan	LB	Occidental
1966	Tom Good	LB	Marshall
1968	Paul Latzke*	C	Pacific
1972	Ralph Wenzel*	G	San Diego State
1973-74	Calr Gersbach	LB	West Chester
1975-76	Ed Flanagan	C	Purdue
1978, '80-81	Jim Laslavic	MLB	Penn State
1983-92	Billy Ray Smith	LB	Arkansas
1993-94	Doug Miller	LB	South Dakota State
1996-98	Carl Gouveia	LB	Brigham Young
1999	Eric Hill	LB	Louisiana State
2003-11	Stephen Cooper	LB	Maine
2012-18	Melvin Ingram III	DE	South Carolina

55+

Years Worn	Player	Pos.	College
1962-67	Frank Buncom	LB	Southern California
1971-74	Carl Mauck	C	Southern Illinois
1975	Ken Hutcherson	LB	Livingston (Ala.)
1976-81	Bob Horn	MLB	Oregon State
1983-86	Derrie Nelson	LB	Nebraska
1987	Steve Busick	LB	Southern California
1987	Johnny Taylor	LB	Hawaii
1989	Jim Collins	ILB	Syracuse
1990-2002	Junior Seau	LB	Southern California

*Retired for Seau in 2012.

56

Years Worn	Player	Pos.	College
1960-64, '66	Emil Karas	LB	Dayton
1968-71	Bob Bruggers	LB	Minnesota
1972	Ray White*	LB	Syracuse
1974	Fred Forsberg	LB	Washington
1975	Mark Markovich*	C	Penn State
1977, '79-82	Bob Rush	C	Memphis
1983	Larry Evans	LB	Mississippi
1984-85	Vince Osby	LB	Illinois
1986-87	Ty Allert	ILB	Texas
1987	Chip Banks	OLB	Southern California
1991	Garland Thaxton	LB	Wyoming

Years Worn	Player	Pos.	College
1996-97	Patrick Sapp	LB	Clemson
1998	Steve Tovar*	LB	Ohio State
1999-2002	Orlando Ruff	LB	Furman
2003-04	Matt Wilhelm*	LB	Ohio State
2005-10	Shawne Merriman	LB	Maryland
2011-15	Donald Butler	ILB	Washington
2016-17	Korey Toomer	ILB	Idaho
2018	Emmanuel Ellerbee	LB	Rice
2018	Kyle Wilson	LB	Arkansas State
2020	Kenneth Murray Jr.	LB	Oklahoma

57

Years Worn	Player	Pos.	College
1960	Al Bansavage	G	Southern California
1960	Hubert Bobo	LB	Ohio State
1961	George Belotti	G	Southern California
1963-64	Bob Lane	LB	Baylor
1966	Mike London	LB	Wisconsin
1967-68	Bob Print	LB	Dayton
1970	Cal Withrow	C	Kentucky
1971	Jack Porter	C	Oklahoma
1972	Cal Snowden	DE	Indiana
1973-75	Floyd Rice	LB	Alcorn A&M
1976-78	Rick Middleton	LB	Ohio State
1979-85	Linden King*	LB	Colorado State
1986-87	Thomas Benson	ILB	Oklahoma
1987	James Johnson	LB	San Diego State
1987-88	Chuck Faucette	ILB	Maryland
1988	Keith Browner	OLB	Southern California
1990-92	Henry Rolling	LB	Nevada
1993	Jerry Williams	OLB	Purdue
1994-95	Dennis Gibson	LB	Iowa State
1996	Arnold Ale	LB	UCLA
1997	Bobby Houston	LB	North Carolina State
1998	Marc Raab	LS	Southern California
1999	Tracy Simien	LB	TCU
2001-04	Zeke Moreno	LB	Southern California
2005-08	Matt Wilhelm*	LB	Ohio State
2010	Brandon Lang	LB	Troy
2012	Jonas Mouton	LB	Michigan
2014	Doug Legursky	C	Marshall
2015	Joe Mays	ILB	North Dakota State
2016-19	Jatavis Brown	LB	Akron
2020	Asmar Bilal	LB	Notre Dame

58

Years Worn	Player	Pos.	College
1966	Doug Cline	LB	Clemson
1968	Tom Erlandson	LB	Washington State
1971	Harris Jones	G	Johnson Smith
1973	Mike Stratton	LB	Tennessee
1974	Mike Lee	LB	UNLV
1975-77	Tom Graham	C	Oregon
1978	Mark Slater	LB	Minnesota
1982	Dewey Selmon	MLB	Oklahoma
1983-85	Mike Green	LB	Oklahoma State
1987-89	David Brandon*	OLB	Memphis
1991	David Grayson Jr.	LB	Fresno State
1992	Kevin Murphy	LB	Oklahoma
1993-99	Low Bush	LB	Washington State
2000	Richard Harvey	LB	Tulane
2004-06	Randall Godfrey	LB	Georgia
2008	Derek Smith	LB	Arizona State
2009	Marques Harris*	LB	Southern Utah
2010	Ryan Neill	LS	Rutgers
2010	Cyril Obiozor	LB	Texas A&M
2011	Na'il Diggs	LB	Ohio State
2012	Demorrio Williams	LB	Nebraska
2013-14, '16	Tourek Williams	OLB	FIU
2017	Nigel Harris	LB	South Florida
2018	Tre'Von Johnson	LB	Weber State
2019	Thomas Davis Sr.	LB	Georgia
2020	B.J. Bello	LB	Illinois State

59

Years Worn	Player	Pos.	College
1969-72	Pete Barnes	LB	Southern
1974	Charles Anthony	LB	Southern California
1975	Frank Tate	LB	North Carolina Central
1979-84	Cliff Thrift	LB	East Central Oklahoma
1985	Craig Bingham	OLB	Syracuse
1986-87	Andy Hawkins	LB	Texas A&M-Kingsville
1988-89	Ken Woodard	LB	Tuskegee
1991	Greg Clark	LB	Arizona State
1995-96	Glen Young	LB	Syracuse
1997	Toran James	LB	North Carolina A&T
1998	Jon Haskins	LB	Stanford
2000	Steve Tovar*	LB	Ohio State
2001	Sam Rogers	LB	Colorado
2002-06	Donnie Edwards	LB	UCLA
2007-10	Brandon Siler	LB	Florida
2011-14	Andrew Gachkar	LB	Missouri

Years Worn	Player	Pos.	College
2016	Carlos Field	LB	Winston-Salem
2016	Deon King	OLB	Norfolk State
2020	Nick Vigil	LB	Utah State

60

Years Worn	Player	Pos.	College
1960	John Kompara	DT	South Carolina
1960-61, '63	Sam DeLuca	G	South Carolina
1962	Jack Klotz	DT	Penn Military
1965-67	Ed Mitchell	G	Southern
1970-72	Bob Babich	LB	Miami (Ohio)
1978-80	Dan Audick	T	Hawaii
1982-88	Dennis McKnight	C/G	Drake
1995-97	Greg Engel	CB	Illinois
1999	Wilbert Brown	G	Houston
2002-04	Jason Ball	C	New Hampshire
2005	Wes Sims	G	Oklahoma
2011	Ikechuku Ndukwe	G/T	Northwestern
2012	David Molk	C	Michigan
2013	Mike Remmers	T	Oregon State
2014-15	Trevor Robinson	C	Notre Dame

61

Years Worn	Player	Pos.	College
1961-62	Ernie Barnes	G	North Carolina Central
1963-65	Ernie Park	G	McMurray
1966	John Milks	LB	San Diego State
1968-69	Jim Fetherston	LB	California
1973	Al Dennis	G	Gamboling
1974	Blenda Gay	DE	Fayetteville State
1975	Ralph Perretta*	G	Purdue
1981	Jimmy Webb	DT	Mississippi State
1983	Don Brown	T	Santa Clara
1985-88	Ken Dallafior	G	Minnesota
1990-91	Eric Floyd	OL	Auburn
2001-03	Michael Keathley	G	TCU
2004-14	Nick Hardwick	C	Purdue
2018-20	Scott Guessenberry	C/G	UCLA

62

Years Worn	Player	Pos.	College
1965-66	John Farris	G	San Diego State
1967-68	Bernard Erickson	LB	Ablene Christian
1973	Ralph Wenzel*	G	San Diego State
1974	Harold Paul	T	Oklahoma
1976-89	Don Macek	C/G	Boston College
2000	Ben Coleman	T	Wake Forest
2002-05	Bob Hallen	G	Kent State
2008	Jeremy Newberry	C	California
2009-11	Brandyn Dombrowski	G/T	San Diego State

63

Years Worn	Player	Pos.	College
1971-84	Doug Wilkerson	G	North Carolina Central
1985-86	Jim Leonard	G	Santa Clara
1987	David Diaz-Infante	G	San Jose State
1990-91	Frank Cornish	C	UCLA
1993	Raymond Smoot	G	Louisiana State
1997-98	Raleigh McKenzie	OL	Tennessee
2002-03	Kelvin Garmon	G	Baylor
2005-11	Scott Mruzckowski	C	Bowling Green State
2013-14	Johnnie Troutman	G	Penn State

64

Years Worn	Player	Pos.	College
1962-65	Pat Shea	G	Southern California
1968-70	Jim Schmedding	G	Weber State
1972-73	Dave Costa	DT	Utah
1976-78	Charles Aiu	G	Hawaii
1980-82, '84	Chuck Loewen	G/T	South Dakota State
1985	Bill Searcy	G	Alabama
1990-91	Mark Rodenhauer	C	Illinois State
1992-94	Curtis Whitley	CB	Clemson
1996	Bryan Stoltenberg	C	Colorado
1998-01	Kendyl Jacox	OL	Kansas State
2003	Phil Bogle	G	New Haven
2006	Cory Lekkerkerker*	T	UC Davis
2009	Dennis Norman	C	Princeton
2010	Ethan Albright	LS	North Carolina
2011-12	Colin Baxter	C	Arizona
2018, '20	Cole Toner	C/G	Harvard

65

Years Worn	Player	Pos.	College
1962-72	Sam Gruneisen	C	Villanova
1974	Mark Markovich*	C	Penn State
1975-77	Booker Brown	T	Southern California
1985	Jerry Doerges	T	Wisconsin
1987	John Stadnik	C	Western Illinois
1988-92	David Richards	G/T	UCLA
1995-97	Troy Sienkiewicz*	G	New Mexico State

Years Worn	Player	Pos.	College
1998-99	John Jackson	OL	Eastern Kentucky
2004	David Brandt	C	Michigan
2006-07	Cory Withrow	C	Washington State
2009-12	Louis Vasquez	G	Texas Tech
2014-15	Chris Watt	G	Notre Dame

66

Years Worn	Player	Pos.	College
1960	Fred Cole	G	Maryland
1965-73	Rick Redman	LB	Washington
1975-83	Billy Shields	T	Georgia Tech
1985	Rich Umphrey	G	Colorado
1987-88	Dan Rosado	G	Northern Illinois
1996-97	Jim Mills	G/T	Idaho
1999	Reggie Nelson	G/T	McNeese State
2000	Kevin Gogan	G	Washington
2001	Carey Clayton	C	UTEP
2002-03	Cory Raymer	C	Wisconsin
2007-13	Jeromey Clary	T	Kansas State
2015	J.D. Walton	CB	Baylor
2017-20	Dan Feeny	C/G	Indiana

67

Years Worn	Player	Pos.	College
1960	Charlie Kempinska	G	Mississippi
1966	Archie Matsos	LB	Michigan State
1978-85	Ed White	G	California
1987	Greg Feasel	T	Abilene Christian
1990-92	Leo Goetas	T	Hawai'i
1993-95	Stan Brock	T	Colorado
1998-2000	Roman Fortin	OL	San Diego State
2003	Kevin Breedlove	G	Georgia
2012	Rex Hadnot	T	Houston
2013	Nick Becton	T	Virginia Tech
2017	Brett Boyko	G	UNLV

68

Years Worn	Player	Pos.	College
1960-61	Orlando Ferrante	G	Southern California
1964	Lloyd McCoy	G	San Diego State
1966	Don Estes	G	Louisiana State
1968-70	Bob Briggs	DE	Heidelberg
1972-73, '75	Greg Wojcik	DT	Southern California
1974	Brian Vertefeuille	G	Idaho
1976-83	Leroy Jones	DE	Norfolk State
1984	Bill Elko*	NT	Louisiana State
1987	Joe Goebel	C	UCLA
1985-88	Gary Kowalski	T	Boston College
1993-97	Joe Coczzo	G	Michigan
2003-11	Kris Dielman	G	Indiana
2016-17	Matt Slauson	C	Nebraska
2018	Trent Scott*	T	Grambling State

69

Years Worn	Player	Pos.	College
1960	Al Barry	G	Southern California
1968	Curtis Jones	G	Missouri
1970-75	Ira Gordon	T	Kansas State
1976-80	John Lee	DT	Nebraska
1983-84	Derrel Gofourth	G	Oklahoma State
1987	Monte Bennett	DE	Kansas State
1988-90	Les Miller*	DE	Fort Hays State
1997	Ben Bordelon	G	Louisiana State
2001-03	Ed Ellis	T	Buffalo
2009-12	Tyrone Green	G	Auburn
2013-14	Willie Smith	T	East Carolina
2017-20	Sam Tevi	T	Utah

70

Years Worn	Player	Pos.	College
1960	Volney Peters	DT	Southern California
1961-62	Sherman Plunkett	T	Maryland Eastern Shore
1967-68	Scott Appleton	DT	Texas
1968-82	Russ Washington	T	Missouri
1986-89	James FitzPatrick	T	Southern California
1990-93	Mike Zandofsky	G	Washington
1994-2003	Vaughn Parker	T	UCLA
2004-07	Shane Olivea	T	Ohio State
2008	L.J. Shelton	T	Eastern Michigan
2009-10	Alfonso Boone	DE	Mt. San Antonio
2011, '13	Stephen Schilling*	T	Michigan
2012	Kevin Haslam	T	Rutgers
2015	Jeff Linkenbach	T	Cincinnati
2015	Michael Oia*	T	Hampton
2020	Trai Turner	G	Louisiana State

71

Years Worn	Player	Pos.	College
1960	Dick Chorovich	DT	Miami (Ohio)
1964-66	Fred Moore	DT	Memphis
1967-68	Harold Akin	T	Oklahoma State

Years Worn	Player	Pos.	College
1969	Levert Carr	T	North Central (Ill.)
1973	Cal Snowden*	DE	Indiana
1974	Pete Lazetich*	LB	Stanford
1975-81	Fred Dean	DE	Louisiana Tech
1987	Dwight Wheeler	G	Tennessee State
1987-89	Mike Charles	NT	Syracuse
1993-94	Joe Milinichik	G	North Carolina State
1999-2001	DeMingo Graham	G	Hofstra
2002	Toniú Fonoti*	G	Nebraska
2004	Courtney Van Buren*	T	Arkansas-Pine Bluff
2006	Cory Lekkerkerker*	T	UC Davis
2009-12	Antonio Garay	DT	Boston College
2013-14	Lawrence Guy	DE	Arizona State
2015-20	Damion Square	NT	Alabama

72

Years Worn	Player	Pos.	College
1964-69	Gary Kirner	T	Southern California
1970	Joe Owens	DE	Alcorn A&M
1975	Gary Johnson*	DT	Grambling
1976	Ron Singleton	T	Grambling
1981	Jeff Williams	T	Rhode Island
1984	Rickey Hagood	NT	South Carolina
1986	Jeff Walker	G	Memphis
1987	Emil Slovacek	T	Stephen F. Austin
1987-88	Karl Wilson	DE	Louisiana State
1991-96	Harry Swayne	T	Rutgers
1998	Troy Sienkiewicz*	G	New Mexico State
2000	Mike Pringley	DE	North Carolina
2003	Courtney Van Buren*	T	Arkansas-Pine Bluff
2004-07	Roman Oben	T	Louisville
2012	Stephen Schilling	T	Michigan
2014	Tenny Palepoi*	DT	Utah
2015-18	Joe Barksdale	T	Louisiana State
2019-20	Ryan Groy	C/G	Wisconsin

73

Years Worn	Player	Pos.	College
1966	Larry Martin	DT	San Diego State
1967-68	Larry Little	G	Bethune-Cookman
1971-72	Lee Thomas	DE	Jackson State
1974	Bon Boatwright	DT	Oklahoma State
1976-80	Charles DeJurnett	DT	San Jose State
1984	Keith Guthrie	NT	Texas A&M
1988	Darrick Brilz	T	Oregon State
1990	Tom Toth	T	Western Michigan
1991	Mark May	G/T	Pittsburgh
1993	Mike Mooney	T	Georgia Tech
1994-96	Isaac Davis*	G	Arkansas
1998-99	Aaron Taylor	OL	Notre Dame
2006-11	Marcus McNeil	T	Auburn
2016-17	Spencer Pulley	C/G	Vanderbilt
2019-20	Tyree St. Louis	G/T	Miami (Fla.)

74

Years Worn	Player	Pos.	College
1960-69	Ron Mix	T	Southern California
1974-75	Dave Rowe	DT	Penn State
1975-83	Louie Kelcher	DT	Southern Methodist
1985-87	Jim Lachee	T	Ohio State
1988	Chris Gambol	T	Iowa
1989	Brett Miller	DT	Iowa
1993-94	Eric Jonassen	T	Bloomsburg (Pa.)
1998-2001	Raleigh Roundtree	T	South Carolina State
2003-11	Jacques Cesaire	DE	Southern Conn. State
2012	Reggie Wells	T	Clarion
2013-14	Rich Ohrmberger	C/G	Penn State
2015-16	Orlando Franklin	G	Miami (Fla.)
2017	Michael Oia*	T	Hampton
2020	Storm Norton	T	Toledo

75

Years Worn	Player	Pos.	College
1960-67	Ernie Wright*	T	Ohio State
1969-70	Gene Ferguson	T	Norfolk State
1971	Gary Nowak	T	Michigan State
1972-73	Deacon Jones	DE	Mississippi Valley
1974	Raymond Baylor	DE	Texas Southern
1974-75	Dave Tipton	DE	Stanford
1982-84	Andrew Gissingier	T	Syracuse
1986	Curt DiGiacomo	G	Arizona
1987	Les Miller*	DE	Fort Hays State
1987-91	Joe Phillips	DE	Southern Methodist
1995-97	Tony Berti	T	Colorado
2001-03	Marcellus Wiley	DE	Columbia
2004-05	Leander Jordan	TE	Indiana (Pa.)
2009	Corey Clark	T	Texas A&M
2011	Tony Moll	G/T	Nevada
2012	Damir Scafe	DE	Boston College
2014	Jeremiah Sirls	G/T	Nebraska
2015-17	Chris Hairston	G/T	Clemson

Years Worn	Player	Pos.	College
2018-19	Michael Schofield*	G/T	Michigan
2020	Bryan Bulaga	T	Iowa

76

Years Worn	Player	Pos.	College
1960	Gary Finneran	DT	Southern California
1961-64	Henry Schmidt	DT	Trinity
1966-75	Terry Owens	T	Jacksonville State
1981-85	Keith Ferguson	DE	Ohio State
1987	Willard Goff	DT	Illinois
1987-92	Broderick Thompson	T	Kansas
1998-2009	Jamal Williams	DT	Oklahoma State
2010-11	Cam Thomas*	DT	North Carolina
2013-16	D.J. Fluker	T	Alabama
2017-19	Russell Okung	T	Oklahoma State
2020	Forrest Lamp*	G	Western Kentucky

77

Years Worn	Player	Pos.	College
1961-65	Ernie Ladd	DT	Grambling
1966-67	Jim Griffin	DT	Grambling
1968-70	Robert Wells	T	Johnson Smith (N.C.)
1971-73	Ron East	DT	Montana State
1974-75	John Teerlink	DT	Western Illinois
1978	Milton Hardaway	T	Oklahoma State
1981-87	Sam Clapham	T	Oklahoma
1987	Curtis Rouse*	G	Tennessee-Chattanooga
1988	John Clay	T	Missouri
1991-93, '95-'96	Eric Moten	G/T	Michigan State
1997	Isaac Davis*	G	Arkansas
2000-03	Damion McIntosh	T	Kansas State
2004-05	Tonlu Fonoti*	G	Nebraska
2013-16	King Dunlap	T	Auburn
2018-19	Forrest Lamp*	G	Western Kentucky

78

Years Worn	Player	Pos.	College
1961	Gene Sewalski	T	Purdue
1962	Richard Hudson	T	Memphis
1963-73	Walt Sweeney	G	Syracuse
1974	Bob Brown	DT	Arkansas AM&N
1983-87	Chuck Ehin	DE/NT	Brigham Young
1989-90	Joel Patten	T	Duke
2002-05	DeQuincy Scott	DT	Southern Mississippi
2009	Andre Coleman	DE	Albany
2010	Adam Terry	T	Syracuse
2011-12	Jared Gaither	T	Maryland
2013-14	Chad Rinehart	G	Northern Iowa
2015-16	Tyreek Burwell	T	Cincinnati
2017	Michael Schofield*	G/T	Michigan
2019	Trent Scott*	T	Grambling State

79

Years Worn	Player	Pos.	College
1961-62	Bill Hudson	DT	Clemson
1963-67	George Gross	DT	Auburn
1970-71	Andy Rice	DT	Texas Southern
1972	Ernie Wright*	T	Ohio State
1973-75	Coy Bacon	DE	Jackson State
1976-84	Gary Johnson*	DT	Grambling
1987	Curtis Rouse*	G	Tennessee-Chattanooga
1989	Joey Howard	T	Tennessee
1990, '92	Tony Savage	NT	Washington State
1997-98	Marcus Price	T	Louisiana State
2002	Sammy Williams	T	Oklahoma
2003	Solomon Pag	T	West Virginia
2004-08	Mike Goff	G	Iowa
2009	Jon Runyan	T	Michigan
2012-13	Michael Harris	T	UCLA
2014-17	Kenny Wiggins	G/T	Fresno State
2019-20	Trey Pipkins III	T	Sioux Falls

80

Years Worn	Player	Pos.	College
1960-62	Ron Nery	DE	Kansas State
1966-69	Houston Ridge	DT	San Diego State
1971-72	Kevin Hardy	DT	Notre Dame
1973-74	Gary Parris	TE	Florida State
1976-78	Jeff West*	T	Cincinnati
1979-87	Kellen Winslow	PE	Missouri
1989	Wayne Walker	WR	Texas Tech
1991-95	Shawn Jefferson	WR	Central Florida
1996-99	Bryan Still	WR	Virginia Tech
2000-02	Curtis Conway	WR	Southern California
2003	Stephen Alexander*	TE	Oklahoma
2004	Micah Ross*	WR	Jacksonville
2006-15	Malcom Floyd*	WR	Wyoming
2017-19	Sean Culkin	TE	Missouri

81

Years Worn	Player	Pos.	College
1960-62	Maury Schleicher	DE	Penn State
1965	Sammie Taylor	WR	Grambling
1966	Dave Plump	WR	Fresno State
1966-71, '74	Jeff Stagg	LB	San Diego State
1972	John Andrews	TE	Indiana
1973	Ron Holliday	WR	Pittsburgh
1975	Melvin Baker	WR	Texas Southern
1981	Aundra Thompson	WR	Texas A&M-Commerce
1981-82	Scott Fitzkee	WR	Penn State
1983	Roger Carr	WR	Louisiana Tech
1984	Steve Bird	WR	Eastern Kentucky
1986-87	Tim Ware	WR	Southern California
1987	Calvin Muhammad	WR	Texas Southern
1988	Anthony Jones	TE	Wichita State
1988	Wilbur Strozier	TE	Georgia
1989	Mark Walczak*	TE	Arizona
1998	Wendell Dave	TE	Temple
1990-93	Nate Lewis	WR	Oregon Tech
1994-97	Tony Martin	WR	Mesa State
1999-2001	Jeff Graham	WR	Ohio State
2002	Stephen Alexander*	TE	Oklahoma
2003-09	Kasim Osgood	WR	San Diego State
2010-12	Randy McMichael	TE	Georgia
2013	Jake Byrne	TE	Wisconsin
2015	Javontee Herndon	WR	Arkansas
2016	Garreyy Davis*	WR	Connecticut
2017-20	Mike Williams	WR	Clemson

82

Years Worn	Player	Pos.	College
1960	Ralph Anderson	TE	Los Angeles State
1962-66, '68	Bob Mittinger	LB	Penn State
1965-71	Steve DeLong	DT	Tennessee
1972-73	Tim Rossovich	LB	Southern California
1974	Dave Grannell	TE	Arizona State
1975-78	Pat Curran	TE	Lakeland
1981	Billy Brooks	WR	Oklahoma
1982-84	Bob Duckworth	WR	Arkansas
1987	Tag Rome	WR	Louisiana-Monroe
1987-92	Rod Bernstine	RB/TE	Texas A&M
1993	Mike Dyal	TE	Texas A&M-Kingsville
1994-95	Mark Seay	WR	Long Beach State
1997-99	Charlie Jones*	WR	Fresno State
2000-01	Trevor Gaylor	WR	Miami (Ohio)
2002-05	Reche Caldwell	WR	Florida
2006	Greg Camarillo	WR	Stanford
2010-11	Kory Sperry	TE	Colorado State
2019-20	Stephen Anderson	TE	California

83

Years Worn	Player	Pos.	College
1960-65	Dave Kocourek	TE	Wisconsin
1966-70	Willie Frazier	TE	Arkansas AM&N
1972	Mike Carter	WR	Sacramento State
1975	Joe Sweet	TE	Tennessee State
1976	Larry Mialik	WR	Wisconsin
1978-80	John Jefferson	WR	Arizona State
1984	Bob Micho	TE	Texas
1985-86	Trumaine Johnson	WR	Grambling
1987	Bruce Davis	WR	Baylor
1988-93	Anthony Miller	WR	Tennessee
1994-96	Andre Coleman	WR/KR	Kansas State
1998	John Burke	TE	Virginia Tech
1999-2001	Steve Heiden	TE	San Diego State
2002-03	Josh Norman	TE	Oklahoma
2004	Bobby Shaw	WR	California
2004	Wes Welker	WR	Texas Tech
2005-11	Vincent Jackson	WR	Colorado
2013-15	John Phillips	TE	Virginia
2016	Griff Whalen	WR	Stanford
2020	Tyron Johnson	WR	Oklahoma State

84

Years Worn	Player	Pos.	College
1960-63	Paul Maguire	LB/K	Citadel
1967	John Baker	LB	Mississippi State
1968	Martin Baccaglio	DE	San Jose State
1970-71	Walker Gillette	WR	Richmond
1972-73	Dave Williams	WR	Washington
1977-79	Bob Klein	TE	Southern California
1980-81	Ron Smith	WR	San Diego State
1983	Josua Fortune	WR	Rice
1984	Ron Egloff	TE	Wisconsin
1985	Chris Faulkner	TE	Florida
1987	Al Williams	WR	Nevada
1989	Chris Gannon	TE	SW Louisiana
1990	Walter Wilson	WR	East Carolina
1991	Yancey Thigpen	WR	Winston-Salem
1992	Robert Claiborne	WR	San Diego State
1993	Mark Seay*	WR	Long Beach State

Years Worn	Player	Pos.	College
1994	Aaron Laing	TE	New Mexico State
1995-96	Omar Ellison	WR	Florida State
1997	Ray Crittenden	WR	Virginia Tech
1998	Webster Slaughter	WR	San Diego State
1999-2000	Reggie Davis	TE	Washington
2001	Josh Whitman	TE	Illinois
2002-05	Justin Peelle	TE	Oregon
2007-10	Buster Davis	WR	Louisiana State
2012	Danario Alexander	WR	Missouri
2016-17	Sean McGrath	TE	Henderson State
2020	KJ Hill Jr.	WR	Ohio State

85

Years Worn	Player	Pos.	College
1962	Paul Miller	DT	Louisiana State
1963-66	Bob Petrich	DE	West Texas State
1971	John Tanner	LB	Tennessee Tech
1971-72	Chuck Dicus	WR	Arkansas
1973-74	Jim Bierner	WR	Purdue
1976-78	Artie Owens*	WR	West Virginia
1981-88	Eric Sievers	TE	Maryland
1987	Harry Holt	TE	Arizona
1989	Andy Parker	TE	Utah
1990	Scott Schwedes	WR	Syracuse
1990-91	Kitrick Taylor	WR	Washington State
1992	Walter Stanley	WR	Mesa State
1993-94	Johnnie Barnes*	WR	Hampton
1997-98	Latorio Rachal	WR	Fresno State
1998	Tony Gaiter	WR/KR	Miami (Fla.)
1999	Robert Reed	WR	Lambuth (Tenn.)
2001-02	Tim Dwight*	WR	Iowa
2003-18	Antonio Gates	TE	Kent State

86

Years Worn	Player	Pos.	College
1961-66	Earl Faison	DE	Indiana
1967-70	Ron Billingsley	DT	Wyoming
1971	Wes Grant	DE	UCLA
1973-74	James Thaxton	TE	Tennessee State
1975	Marlin Briscoe	WR	Nebraska-Omaha
1979-80	John Floyd	WR	Northeast Louisiana
1984-85	Jesse Bendross	WR	Alabama
1987	Tim Moffett	WR	Mississippi
1987-89	Jaime Holland	WR	Ohio State
1992-97	Alfred Pupunu*	TE/HB	Weber State
1997	Shannon Mitchell*	TE	Georgia
1998-2000	Mikhael Ricks	WR	Stephen F. Austin
2001	Patrick Batteaux	WR	Texas Christian
2002-03	Dondre Gilliam	WR	Millersville (Pa.)
2003	Grant Mattos	WR	Southern California
2004	Keenan McCardell*	WR	UNLV
2006-09	Brandon Manumaleuna	TE	Arizona
2011, '13, '15	Vincent Brown	WR	San Diego State
2015	Kyle Miller	TE	Mount Union
2016-20	Hunter Henry	TE	Arkansas

87

Years Worn	Player	Pos.	College
1960-61	Howard Clark	TE	Tennessee-Chattanooga
1965-67	Howard Kindig	DE	Los Angeles State
1968	Andre White	TE	Florida A&M
1970-71	Tom Williams	DT	UC Davis
1972-73	Lionel Aldridge	DE	Utah State
1974	Harrison Davis	WR	Virginia
1976-77	Larry Dorsey	WR	Tennessee State
1978-79	Larry Burton	WR	Purdue
1981-83	Dwight Scales	WR	Grambling
1987	Kevin Ferguson	TE	Virginia
1988-90	Quinn Early	WR	Iowa
1991-95	Duane Young	TE	Michigan State
1996-97	Brian Roche	TE	San Jose State
1998	Ryan Thelwell	WR	Minnesota
1999	Chris Penn	WR	Tulsa
2000-01	Reggie Jones	WR	Louisiana State
2002	Tamarick Vanover	WR	Florida State
2003-04	Tim Dwight*	WR	Iowa
2005-06	Keenan McCardell*	WR	UNLV
2007	Scott Chandler	TE	Iowa
2010	Kelley Washington	WR	Tennessee
2012	Michael Spurlock	WR/KR	Mississippi
2017	Jeff Cumberland	TE	Illinois
2019	Lance Kendricks	TE	Wisconsin

88

Years Worn	Player	Pos.	College
1960-66	Don Norton	WR	Iowa
1967	Tom Day	DE	North Carolina A&T
1969	Gene Huey	WR	Wyoming
1971-73	Pettis Norman	TE	Johnson C. Smith
1974	Dick Gordon	WR	Michigan State
1975	Craig Cotton	TE	Youngstown State

Years Worn	Player	Pos.	College
1975-77	Chuck Bradley	TE	Oregon
1978-80	Greg McCrary	TE	Clark (Ga.)
1981-87	Pete Holohan	TE	Notre Dame
1988-91	Arthur Cox	TE	Texas Southern
1991	Mark Walczak*	TE	Arizona
1992-96	Deems May	TE	North Carolina
1997-2001	Freddie Jones	TE	North Carolina
2002-06	Eric Parker	WR	Tennessee
2008-10	Kris Wilson	TE	Pittsburgh
2012	Dante Rosario	TE	Oregon
2014-15	David Johnson	TE	Arkansas State
2016	Jeremy Hill Jr.	WR	Tennessee-Martin
2018-20	Virgil Green	TE	Nevada

89

Years Worn	Player	Pos.	College
1960	Art Gob	LB	Pittsburgh
1962-63	Reggie Carolan	TE	Idaho
1964-65	Ron Carpenter	LB	Texas A&M
1967-68	Ron McCall	LB	Weber State
1970-71	Art Strozier	TE	Kansas State
1972	John Mackey	TE	Syracuse
1974	Wayne Stewart	TE	California
1975-78	Dwight McDonald	WR	San Diego State
1981-87	Wes Chandler	WR	Florida
1988	Darren Flutie	WR	Boston College
1989	Anthony Allen	WR	Washington
1990-93	Derrick Walker	TE	Michigan
1994-96	Shannon Mitchell*	TE	Georgia
1997-98	Frank Hartzell	TE	Illinois
1999	Alfred Pupunu*	TE/HB	Weber State
2000	Nate Jacquet	WR/PR	San Diego State
2003	David Boston	WR	Ohio State
2004-05	Ryan Krause	TE	Nebraska-Omaha
2007-09	Chris Chambers	WR	Wisconsin
2010	Seyi Ajiroututu*	WR	Fresno State
2012-15	Ladarius Green	TE	Louisiana-Lafayette
2016	Isaiah Burse	WR/KR	Fresno State
2018	JJ Jones	WR	West Georgia
2019	Jason Moore Jr.*	WR	Findlay
2020	Donald Parham Jr.	TE	Stetson

90

Years Worn	Player	Pos.	College
1980	Carl McGee	LB	Duke
1981-82	John Woodcock	DE	Hawaii
1983	Bill Elko*	NT	Louisiana State
1984-86	Fred Robinson	DE	Miami (Fla.)
1986	Mack Moore	DE	Texas A&M
1990	Richard Brown	LB	San Diego State
1991	Mike Wilcher	LB	North Carolina
1992-94	Reggie White	DT	North Carolina A&T
1995	Sebastian Barrie	DT	Liberty
1996-98	Marco Coleman	DE	Georgia Tech
1999-2004	Adrian Dingle	DE	Clemson
2008-10	Antwan Applewhite	LB	San Diego State
2011	Tommie Harris	DE	Oklahoma
2012	Aubrayo Franklin	DT	Tennessee
2013	Thomas Keiser	OLB	Stanford
2014-15	Ricardo Mathews	DE	Cincinnati
2016	Ryan Carrethers*	NT	Arkansas State
2020	Jessie Lemioner	DE	Liberty

91

Years Worn	Player	Pos.	College
1981	Don Reese	DE	Jackson State
1982-84	Richard Ackerman	DE	Memphis State
1984-85	Tony Chickillo	NT	Miami (Fla.)
1986, '88-95	Leslie O'Neal	DE	Oklahoma State
1997	Van Tuinei	DE	Arizona
2000	Neil Smith	DE	Nebraska
2002	Shawn Price	DT	Pacific
2003	Omari Hand	DE	Tennessee
2006-07	Brandon McKinney	DT	Michigan State
2009-11	Ogendi Nwagbue	DE	Michigan State
2011	Everette Brown	LB	Florida State
2012-15	Kendall Reyes	DE	Connecticut
2016	Carau Reid	DT	Princeton
2018	Justin Jones*	DE	North Carolina State
2019-20	Cortez Broughton	DT	Cincinnati

92

Years Worn	Player	Pos.	College
1984	Eric Williams	LB	Southern California
1985	Scott Garnett	NT	Washington
1986-87	Dee Hardison	DE	North Carolina
1989-93	Burt Grossman	DE	Pittsburgh
1994	David Griggs	OLB	Virginia
1999	Cedric Harden	DE	Florida A&M
2000	Darren Mickell	DE	Florida
2002-04	Jason Fisk	DT	Stanford

Years Worn	Player	Pos.	College
2005-08	Marques Harris*	LB	Southern Utah
2009-12	Vaughn Martin	DE	Western Ontario
2013	Cam Thomas*	DT	North Carolina
2014-15	Ryan Carrethers*	NT	Arkansas State
2016-19	Brandon Mebane	NT	California
2020	Joe Gaziano	DE	Northwestern

93

Years Worn	Player	Pos.	College
1985-87	Earl Wilson	DE	Kentucky
1987	Duane Pettitt	DE	San Diego State
1988	Tyrone Keys	DE	Mississippi State
1991-92	George Thorton	DT	Alabama
1994-96	Reuben Davis	DT	North Carolina
2000	Antoine Simpson	DT	Houston
2002	Chris Demaree	DE	Kentucky
2003	Otis Leverette	DE	Alabama-Birmingham
2004	Eric Downing	DT	Syracuse
2005-11	Luis Castillo	DE	Northwestern
2012	Cam Thomas*	DT	North Carolina
2013-14	Dwight Freeney	OLB	Syracuse
2015-18	Darius Philon	DE	Arkansas
2019-20	Justin Jones*	DT	North Carolina State

94

Years Worn	Player	Pos.	College
1987-88, '91	Randy Kirk	LB	San Diego State
1992-96, '98-99	Chris Mims	DE	Tennessee
1997	Michael Mohring*	DT	Pittsburgh
2000	Shannon Taylor	LB	Virginia
2001	Maa Tanuvasa	DT	Hawaii
2004	Robert Pollard	DE	TCU
2006	Akbar Gbaja-Biamila	LB	San Diego State
2007-10	Jyles Tucker	LB	Wake Forest
2011-18	Corey Liuget	DT	Illinois

95

Years Worn	Player	Pos.	College
1987	Mike Humiston	ILB	Weber State
1988-89	Joe Campbell	OLB	New Mexico State
1991	Mitchell Benson	DT	TCU
1993	Jeff Brady	LB	Kentucky
1994	Les Miller*	DE	Fort Hays State
1996	Vernon Edwards	DE	Southern Methodist
1997-98	William Fuller	DE	North Carolina
1999-2001	Al Fontenot	DE	Baylor
2003	Joe Salave'a	DT	Arizona
2004-12	Shaun Phillips	LB	Purdue
2013	Kwame Geathers	DT	Georgia
2016-17	Tenne Palepoi*	DT	Utah
2018-19	T.Y. McGill Jr.	DT	North Carolina State
2020	Linal Joseph	NT	East Carolina

96

Years Worn	Player	Pos.	College
1986	Lester Williams	NT	Miami (Fla.)
1986-87, '92-94	Blaise Winter	DE	Syracuse
1987-88	Keith Baldwin	DE	Texas A&M
1995-96	Don Sasa	DT	Washington State
1997-99	Norman Hand	DT	Mississippi
2001-03	Leonardo Carson	DT	Auburn
2004-05	Dave Ball	DE	UCLA
2008	Keith Grennan	DE	Eastern Washington
2009-10	Travis Johnson	DT	Florida State
2012-14	Jarret Johnson	LB	Alabama
2015	Mitch Unrein	DT	Wyoming
2019	Sylvester Williams	DT	North Carolina
2020	Breiden Fehoko	NT	Louisiana State

97

Years Worn	Player	Pos.	College
1985, '87	Tony Simmons	DE	Tennessee
1988-91	George Hinkle	DT	Arizona
1994-2001	John Parrella	DT	Nebraska
2005-08	Ryon Bingham	DT	Nebraska
2010	David Herron	LB	Michigan State
2011-13	Bront Bird	LB	Texas Tech
2014-17	Jeremiah Attaochu	OLB	Georgia Tech
2016-20	Joey Bosa*	DE	Ohio State

98

Years Worn	Player	Pos.	College
1986-87	Terry Unrein	NT	Colorado State
1989-90	Gerald Robinson	DE	Auburn
1991	Skip McClendon	DE	Arizona State
1992	Jim Skow	DE	Nebraska
1992-97	Shawn Lee	DT	North Alabama
1998-2001	Michael Mohring*	DT	Pittsburgh
2005-06	Derreck Robinson	DE	Iowa
2008-09	Ian Scott	DT	Florida
2010-12	Antwan Barnes	OLB	FIU
2013-15	Sean Lissemore	DT	William & Mary
2017-20	Isaac Rochell	DE	Notre Dame

99

Years Worn	Player	Pos.	College
1978-82	Wilbur Young	DE/DT	William Penn
1984-90	Lee Williams	DE	Bethune-Cookman
1992	Eugene Marve	LB	Saginaw Valley State
1993-99, 2001-03	Raylee Johnson	DE	Arkansas
2004-08	Igor Olshansky	DE	Oregon
2009-10	Kevin Burnett	QLB	Tennessee
2011	Travis LaBoy	LB	Hawaii
2013	Adrian Robinson	QLB	Temple
2013	Jarius Wynn	DE	Georgia
2014-15	Cordarro Law	QLB	Southern Mississippi
2016-18	Joey Bosa*	DE	Ohio State
2019-20	Jerry Tillery	DT	Notre Dame

BOLT UP



Austin Ekeler

AUSTIN EKELER

#30 ⚡ RB

GENERAL INFORMATION

2021 NFL SCHEDULE

All Times Pacific

HALL OF FAME GAME

Thursday, August 5, 2021
Steelers at Cowboys 5:00pm

PRESEASON WEEK 1

Thursday, August 12, 2021
Washington at Patriots 4:30pm
Steelers at Eagles 4:30pm
Friday, August 13, 2021
Titans at Falcons 4:00pm
Bills at Lions 4:00pm
Cowboys at Cardinals 7:00pm

Saturday, August 14, 2021
Dolphins at Bears 10:00am
Broncos at Vikings 1:00pm
Saints at Ravens 4:00pm
Browns at Jaguars 4:00pm
Jets at Giants 4:30pm
Bengals at Buccaneers 4:30pm
Texans at Packers 5:00pm
Chiefs at 49ers 5:30pm
Seahawks at Raiders 6:00pm
Chargers at Rams 7:00pm
Sunday, August 15, 2021
Panthers at Colts 10:00am

PRESEASON WEEK 2

Thursday, August 19, 2021
Patriots at Eagles 4:30pm
Friday, August 20, 2021
Chiefs at Cardinals 5:00pm
Bengals at Washington 5:00pm
Saturday, August 21, 2021
Bills at Bears 10:00am
Jets at Packers 1:25pm
Ravens at Panthers 4:00pm
Falcons at Dolphins 4:00pm
Lions at Steelers 4:30pm
Titans at Buccaneers 4:30pm
Texans at Cowboys 5:00pm
Colts at Vikings 5:00pm
Raiders at Rams 7:00pm
Broncos at Seahawks 7:00pm
Sunday, August 22, 2021
Giants at Browns 10:00am
49ers at Chargers 4:30pm
Monday, August 23, 2021
Jaguars at Saints 5:00pm

PRESEASON WEEK 3

Friday, August 27, 2021
Colts at Lions 4:00pm
Steelers at Panthers 4:30pm
Eagles at Jets 4:30pm
Vikings at Chiefs 5:00pm
Saturday, August 28, 2021
Packers at Bills 10:00am
Ravens at Washington 3:00pm
Bears at Titans 4:00pm
Buccaneers at Texans 5:00pm
Cardinals at Saints 5:00pm
Rams at Broncos 6:05pm
Chargers at Seahawks 7:00pm
Sunday, August 29, 2021
Jaguars at Cowboys 10:00am
Dolphins at Bengals 1:00pm
Raiders at 49ers 1:00pm
Patriots at Giants 3:00pm
Browns at Falcons 5:00pm

*Sunday night games in Weeks 5-17
subject to change. Week 18 Sunday
night game TBD.

All Times Pacific

WEEK 1

Thursday, September 9, 2021
Cowboys at Buccaneers 5:20pm
Sunday, September 12, 2021
Jaguars at Texans 10:00am
Chargers at Washington 10:00am
Seahawks at Colts 10:00am
Jets at Panthers 10:00am
Vikings at Bengals 10:00am
Cardinals at Titans 10:00am
49ers at Lions 10:00am
Steelers at Bills 10:00am
Eagles at Falcons 10:00am
Browns at Chiefs 1:25pm
Packers at Saints 1:25pm
Broncos at Giants 1:25pm
Dolphins at Patriots 1:25pm
Bears at Rams 5:20pm
Monday, September 13, 2021
Ravens at Raiders 5:15pm

WEEK 2

Thursday, September 16, 2021
Giants at Washington 5:20pm
Sunday, September 19, 2021
Patriots at Jets 10:00am
Broncos at Jaguars 10:00am
Bills at Dolphins 10:00am
49ers at Eagles 10:00am
Rams at Colts 10:00am
Raiders at Steelers 10:00am
Bengals at Bears 10:00am
Texans at Browns 10:00am
Saints at Panthers 10:00am
Vikings at Cardinals 1:05pm
Falcons at Buccaneers 1:05pm
Titans at Seahawks 1:25pm
Cowboys at Chargers 1:25pm
Chiefs at Ravens 5:20pm
Monday, September 20, 2021
Lions at Packers 5:15pm

WEEK 3

Thursday, September 23, 2021
Panthers at Texans 5:20pm
Sunday, September 26, 2021
Colts at Titans 10:00am
Falcons at Giants 10:00am
Chargers at Chiefs 10:00am
Bengals at Steelers 10:00am
Bears at Browns 10:00am
Ravens at Lions 10:00am
Saints at Patriots 10:00am
Cardinals at Jaguars 10:00am
Washington at Bills 10:00am
Jets at Broncos 1:05pm
Dolphins at Raiders 1:05pm
Seahawks at Vikings 1:25pm
Buccaneers at Rams 1:25pm
Packers at 49ers 5:20pm
Monday, September 27, 2021
Eagles at Cowboys 5:15pm

WEEK 4

Thursday, September 30, 2021
Jaguars at Bengals 5:20pm
Sunday, October 3, 2021
Titans at Jets 10:00am
Chiefs at Eagles 10:00am
Panthers at Cowboys 10:00am
Giants at Saints 10:00am
Browns at Vikings 10:00am
Lions at Bears 10:00am
Texans at Bills 10:00am
Colts at Dolphins 10:00am
Washington at Falcons 10:00am
Seahawks at 49ers 1:05pm
Cardinals at Rams 1:05pm
Steelers at Packers 1:25pm
Ravens at Broncos 1:25pm
Buccaneers at Patriots 5:20pm
Monday, October 4, 2021
Raiders at Chargers 5:15pm

WEEK 5

Thursday, October 7, 2021
Rams at Seahawks 5:20pm
Sunday, October 10, 2021
Jets at Falcons 6:30am
Lions at Vikings 10:00am
Saints at Washington 10:00am
Patriots at Texans 10:00am
Dolphins at Buccaneers 10:00am
Packers at Bengals 10:00am
Broncos at Steelers 10:00am
Eagles at Panthers 10:00am
Titans at Jaguars 10:00am
Browns at Chargers 1:05pm
Bears at Raiders 1:05pm
49ers at Cardinals 1:25pm
Giants at Cowboys 1:25pm
Bills at Chiefs 5:20pm
Monday, October 11, 2021
Colts at Ravens 5:15pm

WEEK 6

Thursday, October 14, 2021
Buccaneers at Eagles 5:20pm
Sunday, October 17, 2021
Dolphins at Jaguars 6:30am
Chiefs at Washington 10:00am
Rams at Giants 10:00am
Texans at Colts 10:00am
Bengals at Lions 10:00am
Packers at Bears 10:00am
Chargers at Ravens 10:00am
Vikings at Panthers 10:00am
Cardinals at Browns 1:05pm
Raiders at Broncos 1:25pm
Cowboys at Patriots 1:25pm
Seahawks at Steelers 5:20pm
Monday, October 18, 2021
Bills at Titans 5:15pm
Bye: Falcons, Saints, Jets, 49ers

COMMUNITY

FRONT OFFICE

VETERANS

DRAFT PICKS
& FREE AGENTS

2020 IN
REVIEW

RECORDS
& HISTORY

GENERAL
INFORMATION

WEEK 7**Thursday, October 21, 2021**

Broncos at Browns	5:20pm
Sunday, October 24, 2021	
Panthers at Giants	10:00am
Jets at Patriots	10:00am
Chiefs at Titans	10:00am
Washington at Packers	10:00am
Falcons at Dolphins	10:00am
Bengals at Ravens	10:00am
Lions at Rams	1:05pm
Eagles at Raiders	1:05pm
Texans at Cardinals	1:25pm
Bears at Buccaneers	1:25pm
Colts at 49ers	5:20pm
Monday, October 25, 2021	
Saints at Seahawks	5:15pm
Bye: Bills, Cowboys, Jaguars, Chargers, Vikings, Steelers	

WEEK 8**Thursday, October 28, 2021**

Packers at Cardinals	5:20pm
Sunday, October 31, 2021	
Bengals at Jets	10:00am
Titans at Colts	10:00am
Rams at Texans	10:00am
Steelers at Browns	10:00am
Eagles at Lions	10:00am
49ers at Bears	10:00am
Panthers at Falcons	10:00am
Dolphins at Bills	10:00am
Patriots at Chargers	1:05pm
Jaguars at Seahawks	1:05pm
Washington at Broncos	1:25pm
Buccaneers at Saints	1:25pm
Cowboys at Vikings	5:20pm
Monday, November 1, 2021	
Giants at Chiefs	5:15pm
Bye: Ravens, Raiders	

WEEK 9**Thursday, November 4, 2021**

Jets at Colts	5:20pm
Sunday, November 7, 2021	
Falcons at Saints	10:00am
Broncos at Cowboys	10:00am
Patriots at Panthers	10:00am
Vikings at Ravens	10:00am
Browns at Bengals	10:00am
Bills at Jaguars	10:00am
Texans at Dolphins	10:00am
Raiders at Giants	10:00am
Chargers at Eagles	1:05pm
Packers at Chiefs	1:25pm
Cardinals at 49ers	1:25pm
Titans at Rams	5:20pm
Monday, November 8, 2021	
Bears at Steelers	5:15pm
Bye: Lions, Seahawks, Buccaneers, Washington	

WEEK 10**Thursday, November 11, 2021**

Ravens at Dolphins	5:20pm
Sunday, November 14, 2021	
Bills at Jets	10:00am
Buccaneers at Washington	10:00am
Falcons at Cowboys	10:00am
Saints at Titans	10:00am
Jaguars at Colts	10:00am
Lions at Steelers	10:00am
Browns at Patriots	10:00am
Vikings at Chargers	1:05pm
Panthers at Cardinals	1:05pm
Eagles at Broncos	1:25pm
Seahawks at Packers	1:25pm
Chiefs at Raiders	5:20pm
Monday, November 15, 2021	
Rams at 49ers	5:15pm
Bye: Bears, Bengals, Texans, Giants	

WEEK 11**Thursday, November 18, 2021**

Patriots at Falcons	5:20pm
Sunday, November 21, 2021	
Saints at Eagles	10:00am
Dolphins at Jets	10:00am
Washington at Panthers	10:00am
Colts at Bills	10:00am
Lions at Browns	10:00am
49ers at Jaguars	10:00am
Texans at Titans	10:00am
Packers at Vikings	10:00am
Ravens at Bears	10:00am
Bengals at Raiders	1:05pm
Cardinals at Seahawks	1:25pm
Cowboys at Chiefs	1:25pm
Steelers at Chargers	5:20pm
Monday, November 22, 2021	
Giants at Buccaneers	5:15pm
Bye: Broncos, Rams	

WEEK 12**Thursday, November 25, 2021**

Bears at Lions	9:30am
Raiders at Cowboys	1:30pm
Bills at Saints	5:20pm
Sunday, November 28, 2021	
Buccaneers at Colts	10:00am
Jets at Texans	10:00am
Eagles at Giants	10:00am
Panthers at Dolphins	10:00am
Titans at Patriots	10:00am
Steelers at Bengals	10:00am
Falcons at Jaguars	10:00am
Chargers at Broncos	1:05pm
Rams at Packers	1:25pm
Vikings at 49ers	1:25pm
Browns at Ravens	5:20pm
Monday, November 29, 2021	
Seahawks at Washington	5:15pm
Bye: Cardinals, Chiefs	

WEEK 13**Thursday, December 2, 2021**

Cowboys at Saints	5:20pm
Sunday, December 5, 2021	
Giants at Dolphins	10:00am
Colts at Texans	10:00am
Vikings at Lions	10:00am
Eagles at Jets	10:00am
Broncos at Chiefs	10:00am
Cardinals at Bears	10:00am
Chargers at Bengals	10:00am
Buccaneers at Falcons	10:00am
Washington at Raiders	1:05pm
Jaguars at Rams	1:25pm
Ravens at Steelers	1:25pm
49ers at Seahawks	5:20pm
Monday, December 6, 2021	
Patriots at Bills	5:15pm
Bye: Panthers, Browns, Packers, Titans	

WEEK 14**Thursday, December 9, 2021**

Steelers at Vikings	5:20pm
Sunday, December 12, 2021	
Cowboys at Washington	10:00am
49ers at Bengals	10:00am
Jaguars at Titans	10:00am
Seahawks at Texans	10:00am
Raiders at Chiefs	10:00am
Saints at Jets	10:00am
Falcons at Panthers	10:00am
Ravens at Browns	10:00am
Giants at Chargers	1:05pm
Lions at Broncos	1:05pm
Bills at Buccaneers	1:25pm
Bears at Packers	5:20pm
Monday, December 13, 2021	
Rams at Cardinals	5:15pm
Bye: Colts, Dolphins, Patriots, Eagles	

WEEK 15**Thursday, December 16, 2021**

Chiefs at Chargers	5:20pm
Sat., Dec. 18, 2021/Sun., Dec. 19, 2021*	
Jets at Dolphins	TBD
Washington at Eagles	TBD
Raiders at Browns	TBD
Panthers at Bills	TBD
Patriots at Colts	TBD
Sunday, December 19, 2021	
Cowboys at Giants	10:00am
Houston at Jaguars	10:00am
Titans at Steelers	10:00am
Packers at Ravens	10:00am
Cardinals at Lions	10:00am
Bengals at Broncos	1:05pm
Falcons at 49ers	1:05pm
Seahawks at Rams	1:25pm
Saints at Buccaneers	5:20pm
Monday, December 20, 2021	
Steelers at Bengals	5:15pm

*In Week 15, two of five designated matchups will be played on Saturday with the remainder to be played on Sunday. Specific dates and start times for such designated Week 15 matchups will be determined and announced no later than four weeks prior to game day.

WEEK 16**Thursday, December 23, 2021**

49ers at Titans 5:20pm

Saturday, December 25, 2021

Browns at Packers 1:30pm

Colts at Cardinals 5:15pm

Sunday, December 26, 2021

Giants at Eagles 10:00am

Rams at Vikings 10:00am

Bills at Patriots 10:00am

Buccaneers at Panthers 10:00am

Jaguars at Jets 10:00am

Lions at Falcons 10:00am

Chargers at Texans 10:00am

Ravens at Bengals 10:00am

Bears at Seahawks 1:05pm

Steelers at Chiefs 1:25pm

Broncos at Raiders 1:25pm

Washington at Cowboys 5:20pm

Monday, December 27, 2021

Dolphins at Saints 5:15pm

WEEK 17**Sunday, January 2, 2022**

Eagles at Washington 10:00am

Panthers at Saints 10:00am

Buccaneers at Jets 10:00am

Dolphins at Titans 10:00am

Jaguars at Patriots 10:00am

Raiders at Colts 10:00am

Chiefs at Bengals 10:00am

Giants at Bears 10:00am

Falcons at Bills 10:00am

Cardinals at Cowboys 10:00am

Texans at 49ers 1:05pm

Broncos at Chargers 1:05pm

Rams at Ravens 1:25pm

Lions at Seahawks 1:25pm

Vikings at Packers 5:20pm

Monday, January 3, 2022

Browns at Steelers 5:15pm

WEEK 18***Sunday, January 9, 2022**

Cowboys at Eagles 10:00am

Packers at Lions 10:00am

Colts at Jaguars 10:00am

Washington at Giants 10:00am

Bears at Vikings 10:00am

Panthers at Buccaneers 10:00am

Patriots at Dolphins 10:00am

Saints at Falcons 10:00am

Titans at Texans 10:00am

Steelers at Ravens 10:00am

Jets at Bills 10:00am

Bengals at Browns 10:00am

Chargers at Raiders 1:25pm

49ers at Rams 1:25pm

Chiefs at Broncos 1:25pm

Seahawks at Cardinals 1:25pm

**In Week 18, two games will be played on Saturday, one at 1:30 PM (PT) and one at 5:15 PM (PT) with the remainder to be played on Sunday morning/afternoon at 10:00 AM (PT) and 1:25 PM (PT), with one matchup to be played on Sunday night at 5:20 PM (PT). Specific dates and start times for Week 18 matchups will be determined and announced following the conclusion of Week 17.*

WILD CARD PLAYOFFS

January 15-16, 2022

DIVISIONAL PLAYOFFS

January 22-23, 2022

CONFERENCE CHAMPIONSHIPS

Sunday, January 30, 2022

PRO BOWL

Sunday, February 6, 2022

SUPER BOWL LVI**(SOFI STADIUM – INGLEWOOD, CALIF.)**

Sunday, February 13, 2022

2021 IMPORTANT DATES

- Aug. 10 - If a Drafted Rookie has not signed with his club by this date, he cannot be traded to any other club in 2021, and may sign a Player Contract only with the drafting club until the day of the Draft in the 2022 League Year.
- Aug. 17 - Rosters cut down to maximum of 85 players on Active/Inactive List by 1 p.m. (PT).
- Aug. 24 - Rosters cut down to maximum of 80 players on Active/Inactive List by 1 p.m. (PT).
- Aug. 31 - Rosters cut down to maximum of 53 players on Active/Inactive List by 1 p.m. (PT).
- Sept. 1 - Clubs may establish a Practice Squad, subject to the applicable limits negotiated for the 2021 season.
- Sept. 12 - NFL Kickoff Weekend.
- Sept. 28 - Beginning on the Tuesday following the third weekend of regular season games, the claiming priority is based on the inverse order of the standing of clubs in the current season's games.
- Nov. 2 - All trading ends at 1 p.m. (PT).
- Nov. 3 - Players with at least four previous pension-credited seasons are subject to the waiver system for the remainder of regular season and postseason.
- Nov. 16 - By 1 p.m. (PT), clubs must sign their Draft Choices and any Unrestricted and Restricted Free Agents to whom June 1 tender was made. If still unsigned after this date, players are prohibited from playing in the NFL in 2021.
- Jan. 10 - Clubs may begin signing free agent players for the 2022 season.
- Jan. 15-16 - Wild Card Playoffs
- Jan. 22-23 - Divisional Playoffs
- Jan. 30 - AFC and NFC Championship Games
- Feb. 6 - Pro Bowl
- Feb. 13 - Super Bowl LVI, SoFi Stadium, Inglewood, Calif.

CHARGERS RADIO NETWORK

As the Chargers' flagship English-language radio partner, iHeartMedia Los Angeles will again air all regular season and postseason Chargers games on ALT 98.7 — Los Angeles' New Alternative — complete with a two-hour pregame and one-hour postgame show.

Additionally, specially designated regular and postseason games will be simulcast on AM570 LA Sports as part of the partnership extension.

Throughout the regular and postseason, players, coaches and Chargers personalities will appear in regularly-scheduled segments Monday through Friday on AM570 LA Sports.



MATT "MONEY" SMITH

PLAY-BY-PLAY

Matt "Money" Smith enters his fifth season handling the play-by-play duties for the Chargers broadcast team. A fixture in Los Angeles sports for more than two decades, Smith is a co-host of the Petros & Money Show on AM 570. He is also a fantasy football analyst on the NFL Network's

NFL Fantasy Live show and is regularly featured as part of NFL.com's coverage of the NFL Draft, the NFL Scouting Combine and the Super Bowl.

Additionally, for the past eight years, Smith has handled play-by-play for Compass Media Network's coverage of NFL games, NCAA football and NCAA basketball and has also done television play-by-play for the Pac-12 Network and the NFL on Fox. From 2005-09, Smith hosted AM 570's Los Angeles Lakers pregame, halftime and post-game shows, and he was part of the National Association of Broadcasters Hall of Fame morning program 'Kevin and Bean' on KROQ 106.7 FM in Los Angeles from 1995-2005.



DANIEL JEREMIAH

ANALYST

Jeremiah, a former NFL scout who spent a combined eight seasons with three NFL teams prior to joining the NFL Network in 2012, continues to partner with radio play-by-play announcer Matt "Money" Smith and sideline reporter Shannon Farren as the color analyst on ALT 98.7's Chargers game broadcasts.

A 2000 graduate of Appalachian State, where he was a three-year starter at quarterback, Jeremiah began his NFL career as a personnel assistant with the Baltimore Ravens scouting department in 2003 and was promoted to area scout in 2005. Moving to the Cleveland Browns as a National Scout prior to the 2007 season, most recently he served as a West Coast scout for the Philadelphia Eagles from 2010-12.

Currently a regular contributor on NFL.com and NFL Mobile, offering an Xs-and-Os look at players, teams and trends, the El Cajon, CA native also plays a vital role on various NFL Network programs such as NFL Total Access and Path to the Draft and is the co-host of the Move the Sticks Podcast with Bucky Brooks.



SHANNON FARREN

SIDELINE REPORTER

Shannon Farren hosts The Gary and Shannon Show on KFI Monday through Friday, 10 a.m. — 2 p.m. Before the show debuted in 2015, she spent 15 years reporting on news and sports in Sacramento, Seattle and Los Angeles.

Shannon has won awards from the Radio and Television News Association of Southern California and the Associated Press including Best Sports Reporting, Best Spot News Coverage, Best Feature Reporting and Best Use of Sound. She can be seen on NBC4's Going Roggin. Last year was her third season working the sidelines for the Chargers.

CHARGERS PRESEASON TELECAST

KCBS-TV (CBS2) enters its second year as the exclusive local television home of Chargers preseason football games in Los Angeles.



SPERO DEDES

PLAY-BY-PLAY

Spero Dedes enters his fourth season handling the play-by-play duties for the Chargers preseason contests. Dedes joined CBS on The NFL on CBS and the NCAA Division I Men's Basketball Championship as a play-by-play announcer in 2010. He also calls regular-season college basketball, which began in the 2009-10 season for CBS — nine years after working his first play-by-play assignment for the Network in 2004.

Dedes spent six seasons as the radio play-by-play voice of the Los Angeles Lakers before becoming a radio and television announcer for the New York Knicks in 2011, where he remained for three years. He has called play-by-play for Turner Sports' coverage of the NBA Playoffs since 2015 and he has called select NCAA men's basketball games for Westwood One Radio since 2017.

His extensive resume also includes play-by-play on Westwood One's coverage of NCAA football and basketball, the NFL on FOX, and in August of 2004 Dedes was in Athens as a reporter/announcer on NBC's coverage of the 2004 Summer Olympics.

The Paramus, N.J., native and 2001 Fordham graduate was the inaugural recipient of the Marty Glickman Award, given to the Fordham student announcer who best exemplifies the standards set by the late sports broadcasting icon.



DAN FOUTS

ANALYST

Dan Fouts, Pro Football Hall of Famer and former All-Pro quarterback, returns to the preseason booth for the Chargers.

Before his return to CBS, Fouts worked for ABC from 1997 to 2008 as an analyst alongside Keith Jackson. He served as play-by-play announcer for ABC's coverage of Pac-10 college football (2006-2007). Before that, Fouts spent two years working with Al Michaels and Dennis Miller as an analyst on ABC's "Monday Night Football".

Fouts' 32-year broadcasting credits include the Super Bowl, Pro Bowl, Rose Bowl, Sugar Bowl, Aloha Bowl and the NFL Playoffs. In 1998 he made his big-screen debut when he and partner Brent Musburger portrayed themselves in the hit film "The Waterboy," starring Adam Sandler.

Fouts played 15 seasons with the Bolts, where he was a six-time Pro Bowl selection. His years as pilot of the "Air Coryell" offense led to 42 team records and eight NFL records upon his retirement. His 43,040 total passing yards ranked No. 2 in NFL history at the time. Fouts earned NFL and AFC Player of the Year honors in 1982, and was inducted into the Pro Football Hall of Fame in 1993, his first year of eligibility. Fouts currently serves on the Hall of Fame's Advisory Committee and is one of the first inductees to serve as a voter for Hall of Fame eligibility. He also served on a blue ribbon panel of former and current players, coaches, executives and media members to select the NFL's All-Time team in celebration of the league's 100th season.



LADAINIAN TOMLINSON

SIDELINE REPORTER

Hall of Fame running back and former NFL Most Valuable Player, LaDainian Tomlinson, will serve as the sideline reporter for the preseason broadcasts. Tomlinson, who holds 28 team records, as well as the NFL single-season record for rushing touchdowns, supports the organization and expands its community outreach.

Tomlinson, who is an analyst on NFL Network, focuses on engaging fans and the community, sharing his passion for the Chargers and football.

On top of his broadcast responsibilities, Tomlinson's duties include helping to further develop fan engagement and community relations programs for the Bolts. The five-time Pro Bowl standout works with the organization to maintain an active presence in the community. Tomlinson's long and storied history with the team gives him a unique perspective, allowing him to continue building the Chargers' fan base in their new home.

CHARGERS EN ESPAÑOL

In 2020, Que Buena 105.5/94.3 FM was announced as the new flagship Spanish-language radio broadcaster of the Chargers. It is owned and operated by Estrella Media, and will broadcast all preseason, regular season and postseason Chargers games, including pre and postgame shows. Throughout training camp and the regular and postseason, players, coaches and Chargers personalities will appear in regularly scheduled segments.



**ADRIAN
GARCIA-MARQUEZ**

PLAY-BY-PLAY

Garcia-Marquez enters his second season in the Chargers booth after serving as the team's Spanish-language play-by-play announcer in 2008. Like Pinto, he has been a fixture in the Southern California sports landscape for more than 20 years. The San Diego native began his career in baseball in 1999 as the host of the San Diego Padres Pregame Show for the team's Spanish radio flagship K1040 AM.

Garcia-Marquez spent six seasons as "La Voz de Los Lakers" on television where he won an Emmy Award for 'Live Sports Coverage', two NBA 'Best Live Call' Awards, and three Southern California Sports-Broadcaster Association Awards for best 'TV Play by Play.' He also serves as the principle play-by-play voice for FOX Deportes' coverage of the NFL and Premier Boxing Champions as well as MLB, College Football and Liga MX broadcasts.

Garcia-Marquez has also served as the play-by-play announcer for Super Bowl LIV and the World Series on five occasions.



FRANCISCO PINTO

ANALYST

A native of Concepcion, Chile, Pinto will continue to lend his talents in the radio booth to serve as color analyst for the Chargers Spanish-language radio team. Pinto's long, illustrious career in television and radios spans over 20 years, and he is a popular on-air personality in Los Angeles.

He won the 2012 and 2015 NBA Broadcasting Award for Best Live Call and a 2013 LA Area Emmy Award for Live Sports Coverage for the contest between the Lakers and Raptors on December 8 of that year. Prior to joining the Lakers broadcast team, Pinto spent 12 years with KMEX-TV, Univision's LA affiliate, where he was a sports anchor for seven years before switching to news and becoming a host on the station's morning newscast, Primera Edición.

Pinto has covered many of the biggest sporting events in the world, including two World Cups (2002 and 2006) and several NBA Finals, Super Bowls, World Series and world title boxing matches.

COMMUNITY

FRONT OFFICE

VETERANS

DRAFT PICKS
& FREE AGENTS

2020 IN
REVIEW


RECORDS
& HISTORY

GENERAL
INFORMATION

SOFI STADIUM

SoFi Stadium is the crown-jewel of Los Angeles and stadiums around the world. The venue is the centerpiece of Hollywood Park, a nearly 300-acre sports and entertainment destination in Inglewood, Calif. Capacity for the state-of-the-art stadium is 70,000 and expandable up to 100,000, with more than 260 luxury suites and 13,000 premium seats.

On February 13, 2022, SoFi Stadium will host its first major sporting event in Super Bowl LVI. The College Football Playoff National Championship and WrestleMania will also be held at the venue in 2023, while the stadium will be the site of the Opening and Closing Ceremonies of the 2028 Olympic Games. Hollywood Park is 3.5 times the size of Disneyland Park and, when completed, will feature retail, office, hotel, residential and recreational space.



Towering 122 feet above the field and providing the best experience for fans is The Infinity Screen — the largest videoboard ever created for a sports venue. The dual-sided board is the first-of-its-kind, weighing in at 2.2 million pounds and 120 yards in length. The Infinity Screen is the only 4K end-to-end videoboard in a sporting venue, features 80 million pixels and provides the largest graphics control system ever seen. The structure also features more than 260 speakers attached to the videoboard.



Providing protection just 70 feet above the videoboard is an ETFE (Ethylene Tetrafluoroethylene) canopy, making SoFi Stadium the world's first-ever indoor-outdoor stadium. The canopy features 46 mechanical panels that can open to release hot air, promoting passive air circulation throughout the building. Constructed with 17.8 miles of cables, the canopy's 3.6-million-pound wire frame cable net system is the first of its kind in the United States and the largest on the planet. Adjacent to the stadium and sitting under the same roof canopy is the 2.5-acre American Airlines Plaza and the 6,000-seat YouTube Theater.



SoFi Stadium is the fifth home stadium for the Chargers in history, and the first with turf playing surface. The Bolts registered the first victory at their new home in a 39-29 win over Jacksonville in 2020, where eventual Rookie of the Year Justin Herbert became the first rookie in history to register a victory when posting for 300-plus passing yards, three passing touchdowns and a rushing score while throwing no interceptions.





SoFi Stadium

"THE CROWN-JEWEL OF STADIUMS AROUND THE WORLD"



THE VENUE



CAPACITY

70,000 and expandable up to 100,000



LUXURY

260 luxury suites & 13,000 premium seats



COMPLEX

Centerpiece of a 300-acre sports & entertainment destination



LOCATION

Hollywood Park Inglewood, California

THE INFINITY SCREEN



NUMBERS

2.2 million pounds & 120 yards in length



HIGH-DEF

The first-of-its-kind dual-sided, 4K end-to-end videoboard



CLARITY

80 million pixels & over 260 speakers



MAGIC

Suspended 122 feet above the field

MAJOR SPORTING EVENTS



2022

Super Bowl LVII



2023

College Football National Championship



2023

WrestleMania



2028

Opening and Closing Ceremonies of the Olympic Games

MEDIA INFORMATION

GAME-DAY MEDIA PARKING: Media attending Chargers home games have been assigned reserved areas to park at SoFi Stadium. Media will park in Lot E of SoFi Stadium. All parking will be distributed electronically. As a reminder, parking is limited and is being provided as a courtesy.

MEDIA ENTRANCE: All credentialed media must enter through southeast media gate between entries 10 & 11 near Media Will Call and are subject to search procedures. Please be prepared to open all cases and bags for inspection by SoFi Stadium security personnel. All items will be inspected and tagged for security purposes. Please make sure bags are identifiable and limit carry-in items to only what is necessary. Please remove any security tags from prior games.



JOSH RUPPRECHT
Senior Vice President,
Communications & External Affairs



JENNIFER ROJAS
Director,
Corporate Communications & Alumni Affairs



JAMAAL LaFRANCE
Senior Manager,
Communications



BROCK ANDERSON
Manager,
Football Communications



LAUREN MEYER
Manager,
Corporate Communications & Alumni Affairs



DANNY MARKINO
Coordinator,
Football Communications

The communications department of the Los Angeles Chargers serves as the liaison between the team and the media. Please contact us with all requests for information or game credentials.

LOS ANGELES CHARGERS COMMUNICATIONS DEPARTMENT

Josh Rupprecht	Senior Vice President, Communications & External Affairs
Jennifer Rojas	Director, Corporate Communications & Alumni Affairs
Jamaal LaFrance	Senior Manager, Communications
Brock Anderson	Manager, Football Communications
Lauren Meyer	Manager, Corporate Communications & Alumni Affairs
Danny Markino	Coordinator, Football Communications

CHARGERS MEDIA SITE

[Chargers.com/media](https://chargers.com/media) is available to assist media with coverage leading up to each game of the 2021 season. The media site contains digital copies of all press materials. Credential requests on the site must be submitted by the sports director, sports editor or photo editor to be considered.

PRESS BOX

Media can access the press box by entering SoFi Stadium through the southeast media gate. Once on the concourse, turn left and walk along the concourse around the South end zone until reaching elevators in the southwest corner of the stadium. Take the elevators up to level 7 to access the press box.

TICKET INFORMATION

For information, call the Chargers' ticket office at 1-877-CHARGERS or visit chargers.com/tickets.

LOS ANGELES CHARGERS 2021 MEDIA GUIDE

The 2021 Media Guide is a publication of the Los Angeles Chargers. Copyright © 2021, Chargers Football Company, LLC.

The Los Angeles Chargers 2021 Media Guide was edited and arranged by Brock Anderson and Danny Markino with the assistance of Josh Rupprecht, Jennifer Rojas, Jamaal LaFrance and Lauren Meyer.

A special thank you to Ina Jung and Megan Poth for their design assistance. Photography by Mike Nowak, Ty Nowell and AP Images. Thank you to Jim Cosgrove and Gorilla Marketing for printing and binding hard copies.

INDEX

100-yard receiving games, all-time	277
100-yard rushing games, all-time	275
200-yard all-purpose games, all-time	281
2020 In Review	
Game Summaries	255
NFL Standings	250
Participation, regular season	253
Regular-season rankings	252
Single-game highs	254
Statistics, defense	252
Statistics, offense	251
Weekly leaders	254
300-yard passing games, all-time	274

A

Aboushi, Oday	72
Abraham, Dennis	60
Adderley, Nasir	74
Allen, Keenan	76
Anderson, Stephen	87
Ansley, Derrick	35

B

Badgley, Michael	89
Bandy, Michael	234
Beatty, Chris	37
Beidelshies, Donovan	62
Big Days (notable performances)	274
Bonk, Jeanne M.	22
Bosa, Joey	92
Bradwell, Darius	234
Brannon, John	235
Brodsky, Ethan	64
Brooks, Jonathan	58
Broughton, Cortez	99
Bulaga, Bryan	100

C

Campbell, Tevaughn	104
Cejda, Cody	56
Chargers broadcasts	
English radio	435
Preseason telecast	436
Spanish radio	437
Chargers honors	384
Chargers in the Community	6
Chargers top-10	
Career	271
Single-season	272
Chaudhari, Mayur	39
Christiansen, Cole	235
Chronology, Chargers franchise	385
Clark, Louis	60
Coaches, all-time	
Head coaches	410
Assistants	411
College, draft selections by	403
College, players by	420
Cook, Jared	106
Covington, Christian	111

D

Daniel, Chase	114
Davis, Michael	117
Day, Shane	41
DeLuca, Ben	236
Donatell, Tom	43
Draft	
All-time selections	396
Choices, 2021	402
College, selections by	403

E

Edwards, Lachlan	121
Egbule, Emeke	123
Ekeler, Austin	125

F

Fabiani, Mark	27
Fackrell, Kyler	132
Facyson, Brandon	135
Fehoko, Breiden	237
Feiler, Matt	138
Football Support Staff	65
Foster, Derrick	44

G

Gates, Antonio	26
Gaziano, Joe	237
Gilliam, Nate	238
Gilman, Alohi	140
Goldwire, Jared	238
Guyton, Jalen	141

H

Hall, Kemon	239
Harper, Darius	239
Harris Jr., Chris	143
Head coaches, all-time	410
Herbert, Justin	147
Hill Jr., KJ	152
Hill, Renaldo	31
Hobbs, Chris	62
Hunter, Ryan	240
Hurst, John	240

J

Jackson, Justin	154
Jaimes, Brenden	226
James Jr., Derwin	157
Jasinski, Mike	63
Johnson, Tyron	160
Jones, Justin	162
Jordan, Lucius	59
Joseph, Linval	165

K

Kampmoyer, Hunter	241
Kelley, Joshua	168
Kelly, Kevin	61
Kessman, Alex	241
Koger, Kevin	45

L

Langan, Ryan	242
Last time	286
Lemonier, Jessie	170
Linsley, Corey	171
Lloyd, Damon	242
Long, Ty	176
Longest plays	282
Lomando, Anthony	57
Lombardi, Joe	32
Lyon, Tyler	63

M

Maas, Fred	24
MacPherson, James	63
Mazza, Cole	179
McGuire, Ed	23
McGuire, Kevin	64
McKitty, Tre'	222
Media information	440
Merrill, Forrest	243
Moore Jr., Jason	181
Murray Jr., Kenneth	182

N

Nabers, Gabe	184
NFL honors	379
Niemann, Nick	228
Norton, Storm	186
Nwosu, Uchenna	188

O

Ogbongbemiga, Amen	243
--------------------	-----

P

Palmer, Joshua	220
Parham Jr., Donald	191
Pipkins III, Trey	193
Postseason results	
All-time	358
Game summaries	361
Preseason results, all-time	359
Prime-time, Chargers in	358
Proehl, Austin	244
Pro Football Hall of Fame, Chargers enshrined	377

Q

Quessenberry, Scott	195
---------------------	-----

R

Records, Individual	
Postseason	283
Regular season	264
Records, Team	
Postseason	285
Regular season	267
Reed, Joe	197
Results	
All-time record	352
By opponent	353
Postseason, all-time	358
Preseason, all-time	359
Prime time, since 1970	358
Warmest and coldest games	352
Retired numbers	376
Rodgers, Jay	46
Roster	
Alphabetical, 2021	69
Alphabetical, all-time	412
Numerical, 2020	70
Numerical, all-time	421
Rountree III, Larry	230
Rumph II, Chris	224
Ryan, Patrick	64

S

Sarrett, Shaun	47
Samuel Jr., Asante	218
Schedule	
Chargers, 2021	1
NFL regular season, 2021	432
Seybert, Matt	245
Shamash, Dan	48
Sheridan, Justin	62
Shewmaker, Isaac	49
Slater, Rashawn	216
Smith, Frank	50
Smith, Giff	51
Smith, Ryan	199
Smith Jr., Frederick	245
SoFi Stadium	438
Sokol, Matt	246
Spalding, Kyle	246
Spanos, A.G.	20
Spanos, Alex & Faye	14
Spanos, Dean A.	16
Spanos, John	21
Spanos, Michael A.	19
Spanos, Michael II	61
St. Louis, Tyree	202
Staff Directory	3
Staley, Brandon	30
Stick, Easton	203
Swinton II, Derius	34

T

Telesco, Tom	28
Timu, John	53
Tillery, Jerry	204
Tomlinson, LaDainian	25
Trade history	404
Tranquill, Druce	206
Tupa, Tim	61

U

Uniform history	408
-----------------	-----

V

Vaughn, Donte	247
Vizcaino, Tristan	247

W

Webb Jr., Mark	232
White, Kyzir	208
Whitmer, Chandler	54
Wilhoite, Michael	55
Williams, Mike	210
Wooden, JoJo	60

Y

Yarbary, Willie	248
Year-By-Year Statistics	289



SEATING MAP



#BOLTUP →

CHARGERS.COM



#BOLTUP

