

## ENHANCED EPIDEMIOLOGICAL SUMMARY

# Severe Outcomes among Confirmed Cases of COVID-19 Following Vaccination in Ontario: December 14, 2020 to August 1, 2022

## Purpose

Due to the changes in COVID-19 testing (effective December 31, 2021) driven by increasing COVID-19 cases related to the Omicron variant, case counts of COVID-19 are an underestimate of the true number of infected individuals in Ontario. As a result, the report focuses on severe (i.e. hospitalized and fatal) cases where testing is still recommended.

This report describes severe outcomes among confirmed cases of coronavirus disease 2019 (COVID-19) following COVID-19 vaccination. Data in this report include the most current information extracted from COVaxON as of August 2, 2022 at approximately 7:00 a.m. and CCM as of August 2, 2022 at 1:00 p.m. The report includes COVID-19 vaccinations and cases reported up to August 1, 2022.

For additional information on COVID-19 vaccine uptake in the province, please visit the interactive [Ontario COVID-19 Data Tool](#), which includes vaccination uptake data by public health unit, age group and trends over time. The weekly report on [COVID-19 Vaccine Uptake in Ontario](#)<sup>1</sup> further describes vaccine uptake across the province.

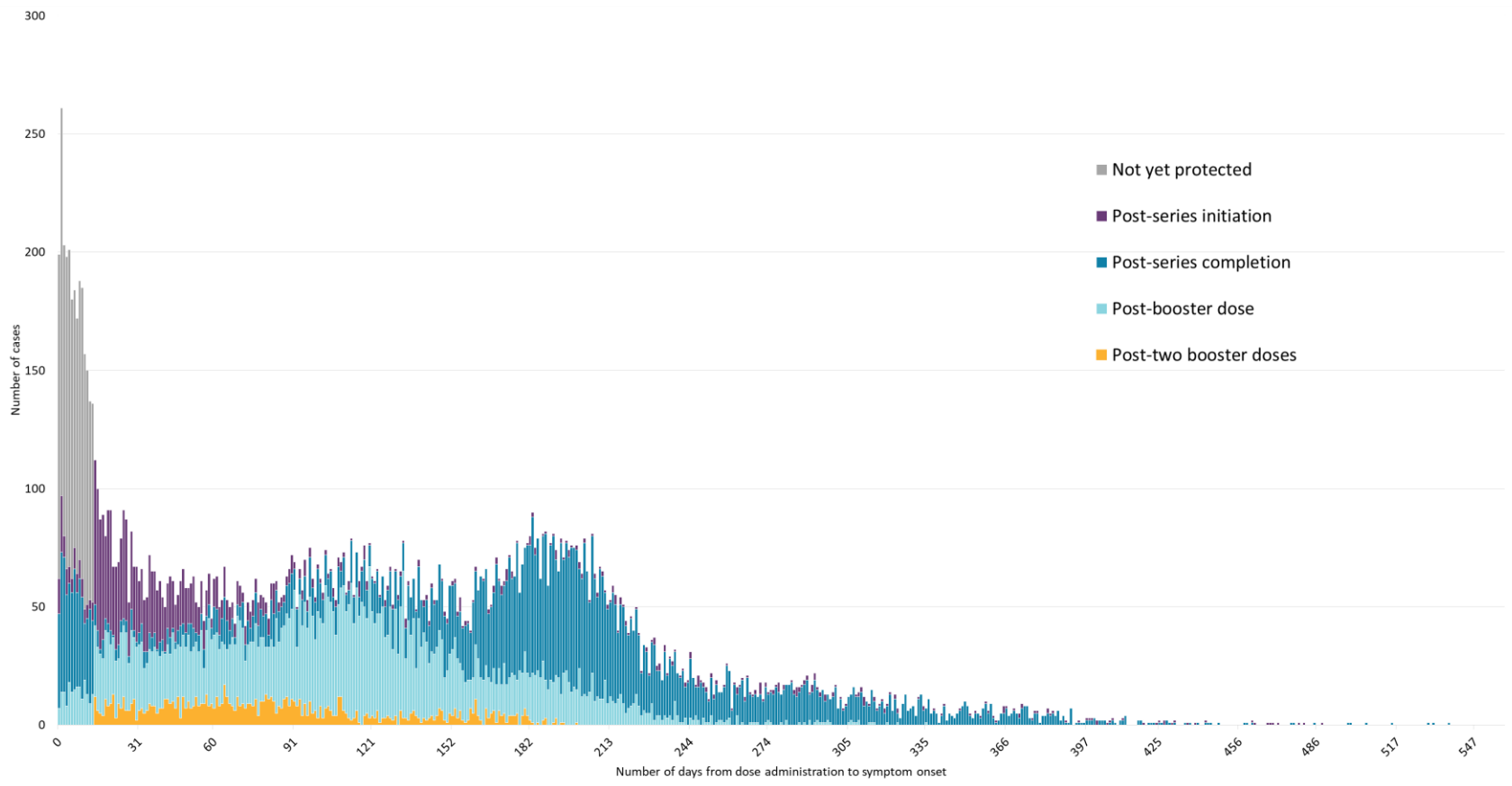
## Highlights

- Since the COVID-19 vaccination program began on December 14, 2020 and up to August 1, 2022, a total of 12,154,589 individuals in Ontario have completed their primary vaccine series and 7,444,994 individuals have received their first booster dose<sup>1</sup>.
- The rate of COVID-19-related hospitalizations was higher among unvaccinated individuals compared to those who have completed their primary vaccine series, as well as those that have completed their primary vaccine series and received their first booster dose or second booster dose (Figure 3 and Figure 5).
- In the previous 120 days, older adults that completed their primary vaccine series were more likely to be hospitalized due to COVID-19 compared to those that had completed their series and received one booster dose, suggesting an added benefit of booster doses in preventing hospitalizations (Table 1).
- In the previous 120 days, for adults 60 years of age and older, the lowest rates of hospitalization (0.98 per 100,000) were among those that received a second booster dose (Table 1).

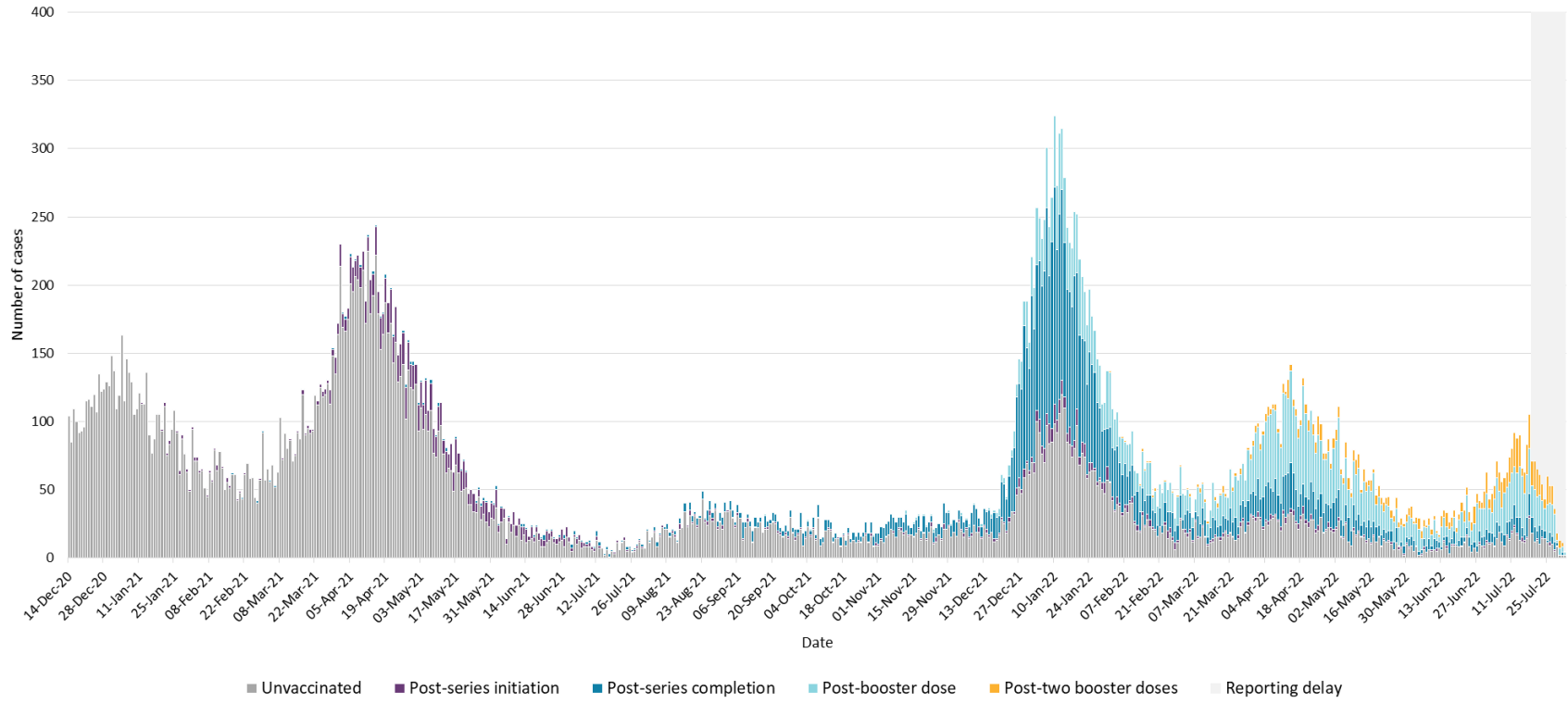
- Similar trends were observed for COVID-19 related deaths, with higher rates of deaths among unvaccinated individuals compared to those who have completed their primary vaccine series, as well as those that have completed their primary vaccine series and received their first booster dose (Figure 4 and Figure 6).

# Severe Outcomes

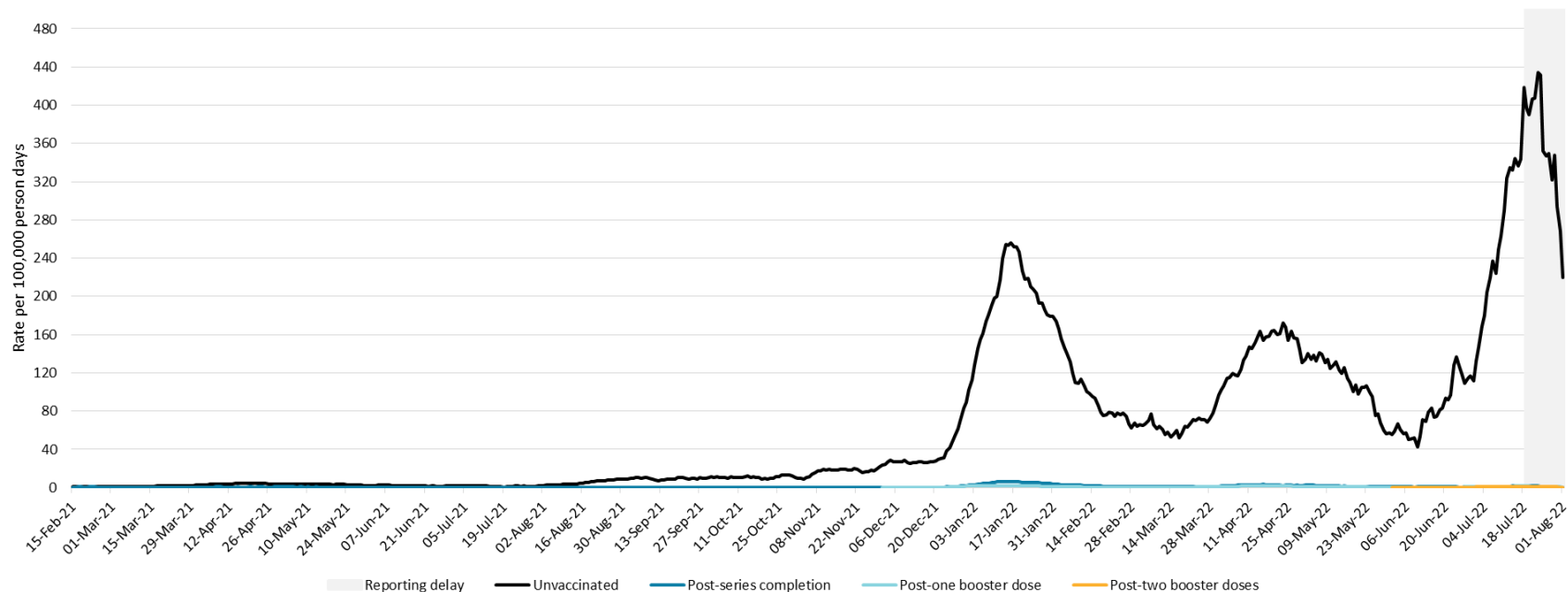
**Figure 1. Hospitalized Confirmed Post-Vaccination Cases of COVID-19 by Number of Days from Dose Administration to Symptom Onset by Vaccination Status: Ontario, December 14, 2020 to August 1, 2022**



**Figure 2. Hospitalized Confirmed Cases of COVID-19 by Symptom Onset Date by Vaccination Status: Ontario**



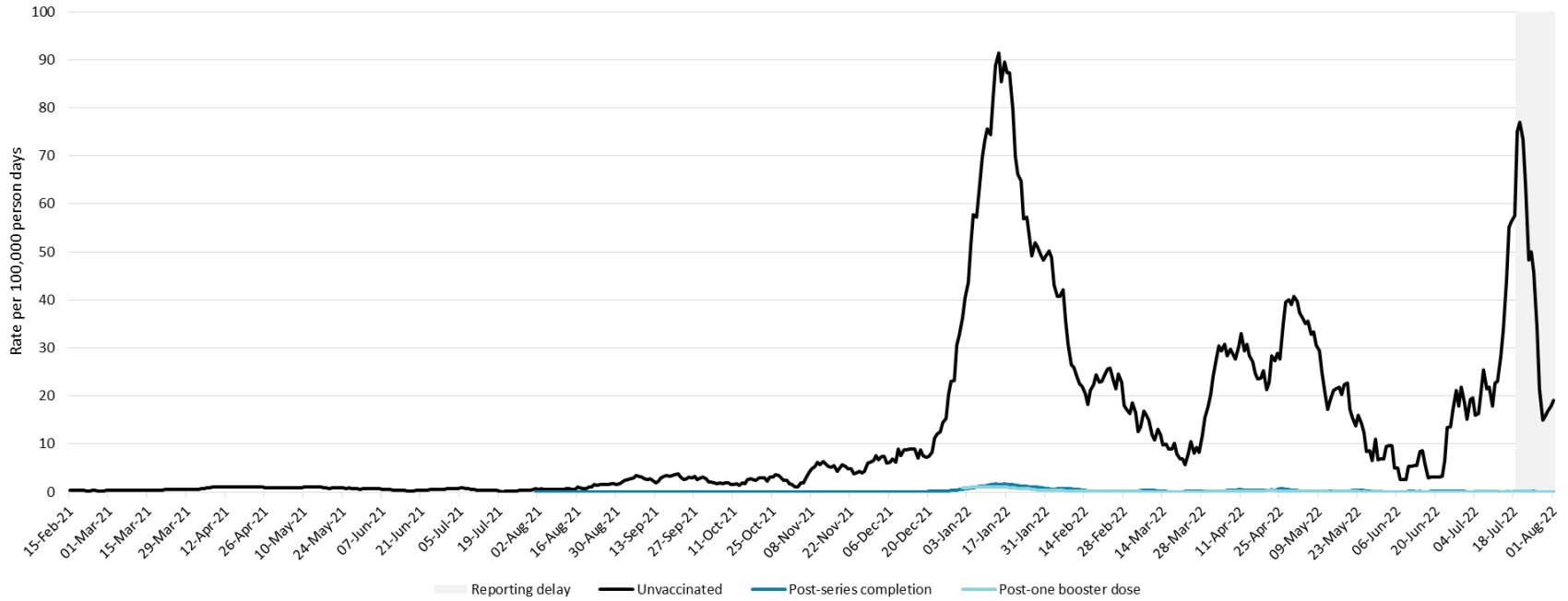
**Figure 3. Seven-Day Average Rate of COVID-19 Hospitalization per 100,000 Person Days among Individuals 60 Years of Age and Older by Vaccination Status: Ontario**



**Notes:**

1. Due to instability from small counts unvaccinated and post-series completion rates are shown from February 15, 2021 onwards, series completion and one booster dose rates are shown from December 1, 2021 onwards, and series completion and two booster doses rates are shown from June 1, 2022 onwards.

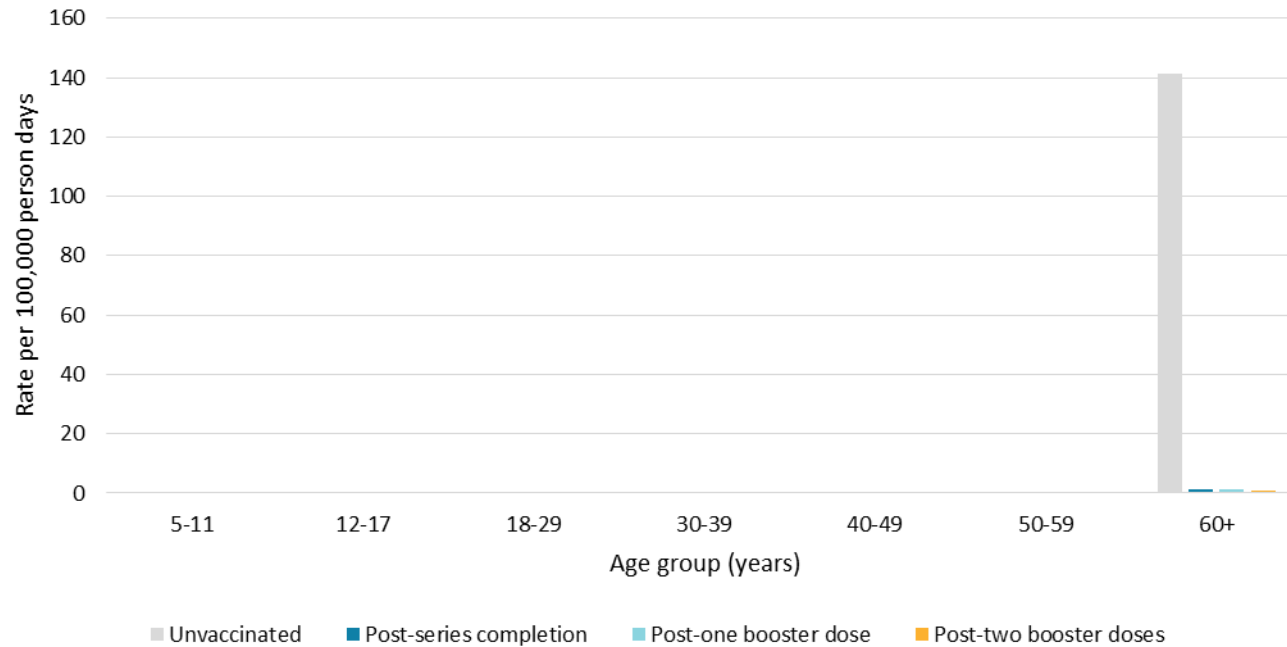
**Figure 4. Seven-Day Average Rate of COVID-19 Deaths per 100,000 Person Days among Individuals 60 Years of Age and Older by Vaccination Status: Ontario**



**Notes:**

1. Due to instability from small counts unvaccinated and post-series completion rates are shown from February 15, 2021 onwards, series completion and one booster dose rates are shown from January 1, 2022 onwards, and series completion and two booster doses rates are not shown.

**Figure 5. Rate of COVID-19 Hospitalizations per 100,000 Person Days by Vaccination Status and Age Group in the Previous 120 Days: Ontario**



**Notes:**

1. Rates for series completion and one booster dose are not shown for children 5-11 years of age as this age group is not eligible for a first booster dose.
2. Rates for series completion and two booster doses are not shown for individuals 18-59 years of age due to instability arising from small counts. Children 5-17 years of age are not eligible for a second booster dose.

**Table 1. Rate of COVID-19 Hospitalizations per 100,000 Person Days by Vaccination Status and Age Group in the Previous 120 Days: Ontario**

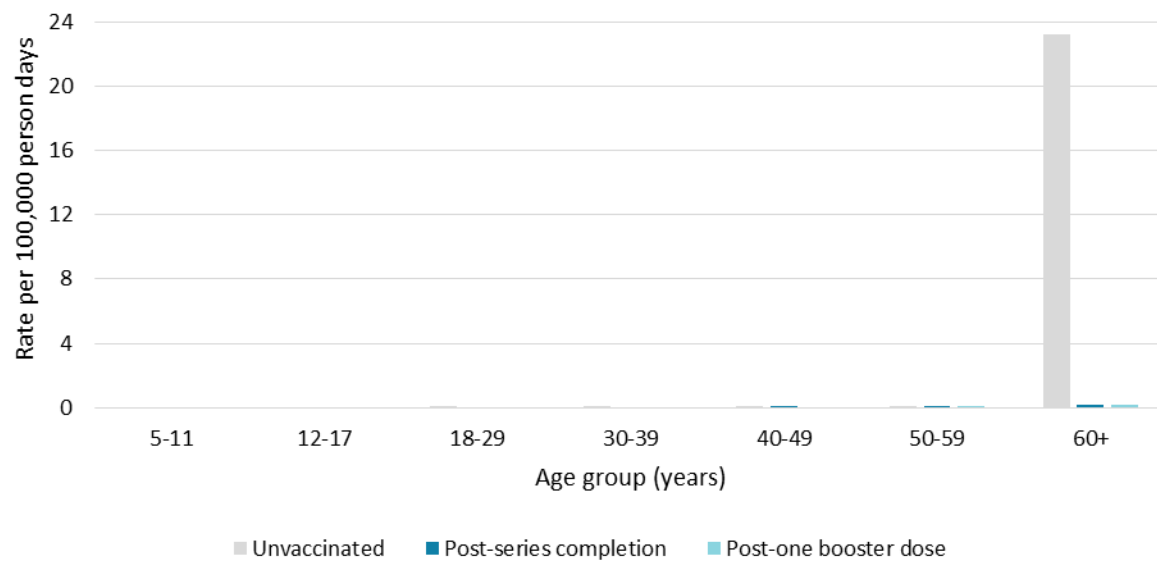
Age group (years)	Rate per 100,000 person days: Unvaccinated	Rate per 100,000 person days: Post-series initiation	Rate per 100,000 person days: Post-series completion	Rate per 100,000 person days: Post-series completion and one booster dose	Rate per 100,000 person days: Post-series completion and two booster doses	Rate ratio: Unvaccinated/Post-series completion	Rate ratio: Unvaccinated/Post-series completion and one booster dose	Rate ratio: Unvaccinated/Post-series completion and two booster doses	Rate ratio: Post-series completion/Post-series completion and one booster dose
5-11	0.05	0.04	0.03	N/A	N/A	1.67	N/A	N/A	N/A
12-17	0.07	0.02	0.03	0.02	N/A	2.33	3.50	N/A	1.50
18-29	0.15	0.11	0.05	0.05	N/A	3.00	3.00	N/A	1.00
30-39	0.31	0.10	0.06	0.06	N/A	5.17	5.17	N/A	1.00
40-49	0.36	0.23	0.09	0.08	N/A	4.00	4.50	N/A	1.13
50-59	0.45	0.21	0.18	0.14	N/A	2.50	3.21	N/A	1.29
60+	141.33	2.23	1.47	1.08	0.98	96.14	130.86	144.21	1.36

**Notes:**

1. Rates for series completion and one booster dose are not shown for children 5-11 years of age as this age group is not eligible for a first booster dose.
2. Rates for series completion and two booster doses are not shown for individuals 18-59 years of age due to instability arising from small counts. Children 5-17 years of age are not eligible for a second booster dose.
3. For ratios showing the rate of COVID-19 hospitalizations in unvaccinated individuals compared to vaccinated individuals, a value greater than 1 represents a higher risk in unvaccinated compared to vaccinated. For ratios showing the rate of COVID-19 hospitalizations in series completion compared to series completion and one booster dose, a value greater than 1 represents a higher risk in series completion compared to series completion and one booster dose.



**Figure 6. Rate of COVID-19 Deaths per 100,000 Person Days by Vaccination Status and Age Group in the Previous 120 Days: Ontario**



**Notes:**

1. Rates for series completion and one booster dose are not shown for children 5-11 years of age as this age group is not eligible for a first booster dose.
2. Rates for series completion and two booster doses are not shown due to instability arising from small counts.

**Table 2. Rate of COVID-19 Deaths per 100,000 Person Days by Vaccination Status and Age Group in the Previous 120 Days: Ontario**

Age group (years)	Rate per 100,000 person days: Unvaccinated	Rate per 100,000 person days: Post-series completion	Rate per 100,000 person days: Post-series completion and one booster dose	Rate ratio: Unvaccinated/Post-series completion	Rate ratio: Unvaccinated/Post-series completion and one booster dose
5-11	0.00	0.00	N/A	N/A	N/A
12-17	0.00	0.00	0.00	N/A	N/A
18-29	0.01	0.00	0.00	N/A	N/A
30-39	0.01	0.00	0.00	N/A	N/A
40-49	0.02	0.01	0.00	2.00	N/A
50-59	0.04	0.01	0.01	4.00	4.00
60+	23.24	0.20	0.14	116.2	166.00

**Notes:**

1. Rates for series completion and one booster dose are not shown for children 5-11 years of age as this age group is not eligible for a first booster dose.
2. Rates for series completion and two booster doses are not shown due to instability arising from small counts.
3. For ratios showing the rate of COVID-19 fatalities in unvaccinated individuals compared to vaccinated individuals, a value greater than 1 represents a higher risk in unvaccinated compared to vaccinated.

**Table 3. Hospitalized Confirmed Cases of COVID-19 by Vaccination Status: Ontario, December 14, 2020 to August 1, 2022**

<b>Age group (years)</b>	<b>Hospitalized unvaccinated cases: Number</b>	<b>Hospitalized cases post-series initiation: Number</b>	<b>Hospitalized cases post-series completion: Number</b>	<b>Hospitalized cases post-booster dose: Number</b>	<b>Hospitalized cases post-two booster doses: Number</b>
<b>5-11</b>	187	44	24	1	0
<b>12-17</b>	178	12	87	9	1
<b>18-29</b>	1,185	47	272	107	3
<b>30-39</b>	1,938	72	295	109	4
<b>40-49</b>	2,585	105	382	180	7
<b>50-59</b>	4,190	178	651	392	42
<b>60+</b>	15,457	1,612	5,343	5,188	1,029
<b>Total</b>	<b>25,723</b>	<b>2,070</b>	<b>7,054</b>	<b>5,986</b>	<b>1,086</b>

**Notes:**

1. Cases with unknown age are included in column totals.
2. Children 5-11 years of age are not eligible for a first booster dose and children 5-17 are not eligible for a second booster dose. These cases are expected to be immunocompromised individuals eligible for a three dose primary series.

**Table 4. Fatal Confirmed Cases of COVID-19 by Vaccination Status: Ontario, December 14, 2020 to August 1, 2022**

Age group (years)	Fatal unvaccinated cases: Number	Fatal cases post-series initiation: Number	Fatal cases post-series completion: Number	Fatal cases post-booster dose: Number	Fatal cases post-two booster doses: Number
5-17	6	0	3	0	0
18-29	28	3	3	1	0
30-39	80	3	7	4	0
40-49	161	7	26	8	0
50-59	461	10	65	31	5
60+	5,266	403	1,177	1,154	279
<b>Total</b>	<b>6,003</b>	<b>426</b>	<b>1,281</b>	<b>1,198</b>	<b>284</b>

**Notes:**

1. Cases with unknown age are included in column totals.
2. Children 5-17 are not eligible for a second booster dose. These cases are expected to be immunocompromised individuals eligible for a three dose primary series.

# Technical Notes

## Definition of Terms

The following definitions are used to describe COVID-19 infection following vaccination.

### Post-vaccination Cases

- **Cases not yet protected from vaccination:** Cases with a symptom onset date that was 0 to <14 days following the first dose of a Health Canada authorized COVID-19 vaccine. This time period from vaccination is not sufficient to develop immunity, therefore these cases are not considered protected from vaccination.
- **Cases post-series initiation (i.e. cases following initiation but not completion of their primary series):** Cases with a symptom onset date that was 14 or more days following the first dose of a two-dose series of a Health Canada authorized COVID-19 vaccine or 0 to <14 days after receiving the second dose of a two-dose Health Canada authorized COVID-19 vaccine series.
- **Cases post-series completion (i.e. cases following the completion of their primary series):** Cases with a symptom onset date that was 14 or more days following the receipt of the first dose of a one-dose series or the second of a two-dose series of a Health Canada authorized COVID-19 vaccine (including mixed series of HC-authorized vaccine products), or 0 to <14 days after receiving a Health Canada authorized booster dose following their primary series.
- **Cases post-booster dose (i.e. cases following completion of their primary series and a booster dose):** Cases with a symptom onset date 14 or more days following receipt of a Health Canada authorized COVID-19 booster dose following their Health Canada authorized primary series, or 0 to <14 days after receiving a second Health Canada authorized booster dose following their primary series.
- **Cases post-two booster doses (i.e. case following completion of their primary series and two booster doses):** Cases with a symptom onset date 14 or more days following receipt of a second Health Canada authorized COVID-19 booster dose following their Health Canada authorized primary series.

### Data Sources

- COVID-19 case data were based on information successfully extracted from the Ontario Ministry of Health's CCM application as of:
  - August 2, 2022 at 1 p.m. for cases reported from January 1, 2022 onwards;
  - August 2, 2022 at 9 a.m. for cases reported from January 1, 2021 to December 31, 2021
  - June 24, 2022 at 9 a.m. for cases reported up to December 31, 2020.
- COVID-19 vaccination data were based on information successfully extracted from the Ontario Ministry of Health's COVaxON application as of August 2, 2022 at approximately 7:00 a.m.

- Ontario population estimate data were sourced from Statistics Canada. Population estimates 2001-2020: Table 1 annual population estimates by age and sex for July 1, 2001 to 2020, health regions, Ontario [unpublished data table]. Ottawa, ON: Government of Canada; 2021 [received April 22, 2021].

## Data Caveats

- COVaxON and CCM are dynamic reporting systems, which allow ongoing updates to data previously entered. As a result, data extracted from COVaxON and CCM represent a snapshot at the time of extraction and may differ from previous or subsequent reports.
- The data represent vaccinations and case information reported and recorded in COVaxON or CCM, respectively. As a result, all counts may be subject to varying degrees of underreporting due to a variety of factors.
  - Hospitalization data may be incomplete or missing for records where information was not gathered, reported to public health units or entered in CCM.
- Only cases meeting the confirmed case classification as listed in the MOH [COVID-19 Case Definition](#) are included.<sup>2</sup>
- Linking COVaxON and CCM data is dependent on availability of personal identifiers reported in both databases. For example, if a client was reported in both COVaxON and CCM, but personal identifiers (e.g. health card number, date of birth) were not available, then sufficient information would not have been available to identify the client and the client would not have been included in the linkage.
- Analyses presented in this report may differ from other reports for various reasons, including differing extracts and differing methodologies.
- The time interval between doses was not assessed to determine if subsequent doses were administered as per the product-specific recommended minimum interval.
- High coverage, particularly in older age group (e.g. 60+ year olds), and a small number of unvaccinated individuals has resulted in unstable rates and rate ratios in unvaccinated individuals over time.
- Rates in younger age groups (e.g. 5-11 year olds) where the number of hospitalizations and/or deaths are low should be interpreted with caution due to instability arising from small counts.
- Asymptomatic cases were included in the analysis. The timing of infection (i.e. date of infection approximated with symptoms onset date) relative to vaccination (i.e. date of dose administration) is unclear for these cases. Thus, it is possible some of these cases maybe have been infected prior to vaccination and are not post-vaccination cases.
- Age groups are informed by vaccine product recommendations and vaccine program eligibility.
- For certain populations (e.g. immunocompromised individuals) three doses are recommended to complete the primary series. Due to challenges in identifying these individuals in the COVaxON data, it was not possible to account for a three-dose primary series in the analysis.

- Trends in post-vaccination cases are a reflection of both trends in vaccine administration (increasing number of doses administered over time) and trends in COVID-19 incidence.
- Estimates of relative risk (i.e. rate ratios) may change over time.
- Trends over time in hospitalizations and deaths should be interpreted with caution as hospitalization and/or death data may be incomplete or missing for case records where information was not gathered, reported to public health units or entered in CCM.
- Rates are not adjusted for other factors (e.g. age) that may affect risk of COVID-19 infection, hospitalization, or death.

## Methods

- In order to identify cases post-vaccination, vaccine uptake data extracted from the Ontario Ministry of Health's (MOH) COVaxON application was linked to case data extracted from the MOH's Public Health Case and Contact Management Solution (CCM).
  - Clients in COVaxON and CCM were linked using health care number as well as other personal identifiers, including name, date of birth, gender, and postal code.
- Linkage was done using processed COVaxON and CCM data. Methods for processing COVaxON vaccine uptake data are described in the Technical Notes of the [COVID-19 Vaccine Uptake Report](#)<sup>1</sup> and methods for processing the CCM case data are described in the Technical Notes of the [COVID-19 Weekly Epidemiological Summary](#).<sup>3</sup>
- Demographic information (sex, age, public health unit of residence) in this report are sourced from demographic fields in CCM. Further details on CCM case data are described in the Technical Notes of the [COVID-19 Weekly Epidemiological Summary](#).<sup>3</sup>
- Only cases that have received Health Canada authorized vaccines including Pfizer-BioNTech Comirnaty, Moderna Spikevax, AstraZeneca Vaxzevria/COVISHIELD, Novavax Nuvaxovid, Medicigo Covifenz and Janssen COVID-19 vaccines are included. Cases that received one or more doses of a non-Health Canada authorized vaccine are excluded.
- Counts for hospitalizations includes intensive care unit (ICU) admissions.
- Unvaccinated cases include cases that are not yet protected from immunization and are 0-13 days post-dose 1.
- Remote positive COVID-19 cases were excluded from the analysis.
  - Remote positive cases are defined as asymptomatic positive cases with a low pre-test probability (e.g. no epidemiologic link to a confirmed case or an outbreak) and a repeat test that is negative. For these cases, the timing of infection may be unclear.
- Individuals with unknown age are excluded from age-specific analyses.

- The temporal distribution of cases is shown using earliest (i.e. the first in time) of symptom onset or positive specimen collection date, then first available of symptom onset, positive specimen collection, or reported date. For rates and rate ratios, person-time rates were calculated by vaccination status. A person-time rate is a measure of incidence that incorporates the amount of time a person is at risk in the denominator. In this report, person-time is used to calculate the time in days that an individual contributes to each vaccination category. At the start of the reporting period (December 14, 2020) all individuals were unvaccinated. As an individual's vaccination status changes (from series initiation to series completion to series completion and one booster dose, etc.) they contribute time to different denominators.
  - Risk of COVID-19 hospitalization or death in a specific time period (e.g. the previous 120 days) were calculated by summing the daily number of hospitalizations or deaths (numerator) and person days for that time period (denominator) to determine a rate per 100,000 person days in each vaccine status category.
  - Data extracted from COVaxON was used to determine the daily number of individuals in each vaccination status. Aggregated population data was used to determine the number of unvaccinated individuals each day (i.e. the number of vaccinated individuals was subtracted from aggregated population estimates).
  - Individuals reported as deceased in COVaxON were excluded from denominators used in rate calculations.
  - An additional 14 days are incorporated following dose administration to allow for the immune response to vaccination. For example, an individual contributes time to the series completion group 14 days after they completed their series.
  - Individuals that completed their primary series and received two booster doses are accounted for in the methodology, however rates are not shown in some analyses due to instability arising from small counts.
  - Age at the time of data extraction was calculated for COVaxON denominators used in rate calculations. Age at the time of data extraction was calculated using the client date of birth and date of data extraction. Note that the age at the time of illness is used for cases by vaccination status (numerator).
- Definitions for individual-level denominators for rate calculation can be found in the Definition of Terms in the [COVID-19 Vaccine Uptake Report](#)<sup>1</sup>.



## References

1. Ontario Agency for Health Protection and Promotion (Public Health Ontario). COVID-19 data and surveillance: routine surveillance report: COVID-19 vaccine uptake in Ontario [Internet]. Toronto, ON: Queen's Printer for Ontario; 2021 [cited 2021 Nov 23]. Available from: <https://www.publichealthontario.ca/en/data-and-analysis/infectious-disease/covid-19-data-surveillance>
2. Ontario. Ministry of Health; Ontario. Ministry of Long-Term Care. COVID-19: guidance for the health sector: case definition [Internet]. Toronto, ON: Queen's Printer for Ontario; 2021 [cited 2021 Apr 29]. Available from: [https://www.health.gov.on.ca/en/pro/programs/publichealth/coronavirus/2019\\_guidance.aspx](https://www.health.gov.on.ca/en/pro/programs/publichealth/coronavirus/2019_guidance.aspx)
3. Ontario Agency for Health Protection and Promotion (Public Health Ontario). COVID-19 data and surveillance: COVID-19 in Ontario [Internet]. Toronto, ON: Queen's Printer for Ontario; 2021 [cited 2022 Jul 6]. Available from: <https://www.publichealthontario.ca/en/data-and-analysis/infectious-disease/covid-19-data-surveillance>

## Citation

Ontario Agency for Health Protection and Promotion (Public Health Ontario). Confirmed cases of COVID-19 following vaccination in Ontario: December 14, 2020 to August 1, 2022. Toronto, ON: Queen's Printer for Ontario; 2022.

## Disclaimer

This document was developed by Public Health Ontario (PHO). PHO provides scientific and technical advice to Ontario's government, public health organizations and health care providers. PHO's work is guided by the current best available evidence at the time of publication. The application and use of this document is the responsibility of the user. PHO assumes no liability resulting from any such application or use. This document may be reproduced without permission for non-commercial purposes only and provided that appropriate credit is given to PHO. No changes and/or modifications may be made to this document without express written permission from PHO.

## Public Health Ontario

Public Health Ontario is an agency of the Government of Ontario dedicated to protecting and promoting the health of all Ontarians and reducing inequities in health. Public Health Ontario links public health practitioners, front-line health workers and researchers to the best scientific intelligence and knowledge from around the world.

For more information, email [ivpd@oahpp.ca](mailto:ivpd@oahpp.ca).

©Queen's Printer for Ontario, 2022

