

University of Groningen

A Highly Efficient Ruthenium Catalyst for Metathesis Reactions

Grela, Karol; Harutyunyan, Syuzanna; Michrowska, Anna

Published in:
 Angewandte Chemie International Edition

DOI:
[10.1002/1521-3773\(20021104\)41:21<4038::AID-ANIE4038>3.0.CO;2-0](https://doi.org/10.1002/1521-3773(20021104)41:21<4038::AID-ANIE4038>3.0.CO;2-0)

IMPORTANT NOTE: You are advised to consult the publisher's version (publisher's PDF) if you wish to cite from it. Please check the document version below.

Document Version
 Publisher's PDF, also known as Version of record

Publication date:
 2002

[Link to publication in University of Groningen/UMCG research database](#)

Citation for published version (APA):

Grela, K., Harutyunyan, S., & Michrowska, A. (2002). A Highly Efficient Ruthenium Catalyst for Metathesis Reactions. *Angewandte Chemie International Edition*, 41(21), 4038-4040. [https://doi.org/10.1002/1521-3773\(20021104\)41:21<4038::AID-ANIE4038>3.0.CO;2-0](https://doi.org/10.1002/1521-3773(20021104)41:21<4038::AID-ANIE4038>3.0.CO;2-0)

Copyright

Other than for strictly personal use, it is not permitted to download or to forward/distribute the text or part of it without the consent of the author(s) and/or copyright holder(s), unless the work is under an open content license (like Creative Commons).

The publication may also be distributed here under the terms of Article 25fa of the Dutch Copyright Act, indicated by the "Taverne" license. More information can be found on the University of Groningen website: <https://www.rug.nl/library/open-access/self-archiving-pure/taverne-amendment>.

Take-down policy

If you believe that this document breaches copyright please contact us providing details, and we will remove access to the work immediately and investigate your claim.

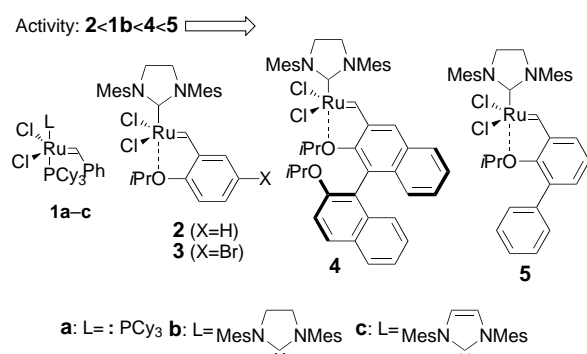
Downloaded from the University of Groningen/UMCG research database (Pure): <http://www.rug.nl/research/portal>. For technical reasons the number of authors shown on this cover page is limited to 10 maximum.

A Highly Efficient Ruthenium Catalyst for Metathesis Reactions**

Karol Grela,* Syuzanna Harutyunyan, and Anna Michrowska

The development of accessible metathesis catalysts that combine high activity with excellent tolerance to a variety of functional groups has been key to the widespread application of olefin metathesis in organic synthesis. In spite of the general superb application profile of the ruthenium carbene **1a**, its limited thermal stability and the low activity towards substituted double bonds are major drawbacks.^[1]

Specifically, the preparation of substituted olefins with electron-withdrawing functionality (such as α,β -unsaturated carbonyl compounds, nitriles, sulfones, etc.) through cross metathesis (CM) with terminal alkenes remains a difficult task. The newly introduced highly active ruthenium alkylidene complexes with sterically demanding N-heterocyclic carbene (NHC)^[3] ligands have dramatically alleviated this limitation.^[2] Compounds of type **1b** and **1c** were found to be efficient catalysts in the reactions of previously metathesis-inactive substrates, including α,β -unsaturated olefins (Scheme 1).^[2,4]



Scheme 1. Evolution of ruthenium pre-catalysts for alkene metathesis. Cy = cyclohexyl; Mes = 2,4,6-trimethylphenyl.

Hoveyda and co-workers have recently established **2** as a remarkably robust complex, which promotes olefin metathesis by a “release–return” mechanism.^[5] Despite the fact that phosphane-free catalyst **2** was found to be more sluggish than **1b**,^[6] it has a superior general reactivity toward electron-deficient olefins.^[7] The fact that the ruthenium carbene **2** is air-stable and can be easily purified by standard silica-gel chromatography and recycled after the reaction is a particularly appealing facet of this chemistry.^[5,8]

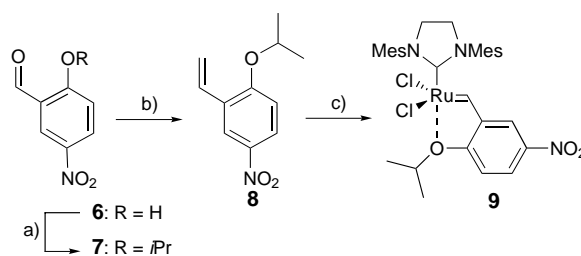
[*] Dr. K. Grela, S. Harutyunyan, A. Michrowska
Institute of Organic Chemistry, Polish Academy of Sciences
Kasprzaka 44/52, P.O.B. 58, 01-224 Warsaw (Poland)
Fax: (+48)22-632-6681
E-mail: grela@icho.edu.pl

[**] This work was supported by the State Committee of Scientific Research (Grant No. 4 T09A 136 22). The authors wish to thank the Alexander von Humboldt foundation for a donation of books and equipment, and Professor Mieczysław Mąkosza for helpful advice and encouragement.

Blechert and Wakamatsu have shown recently that the replacement of the isopropoxystyrene “ligand” in **2** by binol- or biphenyl-based styrene results in a large improvement in the activity of the catalyst, as complexes **4** and **5** are much more reactive than both **2** and the “second-generation” Grubbs catalyst **1b**.^[9]

During our project aimed at the preparation of the immobilized metathesis catalyst, we prepared the bromo analogue **3** of Hoveyda’s catalyst **2**.^[10] Although the reactivity patterns of complexes **2** and **3** were in general similar, the latter system was visibly less reactive in some model reactions.^[4b] This result once again shows that even a small variation in the isopropoxystyrene “ligand” can result in a change in the activity of the catalyst. Impressed by results published recently by Blechert and Wakamatsu,^[9] we decided to investigate the electronic effects in the isopropoxystyrene “ligand” sphere of complex **2** which are not fully understood.^[11] At first, we decided to test whether a decrease in the electron density of the styrene part of **2** would result in increased catalyst reactivity.

As illustrated in Scheme 2, we used commercially available **6** as a starting material for preparation of the corresponding ruthenium carbene **9**. The green microcrystalline complex **9**



Scheme 2. Synthesis of catalyst **9**. a) *i*PrI, K₂CO₃, Cs₂CO₃ (cat.), DMF, 2 days, room temperature, 86%; b) Ph₃P=CH₂, THF, –78°C→RT, 1 h, 57%; c) **1b**, CuCl, CH₂Cl₂, 30°C, 1 h, 83%.

was easily obtained in good yield (83%) by the reaction of **1b** (1 equiv) and CuCl (1 equiv) with styrene **8** (1 equiv), followed by routine flash chromatography. Having secured an efficient method for the preparation of complex **9**, we tested its catalytic activity. As the reactions of standard model substrates diallyltosylamide or diallylmalonate are too fast for an accurate measurement of their conversions,^[12] we decided to use more challenging ring-closing metathesis of **10a**. This model reaction showed that pre-catalyst **9** is significantly more reactive than **2** and **3** in the formation of trisubstituted double bonds (Figure 1). Notably, **9** is not only highly active but also stable, as it can be stored in air (+4°C) for more than four weeks without decomposition or loss of activity.

The metathesis of selected benchmark substrates was then examined. The results compiled in Table 1 illustrate the remarkably wide scope of this catalyst: 1) The RCM and enyne variant of the metathesis reaction can be performed efficiently at 0°C (Table 1, entries 2–4); 2) Various degrees of substitution of the double bond are tolerated, and even trisubstituted olefins can be synthesized in good yields at ambient temperature (Table 1, entries 1 and 5); 3) The CM reaction of terminal alkenes and α,β -unsaturated compounds

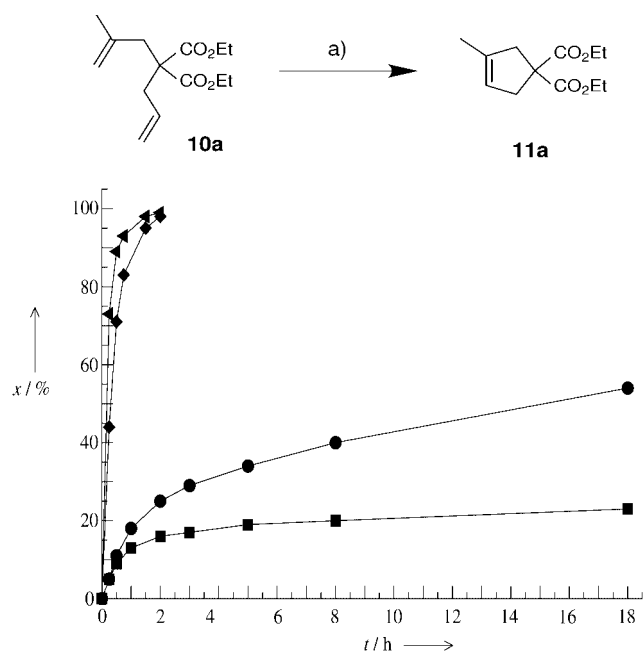


Figure 1. RCM of **10a** with pre-catalysts **1b** (\blacktriangle , 1 mol %), **2** (\bullet , 2.5 mol %), **3** (\blacksquare , 2.5 mol %), and **9** (\blacklozenge , 1 mol %). a) cat. (1–2.5 mol %), CH_2Cl_2 , room temperature, x = conversion.

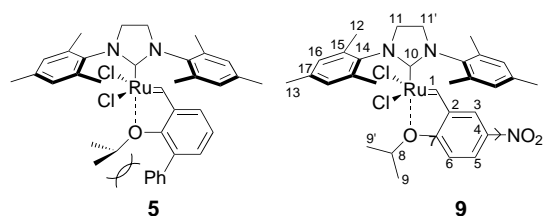
can be also performed at room temperature (Table 1, entries 6–9). The more demanding CM reactions of phenyl vinyl sulfone^[4] (Table 1, entry 8) and acrylonitrile^[7a] (Table 1, entry 9) show that also in this particular case complex **9** is superior to **1b** and **2**. Most remarkably, the new pre-catalyst **9** can be used for CM of methacrylonitrile; the transformation is *beyond the scope* of the “second generation” Grubbs' carbene **1b** (Table 1, entry 10).

In conclusion, we have shown that the catalysts related to that of Hoveyda can be significantly improved by changing not only the steric^[11] but also the electronic character of the Ru-chelating isopropoxy fragment. For example, introduction of a strong electron-withdrawing group at the 2-isopropoxy-styrene ring of **2** leads to complex **9**, which is equally stable but dramatically more reactive than the parent catalyst **2**. We assume that the decrease in the electron density^[13] of the oxygen atom of the isopropoxy fragment reduces its chelating ability, thus facilitating formation of the catalytically active 14-electron Ru–carbene species, and suppressing repeated reassociation to the metal center. Therefore, this mode of catalyst activation is, in fact, similar to that of **4** and **5**, in which the increase in steric bulk improves the leaving-group ability of the styrene “ligand” (Scheme 3).^[9] Complex **9** is attractive

Table 1. Comparative investigation of **9**.

Entry	Substrate 10	Product 11	Yield using 9 [%] ^[a]	Yield using ref. catalyst [%] ^[a]
1	10a	11a	99 % ^[b] (1 mol %, RT, 2 h)	2 : 50 % ^[b] (2.5 mol %, RT, 18 h)
2			98 % (1 mol %, 0°C, 1 h)	1c : 85 % ^[c] (1 mol %, 80°C, 1 h)
3			99 % (1 mol %, 0°C, 1 h)	1b : 99 % ^[d] (1 mol %, RT, 1 h)
4			78 % (2.5 mol %, 0°C, 8 h)	1b : 99 % ^[d] (1 mol %, RT, 1.5 h)
5			99 % ^[b] (2.5 mol %, RT, 4 h)	
6 ^[e]	10f TBSO-(CH ₂) ₄ -CH=CH ₂		82 % (2.5 mol %, RT, 30 min)	5 : 90 % ^[d] (1 mol %, RT, 40 min)
		$E : Z = 99 : 1$		
7 ^[f]	10f		95 % (1 mol %, RT, 30 min)	5 : 91 % ^[d] (2.5 mol %, RT, 20 min)
		$E : Z = 95 : 5$		
8 ^[g]	10f		90 % (2.5 mol %, RT, 16 h)	1b : 85 % ^[b] (5 mol %, 40°C, 16 h)
		(E)-11h		
9 ^[h]			87 % ^[b] (5 mol %, RT, 30 min)	2 : 79 % ^[i] (8 mol %, 40°C, 6 h)
		$E : Z = 1 : 2$		
10 ^[k]	10f		58 % (5 mol %, 40°, 16 h)	1b : 0 % ^[b] (5 mol %, 80°C, 24 h)
		$E : Z = 1 : 2$		

[a] Yield of isolated product, unless stated otherwise. [b] Yield determined by GC. [c] Ref. [2g]. [d] Ref. [9b]. [e] Reaction with methyl vinyl ketone (2 equiv). [f] Reaction with methyl acrylate (2 equiv). [g] Reaction with phenyl vinyl sulfone (2 equiv). [h] Ref. [4]. [i] Reaction with acrylonitrile (2 equiv). [j] $E/Z = 1:3$, ref. [7a]. [k] Reaction with methacrylonitrile (4 equiv).



Scheme 3.

from a practical point of view as it is active and easy to obtain in a three-step synthesis. This catalyst operates under very mild conditions (0°C to room temperature) and can be successfully applied in various types of metathesis reactions (RCM, CM, enyne). Further investigations to determine the full scope and limitations of **9** and similar systems are under way.

Experimental Section

9: Carbene complex **1b** (153 mg, 0.18 mmol), CuCl (18 mg, 0.18 mmol), and CH₂Cl₂ (10 mL) were placed in a Schlenk tube. A solution of **8** (38 mg, 0.18 mmol) in CH₂Cl₂ (4 mL) was then added and the resulting solution was stirred under argon at 30°C for 1 h. After this step, all manipulations were carried out in air with reagent-grade solvents. The reaction mixture was concentrated in vacuo, and the resulting material was purified by column chromatography on silica. Elution with cyclohexane/EtOAc (5:2) led to the isolation of **9** as a green band. The solvent was evaporated, the residue was washed with *n*-pentane and dried under vacuum to afford **9** as a green microcrystalline solid (100 mg, 83%). *R*_f = 0.30 (cyclohexane/EtOAc 8:2); ¹H NMR (500 MHz, CD₂Cl₂): δ = 16.42 (s, 1H; 1-H), 8.46 (dd, *J* = 9.1, 2.5 Hz, 1H; 5-H), 7.80 (d, *J* = 2.5 Hz, 1H; 3-H), 7.10 (s, 4H; 16-H), 6.94 (d, *J* = 9.1 Hz, 1H; 6-H), 5.01 (sept, *J* = 6.1 Hz, 1H; 8-H), 4.22 (s, 4H; 11-H, 11'-H), 2.47 (2 × s, 18H; 12-H, 13-H), 1.30 ppm (d, *J* = 6.1 Hz, 6H; 9-H, 9'-H); ¹³C NMR (125 MHz, CD₂Cl₂): δ = 289.1 (C1), 208.2 (C10), 156.8 (C7), 150.3, 145.0 (C2), 143.5 (C4), 139.6 (C15), 139.3, 129.8 (C16), 124.5 (C5), 117.2 (C3), 113.3 (C6), 78.2 (C8) 52.0 (C11, C11'), 21.3 (C9, C9'), 21.2 (C12), 19.4 ppm (C13) (where assignments of the NMR signals are given (based on 2D ¹H,¹³C-chemical shift correlated spectra: GHSQC, GHMBC), they are unambiguous and refer to the arbitrary numbering shown in Scheme 3); IR (KBr): $\bar{\nu}$ = 2924, 2850, 1606, 1521, 1480, 1262, 1093, 918, 745 cm⁻¹; HRMS (IE): *m/z* calcd for C₃₁H₃₇N₃O₃³⁵Cl₂Ru: [*M*⁺] 671.1255, found 671.1229; elemental analysis (%) calcd for C₃₁H₃₇N₃O₃Cl₂Ru (671.63): C 55.44, H 5.55, N 6.26; found: C 55.35; H 5.70, N 6.09.

Received: July 19, 2002 [Z19778]

- [1] For relevant reviews, see: a) T. M. Trnka, R. H. Grubbs, *Acc. Chem. Res.* **2001**, *34*, 18; b) A. Fürstner, *Angew. Chem.* **2000**, *112*, 3140; *Angew. Chem. Int. Ed.* **2000**, *39*, 3012; c) R. H. Grubbs, S. Chang, *Tetrahedron* **1998**, *54*, 4413; d) M. Schuster, S. Blechert, *Angew. Chem.* **1997**, *109*, 2124; *Angew. Chem. Int. Ed. Engl.* **1997**, *36*, 2037; e) A. Fürstner, *Top. Catal.* **1997**, *4*, 285; f) S. K. Armstrong, *J. Chem. Soc. Perkin Trans. 1* **1998**, 371; g) M. E. Maier, *Angew. Chem.* **2000**, *112*, 2153; *Angew. Chem. Int. Ed.* **2000**, *39*, 2073.
- [2] a) W. A. Herrmann, M. Speigler, W. C. Schattenmann, T. Westcamp, *Angew. Chem.* **1998**, *110*, 2631; *Angew. Chem. Int. Ed.* **1998**, *37*, 2490; b) W. A. Herrmann, T. Westcamp, L. Ackermann, F. J. Kohl, A. Fürstner, *Tetrahedron Lett.* **1999**, *40*, 4787; c) J. Huang, E. D. Stevens, S. P. Nolan, J. L. Pedersen, *J. Am. Chem. Soc.* **1999**, *121*, 2674; d) M. Scholl, S. Ding, C. W. Lee, R. H. Grubbs, *Org. Lett.* **1999**, *1*, 953; e) M. S. Sanford, M. Ulman, R. H. Grubbs, *J. Am. Chem. Soc.* **2001**, *123*, 749; f) M. S. Sanford, J. A. Love, R. H. Grubbs, *J. Am. Chem. Soc.* **2001**, *123*, 6543; g) A. Fürstner, L. Ackermann, B. Gabor, R. Goddard, C. W. Lehmann, R. Mynott, F. Stelzer, O. R. Thiel, *Chem. Eur. J.* **2001**, *7*, 3236.
- [3] For a comprehensive survey of N-heterocyclic carbenes, see: a) W. A. Herrmann, *Angew. Chem.* **2002**, *114*, 1342; *Angew. Chem. Int. Ed.* **2002**, *41*, 1290; b) D. Bourissou, O. Guerret, F. P. Gabbaï, G. Bertrand, *Chem. Rev.* **2000**, *100*, 39; c) A. J. A. Arduengo, *Acc. Chem. Res.* **1999**, *32*, 913.
- [4] a) For a recent example from our laboratory, see: K. Grela, M. Bieniek, *Tetrahedron Lett.* **2001**, *42*, 6425; b) for screening of the catalytic performance of Ru- and Mo-based catalysts in cross-metathesis reactions of α,β-unsaturated sulfones and sulfoxides, see: K. Grela, M. Bieniek, M. Kim, R. Klajn, unpublished results.
- [5] S. B. Garber, J. S. Kingsbury, B. L. Gray, A. H. Hoveyda, *J. Am. Chem. Soc.* **2000**, *122*, 8168.
- [6] For a comparative study of the performance of precatalysts **1b** and **2** in the RCM reaction of diallyllysylamide, see: ref. [9a].
- [7] a) S. Randl, S. Gessler, H. Wakamatsu, S. Blechert, *Synlett* **2001**, 430; b) S. Imhof, S. Randl, S. Blechert, *Chem. Commun.* **2001**, 1692; c) S. Randl, S. J. Connon, S. Blechert, *Chem. Commun.* **2001**, 1796.
- [8] Catalysts **1a**, **1b**, and **2** are available from Aldrich Chemical Co.
- [9] a) H. Wakamatsu, S. Blechert, *Angew. Chem.* **2002**, *114*, 832; *Angew. Chem. Int. Ed.* **2002**, *41*, 794; b) H. Wakamatsu, S. Blechert, *Angew. Chem.* **2002**, *114*, 2509; *Angew. Chem. Int. Ed.* **2002**, *41*, 2403.
- [10] K. Grela, M. Tryznowski, M. Bieniek, *Tetrahedron Lett.*, in press.
- [11] Extensive studies described in ref. [9a,b] suggest that a steric bulk adjacent to the chelating isopropoxy moiety of **4** and **5** is the crucial factor required for the unusually high activity of these complexes.
- [12] For example, see footnote 32 in ref. [2g].
- [13] We thank Mr. Michal Barbasiewicz for carrying out some preliminary AM1 calculations.