

ATLAS

High-Speed Rail 2022



Data updated as of december 2021

Warning

No part of this publication may be copied, reproduced or distributed by any means whatsoever, including electronic, except for private and individual use, without the express permission of the International Union of Railways (UIC). The same applies for translation, adaptation or transformation, arrangement or reproduction by any method or procedure whatsoever. The sole exceptions -noting the author's name and the source- are «analyses and brief quotations justified by the critical, argumentative, educational, scientific or informative nature of the publication into which they are incorporated» (Articles L122-4 and L122-5 of the French Intellectual Property Code).

© International Union of Railways (UIC) - Paris 2022

High-Speed Rail Atlas

4th Edition: August 2022

Produced by: Geography and Railway Traffic Research Group,
Fundación de los Ferrocarriles Españoles (FFE)

Coordinated by: Marc Guigon, Philippe Lorand and Kenta Takashina (UIC)

Work team FFE: Ángeles Táuler, Sergio Martín and Matilde Benito

A special mention goes to Michel Leboeuf (UIC) for his cooperation in the development of this Atlas

Gratitude is also extended to the UIC Intercity and High-Speed Committee as well as to the people in charge of statistics and information processing of the railway companies and infrastructure managers of each country, for their collaboration

PRESENTATION

The main characteristics of a high-speed rail system are efficiency, high levels of safety and security, availability and reliability and environmental friendliness. Furthermore, high-speed rail can offer the “triple bottom line” - economic, social and environmental sustainability - that many policymakers have called for over the years.

With that being said, the post-Covid and requirements relating to climate change offer an outstanding opportunity to further promote the use of rail and should allow policymakers and the financial sector to invest in rail to develop high-speed rail connections in all parts of the world. This is undoubtedly a favourable time to invest and an exciting time globally, with many different situations nevertheless sharing common dynamics.

Saving time and shrinking space, high-speed rail contributes:

- to the development of mobility
- to trade and links between cities
- to desaturation of other infrastructure
- to sustainable development goals for society
- to regional unification

Today combatting climate change is top of the political agenda. The question that is addressed to the rail system is to cope with a massive modal shift while becoming the mode of transport of choice. Wherever high-speed rail is developed or will be developed, it has been accompanied, in parallel, by the renovation or upgrading of conventional interconnected lines to extend the benefits of high-speed services to larger and more distant regions and cities. UIC considers that railways have to become the backbone of the mobility of the future, thus it will have to develop smooth interfaces with the other public transport system and soft mobility.

In this context, high-speed rail is transforming itself into the heart of a transport system: each country when entering into high-speed development is planning to end up with a consistent network delivering a high level of satisfaction to each customer. In consequence, continuing to be a driver for the rail sector, high-speed rail is an actor and vector for digital evolution: AI, IoT, big data, and augmented intelligence technology will bring

improved productivity to the high-speed rail sector in operations and maintenance, as well as better security (cybersecurity) and better services for the customer experience.

Following in the footsteps of Japan, Italy, France, Germany and Spain, many more countries have joined the club of high-speed rail pioneers. In a ten-year period, China has developed a high-speed network of 40,000 km, out of a total 59,000 km worldwide. Thousands of kilometers of new lines are being studied or are under construction in Turkey, Morocco, Europe, the United States, Iran, Russia, India, South-East Asia, China...the list goes on. More than 4,900 high-speed trainsets operate daily worldwide, transporting 2 billion customers every year. High-speed rail, wherever it has been developed, has served as a booster of innovation for the railway sector and its industry.

Why not imagine it the potential vector for high-speed freight mobility in line with e-commerce development? High-Speed Rail, wherever it has been developed, has enabled employment and growth of GDP.

As the worldwide association of railways, working alongside the research institutes and network of universities, UIC is striving to contribute to:

- Innovative ideas
- Successful projects
- Breakthrough developments for the benefit of its members

Now more than ever, UIC, together with its network of experts, is at the disposal of its members to share data, good practices and all of the expertise necessary to continue to support its members in developing the high-speed rail system around the world.

I sincerely hope that this Atlas of High-Speed Rail will provide you all with a detailed overview of the various aspects relating to high-speed rail: lines, rolling stock, etc.

François Davenne
UIC Director General

INDEX

1. GLOBAL HIGH - SPEED DATA	13
2. EUROPE	31
3. ASIA - PACIFIC	109
4. AFRICA	161
5. NORTH AMERICA	171
6. MIDDLE EAST	181
7. LATIN AMERICA	193
INDEX OF COUNTRIES	199

ABBREVIATIONS AND SYMBOLS

AC	Alternating current	HSL	High-Speed Line	NTV	Nuovo Trasporto Viaggiatori (now "Italo")
AEG	Allgemeine Elektrizitäts-Gesellschaft	HT	Hull Trains	ÖBB	Austrian Federal Railways (Österreichische Bundesbahnen)
AGV	Automotrice à Grande Vitesse	Hz	Hertz	ONCF	Moroccan National Railways (Office Nationale des Chemins de Fer)
ASFA	Anuncio de Señales y Frenado Automático	ICE	InterCity Express	PBKA	Paris-Brussels-Cologne-Amsterdam
ATB	Automatische TreinBeïnvloeding	IRS	International Railway Solutions	PKP	Polish national Railways (Polskie Koleje Państwowe)
ATC	Automatic Train Control	JNR	Japanese National Railways	POCL	Paris-Orléans-Clermont-F.-Lyon
ATP-EBICAB	Automatic Train Protection-Emergency Brake Intervention in Cab	JRC	Central Japan Railway Company	PZB	Punktförmige Zugbeeinflussung
AWS	Automatic Warning System	JRE	East Japan Railway Company	RENFE	Red Nacional de los Ferrocarriles Españoles
b.s.	Block station	JRK	Kyushu Japan Railway Company	RPS	Disruptive Radar Positioning System
BACC	Blocco Automatico a Correnti Codificate	JRW	West Japan Railway Company	S	Series (in rolling stock sections)
BPL	Bretagne Pays de la Loire	km	Kilometre	SBB	Swiss Federal Railways (Schweizerische Bundesbahnen)
BREL	British Rail Engineering Limited	Km/h	Kilometres per hour	SCMT	Sistema di Controllo della Marcia del Treno
CAF	Construcciones y Auxiliar de Ferrocarriles	KTX	Korea Train Express	SEA	Sud Europe Atlantique
CMK	Centralna Magistrala Kolejowa	kV	Kilovolt	SNCF	Société Nationale des Chemins de fer Français
CNM	Contournement de Nimes-Montpellier	KVB	Contrôle de Vitesse par Balises	SR	Suseo High Speed Rail Corporation
CNR	Canadian National Railways	kW	Kilowatt	T	Trailer coach
CR	China State Railway Group Co., Ltd	kW/t	Kilowatts per ton	t	Ton
CTC	Centralized Traffic Control	L	Locomotive	TALGO	Tren Articulado Ligero Goicoechea Oriol
CTCS	Chinese Train Control System	LGV	Ligne à Grande Vitesse	TBL	Transmission Baliza-Locomotive
DC	Direct current	LHB	Linke Hofmann Busch	TCDD	Turkish National Railways (Türkiye Cumhuriyeti Devlet Demiryolları)
DSB	Danish State Railways (Danske Statsbaner)	LNMP	Ligne Nouvelle Montpellier-Perpignan	TGV	Train à Grande Vitesse
ERTMS	European Rail Traffic Management System	LNP	Ligne Nouvelle Paris-Normandie	THSRC	Taiwan High Speed Rail Corporation
ETCS	European Train Control System	LZB	Linienzugbeeinflussung	TPWS	Train Protection and Warning System
ETR	Eletto Treno Rapido	M	Motor coach	TVM	Transmission Voie-Machine
FFE	Spanish Railways Foundation	MB	Motor Bogie	UIC	International Union Of Railways
GDP	Gross Domestic Product	mm	millimeter	⋯	Direct current
GPSO	Le Grand Projet du Sud-Ouest	NR	Northern Rail	~	Alternating current
HS	High-Speed	NS	Dutch railways (Nederlandse Spoorwegen)	‰	Per-mille

DEFINITIONS

Alternating current	An electric current that reverses its direction many times a second at regular intervals, typically used in power supplies
Block station	A place at which railroad manual block signals are displayed
Direct current	An electric current flowing in one direction only
Electrification	Type of electrification installed (3 kV, 15 kV, 25 kV)
High-Speed passenger	Passenger carried by a High-Speed train for a trip in totality, partly or not at all on a High-Speed line
High-Speed train	A train able to commercially run at more than 200 km/h
Line in operation	It is now operating on High-speed
Line long-term planning	It is not approved, just planned
Line planned	It is approved but not start constructing
Line under construction	It is now constructing on High-Speed
Line under study	Similar to "long-term planning" status
Maximum commercial speed	Maximum speed at which a train can operate on a track
Maximum train speed	Maximum speed that a train can reach, without any limitation in the infrastructure
Signalling	Type/s of signalling enabled (ERTMS / ETCS, TVM, LZB, ASFA...)

INTRODUCTION

Within the Global Passenger Forum of UIC (the International Union of Railways), managed by the UIC Passenger Department, High-Speed Rail is a large sector whose activities are organised by the “Intercity and High-Speed Committee of UIC”, a sector that draws in all companies or public bodies concerned by High-Speed Rail. It looks at all aspects to enhance the development of high-speed trains across the world:

- International studies on topics such as operation in difficult environmental conditions, economic evaluation of high-speed, technical comparison between high-speed rail systems worldwide, advice on mixed traffic operation, research projects, apprehend the new normal period after Covid-19, etc.
- Alliance of Universities to share knowledge and to create synergies and between universities from all around the world, to organise workshops and to provide studies for railways and academic parties and to help the best talent recruitment
- Worldwide trainings on High-Speed Rail
- Maintenance of the UIC high-speed database used to set up this atlas (high-speed, lines, rolling stock, traffic, maps, etc.)
- Maintenance of a website providing all publications free of charge
- Development of standards (IRS: International Railway Solutions) for all general aspects of high-speed rail
- Co-organisation of the World High-Speed Congress, which is the most important high-speed rail event in the world. The next congress will be held in Marrakech (Morocco) on 7-10 March 2023. It will highlight the truly global dimension of high-speed and other related passenger issues. It will focus on important topics as environment and spatial planning. Its motto is: High-Speed Rail: The Right Speed for our Planet

UIC's Intercity and High-Speed Committee made the decision to maintain an Atlas in order to compile all data of High-Speed Rail in the world.

The atlas provides a very detailed overview of high-speed rail worldwide as a system comprising rolling stock, infrastructure and signalling. Some information is not given in this document, particularly commercial aspects (tariffs, commercial strategies, etc.) and railway stations.

The document begins by providing global data concerning High-Speed Rail, categorised according to the UIC regions in order to reflect the overall segmentation of high-speed railways.

These global data will provide an overview of High-Speed Rail across the world: countries where High-Speed is or will be operated, length of networks, maximum speed of High-Speed Trains, historical development of High-Speed Rail.

The document then provides details on each country in each UIC region: detailed maps and information on lines in commercial operation and under construction, as well as planned lines and long-term projects.

Other subjects detailed in the atlas include rolling stock, travel times, slopes, electrification, signalling systems, centralised control systems, rolling stock factories and workshops, tunnels, viaducts..

Compared with the previous edition, this last edition includes the most recent lines (mainly in China), but also provides a new perspective on long-term projects in Africa and United States.

The quality of the atlas lies in the fact that all the data it contains has been provided and reviewed by the UIC members and other stakeholders that operate high-speed trains or will do so in the future.

Consequently, this atlas serves as a global reference for High-Speed Rail.

All the information included in the atlas is accurate as of December 2021.

Marc Guigon

UIC Passenger Director



INTERNATIONAL UNION
OF RAILWAYS

1. GLOBAL HIGH - SPEED DATA

2. EUROPE

3. ASIA - PACIFIC

4. AFRICA

5. NORTH AMERICA

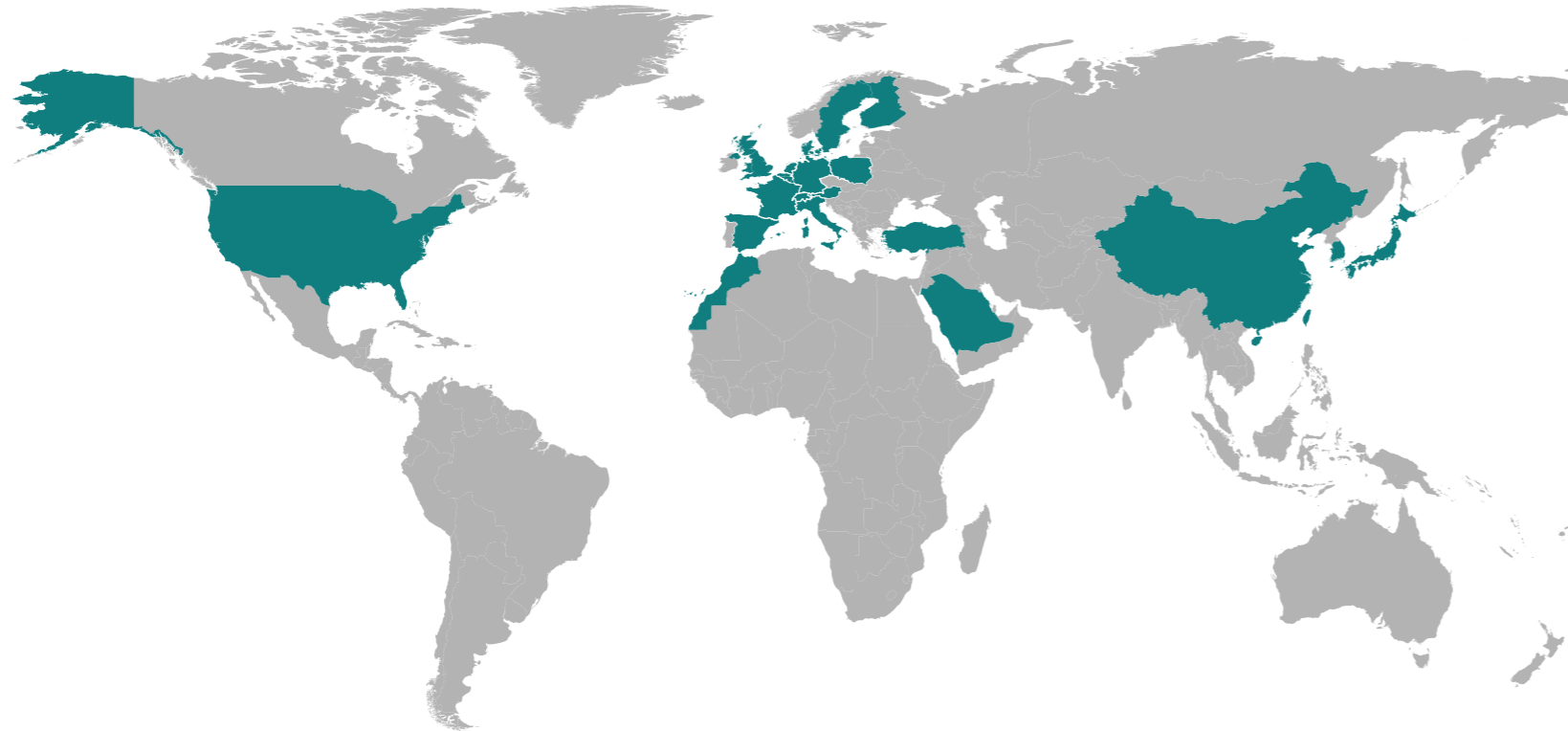
6. MIDDLE EAST

7. LATIN AMERICA

INDEX OF COUNTRIES

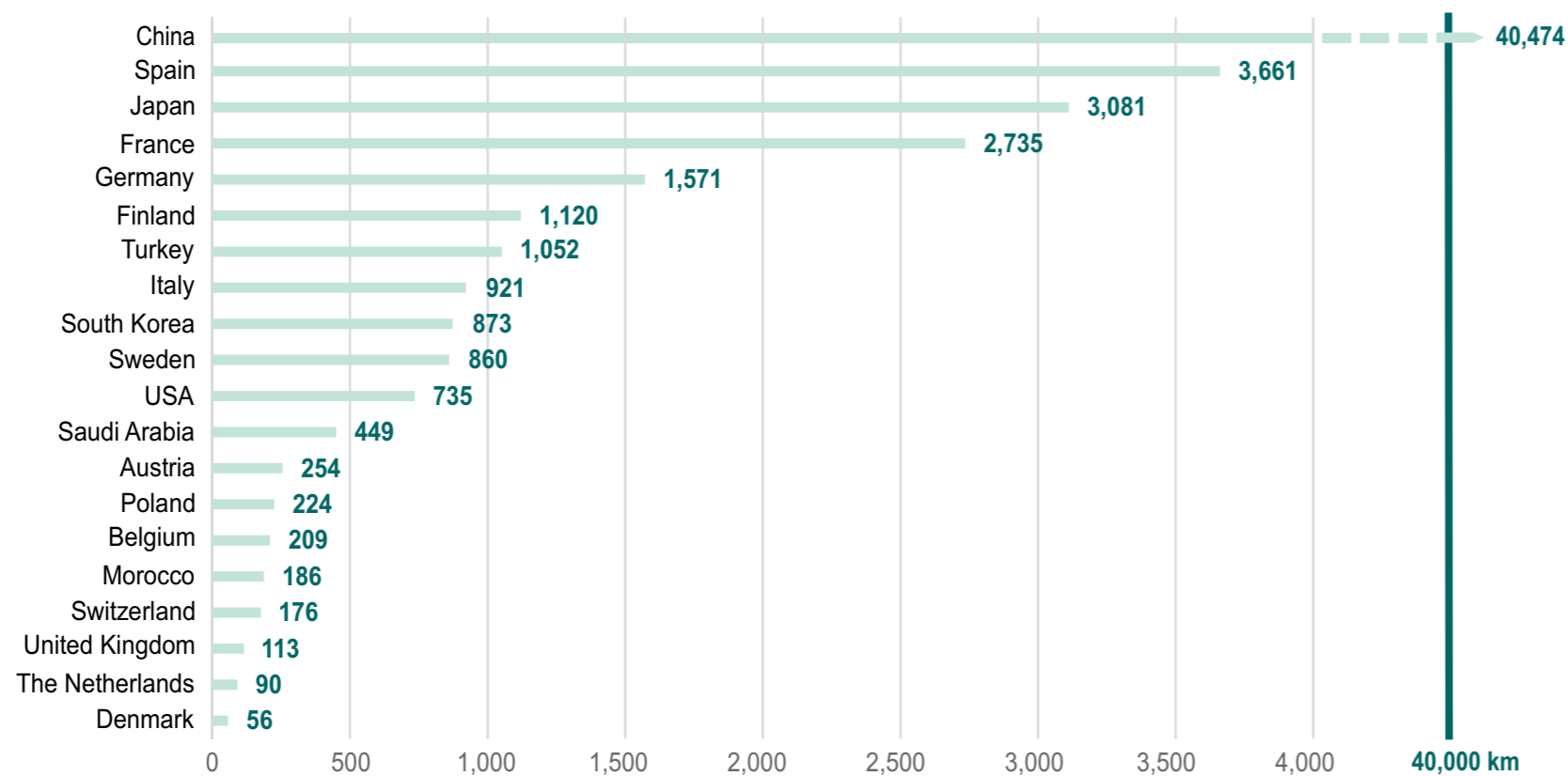
1.1 GLOBAL DATA

Countries with a high-speed rail network in commercial operation



Source: compiled by authors based on International Union of Railways, 2022

Length of the high-speed network in commercial operation by country



Source: compiled by authors based on International Union of Railways, 2022

Length of the high-speed network in commercial operation by UIC Regions



Source: compiled by authors based on International Union of Railways, 2022

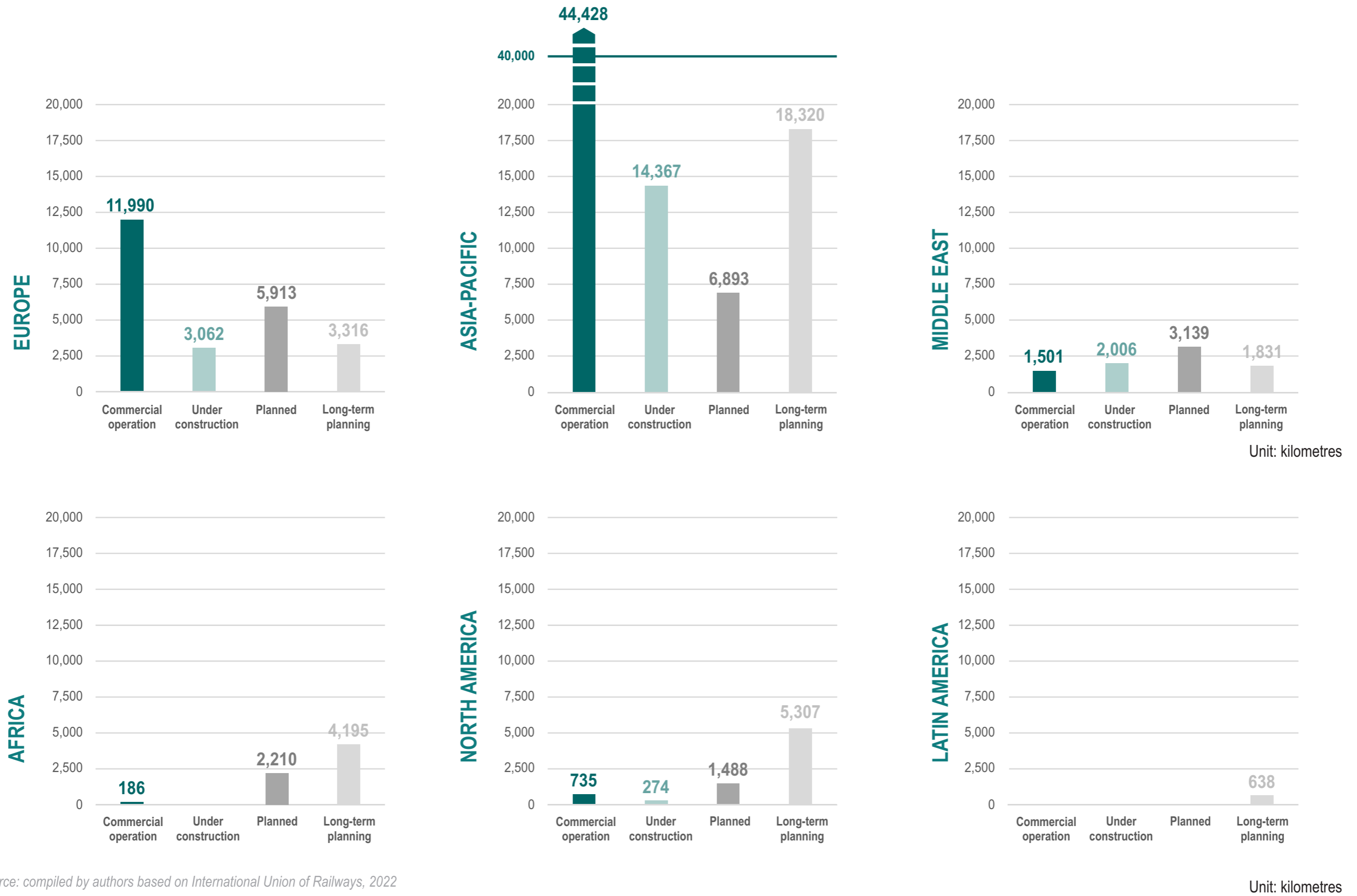
Length of the high-speed network under construction by UIC Regions



Source: compiled by authors based on International Union of Railways, 2022

1.1 GLOBAL DATA

Length of the high-speed network by UIC Regions



Source: compiled by authors based on International Union of Railways, 2022

1.1 GLOBAL DATA

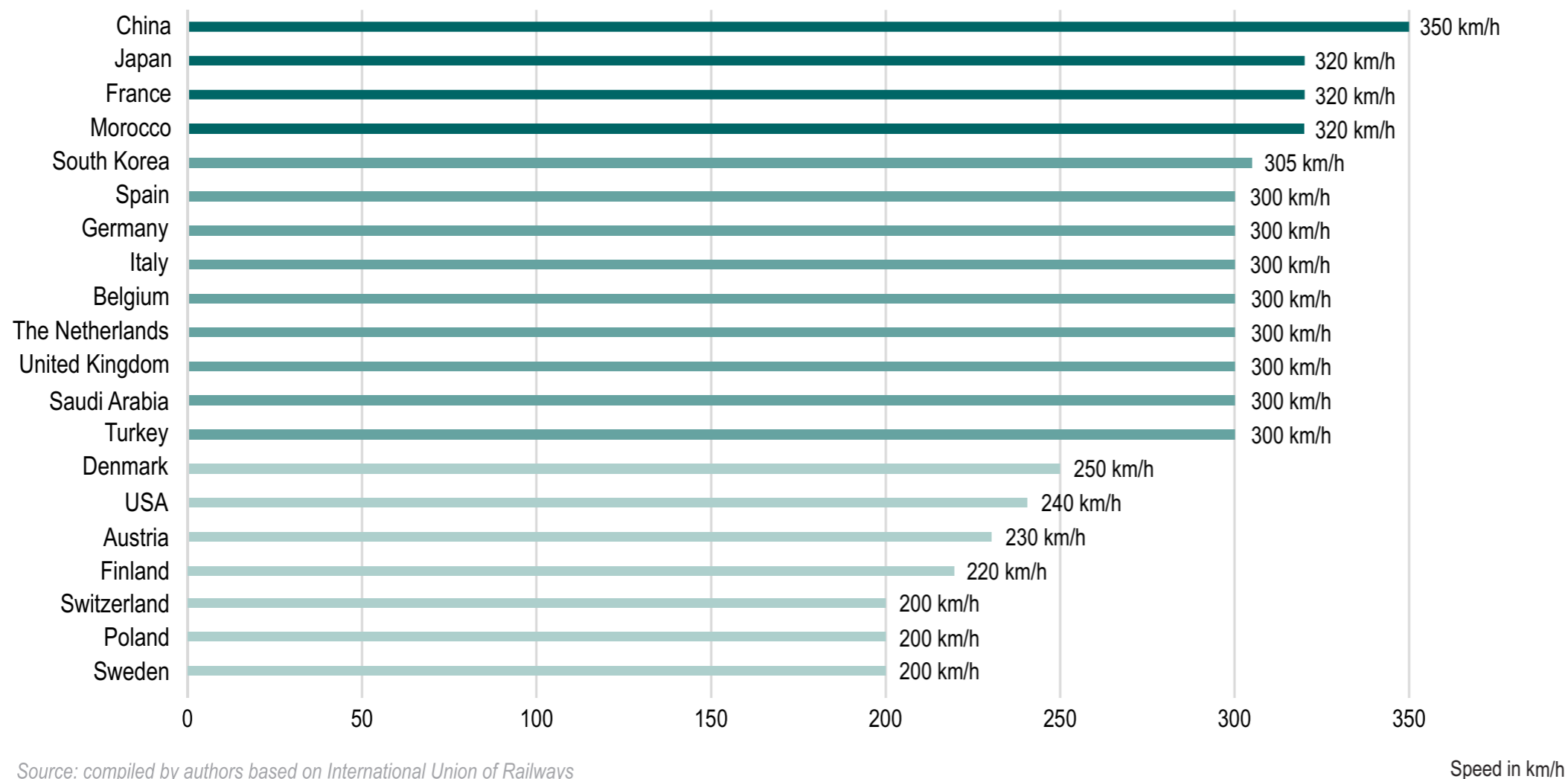
Length of the high-speed network in commercial operation worldwide (1964-2021)



Source: compiled by authors based on International Union of Railways, 2022

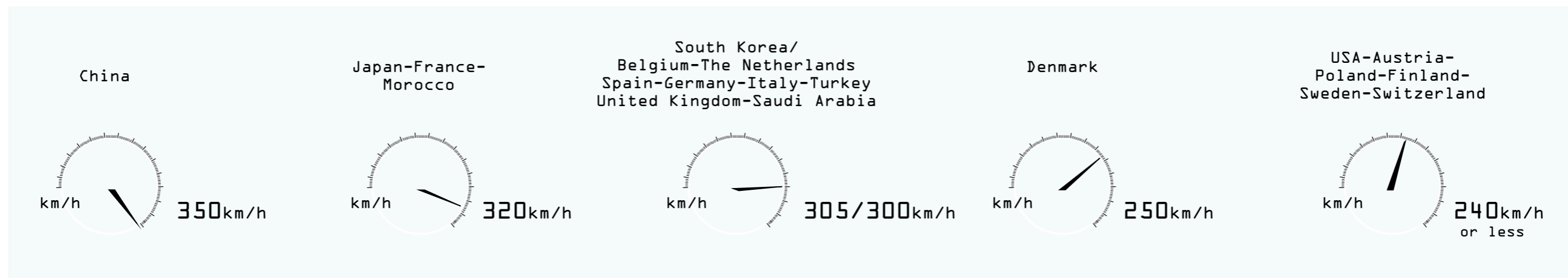
1.1 GLOBAL DATA

Maximum speed of high-speed rail network by country (2021)



Source: compiled by authors based on International Union of Railways

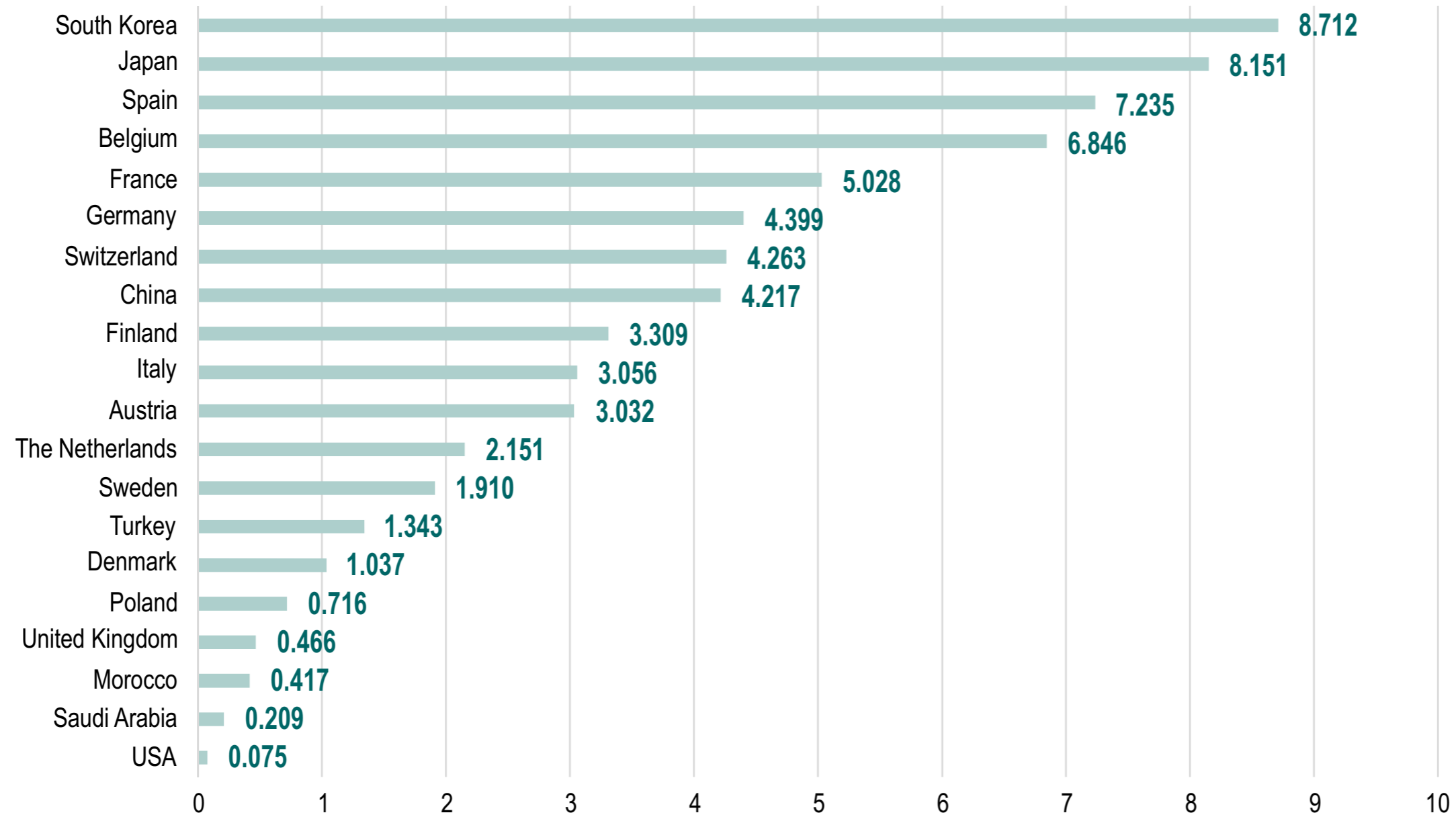
Maximum speed of high-speed rail network by country (2021)



Source: compiled by authors based on International Union of Railways

1.1 GLOBAL DATA

Density of the high-speed network in 2021 (metres of high-speed lines / country area in km²)



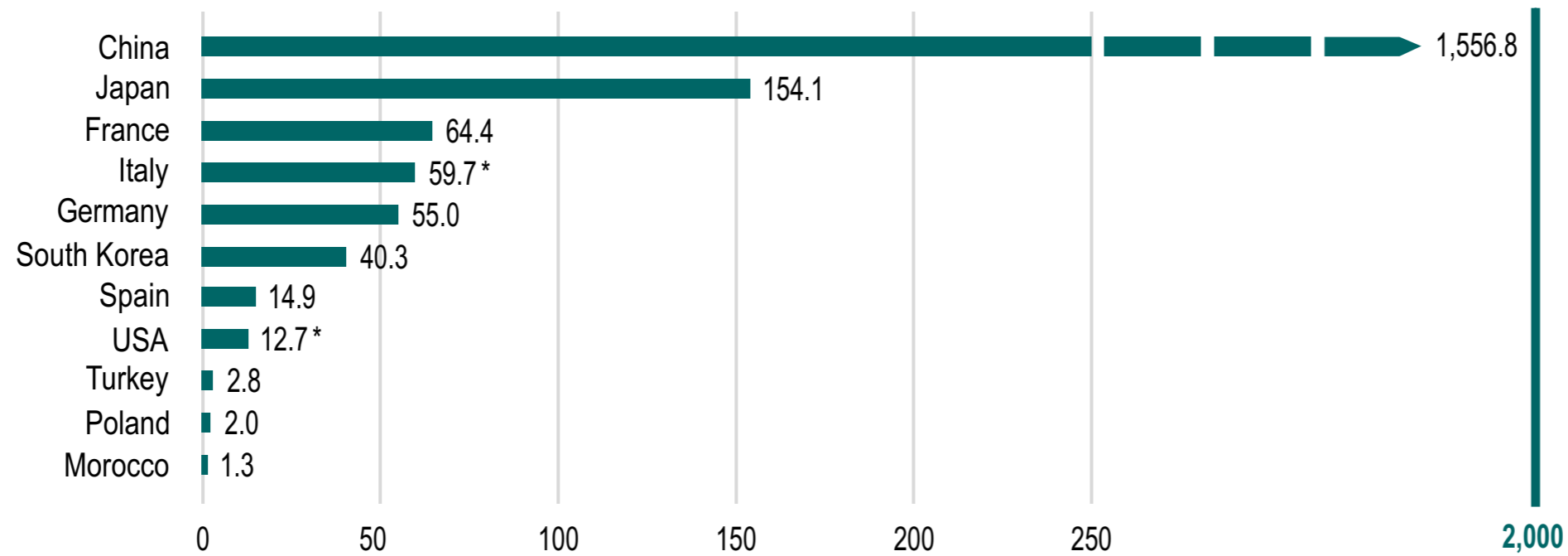
Note:

The ratio of Denmark has been calculated excluding Greenland area

Source: compiled by authors based on International Union of Railways, 2022

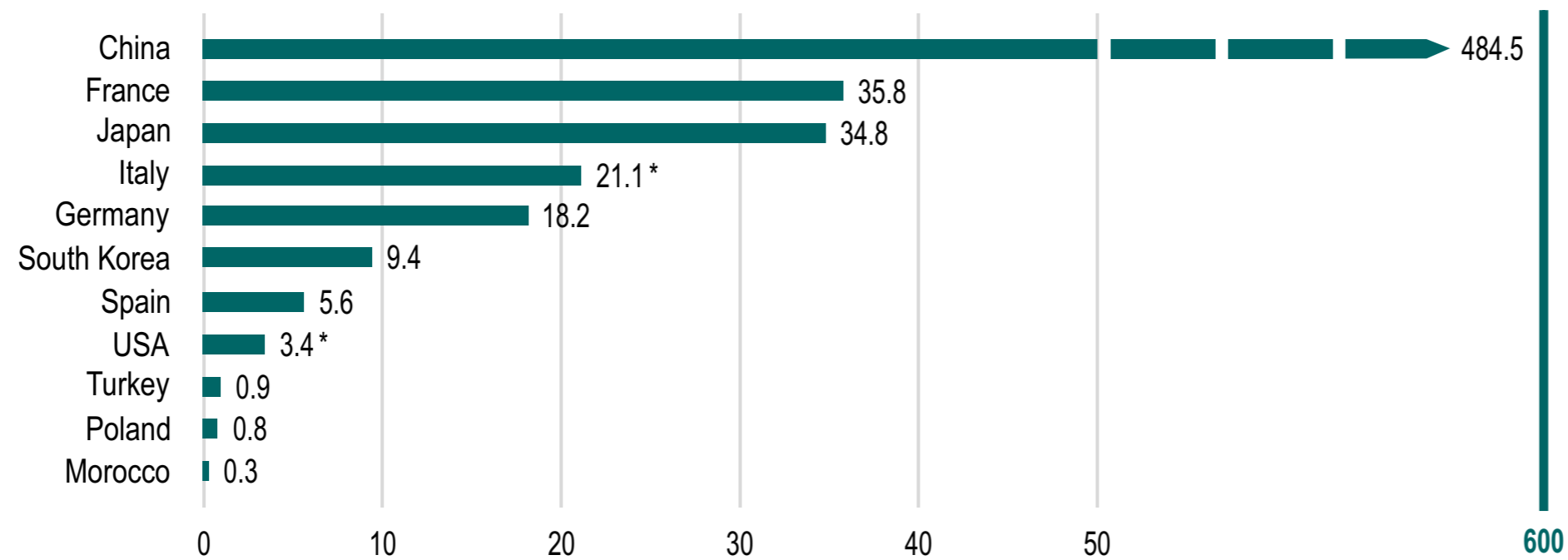
1.1 GLOBAL DATA

Number of passenger (millions) by countries (2020)



Source: compiled by authors based on International Union of Railways, 2022

Number of passenger.kilometre (billions) by countries (2020)



Note: Data with (*) refers to 2019

Source: compiled by authors based on International Union of Railways, 2022

1.2 HIGH-SPEED LINES IN COMMERCIAL OPERATION WORLDWIDE

High-speed lines in Europe (I)

LINE	COUNTRY	MAXIMUM SPEED (km/h)	YEAR	DISTANCE (KILOMETRES)
Rome - Florence (First section)	ITALY	250	1977	122
LN1 LGV Paris Sud-Est	FRANCE	300	1981	425
Rome - Florence (Second section)	ITALY	250	1985	52
Rome - Florence (Third section)	ITALY	250	1986	20
LN2 - LGV Atlantique	FRANCE	300	1989	292
Linz - Wels	AUSTRIA	200	1990	24
Hannover - Würzburg	GERMANY	280	1991	327
Mannheim - Stuttgart	GERMANY	280	1991	99
Rome - Florence (Forth section)	ITALY	250	1992	44
Madrid - Sevilla	SPAIN	270	1992	471
LN4 - LGV Rhone-Alpes	FRANCE	300	1992	122
LN3 - LGV Nord - Europe	FRANCE	300	1994	346
LN3 - LGV Interconnexion EST IDF	FRANCE	300	1994	105
Helsinki - Turku	FINLAND	200	1995	156
Brussels - French border (L1)	BELGIUM	300	1997	72
Hannover - Berlin	GERMANY	250	1998	150
Stockholm - Örebro	SWEDEN	250	1999	187
St. Pölten - Ybbs	AUSTRIA	200	2001	44
Helsinki - Oulu	FINLAND	200	2001	673
Jämsänkoski - Jyväskylä	FINLAND	200	2001	53
LN5 - LGV Méditerranée	FRANCE	300	2001	259
Leuven - Liège (L2)	BELGIUM	300	2002	65
(Cologne) - Siegburg - Frankfurt	GERMANY	300	2002	144
Amstetten - St. Valentin	AUSTRIA	200	2003	37
Cologne - Düren	GERMANY	250	2003	39
Madrid - Lleida	SPAIN	300	2003	467
Zaragoza - Huesca	SPAIN	200	2003	79
Fawkham Junction - Tunnel	UNITED KINGDOM	300	2003	74
(Karlsruhe) - Raststatt Süd - Offenburg - (Basel)	GERMANY	250	2004	44
Hamburg - Berlin	GERMANY	230	2004	286
Mattstetten - Rothrist	SWITZERLAND	200	2004	42
Solothurn - Wanzwil	SWITZERLAND	200	2004	11
(Madrid -) La Sagra - Toledo	SPAIN	220	2005	21
Kinni - Otava	FINLAND	200	2006	44
Kerava - Lahti	FINLAND	220	2006	63

Source: compiled by authors based on International Union of Railways, 2021

1.2 HIGH-SPEED LINES IN COMMERCIAL OPERATION WORLDWIDE

High-speed lines in Europe (II)

LINE	COUNTRY	MAXIMUM SPEED (km/h)	YEAR	DISTANCE (KILOMETRES)
Nuremberg - Ingolstadt	GERMANY	300	2006	89
Turin - Novara	ITALY	300	2006	86
Córdoba - Antequera-Santa Ana	SPAIN	300	2006	111
Lleida - Camp de Tarragona	SPAIN	300	2006	96
Hoofddorp - Rotterdam West	THE NETHERLANDS	300	2006	44
Rotterdam Lombardijen - Belgian border	THE NETHERLANDS	300	2006	46
St. Valentin - Asten-St Florian	AUSTRIA	230	2007	16
LN6 - LGV Est Europe (First phase)	FRANCE	320	2007	335
Madrid - Olmedo - Valladolid	SPAIN	300	2007	178
Antequera Santa Ana - Málaga	SPAIN	300	2007	58
Frutigen - Visp (Lötschberg base tunnel)	SWITZERLAND	250	2007	38
London - Southfleet Junction	UNITED KINGDOM	300	2007	39
Padova - Venice	ITALY	220	2007	25
Milan - Bologna	ITALY	300	2008	182
Naples - Salerno	ITALY	250	2008	29
Camp de Tarragona - Barcelona	SPAIN	300	2008	100
Gothenburg - Lund	SWEDEN	200	2008	283
Liège - German border (L3)	BELGIUM	260	2009	36
Antwerp - Dutch border (L4)	BELGIUM	300	2009	36
Lahti - Luumäki	FINLAND	200	2009	131
Rome - Naples	ITALY	300	2009	205
Novara - Milan	ITALY	300	2009	38
Florence - Bologna	ITALY	300	2009	78
Bypass Madrid	SPAIN	200	2009	5
Santiago - A Coruña	SPAIN	200	2009	61
Nyland - Umeå	SWEDEN	200	2009	180
(Figueres -) Spanish border - Perpignan	FRANCE	300	2010	24
Madrid - Albacete Junction - Valencia	SPAIN	300	2010	362
Albacete Junction - Albacete	SPAIN	300	2010	73
Figueres - French border (- Perpignan)	SPAIN	300	2010	20
Sundsvall - Nyland	SWEDEN	200	2010	30
LN7 LGV Rhin-Rhône Branche Est	FRANCE	320	2011	146
Munich - Augsburg	GERMANY	230	2011	62
Ourense - Santiago	SPAIN	300	2011	85
Vienna Knoten Hadersdorf - St. Pölten	AUSTRIA	230	2012	50

Source: compiled by authors based on International Union of Railways, 2021

1.2 HIGH-SPEED LINES IN COMMERCIAL OPERATION WORLDWIDE

High-speed lines in Europe (III)

LINE	COUNTRY	MAXIMUM SPEED (km/h)	YEAR	DISTANCE (KILOMETRES)
Knoten Radfeld - Knoten Baumkirchen	AUSTRIA	220	2012	36
Wels - Attnang-Puchheim	AUSTRIA	230	2012	30
(Karlsruhe) - Katzenberg tunnel - (Basel)	GERMANY	250	2012	18
Bypass Yeles	SPAIN	200	2012	6
Gothenburg - Korsnäs	SWEDEN	200	2012	180
Barcelona - Figueras	SPAIN	290	2013	131
Albacete - Alicante/Alacant	SPAIN	300	2013	165
Erfurt - Leipzig/Halle	GERMANY	300	2015	123
Grodzisk Mazowiecki - Opoczno	POLAND	200	2015	224
Santiago - Vigo	SPAIN	200	2015	95
Valladolid - León	SPAIN	200	2015	166
Olmedo - Zamora	SPAIN	200	2015	99
Sevilla - Cádiz	SPAIN	200	2015	153
Ybbs - Amstetten	AUSTRIA	230	2016	17
LN6 - LGV Est Europe (Second phase)	FRANCE	320	2016	122
Milan - Brescia	ITALY	250	2016	40
Erstfeld - Biasca (Gothard base tunnel)	SWITZERLAND	200	2016	67
LGV Bretagne Pays de la Loire	FRANCE	320	2017	219
LGV Sud Europe Atlantique (Tours-Bordeaux)	FRANCE	320	2017	340
Ebensfeld - Erfurt	GERMANY	300	2017	107
Nuremberg - Ebensfeld	GERMANY	230	2017	83
Copenhagen - Ringsted	DENMARK	250	2019	56
Valencia - Vandellós	SPAIN	220	2019	219
Antequera-Santa Ana - Granada	SPAIN	250	2019	109
Vandellós - Tarragona	SPAIN	200	2020	47
Giubiasco/S. Ant. - Vezia (Ceneri base tunnel)	SWITZERLAND	250	2020	18
Zamora - Pedralba	SPAIN	300	2020	110
Murcia Junction - Orihuela - Beniel	SPAIN	240	2021	54
Pedralba - Ourense	SPAIN	300	2021	119

Source: compiled by authors based on International Union of Railways, 2021

1.2 HIGH-SPEED LINES IN COMMERCIAL OPERATION WORLDWIDE

High-speed lines in Asia - Pacific (I)

LINE	COUNTRY	MAXIMUM SPEED (km/h)	YEAR	DISTANCE (KILOMETRES)
Tokyo - Shin Osaka (Tokaido)	JAPAN	285	1964	515
Shin Osaka - Okayama (San-yo)	JAPAN	300	1972	161
Okayama - Hakata (San-yo)	JAPAN	300	1975	393
Omiya - Niigata (Joetsu)	JAPAN	240	1982	270
Omiya - Utsunomiya (Tohoku)	JAPAN	275	1982	79
Utsunomiya - Morioka (Tohoku)	JAPAN	320	1982	426
Ueno - Omiya (Tohoku)	JAPAN	130	1985	28
Tokyo - Ueno (Tohoku)	JAPAN	110	1991	4
Fukushima - Yamagata (Yamagata)	JAPAN	130	1992	87
Takasaki - Nagano (Hokuriku)	JAPAN	260	1997	117
Morioka - Akita (Akita)	JAPAN	130	1997	127
Yamagata - Shinjo (Yamagata)	JAPAN	130	1999	62
Morioka - Hachinohe (Tohoku)	JAPAN	260	2002	97
Qinhuangdao - Shenyang North	CHINA	250	2003	405
Shin Yatsuhiro - Kagoshima Chuo (Kyushu)	JAPAN	260	2004	127
Geumcheon-gu (Seoul) - Dongdaegu	SOUTH KOREA	305	2004	268
Taipei - Kaohsiung	CHINA-CHINESE TAIPEI	300	2007	345
Nanjing - Hefei	CHINA	250	2008	148
Beijing South - Tianjin	CHINA	350	2008	118
Qingdao - Jinan	CHINA	200	2009	393
Hefei East - Hankou	CHINA	250	2009	380
Shijiazhuang North - Taiyuan	CHINA	250	2009	227
Ningbo - Cangnan	CHINA	250	2009	351
Wuhan - Guangzhou South	CHINA	350	2009	1,079
Chongqing North - Liangwu	CHINA	200	2009	263
Zhengzhou East - Xi'an North	CHINA	350	2010	553
Hachinohe - Shin Aomori (Tohoku)	JAPAN	260	2010	82
Dongdaegu - Busan	SOUTH KOREA	305	2010	131
Cangnan - Fuzhou	CHINA	250	2010	211
Fuzhou - Xiamen North	CHINA	250	2010	234
Chengdu - Qingchengshan	CHINA	200	2010	65
Shanghai - Nanjing	CHINA	350	2010	323
Jiujiang - Nanchang West	CHINA	250	2010	138
Shanghai Hongqiao - Hangzhou South	CHINA	350	2010	174
Haikou - Sanya	CHINA	250	2010	308

Source: compiled by authors based on International Union of Railways, 2022

1.2 HIGH-SPEED LINES IN COMMERCIAL OPERATION WORLDWIDE

High-speed lines in Asia - Pacific (II)

LINE	COUNTRY	MAXIMUM SPEED (km/h)	YEAR	DISTANCE (KILOMETRES)
Guangzhou South - Zhuhai	CHINA	200	2011	143
Changchun - Jilin	CHINA	250	2011	111
Hakata - Shin Yatsushiro (Kyushu)	JAPAN	260	2011	130
Beijing South - Shanghai Hongqiao	CHINA	350	2011	1,318
Guangzhou South - Futian	CHINA	250	2011	111
Longyan - Zhangzhou	CHINA	200	2012	114
Hankou - Yichang East	CHINA	200	2012	292
Zhengzhou East - Wuhan	CHINA	350	2012	526
Bengbu South - Hefei	CHINA	350	2012	131
Dalian North - Shenyang North	CHINA	350	2012	383
Shenyang North - Harbin West	CHINA	350	2012	546
Taigemu - Baotou	CHINA	200	2012	146
Suining - Chengdu East	CHINA	200	2012	151
Beijing West - Zhengzhou East	CHINA	350	2012	676
Taishansuo (block station) - Liuzhou	CHINA	200	2012	498
Nanjing South - Hangzhou East	CHINA	350	2013	254
Hangzhou South - Ningbo	CHINA	350	2013	157
Panjin North - Yingkou East	CHINA	350	2013	90
Nanchang West - Fuzhou	CHINA	200	2013	547
Yongtai - Putian	CHINA	200	2013	59
Tianjin - Qinhuangdao	CHINA	350	2013	288
Xi'an North - Baoji South	CHINA	350	2013	184
Xiamen North - Shenzhen North	CHINA	250	2013	513
Nanhu East - Xianning South	CHINA	250	2013	76
Liuzhou - Nanning	CHINA	250	2013	223
Qinzhou North - Fangchenggang	CHINA	250	2013	62
Nanning East - Beihai	CHINA	250	2013	197
Pixian West - Pengzhou	CHINA	200	2013	21
Nanning - Guangzhou South	CHINA	250	2014	574
Wuhan - Dayebei	CHINA	250	2014	91
Gedian South - Huanggangdong	CHINA	250	2014	36
Taiyuan South - Xi'an North	CHINA	250	2014	571
Hangzhou South - Changsha South	CHINA	350	2014	911
Changsha South - Xinhuang West	CHINA	350	2014	420
Jiangyou - Chengdu East	CHINA	250	2014	153

Source: compiled by authors based on International Union of Railways, 2022

1.2 HIGH-SPEED LINES IN COMMERCIAL OPERATION WORLDWIDE

High-speed lines in Asia - Pacific (III)

LINE	COUNTRY	MAXIMUM SPEED (km/h)	YEAR	DISTANCE (KILOMETRES)
Chengdu East - Leshan	CHINA	250	2014	135
Leshan - Emeishan	CHINA	250	2014	27
Lanzhou West - Ürümqi South	CHINA	250	2014	1,785
Guizhou East - Guangzhou South	CHINA	250	2014	860
Qingdao - Rongcheng	CHINA	250	2014	301
Zhengzhou East - Songchenglu	CHINA	200	2014	50
Ximotang - Yantai	CHINA	250	2015	19
Nanyangzhai - Jiaozuo	CHINA	200	2015	70
Xinhuang West - Guiyang North	CHINA	350	2015	286
Hefeibeicheng - Fuzhou	CHINA	350	2015	850
Harbin North - Qiqihar South	CHINA	250	2015	269
Shenyang South - Dandong	CHINA	250	2015	207
Osong - Gwangju	SOUTH KOREA	305	2015	184
Tianjin - Yujiapu	CHINA	350	2015	43
Jilin - Huichun	CHINA	250	2015	361
Nanjing East - Anqing	CHINA	250	2015	257
Nagano - Kanazawa (Hokuriku)	JAPAN	260	2015	228
Nanning - Yangxu	CHINA	250	2015	257
Dandong - Dalian North	CHINA	200	2015	293
Chengdu East - Shapingba (block station)	CHINA	250	2015	300
Tangyasuo (block station) - Wenzhou South	CHINA	200	2015	190
Ganxian - Longyan	CHINA	200	2015	248
Tianjin West - Bazhou West	CHINA	250	2015	73
Bazhou West - Xushui	CHINA	200	2015	65
Hainan West Circle (Haikou-Sanya)	CHINA	200	2015	345
Zhengzhou East - Xinzheng Airport	CHINA	200	2015	27
Taipei - Nangang	CHINA-CHINESE TAIPEI	130	2016	9
Foshan West - Zhaoqing	CHINA	200	2016	81
Changping East - Xiaojinkou	CHINA	200	2016	53
Suseo - Pyoengtaek	SOUTH KOREA	305	2016	61
Zhengzhou - Xuzhou	CHINA	350	2016	362
Chongqing North - Wanzhou North	CHINA	250	2016	246
Shin Aomori - Shin Hakodate (Hokkaido)	JAPAN	260	2016	149
Hankou - Xiaogan East	CHINA	200	2016	61
Changsha - Zhuzhou - Xiangtan	CHINA	200	2016	82

Source: compiled by authors based on International Union of Railways, 2022

1.2 HIGH-SPEED LINES IN COMMERCIAL OPERATION WORLDWIDE

High-speed lines in Asia - Pacific (IV)

LINE	COUNTRY	MAXIMUM SPEED (km/h)	YEAR	DISTANCE (KILOMETRES)
Guiyang North - Kunming	CHINA	250	2016	463
Yangxu - Baise	CHINA	250	2016	452
Daye North - Yangxin	CHINA	250	2017	37
Baoji South - Lanzhou West	CHINA	250	2017	353
Wulanchabu - Hohhot East	CHINA	250	2017	128
Yangxin - K23 block station	CHINA	250	2017	82
Xi'an North - Jinangyou	CHINA	250	2017	505
Huaibei North - Xiaoxian North	CHINA	250	2017	25
Seoul - Gangneung	SOUTH KOREA	250	2017	230
Shijiazhuang - Jinan East	CHINA	250	2017	308
Quzhou - Jiujiang	CHINA	200	2017	334
Dongguan - Changping East	CHINA	200	2017	48
Changsha West - Changsha	CHINA	200	2017	22
Chongqing West - Guiyang	CHINA	200	2018	380
Jiangmen - Zhanjiang West	CHINA	200	2018	355
Harbin - Jiamusi	CHINA	200	2018	343
Yuanping West - Taiyuan South	CHINA	200	2018	111
Guangtong North - Dali	CHINA	200	2018	175
Xinhui - Jiangmen	CHINA	200	2018	3
Futian - Hong Kong (boundary)	CHINA	200	2018	4
Harbin - Harbin North	CHINA	200	2018	13
Hangzhou South - Huangshan North	CHINA	250	2018	272
Harbin - Mudanjiang	CHINA	250	2018	300
Qingdao North - Ganyu North	CHINA	200	2018	197
Ganyu North - Weiyang (block station)	CHINA	200	2018	234
Huaihua South - Hengyang East	CHINA	200	2018	319
Xiantang - Yanjialong	CHINA	200	2018	5
Changtang (block station) - Hengyang North	CHINA	200	2018	5
Changtang (block station) - Chashan'ao	CHINA	200	2018	5
Qihe - Jinan West	CHINA	200	2018	21
Dazhengzhuang (b.s.) - Damoliu (b.s.)	CHINA	200	2018	3
Jinan East - Wulitang (block station)	CHINA	200	2018	21
Jinan East - Qingdao	CHINA	350	2018	305
Tongren - Dazongping	CHINA	200	2018	46
Chengdu West - Chaoyang Lake	CHINA	200	2018	100

Source: compiled by authors based on International Union of Railways, 2022

1.2 HIGH-SPEED LINES IN COMMERCIAL OPERATION WORLDWIDE

High-speed lines in Asia - Pacific (V)

LINE	COUNTRY	MAXIMUM SPEED (km/h)	YEAR	DISTANCE (KILOMETRES)
Nanping North - Longyan	CHINA	200	2018	247
Houling (b.s.) - Hongxing (b.s.)	CHINA	200	2018	8
Huyi (block station) - Aibei (block station)	CHINA	200	2018	2
Chengde South - Pingquan North	CHINA	350	2018	67
Pingquan North - Shenyang	CHINA	350	2018	434
Qiandingxiang W. (b.s.) - Houdingxiang E. (b.s.)	CHINA	200	2018	2
Houdingxiang E. (b.s.) - Qiandingxiang W. (b.s.)	CHINA	200	2018	2
Tongliao - Xinmin North	CHINA	250	2018	197
Yaojiawopu (b.s.) - Tianjiawopu (b.s.)	CHINA	200	2018	6
Tuancun (block station) - Daguhe (block station)	CHINA	350	2018	4
Leshan - Yibin West	CHINA	350	2019	145
Liyang - Daxing Airport	CHINA	200	2019	32
Meizhou West - Chaoshan	CHINA	200	2019	120
Rizhao West - Dawangzhuang (b. s.)	CHINA	350	2019	226
Qufu East - Dawangzhuang (b. s.)	CHINA	200	2019	10
Qufu East - Nanxiasong (b. s.)	CHINA	200	2019	4
Xiaogan East - Yunmeng East	CHINA	250	2019	21
Yunmeng East - Shiyang East	CHINA	350	2019	377
Shangqiu - Hefei North City	CHINA	350	2019	378
Zhengzhou East - Xiangyang East	CHINA	350	2019	389
Zhengzhou South - Fuyang West	CHINA	350	2019	280
Yinchuan - Zhongwei South	CHINA	250	2019	207
Xintang South - Shenzhen Airport	CHINA	140	2019	73
Xintang South - Xintang	CHINA	140	2019	3
Xuzhou East (Lanxu Yard) - Yancheng (Yanxu Y.)	CHINA	250	2019	313
Dongji - Huai'an East	CHINA	250	2019	105
Yibin West - Guiyang East	CHINA	250	2019	368
Jianpo (block station) - Guiyang North	CHINA	250	2019	9
Hejia (block station) - Ganzhou West	CHINA	350	2019	385
Henggang - Hejia (block station)	CHINA	200	2019	11
Dongcun (block station) - Pushu (block station)	CHINA	200	2019	5
Fanjia (block station) - Nanjie (block station)	CHINA	200	2019	2
Ganxian North - Pingjiang (block station)	CHINA	200	2019	3
Qianjiang - Changde	CHINA	200	2019	333
Beijing North - Zhangjiakou	CHINA	350	2019	174

Source: compiled by authors based on International Union of Railways, 2022

1.2 HIGH-SPEED LINES IN COMMERCIAL OPERATION WORLDWIDE

High-speed lines in Asia - Pacific (VI)

LINE	COUNTRY	MAXIMUM SPEED (km/h)	YEAR	DISTANCE (KILOMETRES)
Zhangjiakou - Wulanchabu	CHINA	350	2019	159
Xiahuayuan - Taizicheng (Chongli Railway)	CHINA	250	2019	52
Huai'an - Datong South	CHINA	250	2019	134
Kazuo - Chifeng	CHINA	250	2020	156
Sunjiagou (b.s.) - Zhengzhangzi (b.s.)	CHINA	200	2020	5
Feidong - Huzhou	CHINA	350	2020	309
Zhaodian - Huangdu	CHINA	200	2020	143
Pingdong (b.s.) - Nantong West	CHINA	200	2020	5
Anshun West - Shuicheng	CHINA	250	2020	120
Guangzhou North - Qingyuan	CHINA	200	2020	38
Weifang - Laixi	CHINA	350	2020	124
Langjiazhuang (b.s.) - Pangjiatun (b.s.)	CHINA	200	2020	3
Huai'an West - Dantu	CHINA	250	2020	199
Shaobo (b.s.) - Dujiang	CHINA	200	2020	4
Shaobo (b.s.) - Tai'anzen	CHINA	200	2020	5
Hengshan (b.s.) - Zhenjiang	CHINA	200	2020	12
Nayangzhai - Changfengjie (b.s.)	CHINA	250	2020	362
Feixi Jinggang - Shuangling (b.s.)	CHINA	350	2020	134
Shuangling (b.s.) - Longshan (b.s.)	CHINA	200	2020	4
Longshan (b.s.) - Anqing	CHINA	200	2020	22
Fuzhou - Pingtan	CHINA	200	2020	88
Xi'an North - Wuzhong	CHINA	250	2020	545
Huwang (b.s.) - Liquan South	CHINA	200	2020	6
Daxing Airport - Xiong'an	CHINA	350	2020	59
Yancheng - Chjenqiao (b.s.)	CHINA	350	2020	158
Guodaocun (b.s.) - Feixi Jinggang	CHINA	200	2020	6
Jixianlu (b.s.) -	CHINA	200	2020	10
Dafu - Xiantao	CHINA	200	2020	17
Beijing - Chengde South	CHINA	350	2021	192
Xuzhou East - Houmazhuang	CHINA	350	2021	185
Shenxu (b.s.) - Lianyungang	CHINA	200	2021	5
Neijiang North - Luzhou	CHINA	250	2021	129
Chaoyang - Linghai South	CHINA	350	2021	107
Zhangjiajie West - Huaihua South	CHINA	350	2021	247
Zhangjiajie West - Shadi (b.s.)	CHINA	200	2021	3

Source: compiled by authors based on International Union of Railways, 2022

1.2 HIGH-SPEED LINES IN COMMERCIAL OPERATION WORLDWIDE

High-speed lines in Asia - Pacific (VII)

LINE	COUNTRY	MAXIMUM SPEED (km/h)	YEAR	DISTANCE (KILOMETRES)
Longxingcun (b.s.) - Huaihua South	CHINA	200	2021	4
Mudanjiang - Jiamusi	CHINA	250	2021	372
Changbaishan - Dunhua South	CHINA	250	2021	99
Dunhua - Dunhua South	CHINA	200	2021	12
Hejia (b.s.) - Yangtaishan (b.s.)	CHINA	350	2021	431
Shuangling (b.s.) - Lushan	CHINA	350	2021	176
Tangxia (b.s.) - Dongguan South	CHINA	200	2021	3
Dongguan South - Tangxia (b.s.)	CHINA	200	2021	2
Yangtaishan (b.s.) - Shenzhen North	CHINA	200	2021	8
Anqing West - Longshan (b.s.)	CHINA	200	2021	7
Dawang. (b.s.) (-Qufu) - Zhuangzhai (Cao County)	CHINA	350	2021	199
Anqing West - Longshan (b.s.)	CHINA	200	2021	5

High-speed lines in Africa

LINE	COUNTRY	MAXIMUM SPEED (km/h)	YEAR	DISTANCE (KILOMETRES)
Tanger - Kenitra	MOROCCO	320	2018	186

High-speed lines in North America

LINE	COUNTRY	MAXIMUM SPEED (km/h)	YEAR	DISTANCE (KILOMETRES)
NE Corridor (Boston - New York - Washington)	USA	240	2000	735

High-speed lines in Middle East

LINE	COUNTRY	MAXIMUM SPEED (km/h)	YEAR	DISTANCE (KILOMETRES)
Ankara - Eskisehir	TURKEY	250	2009	245
(Ankara) Polatli - Konya	TURKEY	250	2011	212
Eskisehir - İzmit - Pendik (Istanbul)	TURKEY	250	2014	257
Kayseri North Passage	TURKEY	160	2016	23
Medina - Jeddah - Mecca	SAUDI ARABIA	300	2018	449
Balıçeyh (Kırıkkale) - Sivas	TURKEY	300	2021	315

Source: compiled by authors based on International Union of Railways, 2021



INTERNATIONAL UNION
OF RAILWAYS

1. GLOBAL HIGH - SPEED DATA

2. EUROPE

3. ASIA - PACIFIC

4. AFRICA

5. NORTH AMERICA

6. MIDDLE EAST

7. LATIN AMERICA

INDEX OF COUNTRIES

2.1 HIGH-SPEED RAIL NETWORK



AUSTRIA
SWITZERLAND

High-speed lines in commercial operation in Austria

LINE	MAXIMUM SPEED (km/h)	YEAR	DISTANCE (KILOMETRES)
Linz - Wels	200	1990	24
St. Pölten - Ybbs	200	2001	44
Amstetten - St. Valentin	200	2003	37
St. Valentin - Asten-St. Florian	230	2007	16
Vienna Knot Hadersdorf - St. Pölten	230	2012	50
Radfeld Knot - Baumkirchen Knot	220	2012	36
Wels - Attnang-Puchheim	230	2012	30
Ybbs - Amstetten	230	2016	17
			Total km = 254

High-speed lines under construction in Austria

LINE	MAXIMUM SPEED (km/h)	YEAR	DISTANCE (KILOMETRES)
Vienna Stadlau - Slovakian border	200	2022	38
Vienna Inzersdorf Ort - Wr. Neustadt	200	2023	47
Graz - Klagenfurt	250	2025	122
Gloggnitz - Müzzuschlag	230	2026	28
Volders-Baumkirchen - Italian border	250	2027	46
			Total km = 281

High-speed lines planned in Austria

LINE	MAXIMUM SPEED (km/h)	YEAR	DISTANCE (KILOMETRES)
Linz - Wels	230	2026	24
Gänserndorf - Czech border	200	2028	47
			Total km = 71

High-speed lines in commercial operation in Switzerland

LINE	MAXIMUM SPEED (km/h)	YEAR	DISTANCE (KILOMETRES)
Mattstetten - Rothrist	200	2004	41.7
Solothurn - Wanzwil	200	2004	10.6
Frutigen - Visp (Lötschberg base tunnel)	200	2007	38.4
Erstfeld - Biasca (Gotthard base tunnel)	200	2016	67.1
Giubiasco/S. Antonino - Vezia (Ceneri base tunnel)	200	2020	18.1
			Total km = 176

Source: compiled by authors based on International Union of Railways, 2021

2.1 HIGH-SPEED RAIL NETWORK

High-speed lines in Austria and Switzerland



Source: compiled by authors based on International Union of Railways, 2021

2.1 HIGH-SPEED RAIL NETWORK



BELGIUM THE NETHERLANDS

High-speed lines in commercial operation in Belgium

LINE	MAXIMUM SPEED (km/h)	YEAR	DISTANCE (KILOMETRES)
Brussels - French border	300	1997	72
Leuven - Liège	300	2002	65
Liège - German border	260	2009	36
Antwerp - Dutch border	300	2009	36
			Total km = 209

High-speed lines in commercial operation in The Netherlands

LINE	MAXIMUM SPEED (km/h)	YEAR	DISTANCE (KILOMETRES)
Hoofddorp - Rotterdam West	300	2006	44.3
Rotterdam Lombardijen - Belgian border	300	2006	45.4
			Total km = 90

Source: compiled by authors based on International Union of Railways, 2021

2.1 HIGH-SPEED RAIL NETWORK

High-speed lines in Belgium and The Netherlands



Source: compiled by authors based on International Union of Railways, 2021

2.1 HIGH-SPEED RAIL NETWORK



CZECH REPUBLIC

High-speed lines planned in Czech Republic

LINE	MAXIMUM SPEED (km/h)	YEAR	DISTANCE (KILOMETRES)
Plzeň - Domažlice - German border	200	2027	58
Prague - Poříčany (- Brno)	320	2028	22
Prague - Poříčany (- Hradec Králové)	320	2028	29
Šakvice - Břeclav - (A / SK border)	200	2028	23
Přerov - Ostrava	320	2029	73
Modřice - Šakvice	320	2029	35
Brno - Přerov	200	2030	80
Prague - Litoměřice	320	2030	58
Poříčany - Světlá nad Sázavou	320	2031	71
Velká Bíteš - Brno	320	2031	32
Světlá nad Sázavou - Velká Bíteš	320	2034	81
Prague - Beroun	200	2043	25
Litoměřice - Ústí nad Labem	250	2045	23
Hradec Králové - Trutnov - Polish border	250	2050	69
Brno - Přerov	320	2050	74
Šakvice - Břeclav	320	2050	23
Ústí nad Labem - Dresden	200	-	56
			Total km = 832

High-speed lines with long-term planning in Czech Republic

LINE	MAXIMUM SPEED (km/h)	YEAR	DISTANCE (KILOMETRES)
Poříčany - Hradec Králové	320	2040	67
Odb. Veltrusy - Most	250	2040	85
Ostrava - Bohumín - Polish border	200	-	21
			Total km = 173

Source: compiled by authors based on International Union of Railways, 2021

2.1 HIGH-SPEED RAIL NETWORK

High-speed lines planned and long-term planning in Czech Republic



Note:

Beroun-Plzeň is not a high-speed line but a modernization of existing line up to 160 km/h

Source: compiled by authors based on International Union of Railways, 2021

2.1 HIGH-SPEED RAIL NETWORK



DENMARK
ESTONIA
FINLAND
LATVIA
LITHUANIA
NORWAY
SWEDEN

High-speed lines in commercial operation in Denmark

LINE	MAXIMUM SPEED (km/h)	YEAR	DISTANCE (KILOMETRES)
Copenhagen - Ringsted	250	2019	56
			Total km = 56

High-speed lines planned in Estonia

LINE	MAXIMUM SPEED (km/h)	YEAR	DISTANCE (KILOMETRES)
Tallinn - Latvian border	249	2026	213
			Total km = 213

High-speed lines in commercial operation in Finland

LINE	MAXIMUM SPEED (km/h)	YEAR	DISTANCE (KILOMETRES)
Helsinki - Turku	200	1995	156
Helsinki - Oulu	200	2001	673
Jämsänkoski - Jyväskylä	200	2001	53
Kinni - Otava	200	2006	44
Kerava - Lahti	220	2006	63
Lahti - Luumäki	200	2009	131
			Total km = 1,120

High-speed lines planned in Finland

LINE	MAXIMUM SPEED (km/h)	YEAR	DISTANCE (KILOMETRES)
Helsinki - Porvoo - Kouvola - Vainikkala	-	2030	238
Helsinki - Turku	300	2031	156
			Total km = 394

Source: compiled by authors based on International Union of Railways, 2021

2.1 HIGH-SPEED RAIL NETWORK

High-speed lines planned in Latvia

LINE	MAXIMUM SPEED (km/h)	YEAR	DISTANCE (KILOMETRES)
Estonian border - Lithuanian border	249	2026	265
			Total km = 265

High-speed lines planned in Lithuania

LINE	MAXIMUM SPEED (km/h)	YEAR	DISTANCE (KILOMETRES)
Latvian border - Polish Border	249	2026	252
Kaunas - Vilnius	249	2026	140
			Total km = 392

High-speed lines with long-term planning in Norway

LINE	MAXIMUM SPEED (km/h)	YEAR	DISTANCE (KILOMETRES)
Sandbukta - Fredrikstad	250	-	34
Gardermoen - Hamar	250	-	74
Drammen - Tønsberg	250	-	60
Fredrikstad - Halden	250	-	39
Hamar - Lillehammer	250	-	54
Tønsberg - Skien	250	-	72
			Total km = 333

Source: compiled by authors based on International Union of Railways, 2021

2.1 HIGH-SPEED RAIL NETWORK

High-speed lines in commercial operation in Sweden

LINE	MAXIMUM SPEED (km/h)	YEAR	DISTANCE (KILOMETRES)
Stockholm - Örebro	200	1999	187
Gothenburg - Lund	200	2008	283
Nyland - Umeå	200	2009	180
Sundsvall - Nyland	200	2010	30
Gothenburg - Kornsjo	200	2012	180
			Total km = 860

High-speed lines under construction in Sweden

LINE	MAXIMUM SPEED (km/h)	YEAR	DISTANCE (KILOMETRES)
Umeå - Dävå	250	2024	12
Lund - Arlöv	200	2024	11
Varberg - Hamra (Varbergstunnel)	200	2025	7
Ängelholm - Maria	200	2025	24
Järna - Linköping	250	2035	160
			Total km = 214

High-speed lines planned in Sweden

LINE	MAXIMUM SPEED (km/h)	YEAR	DISTANCE (KILOMETRES)
Dingersjö - Sundsvall	250	2028	14
Myrbacken - Uppsala	200	2029	30
Gävle - Kringlan	200	2032	40
Dävå - Skelefteå	250	2033	120
Gothenburg - Borås (New HSL line)	250	2035	60
Hässleholm - Lund (New HSL line)	320	2035	70
Maria - Helsingborg	200	2035	4
			Total km = 338

Source: compiled by authors based on International Union of Railways, 2021

2.1 HIGH-SPEED RAIL NETWORK

High-speed lines in Denmark, Estonia, Finland, Latvia, Lithuania, Norway and Sweden



Source: compiled by authors based on International Union of Railways, 2021

2.1 HIGH-SPEED RAIL NETWORK



FRANCE

High-speed lines in commercial operation in France

LINE	MAXIMUM SPEED (km/h)	YEAR	DISTANCE (KILOMETRES)
LGV Paris Sud-Est	300	1981 / 1983	425
LGV Atlantique	300	1989 / 1990	292
LGV Rhône - Alpes (rail bypass of Lyon)	300	1992 / 1994	122
LGV Nord (inc. London - Brussels link)	300	1994 / 1996	346
LGV Interconnexion Est IDF	300	1994 / 1996	105
LGV Méditerranée	300	2001	259
LGV Est Europe (first phase)	320	2007	335
Perpignan - Spanish border (Figueras)	300	2010	24
LGV Rhin-Rhône Branche Est (first phase)	320	2011	146
LGV Est Europe (second phase)	320	2016	122
LGV Bretagne Pays de la Loire (BPL)	320	2017	219
LGV Tours - Bordeaux (SEA)	320	2017	340
			Total km = 2,735

High-speed lines under study in France

LINE	MAXIMUM SPEED (km/h)	YEAR	DISTANCE (KILOMETRES)
Modernisation of HSL Paris-Lyon and Lyon bypass	300	2025	483
Paris - Normandie (LNPN) (first phase)	250	-	59
LGV Bordeaux - Toulouse / Dax (GPSO)	320	-	327
Interconnexion des LGV au sud de l'IDF	320	-	31
Paris - Orléans - Clermont-F. - Lyon (POCL)	320	-	540
Montpellier - Perpignan (LNMP)	320	-	155
Ligne nouvelle Rennes-Redon	300	-	80
LGV Rhin-Rhône Branche Est (second phase)	320	-	50
			Total km = 1,725

Source: compiled by authors based on International Union of Railways, 2021

2.1 HIGH-SPEED RAIL NETWORK

High-speed lines in France



Source: compiled by authors based on International Union of Railways, 2021

Note:

This map includes the Channel Tunnel that connects the English and French high-speed lines (length 50.5 km)

2.1 HIGH-SPEED RAIL NETWORK



GERMANY

High-speed lines in commercial operation in Germany

LINE	MAXIMUM SPEED (km/h)	YEAR	DISTANCE (KILOMETRES)
Hannover - Würzburg	280	1991	327
Mannheim - Stuttgart	280	1991	99
(Hannover) - Oebisfelde - Berlin	250	1998	150
(Cologne) - Siegburg - Frankfurt	300	2002	144
Cologne - Düren	250	2003	39
Hamburg - Berlin	230	2004	286
(Karlsruhe) - Rastatt Süd - Offenburg - (Basel)	250	2004	44
Nuremberg - Ingolstadt	300	2006	89
Munich - Augsburg	230	2011	62
(Karlsruhe) - Katzenberg Tunnel - (Basel)	250	2012	18
Erfurt - Leipzig/Halle	300	2015	123
Ebensfeld - Erfurt	300	2017	107
Nuremberg - Ebensfeld	230	2017	83
			Total km = 1,571

High-speed lines under construction in Germany

LINE	MAXIMUM SPEED (km/h)	YEAR	DISTANCE (KILOMETRES)
Wendlingen - Ulm	250	2022	60
Stuttgart - Wendlingen	250	2024	25
Karlsruhe - Rastatt - (Basel)	250	2024	17
Buggingen - Katzenberg tunnel - (Basel)	250	2025	32
(Karlsruhe) - Katzenberg tunnel - Basel	250	2025	13
			Total km = 147

High-speed lines planned in Germany

LINE	MAXIMUM SPEED (km/h)	YEAR	DISTANCE (KILOMETRES)
(Karlsruhe) - Riegel - Buggingen - (Basel)	200	2031	41
(Karlsruhe) - Offenburg - Riegel - (Basel)	250	2035	40
			Total km = 81

High-speed lines with long-term planning in Germany

LINE	MAXIMUM SPEED (km/h)	YEAR	DISTANCE (KILOMETRES)
Frankfurt - Mannheim	300	-	84
(Frankfurt -) Hanau - Fulda/Würzburg	300	-	126
			Total km = 210

Source: compiled by authors based on International Union of Railways, 2021

2.1 HIGH-SPEED RAIL NETWORK

High-speed lines in Germany



Source: compiled by authors based on International Union of Railways, 2021

2.1 HIGH-SPEED RAIL NETWORK



**HUNGARY
SERBIA**

High-speed lines planned in Hungary

LINE	MAXIMUM SPEED (km/h)	YEAR	DISTANCE (KILOMETRES)
Budapest - Serbian border	200	-	166
			Total km = 166

High-speed lines under construction in Serbia

LINE	MAXIMUM SPEED (km/h)	YEAR	DISTANCE (KILOMETRES)
Belgrade - Stara Pazova - Novi Sad	200	-	75
			Total km = 75

High-speed lines planned in Serbia

LINE	MAXIMUM SPEED (km/h)	YEAR	DISTANCE (KILOMETRES)
Belgrade - Niš	200	2023	204
Novi Sad - Subotica - Hungarian border	200	-	109
			Total km = 313

Source: compiled by authors based on International Union of Railways, 2021

2.1 HIGH-SPEED RAIL NETWORK

High-speed lines in Hungary and Serbia



Source: compiled by authors based on International Union of Railways, 2021

2.1 HIGH-SPEED RAIL NETWORK



ITALY

High-speed lines in commercial operation in Italy

LINE	MAXIMUM SPEED (km/h)	YEAR	DISTANCE (KILOMETRES)
Rome - Florence (First section)	250	1977	122
Rome - Florence (Second section)	250	1985	52
Rome - Florence (Third section)	250	1986	20
Rome - Florence (Forth section)	250	1992	44
Turin - Novara	300	2006	86
Padova - Venice	220	2007	25
Milan - Bologna	300	2008	182
Naples - Salerno	250	2008	29
Rome - Naples	300	2009	205
Novara - Milan	300	2009	38
Florence - Bologna	300	2009	78
Milan (Treviglio) - Brescia	300	2016	40
			Total km = 921

High-speed lines under construction in Italy

LINE	MAXIMUM SPEED (km/h)	YEAR	DISTANCE (KILOMETRES)
Genoa - Milan (Tortona)	250	2022	53
Brescia - Verona	300	-	45
Naples - Bari	200	-	150
Verona - Padova	250	-	79
			Total km = 327

Source: compiled by authors based on International Union of Railways, 2021

2.1 HIGH-SPEED RAIL NETWORK

High-speed lines in Italy



Source: compiled by authors based on International Union of Railways, 2021

2.1 HIGH-SPEED RAIL NETWORK



POLAND

High-speed lines in commercial operation in Poland

LINE	MAXIMUM SPEED (km/h)	YEAR	DISTANCE (KILOMETRES)
Grodzisk Mazowiecki - Zawiercie	200	2015	224
			Total km = 224

High-speed lines planned in Poland

LINE	MAXIMUM SPEED (km/h)	YEAR	DISTANCE (KILOMETRES)
Warsaw - Poznan / Wrocław	350	2030	448
Warsaw - Białystok - Elk	200	2030	277
Elk - Lithuanian border (Rail Baltica)	250	2030	80
			Total km = 805

High-speed lines with long-term planning in Poland

LINE	MAXIMUM SPEED (km/h)	YEAR	DISTANCE (KILOMETRES)
Knapówka - Katowice / Kraków	300	>2030	138
Wrocław - Czech border	350	>2030	148
Poznan - German border	350	>2030	171
Katowice - Czech border	300	>2030	61
Warsaw - Toruń - Gdańsk	350	>2030	357
			Total km = 875

Source: compiled by authors based on International Union of Railways, 2021

2.1 HIGH-SPEED RAIL NETWORK

High-speed lines in Poland



Source: compiled by authors based on International Union of Railways, 2021

2.1 HIGH-SPEED RAIL NETWORK



**PORTUGAL
SPAIN**

High-speed lines under construction in Portugal

LINE	MAXIMUM SPEED (km/h)	YEAR	DISTANCE (KILOMETRES)
Évora - Caia	250	2023	80
			Total km = 80

High-speed lines planned in Portugal

LINE	MAXIMUM SPEED (km/h)	YEAR	DISTANCE (KILOMETRES)
Lisbon - Porto	300	-	306
Porto - Valença	250	-	112
			Total km = 418

Source: compiled by authors based on International Union of Railways, 2021

High-speed lines in commercial operation in Spain

LINE	MAXIMUM SPEED (km/h)	YEAR	DISTANCE (KILOMETRES)
Madrid - Sevilla	270	1992	471
Madrid - Lleida	300	2003	467
Zaragoza - Huesca	200	2003	79
(Madrid -) La Sagra - Toledo	220	2005	21
Córdoba - Antequera-Santa Ana	300	2006	111
Lleida - Camp de Tarragona	300	2006	96
Madrid - Segovia - Olmedo - Valladolid	300	2007	178
Antequera-Santa Ana - Málaga	300	2007	58
Camp de Tarragona - Barcelona	300	2008	100
By pass Madrid	200	2009	5
Santiago - A Coruña	250	2009	61
(Madrid -) Torrejón de Velasco - Valencia	300	2010	362
Albacete Junction - Albacete	300	2010	73
Figueres - French border (- Perpignan)	300	2010	20
Ourense - Santiago	300	2011	85
By pass Yeles	200	2012	6
Barcelona - Figueres	300	2013	131
Albacete - Alicante/Alacant	300	2013	165
Santiago - Vigo	200	2015	95
Sevilla - Cádiz	250	2015	153
Valladolid - León	300	2015	166
Olmedo - Zamora	300	2015	99
Valencia - Vandellós	220	2019	219
Antequera-Santa Ana - Granada	250	2019	109
Vandellós - Tarragona	200	2020	47
Zamora - Pedralba	300	2020	110
Murcia Junction - Orihuela - Beniel	240	2021	54
Pedralba - Ourense	300	2021	119
			Total km = 3,661

Source: compiled by authors based on International Union of Railways and Spanish Ministry of Transport, 2022

2.1 HIGH-SPEED RAIL NETWORK

High-speed lines under construction in Spain

LINE	MAXIMUM SPEED (km/h)	YEAR	DISTANCE (KILOMETRES)
Beniel - Murcia	300	2022	15
Venta de Baños - Burgos	300	2022	91
León - Pola de Lena (Pajares New pass)	250	2022	76
Navalmoral - Plasencia - Badajoz	300	2022	246
Vitoria Gasteiz - Bilbao / San Sebastián	250	2028	175
Murcia - Almería	300	-	188
Castejón - Pamplona	300	-	75
La Encina - Valencia	300	-	107
Palencia - Alar del Rey	300	-	82
			Total km = 1,055

High-speed lines planned in Spain

LINE	MAXIMUM SPEED (km/h)	YEAR	DISTANCE (KILOMETRES)
Burgos - Vitoria	300	-	110
Madrid - Navalmoral	300	-	223
Alar del Rey - Reinosa	300	-	44
Zaragoza - Castejón	250	-	82
Ourense - Vigo (vía Cerdedo)	250	-	60
Sevilla - Huelva	300	-	102
Teruel - Zaragoza	250	-	166
Castejón - Logroño	220	-	76
			Total km = 863

Source: compiled by authors based on International Union of Railways and Spanish Ministry of Transport, 2022

2.1 HIGH-SPEED RAIL NETWORK

High-speed lines in Portugal and Spain



Note: Chamartín-Atocha new tunnel (8.2 km length and 100 km/h maximum speed) is expected to open in 2022
 Source: compiled by authors based on International Union of Railways and Spanish Ministry of Transport, 2022

2.1 HIGH-SPEED RAIL NETWORK



RUSSIA

High-speed lines under construction in Russia

LINE	MAXIMUM SPEED (km/h)	YEAR	DISTANCE (KILOMETRES)
Moscow - St. Petersburg	350	2026	659
			Total km = 659

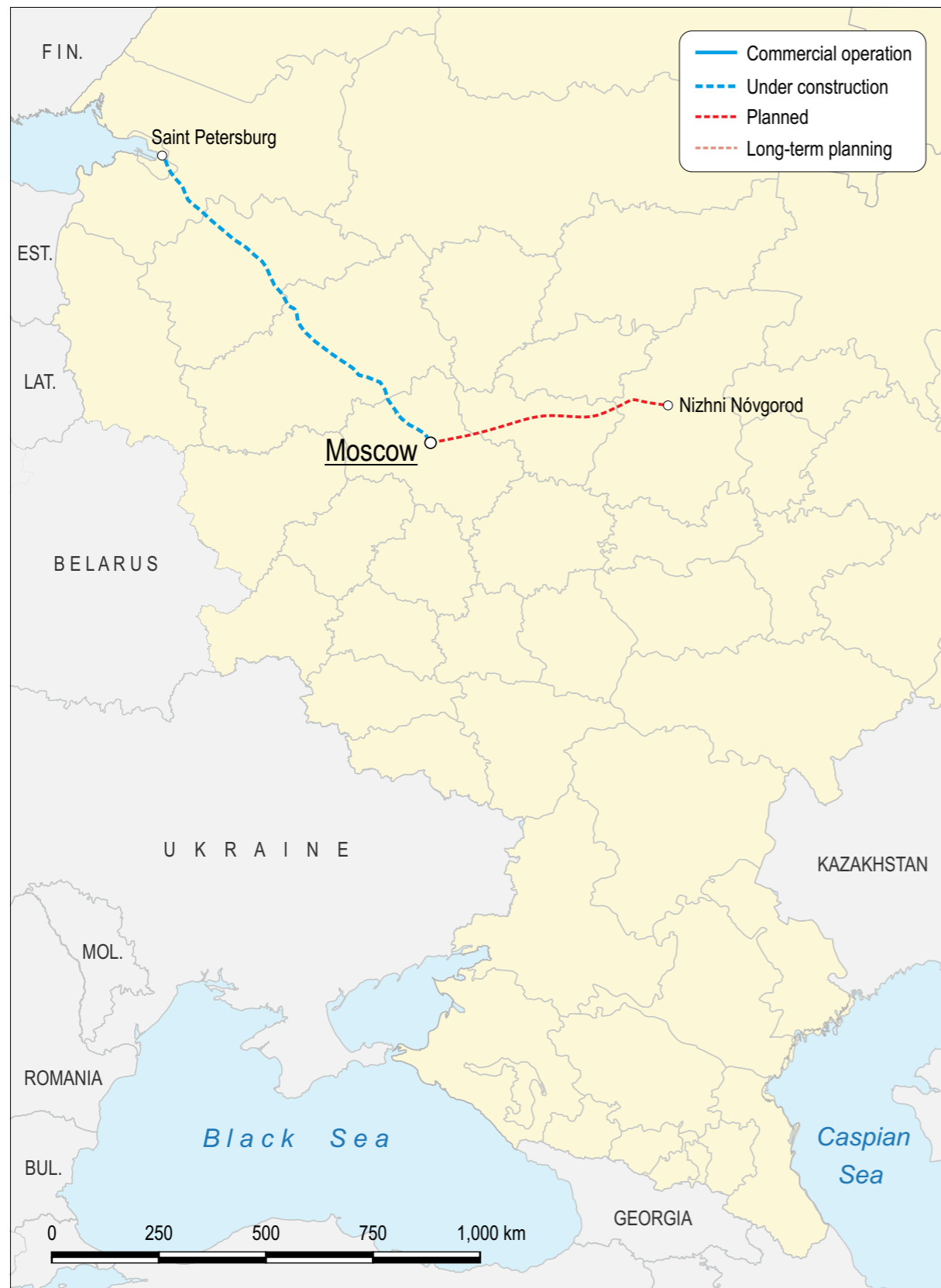
High-speed lines planned in Russia

LINE	MAXIMUM SPEED (km/h)	YEAR	DISTANCE (KILOMETRES)
Moscow - Nizhni Novgorod	350	2024	421
			Total km = 421

Source: compiled by authors based on International Union of Railways, 2021

2.1 HIGH-SPEED RAIL NETWORK

High-speed lines in Russia



Source: compiled by authors based on International Union of Railways, 2021

2.1 HIGH-SPEED RAIL NETWORK



UNITED KINGDOM

High-speed lines in commercial operation in the United Kingdom

LINE	MAXIMUM SPEED (km/h)	YEAR	DISTANCE (KILOMETRES)
Fawkham Junction - Channel Tunnel	300	2003	74
London - Southfleet Junction	230	2007	39
			Total km = 113

High-speed lines under construction in the United Kingdom

LINE	MAXIMUM SPEED (km/h)	YEAR	DISTANCE (KILOMETRES)
London - Birmingham	360	2026	225
			Total km = 225

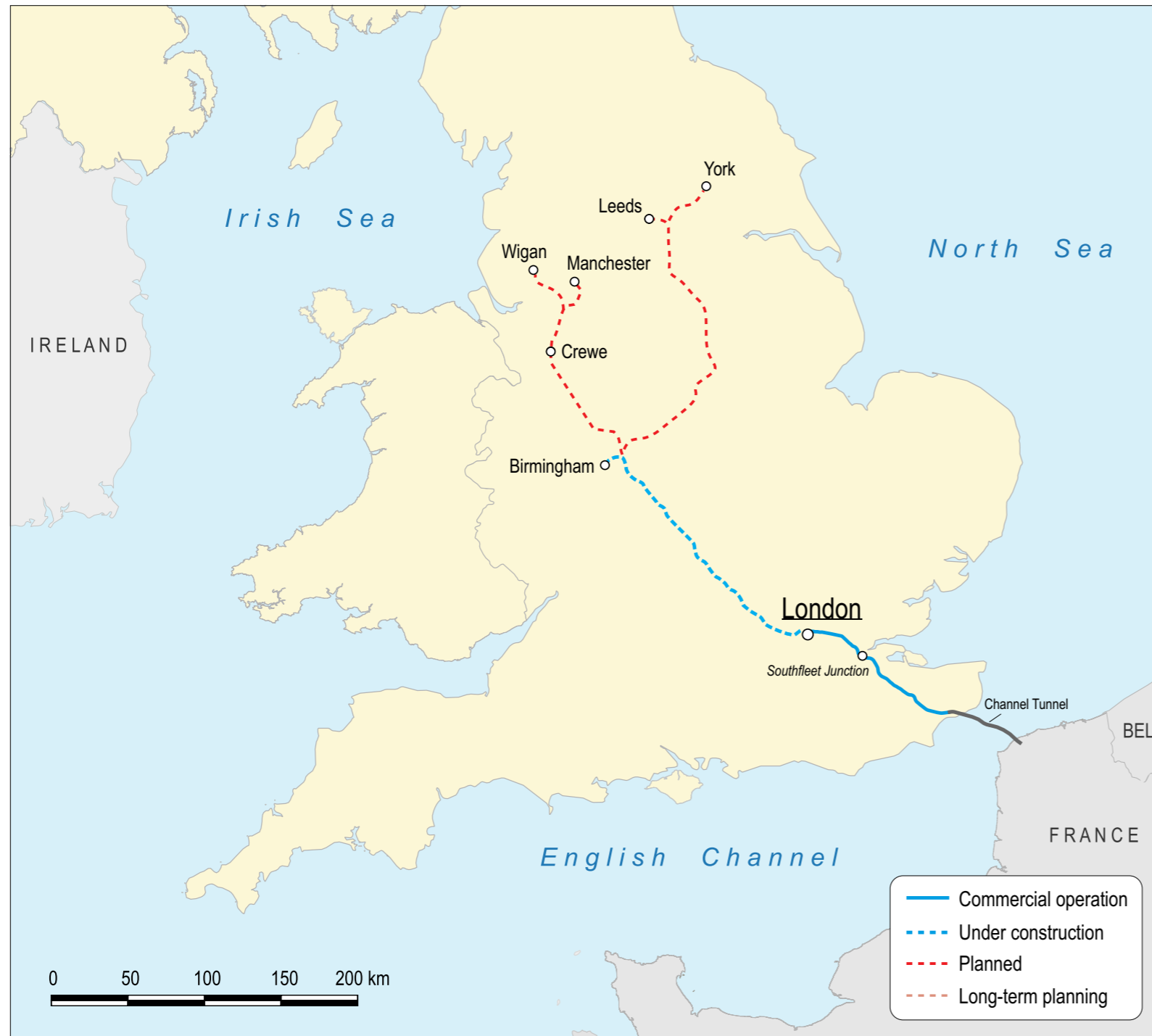
High-speed lines planned in the United Kingdom

LINE	MAXIMUM SPEED (km/h)	YEAR	DISTANCE (KILOMETRES)
Birmingham - Crewe	300	2028	60
Crewe - Manchester/Wigan	300	2035	79
Birmingham - Leeds/York	300	2035	202
			Total km = 341

Source: compiled by authors based on International Union of Railways, 2021

2.1 HIGH-SPEED RAIL NETWORK

High-speed lines in the United Kingdom



Source: compiled by authors based on International Union of Railways and HS2 railway website (www.hs2.org.uk), 2021

Note: this map includes the Channel Tunnel that connects the English and French high-speed lines (length 50.5 km)

2.2 GROWTH OF THE HIGH-SPEED NETWORK

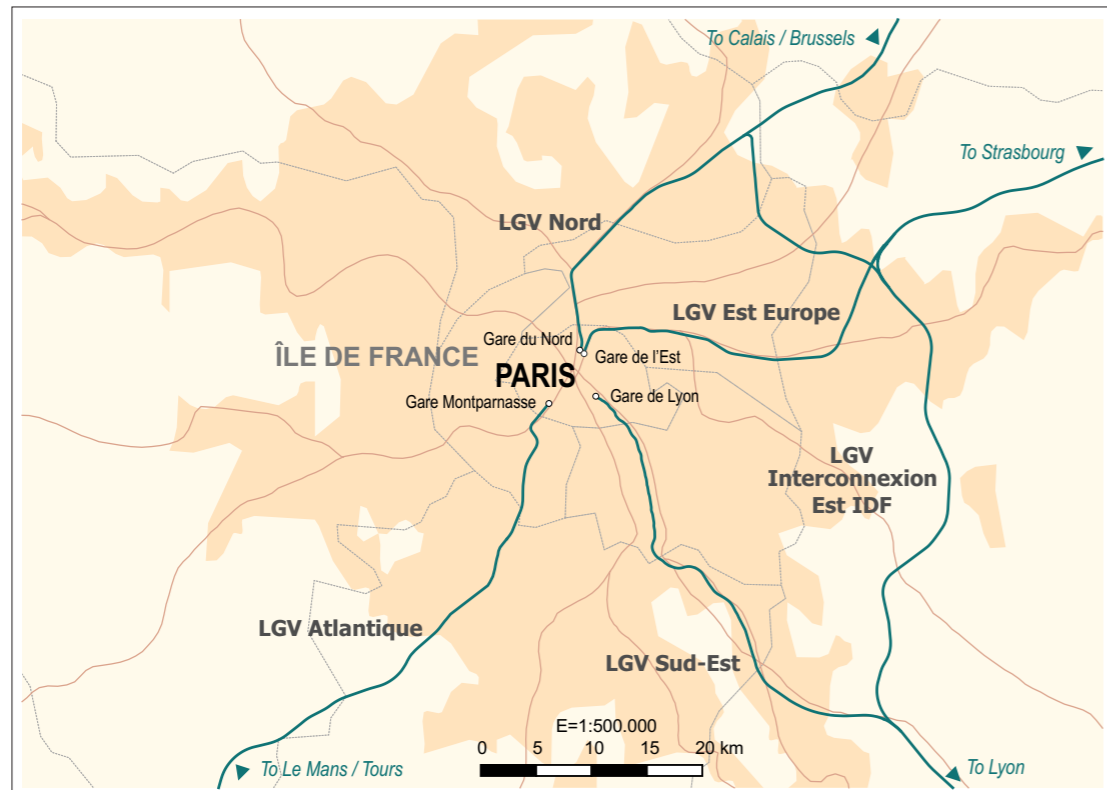
High-speed network development in Europe (2021)



Source: compiled by authors based on International Union of Railways, 2021

2.2 GROWTH OF THE HIGH-SPEED NETWORK

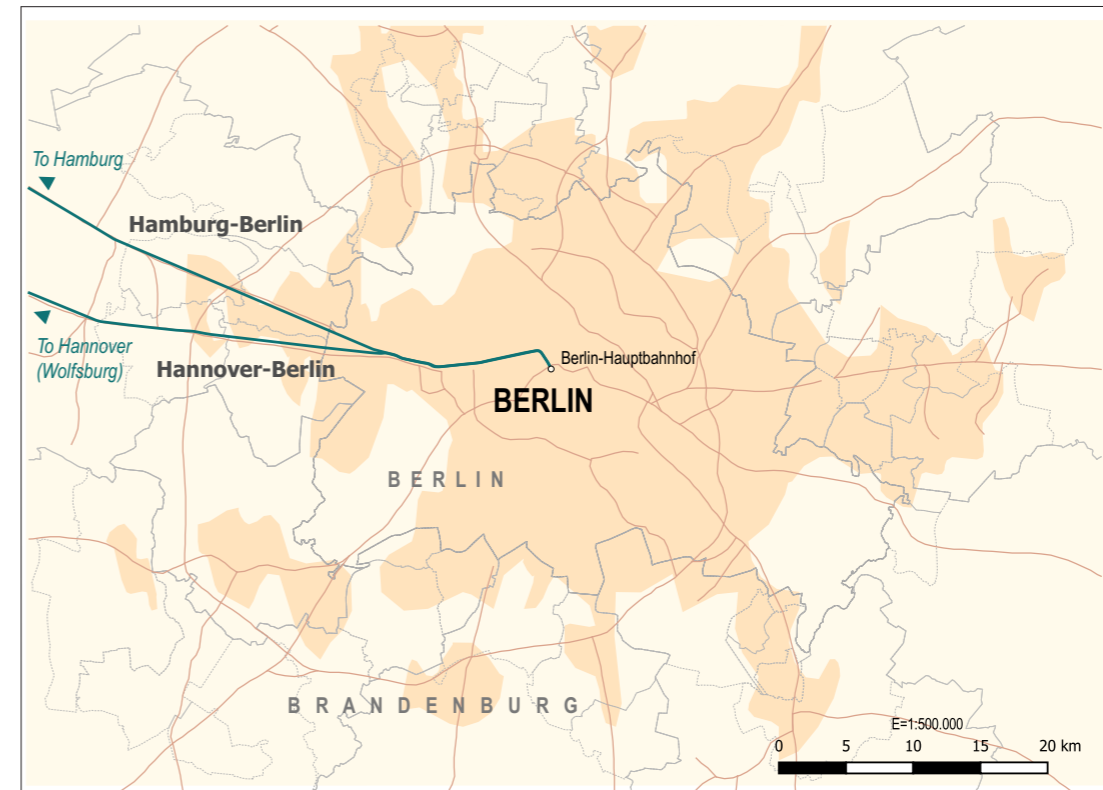
Detailed zoom of Paris



PARIS

Source: compiled by authors based on International Union of Railways, 2021

Detailed zoom of Berlin



BERLIN

Source: compiled by authors based on International Union of Railways, 2021

Detailed zoom of Madrid



MADRID

Source: compiled by authors based on International Union of Railways, 2021

Detailed zoom of Rome

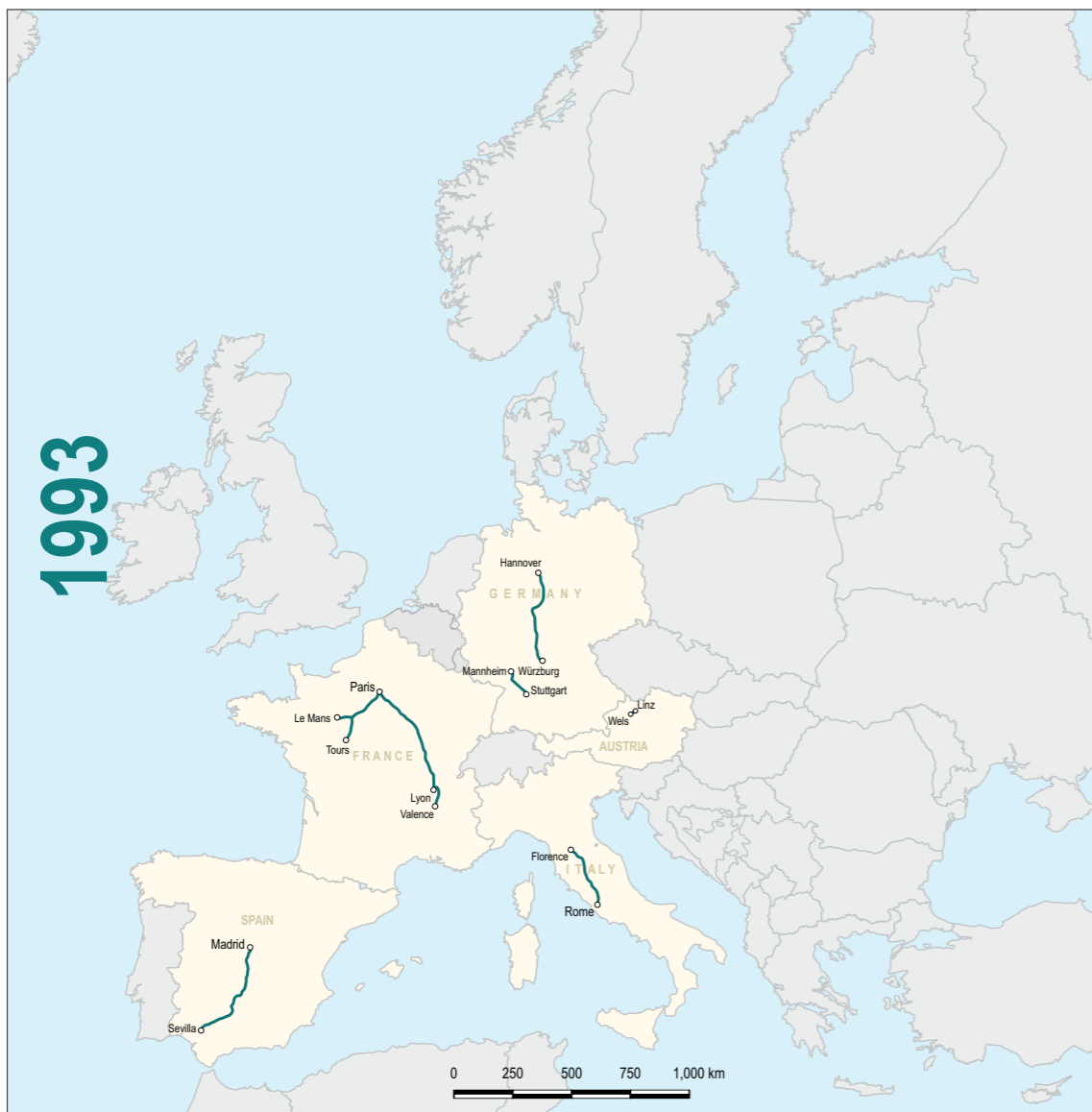


ROME

Source: compiled by authors based on International Union of Railways, 2021

2.2 GROWTH OF THE HIGH-SPEED NETWORK

Growth of the high-speed network in Europe: 1993, 2006, 2010 and 2021



Source: compiled by authors based on International Union of Railways, 2021

Source: compiled by authors based on International Union of Railways, 2021

Countries with high-speed:

Italy, France, Austria, Germany, and Spain

1,998 kilometres



Countries with high-speed:

Italy, France, Austria, Germany, Spain, Finland, Belgium, Sweden, United Kingdom, Switzerland and The Netherlands

5,930 kilometres



2.2 GROWTH OF THE HIGH-SPEED NETWORK

Growth of the high-speed network in Europe: 1993, 2006, 2010 and 2021



Source: compiled by authors based on International Union of Railways, 2021

Countries with high-speed:

Italy, France, Austria, Germany, Spain, Finland
Belgium, Sweden, United Kingdom, Switzerland and The Netherlands

8,493 kilometres



Source: compiled by authors based on International Union of Railways, 2021

Countries with high-speed:

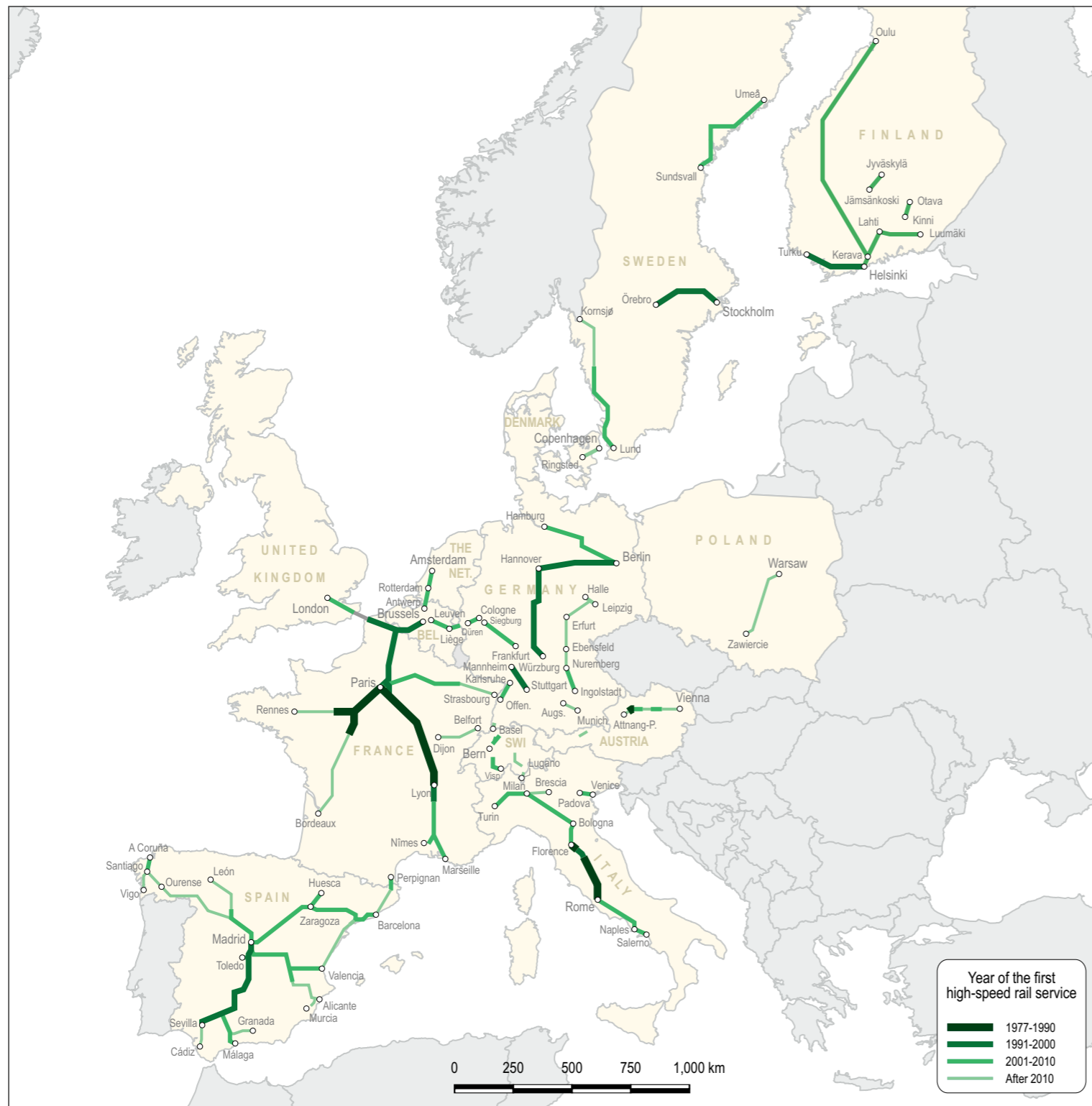
Italy, France, Austria, Germany, Spain, Finland
Belgium, Sweden, United Kingdom, Switzerland,
The Netherlands, Poland and Denmark

11,990 kilometres



2.2 GROWTH OF THE HIGH-SPEED NETWORK

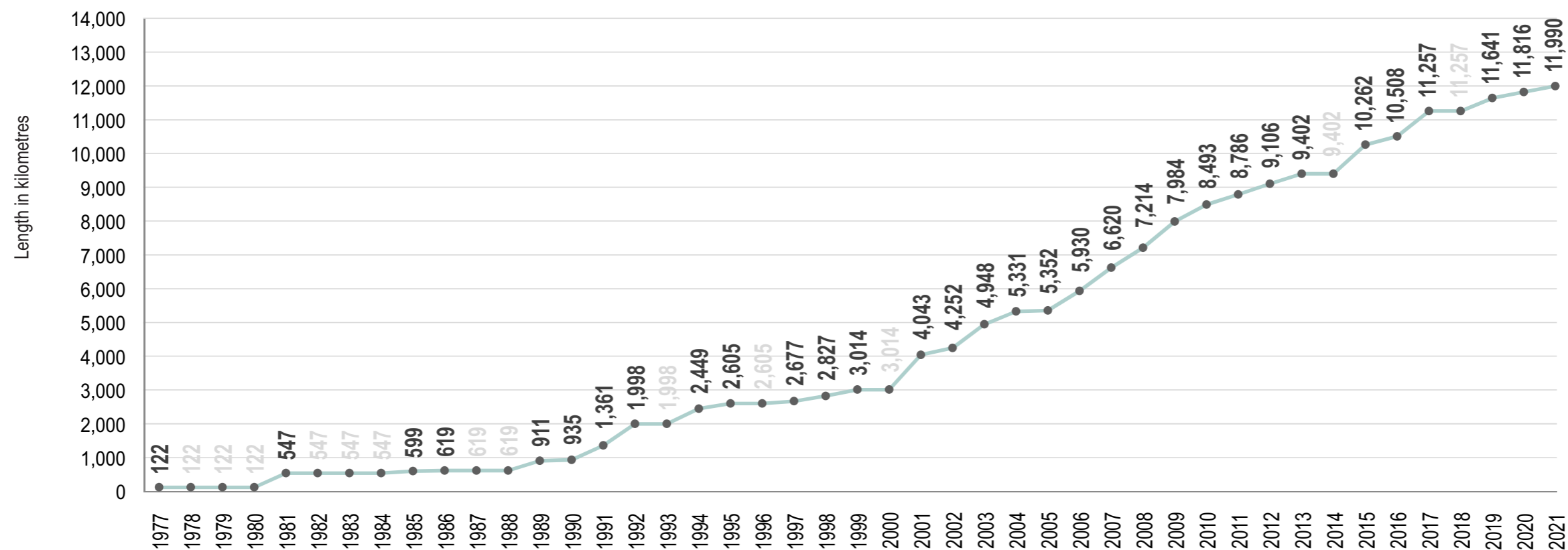
Chronological map of the high-speed rail network in Europe



Source: compiled by authors based on International Union of Railways, 2021

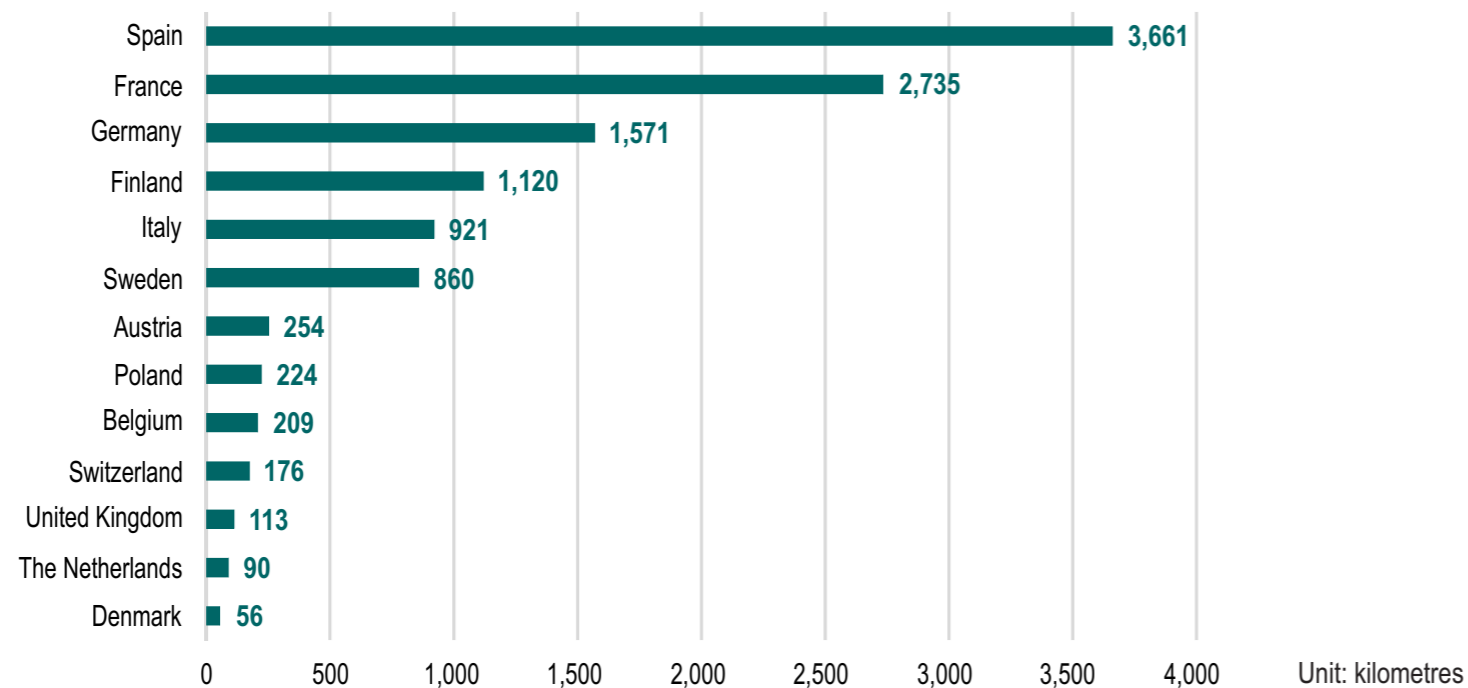
2.2 GROWTH OF THE HIGH-SPEED NETWORK

Length of the high-speed network in commercial operation in Europe (1977-2021)



Source: compiled by authors based on International Union of Railways, 2021

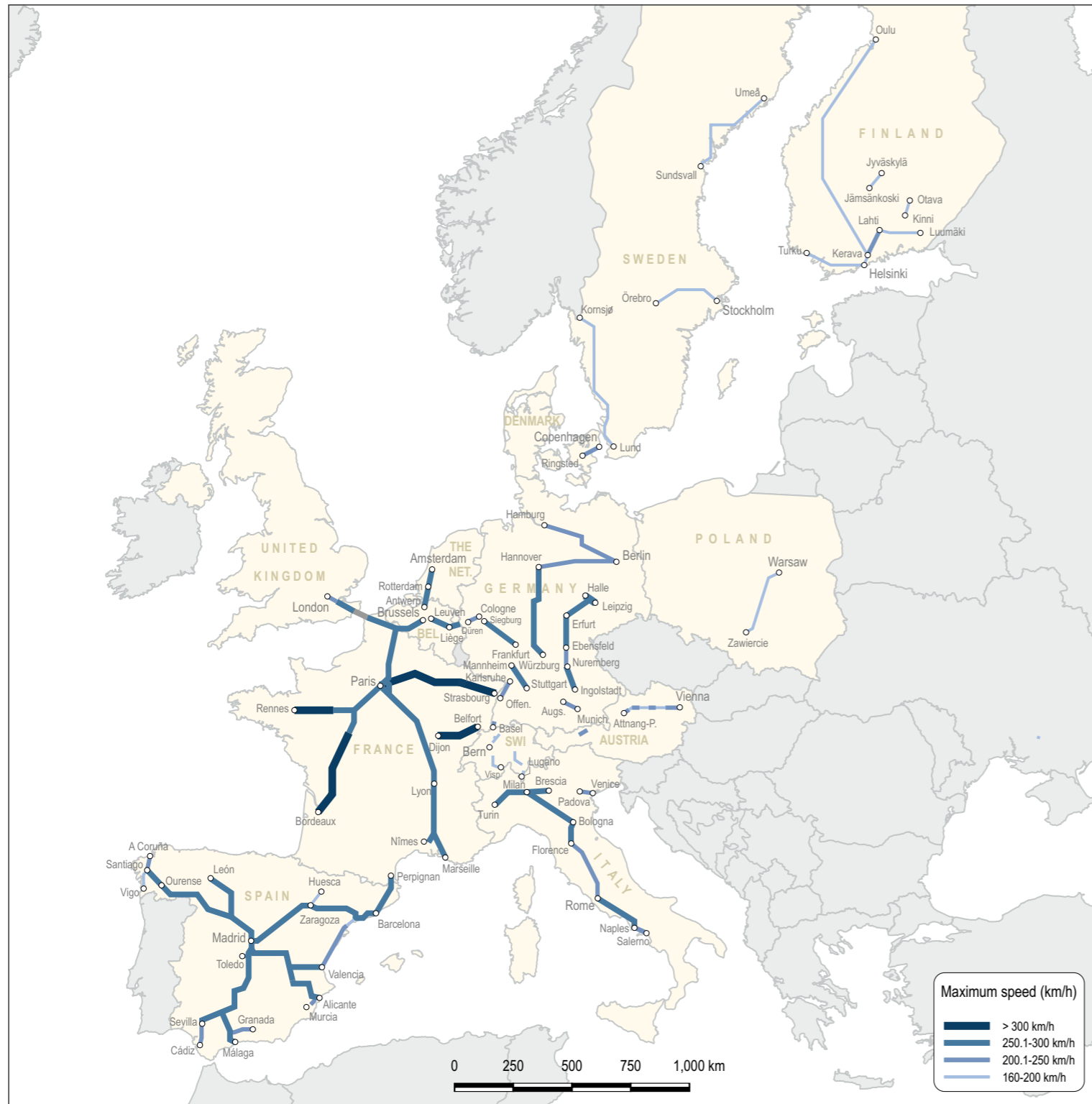
Length of the high-speed network in commercial operation in Europe by country (2021)



Source: compiled by authors based on International Union of Railways, 2021

2.3 CHARACTERISTICS AND EQUIPMENT

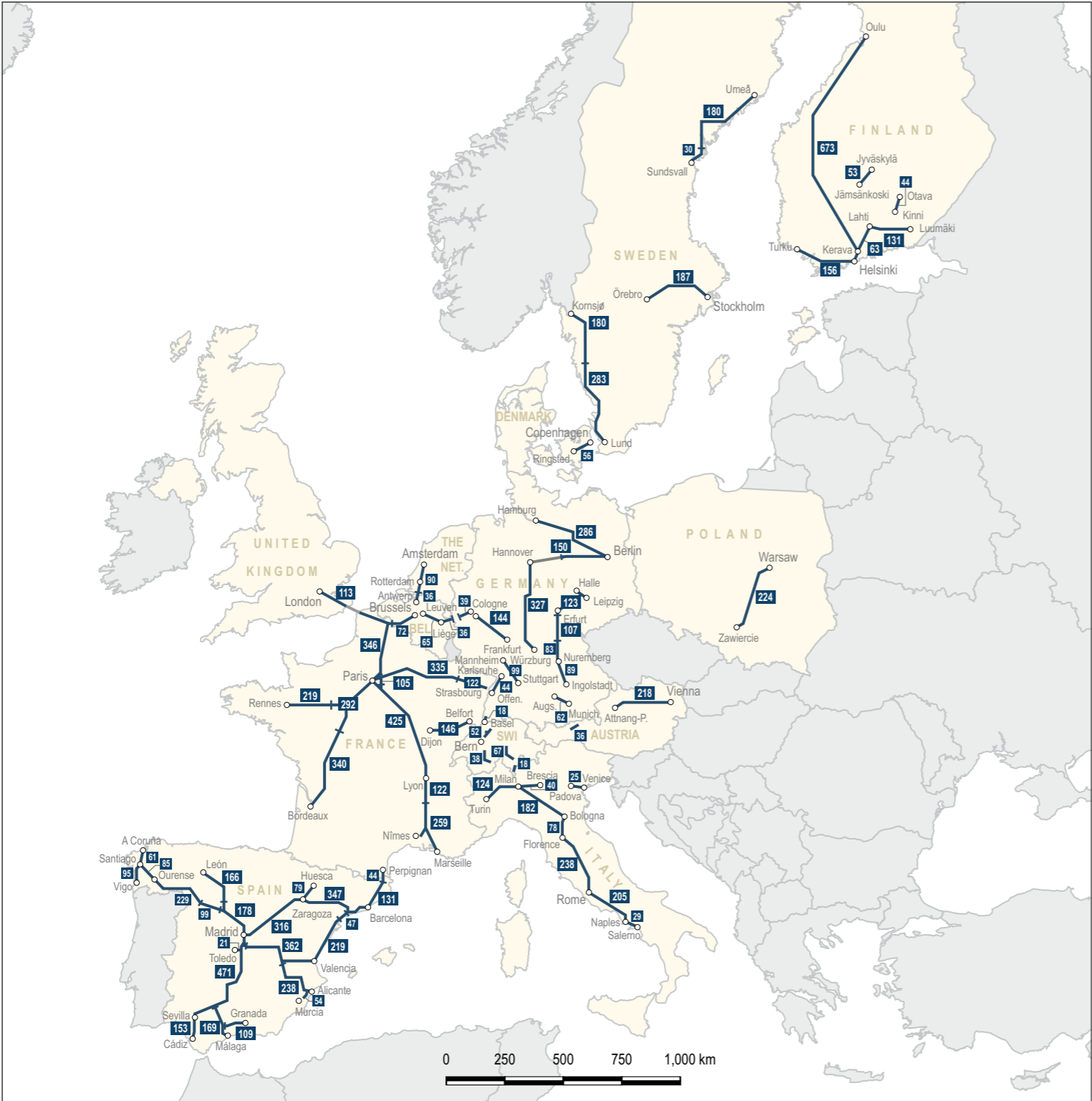
Maximum commercial speed



Source: compiled by authors based on International Union of Railways, 2021

2.3 CHARACTERISTICS AND EQUIPMENT

Distance (kilometres)



Source: compiled by authors based on International Union of Railways, 2021

2.3 CHARACTERISTICS AND EQUIPMENT

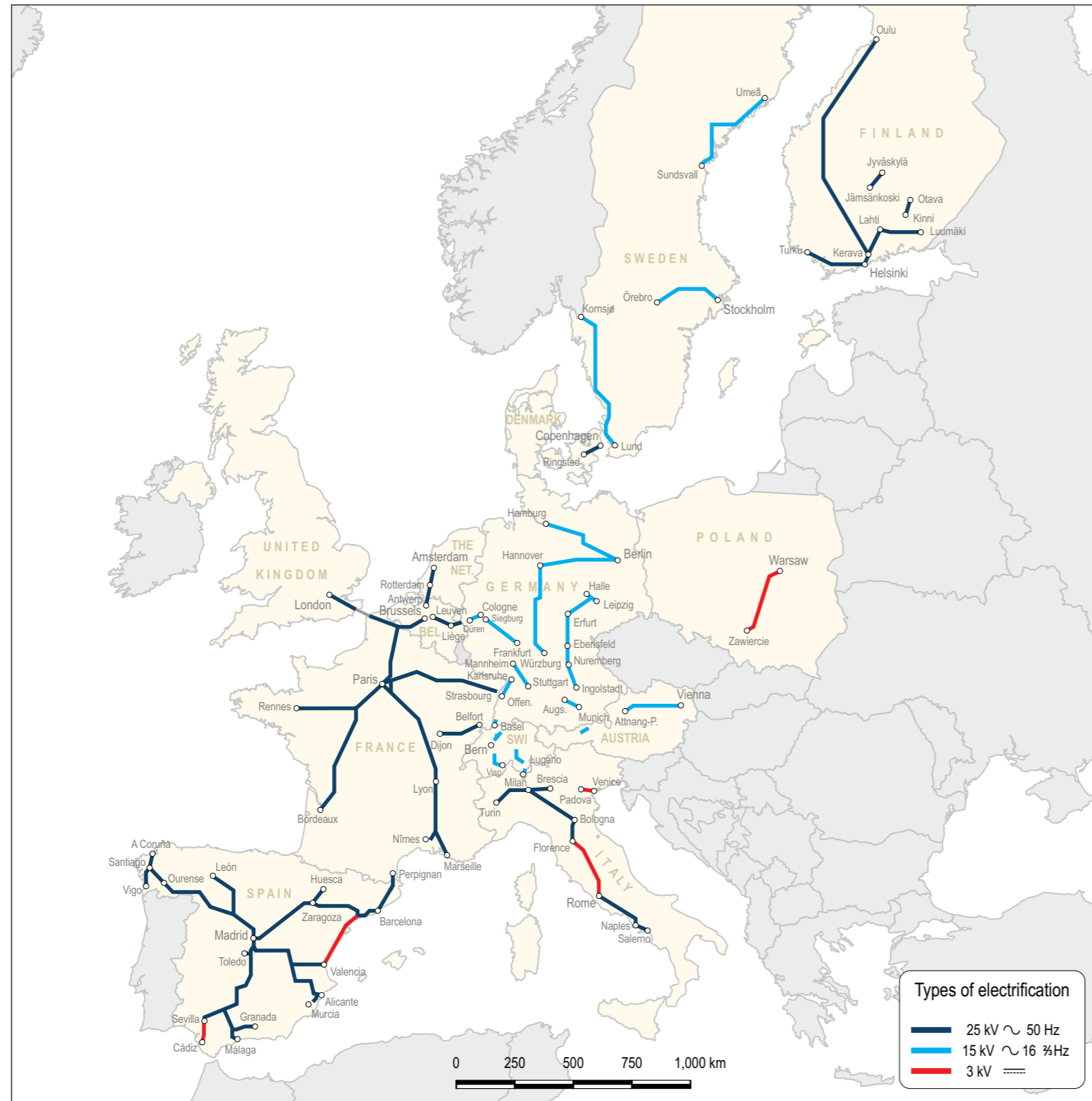
Maximum slope (‰)



Source: compiled by authors based on International Union of Railways, 2021

2.3 CHARACTERISTICS AND EQUIPMENT

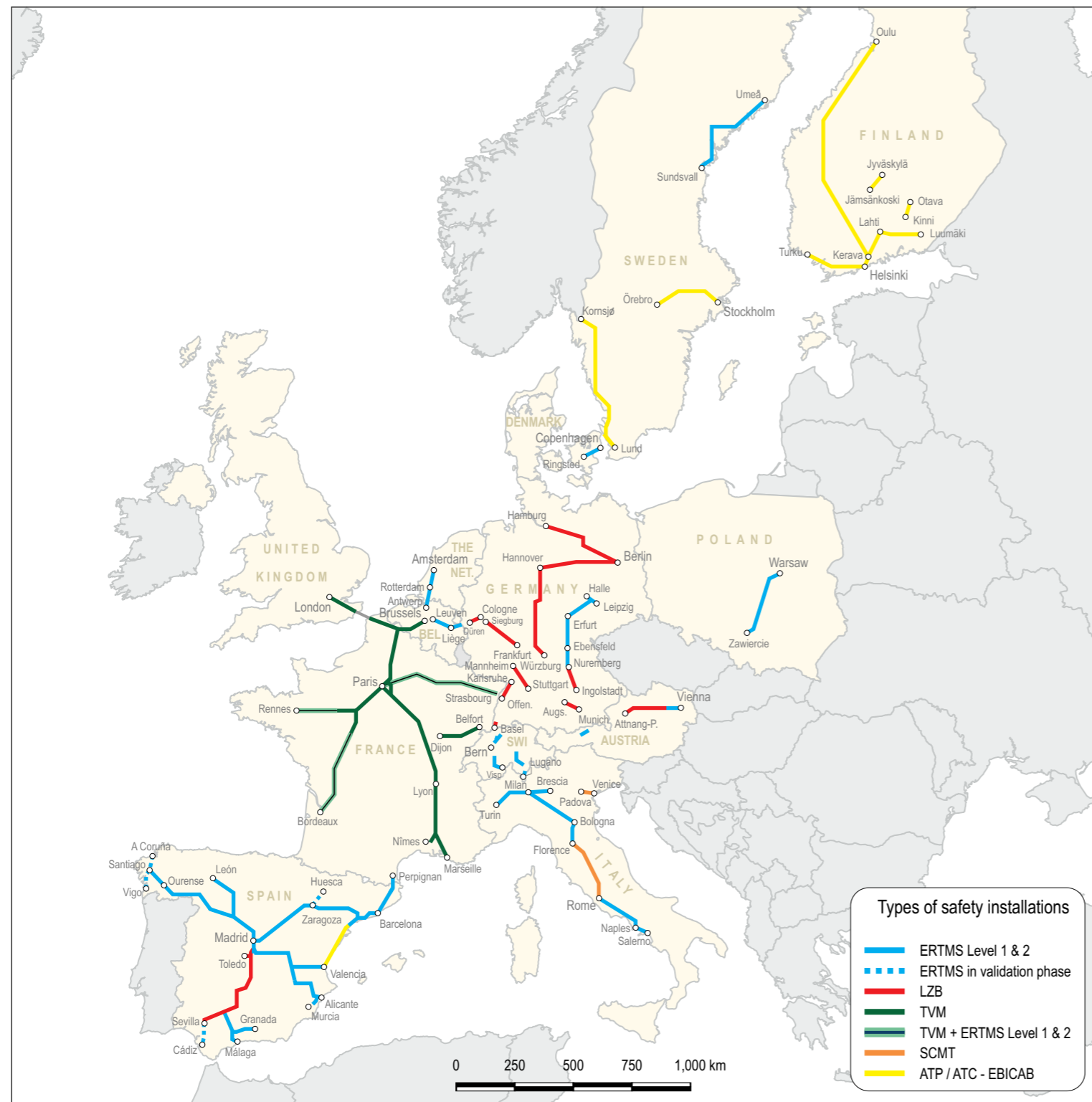
Electrification



Source: compiled by authors based on International Union of Railways, 2021

2.3 CHARACTERISTICS AND EQUIPMENT

Signalling



Source: compiled by authors based on International Union of Railways, 2021

2.3 CHARACTERISTICS AND EQUIPMENT

Centralized Traffic Control (CTC)



Source: International Union of Railways, 2021. For United Kingdom, Austria and Denmark, miscellaneous data sources
 Note: In Poland, CMK line does not have a centralized control traffic system. Traffic is controlled by local centers located in the frame existing stations.

2.3 CHARACTERISTICS AND EQUIPMENT

High-speed rolling stock workshops



Source: International Union of Railways, 2021. For Sweden, United Kingdom, Belgium, Austria, Denmark and Finland, miscellaneous data sources

2.3 CHARACTERISTICS AND EQUIPMENT

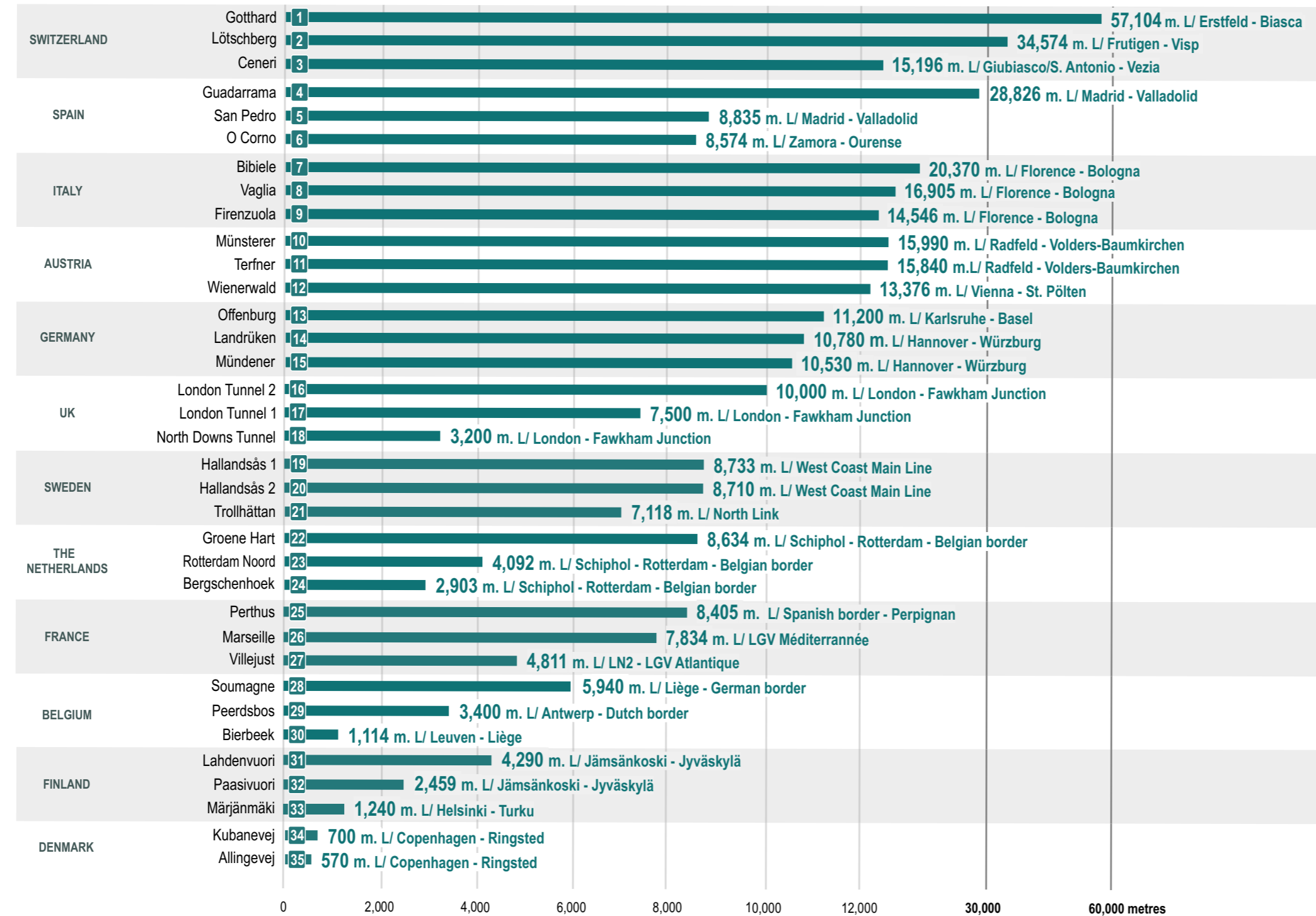
High-speed rolling stock main factories



Source: International Union of Railways, 2021

2.3 CHARACTERISTICS AND EQUIPMENT

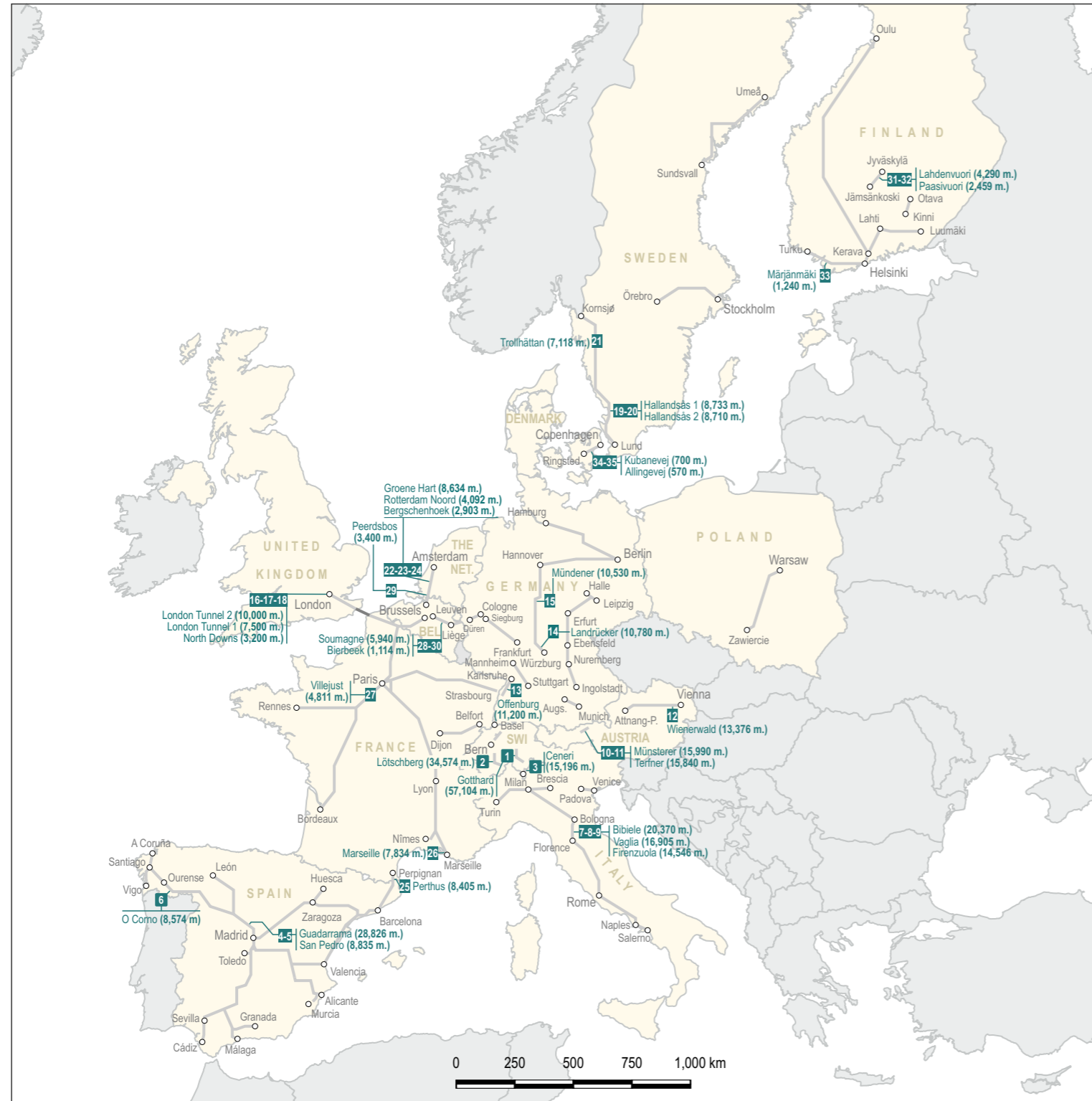
Longest tunnels of the high-speed rail network in Europe



Source: International Union of Railways, 2021. For United Kingdom and Belgium, miscellaneous data sources

2.3 CHARACTERISTICS AND EQUIPMENT

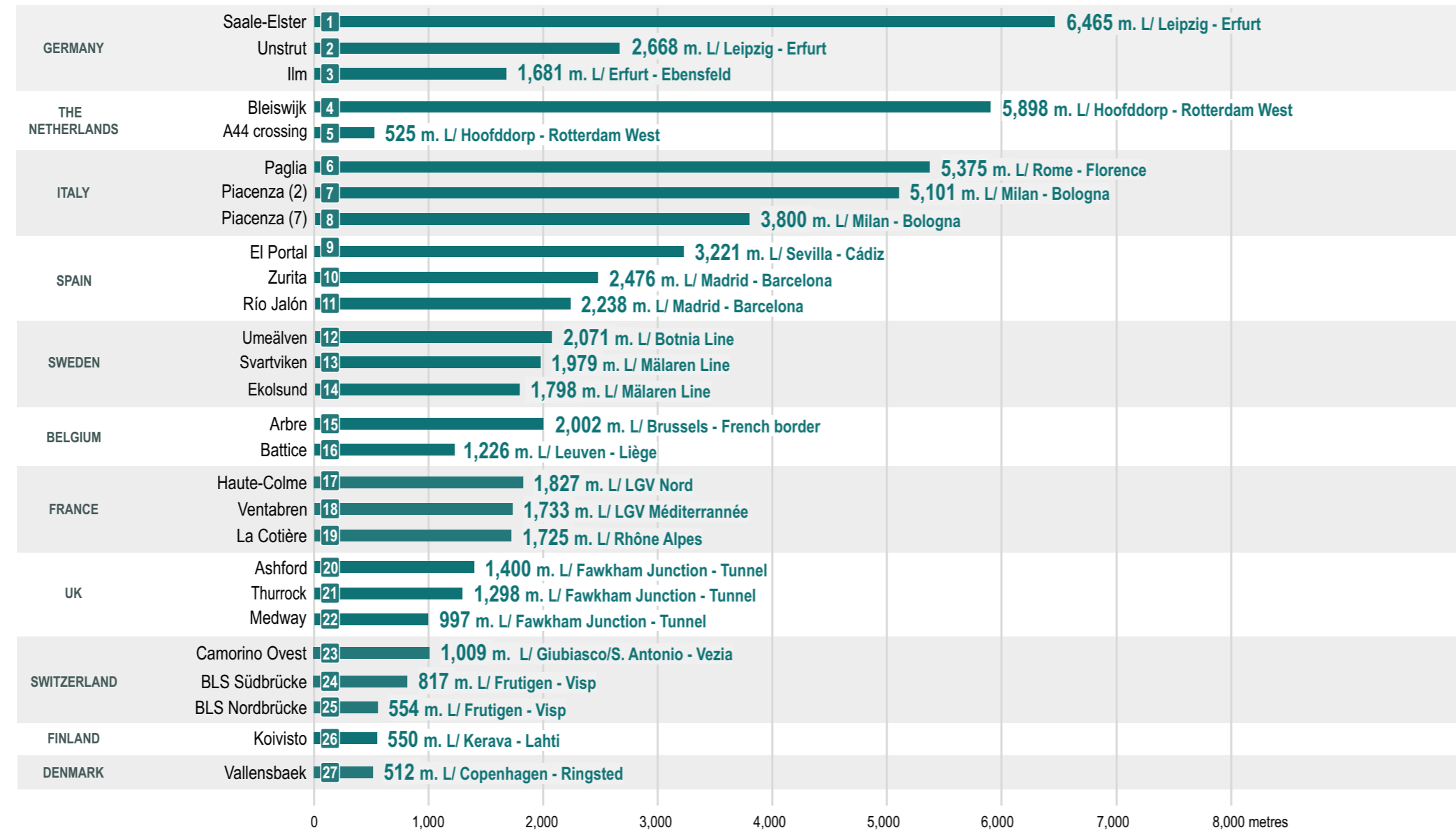
Longest tunnels of the high-speed rail network in Europe



Source: International Union of Railways, 2021. For United Kingdom and Belgium, miscellaneous data sources

2.3 CHARACTERISTICS AND EQUIPMENT

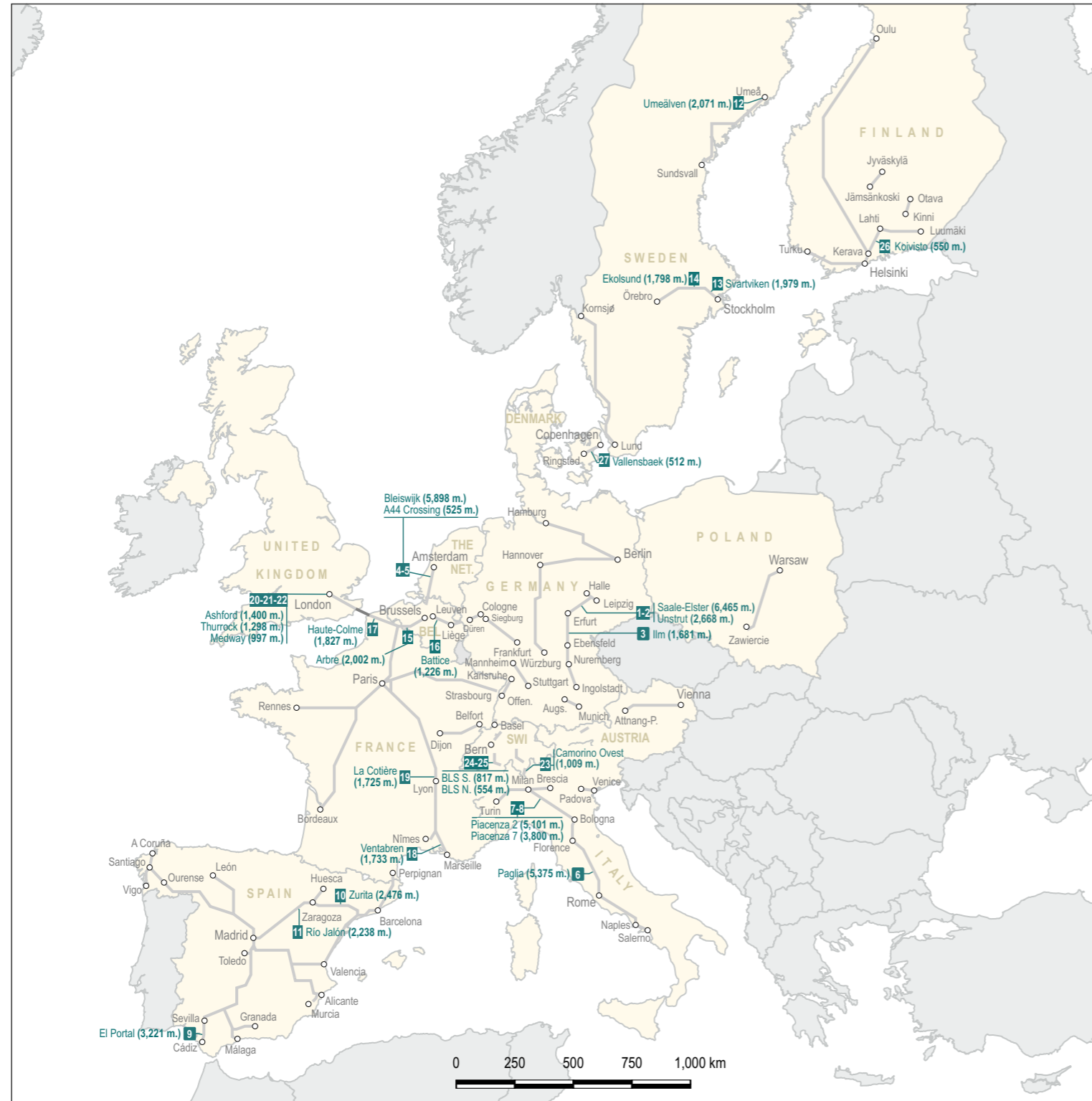
Longest viaducts of the high-speed rail network in Europe



Source: International Union of Railways, 2021. For United Kingdom and Belgium, miscellaneous data sources

2.3 CHARACTERISTICS AND EQUIPMENT

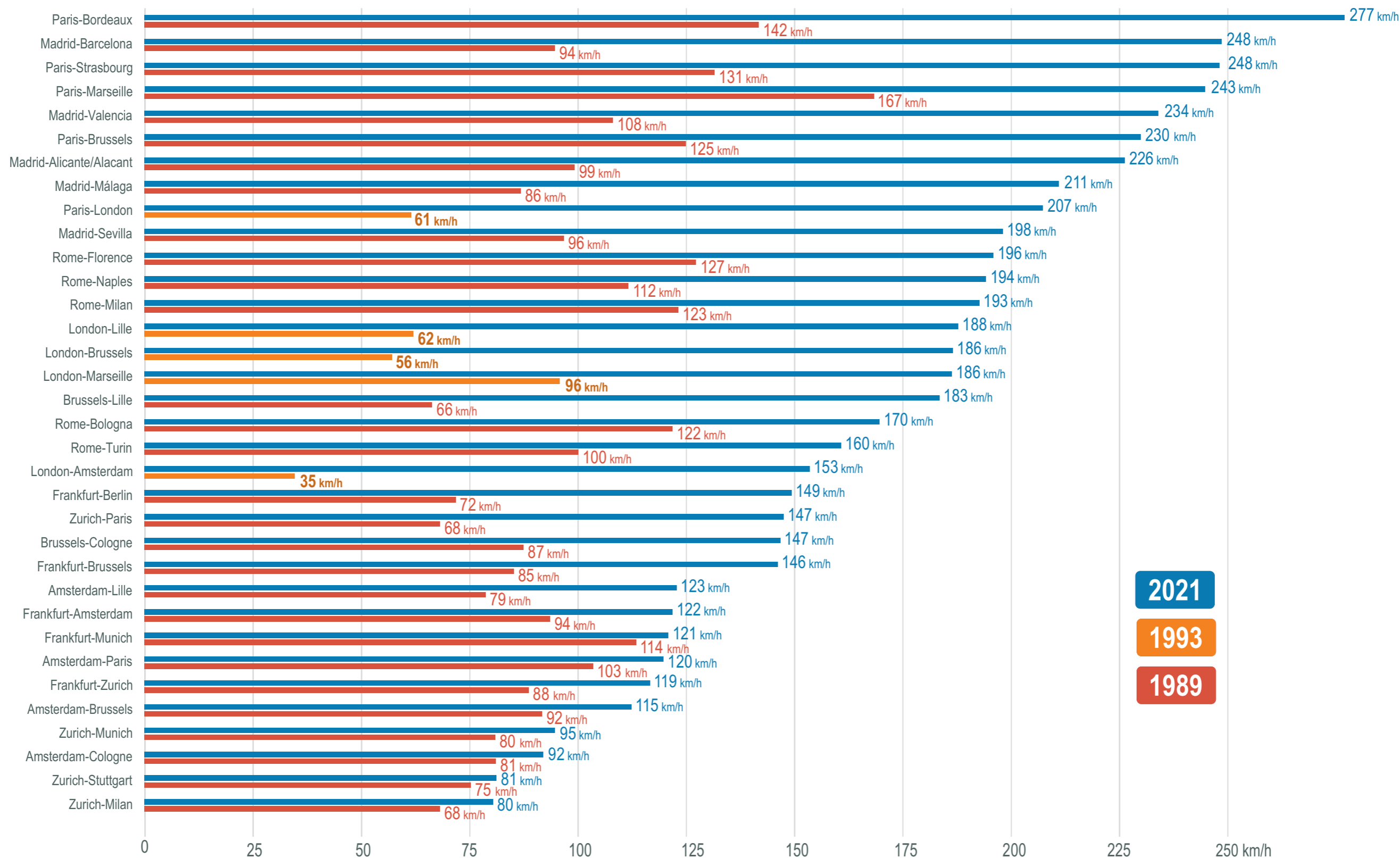
Longest viaducts of the high-speed rail network in Europe



Source: International Union of Railways, 2021. For United Kingdom and Belgium, miscellaneous data sources

2.4 SPEED AND TRAVEL TIMES

Evolution of average speed on European high-speed lines

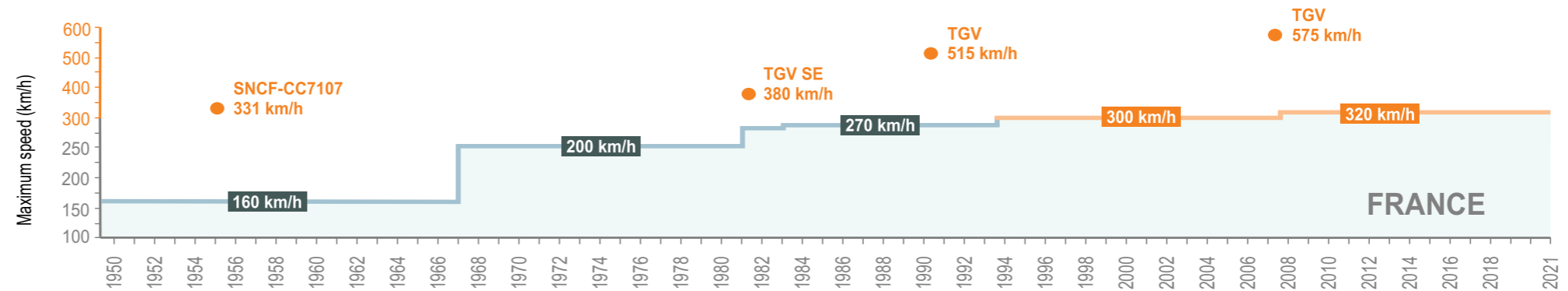
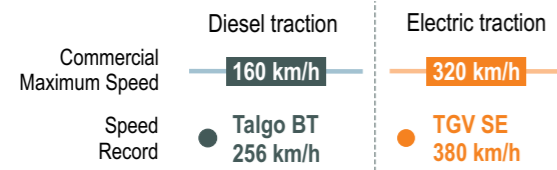


Source: compiled by authors based on "European Timetable" Thomas Cook Travel Guides 1989, Railway Operators websites, British Rail Timetable 1993 and Indicateur Horaires Ville à Ville SNCF 1993

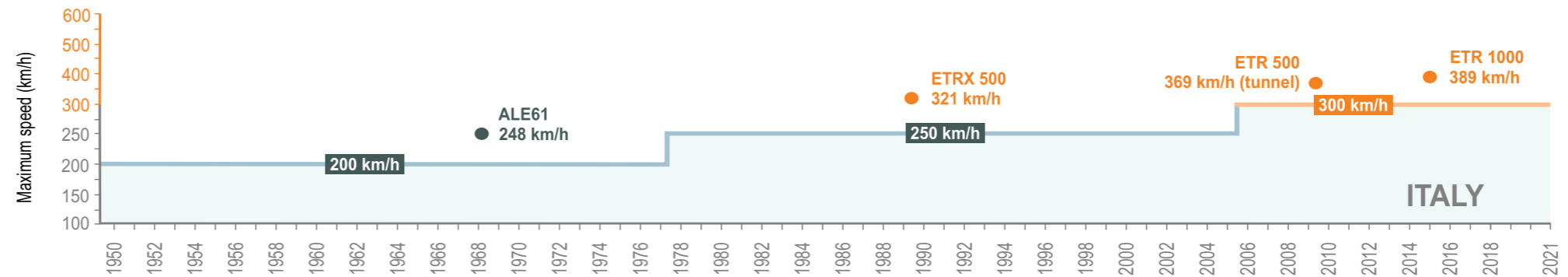
Note: before 1994, travel between London and France was carried out by Ferry or Hoverspeed with their corresponding journey times

2.4 SPEED AND TRAVEL TIMES

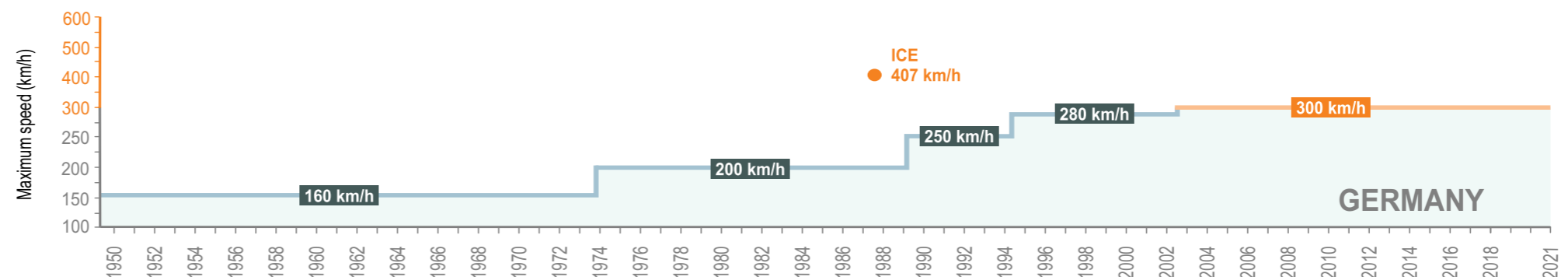
Evolution of maximum speed in commercial services in France



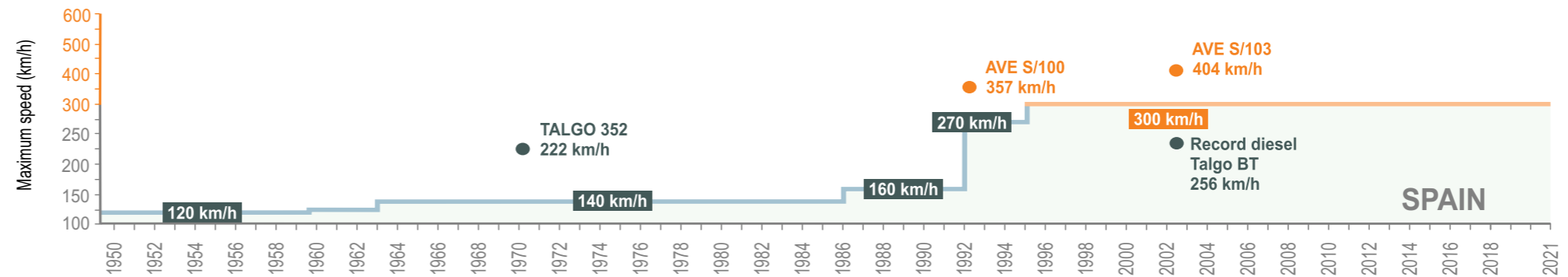
Evolution of maximum speed in commercial services in Italy



Evolution of maximum speed in commercial services in Germany



Evolution of maximum speed in commercial services in Spain

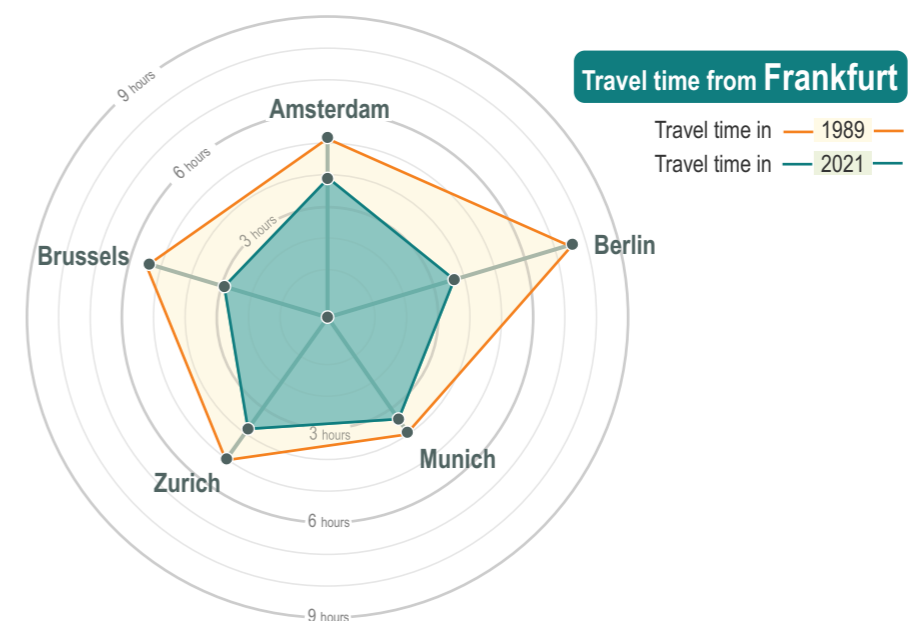
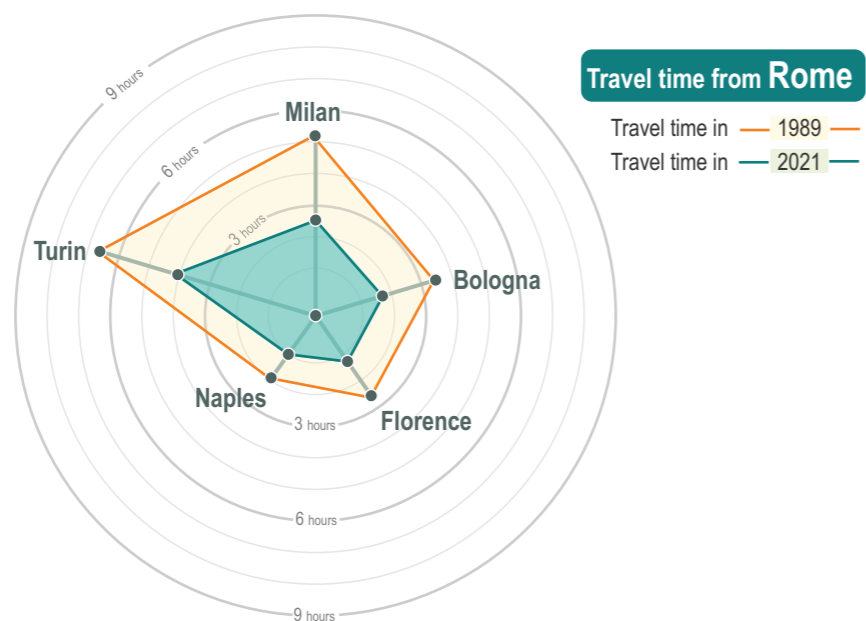
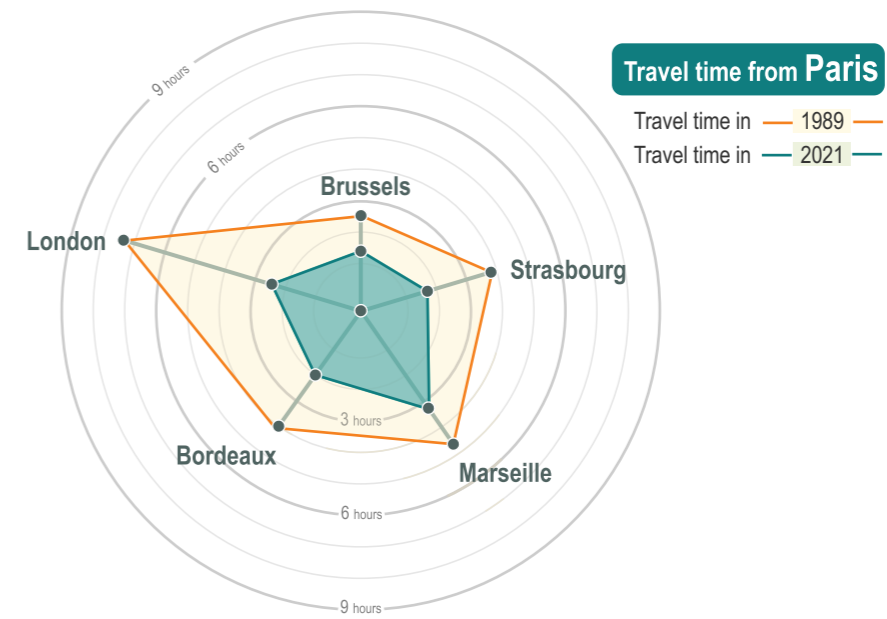
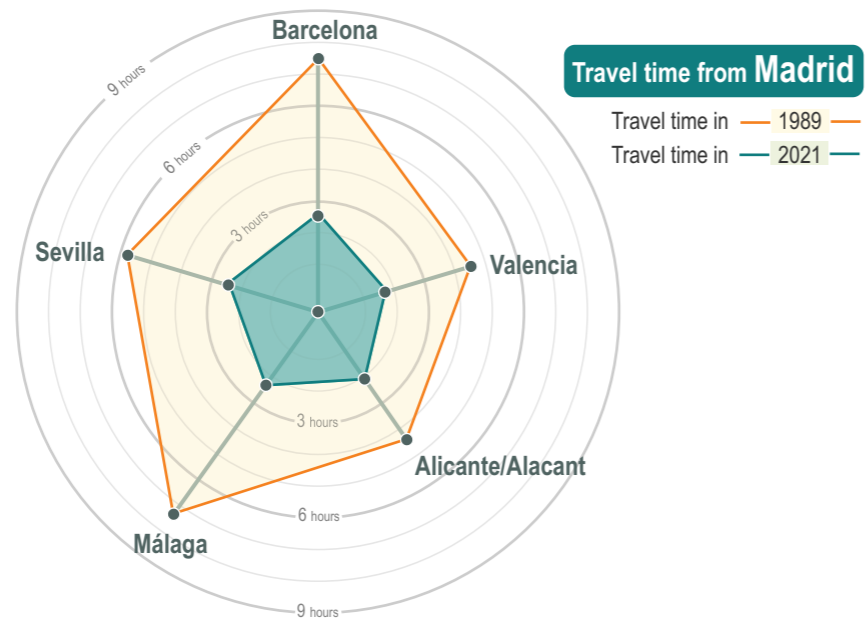


Source: miscellaneous data sources

Note: speed records, signaled by dots in the graphics, were set in non-commercial operations. Representation of available data (non-exhaustive)

2.4 SPEED AND TRAVEL TIMES

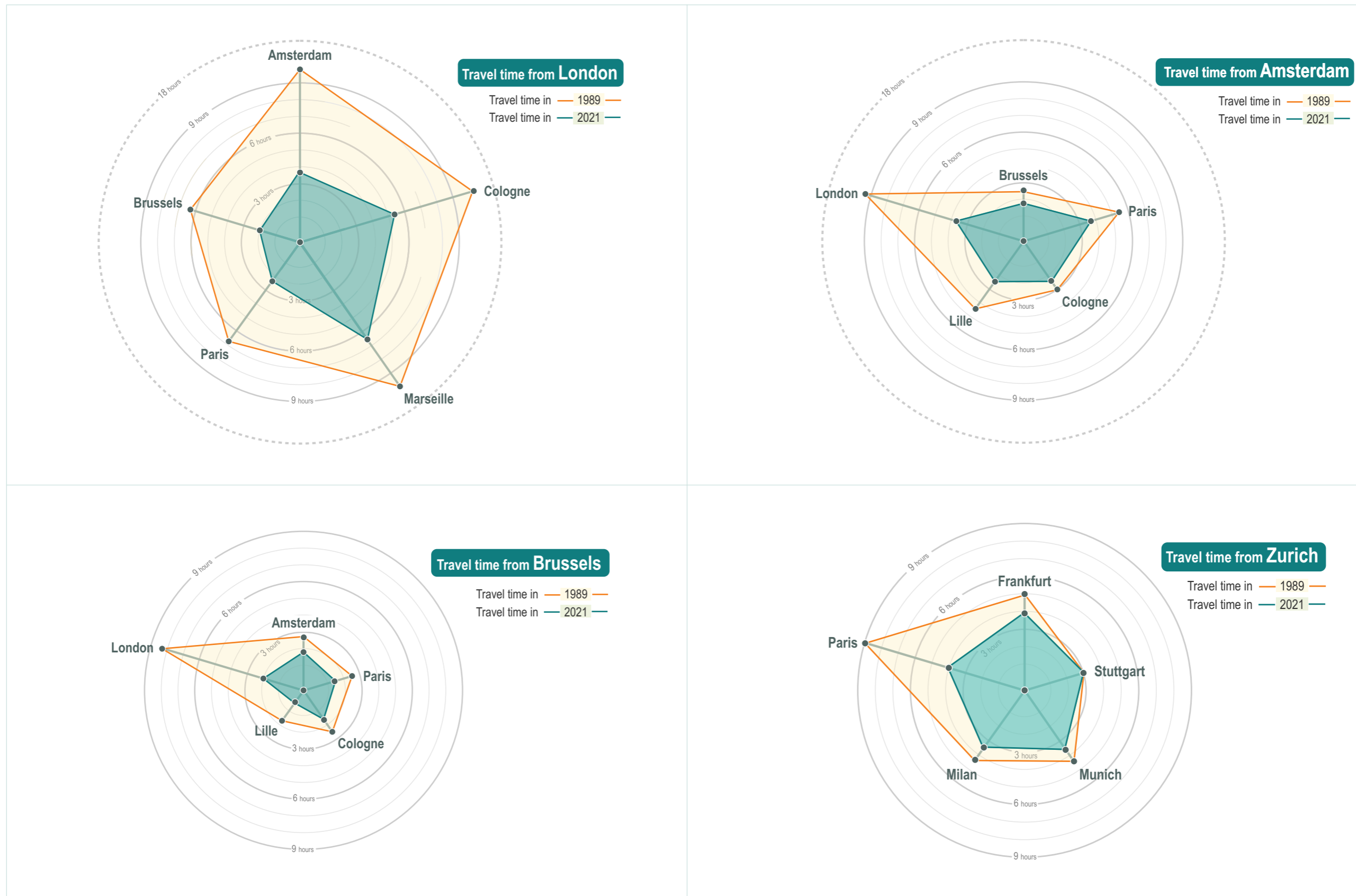
Evolution of travel time from the main European cities



Source: compiled by authors based on "European Timetable" Thomas Cook Travel Guides 1989 and Railway Operators websites
 Note: before 1994, travel between London and France was carried out by Ferry or Hoverspeed with their corresponding journey times

2.4 SPEED AND TRAVEL TIMES

Evolution of travel time from the main European cities



Source: compiled by authors based on "European Timetable" Thomas Cook Travel Guides 1989, Railway Operators websites, British Rail Timetable 1993 and Indicateur Horaires Ville à Ville SNCF 1993
 Note: before 1994, travel between London and France was carried out by Ferry or Hoverspeed with their corresponding journey times

2.5 ROLLING STOCK



(1) M-Motor coach • T-Trailer coach • L-Locomotive
MB-Motor Bogie

AC – alternating current
DC – direct current

General characteristics

(1) Composition	
Suppliers	
Owners or operators	
Year in service	
Articulated	
Track gauge (mm)	
Electrification voltage (kV)	
Maximum train speed / operation speed (km/h)	
Power (kW)	
Traction	
Signalling	
Train sets currently used / planned	

Weight and dimensions

Unladen weight in running order (t)	
Maximum axle load (t)	
Power weight ratio (kW/t)	
Train length (m)	
Train width (m)	

Seats

1 st class seats*	
2 nd class seats	
Total seats	

Observations

"Railjet" Siemens Taurus (OBB 1216) + Siemens Viaggio (Austria)

(1) Composition	L+7T
Suppliers	Siemens
Owners or operators	ÖBB
Year in service	2008
Articulated	No
Track gauge (mm)	1,435
Electrification voltage (kV)	25 kV 50 Hz AC / 15 kV 16.7 Hz AC / 3 kV DC (partially)
Maximum train speed / operation speed (km/h)	230 / 230
Power (kW)	6,400
Traction	Concentrated traction
Signalling	LZB / PZB, ZUB, ETCS
Train sets currently used / planned	60

Unladen weight in running order (t)	446
Maximum axle load (t)	22.5
Power weight ratio (kW/t)	13.4
Train length (m)	206
Train width (m)	2.825

1 st class seats*	16+76 / 6+42 (partially)
2 nd class seats	316, 394 (partially)
Total seats	408, 442 (partially)

Locomotive: Class 1116, partially 1216

4010 (Austria)

(1) Composition	M+4T+M
Suppliers	Stadler
Owners or operators	WestBahn
Year in service	2011
Articulated	No
Track gauge (mm)	1,435
Electrification voltage (kV)	15 kV 16.7 Hz AC
Maximum train speed / operation speed (km/h)	200 / 200
Power (kW)	6,000
Traction	Distributed traction
Signalling	LZB / PZB, ZUB
Train sets currently used / planned	7

Unladen weight in running order (t)	296
Maximum axle load (t)	12.3
Power weight ratio (kW/t)	17.9
Train length (m)	150
Train width (m)	2.800

1 st class seats*	60
2 nd class seats	441
Total seats	501

SM3 "Pendolino" (Finland)

(1) Composition	T+4M+T
Suppliers	Alstom
Owners or operators	VR
Year in service	1995
Articulated	No+Tilting
Track gauge (mm)	1,524
Electrification voltage (kV)	25 kV 50 Hz AC
Maximum train speed / operation speed (km/h)	220 / 220
Power (kW)	4,000
Traction	Distributed traction
Signalling	EBICAB900
Train sets currently used / planned	18

Unladen weight in running order (t)	328
Maximum axle load (t)	14.3
Power weight ratio (kW/t)	11.5
Train length (m)	159
Train width (m)	3.200

1 st class seats*	47
2 nd class seats	238 (+2 hp)
Total seats	285 (+2 hp)

Broad gauge (1,524)

* For 3 classes train, 1st and 2nd classes are included in 1st class

Source: International Union of Railways

2.5 ROLLING STOCK



SM6 "Allegro"
(Finland, Russia)

M+T+M+T+M+T+M
Alstom
Karelian Railways
2010
No+Tilting
1,520 / 1,522
25 kV 50 Hz AC / 3 kV DC
220 / 220
5,500
Distributed traction
EBICAB900
4

409 (loaded)
17
13.4
184.8
3.200

48
304 (+2 hp)
352 (+2 hp)

Broad gauge (1,522 and 1,520)
Operated by RZD and VR



TGV Atlantique
(France)

L+10T+L
Alstom
SNCF
1989
Yes (except for ends)
1,435
25 kV 50 Hz AC / 1.5 kV DC
300 / 300
8,800
Concentrated traction
TVM / KVB
54

435
17
18.6
237
2.904

116
364
480

No. 301-405
Renovated to Lacroix 455 places (105+350)
TVM430 is installed from No. 386 to No. 405



Thalys PBA
(France / Belgium / The Netherlands)

L+8T+L
Alstom
Thalys
1996
Yes (except for ends)
1,435
25 kV 50 Hz AC / 3 kV DC / 1.5 kV DC
320 / 300
8,800
Concentrated traction
TVM / KVB, TBL, ATB, ETCS
9

385
17
21.2
200
2.904

120
257
377

No. 4531-4540, owned by SNCF
Same series as TGV Réseau (tric.)
4531 (now 4551) is used for SNCF

(1) M-Motor coach • T-Trailer coach• L-Locomotive
MB-Motor Bogie

AC – alternating current
DC – direct current

General characteristics

(1) Composition
Suppliers
Owners or operators
Year in service
Articulated
Track gauge (mm)
Electrification voltage (kV)
Maximum train speed / operation speed (km/h)
Power (kW)
Traction
Signalling
Train sets currently used / planned

Weight and dimensions

Unladen weight in running order (t)
Maximum axle load (t)
Power weight ratio (kW/t)
Train length (m)
Train width (m)

Seats

1st class seats*
2nd class seats
Total seats

Observations

* For 3 classes train, 1st and 2nd classes are included in 1st class

Source: International Union of Railways

2.5 ROLLING STOCK



(1) M-Motor coach • T-Trailer coach • L-Locomotive
MB-Motor Bogie

AC – alternating current
DC – direct current

General characteristics

(1) Composition
Suppliers
Owners or operators
Year in service
Articulated
Track gauge (mm)
Electrification voltage (kV)
Maximum train speed / operation speed (km/h)
Power (kW)
Traction
Signalling
Train sets currently used / planned

Weight and dimensions

Unladen weight in running order (t)
Maximum axle load (t)
Power weight ratio (kW/t)
Train length (m)
Train width (m)

Seats

1 st class seats*
2 nd class seats
Total seats

Observations

--

Thalys PBKA (France / Belgium / The Netherlands)

(1) Composition	L+8T+L
Suppliers	Alstom
Owners or operators	Thalys
Year in service	1996
Articulated	Yes (except for ends)
Track gauge (mm)	1,435
Electrification voltage (kV)	25 kV 50 Hz AC / 15 kV 16.7 Hz AC / 3 kV DC / 1.5 kV DC
Maximum train speed / operation speed (km/h)	320 / 300
Power (kW)	8,800
Traction	Concentrated traction
Signalling	TVM/KVB, TBL, TBL2, ATB, PZB/LZB, ETCS
Train sets currently used / planned	17

Weight and dimensions

Unladen weight in running order (t)	385
Maximum axle load (t)	17
Power weight ratio (kW/t)	21.2
Train length (m)	200
Train width (m)	2.904

Seats

1 st class seats*	120
2 nd class seats	257
Total seats	377

Observations

No. 4301-4346 SNCF 6 (No. 4341-4346) NS 4 (No. 4321-4322, 4331-4332) SNCB 7 (No. 4301-4307) No. 4321-4322 → DB → NS

TGV Réseau (bicourant) (France)

(1) Composition	L+8T+L
Suppliers	Alstom
Owners or operators	SNCF
Year in service	1993
Articulated	Yes (except for ends)
Track gauge (mm)	1,435
Electrification voltage (kV)	25 kV 50 Hz AC / 1.5 kV DC
Maximum train speed / operation speed (km/h)	320 / 320
Power (kW)	8,800
Traction	Concentrated traction
Signalling	TVM / KVB
Train sets currently used / planned	26

Weight and dimensions

Unladen weight in running order (t)	383
Maximum axle load (t)	17
Power weight ratio (kW/t)	21.3
Train length (m)	200
Train width (m)	2.904

Seats

1 st class seats*	118
2 nd class seats	257
Total seats	375

Observations

No. 501-553, 19 (No. 515-533) sets are converted to POS and Duplex Réseau 3 sets are added from Réseau tric. (No. 551-553) No. 502 was abandoned after the accident at Bierne Renovating by Lacroix to 355 places (105+252)
--

TGV Réseau (tricourant) (France)

(1) Composition	L+8T+L
Suppliers	Alstom
Owners or operators	SNCF
Year in service	1993
Articulated	Yes (except for ends)
Track gauge (mm)	1,435
Electrification voltage (kV)	25 kV 50 Hz AC / 3 kV DC / 1.5 kV DC
Maximum train speed / operation speed (km/h)	320 / 320
Power (kW)	8,800
Traction	Concentrated traction
Signalling	TVM / KVB, TBL, SCMT
Train sets currently used / planned	27

Weight and dimensions

Unladen weight in running order (t)	383
Maximum axle load (t)	17
Power weight ratio (kW/t)	21.3
Train length (m)	200
Train width (m)	2.904

Seats

1 st class seats*	118
2 nd class seats	257
Total seats	375

Observations

No. 4501-4529, No. 4551 3 sets (No. 4507-4509) are converted to Réseau bi No. 4530 → IRIS320 No. 4531 → No. 4551 Thalys PBA4507-30: suited for Belgium (TBL) 4501-06: suited for Italy (SCMT)
--

* For 3 classes train, 1st and 2nd classes are included in 1st class

Source: International Union of Railways

2.5 ROLLING STOCK



TGV Duplex
(France)

L+8T+L
Alstom
SNCF
1996
Yes (except for ends) + Double Decker
1,435
25 kV 50 Hz AC / 1.5 kV DC
320 / 320
8,800
Concentrated traction
TVM / KVB
79
390
17
20.4
200
2.896
182
330
512
No. 201-289



TGV Réseau Duplex
(France)

L+8T+L
Alstom
SNCF
2006
Yes (except for ends) + Double Decker
1,435
25 kV 50 Hz AC / 15 kV 16.7 Hz AC / 1.5 kV DC
320 / 320
8,800
Concentrated traction
TVM / KVB
19
380
17
20.9
200
2.896
182
330
512
No. 601-619 613-615: tri-voltage (15kV 16.7Hz)



TGV POS
(France)

L+8T+L
Alstom
SNCF, SBB
2006
Yes (except for ends) + Double Decker
1,435
25 kV 50 Hz AC / 15 kV 16.7 Hz AC / 1.5 kV DC
320 / 320
9,280
Concentrated traction
TVM / KVB, PZB / LZB, SUB, ETCS
18
423
17
20.6
200
2.904
105
252
357
No. 4401-4419 No. 4406: SBB

(1) M-Motor coach • T-Trailer coach• L-Locomotive
MB-Motor Bogie

AC – alternating current
DC – direct current

General characteristics

(1) Composition
Suppliers
Owners or operators
Year in service
Articulated
Track gauge (mm)
Electrification voltage (kV)
Maximum train speed / operation speed (km/h)
Power (kW)
Traction
Signalling
Train sets currently used / planned

Weight and dimensions

Unladen weight in running order (t)
Maximum axle load (t)
Power weight ratio (kW/t)
Train length (m)
Train width (m)

Seats

1st class seats*
2nd class seats
Total seats

Observations

* For 3 classes train, 1st and 2nd classes are included in 1st class

Source: International Union of Railways

2.5 ROLLING STOCK



(1) M-Motor coach • T-Trailer coach• L-Locomotive
MB-Motor Bogie

AC – alternating current
DC – direct current

General characteristics

(1) Composition
Suppliers
Owners or operators
Year in service
Articulated
Track gauge (mm)
Electrification voltage (kV)
Maximum train speed / operation speed (km/h)
Power (kW)
Traction
Signalling
Train sets currently used / planned

Weight and dimensions

Unladen weight in running order (t)
Maximum axle load (t)
Power weight ratio (kW/t)
Train length (m)
Train width (m)

Seats

1 st class seats*
2 nd class seats
Total seats

Observations

TGV Dasye (France)

L+8T+L
Alstom
SNCF
2009
Yes (except for ends) + Double Decker
1,435
25 kV 50 Hz AC / 1.5 kV DC
320 / 320
9,280
Concentrated traction
TVM / KVB, ETCS
11

390
17
21.5
200
2.896

182
330
512

No. 701-749

TGV Euroduplex 3UA (France)

L+8T+L
Alstom
SNCF
2011
Yes (except for ends) + Double Decker
1,435
25 kV 50 Hz AC / 15 kV 16.7 Hz AC / 1.5 kV DC
320 / 320
9,280
Concentrated traction
TVM / KVB, PZB / LZB, ETCS
30

390
17
21.5
200
2.896

181
328
509

No. 4701-4730
Used for Lyria and Alleo

TGV Euroduplex 3UF / 3UH (France)

L+8T+L
Alstom
SNCF
2013
Yes (except for ends) + Double Decker
1,435
25 kV 50 Hz AC / 1.5 kV DC
320 / 320
9,280
Concentrated traction
TVM / KVB, ETCS
16

390
17
21.5
200
2.896

181
328
509

No. 801-825 for first 25 sets
16 sets are for domestic use, 9 sets are operable in Spain

* For 3 classes train, 1st and 2nd classes are included in 1st class

Source: International Union of Railways

2.5 ROLLING STOCK



TGV Euroduplex 3UFC Océane
(France)

L+8T+L
Alstom
SNCF
2016
Yes (except for ends) + Double Decker
1,435
25 kV 50 Hz AC / 1.5 kV DC
320 / 320
9,280
Concentrated traction
TVM, KVB, ETCS
59
390
17
21.4
200
2.896
158
398
556



TGV Duplex renov Océane
(France)

L+8T+L
Alstom
SNCF
1996
Yes (except for ends) + Double Decker
1,435
25 kV 50 Hz AC / 1.5 kV DC
320 / 320
8,800
Concentrated traction
TVM, KVB, ETCS
9
390
17
20.4
200
2.896
158
398
556



TGV Ouigo
(France)

L+8T+L
Alstom
SNCF
2009
Yes (except for ends) + Double Decker
1,435
25 kV 50 Hz AC / 1.5 kV DC
320 / 320
9,280
Concentrated traction
TVM, KVB, ETCS
38
390
17
21.5
200
2.896
-
-
634

(1) M-Motor coach • T-Trailer coach• L-Locomotive
MB-Motor Bogie

AC – alternating current
DC – direct current

General characteristics

(1) Composition
Suppliers
Owners or operators
Year in service
Articulated
Track gauge (mm)
Electrification voltage (kV)
Maximum train speed / operation speed (km/h)
Power (kW)
Traction
Signalling
Train sets currently used / planned

Weight and dimensions

Unladen weight in running order (t)
Maximum axle load (t)
Power weight ratio (kW/t)
Train length (m)
Train width (m)

Seats

1 st class seats*
2 nd class seats
Total seats

Observations

* For 3 classes train, 1st and 2nd classes are included in 1st class

Source: International Union of Railways

2.5 ROLLING STOCK



(1) M-Motor coach • T-Trailer coach• L-Locomotive
MB-Motor Bogie

AC – alternating current
DC – direct current

General characteristics

(1) Composition	
Suppliers	
Owners or operators	
Year in service	
Articulated	
Track gauge (mm)	
Electrification voltage (kV)	
Maximum train speed / operation speed (km/h)	
Power (kW)	
Traction	
Signalling	
Train sets currently used / planned	

Weight and dimensions

Unladen weight in running order (t)	
Maximum axle load (t)	
Power weight ratio (kW/t)	
Train length (m)	
Train width (m)	

Seats

1 st class seats*	
2 nd class seats	
Total seats	

Observations

TGV-TMST 373 e300 (France / UK / Belgium)

(1) Composition	L+18T+L (+2MB)
Suppliers	Alstom
Owners or operators	Eurostar
Year in service	1993
Articulated	Yes (except for ends)
Track gauge (mm)	1,435
Electrification voltage (kV)	25 kV 50 Hz AC / 3 kV DC / 1.5 kV DC
Maximum train speed / operation speed (km/h)	300 / 300
Power (kW)	12,200
Traction	Concentrated traction
Signalling	TVM / KVB, TBL 1+, AWS / TPWS
Train sets currently used / planned	8

Unladen weight in running order (t)	752
Maximum axle load (t)	17
Power weight ratio (kW/t)	15
Train length (m)	394
Train width (m)	2.814

1 st class seats*	206
2 nd class seats	540
Total seats	746

401 (ICE 1) (Germany)

(1) Composition	L+12T+L
Suppliers	Siemens-Bombardier
Owners or operators	DB AG
Year in service	1991
Articulated	No
Track gauge (mm)	1,435
Electrification voltage (kV)	15 kV 16.7 Hz AC
Maximum train speed / operation speed (km/h)	280 / 280
Power (kW)	9,600
Traction	Concentrated traction
Signalling	ETCS, LZB / PZB, ZUB
Train sets currently used / planned	59

Unladen weight in running order (t)	782
Maximum axle load (t)	19.5
Power weight ratio (kW/t)	11.5
Train length (m)	358
Train width (m)	3.020

1 st class seats*	197
2 nd class seats	506
Total seats	703

Sets have 197/506 seats after modernisation (which is completed now)
1 was abandoned by Eschede accident
19 sets also suited for traffic to Switzerland (ZUB installed)

402 (ICE 2) (Germany)

(1) Composition	L+7T
Suppliers	Siemens-Bombardier
Owners or operators	DB AG
Year in service	1996
Articulated	No
Track gauge (mm)	1,435
Electrification voltage (kV)	15 kV 16.7 Hz AC
Maximum train speed / operation speed (km/h)	280 / 280
Power (kW)	4,800
Traction	Concentrated traction
Signalling	LZB / PZB
Train sets currently used / planned	44

Unladen weight in running order (t)	418
Maximum axle load (t)	19.5
Power weight ratio (kW/t)	10.7
Train length (m)	205
Train width (m)	3.020

1 st class seats*	106
2 nd class seats	275
Total seats	381

Passenger car consists of 6 coaches and driving trailer

* For 3 classes train, 1st and 2nd classes are included in 1st class

2.5 ROLLING STOCK



403 (ICE 3)
(Germany)

M+T+M+T+T+M+T+M
Siemens-Bombardier
DB AG
2000
No
1,435

15 kV 16.7 Hz AC

330 / 300
8,000
Distributed traction
ETCS, LZB / PZB
50

409
16
18
200
2.950

101
349
450

Last 13 delivered since 2005 (with 98/344 seats)

406 (ICE 3M)
(Germany / The Netherlands)

M+T+M+T+T+M+T+M
Siemens-Bombardier
DB AG, NS (46 ICE3M)
2000
No
1,435

25 kV 50 Hz AC / 15 kV 16.7 Hz AC
/ 3 kV DC / 1.5 kV DC
330-220 (DC) / 300
8,000
Distributed traction
ETCS, LZB / PZB, ATB, TBL
10

435
16
17.1
200
2.950

93
326
419

4 sets belong to NS, 4 sets belong to NS
for Frankfurt-Brussels/Amsterdam and Basel-Amsterdam
3,500 kW and 220 km/h under DC

406 (ICE 3MF)
(Germany)

M+T+M+T+T+M+T+M
Siemens-Bombardier
DB AG
2000
No
1,435

25 kV 50 Hz AC / 15 kV 16.7 Hz AC
/ 3 kV DC / 1.5 kV DC
330-220 (DC) / 320
8,000
Distributed traction
LZB / PZB, ATB, TBL, TVM / KVB
6

435
16
17.1
200
2.950

91
322
413

From Frankfurt to Paris (2007-2015)

(1) M-Motor coach • T-Trailer coach• L-Locomotive
MB-Motor Bogie

AC – alternating current
DC – direct current

General characteristics

(1) Composition

Suppliers

Owners or operators

Year in service

Articulated

Track gauge (mm)

Electrification voltage (kV)

Maximum train speed / operation speed (km/h)

Power (kW)

Traction

Signalling

Train sets currently used / planned

Weight and dimensions

Unladen weight in running order (t)

Maximum axle load (t)

Power weight ratio (kW/t)

Train length (m)

Train width (m)

Seats

1st class seats*

2nd class seats

Total seats

Observations

* For 3 classes train, 1st and 2nd classes are included in 1st class

Source: International Union of Railways

2.5 ROLLING STOCK



(1) M-Motor coach • T-Trailer coach• L-Locomotive
MB-Motor Bogie

AC – alternating current
DC – direct current

General characteristics	
(1) Composition	
Suppliers	
Owners or operators	
Year in service	
Articulated	
Track gauge (mm)	
Electrification voltage (kV)	
Maximum train speed / operation speed (km/h)	
Power (kW)	
Traction	
Signalling	
Train sets currently used / planned	
Weight and dimensions	
Unladen weight in running order (t)	
Maximum axle load (t)	
Power weight ratio (kW/t)	
Train length (m)	
Train width (m)	
Seats	
1 st class seats*	
2 nd class seats	
Total seats	
Observations	

407 (ICE 3) (Germany)

M+T+M+T+T+M+T+M	
Suppliers	Siemens
Owners or operators	DB AG
Year in service	2013
Articulated	No
Track gauge (mm)	1,435
Electrification voltage (kV)	25 kV 50 Hz AC / 15 kV 16.7 Hz AC / 3 kV DC / 1.5 kV DC
Maximum train speed / operation speed (km/h)	320 / 320
Power (kW)	8,000
Traction	Distributed traction
Signalling	LZB / PZB, ATB, TBL, TVM / KVB, ETCS
Train sets currently used / planned	17
Weight and dimensions	
Unladen weight in running order (t)	454
Maximum axle load (t)	14.2
Power weight ratio (kW/t)	16.3
Train length (m)	201
Train width (m)	2.950
Seats	
1 st class seats*	111
2 nd class seats	333
Total seats	444
Observations	

Several trainsets for Frankfurt-Paris (2015)

411 (ICE-T) (Germany / Austria)

M+T+M+T+M+T+M	
Suppliers	Siemens-Bombardier-Alstom
Owners or operators	DB AG, ÖBB (4011 ICE-T)
Year in service	2000
Articulated	No + Tilting
Track gauge (mm)	1,435
Electrification voltage (kV)	15 kV 16.7 Hz AC
Maximum train speed / operation speed (km/h)	230 / 230
Power (kW)	4,000
Traction	Distributed traction
Signalling	LZB / PZB, ZUB
Train sets currently used / planned	30
Weight and dimensions	
Unladen weight in running order (t)	350
Maximum axle load (t)	15
Power weight ratio (kW/t)	10.6
Train length (m)	185
Train width (m)	2.850
Seats	
1 st class seats*	55
2 nd class seats	304
Total seats	359
Observations	

3 were sold from DB to ÖBB (class 4011)
5 sets with ZUB are suited for operation in Switzerland

411 (ICE-T2) (Germany)

M+T+M+T+M+T+M	
Suppliers	Siemens-Bombardier-Alstom
Owners or operators	DB AG
Year in service	2004
Articulated	No + Tilting
Track gauge (mm)	1,435
Electrification voltage (kV)	15 kV 16.7 Hz AC
Maximum train speed / operation speed (km/h)	230 / 230
Power (kW)	4,000
Traction	Distributed traction
Signalling	LZB / PZB
Train sets currently used / planned	29
Weight and dimensions	
Unladen weight in running order (t)	350
Maximum axle load (t)	15
Power weight ratio (kW/t)	10.5
Train length (m)	185
Train width (m)	2.850
Seats	
1 st class seats*	55
2 nd class seats	321
Total seats	376
Observations	

Additional ICE-T trainsets (named ICE-T2) with more seating capacity

* For 3 classes train, 1st and 2nd classes are included in 1st class

2.5 ROLLING STOCK



415 (ICE-T)
(Germany)

T+M+M+M+T
Siemens-Bombardier-Alstom
DB AG
1999
No + Tilting
1,435
15 kV 16.7 Hz AC
230 / 230
3,000
Distributed traction
LZB / PZB, ZUB
10
273
15
10.2
133
2.850
41
209
250
Similar to class 411 5 are suited for operation in Switzerland



412 (ICE 4 - 7 car)
(Germany)

T+M+T+2M+2T
Siemens-Bombardier
DB AG
2017
No
1,435
25 kV 50 Hz AC / 15 kV 16.7 Hz AC / 3 kV DC / 1.5 kV DC
250 / 249
4,950
Distributed traction
LZB / PZB, ZUB, ETCS
0 / 37
455
<18
10.1
200
2.852
77
379
456
ICE 4



412 (ICE 4 - 12 car)
(Germany)

T+2M+T+2M+T+M+T+M+2T
Siemens-Bombardier
DB AG
2017
No
1,435
15 kV 16.7 Hz AC
250 / 249
9,900
Distributed traction
LZB / PZB, ETCS
25 / 100
659
<18
13.6
346
2.852
205
625
830

(1) M-Motor coach • T-Trailer coach• L-Locomotive
MB-Motor Bogie

AC – alternating current
DC – direct current

General characteristics

(1) Composition
Suppliers
Owners or operators
Year in service
Articulated
Track gauge (mm)
Electrification voltage (kV)
Maximum train speed / operation speed (km/h)
Power (kW)
Traction
Signalling
Train sets currently used / planned

Weight and dimensions

Unladen weight in running order (t)
Maximum axle load (t)
Power weight ratio (kW/t)
Train length (m)
Train width (m)

Seats

1 st class seats*
2 nd class seats
Total seats

Observations

* For 3 classes train, 1st and 2nd classes are included in 1st class

Source: International Union of Railways

2.5 ROLLING STOCK



(1) M-Motor coach • T-Trailer coach • L-Locomotive
MB-Motor Bogie

AC – alternating current

DC – direct current

General characteristics

(1) Composition	
Suppliers	
Owners or operators	
Year in service	
Articulated	
Track gauge (mm)	
Electrification voltage (kV)	
Maximum train speed / operation speed (km/h)	
Power (kW)	
Traction	
Signalling	
Train sets currently used / planned	

Weight and dimensions

Unladen weight in running order (t)	
Maximum axle load (t)	
Power weight ratio (kW/t)	
Train length (m)	
Train width (m)	

Seats

1 st class seats*	
2 nd class seats	
Total seats	

Observations

--	--

605 (ICE TD) (Germany / Denmark)

(1) Composition	4M
Suppliers	Siemens-Bombardier-Alstom
Owners or operators	DB AG, DSB
Year in service	2001
Articulated	No + Tilting
Track gauge (mm)	1,435
Electrification voltage (kV)	Diesel
Maximum train speed / operation speed (km/h)	200 / 200
Power (kW)	2,240
Traction	Distributed traction
Signalling	LZB / PZB, ZUB
Train sets currently used / planned	6

Unladen weight in running order (t)	216
Maximum axle load (t)	14.5
Power weight ratio (kW/t)	9.7
Train length (m)	106
Train width (m)	2.850

1 st class seats*	41
2 nd class seats	154
Total seats	195

Observations	6 were transferred from DB to DSB and are equipped with Danish signalling system and radio for international services. 14 is out of service Tilting system is not used
--------------	---

ETR 450 (Italy)

(1) Composition	4M+T+4M
Suppliers	Alstom
Owners or operators	Trenitalia
Year in service	1988
Articulated	No + Tilting
Track gauge (mm)	1,435
Electrification voltage (kV)	3 kV DC
Maximum train speed / operation speed (km/h)	250 / 250
Power (kW)	5,000
Traction	Distributed traction
Signalling	SCMT / BACC
Train sets currently used / planned	6

Unladen weight in running order (t)	435
Maximum axle load (t)	12.5 (unloaded)
Power weight ratio (kW/t)	10.7
Train length (m)	233.9
Train width (m)	2.750

1 st class seats*	170
2 nd class seats	220
Total seats	390

Observations	15 trainsets were produced
--------------	----------------------------

ETR 460 (Italy)

(1) Composition	2M+2T+2M+T+2M
Suppliers	Alstom
Owners or operators	Trenitalia
Year in service	1995
Articulated	No + Tilting
Track gauge (mm)	1,435
Electrification voltage (kV)	3 kV DC
Maximum train speed / operation speed (km/h)	250 / 250
Power (kW)	5,880
Traction	Distributed traction
Signalling	SCMT / BACC
Train sets currently used / planned	9

Unladen weight in running order (t)	445
Maximum axle load (t)	13.5 (unloaded)
Power weight ratio (kW/t)	12.2
Train length (m)	237
Train width (m)	2.800

1 st class seats*	139
2 nd class seats	341
Total seats	480

Observations	10 trainsets were produced
--------------	----------------------------

* For 3 classes train, 1st and 2nd classes are included in 1st class

Source: International Union of Railways

2.5 ROLLING STOCK



ETR 470
(Italy / Switzerland)

2M+2T+2M+T+2M
Alstom
Trenitalia, SBB
1996
No + Tilting
1,435
15 kV 16.7 Hz AC / 3 kV DC
200 / 200
5,880
Distributed traction
SCMT / BACC, ZUB
5
460
15.1
11.8
236.6
2.800
151
324
475
Trenitalia: 5 sets SBB: 0 sets



ETR 480
(Italy)

2M+2T+2M+T+2M
Alstom
Trenitalia
1997
No + Tilting
1,435
25 kV 50 Hz AC / 3 kV DC
280 / 250
5,880
Distributed traction
SCMT / BACC
15
422
13.5 (unloaded)
12.8
237
2.800
139
341
480
AC electric equipment was installed to ETR 480 and renumbered as ETR 485



ETR 500
(Italy)

L+11T+L
Ansaldobreda-Alstom-Bombardier
Trenitalia
1995
No
1,435
25 kV 50 Hz AC / 3 kV DC
360 / 300
8,800
Concentrated traction
SCMT / BACC, ETCS
59
640 (loaded)
17
13.8
354
2.860
-
-
574
Figures are for 3-class 4-class are introduced since 2012

(1) M-Motor coach • T-Trailer coach• L-Locomotive
MB-Motor Bogie

AC – alternating current
DC – direct current

General characteristics

(1) Composition
Suppliers
Owners or operators
Year in service
Articulated
Track gauge (mm)
Electrification voltage (kV)
Maximum train speed / operation speed (km/h)
Power (kW)
Traction
Signalling
Train sets currently used / planned

Weight and dimensions

Unladen weight in running order (t)
Maximum axle load (t)
Power weight ratio (kW/t)
Train length (m)
Train width (m)

Seats

1 st class seats*
2 nd class seats
Total seats

Observations

* For 3 classes train, 1st and 2nd classes are included in 1st class

Source: International Union of Railways

2.5 ROLLING STOCK



(1) M-Motor coach • T-Trailer coach • L-Locomotive
MB-Motor Bogie

AC – alternating current
DC – direct current

General characteristics

(1) Composition
Suppliers
Owners or operators
Year in service
Articulated
Track gauge (mm)
Electrification voltage (kV)
Maximum train speed / operation speed (km/h)
Power (kW)
Traction
Signalling
Train sets currently used / planned

Weight and dimensions

Unladen weight in running order (t)
Maximum axle load (t)
Power weight ratio (kW/t)
Train length (m)
Train width (m)

Seats

1 st class seats*
2 nd class seats
Total seats

Observations

ETR 600 (Italy)

M+T+M+T+M+T+M
Alstom
Trenitalia
2008
No + Tilting
1,435
25 kV 50 Hz AC / 3 kV DC
280 / 250
5,600
Distributed traction
SCMT / BACC, ETCS
12

443 (loaded)
17
12.6
187.4
2.830

126
306
432

ETR 610 (Italy / Switzerland)

M+T+M+T+M+T+M
Alstom
Trenitalia, SBB
2009
No + Tilting
1,435
25 kV 50 Hz AC / 15 kV 16.7 Hz AC 3 kV DC
250 / 250
5,500
Distributed traction
SCMT / BACC, LZB / PZB, ZUB, ETCS
26

466
17
12.2
187.4
2.830

108+18
304 (Trenitalia), 296 (SBB)
430 (Trenitalia), 422 (SBB)

Trenitalia: 7 sets
SBB: 19 sets

ETR 700 (Italy)

M+T+M+T+T+M+T+M
AnsaldoBreda
Trenitalia
2019
No
1,435
25 kV 50 Hz AC / 3 kV DC / 1.5 kV DC
250 / 250
5,500
Distributed traction
ATB, TBL, LZB, ETCS
4 (17)

423
17
11.8
200.9
2.870

52+148
300
500

Trenitalia: 17 sets since jun. 2019
Former V250 series (NS)

* For 3 classes train, 1st and 2nd classes are included in 1st class

2.5 ROLLING STOCK



ETR 1000
(Italy)

M+T+M+2T+M+T+M
Alstom-Hitachi Rail Italy-Bombardier
Trenitalia
2015
No
1,435
25 kV 50 Hz AC / 15 kV 16.7 Hz AC 3 kV DC / 1.5 kV DC
400 / 300
9,800
Distributed traction
ETCS
50 (64)
500 (loaded)
17
19.6
202
2.924
10+71+76
300
457
Operation since 2015 in 300 km/h



AGV 575
(Italy)

EMU-11 (5MB+7TB)
Alstom
NTV
2012
Yes
1,435
25 kV 50 Hz AC / 3 kV DC
300 / 300
7,500
Distributed traction
SCMT / BACC, ETCS
25
398
17
15
201
3.000
19+143
288
450
3-class



"Evo Pendolino"
(Italy)

M+T+M+T+M+T+M
Alstom
NTV
2018
Yes
1,435
25 kV 50 Hz AC / 3 kV DC
250 / 250
5,500
Distributed traction
SCMT / BACC, ETCS
10 (22)
407
25
13.5
187.3
2.950
-
-
472
Pendolino Design

(1) M-Motor coach • T-Trailer coach• L-Locomotive
MB-Motor Bogie

AC – alternating current
DC – direct current

General characteristics

(1) Composition
Suppliers
Owners or operators
Year in service
Articulated
Track gauge (mm)
Electrification voltage (kV)
Maximum train speed / operation speed (km/h)
Power (kW)
Traction
Signalling
Train sets currently used / planned

Weight and dimensions

Unladen weight in running order (t)
Maximum axle load (t)
Power weight ratio (kW/t)
Train length (m)
Train width (m)

Seats

1 st class seats*
2 nd class seats
Total seats

Observations

* For 3 classes train, 1st and 2nd classes are included in 1st class

Source: International Union of Railways

2.5 ROLLING STOCK



(1) M-Motor coach • T-Trailer coach• L-Locomotive
MB-Motor Bogie

AC – alternating current
DC – direct current

General characteristics	
(1) Composition	
Suppliers	
Owners or operators	
Year in service	
Articulated	
Track gauge (mm)	
Electrification voltage (kV)	
Maximum train speed / operation speed (km/h)	
Power (kW)	
Traction	
Signalling	
Train sets currently used / planned	
Weight and dimensions	
Unladen weight in running order (t)	
Maximum axle load (t)	
Power weight ratio (kW/t)	
Train length (m)	
Train width (m)	
Seats	
1 st class seats*	
2 nd class seats	
Total seats	
Observations	

ED250 (Poland)	
(1) Composition	2M+3T+2M
Suppliers	Alstom
Owners or operators	PKP Intercity
Year in service	2014
Articulated	No
Track gauge (mm)	1,435
Electrification voltage (kV)	25 kV 50 Hz AC / 15 kV 16.7 Hz AC 3 kV DC
Maximum train speed / operation speed (km/h)	250 / 250
Power (kW)	5,500
Traction	Distributed traction
Signalling	SHP, Mirel, LZB / PZB, ETCS
Train sets currently used / planned	20
Weight and dimensions	
Unladen weight in running order (t)	395.5
Maximum axle load (t)	17
Power weight ratio (kW/t)	14.2
Train length (m)	187.4
Train width (m)	2.830
Seats	
1 st class seats*	57
2 nd class seats	345
Total seats	402
Observations	

S100 (bicourant) (Spain)	
(1) Composition	L+8T+L
Suppliers	Alstom
Owners or operators	Renfe Operadora
Year in service	1992
Articulated	Yes (except for ends)
Track gauge (mm)	1,435
Electrification voltage (kV)	25 kV 50 Hz AC / 3 kV DC
Maximum train speed / operation speed (km/h)	300 / 300
Power (kW)	8,800
Traction	Concentrated traction
Signalling	ASFA / LZB, ETCS
Train sets currently used / planned	14
Weight and dimensions	
Unladen weight in running order (t)	392
Maximum axle load (t)	17.2
Power weight ratio (kW/t)	21
Train length (m)	200.15
Train width (m)	2.904
Seats	
1 st class seats*	80 ⁽¹⁾
2 nd class seats	265 (+2 hp)
Total seats	345 (+2 hp)
Observations	
AVE "3 classes" (1) Includes 8 places in club room	

S100 (tricourant) (Spain)	
(1) Composition	L+8T+L
Suppliers	Alstom
Owners or operators	Renfe Operadora
Year in service	1992
Articulated	Yes (except for ends)
Track gauge (mm)	1,435
Electrification voltage (kV)	25 kV 50 Hz AC / 3 kV DC / 1.5 kV DC
Maximum train speed / operation speed (km/h)	300 / 300
Power (kW)	8,800
Traction	Concentrated traction
Signalling	ASFA / LZB, TVM / KVB, ETCS
Train sets currently used / planned	10
Weight and dimensions	
Unladen weight in running order (t)	392
Maximum axle load (t)	17.2
Power weight ratio (kW/t)	21
Train length (m)	200.15
Train width (m)	2.904
Seats	
1 st class seats*	80 ⁽¹⁾
2 nd class seats	265 (+2 hp)
Total seats	345 (+2 hp)
Observations	
AVE "3 classes" 10 sets are tri-current and operable in France since 2013 (1) Includes 8 places in club room	

* For 3 classes train, 1st and 2nd classes are included in 1st class

Source: International Union of Railways

2.5 ROLLING STOCK



S101
(Spain)

L+8T+L
Alstom
Renfe Operadora
1996-2010
Yes (except for ends)
1,668
3 kV DC
200 / 200
5,400
Concentrated traction
ASFA / EBICAB900
0
392
17.2
12.9
200.15
2.904
112
200 (+2 hp)
312 (+2 hp)
"Euromed"
Track gauge 1,668
All sets converted to S100



S102
(Spain)

L+12T+L
Talgo-Bombardier
Renfe Operadora
2005
Yes, by independent wheels (except for ends)
+ Tilting
1,435
25 kV 50 Hz AC
330 / 300
8,000
Concentrated traction
ASFA / LZB, ETCS
16
322
17
24.7
200.24
2.960
71 ⁽¹⁾
261 (+2 hp)
332 (+2 hp)
AVE "3 classes"
(1) Includes 8 places in club room



S103
(Spain)

M+T+M+2T+M+T+M
Siemens
Renfe Operadora
2007
No
1,435
25 kV 50 Hz AC
350 / 300
8,800
Distributed traction
ASFA / LZB / ETCS
26
425
15
20.7
200
2.950
88 ⁽¹⁾
332 (+2 hp)
420 (+2 hp)
AVE "3 classes"
(1) Includes 8 places in club room

(1) M-Motor coach • T-Trailer coach • L-Locomotive
MB-Motor Bogie

AC – alternating current
DC – direct current

General characteristics

(1) Composition
Suppliers
Owners or operators
Year in service

Articulated

Track gauge (mm)
Electrification voltage (kV)
Maximum train speed / operation speed (km/h)
Power (kW)

Traction
Signalling
Train sets currently used / planned

Weight and dimensions

Unladen weight in running order (t)
Maximum axle load (t)
Power weight ratio (kW/t)
Train length (m)
Train width (m)

Seats

1st class seats*
2nd class seats
Total seats

Observations

* For 3 classes train, 1st and 2nd classes are included in 1st class

Source: International Union of Railways

2.5 ROLLING STOCK



(1) M-Motor coach • T-Trailer coach• L-Locomotive
MB-Motor Bogie

AC – alternating current
DC – direct current

General characteristics

(1) Composition	
Suppliers	
Owners or operators	
Year in service	
Articulated	
Track gauge (mm)	
Electrification voltage (kV)	
Maximum train speed / operation speed (km/h)	
Power (kW)	
Traction	
Signalling	
Train sets currently used / planned	

Weight and dimensions

Unladen weight in running order (t)	
Maximum axle load (t)	
Power weight ratio (kW/t)	
Train length (m)	
Train width (m)	

Seats

1 st class seats*	
2 nd class seats	
Total seats	

Observations

--	--

S104 (Spain)
4M
CAF-Alstom
Renfe Operadora
2004
No
1,435
25 kV 50 Hz AC
270 / 250
4,000
Distributed traction
ASFA / LZB / ETCS
20
221.5
17
18.1
107.1
2.920
30
206 (+1 hp)
236 (+1 hp)
"Avant"

S106/122 (Spain)
M+12T+M
Talgo-Bombardier
Renfe Operadora
2022
Yes, by independent wheels (except for ends) + Tilting
1,435
25 kV 50 Hz AC / 3 kV DC / 1.5 kV DC
330 / 300
8,000 (25 kV) / 6,500 (3 kV) / 4,300 (1.5 kV)
Concentrated traction
ASFA / LZB / ETCS / TVM430 / KVB / RPS
0 / 30
317.0
17
23.4
201.9
3.200
76 (+2 hp)
429
505 (+2 hp)
Standard (1,435) or dual gauge (1,435 - 1,668) trainsets 10 trainsets for international use, include TVM-430, KVB, RPS

S108 (Spain)
L+8T+L
Alstom
SNCF
2021
Yes (except for ends) + Double Decker
1,435
25 kV 50 Hz AC / 1.5 kV DC
320 / 320
9,280
Concentrated traction
EQS (ETCS/ASFA)
9
390
17
21.5
200
2.896
181
328
509

* For 3 classes train, 1st and 2nd classes are included in 1st class

Source: International Union of Railways and miscellaneous data sources

2.5 ROLLING STOCK



S112
(Spain)

L+12T+L
Talgo-Bombardier
Renfe Operadora
2010
Yes, by independent wheels (except for ends)
+ Tilting
1,435
25 kV 50 Hz AC
330 / 300
8,000
Concentrated traction
ASFA / LZB / ETCS
30
322
17
24.7
200.24
2.960
71
292 (+2 hp)
363 (+2 hp)
Similar to S102 but capacity is increased



S112 M
(Spain)

L+12T+L
Talgo-Bombardier
Renfe Operadora
2021
Yes, by independent wheels (except for ends)
+ Tilting
1,435
25 kV 50 Hz AC
330 / 300
8,000
Concentrated traction
ASFA / LZB / ETCS
5 / 30
322
17
24.7
200.24
2.960
-
438 (+2 hp)
438 (+2 hp)
"Avlo"
Similar to S112 but capacity is increased



S114
(Spain)

4M
CAF-Alstom
Renfe Operadora
2011
No
1,435
25 kV 50 Hz AC
270 / 250
4,000
Distributed traction
ASFA / LZB / ETCS
13
221.5
17
18.1
107.9
2.830
-
236 (+2 hp)
236 (+2 hp)
"Avant"

(1) M-Motor coach • T-Trailer coach • L-Locomotive
MB-Motor Bogie

AC – alternating current
DC – direct current

General characteristics

(1) Composition

Suppliers

Owners or operators

Year in service

Articulated

Track gauge (mm)

Electrification voltage (kV)

Maximum train speed / operation speed (km/h)

Power (kW)

Traction

Signalling

Train sets currently used / planned

Weight and dimensions

Unladen weight in running order (t)

Maximum axle load (t)

Power weight ratio (kW/t)

Train length (m)

Train width (m)

Seats

1st class seats*

2nd class seats

Total seats

Observations

* For 3 classes train, 1st and 2nd classes are included in 1st class

Source: International Union of Railways

2.5 ROLLING STOCK



(1) M-Motor coach • T-Trailer coach• L-Locomotive
MB-Motor Bogie

AC – alternating current
DC – direct current

General characteristics

(1) Composition
Suppliers
Owners or operators
Year in service
Articulated
Track gauge (mm)
Electrification voltage (kV)
Maximum train speed / operation speed (km/h)
Power (kW)
Traction
Signalling
Train sets currently used / planned

Weight and dimensions

Unladen weight in running order (t)
Maximum axle load (t)
Power weight ratio (kW/t)
Train length (m)
Train width (m)

Seats

1 st class seats*
2 nd class seats
Total seats

Observations

S120 (Spain)
4M
CAF-Alstom
Renfe Operadora
2006
No
1,435 / 1,668
25 kV 50 Hz AC / 3 kV DC
250 (25 kV)-220 (3 kV) / 250 (25 kV)-220 (3 kV)
4,000 (25 kV)-2,500 (3 kV)
Distributed traction
ASFA / LZB / ETCS / EBICAB
12
233
16.2
17.2
107.4
2.920
81
156 (+1 hp)
237 (+1 hp)
"Alvia" Dual gauge track (1,435 - 1,668)

S120.5 (Spain)
4M
CAF-Alstom
Renfe Operadora
2006
No
1,435 / 1,668
25 kV 50 Hz AC / 3 kV DC
250 (25 kV)-220 (3 kV) / 250 (25 kV)-220 (3 kV)
4,000 (25 kV)-2,500 (3 kV)
Distributed traction
ASFA / LZB / ETCS
15
232
16.2
17.2
107.4
2.920
74 (+1 hp)
148
222 (+1 hp)
"Alvia" Dual gauge track (1,435 - 1,668)

S121 (Spain)
4M
CAF-Alstom
Renfe Operadora
2008
No
1,435 / 1,668
25 kV 50 Hz AC / 3 kV DC
250 (25 kV)-220 (3 kV) / 250 (25 kV)-220 (3 kV)
4,000 (25 kV)-2,500 (3 kV)
Distributed traction
ASFA / LZB / ETCS
29
225
15.75
17.8
107.4
2.920
-
-
280 (+2 hp)
"Avant" Dual gauge track (1,435 - 1,668)

* For 3 classes train, 1st and 2nd classes are included in 1st class

Source: International Union of Railways



S130
(Spain)

L+11T+L
Talgo-Bombardier
Renfe Operadora
2007
Yes, by independent wheels (except for ends)
+ Tilting
1,435 / 1,668
25 kV 50 Hz AC / 3 kV DC
250 (25 kV)-220 (3 kV) / 250 (25 kV)-220 (3 kV)
4,800 (25 kV) / 4,000 (3 kV)
Concentrated traction
ASFA / LZB / EBICAB / ETCS
30
312
18
15.4
184.2
2.960
62 (+1 hp)
236
298 (+1 hp)
"Alvia"
Dual gauge track (1,435 - 1,668)
15 sets will be converted to S130H



S730
(Spain)

M+9T+M
Talgo-Bombardier
Renfe Operadora
2012
Yes, by independent wheels (except for ends)
+ Tilting
1,435 / 1,668
25 kV 50 Hz AC / 3 kV DC / diesel
250 (25 kV)-220 (3 kV)-180 (diesel) / 250 (25 kV)-220 (3 kV)-180 (diesel)
4,800 (25 kV) / 4,000 (3 kV) / 3,600 (diesel)
Concentrated traction
ASFA / LZB / EBICAB / ETCS
14
384
18
12.5
186
2.960
47 (+1 hp)
216
263 (+1 hp)
Diesel hybrid version of S130
Diesel engines are installed on 2 end cars next to the locomotive
15 sets are converted from S130
Dual gauge track (1,435 - 1,668)
No. 12 abandoned after the accident at Santiago



X2 (X2000)
(Sweden)

L+5T / L+6T
Bombardier
SJ
1990
No + Tilting
1,435
15 kV 16.7 Hz AC
200 / 200
3,260
Concentrated traction
EBICAB700
7 - 36
360 (6T)
18.5
8.5
140 / 165
3.080
48 / 96
213
261 (+2 hp) / 309 (+2 hp)

(1) M-Motor coach • T-Trailer coach• L-Locomotive
MB-Motor Bogie

AC – alternating current
DC – direct current

General characteristics

(1) Composition
Suppliers
Owners or operators
Year in service
Articulated
Track gauge (mm)
Electrification voltage (kV)
Maximum train speed / operation speed (km/h)
Power (kW)
Traction
Signalling
Train sets currently used / planned
Weight and dimensions
Unladen weight in running order (t)
Maximum axle load (t)
Power weight ratio (kW/t)
Train length (m)
Train width (m)
Seats
1 st class seats*
2 nd class seats
Total seats
Observations

* For 3 classes train, 1st and 2nd classes are included in 1st class



(1) M-Motor coach • T-Trailer coach• L-Locomotive
MB-Motor Bogie

AC – alternating current
DC – direct current

General characteristics	
(1) Composition	
Suppliers	
Owners or operators	
Year in service	
Articulated	
Track gauge (mm)	
Electrification voltage (kV)	
Maximum train speed / operation speed (km/h)	
Power (kW)	
Traction	
Signalling	
Train sets currently used / planned	
Weight and dimensions	
Unladen weight in running order (t)	
Maximum axle load (t)	
Power weight ratio (kW/t)	
Train length (m)	
Train width (m)	
Seats	
1 st class seats*	
2 nd class seats	
Total seats	
Observations	

X40 (Sweden)	
(1) Composition	2M / 3M
Suppliers	Alstom
Owners or operators	SJ
Year in service	2005
Articulated	No + Double Decker
Track gauge (mm)	1,435
Electrification voltage (kV)	15 kV 16.7 Hz AC
Maximum train speed / operation speed (km/h)	200 / 200
Power (kW)	1,600 / 2,400
Traction	Distributed traction
Signalling	EBICAB700
Train sets currently used / planned	16 - 27
Weight and dimensions	
Unladen weight in running order (t)	140 / 205
Maximum axle load (t)	-
Power weight ratio (kW/t)	10.4
Train length (m)	55.1 - 81.5
Train width (m)	2.960
Seats	
1 st class seats*	-
2 nd class seats	180 / 288
Total seats	180 / 288
Observations	

X3 (Sweden)	
(1) Composition	M+2T+M
Suppliers	Alstom
Owners or operators	Arlanda Express
Year in service	1999
Articulated	No
Track gauge (mm)	1,435
Electrification voltage (kV)	15 kV 16.7 Hz AC
Maximum train speed / operation speed (km/h)	200 / 200
Power (kW)	2,240
Traction	Distributed traction
Signalling	EBICAB700
Train sets currently used / planned	7
Weight and dimensions	
Unladen weight in running order (t)	193
Maximum axle load (t)	-
Power weight ratio (kW/t)	10.8
Train length (m)	93.4
Train width (m)	3.063
Seats	
1 st class seats*	0
2 nd class seats	190
Total seats	190
Observations	

X55 (SJ 3000) (Sweden)	
(1) Composition	EMU-4 (4M)
Suppliers	Bombardier
Owners or operators	SJ
Year in service	2012
Articulated	No
Track gauge (mm)	1,435
Electrification voltage (kV)	15 kV 16.7 Hz AC
Maximum train speed / operation speed (km/h)	250 / 200
Power (kW)	3,180
Traction	Distributed traction
Signalling	EBICAB700, ETCS
Train sets currently used / planned	20
Weight and dimensions	
Unladen weight in running order (t)	274
Maximum axle load (t)	-
Power weight ratio (kW/t)	10.8
Train length (m)	107
Train width (m)	3.430
Seats	
1 st class seats*	64
2 nd class seats	181
Total seats	245
Observations	

* For 3 classes train, 1st and 2nd classes are included in 1st class

Source: International Union of Railways

2.5 ROLLING STOCK



RABDe500 (ICN)
(Switzerland)

2M+3T+2M
Bombardier-Alstom
SBB
2000
No + Tilting
1,435
15 kV 16.7 Hz AC
220 / 200
5,200
Distributed traction
ZUB
44
355
12
13.3
188
2.830
125
326
451



RABe501 (EC250)
(Switzerland)

TB+2MB+4TB+2MB+3TB
Stadler
SBB
2020
Yes
1,435
25 kV 50 Hz AC / 15 kV 16.7 Hz AC
3 kV DC
250 / 250
6,000
Distributed traction
SCMT / BACC / LZB / PZB / ZUB / ETCS
28
380
17.3
15.8
202
2.900
117
288
405
SBB "Giruno" Stadler "SMILE"



IC125
(United Kingdom)

L+7T+L - L+8T+L
BREL
CC, EC, EM, FGW, GC, V
1976
No
1,435
Diesel
200 / 200
3,360
Concentrated traction
AWS / TPWS
80
383 (L+7+L)
10.7
8.8
197 (L+7T+L) - 220 (L+8T+L)
2.740
-
-
472
CC: Cross Country EC: East Coast EM: East Midlands FGW: First Great Western GC: Grand Central V: Virgin

(1) M-Motor coach • T-Trailer coach• L-Locomotive
MB-Motor Bogie

AC – alternating current
DC – direct current

General characteristics

(1) Composition
Suppliers
Owners or operators
Year in service
Articulated
Track gauge (mm)
Electrification voltage (kV)
Maximum train speed / operation speed (km/h)
Power (kW)
Traction
Signalling
Train sets currently used / planned

Weight and dimensions

Unladen weight in running order (t)
Maximum axle load (t)
Power weight ratio (kW/t)
Train length (m)
Train width (m)

Seats

1 st class seats*
2 nd class seats
Total seats

Observations

* For 3 classes train, 1st and 2nd classes are included in 1st class

Source: International Union of Railways

2.5 ROLLING STOCK



(1) M-Motor coach • T-Trailer coach• L-Locomotive
MB-Motor Bogie

AC – alternating current
DC – direct current

General characteristics

(1) Composition
Suppliers
Owners or operators
Year in service
Articulated
Track gauge (mm)
Electrification voltage (kV)
Maximum train speed / operation speed (km/h)
Power (kW)
Traction
Signalling
Train sets currently used / planned

Weight and dimensions

Unladen weight in running order (t)
Maximum axle load (t)
Power weight ratio (kW/t)
Train length (m)
Train width (m)

Seats

1 st class seats*
2 nd class seats
Total seats

Observations

IC225 (United Kingdom)

L+9T
BREL, Alstom
East Coast
1989
No
1,435
25 kV 50 Hz AC
225 / 200
4,350
Concentrated traction
AWS / TPWS
30

476
11.9
9.1
226
2.740

112
368
480

180 (United Kingdom)

5M
Alstom
EC, GC, HT, NR
2000
No
1,435
Diesel
200 / 200
2,800
Distributed traction
AWS / TPWS
14

252.5
12.6
10.2
116.5
2.730

42
226
268

"Adelante"
EC: East Coast,
GC: Grand Central,
HT: Hull Trains,
NR: Northern Rail

220 (United Kingdom)

4M
Bombardier
Cross Country
2001
No
1,435
Diesel
200 / 200
2,200
Distributed traction
AWS / TPWS
34

185.6
11.6
11
93.34
2.730

26
162
188

"Voyager"

* For 3 classes train, 1st and 2nd classes are included in 1st class

2.5 ROLLING STOCK



221
(United Kingdom)

4M - 5M
Bombardier
Cross Country, Virgin
2002
No + Tilting
1,435
Diesel
200 / 200
2,240 (4M) - 2,800 (5M)
Distributed traction
AWS / TPWS
4 (4M) - 40 (5M)
227 (4M) - 282.8 (5M)
14.1
9.2
93.3 (4M) - 116.2 (5M)
2.730
26
162 (4M) - 224 (5M)
188 (4M) - 250 (5M)
"Super Voyager"



222
(United Kingdom)

4M - 5M - 7M
Bombardier
East Midlands
2004
No
1,435
Diesel
200 / 200
2,240 (4M) - 2,800 (5M) - 3,920 (7M)
Distributed traction
AWS / TPWS
4 (4M) - 17 (5M) - 6 (7M)
227 (4M) - 282.5 (5M) - 395.5 (7M)
14.1
9.9
93.3 (4M) - 116.2 (5M) - 161.8 (7M)
2.730
33 (4M) - 50 (5M) - 106 (7M)
132 (4M) - 192 (5M) - 236 (7M)
165 (4M) - 242 (5M) - 342 (7M)
"Meridian"



374 e320
(UK / France / Belgium / The Netherlands)

M+T+M+T+T+M+T+M+M+T+M+T+M+T+M
Siemens
Eurostar
2015
No
1,435
25 kV 50 Hz AC / 15 kV 16.7 Hz AC / 3 kV DC / 1.5 kV DC
320 / 300
16,000
Distributed traction
TVM / KVB, TBL, ATB, ETCS
17
878
17
18.2
400
2.950
222
672
894
No. 4001-4034 Siemens Velaro D series

(1) M-Motor coach • T-Trailer coach • L-Locomotive
MB-Motor Bogie

AC – alternating current
DC – direct current

General characteristics

(1) Composition
Suppliers
Owners or operators
Year in service
Articulated
Track gauge (mm)
Electrification voltage (kV)
Maximum train speed / operation speed (km/h)
Power (kW)
Traction
Signalling
Train sets currently used / planned

Weight and dimensions

Unladen weight in running order (t)
Maximum axle load (t)
Power weight ratio (kW/t)
Train length (m)
Train width (m)

Seats

1 st class seats*
2 nd class seats
Total seats

Observations

* For 3 classes train, 1st and 2nd classes are included in 1st class

Source: International Union of Railways

2.5 ROLLING STOCK



(1) M-Motor coach • T-Trailer coach• L-Locomotive
MB-Motor Bogie



AC – alternating current
DC – direct current

General characteristics

(1) Composition
Suppliers
Owners or operators
Year in service
Articulated
Track gauge (mm)
Electrification voltage (kV)
Maximum train speed / operation speed (km/h)
Power (kW)
Traction
Signalling
Train sets currently used / planned

Weight and dimensions

Unladen weight in running order (t)
Maximum axle load (t)
Power weight ratio (kW/t)
Train length (m)
Train width (m)

Seats

1 st class seats*
2 nd class seats
Total seats

Observations

390 (United Kingdom)
2M+T+M+T+M+T+2M
Alstom
Virgin
2002
No + Tilting
1,435
25 kV 50 Hz AC
225 / 200
5,500
Distributed traction
AWS / TPWS
56
458 (loaded)
16.1
12
217
2.730
145
294
439
Decided to increasing train length to 11 car for 31 train sets and creation of 4 new 11 car trainsets

395 (United Kingdom)
T+4M+T
Hitachi
Southeastern
2009
No
1,435
25 kV 50 Hz AC / 0.75 kV DC
225 / 225
3,360
Distributed traction
TVM / KVB, AWS / TPWS
29
265
11 (unloaded avg.)
12.7
121.8
2.810
-
348
348

800 (United Kingdom)
T+3M+T / T+2M+T+M+T+2M+T
Hitachi-Hitachi Rail Europe (UK)
IEP (Great Western, East Coast main line)
2017
No
1,435
25 kV 50 Hz AC + Diesel (Bi-mode)
200 / 200
2,100 - 3,500
Distributed traction
AWS / TPWS
6 / 46 - 34
300 - 540
18.4
-
93.7 - 208.7
2.730
45-101
270 - 526
315 - 627
Agility Trains Bi-mode is possible to be propelled by both electricity and diesel engine 5-cars: 46 sets; 36 sets for Great Western Main Line, 10 sets for East Coast main line 9-cars: 34 sets; 21 sets for Great Western Main Line, 13 sets for East Coast main line

* For 3 classes train, 1st and 2nd classes are included in 1st class

Source: International Union of Railways

2.5 ROLLING STOCK



801
(United Kingdom)

T+3M+T / T+2M+T+M+T+2M+T
Hitachi-Hitachi Rail Europe (UK)
IEP (East Coast main line)
2018
No
1,435
25 kV 50 Hz AC + Diesel (Bi-mode)
200 / 200
2,100 - 3,500
Distributed traction
AWS / TPWS
0 / 12 - 0 / 30
300 - 540
18.4
-
93.7 - 208.7
2.730
45-101
270 - 526
315 - 627
Agility Trains, 5-cars: 12 sets for East Coast main line 9-cars: 30 sets for East Coast main line



802
(United Kingdom)

T+3M+T / T+2M+T+M+T+2M+T
Hitachi-Hitachi Rail Europe (UK)
Great Western
2018
No
1,435
25 kV 50 Hz AC + Diesel (Bi-mode)
200 / 200
2,100 - 3,500
Distributed traction
AWS / TPWS
0 / 22 - 14
300 - 540
18.4
-
130 - 234
2.730
-
-
326 - 655
Bi-mode, AT300 Bi-mode is possible to be propelled by both electricity and diesel engine who provide electricity to motors

(1) M-Motor coach • T-Trailer coach • L-Locomotive
MB-Motor Bogie

AC – alternating current
DC – direct current

General characteristics

(1) Composition
Suppliers
Owners or operators
Year in service
Articulated
Track gauge (mm)
Electrification voltage (kV)
Maximum train speed / operation speed (km/h)
Power (kW)
Traction
Signalling
Train sets currently used / planned

Weight and dimensions

Unladen weight in running order (t)
Maximum axle load (t)
Power weight ratio (kW/t)
Train length (m)
Train width (m)

Seats

1 st class seats*
2 nd class seats
Total seats

Observations

* For 3 classes train, 1st and 2nd classes are included in 1st class

Source: International Union of Railways



INTERNATIONAL UNION
OF RAILWAYS

1. GLOBAL HIGH - SPEED DATA

2. EUROPE

3. ASIA - PACIFIC

4. AFRICA

5. NORTH AMERICA

6. MIDDLE EAST

7. LATIN AMERICA

INDEX OF COUNTRIES

3.1 HIGH-SPEED RAIL NETWORK



High-speed lines in commercial operation in China (I)

LINE	MAXIMUM SPEED (km/h)	YEAR	DISTANCE (KILOMETRES)
Qinhuangdao - Shenyang North	250	2003	405
Taipei - Kaohsiung	300	2007	345
Nanjing - Hefei	250	2008	148
Beijing South - Tianjin	350	2008	118
Qingdao - Jinan	200	2009	393
Hefei East - Hankou	250	2009	380
Shijiazhuang North - Taiyuan	250	2009	227
Chongqing - Liangwu	200	2009	263
Ningbo - Cangnan	250	2009	351
Wuhan - Guangzhou South	350	2009	1,079
Zhengzhou East - Xi'an North	350	2010	553
Cangnan - Fuzhou	250	2010	211
Fuzhou - Xiamen North	250	2010	234
Chengdu - Qingchengshan	200	2010	65
Shanghai - Nanjing	350	2010	323
Jiujiang - Nanchang West	250	2010	138
Shanghai Hongqiao - Hangzhou South	350	2010	174
Haikou - Sanya	250	2010	308
Guangzhou South - Zhuhai	200	2011	143
Changchun - Jilin	250	2011	111
Beijing South - Shanghai Hongqiao	350	2011	1,318
Guangzhou South - Futian	250	2011	111
Longyan - Zhangzhou	200	2012	114
Hankou - Yichang East	200	2012	292
Zhengzhou East - Wuhan	350	2012	526

Source: compiled by authors based on International Union of Railways, 2022

3.1 HIGH-SPEED RAIL NETWORK

High-speed lines in commercial operation in China (II)

LINE	MAXIMUM SPEED (km/h)	YEAR	DISTANCE (KILOMETRES)
Bengbu South - Hefei	350	2012	131
Dalian North - Shenyang North	350	2012	383
Shenyang North - Harbin West	350	2012	546
Taigemu - Baotou	200	2012	146
Suining - Chengdu East	200	2012	151
Beijing West - Zhengzhou East	350	2012	676
Taishansuo (block station) - Liuzhou	200	2012	498
Nanjing South - Hangzhou East	350	2013	254
Hangzhou South - Ningbo	350	2013	157
Panjin North - Yingkou East	350	2013	90
Nanchang West - Fuzhou	200	2013	547
Yongtai - Putian	200	2013	59
Tianjin - Qinhuangdao	350	2013	288
Xi'an North - Baoji South	350	2013	184
Xiamen North - Shenzhen North	250	2013	513
Nanhu East - Xianning South	250	2013	76
Liuzhou - Nanning	250	2013	223
Qinzhou North - Fangchenggang	250	2013	62
Nanning East - Beihai	250	2013	197
Pixian West - Pengzhou	200	2013	21
Nanning - Guangzhou South	250	2014	574
Wuhan - Dayebei	250	2014	91
Gedian South - Huanggangdong	250	2014	36
Taiyuan South - Xi'an North	250	2014	571
Hangzhou South - Changsha South	350	2014	911

Source: compiled by authors based on International Union of Railways, 2022

3.1 HIGH-SPEED RAIL NETWORK

High-speed lines in commercial operation in China (III)

LINE	MAXIMUM SPEED (km/h)	YEAR	DISTANCE (KILOMETRES)
Changsha South - Xinhuang West	350	2014	420
Jiangyou - Chengdu East	250	2014	153
Chengdu East - Leshan	250	2014	135
Leshan - Emeishan	250	2014	27
Lanzhou West - Ürümqi South	250	2014	1,785
Guizhou East - Guangzhou South	250	2014	860
Qingdao - Rongcheng	250	2014	301
Zhengzhou East - Songchenglu	200	2014	50
Ximotang - Yantai	250	2015	19
Nanyangzhai - Jiaozuo	200	2015	70
Xinhuang West - Guiyang North	350	2015	286
Hefeibeicheng - Fuzhou	350	2015	850
Harbin North - Qiqihar South	250	2015	269
Shenyang South - Dandong	250	2015	207
Tianjin - Yujiapu	350	2015	43
Jilin - Huichun	250	2015	361
Nanjing East - Anqing	250	2015	257
Nanning - Yangxu	250	2015	257
Dandong - Dalian North	200	2015	293
Chengdu East - Shapingba	250	2015	300
Tangyasuo (block station) - Wenzhou South	200	2015	190
Ganxian - Longyan	200	2015	248
Tianjin West - Bazhou West	250	2015	73
Bazhou West - Xushui	200	2015	65
Hainan West Circle (Haikou-Sanya)	200	2015	345

Source: compiled by authors based on International Union of Railways, 2022

3.1 HIGH-SPEED RAIL NETWORK

High-speed lines in commercial operation in China (IV)

LINE	MAXIMUM SPEED (km/h)	YEAR	DISTANCE (KILOMETRES)
Zhengzhou East - Xinzheng Airport	200	2015	27
Taipei - Nangang	130	2016	9
Foshan West - Zhaoqing	200	2016	81
Changping East - Xiaojinkou	200	2016	53
Zhengzhou - Xuzhou	350	2016	362
Chongqing North - Wanzhou North	250	2016	246
Hankou - Xiaogan East	200	2016	61
Changsha - Zhuzhou - Xiangtan	200	2016	82
Guiyang North - Kunming	250	2016	463
Yangxu - Baise	250	2016	452
Daye North - Yangxin	250	2017	37
Baoji South - Lanzhou West	250	2017	353
Wulanchabu - Hohhot East	250	2017	128
Yangxin - K23 block station	250	2017	82
Xi'an North - Jinangyou	250	2017	505
Huaibei North - Xiaoxian North	250	2017	25
Shijiazhuang - Jinan East	250	2017	308
Quzhou - Jiujiang	200	2017	334
Dongguan - Changping East	200	2017	48
Changsha West - Changsha	200	2017	22
Chongqing West - Guiyang	200	2018	380
Jiangmen - Zhanjiang West	200	2018	355
Harbin - Jiamusi	200	2018	343
Yuanping West - Taiyuan South	200	2018	111
Guangtong North - Dali	200	2018	175

Source: compiled by authors based on International Union of Railways, 2022

3.1 HIGH-SPEED RAIL NETWORK

High-speed lines in commercial operation in China (V)

LINE	MAXIMUM SPEED (km/h)	YEAR	DISTANCE (KILOMETRES)
Xinhui - Jiangmen	200	2018	3
Futian - Hong Kong (boundary)	200	2018	4
Harbin - Harbin North	200	2018	13
Hangzhou South - Huangshan North	250	2018	272
Harbin - Mudanjiang	250	2018	300
Qingdao North - Ganyu North	200	2018	197
Ganyu North - Weiyang (block station)	200	2018	234
Huaihua South - Hengyang East	200	2018	319
Xiantang - Yanjialong	200	2018	5
Changtang (block station) - Hengyang North	200	2018	5
Changtang (block station) - Chashan'ao	200	2018	5
Qihe - Jinan West	200	2018	21
Dazhengzhuang (b.s.) - Damoliu (b.s.)	200	2018	3
Jinan East - Wulitang (block station)	200	2018	21
Jinan East - Qingdao	350	2018	305
Tongren - Dazongping	200	2018	46
Chengdu West - Chaoyang Lake	200	2018	100
Nanping North - Longyan	200	2018	247
Houling (block station) - Hongxing (block station)	200	2018	8
Huyi (block station) - Aibei (block station)	200	2018	2
Chengde South - Pingquan North	350	2018	67
Pingquan North - Shenyang	350	2018	434
Qiandingxiang W. (b.s.) - Houdingxiang E. (b.s.)	200	2018	2
Houdingxiang E. (b.s.) - Qiandingxiang W. (b.s.)	200	2018	2
Tongliao - Xinmin North	250	2018	197

Source: compiled by authors based on International Union of Railways, 2022

3.1 HIGH-SPEED RAIL NETWORK

High-speed lines in commercial operation in China (VI)

LINE	MAXIMUM SPEED (km/h)	YEAR	DISTANCE (KILOMETRES)
Yaojiawopu (block station) - Tianjiawopu (b.s.)	200	2018	6
Tuancun (block station) - Daguhe (block station)	350	2018	4
Leshan - Yibin West	350	2019	145
Liyang - Daxing Airport	200	2019	32
Meizhou West - Chaoshan	200	2019	120
Rizhao West - Dawangzhuang (block station)	350	2019	226
Qufu East - Dawangzhuang (block station)	200	2019	10
Qufu East - Daxiasong (block station)	200	2019	4
Xiaogan East - Yunmeng East	250	2019	21
Yunmeng East - Shiyang East	350	2019	377
Shangqiu - Hefei North City	350	2019	378
Zhengzhou East - Xiangyang East	350	2019	389
Zhengzhou South - Fuyang West	350	2019	280
Yinchuan - Zhongwei South	250	2019	207
Xintang South - Shenzhen Airport	140	2019	73
Xintang South - Xintang	140	2019	3
Xuzhou (Lanxu Yard) - Yancheng (Yanxu Y.)	250	2019	313
Dongji - Huai'an East	250	2019	105
Yibin West - Guiyang East	250	2019	368
Jianpo (block station) - Guiyang North	250	2019	9
Hejia (block station) - Ganzhou West	350	2019	385
Henggang - Hejia (block station)	200	2019	11
Dongcun (block station) - Pushu (block station)	200	2019	5
Fanjia (block station) - Nanjie (block station)	200	2019	2
Ganxian North - Pingjiang (block station)	200	2019	3

Source: compiled by authors based on International Union of Railways, 2022

3.1 HIGH-SPEED RAIL NETWORK

High-speed lines in commercial operation in China (VII)

LINE	MAXIMUM SPEED (km/h)	YEAR	DISTANCE (KILOMETRES)
Qianjiang - Changde	200	2019	333
Beijing North - Zhangjiakou	350	2019	174
Zhangjiakou - Wulanchabu	350	2019	159
Xiahuayuan - Taizicheng (Chongli Railway)	250	2019	52
Huai'an - Datong South	250	2019	134
Kazuo - Chifeng	250	2020	156
Sunjiagou (b.s.) - Zhengzhangzi (b.s.)	200	2020	5
Feidong - Huzhou	350	2020	309
Zhaodian - Huangdu	200	2020	143
Pingdong (b.s.) - Nantong West	200	2020	5
Anshun West - Shuicheng	250	2020	120
Guangzhou North - Qingyuan	200	2020	38
Weifang - Laixi	350	2020	124
Langjiazhuang (b.s.) - Pangjiatun (b.s.)	200	2020	3
Huai'an West - Dantu	250	2020	199
Shaobo (b.s.) - Dujiang	200	2020	4
Shaobo (b.s.) - Tai'anzen	200	2020	5
Hengshan (b.s.) - Zhenjiang	200	2020	12
Nayangzhai - Changfengjie (b.s.)	250	2020	362
Feixi Jinggang - Shuangling (b.s.)	350	2020	134
Shuangling (b.s.) - Longshan (b.s.)	200	2020	4
Longshan (b.s.) - Anqing	200	2020	22
Fuzhou - Pingtan	200	2020	88
Xi'an North - Wuzhong	250	2020	545
Huwang (b.s.) - Liqian South	200	2020	6

Source: compiled by authors based on International Union of Railways, 2022

3.1 HIGH-SPEED RAIL NETWORK

High-speed lines in commercial operation in China (VIII)

LINE	MAXIMUM SPEED (km/h)	YEAR	DISTANCE (KILOMETRES)
Daxing Airport - Xiong'an	350	2020	59
Yancheng - Chjenqiao (b.s.)	350	2020	158
Guodaocun (b.s.) - Feixi Jinggang	200	2020	6
Jixianlu (b.s.)	200	2020	10
Dafu - Xiantao	200	2020	17
Beijing - Chengde South	350	2021	192
Xuzhou East - Houmazhuang	350	2021	185
Shenxu (b.s.) - Lianyungang	200	2021	5
Neijiang North - Luzhou	250	2021	129
Chaoyang - Linghai South	350	2021	107
Zhangjiajie West - Huaihua South	350	2021	247
Zhangjiajie West - Shadi (b.s.)	200	2021	3
Longxingcun (b.s.) - Huaihua South	200	2021	4
Mudanjiang - Jiamusi	250	2021	372
Changbaishan - Dunhua South	250	2021	99
Dunhua - Dunhua South	200	2021	12
Hejia (b.s.) - Yangtaishan (b.s.)	350	2021	431
Shuangling (b.s.) - Lushan	350	2021	176
Tangxia (b.s.) - Dongguan South	200	2021	3
Dongguan South - Tangxia (b.s.)	200	2021	2
Yangtaishan (b.s.) - Shenzhen North	200	2021	8
Anqing West - Longshan (b.s.)	200	2021	7
Dawang. (b.s.) (-Qufu) - Zhuangzhai (Cao County)	350	2021	199
Anqing West - Longshan (b.s.)	200	2021	5
			Total km = 40,474

Source: compiled by authors based on International Union of Railways, 2022

3.1 HIGH-SPEED RAIL NETWORK

High-speed lines under construction in China (I)

LINE	MAXIMUM SPEED (km/h)	YEAR	DISTANCE (KILOMETRES)
Guangzhou (Xintang) - Shanwei	350	2022	206
Changde - Yiyang - Changsha	350	2022	158
Zhengzhou - Puyang	350	2022	237
Beijing - Baodi	350	2022	90
Baodi - Tangshan	350	2022	59
Hangzhou - Shaoxing - Taizhou	350	2022	227
Nanning - Chongzuo	250	2022	120
Xi'an - Hancheng (intercity railway)	250	2022	176
Huanggang - Huangmei	350	2022	125
Fuzhou - Xiamen	350	2022	277
Shantou - Shanwei	350	2022	163
Fangchenggang - Dongxing	250	2022	48
Huzhou - Hangzhou West (tie line)	350	2022	137
Chengdu - Huangshengguan	200	2022	275
Yinchuan - Huinong	250	2022	101
Zhongwei - Lanzhou	350	2022	219
Xingshan - Wanzhou	350	2022	269
Nanchang - Jingdezhen - Huangshan	350	2022	281
Xiangyang - Xingshan	350	2022	182
Panxian - Xingyi	250	2022	98
Baodi - Binhai New Area	350	2022	98
Tianjin - New airport (tie line)	250	2022	57
Yiwu - Wenzhou	350	2022	201
Xuancheng - Jixi	350	2023	112
Lankao - Heze	350	2023	86

Source: compiled by authors based on International Union of Railways, 2022

3.1 HIGH-SPEED RAIL NETWORK

High-speed lines under construction in China (II)

LINE	MAXIMUM SPEED (km/h)	YEAR	DISTANCE (KILOMETRES)
Guiyang - Nanning	350	2023	482
Jiangsu South Riverside Railway	350	2023	278
Chongqing - Qianjiang	350	2023	265
Chengdu - Zigong	350	2023	178
Zhongchuan Airport - Wuwei	250	2023	195
Langfang - Daxing Airport (tie line)	200	2023	40
Nanjing - Huai'an (intercity railway)	350	2023	201
Zigong - Yibin (Sichuan South intercity railway)	350	2023	82
Jinan - Laiwu (intercity railway)	350	2023	116
Longyan - Wuping	250	2023	93
Nanning - Yulin	350	2023	193
Tieli - Yichun	250	2024	112
Hefei - Xinyi	350	2024	208
Huangshan - Chizhou	350	2024	145
Shijiazhuang - Hengshui - Cangzhou (int. railway)	350	2024	224
Huaibei - Fuyang	350	2024	230
Bazhong - Nanchong	250	2024	152
Laixi - Rongcheng (intercity railway)	350	2024	192
Yulin - Cenxi	350	2024	111
Chongzuo - Pingxiang	250	2024	81
Taicang - Situan	200	2024	112
Guangzhou - Zhanjiang	350	2024	400
Hepu - Zhanjiang	350	2024	137
Puyang - Ji'nan	350	2024	208
Mile - Mengzi	250	2024	130

Source: compiled by authors based on International Union of Railways, 2022

3.1 HIGH-SPEED RAIL NETWORK

High-speed lines under construction in China (III)

LINE	MAXIMUM SPEED (km/h)	YEAR	DISTANCE (KILOMETRES)
Chaohu - Ma'anshan (intercity railway)	250	2024	75
Huangbei - Suzhou - Bengbu (intercity railway)	350	2024	160
Weifang - Yantai (intercity railway)	350	2024	237
Longchuan - Meizhou	350	2024	96
Jining - Datong - Yuanping	250	2025	270
Xi'an - Yan'an	350	2025	292
Yichang - Zhengwan HS (tie line)	350	2025	109
Chongqing - Fuling	350	2025	69
Shenyang - Baihe	350	2025	429
Shanghai - Suzhou - Huzhou	350	2025	163
Fuling - Wanzhou	350	2025	183
Chongqing - Kunming	350	2025	699
Chengdu - Dazhou - Wanzhou	350	2025	488
Liu'an - Anqing	250	2025	168
Shenzhen - Jiangmen	250	2026	116
Lanzhou - Hezuo	200	2026	184
Xi'an - Shiyan	350	2026	256
Xining - Huangshengguan	200	2028	502
			Total km = 13,063

Source: compiled by authors based on International Union of Railways, 2022

3.1 HIGH-SPEED RAIL NETWORK

High-speed lines planned in China

LINE	MAXIMUM SPEED (km/h)	YEAR	DISTANCE (KILOMETRES)
Tianjin - Weifang	350	2025	350
Shanghai - Hangzhou	350	2025	193
Zhangzhou - Shantou	350	2025	167
Shenzhen - Shanwei	350	2025	126
Xiong'an - Shangqiu	350	2025	638
Jiujiang - Nanchang	350	2025	137
Xiangyang - Jingmen	350	2025	117
Shaoyang - Yongzhou	250	2025	91
Xiong'an - Xinzhou	350	2025	343
Baotou - Huinong	250	2025	440
Wuhan - Hefei	350	2025	332
Wuhan - Jingmen - Yichang	350	2025	296
Wuhan hub through line	350	2025	121
Changsha - Zhangzhou	350	2025	421
Harbin - Suihua - Tielu	250	2025	190
Nanjing - Ma'anshan	250	2025	65
Nangang - Yilan	-	2030	77
			Total km = 4,104

Source: compiled by authors based on International Union of Railways, 2022

3.1 HIGH-SPEED RAIL NETWORK

High-speed lines with long-term planning in China

LINE	MAXIMUM SPEED (km/h)	YEAR	DISTANCE (KILOMETRES)
Wenzhou - Fuzhou	350	After 2025	290
Weifang - Suqian	350	After 2025	342
Fuyang - Macheng - Huanggang	350	After 2025	325
Guangzhou - Zhuhai - Macao (& Guig. - Nang. t. l.)	350	After 2025	358
Yichang - Changde	350	After 2025	212
Yiyang - Loudi	250	After 2025	109
Xi'an - Ankang	350	After 2025	170
Chongqing - Ankang	350	After 2025	540
Baotou - Ordos	350	After 2025	130
Ordos - Yan'an	350	After 2025	390
Taiyuan - Suide	350	After 2025	270
Hefei - Nanjing - Shanghai	350	After 2025	532
Fuling - Yichang	350	After 2025	430
Chengdu - Chongqing (midline)	350	After 2025	275
Dunhua - Mudanjiang	250	After 2025	190
Nantong - Suzhou - Jiaxing	350	After 2025	208
Jiaxing - Ningbo (cross-sea project)	350	After 2025	90
Wuwei - Zhangye	250	After 2025	244
Tianjin - Chengde (intercity railway)	350	After 2025	234
Yancheng - Taizhou - Wuxi - Changz. - Yixing	250	After 2025	358
Zhenjiang - Xuancheng	250	After 2025	173
Nanjing - Shangyuanmen (cross. Yangzi river)	250	After 2025	17
Nanjing - Chuzhou - Bengbu (intercity railway)	250	After 2025	197
Jinhua - Yiwu (intercity railway)	350	After 2025	52
Guangzhou - Zhongshan - Zhujiang - Macao (i. r.)	350	After 2025	85
Mianyang - Suining - Neijiang (i. r.)	250	After 2025	257
Changchun - Liaoyuan - Tonghua	250	After 2025	255
Jinan - Binzhou	350	After 2025	146
Jiaozuo - Luoyang - Pingdingshan	350	After 2025	255
			Total km = 7,134

Source: compiled by authors based on International Union of Railways, 2022

3.1 HIGH-SPEED RAIL NETWORK

High-speed lines in China



Source: compiled by authors based on International Union of Railways, 2022

3.1 HIGH-SPEED RAIL NETWORK



High-speed lines under construction in India

LINE	MAXIMUM SPEED (km/h)	YEAR	DISTANCE (KILOMETRES)
Mumbai - Ahmedabad	320	2023	508
			Total km = 508

High-speed lines with long-term planning in India

LINE	MAXIMUM SPEED (km/h)	YEAR	DISTANCE (KILOMETRES)
Delhi - Varanasi	-	-	855
Varanasi - Patna	-	-	250
Patna - Kolkata	-	-	530
Delhi - Udaipur - Ahmedabad	-	-	886
Hyderabad - Bangalore	-	-	618
Nagpur - Varanasi	-	-	855
Mumbai - Nagpur	-	-	789
Mumbai - Hyderabad	-	-	709
Patna - Guwahati	-	-	850
Delhi - Chandigarh - Amritsar	-	-	485
Amritsar - Pathankot - Jammu	-	-	190
Chennai - Bangalore - Mysuru	-	-	462
			Total km = 7,479

Source: compiled by authors based on International Union of Railways, 2021

3.1 HIGH-SPEED RAIL NETWORK

High-speed lines in India



Source: compiled by authors based on International Union of Railways, 2021

3.1 HIGH-SPEED RAIL NETWORK



**INDONESIA
THAILAND
VIETNAM**

High-speed lines under construction in Indonesia

LINE	MAXIMUM SPEED (km/h)	YEAR	DISTANCE (KILOMETRES)
Jakarta - Bandung	300	2022	142
			Total km = 142

High-speed lines planned in Indonesia

LINE	MAXIMUM SPEED (km/h)	YEAR	DISTANCE (KILOMETRES)
Bandung - Surabaya	300	-	570
			Total km = 570

High speed lines under construction in Thailand

LINE	MAXIMUM SPEED (km/h)	YEAR	DISTANCE (KILOMETRES)
Bangkok - Nakhon Ratchasima	250	2026	253
			Total km = 253

High-speed lines planned in Thailand

LINE	MAXIMUM SPEED (km/h)	YEAR	DISTANCE (KILOMETRES)
3 Airports Link	250	2024	220
Bangkok - Hua Hin	250	-	211
			Total km = 431

High-speed lines with long-term planning in Thailand

LINE	MAXIMUM SPEED (km/h)	YEAR	DISTANCE (KILOMETRES)
Nakhon Ratchasima - Vientiane	250	2026	355
Bangkok - Phitsanulok	300	-	380
Phitsanulok - Chiang Mai	300	-	288
Hua Hin - Padang Besar	250	-	765
U Tapao - Rayong Trat	-	-	170
			Total km = 1,958

High-speed lines planned in Vietnam

LINE	MAXIMUM SPEED (km/h)	YEAR	DISTANCE (KILOMETRES)
Hanoi - Vinh - Nha Trang - Hồ Chí Minh	350	2030	1,545
			Total km = 1,545

Source: compiled by authors based on International Union of Railways, 2021

3.1 HIGH-SPEED RAIL NETWORK

High-speed lines under construction, planned and long-term planning in Indonesia, Thailand and Vietnam



Source: compiled by authors based on International Union of Railways, 2021

3.1 HIGH-SPEED RAIL NETWORK



High-speed lines in commercial operation in Japan

LINE	MAXIMUM SPEED (km/h)	YEAR	DISTANCE (KILOMETRES)
Tokyo - Shin Osaka (Tokaido)	285	1964	515
Shin Osaka - Okayama (San-yo)	300	1972	161
Okayama - Hakata (San-yo)	300	1975	393
Omiya - Utsunomiya (Tohoku)	275	1982	79
Utsunomiya - Morioka (Tohoku)	320	1982	426
Omiya - Niigata (Joetsu)	240	1982	270
Ueno - Omiya (Tohoku)	130	1985	28
Tokyo - Ueno (Tohoku)	110	1991	4
Fukushima - Yamagata (Yamagata)	130	1992	87
Morioka - Akita (Akita)	130	1997	127
Takasaki - Nagano (Hokuriku)	260	1997	117
Yamagata - Shinjo (Yamagata)	130	1999	62
Morioka - Hachinohe (Tohoku)	260	2002	97
Shin Yatsushiro - Kagoshima Chuo (Kyushu)	260	2004	127
Hachinohe - Shin Aomori (Tohoku)	260	2010	82
Hakata - Shin Yatsushiro (Kyushu)	260	2011	130
Nagano - Kanazawa (Hokuriku)	260	2015	228
Shin Aomori - Shin Hakodate (Hokkaido)	260	2016	149
			Total km = 3,081

High-speed lines under construction in Japan

LINE	MAXIMUM SPEED (km/h)	YEAR	DISTANCE (KILOMETRES)
Takeo Onsen - Nagasaki (Nishi Kyushu)	260	2022	66
Kanazawa - Tsuruga (Hokuriku)	-	2023	125
Shin Hakodate - Sapporo (Hokkaido)	-	2031	211
			Total km = 402

High-speed lines planned in Japan

LINE	MAXIMUM SPEED (km/h)	YEAR	DISTANCE (KILOMETRES)
Tsuruga - Shin Osaka (Hokuriku)	-	2046	143
Shin Tosu - Takeo Onsen (Nishi Kyushu)	-	-	51
			Total km = 194

Source: compiled by authors based on International Union of Railways, 2021

3.1 HIGH-SPEED RAIL NETWORK

High-speed lines in Japan



Source: compiled by authors based on International Union of Railways, 2021

3.1 HIGH-SPEED RAIL NETWORK



SOUTH KOREA

High-speed lines in commercial operation in South Korea

LINE	MAXIMUM SPEED (km/h)	YEAR	DISTANCE (KILOMETRES)
Geumcheon-gu (Seoul) - Dongdaegu	305	2004	268
Dongdaegu - Busan	305	2010	131
Osong - Gwangju	305	2015	184
Suseo - Pyoengtaek	305	2016	61
Seoul - Gangneung	250	2017	230
			Total km = 873

High-speed lines planned in South Korea

LINE	MAXIMUM SPEED (km/h)	YEAR	DISTANCE (KILOMETRES)
Gwangju - Mokpo	300	2025	49
			Total km = 49

Source: compiled by authors based on International Union of Railways, 2021

3.1 HIGH-SPEED RAIL NETWORK

High-speed lines in South Korea



Source: compiled by authors based on International Union of Railways, 2021

3.1 HIGH-SPEED RAIL NETWORK



AUSTRALIA

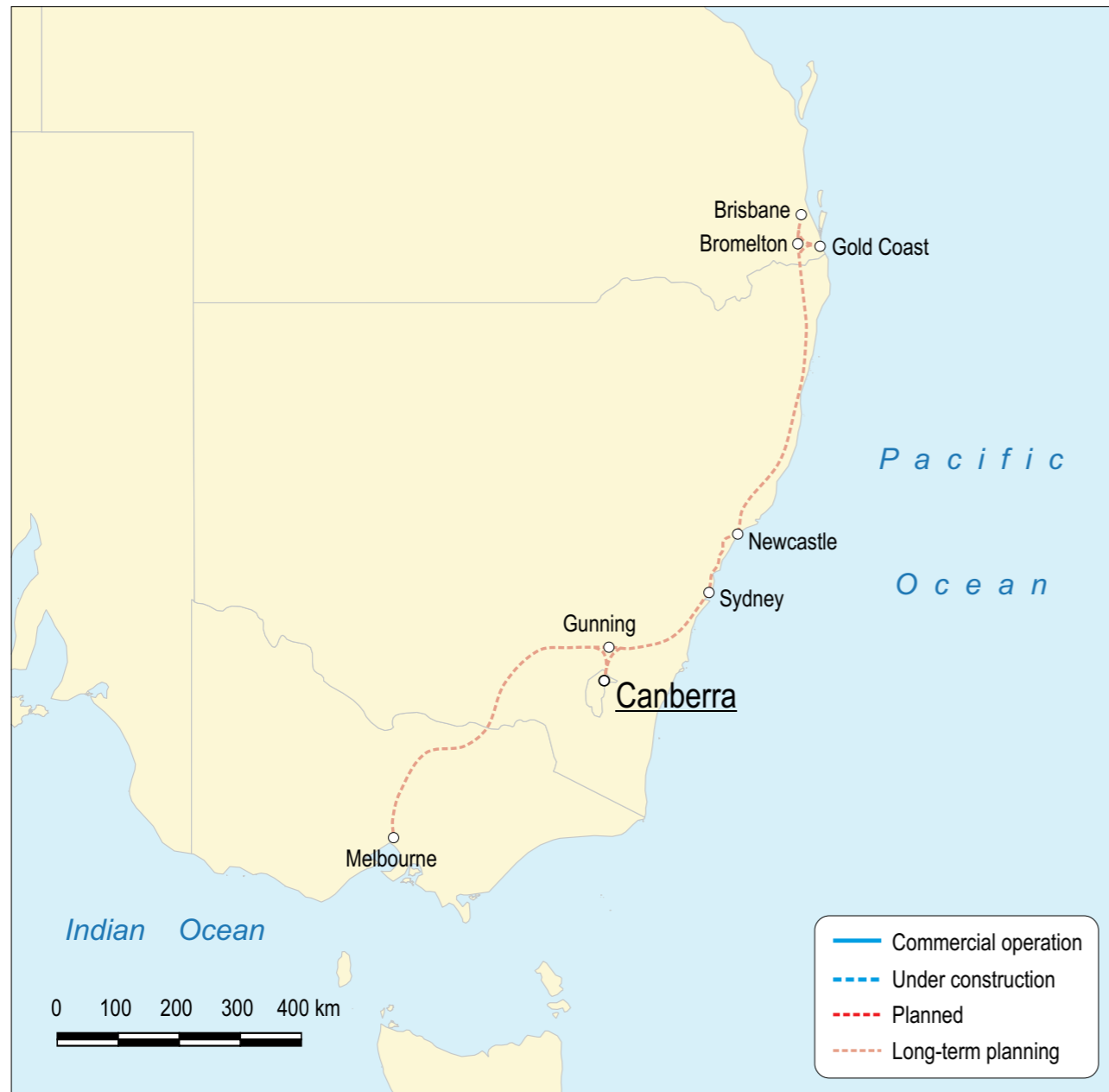
High-speed lines with long-term planning in Australia

LINE	MAXIMUM SPEED (km/h)	YEAR	DISTANCE (KILOMETRES)
Sydney - Canberra	350	2035	283
Melbourne - Gunning (- Sydney)	350	2040	611
Sydney - Newcastle	350	2045	134
Brisbane - Gold Coast	350	2051	115
Newcastle - Bronelton (- Gold Coast)	350	2058	606
			Total km = 1,749

Source: compiled by authors based on International Union of Railways, 2021

3.1 HIGH-SPEED RAIL NETWORK

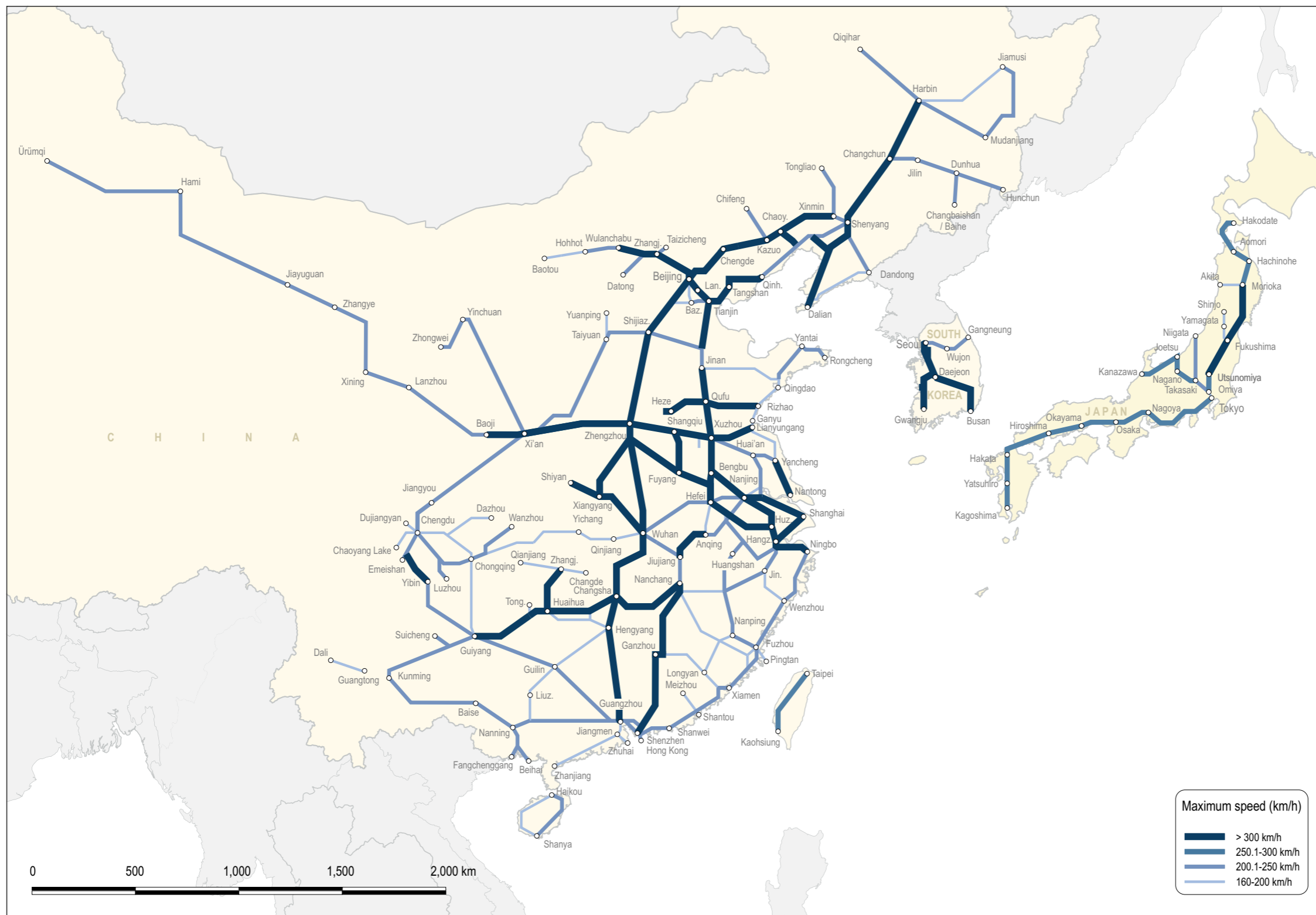
High-speed lines with long-term planning in Australia



Source: compiled by authors based on International Union of Railways, 2021

3.2 CHARACTERISTICS AND EQUIPMENT

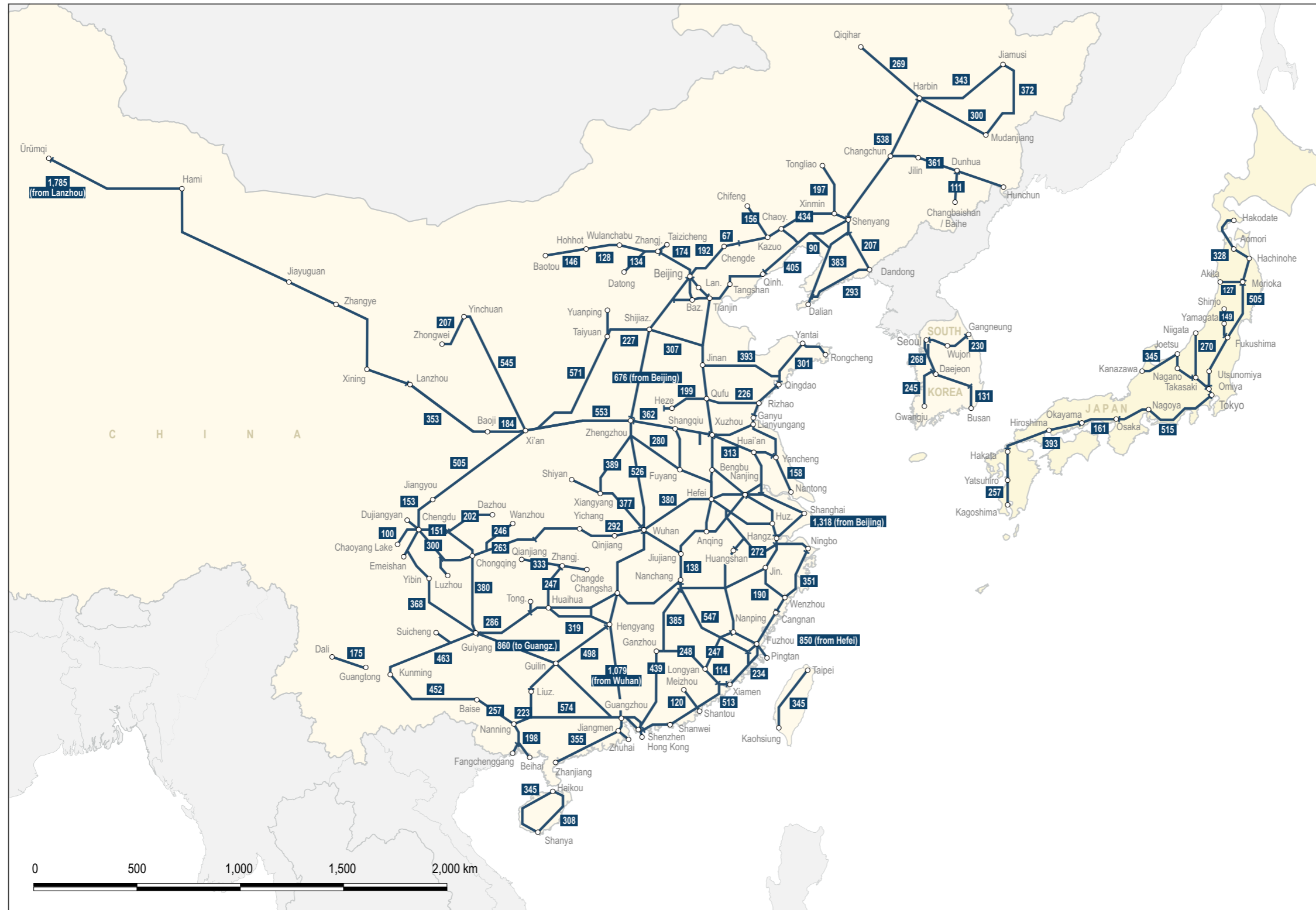
Maximum commercial speed



Source: compiled by authors based on International Union of Railways, 2022

3.2 CHARACTERISTICS AND EQUIPMENT

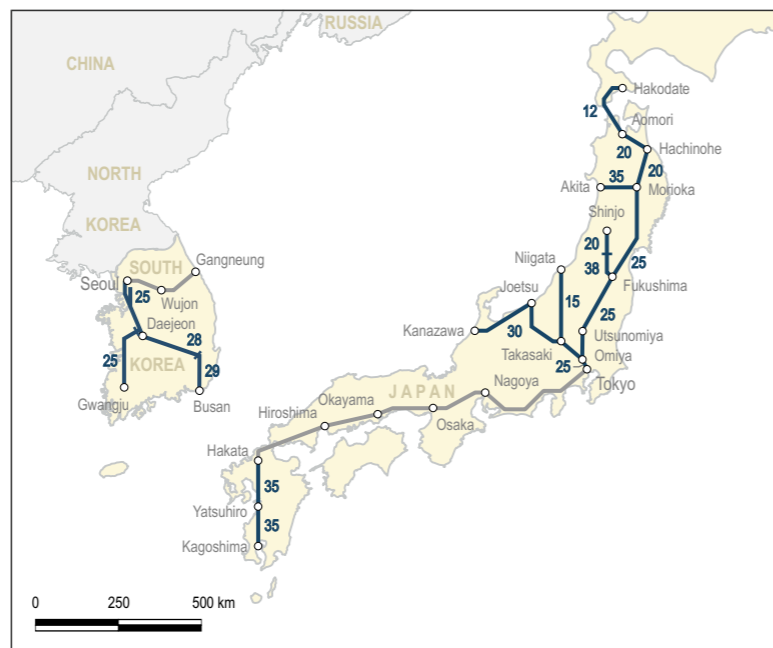
Distance (kilometres)



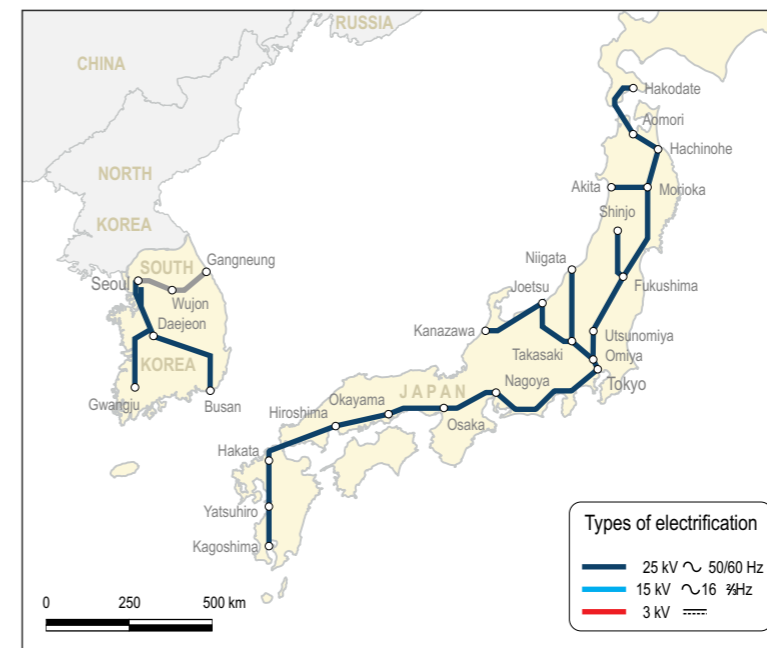
Source: compiled by authors based on International Union of Railways, 2022

3.2 CHARACTERISTICS AND EQUIPMENT (Japan / South Korea)

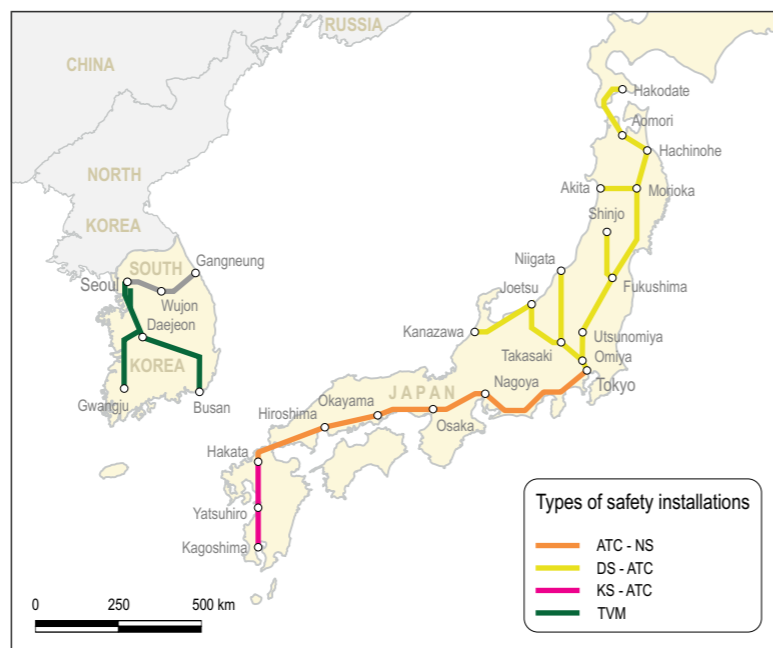
Maximum slope (‰)



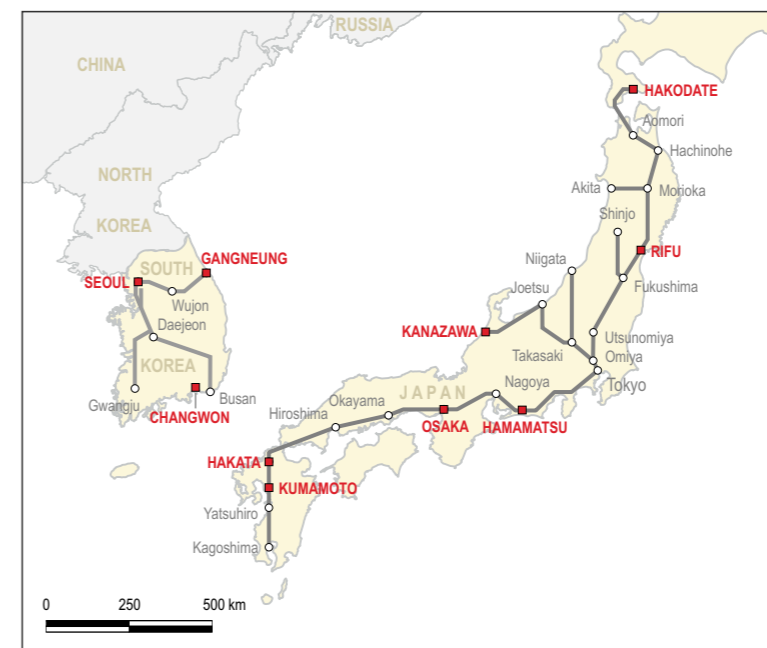
Electrification



Signalling



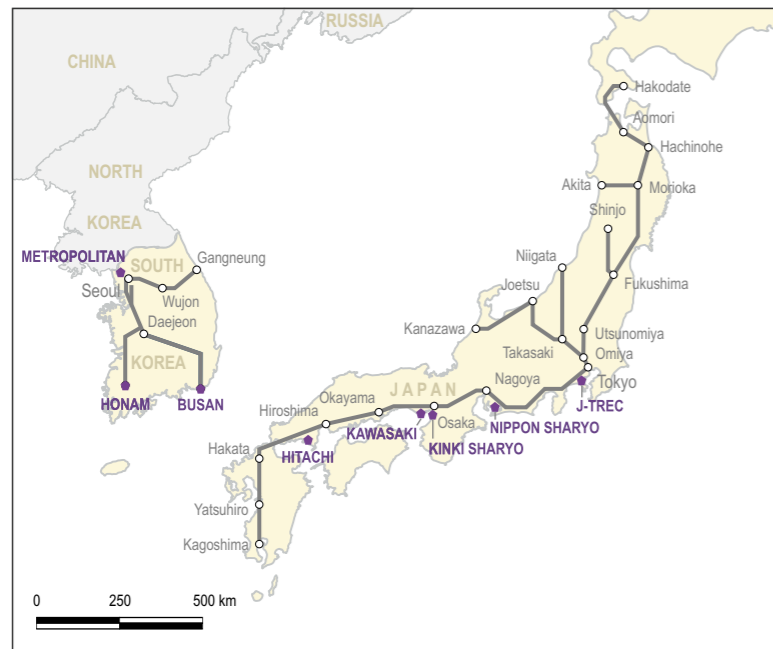
High-speed rolling stock main workshops



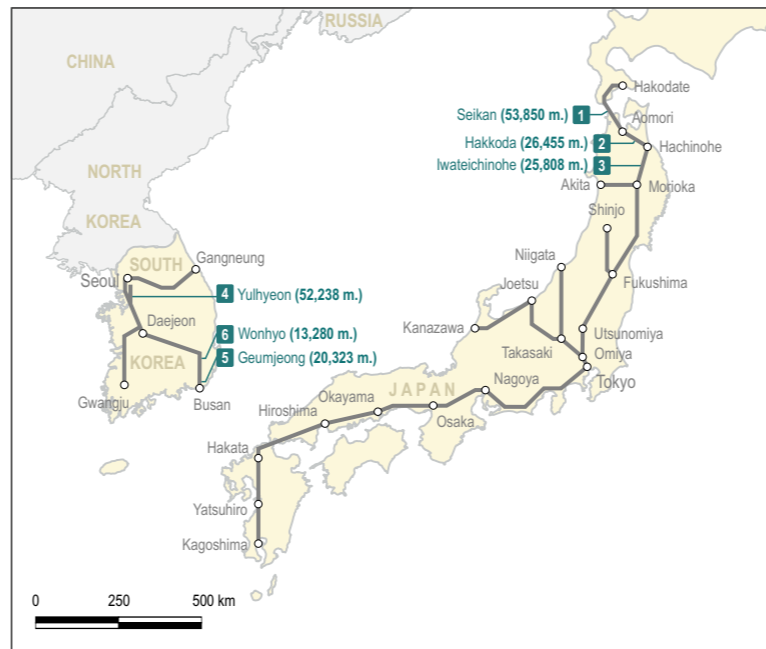
Source: compiled by authors based on International Union of Railways, 2022

3.2 CHARACTERISTICS AND EQUIPMENT (Japan / South Korea)

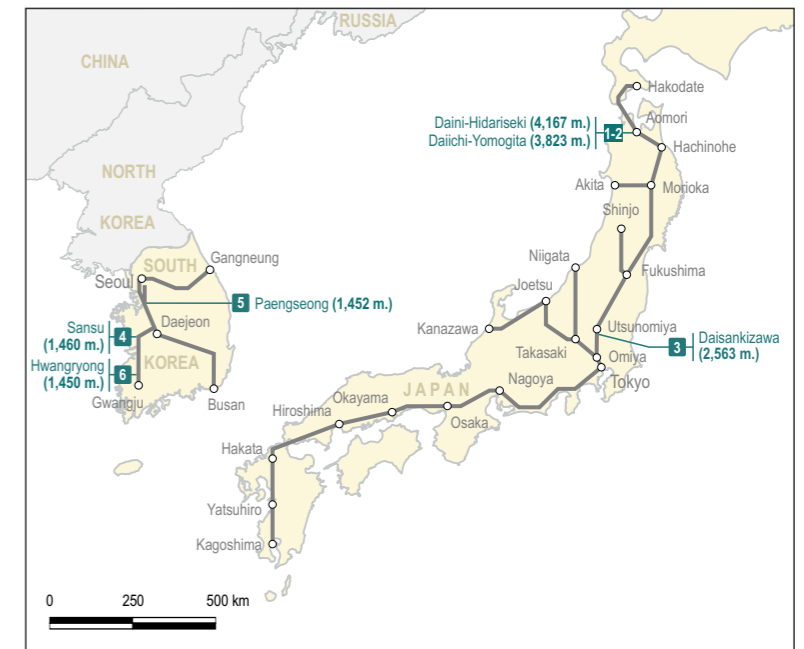
High-speed rolling stock main factories



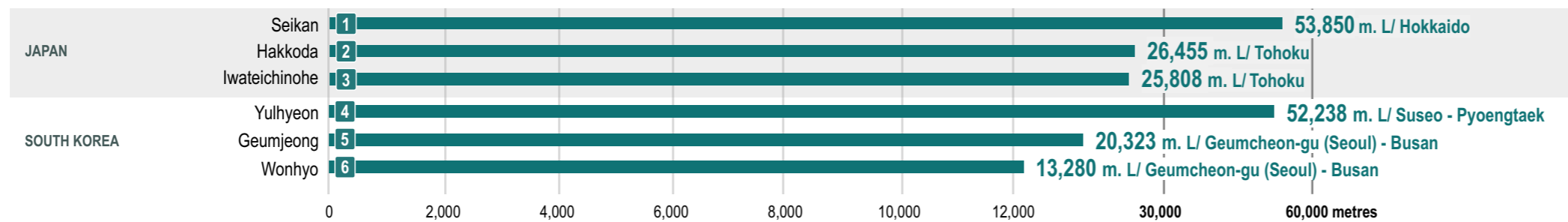
Longest tunnels



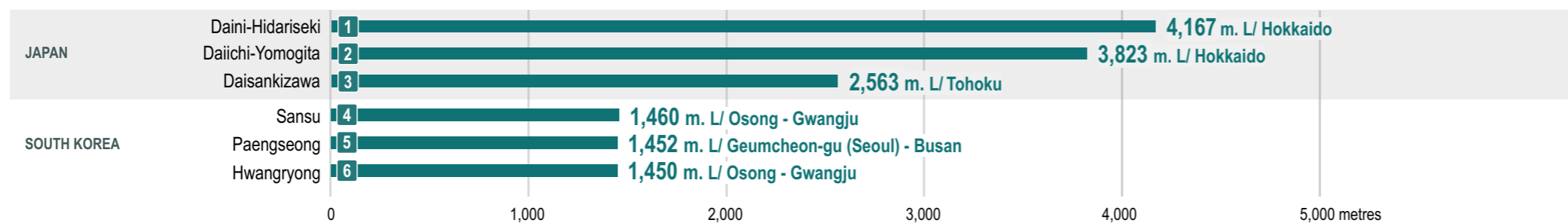
Longest viaducts



Longest tunnels of the high-speed rail network in Japan / South Korea



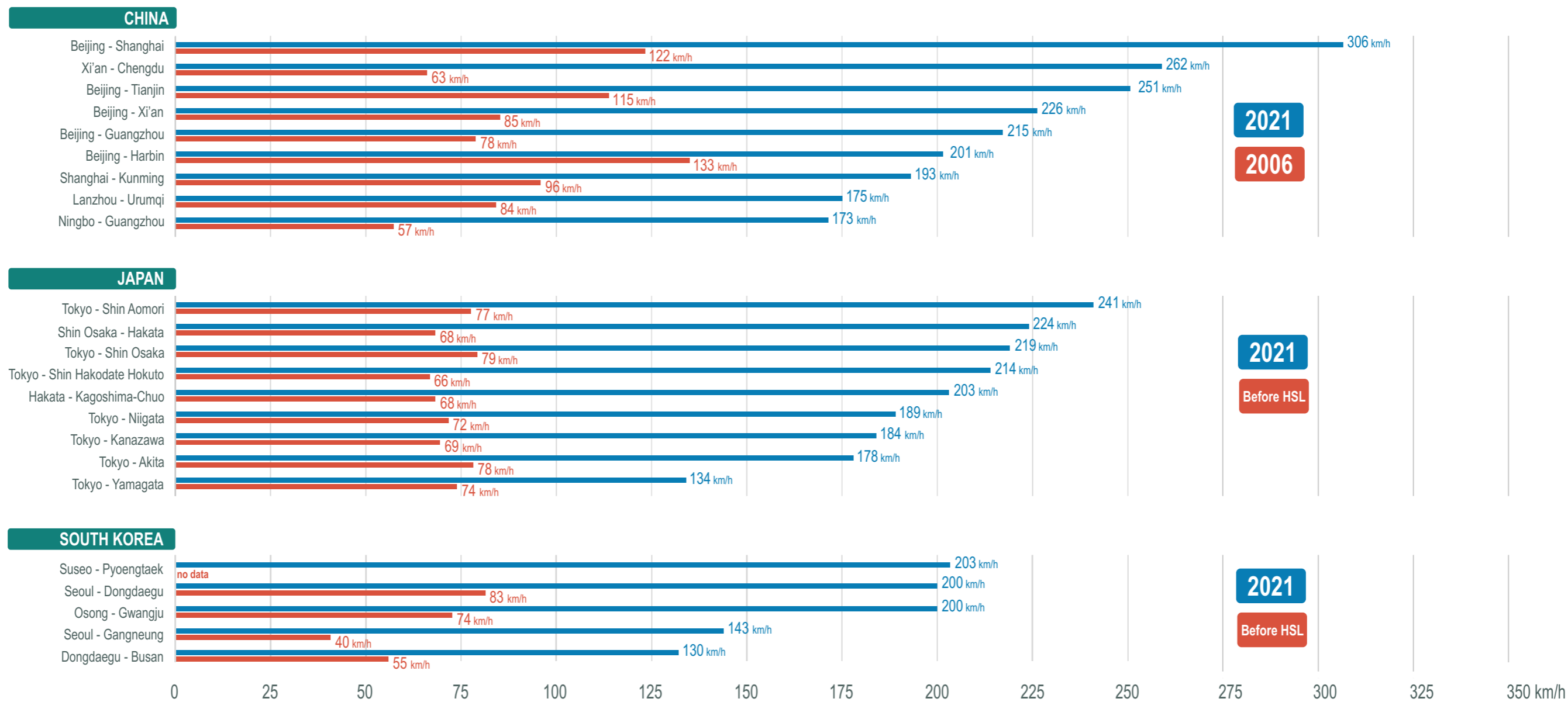
Longest viaducts of the high-speed rail network in Japan / South Korea



Source: compiled by authors based on International Union of Railways, 2022

3.3 SPEED AND TRAVEL TIMES

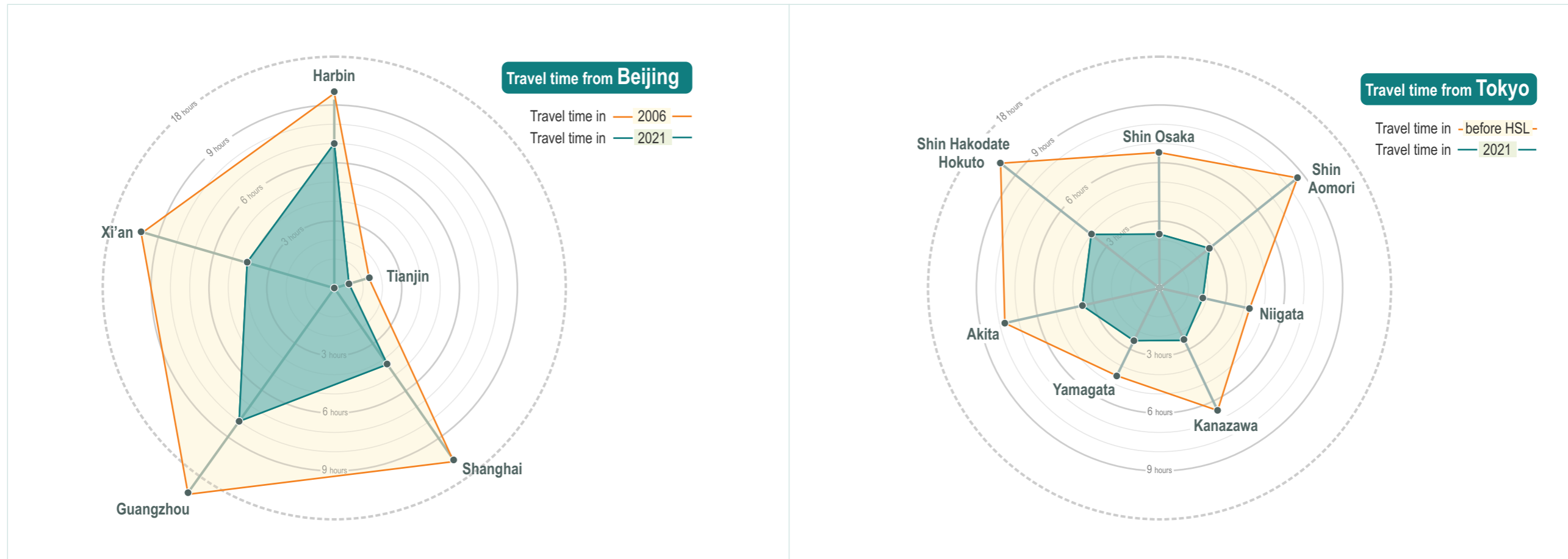
Evolution of average speed on Asia-Pacific high-speed lines



Source: International Union of Railways

3.3 SPEED AND TRAVEL TIMES

Evolution of travel time from the main chinese and japanese cities



Source: International Union of Railways

3.4 ROLLING STOCK



(1) M-Motor coach • T-Trailer coach • L-Locomotive
MB-Motor Bogie

AC – alternating current
DC – direct current

General characteristics

(1) Composition	M+T+2M+T+M+T+M
Suppliers	CSR-Bombardier
Owners or operators	CR
Year in service	2006
Articulated	No
Track gauge (mm)	1,435
Electrification voltage (kV)	25 kV 50 Hz AC
Maximum train speed / operation speed (km/h)	250 / 200
Power (kW)	5,500
Traction	Distributed traction
Signalling	CTCS 2
Train sets currently used / planned	128 / 151

Weight and dimensions

Unladen weight in running order (t)	435
Maximum axle load (t)	16.5
Power weight ratio (kW/t)	11.3
Train length (m)	213.5
Train width (m)	3.328

Seats

1 st class seats*	144 (128)
2 nd class seats	524 (483)
Total seats	668 (611)

Observations

As for the number of seats, outside the parenthesis is for the fixed seats, inside the parenthesis is for the rotatable seats
No. 46 was abandoned after the accident in Wenzhou

CRH1A (China)

(1) Composition	M+T+2M+T+M+T+M
Suppliers	CSR-Bombardier
Owners or operators	CR
Year in service	2006
Articulated	No
Track gauge (mm)	1,435
Electrification voltage (kV)	25 kV 50 Hz AC
Maximum train speed / operation speed (km/h)	250 / 200
Power (kW)	5,500
Traction	Distributed traction
Signalling	CTCS 2
Train sets currently used / planned	128 / 151

Unladen weight in running order (t)	435
Maximum axle load (t)	16.5
Power weight ratio (kW/t)	11.3
Train length (m)	213.5
Train width (m)	3.328

1 st class seats*	144 (128)
2 nd class seats	524 (483)
Total seats	668 (611)

CRH1A-A (China)

(1) Composition	M+T+2M+T+M+T+M
Suppliers	CSR-Bombardier
Owners or operators	CR
Year in service	2016
Articulated	No
Track gauge (mm)	1,435
Electrification voltage (kV)	25 kV 50 Hz AC
Maximum train speed / operation speed (km/h)	250 / 200
Power (kW)	5,500
Traction	Distributed traction
Signalling	CTCS 2
Train sets currently used / planned	87

Unladen weight in running order (t)	435
Maximum axle load (t)	16.5
Power weight ratio (kW/t)	11.3
Train length (m)	213.5
Train width (m)	3.328

1 st class seats*	40
2 nd class seats	565
Total seats	605

CRH1B (China)

(1) Composition	M+T+2M+T+M+T+2M+T+M+T+2M+T+M
Suppliers	CSR-Bombardier
Owners or operators	CR
Year in service	2008
Articulated	No
Track gauge (mm)	1,435
Electrification voltage (kV)	25 kV 50 Hz AC
Maximum train speed / operation speed (km/h)	250 / 200
Power (kW)	11,000
Traction	Distributed traction
Signalling	CTCS 2
Train sets currently used / planned	24

Unladen weight in running order (t)	850
Maximum axle load (t)	16.5
Power weight ratio (kW/t)	11.5
Train length (m)	426.3
Train width (m)	3.328

1 st class seats*	208
2 nd class seats	1,091
Total seats	1,299+2

* For 3 classes train, 1st and 2nd classes are included in 1st class

Source: International Union of Railways

3.4 ROLLING STOCK



CRH1E
(China)

M+T+2M+T+M+T+2M+T+M+T+2M+T+M
CSR-Bombardier
CR
2009
No
1,435
25 kV 50 Hz AC
250 / 200
11,000
Distributed traction
CTCS 2
20
890
16.5
11.7
428.9
3.328
16+480 (sleeping car)
122
618+2
13 cars are class sleeping cars (1 car is special 1 st class sleeping) 2 cars are 2 nd class seating cars 1 car is a dining car



CRH2A
(China)

T+2M+2T+2M+T
Kawasaki Heavy Industries, CSR-Sifang
CR
2008
No
1,435
25 kV 50 Hz AC
250 / 200
4,800
Distributed traction
CTCS 2
473
359.7
14
11.8
201.4
3.380
51
559
610
1 car is 1 st seating car 7 cars are 2 nd seating cars 1 set is used as the inspection car



CRH2B
(China)

T+2M+2T+2M+2T+2M+2T+2M+T
CSR-Sifang
CR
2008
No
1,435
25 kV 50 Hz AC
250 / 200
9,600
Distributed traction
CTCS 2
20
758.8
14
11.8
401.4
3.380
155
1,074
1,229
3 cars are 1 st seating cars, 12 cars are 2 nd seating cars, 1 car is dining car

(1) M-Motor coach • T-Trailer coach• L-Locomotive
MB-Motor Bogie

AC – alternating current
DC – direct current

General characteristics

(1) Composition
Suppliers
Owners or operators
Year in service
Articulated
Track gauge (mm)
Electrification voltage (kV)
Maximum train speed / operation speed (km/h)
Power (kW)
Traction
Signalling
Train sets currently used / planned

Weight and dimensions

Unladen weight in running order (t)
Maximum axle load (t)
Power weight ratio (kW/t)
Train length (m)
Train width (m)

Seats

1 st class seats*
2 nd class seats
Total seats

Observations

* For 3 classes train, 1st and 2nd classes are included in 1st class

Source: International Union of Railways

3.4 ROLLING STOCK



(1) M-Motor coach • T-Trailer coach • L-Locomotive
MB-Motor Bogie

AC – alternating current
DC – direct current

General characteristics

(1) Composition	T+6M+T
Suppliers	CSR-Sifang
Owners or operators	CR
Year in service	2008
Articulated	No
Track gauge (mm)	1,435
Electrification voltage (kV)	25 kV 50 Hz AC
Maximum train speed / operation speed (km/h)	350 / 300
Power (kW)	8,760
Traction	Distributed traction
Signalling	CTCS 2,3
Train sets currently used / planned	49

Weight and dimensions

Unladen weight in running order (t)	370.8
Maximum axle load (t)	14
Power weight ratio (kW/t)	19.5
Train length (m)	201.4
Train width (m)	3.380

Seats

1 st class seats*	51
2 nd class seats	559
Total seats	610

Observations

1 car is 1st seating car
6 cars are 2nd seating cars
1 car is 2nd seating/dining car
1 set is used as the inspection car

CRH2C (China)

CRH2C2 (China)

CRH2E (China)

(1) Composition	T+6M+T
Suppliers	CSR-Sifang
Owners or operators	CR
Year in service	2008
Articulated	No
Track gauge (mm)	1,435
Electrification voltage (kV)	25 kV 50 Hz AC
Maximum train speed / operation speed (km/h)	350 / 300
Power (kW)	8,760
Traction	Distributed traction
Signalling	CTCS 2,3
Train sets currently used / planned	11

Unladen weight in running order (t)	370.8
Maximum axle load (t)	15
Power weight ratio (kW/t)	19.5
Train length (m)	201.4
Train width (m)	3.380

1 st class seats*	51
2 nd class seats	559
Total seats	610

1 car is 1st seating car
6 cars are 2nd seating cars
1 car is 2nd seating/dining car
1 set is used as the inspection car

(1) Composition	T+2M+2T+2M+2T+2M+2T+2M+T
Suppliers	CSR-Sifang
Owners or operators	CR
Year in service	2009
Articulated	No
Track gauge (mm)	1,435
Electrification voltage (kV)	25 kV 50 Hz AC
Maximum train speed / operation speed (km/h)	250 / 200
Power (kW)	9,600
Traction	Distributed traction
Signalling	CTCS 2
Train sets currently used / planned	24

Unladen weight in running order (t)	778.9
Maximum axle load (t)	14
Power weight ratio (kW/t)	11.6
Train length (m)	401
Train width (m)	3.380

1 st class seats*	520 (Sleeping car)
2 nd class seats	110
Total seats	630

13 cars are 1st sleeping cars
2 cars are 2nd seating cars
1 car is 2nd seating/dining car

* For 3 classes train, 1st and 2nd classes are included in 1st class

Source: International Union of Railways

3.4 ROLLING STOCK



CRH2G
(China)

T+2M+2T+2M+T
CSR-Sifang
CR
2015
No
1,435
25 kV 50 Hz AC
250 / 250
9,280
Distributed traction
CTCS 2
20
494.4
15.45
18.8
201.4
3.380
48
565
613



CRH3A
(China)

T+2M+2T+2M+T
CNR-Tanshang
CR
2017
No
1,435
25 kV 50 Hz AC
250 / 250
5,120
Distributed traction
CTCS 2
1
-
-
-
-
3.300
-
-
616



CRH3C
(China)

M+T+M+2T+M+T+M
Siemens, CNR-Tanshang
CR
2008
No
1,435
25 kV 50 Hz AC
350 / 300
8,800
Distributed traction
CTCS 2.3
80
425
17
18.7
200
3.260
66
490
556+1

1 car is 1st seating car
6 cars are 2nd seating cars
1 car is 2nd seating/dining car

(1) M-Motor coach • T-Trailer coach• L-Locomotive
MB-Motor Bogie

AC – alternating current
DC – direct current

General characteristics

(1) Composition
Suppliers
Owners or operators
Year in service
Articulated
Track gauge (mm)
Electrification voltage (kV)
Maximum train speed / operation speed (km/h)
Power (kW)
Traction
Signalling
Train sets currently used / planned

Weight and dimensions

Unladen weight in running order (t)
Maximum axle load (t)
Power weight ratio (kW/t)
Train length (m)
Train width (m)

Seats

1 st class seats*
2 nd class seats
Total seats

Observations

* For 3 classes train, 1st and 2nd classes are included in 1st class

Source: International Union of Railways

3.4 ROLLING STOCK



(1) M-Motor coach • T-Trailer coach • L-Locomotive
MB-Motor Bogie

AC – alternating current
DC – direct current

General characteristics

(1) Composition	
Suppliers	
Owners or operators	
Year in service	
Articulated	
Track gauge (mm)	
Electrification voltage (kV)	
Maximum train speed / operation speed (km/h)	
Power (kW)	
Traction	
Signalling	
Train sets currently used / planned	

Weight and dimensions

Unladen weight in running order (t)	
Maximum axle load (t)	
Power weight ratio (kW/t)	
Train length (m)	
Train width (m)	

Seats

1 st class seats*	
2 nd class seats	
Total seats	

Observations

CRH5A (China)

(1) Composition	2M+T+M+2T+2M
Suppliers	Alstom, CNR-Changchun
Owners or operators	CR
Year in service	2007
Articulated	No
Track gauge (mm)	1,435
Electrification voltage (kV)	25 kV 50 Hz AC
Maximum train speed / operation speed (km/h)	250 / 200
Power (kW)	5,500
Traction	Distributed traction
Signalling	CTCS 2
Train sets currently used / planned	140

Unladen weight in running order (t)	451
Maximum axle load (t)	<17
Power weight ratio (kW/t)	11
Train length (m)	211.5
Train width (m)	3.200

1 st class seats*	60 (112)
2 nd class seats	562 (474)
Total seats	622 (586)

As for the seat's number, the figure outside the parenthesis is for the fixed seats
Inside the parenthesis is for the rotatable seats

CRH5G (China)

(1) Composition	2M+T+M+2T+2M
Suppliers	Alstom, CNR-Changchun
Owners or operators	CR
Year in service	2007
Articulated	No
Track gauge (mm)	1,435
Electrification voltage (kV)	25 kV 50 Hz AC
Maximum train speed / operation speed (km/h)	250 / 200
Power (kW)	5,500
Traction	Distributed traction
Signalling	CTCS 2
Train sets currently used / planned	88

Unladen weight in running order (t)	451
Maximum axle load (t)	<17
Power weight ratio (kW/t)	11
Train length (m)	211.5
Train width (m)	3.200

1 st class seats*	60 (112)
2 nd class seats	562 (474)
Total seats	622 (586)

As for the seat's number, the figure outside the parenthesis is for the fixed seats
Inside the parenthesis is for the rotatable seats

CRH6A (China)

(1) Composition	T+2M+2T+2M+T
Suppliers	CSR-Puzhen Rolling stock Co. Lit.
Owners or operators	CR
Year in service	2013
Articulated	No
Track gauge (mm)	1,435
Electrification voltage (kV)	25 kV 50 Hz AC
Maximum train speed / operation speed (km/h)	220 / 200
Power (kW)	5,520
Traction	Distributed traction
Signalling	CTCS 2,3
Train sets currently used / planned	27

Unladen weight in running order (t)	496
Maximum axle load (t)	15.5
Power weight ratio (kW/t)	0,0
Train length (m)	201.4
Train width (m)	3.300

1 st class seats*	-
2 nd class seats	557
Total seats	1,488 (max. capacity)

CRH6A will be existed. Operating speed is under 200 km/h

* For 3 classes train, 1st and 2nd classes are included in 1st class

Source: International Union of Railways

3.4 ROLLING STOCK



CRH380A
(China)

T+6M+T
CSR-Sifang
CR
2010
No
1,435
25 kV 50 Hz AC
350 / 300
9,600
Distributed traction
CTCS 2.3
316

480
<15
20
203
3.380

12+95
373
480

12 seats: "sightseeing"
There are other 14 seats for dining car



CRH380AL
(China)

T+14M+T
CSR-Sifang
CR
2011
No
1,435
25 kV 50 Hz AC
350 / 300
21,560
Distributed traction
CTCS 2.3
113

960
<15
22.5
403
3.380

56+6+76
923
1,061

56 seats: business class
6 seats: "sightseeing"



CRH380B
(China)

M+T+M+2T+M+T+M
CNR-Changchun
CR
2011
No
1,435
25 kV 50 Hz AC
350 / 300
9,200
Distributed traction
CTCS 2.3
354

544
<17
16.9
200
3.260

72
528
600+1

(1) M-Motor coach • T-Trailer coach• L-Locomotive
MB-Motor Bogie

AC – alternating current
DC – direct current

General characteristics

(1) Composition
Suppliers
Owners or operators
Year in service
Articulated
Track gauge (mm)
Electrification voltage (kV)
Maximum train speed / operation speed (km/h)
Power (kW)
Traction
Signalling
Train sets currently used / planned

Weight and dimensions

Unladen weight in running order (t)
Maximum axle load (t)
Power weight ratio (kW/t)
Train length (m)
Train width (m)

Seats

1st class seats*
2nd class seats
Total seats

Observations

* For 3 classes train, 1st and 2nd classes are included in 1st class

Source: International Union of Railways

3.4 ROLLING STOCK



(1) M-Motor coach • T-Trailer coach • L-Locomotive
MB-Motor Bogie

AC – alternating current
DC – direct current

General characteristics

(1) Composition	
Suppliers	
Owners or operators	
Year in service	
Articulated	
Track gauge (mm)	
Electrification voltage (kV)	
Maximum train speed / operation speed (km/h)	
Power (kW)	
Traction	
Signalling	
Train sets currently used / planned	

Weight and dimensions

Unladen weight in running order (t)	
Maximum axle load (t)	
Power weight ratio (kW/t)	
Train length (m)	
Train width (m)	

Seats

1 st class seats*	
2 nd class seats	
Total seats	

Observations

CRH380BL (China)

M+T+M+2T+M+T+2M+T+M+2T+M+T+M
CNR-Tanshang, CNR-Changchun
CR
2011
No
1,435
25 kV 50 Hz AC
350 / 300
18,400
Distributed traction
CTCS 2.3
149

1,088
<17
16.9
400
3.260

24+190
791
1,005

24 seats: business

CRH380BG (China)

M+T+M+2T+M+T+M
CNR-Changchun
CR
2011
No
1,435
25 kV 50 Hz AC
350 / 300
9,200
Distributed traction
CTCS 2.3
141

544
<17
16.9
200
3.260

72
528
600+1

CRH380CL (China)

M+T+M+2T+M+T+2M+T+M+2T+M+T+M
CNR-Changchun
CR
2011
No
1,435
25 kV 50 Hz AC
350 / 300
18,400
Distributed traction
CTCS 2.3
25

1,088
<17
16.9
428
3.358

24+190
791
1,005

* For 3 classes train, 1st and 2nd classes are included in 1st class

Source: International Union of Railways

3.4 ROLLING STOCK



(1) M-Motor coach • T-Trailer coach• L-Locomotive
MB-Motor Bogie

AC – alternating current
DC – direct current

General characteristics

(1) Composition
Suppliers
Owners or operators
Year in service
Articulated
Track gauge (mm)
Electrification voltage (kV)
Maximum train speed / operation speed (km/h)
Power (kW)
Traction
Signalling
Train sets currently used / planned

Weight and dimensions

Unladen weight in running order (t)
Maximum axle load (t)
Power weight ratio (kW/t)
Train length (m)
Train width (m)

Seats

1 st class seats*
2 nd class seats
Total seats

Observations

* For 3 classes train, 1st and 2nd classes are included in 1st class

CRH380D (China)

M+T+M+2T+M+T+M
CSR-Bombardier
CR
2012
No
1,435
25 kV 50 Hz AC
350 / 300
10,000
Distributed traction
CTCS 2,3
85
462
17
17.6
251.3
3,358
14+90
391
495
VIP class: 14 seats

CRH380DL (China)

M+T+M+2T+M+T+2M+T+M+2T+M+T+M
CSR-Bombardier
CR
2012
No
1,435
25 kV 50 Hz AC
350 / 300
20,000
Distributed traction
CTCS 2,3
60
934
<17
19.2
428.1
3,358
52+126
835
1,013
VIP class: 52 seats

CRH400AF (China)

M+T+M+2T+M+T+M
CRRC Sigang-CRRC Changchun-CRRC Tagshan
CR
2017
No
1,435
25 kV 50 Hz AC
400 / 350
< 9,600
Distributed traction
-
18
544
<17
17.6
209
3,360
10+28
518
556
Business class: 10 seats First class: 28 seats

Source: International Union of Railways

3.3 ROLLING STOCK



(1) M-Motor coach • T-Trailer coach • L-Locomotive
MB-Motor Bogie

AC – alternating current
DC – direct current

General characteristics

(1) Composition	
Suppliers	
Owners or operators	
Year in service	
Articulated	
Track gauge (mm)	
Electrification voltage (kV)	
Maximum train speed / operation speed (km/h)	
Power (kW)	
Traction	
Signalling	
Train sets currently used / planned	

Weight and dimensions

Unladen weight in running order (t)	
Maximum axle load (t)	
Power weight ratio (kW/t)	
Train length (m)	
Train width (m)	

Seats

1 st class seats*	
2 nd class seats	
Total seats	

Observations

CRH400BF (China)

M+T+M+2T+M+T+M
CRRC Sigang-CRRC Changchun-CRRC Tagshan
CR
2017
No
1,435
25 kV 50 Hz AC
400 / 350
< 9,600
Distributed traction
-
9

544
< 17
17.6
209
3.360

10+28
518
556

Business class: 10 seats
First class: 28 seats

CRH400BF-A (China)

M+T+M+2T+M+T+2M+T+M+2T+M+T+M
CRRC Tagshan
CR
-
No
1,435
25 kV 50 Hz AC
-
-
Distributed traction
-
0 / 16

-
-
-
-
-

-
-
1,193

MTR CRH380A (China)

T+6M+T
CRRC
MTR
2018
No
1,435
25 kV 50 Hz AC
350 / 300
9,600
Distributed traction
CTCS 2.3
9

408
< 15
23.5
203
3.380

-
-
579 (+2 hp)

For Guangzhou, Shenzhen and Hong Kong link

* For 3 classes train, 1st and 2nd classes are included in 1st class

Source: International Union of Railways

3.3 ROLLING STOCK



700T
(China)

T+3M+T+6M+T	
Hitachi-Kawasaki Heavy Industries-Nippon Sharyo	
THSRC	
2007	
No	
1,435	
25 kV 60 Hz AC	
300 / 300	
10,260	
Distributed traction	
ATP	
34	
503	
10.5	
17.6	
304	
3.380	
66	
923	
989	
Used in Chinese Taipei, not in the mainland of China	



0
(Japan)

16 M	
Hitachi-Kawasaki Heavy Ind.-Kinki Sharyo-Nippon Sharyo-Tokyu Car Corp.-Kisha Seizo	
JNR	
1964-2008	
No	
1,435	
25 kV 60 Hz AC	
220 / 220	
11,840	
Distributed traction	
ATC	
0	
970	
16	
12.2	
400.3	
3.380	
68	
1,323	
1,391	
First HS train in the world Information data of original 16 cars train set Initially 210 km/h maximum speed Various train exists (16, 12, 6 and 4 cars) Operation finished in 11/2008 3,216 cars were produced	



100
(Japan)

12M + 4T	
Hitachi-Kawasaki Heavy Industries-Kinki Sharyo-Nippon Sharyo-Tokyu Car Corporation	
JNR	
1985-2012	
No	
1,435	
25 kV 60 Hz AC	
220 / 220	
11,840	
Distributed traction	
ATC	
0	
925	
15	
11.9	
402.1	
3.380	
168	
1,153	
1,321	
Maximum speed was 230 km/h for V sets owned by JWR	

(1) M-Motor coach • T-Trailer coach• L-Locomotive
MB-Motor Bogie

AC – alternating current
DC – direct current

General characteristics

(1) Composition

Suppliers

Owners or operators

Year in service

Articulated

Track gauge (mm)

Electrification voltage (kV)

Maximum train speed / operation speed (km/h)

Power (kW)

Traction

Signalling

Train sets currently used / planned

Weight and dimensions

Unladen weight in running order (t)

Maximum axle load (t)

Power weight ratio (kW/t)

Train length (m)

Train width (m)

Seats

1st class seats*

2nd class seats

Total seats

Observations

* For 3 classes train, 1st and 2nd classes are included in 1st class

Source: International Union of Railways

3.4 ROLLING STOCK



(1) M-Motor coach • T-Trailer coach • L-Locomotive
MB-Motor Bogie

AC – alternating current
DC – direct current

General characteristics

(1) Composition

Suppliers

Owners or operators

Year in service

Articulated

Track gauge (mm)

Electrification voltage (kV)

Maximum train speed / operation speed (km/h)

Power (kW)

Traction

Signalling

Train sets currently used / planned

Weight and dimensions

Unladen weight in running order (t)

Maximum axle load (t)

Power weight ratio (kW/t)

Train length (m)

Train width (m)

Seats

1st class seats*

2nd class seats

Total seats

Observations

200 (Japan)

10M

Hitachi-Kawasaki Heavy Industries-Kinki Shayro-Nippon Sharyo-
Tokyu Car Corporation

JRE

1982-2013

No

1,435

25 kV 50 Hz AC

240 / 240

9,200

Distributed traction

ATC / DS-ATC

0

583

16.4

14.6

250

3.380

52

710

762

It was 12 cars when introduced
A trainset was abandoned after the derailment at Chetsu
earthquake

300 (Japan)

T+M+T+2M+T+2M+T+2M+T+2M+T+M

Hitachi-Kawasaki Heavy Industries-Kinki Shayro-Nippon Sharyo

JRC / JRW

1992-2012

No

1,435

25 kV 60 Hz AC

270 / 270

12,000

Distributed traction

ATC / ATC-NS

0

711

12

16.9

402.1

3.380

200

1,123

1,323

400 (Japan)

4M+T+2M

Kawasaki Heavy Industries-Tokyu Car Corporation

JRE

1992-2010

No

1,435

25 kV 50 Hz AC / 20 kV 50 Hz AC

240 / 240

5,040

Distributed traction

ATC / DS-ATC / ATS-P

0

318

12.9

14.7

149

2.947

20

379

399

For through operation b/w Shinkansen line and improved
classical line (Yamagata line)
All 12 sets were replaced by E2-2000

* For 3 classes train, 1st and 2nd classes are included in 1st class

Source: International Union of Railways

3.4 ROLLING STOCK



500
(Japan)

16M
Hitachi-Kawasaki Heavy Industries- Kinki Shayro-Nippon Sharyo
JRW
1996-2010
No
1,435
25 kV 60 Hz AC
300 / 300
18,240 or 17,600
Distributed traction
ATC / ATC-NS
0
688 (loaded)
11.7
26.5
404
3.380
200
1,124
1,324
9 sets had existed



500-7000
(Japan)

8M
Hitachi-Kawasaki Heavy Industries- Kinki Shayro-Nippon Sharyo
JRW
2008
No
1,435
25 kV 60 Hz AC
285 / 285
8,800
Distributed traction
ATC-NS
6
344 (loaded)
11
25.6
204
3.380
-
-
557
8 sets were renovated from 16-car 500



700 / 700-3000
(Japan)

T+6M+2T+6M+T
Hitachi-Kawasaki Heavy Industries- Kinki Shayro-Nippon Sharyo
JRC / JRW
1999
No
1,435
25 kV 60 Hz AC
285 / 285
13,200
Distributed traction
ATC / ATC-NS
0
708
11.4
18.6
404.7
3.380
200
1,123
1,323

(1) M-Motor coach • T-Trailer coach• L-Locomotive
MB-Motor Bogie

AC – alternating current
DC – direct current

General characteristics

(1) Composition

Suppliers

Owners or operators

Year in service

Articulated

Track gauge (mm)

Electrification voltage (kV)

Maximum train speed / operation speed (km/h)

Power (kW)

Traction

Signalling

Train sets currently used / planned

Weight and dimensions

Unladen weight in running order (t)

Maximum axle load (t)

Power weight ratio (kW/t)

Train length (m)

Train width (m)

Seats

1st class seats*

2nd class seats

Total seats

Observations

* For 3 classes train, 1st and 2nd classes are included in 1st class

Source: International Union of Railways

3.4 ROLLING STOCK



(1) M-Motor coach • T-Trailer coach • L-Locomotive
MB-Motor Bogie



AC – alternating current
DC – direct current

General characteristics

(1) Composition

Suppliers

Owners or operators

Year in service

Articulated

Track gauge (mm)

Electrification voltage (kV)

Maximum train speed / operation speed (km/h)

Power (kW)

Traction

Signalling

Train sets currently used / planned

Weight and dimensions

Unladen weight in running order (t)

Maximum axle load (t)

Power weight ratio (kW/t)

Train length (m)

Train width (m)

Seats

1st class seats*

2nd class seats

Total seats

Observations

700-7000 (Japan)

T+6M+T

Hitachi-Kawasaki Heavy Industries-
Kinki Shayro-Nippon Sharyo

JRW

2000

No

1,435

25 kV 60 Hz AC

285 / 285

6,600

Distributed traction

ATC-NS

16

356 (loaded)

11.4

18.5

204.7

3.380

-

-

571

N700 / N700A / N700-5000 / N700A-4000 (Japan)

T+14M+T

Hitachi-Kawasaki Heavy Industries-
Kinki Shayro-Nippon Sharyo

JRC / JRW

2007

No + Tilting

1,435

25 kV 60 Hz AC

300 / 300

17,080

Distributed traction

ATC-NS

149

715 (loaded)

11.4

23.9

404.7

3.360

200

1,123

1,323

JRC: N700 58 sets / N700A 51 sets
JRW: N700-5000 16 sets N700A-4000 18 sets

N700-7000 / N700-8000 (Japan)

8M

Hitachi-Kawasaki Heavy Industries-
Kinki Shayro-Nippon Sharyo

JRW / JRK

2011

No+Tilting

1,435

25 kV 60 Hz AC

300 / 300

9,760

Distributed traction

ATC-NS / KS-ATC

19 (JRW) - 11(JRK)

344 (loaded)

-

28.4

204.7

3.360

24

522

546

JRW (N700-7000) 19 sets
JRK (N700-8000) 11 sets

* For 3 classes train, 1st and 2nd classes are included in 1st class

Source: International Union of Railways

3.4 ROLLING STOCK



N700S
(Japan)

14M + 2T
Hitachi-Nippon Sharyo
JRC-JRW
2020
No+Tilting
1,435
25 kV 60 Hz AC
300 / 300
17,080
Distributed traction
ATC-NS
27
-
-
-
404.7
3.360
200
1,123
1,323



800
(Japan)

6M
Hitachi
JRK
2004
No
1,435
25 kV 60 Hz AC
260 / 260
6,600
Distributed traction
ATC / KS-ATC
5
276 (loaded)
11.4
23.9
154.7
3.380
-
378
378



800-1000 / 800-2000
(Japan)

6M
Hitachi
JRK
2009
No
1,435
25 kV 60 Hz AC
260 / 260
6,600
Distributed traction
ATC / KS-ATC
3
276 (loaded)
11.4
23.9
154.7
3.380
-
378
378

2 sets: 800-1000, track inspection is capable
1 set: 800-2000, catenary, signalling and communication inspection are capable

(1) M-Motor coach • T-Trailer coach• L-Locomotive
MB-Motor Bogie

AC – alternating current
DC – direct current

General characteristics

(1) Composition
Suppliers
Owners or operators
Year in service
Articulated
Track gauge (mm)
Electrification voltage (kV)
Maximum train speed / operation speed (km/h)
Power (kW)
Traction
Signalling
Train sets currently used / planned

Weight and dimensions

Unladen weight in running order (t)
Maximum axle load (t)
Power weight ratio (kW/t)
Train length (m)
Train width (m)

Seats

1 st class seats*
2 nd class seats
Total seats

Observations

* For 3 classes train, 1st and 2nd classes are included in 1st class

Source: International Union of Railways

3.4 ROLLING STOCK



(1) M-Motor coach • T-Trailer coach • L-Locomotive
MB-Motor Bogie

AC – alternating current
DC – direct current

General characteristics

(1) Composition

Suppliers

Owners or operators

Year in service

Articulated

Track gauge (mm)

Electrification voltage (kV)

Maximum train speed / operation speed (km/h)

Power (kW)

Traction

Signalling

Train sets currently used / planned

Weight and dimensions

Unladen weight in running order (t)

Maximum axle load (t)

Power weight ratio (kW/t)

Train length (m)

Train width (m)

Seats

1st class seats*

2nd class seats

Total seats

Observations

E1 (Japan)

T+2M+2T+2M+2T+2M+T

Hitachi-Kawasaki Heavy Industries

JRE

1994-2012

No+Double Decker

1,435

25 kV 50 Hz AC

240 / 240

9,840

Distributed traction

ATC / DS-ATC

0

693

17

12.8

302

3.380

102

1,133

1,235

E2 (Japan)

T+6M+T

Hitachi-Kawasaki Heavy Industries-Nippon Sharyo-Tokyu Car Corporation

JRE

1997

No

1,435

25 kV 50 Hz AC / 25 kV 60 Hz AC

275 / 275

7,200

Distributed traction

DS-ATC

0

349

13

18.6

201.4

3.380

51

579

630

E2-1000 (Japan)

T+8M+T

Hitachi-Kawasaki Heavy Industries-Nippon Sharyo-Tokyu Car Corporation

JRE

2002

No

1,435

25 kV 50 Hz AC

275 / 275

9,600

Distributed traction

DS-ATC

24

442

13

19.6

251.4

3.380

51

763

814

For Tohoku and Joetsu line
7 sets were lengthened from 8-car E2
25 sets are original E2-1000

* For 3 classes train, 1st and 2nd classes are included in 1st class

Source: International Union of Railways

3.4 ROLLING STOCK



E3
(Japan)

2M+2T+2M
Kawasaki Heavy Industries-Tokyu Car Corporation
JRE
1997
No
1,435
25 kV 50 Hz AC / 20 kV 50 Hz AC
275 / 275
4,800
Distributed traction
ATC / DS-ATC / ATS-P
2
258
12.3
17.2
128.2
2.945
23
315
338

For Tohoku line, converted from through operation b/w Akita Shinkansen in 2014



E3-700
(Japan)

T+6M+T
Kawasaki Heavy Industries
JRE
2014
No
1,435
25 kV 50 Hz AC / 20 kV 50 Hz AC
275 / 275
4,800
Distributed traction
ATC / DS-ATC / ATS-P
1
258
12.3
18
128.2
2.945
-
-
143

A luxury train for tourist-oriented services, "Toreiyu", on Yamagata-Shinkansen line (the regauged section) It was converted from E3 on 2014



E3-700
(Japan)

T+6M+T
Kawasaki Heavy Industries
JRE
2016
No
1,435
25 kV 50 Hz AC / 20 kV 50 Hz AC
275 / 275
4,800
Distributed traction
ATC / DS-ATC / ATS-P
1
258
12.3
18
128.2
2.945
-
-
143

A luxury train for tourist-oriented services, "Genbi-Shinkansen", on Joetsu-Shinkansen line It was converted from E3 on 2015

(1) M-Motor coach • T-Trailer coach• L-Locomotive
MB-Motor Bogie

AC – alternating current
DC – direct current

General characteristics

(1) Composition
Suppliers
Owners or operators
Year in service
Articulated
Track gauge (mm)
Electrification voltage (kV)
Maximum train speed / operation speed (km/h)
Power (kW)
Traction
Signalling
Train sets currently used / planned

Weight and dimensions

Unladen weight in running order (t)
Maximum axle load (t)
Power weight ratio (kW/t)
Train length (m)
Train width (m)

Seats

1 st class seats*
2 nd class seats
Total seats

Observations

* For 3 classes train, 1st and 2nd classes are included in 1st class

Source: International Union of Railways

3.4 ROLLING STOCK



(1) M-Motor coach • T-Trailer coach • L-Locomotive
MB-Motor Bogie

AC – alternating current
DC – direct current

General characteristics

(1) Composition	
Suppliers	
Owners or operators	
Year in service	
Articulated	
Track gauge (mm)	
Electrification voltage (kV)	
Maximum train speed / operation speed (km/h)	
Power (kW)	
Traction	
Signalling	
Train sets currently used / planned	

Weight and dimensions

Unladen weight in running order (t)	
Maximum axle load (t)	
Power weight ratio (kW/t)	
Train length (m)	
Train width (m)	

Seats

1 st class seats*	
2 nd class seats	
Total seats	

Observations

--	--

E3-1000 (Japan)

(1) Composition	2M+T+M+T+2M
Suppliers	Kawasaki Heavy Industries-Tokyu Car Corporation
Owners or operators	JRE
Year in service	1999-2014
Articulated	No
Track gauge (mm)	1,435
Electrification voltage (kV)	25 kV 50 Hz AC / 20 kV 50 Hz AC
Maximum train speed / operation speed (km/h)	275 / 275
Power (kW)	6,000
Traction	Distributed traction
Signalling	ATC / DS-ATC / ATS-P
Train sets currently used / planned	3

Unladen weight in running order (t)	311
Maximum axle load (t)	12.2
Power weight ratio (kW/t)	17.9
Train length (m)	148.7
Train width (m)	2.945

1 st class seats*	23
2 nd class seats	379
Total seats	402

For through operation b/w Shinkansen line and improved classical line (Yamagata Shinkansen line)
1 additional train set was covered from E3 of 2 train sets on 2014

E3-2000 (Japan)

(1) Composition	2M+T+M+T+2M
Suppliers	Kawasaki Heavy Industries-Tokyu Car Corporation
Owners or operators	JRE
Year in service	2008
Articulated	No
Track gauge (mm)	1,435
Electrification voltage (kV)	25 kV 50 Hz AC / 20 kV 50 Hz AC
Maximum train speed / operation speed (km/h)	275 / 275
Power (kW)	6,000
Traction	Distributed traction
Signalling	ATC / DS-ATC / ATS-P
Train sets currently used / planned	12

Unladen weight in running order (t)	307
Maximum axle load (t)	12.5
Power weight ratio (kW/t)	18.1
Train length (m)	148.7
Train width (m)	2.945

1 st class seats*	23
2 nd class seats	371
Total seats	394

All sets had replaced Series 400

E4 (Japan)

(1) Composition	T+2M+2T+2M+T
Suppliers	Hitachi-Kawasaki Heavy Industries
Owners or operators	JRE
Year in service	1997
Articulated	No+Double Decker
Track gauge (mm)	1,435
Electrification voltage (kV)	25 kV 50 Hz AC
Maximum train speed / operation speed (km/h)	240 / 240
Power (kW)	6,720
Traction	Distributed traction
Signalling	DS-ATC
Train sets currently used / planned	16

Unladen weight in running order (t)	428
Maximum axle load (t)	16
Power weight ratio (kW/t)	14.1
Train length (m)	201.4
Train width (m)	3.380

1 st class seats*	54
2 nd class seats	763
Total seats	817

Source: International Union of Railways

3.4 ROLLING STOCK



E5
(Japan)

T+6M+T
Hitachi-Kawasaki Heavy Industries
JRE
2011
No+Tilting
1,435
25 kV 50 Hz AC
320 / 320 (300 until 2012)
9,600
Distributed traction
DS-ATC
46
453.5
13
19.3
253
3.350
18 / 55
650
723

3 classes, for Hokkaido-Shinkansen, through operation between JR East and JR Hokkaido

H5
(Japan)

T+6M+T
Hitachi-Kawasaki Heavy Industries
JRH
2016
No+Tilting
1,435
25 kV 50 Hz AC
320 / 320
9,600
Distributed traction
DS-ATC
4
453.5
13
19.3
253
3.350
18 / 55
650
723

3 classes, for Hokkaido-Shinkansen, through operation between JR East and JR Hokkaido

E6
(Japan)

M+T+3M+T+M
Hitachi-Kawasaki Heavy Industries
JRE
2013
No+Tilting
1,435
25 kV 50 Hz AC / 20 kV 50 Hz AC
320 / 320 (300 until 2012)
6,000
Distributed traction
DS-ATC / ATS-P
24
306.5
10.9
18.4
148.7
2.945
22
310
332

For through operation b/w Shinkansen line and improved classical line (Akita Shinkansen line)

(1) M-Motor coach • T-Trailer coach• L-Locomotive
MB-Motor Bogie

AC – alternating current
DC – direct current

General characteristics

(1) Composition
Suppliers
Owners or operators
Year in service
Articulated
Track gauge (mm)
Electrification voltage (kV)
Maximum train speed / operation speed (km/h)
Power (kW)
Traction
Signalling
Train sets currently used / planned

Weight and dimensions

Unladen weight in running order (t)
Maximum axle load (t)
Power weight ratio (kW/t)
Train length (m)
Train width (m)

Seats

1 st class seats*
2 nd class seats
Total seats

Observations

* For 3 classes train, 1st and 2nd classes are included in 1st class

Source: International Union of Railways

3.4 ROLLING STOCK



(1) M-Motor coach • T-Trailer coach • L-Locomotive
MB-Motor Bogie

AC – alternating current
DC – direct current

General characteristics

(1) Composition	T+10M+T
Suppliers	Hitachi-Kawasaki Heavy Industries-Kinki Sharyo-J-TREC
Owners or operators	JRE / JRW
Year in service	2014
Articulated	No
Track gauge (mm)	1,435
Electrification voltage (kV)	25 kV 50 Hz AC / 25 kV 60 Hz AC
Maximum train speed / operation speed (km/h)	275 / 260
Power (kW)	12,000
Traction	Distributed traction
Signalling	DS-ATC
Train sets currently used / planned	19 (JRE) - 11 (JRW)

Weight and dimensions

Unladen weight in running order (t)	540
Maximum axle load (t)	11.3
Power weight ratio (kW/t)	20.1
Train length (m)	302
Train width (m)	3.380

Seats

1 st class seats*	18 / 63
2 nd class seats	831
Total seats	912

Observations

E7 / W7 (Japan)

(1) Composition	T+10M+T
Suppliers	Hitachi-Kawasaki Heavy Industries-Kinki Sharyo-J-TREC
Owners or operators	JRE / JRW
Year in service	2014
Articulated	No
Track gauge (mm)	1,435
Electrification voltage (kV)	25 kV 50 Hz AC / 25 kV 60 Hz AC
Maximum train speed / operation speed (km/h)	275 / 260
Power (kW)	12,000
Traction	Distributed traction
Signalling	DS-ATC
Train sets currently used / planned	19 (JRE) - 11 (JRW)

Unladen weight in running order (t)	540
Maximum axle load (t)	11.3
Power weight ratio (kW/t)	20.1
Train length (m)	302
Train width (m)	3.380

1 st class seats*	18 / 63
2 nd class seats	831
Total seats	912

3 classes, JRE (E7) 17 sets, JRW (W7) 11 sets for Hokuriku-Shinkansen, operating from 2014

KTX (South Korea)

(1) Composition	L+18T+L (+2MB)
Suppliers	Alstom-Hyundai Rotem
Owners or operators	KORAIL
Year in service	2004
Articulated	Yes
Track gauge (mm)	1,435
Electrification voltage (kV)	25 kV 60 Hz AC
Maximum train speed / operation speed (km/h)	300 / 300
Power (kW)	13,560
Traction	Concentrated traction
Signalling	ATC (TVM) / ATS
Train sets currently used / planned	46

Unladen weight in running order (t)	701
Maximum axle load (t)	17
Power weight ratio (kW/t)	17.5
Train length (m)	388
Train width (m)	2.904

1 st class seats*	127
2 nd class seats	808
Total seats	935

KTX-Sancheon (South Korea)

(1) Composition	L+8T+L
Suppliers	Hyundai Rotem
Owners or operators	KORAIL
Year in service	2010
Articulated	Yes
Track gauge (mm)	1,435
Electrification voltage (kV)	25 kV 60 Hz AC
Maximum train speed / operation speed (km/h)	330 / 300
Power (kW)	8,800
Traction	Concentrated traction
Signalling	ATC (TVM) / ATS / ATP
Train sets currently used / planned	24

Unladen weight in running order (t)	434
Maximum axle load (t)	25.5
Power weight ratio (kW/t)	19
Train length (m)	201
Train width (m)	2.970

1 st class seats*	30
2 nd class seats	333
Total seats	363

"Sancheon"

* For 3 classes train, 1st and 2nd classes are included in 1st class

Source: International Union of Railways

3.4 ROLLING STOCK



KTX-Sancheon 2
(South Korea)

L+8T+L
Hyundai Rotem
KORAIL
2017
Yes
1,435
25 kV 60 Hz AC
330 / 300
8,800
Concentrated traction
ATC (TVM) / ATS / ATP
15

434
25.5
20.3
201
2.970

33
377
410

"Wongang"
For Wonju - Gangneung



KTX-EUM
(South Korea)

T+4M+T
Hyundai Rotem
KORAIL
2021
No
1,435
25 kV 60 Hz AC
nd / 260
-
Distributed traction
ATC (TVM) / ATS / ATP / ETCS
19 / 24

312
-
-
150.5
3.150

46
335
381



SRT-Suseo
(South Korea)

L+8T+L
Hyundai Rotem
SR
2016
Yes
1,435
25 kV 60 Hz AC
330 / 300
8,800
Concentrated traction
ATC (TVM) / ATS / ATP
12

434
25.5
18.9
201
2.970

33
377
410

"Suseo"
SR is on of the High Speed train operation
company in South Korea

(1) M-Motor coach • T-Trailer coach• L-Locomotive
MB-Motor Bogie

AC – alternating current
DC – direct current

General characteristics

(1) Composition
Suppliers
Owners or operators
Year in service
Articulated
Track gauge (mm)
Electrification voltage (kV)
Maximum train speed / operation speed (km/h)
Power (kW)
Traction
Signalling
Train sets currently used / planned

Weight and dimensions

Unladen weight in running order (t)
Maximum axle load (t)
Power weight ratio (kW/t)
Train length (m)
Train width (m)

Seats

1st class seats*
2nd class seats
Total seats

Observations

* For 3 classes train, 1st and 2nd classes are included in 1st class

Source: International Union of Railways



INTERNATIONAL UNION
OF RAILWAYS

1. GLOBAL HIGH - SPEED DATA

2. EUROPE

3. ASIA - PACIFIC

4. AFRICA

5. NORTH AMERICA

6. MIDDLE EAST

7. LATIN AMERICA

INDEX OF COUNTRIES

4.1 HIGH-SPEED RAIL NETWORK



EGYPT

High-speed lines planned in Egypt

LINE	MAXIMUM SPEED (km/h)	YEAR	DISTANCE (KILOMETRES)
Cairo - Alexandria	320	2024	210
Cairo - Aswan	320	2024	700
El Alamein - Ain Sokhna	250	2025	460
El Alamein - Marsa Matrouh	250	2025	200
			Total km = 1,570

High-speed lines with long-term planning in Egypt

LINE	MAXIMUM SPEED (km/h)	YEAR	DISTANCE (KILOMETRES)
Ain Sokhna - Hurghada	250	2030	320
Hurghada - Luxor	250	-	285
6th October City - Luxor	250	-	640
Luxor - Aswan	250	-	210
Safaga - Barnis	250	-	350
			Total km = 1,805

Source: compiled by authors based on International Union of Railways, 2021

4.1 HIGH-SPEED RAIL NETWORK

High-speed lines in Egypt



Source: compiled by authors based on International Union of Railways, 2021

4.1 HIGH-SPEED RAIL NETWORK



MOROCCO

High-speed lines in commercial operation in Morocco

LINE	MAXIMUM SPEED (km/h)	YEAR	DISTANCE (KILOMETRES)
Tanger - Kenitra	320	2018	186
			Total km = 186

High-speed lines planned in Morocco

LINE	MAXIMUM SPEED (km/h)	YEAR	DISTANCE (KILOMETRES)
Kenitra - Rabat	320	2027	55
Casablanca - Marrakech	320	2028	240
Rabat - Casablanca	320	2029	105
Marrakech - Agadir	250	-	240
			Total km = 640

Source: compiled by authors based on International Union of Railways, 2021

4.1 HIGH-SPEED RAIL NETWORK

High-speed lines in Morocco



Source: compiled by authors based on International Union of Railways, 2021

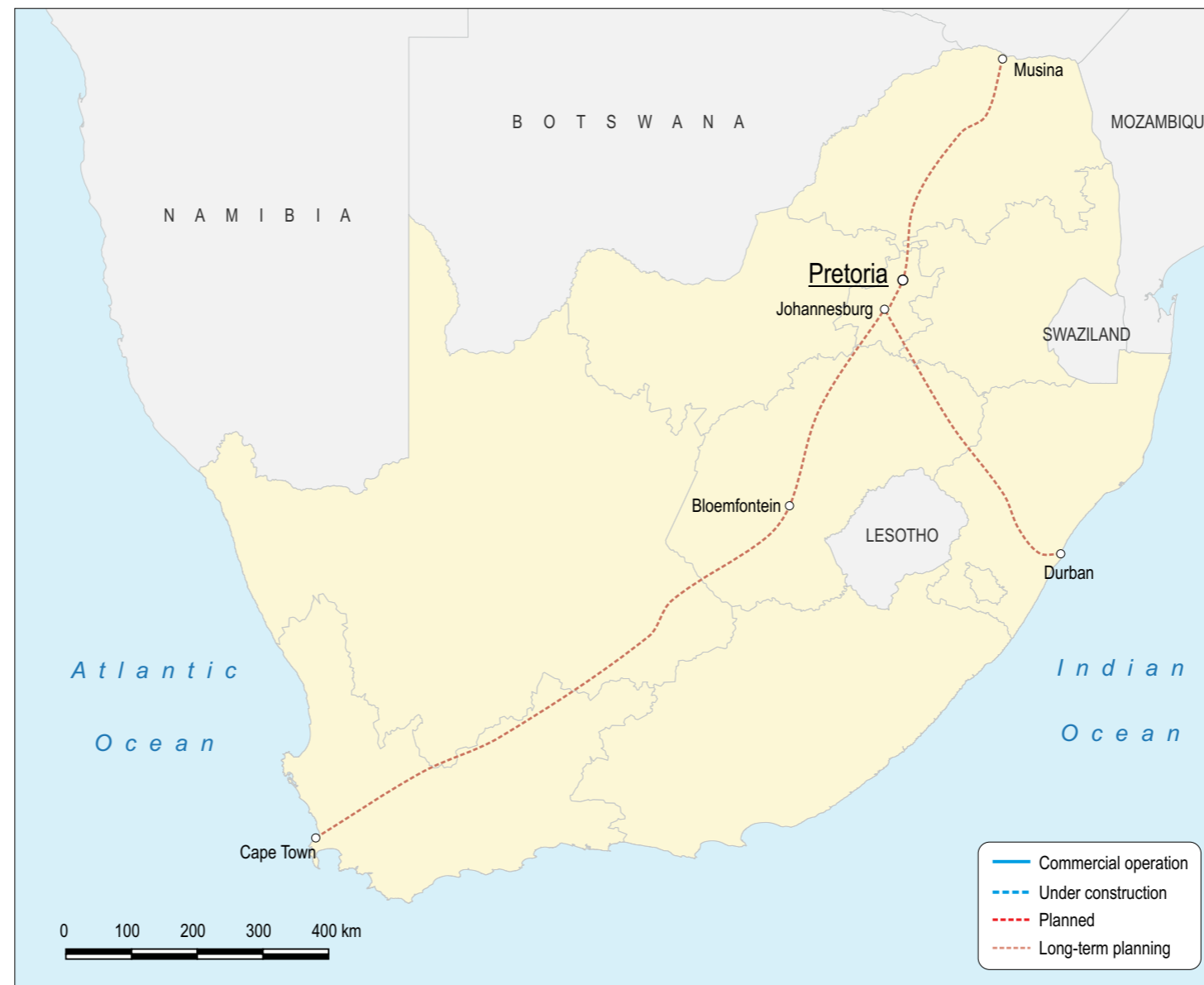
4.1 HIGH-SPEED RAIL NETWORK



SOUTH AFRICA

High-speed lines with long-term planning in South Africa

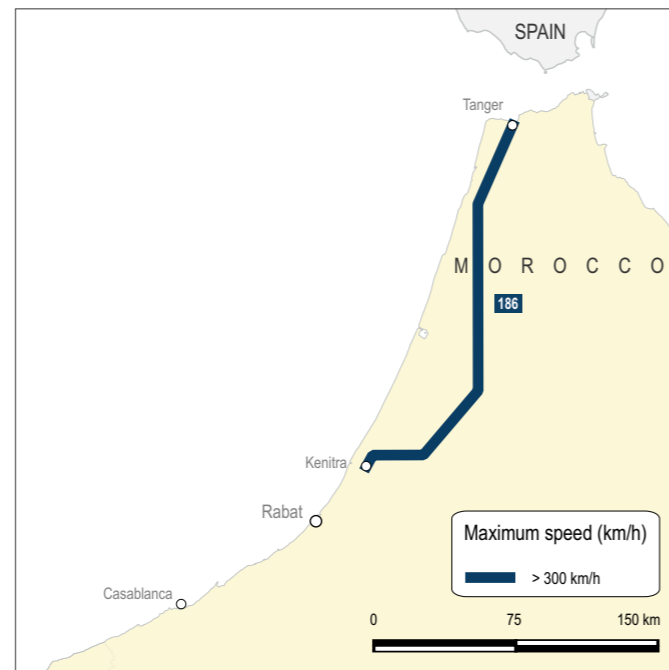
LINE	MAXIMUM SPEED (km/h)	YEAR	DISTANCE (KILOMETRES)
Johannesburg - Durban	300	-	610
Johannesburg - Musina	300	-	480
Johannesburg - Cape Town	300	-	1,300
			Total km = 2,390



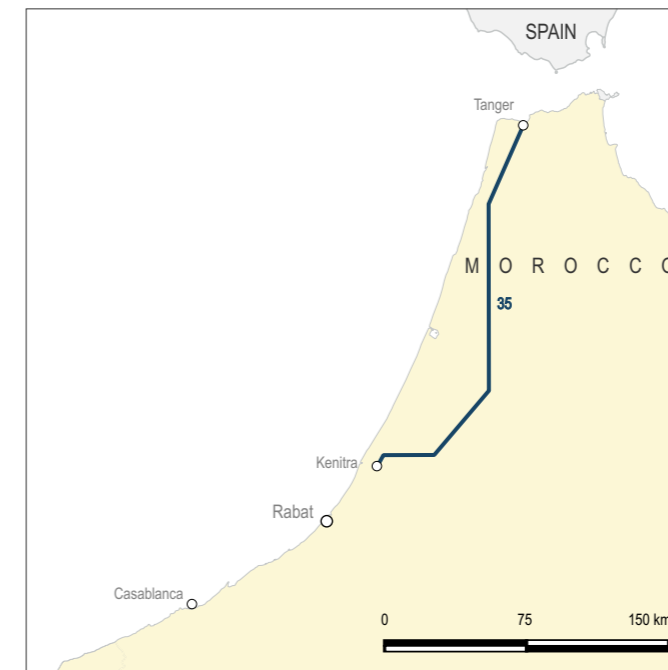
Source: compiled by authors based on International Union of Railways, 2021

4.2 CHARACTERISTICS AND EQUIPMENT

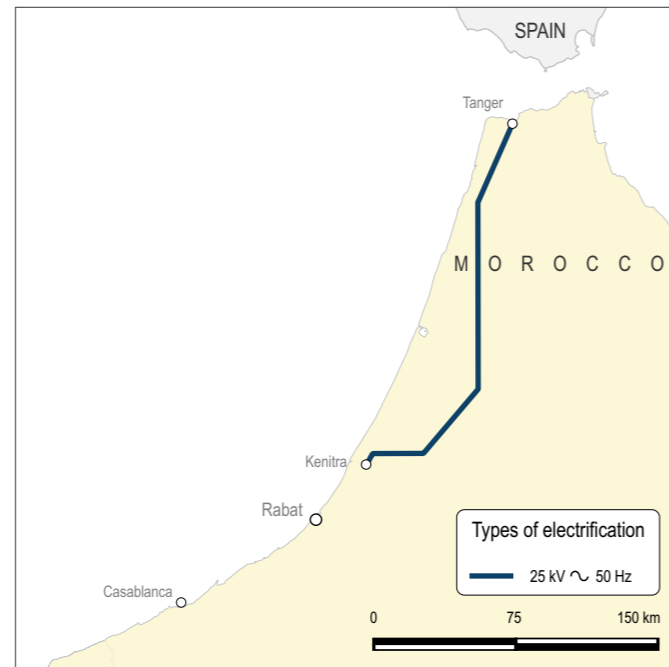
Maximum com. speed and distance (km)



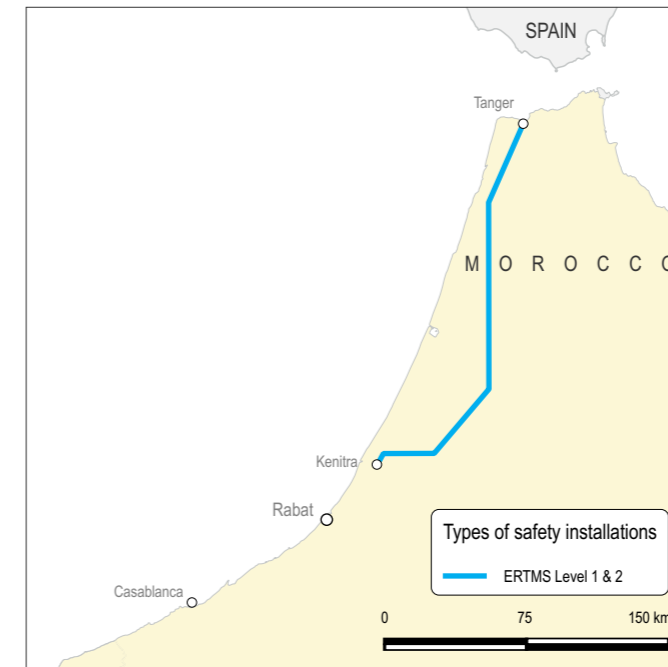
Maximum slope (%)



Electrification



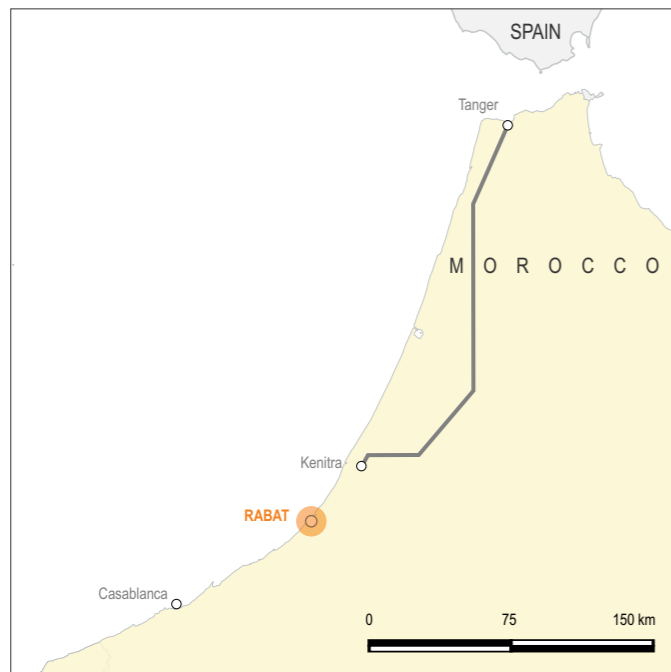
Signalling



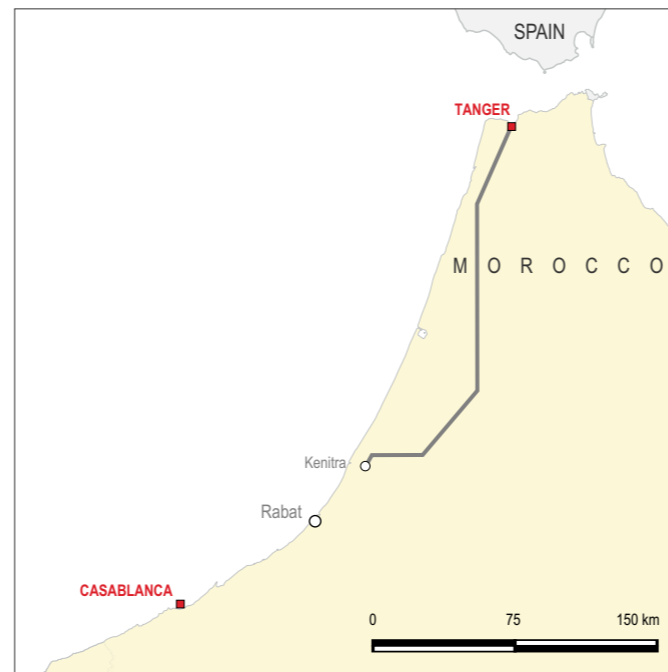
Source: compiled by authors based on International Union of Railways, 2021

4.2 CHARACTERISTICS AND EQUIPMENT

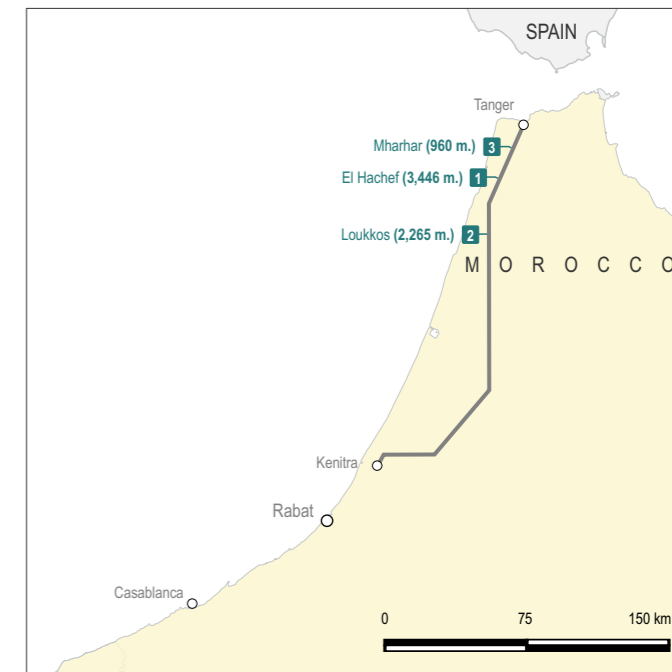
Centralized Traffic Control (CTC)



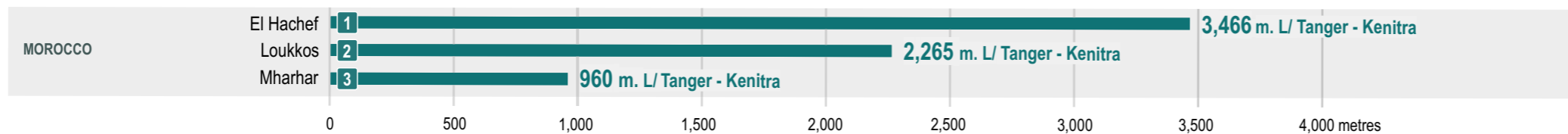
High-speed rolling stock workshops



Longest viaducts



Longest viaducts of the high-speed rail network in Africa



Source: compiled by authors based on International Union of Railways, 2021

4.3 ROLLING STOCK



RGV-M (Morocco)

L+8T+L
Alstom
ONCF
2018
Yes + Double Decker
1,435
25 kV 50 Hz AC / 3 kV DC
320 / 300
-
Concentrated traction
ETCS
12
-
-
-
200
2.896
-
-
533
No. 1201-1212

Source: International Union of Railways

(1) M-Motor coach • T-Trailer coach • L-Locomotive
MB-Motor Bogie

AC – alternating current
DC – direct current

General characteristics

(1) Composition
Suppliers
Owners or operators
Year in service
Articulated
Track gauge (mm)
Electrification voltage (kV)
Maximum train speed / operation speed (km/h)
Power (kW)
Traction
Signalling
Train sets currently used / planned

Weight and dimensions

Unladen weight in running order (t)
Maximum axle load (t)
Power weight ratio (kW/t)
Train length (m)
Train width (m)

Seats

1 st class seats*
2 nd class seats
Total seats

Observations

* For 3 classes train, 1st and 2nd classes are included in 1st class



INTERNATIONAL UNION
OF RAILWAYS

1. GLOBAL HIGH - SPEED DATA

2. EUROPE

3. ASIA - PACIFIC

4. AFRICA

5. NORTH AMERICA

6. MIDDLE EAST

7. LATIN AMERICA

INDEX OF COUNTRIES

5.1 HIGH-SPEED RAIL NETWORK



CANADA
USA
MEXICO

High-speed lines with long-term planning in Canada

LINE	MAXIMUM SPEED (km/h)	YEAR	DISTANCE (KILOMETRES)
Quebec - Windsor	300	-	1,229
Calgary - Edmonton	300	-	294
			Total km = 1,523

High-speed lines in commercial operation in USA

LINE	MAXIMUM SPEED (km/h)	YEAR	DISTANCE (KILOMETRES)
NE Corridor (Boston - New York - Washington DC)	240	2000	735
			Total km = 735

High-speed lines under construction in USA

LINE	MAXIMUM SPEED (km/h)	YEAR	DISTANCE (KILOMETRES)
Madera - Fresno - Bakersfield	320	2029	192
San Francisco - San Jose	320	2033	82
			Total km = 274

High-speed lines planned in USA

LINE	MAXIMUM SPEED (km/h)	YEAR	DISTANCE (KILOMETRES)
Las Vegas - Victorville	320	2023	270
Houston - Dallas	330	2026	385
San Jose - Madera	320	2033	204
Bakersfield - Anaheim	350	2033	269
Victorville - Los Angeles	320	-	150
			Total km = 1,278

Source: compiled by authors based on International Union of Railways, 2021

5.1 HIGH-SPEED RAIL NETWORK

High-speed lines with long-term planning in USA

LINE	MAXIMUM SPEED (km/h)	YEAR	DISTANCE (KILOMETRES)
NEC Future (Boston - New York - Washington DC)	350	2040	735
Merced - Sacramento	-	-	180
Los Angeles - San Diego	-	-	269
Vancouver (Canada) - Seattle - Portland	-	-	509
Chicago - Milwaukee	-	-	149
Atlanta - Charlotte	-	-	370
Chicago - St. Louis	-	-	420
Chicago - Detroit	-	-	455
Kansas City - St. Louis	-	-	399
Chicago - Indianapolis	-	-	298
			Total km = 3,784

High-speed lines planned in Mexico

LINE	MAXIMUM SPEED (km/h)	YEAR	DISTANCE (KILOMETRES)
Mexico D.F. - Querétaro	300	-	210
			Total km = 210

Source: compiled by authors based on International Union of Railways, 2021

5.1 HIGH-SPEED RAIL NETWORK

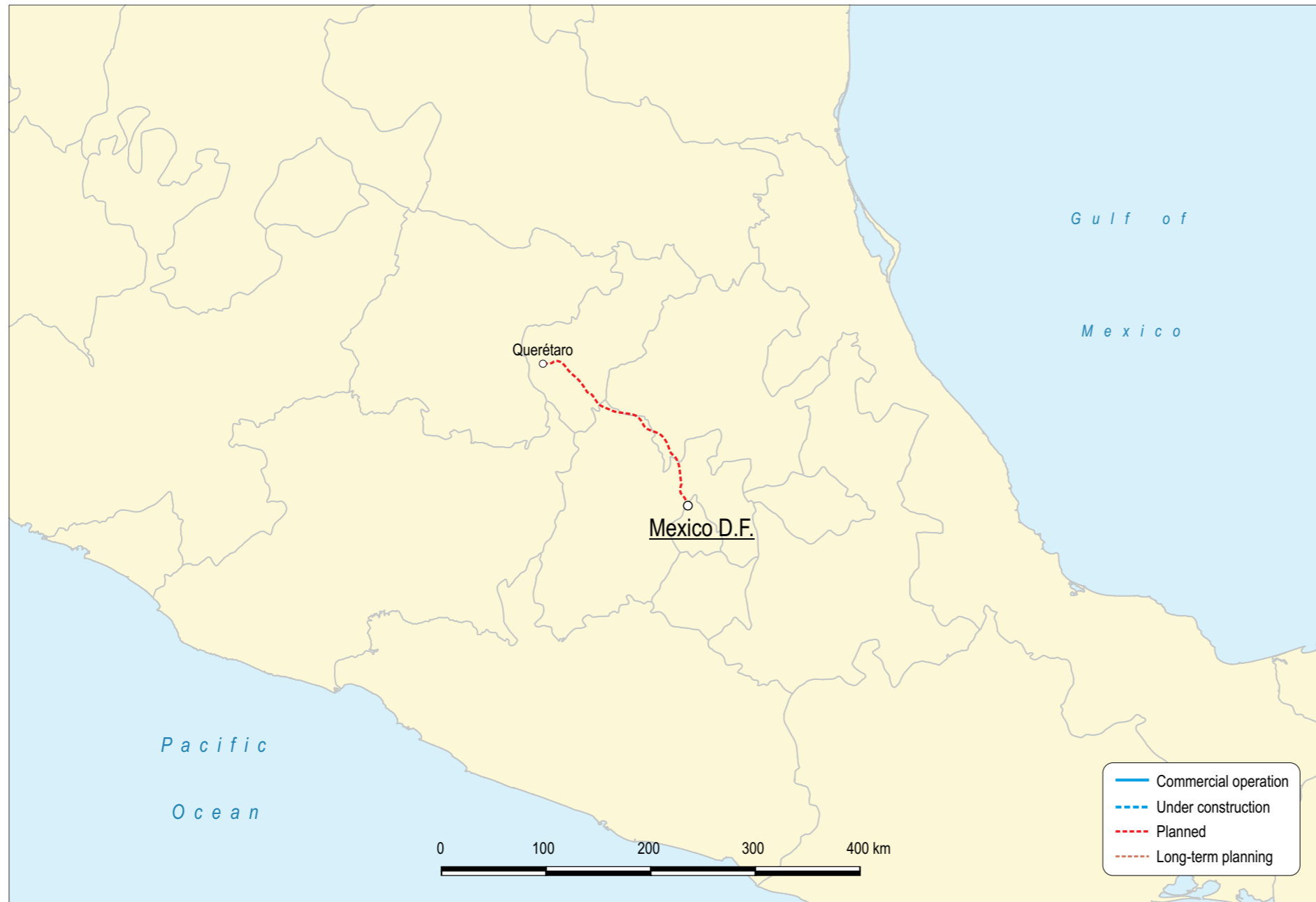
High-speed lines in Canada and USA



Source: compiled by authors based on International Union of Railways, 2021

5.1 HIGH-SPEED RAIL NETWORK

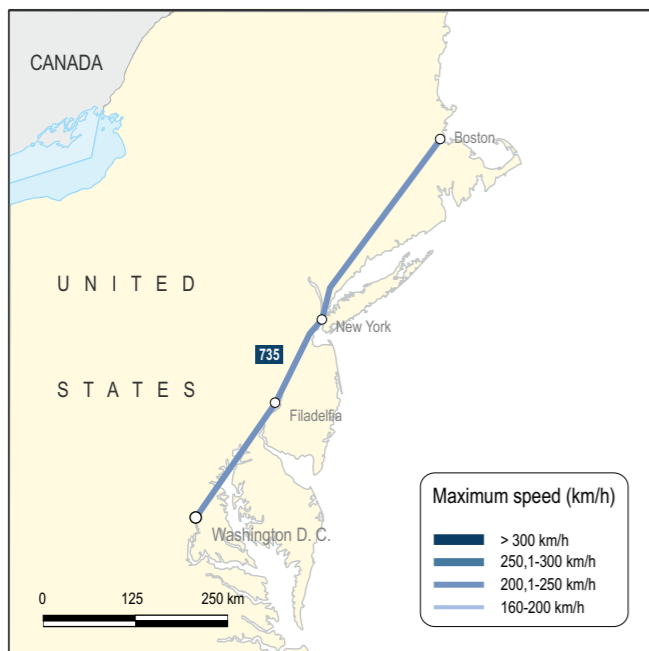
High-speed lines in Mexico



Source: compiled by authors based on International Union of Railways, 2021

5.2 CHARACTERISTICS AND EQUIPMENT

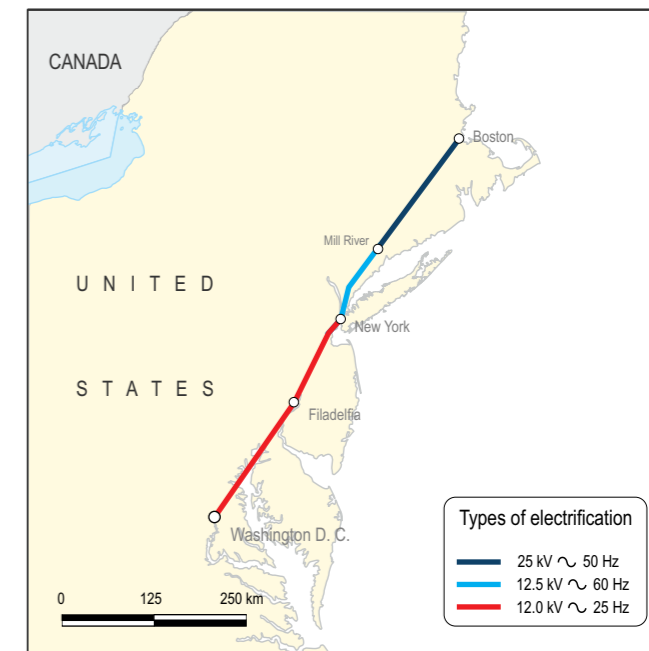
Maximum com. speed and distance (km)



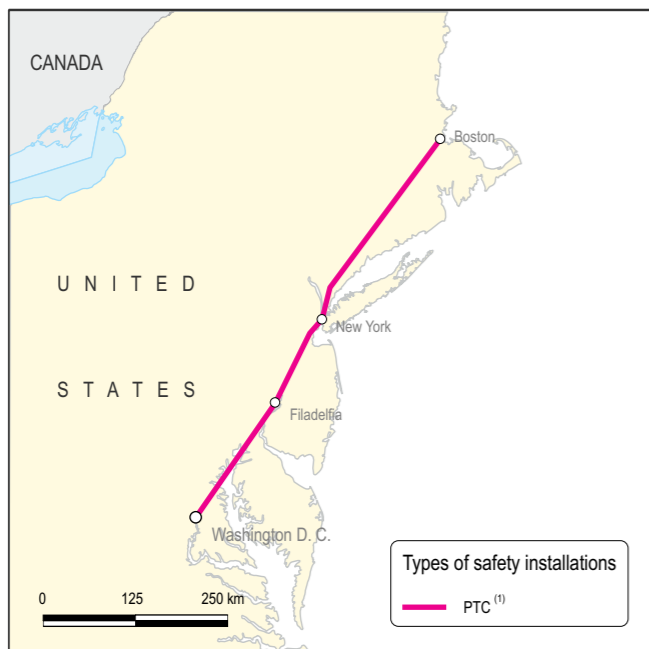
Maximum slope (‰)



Electrification



Signalling



Centralized Traffic Control (CTC)



High-speed rolling stock workshops



Note:
(1): Positive Train Control

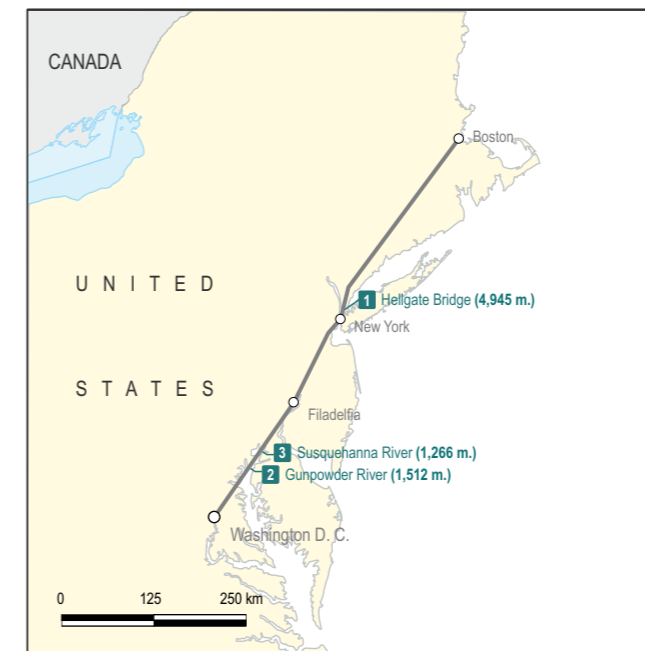
Source: compiled by authors based on International Union of Railways, 2021

5.2 CHARACTERISTICS AND EQUIPMENT

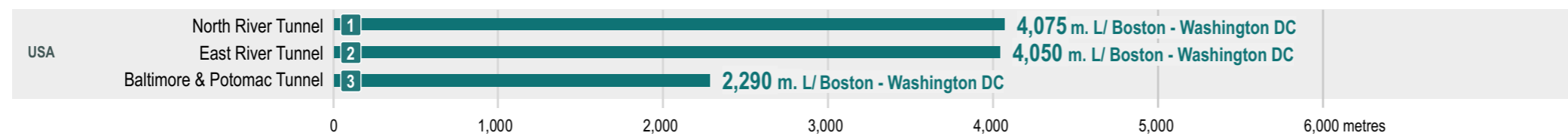
Longest tunnels



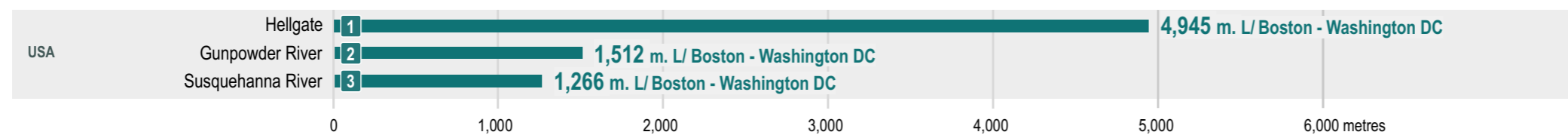
Longest viaducts



Longest tunnels of the high-speed rail network in North America



Longest viaducts of the high-speed rail network in North America



Source: compiled by authors based on International Union of Railways, 2021

5.3 SPEED AND TRAVEL TIMES

Evolution of average speed on American high-speed lines



Source: International Union of Railways

5.4. ROLLING STOCK



Acela (USA)

L+6T+L
Bombardier-Alstom
Amtrak
2000
No
1,435
25 kV 60 Hz AC / 12.5 kV 60 Hz AC / 12 kV 25 Hz AC
241 / 241
9,200
Concentrated traction
ATP
20
566
23
15.6
203
3.175
44
260
304

Acela II (USA)

L+10T+L
Alstom
Amtrak
2021-2022
No + Tilting
1,435
25 kV 60 Hz AC / 12.5 kV 60 Hz AC / 12 kV 25 Hz AC
300 / 257
7,000
Concentrated traction
ATP
0 / 28
-
-
-
212
-
512

(1) M-Motor coach • T-Trailer coach • L-Locomotive
MB-Motor Bogie

AC – alternating current
DC – direct current

General characteristics

(1) Composition

Suppliers

Owners or operators

Year in service

Articulated

Track gauge (mm)

Electrification voltage (kV)

Maximum train speed / operation speed (km/h)

Power (kW)

Traction

Signalling

Train sets currently used / planned

Weight and dimensions

Unladen weight in running order (t)

Maximum axle load (t)

Power weight ratio (kW/t)

Train length (m)

Train width (m)

Seats

1st class seats*

2nd class seats

Total seats

Observations

* For 3 classes train, 1st and 2nd classes are included in 1st class

Source: International Union of Railways



INTERNATIONAL UNION
OF RAILWAYS

1. GLOBAL HIGH - SPEED DATA

2. EUROPE

3. ASIA - PACIFIC

4. AFRICA

5. NORTH AMERICA

6. MIDDLE EAST

7. LATIN AMERICA

INDEX OF COUNTRIES

6.1 HIGH-SPEED RAIL NETWORK



BAHRAIN AND QATAR
IRAN
ISRAEL
SAUDI ARABIA
TURKEY

High-speed lines with long-term planning in Bahrain and Qatar

LINE	MAXIMUM SPEED (km/h)	YEAR	DISTANCE (KILOMETRES)
Doha - Manama	350	-	180
			Total km = 180

High-speed lines under construction in Iran

LINE	MAXIMUM SPEED (km/h)	YEAR	DISTANCE (KILOMETRES)
Tehran - Qom - Esfahan	250	2023 / 2024	410
			Total km = 410

High-speed lines planned in Iran

LINE	MAXIMUM SPEED (km/h)	YEAR	DISTANCE (KILOMETRES)
Tehran - Mashhad	200	2025	926
Qom - Arak	250	2025	117
			Total km = 1,043

High-speed lines with long-term planning in Iran

LINE	MAXIMUM SPEED (km/h)	YEAR	DISTANCE (KILOMETRES)
Tehran - Hamedan	-	-	284
Tehran - Zanjan - Tabriz	-	-	613
Esfahan - Shiraz	-	-	470
Esfahan - Yazd	-	-	284
			Total km = 1,651

High-speed lines planned in Israel

LINE	MAXIMUM SPEED (km/h)	YEAR	DISTANCE (KILOMETRES)
Tel Aviv - Haifa	250	-	85
			Total km = 85

Source: compiled by authors based on International Union of Railways, 2021

6.1 HIGH-SPEED RAIL NETWORK

High-speed lines in commercial operation in Saudi Arabia

LINE	MAXIMUM SPEED (km/h)	YEAR	DISTANCE (KILOMETRES)
Medina - Jeddah - Mecca	300	2018	449
			Total km = 449

High-speed lines in commercial operation in Turkey

LINE	MAXIMUM SPEED (km/h)	YEAR	DISTANCE (KILOMETRES)
Ankara - Eskisehir	250	2009	245
(Ankara) Polatlı - Konya	250	2011	212
Eskisehir - İzmit - Pendik (Istanbul)	250	2014	257
Kayseri North Passage	160	2016	23
Balışeyh (Kırıkkale) - Sivas	300	2021	315
			Total km = 1,052

High-speed lines under construction in Turkey

LINE	MAXIMUM SPEED (km/h)	YEAR	DISTANCE (KILOMETRES)
(Ankara) Kayaş - Balışeyh (Kırıkkale)	300	2023	78
Bursa - Osmaneli	200	2024	106
Mersin - Adana - Gaziantep	200	2025	313
(Ankara) Polatlı - Menemen (Izmir)	250	2025	508
Halkalı - Ispartakule	200	2025	9
Aksaray - Ulukışla - Yenice	200	2025	192
Konya - Karaman - Ulukışla	200	-	237
Çerkezköy - Kapıkule (Bulgarian border)	200	-	153
			Total km = 1,596

High-speed lines planned in Turkey

LINE	MAXIMUM SPEED (km/h)	YEAR	DISTANCE (KILOMETRES)
Ispartakule - Çerkezköy	200	2025	67
Eskişehir - Antalya	200	-	428
Delice (Kırıkkale) - Samsun	200	-	293
Erzincan - Kars	200	-	382
Kayseri - Antalya	200	-	541
Gaziantep - Mardin	200	-	300
			Total km = 2,011

Source: compiled by authors based on International Union of Railways, 2021

6.1 HIGH-SPEED RAIL NETWORK

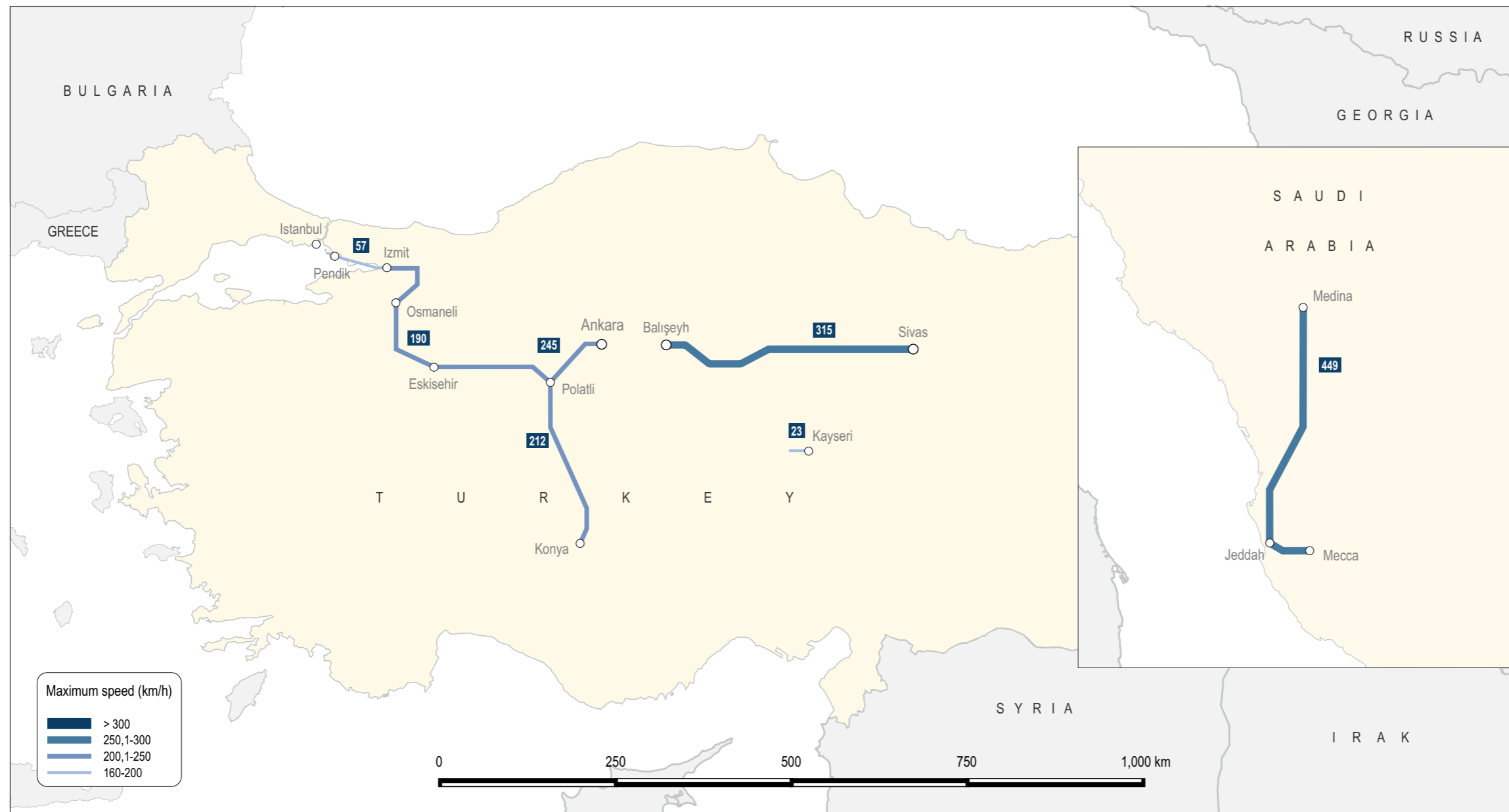
High-speed lines in Middle East



Source: compiled by authors based on International Union of Railways, 2021

6.2 CHARACTERISTICS AND EQUIPMENT

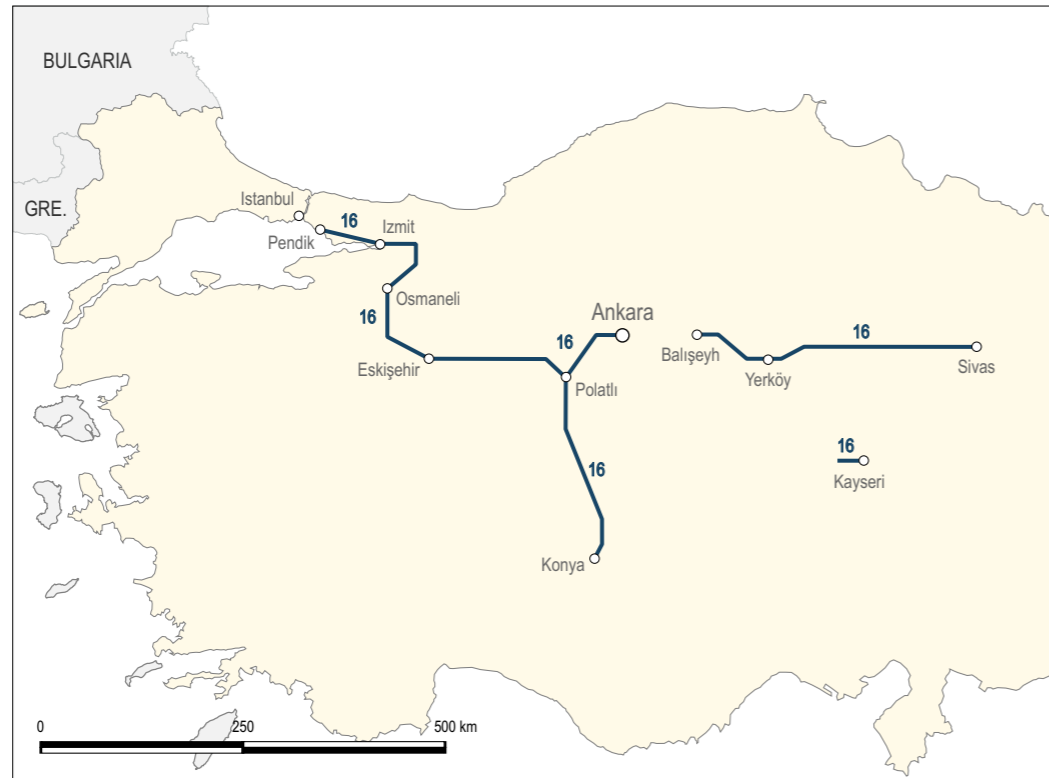
Maximum commercial speed and Distances (km)



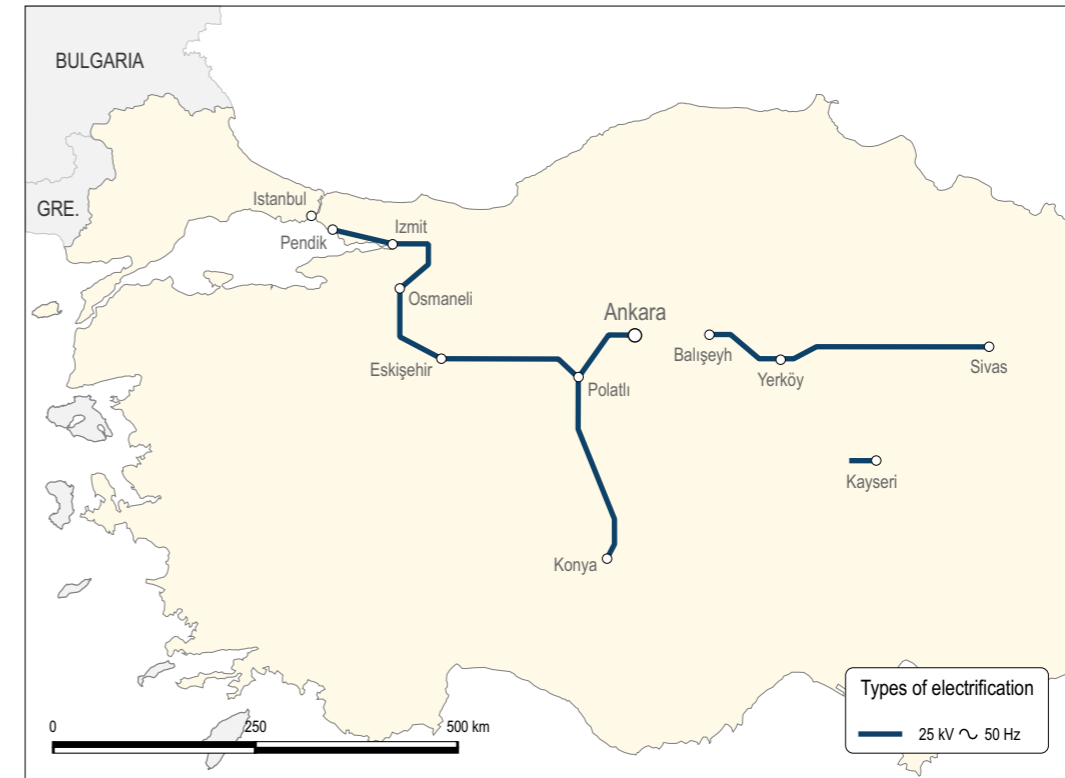
Source: compiled by authors based on International Union of Railways, 2021

6.2 CHARACTERISTICS AND EQUIPMENT (Turkey)

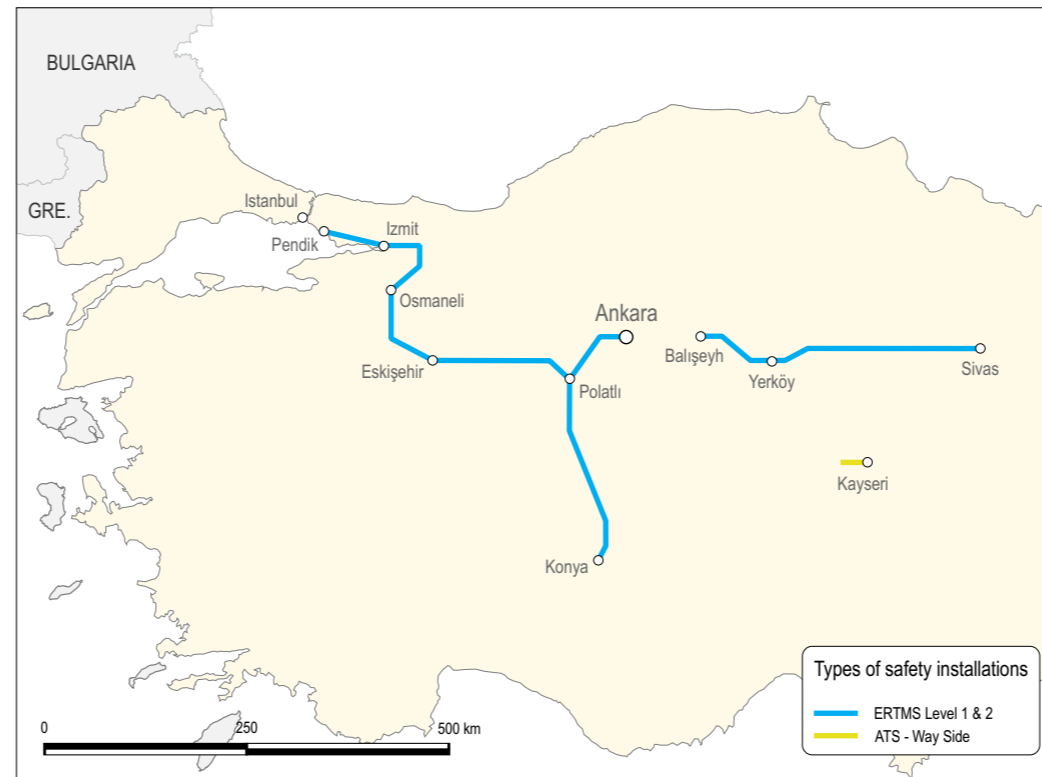
Maximum slope (‰)



Electrification



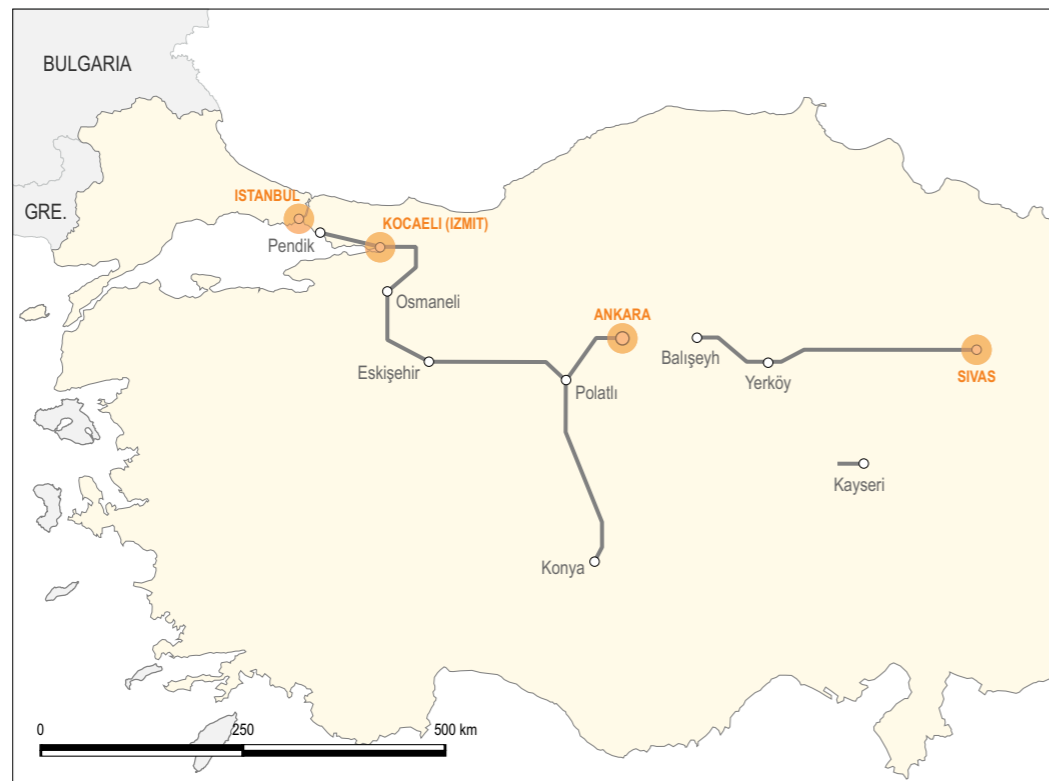
Signalling



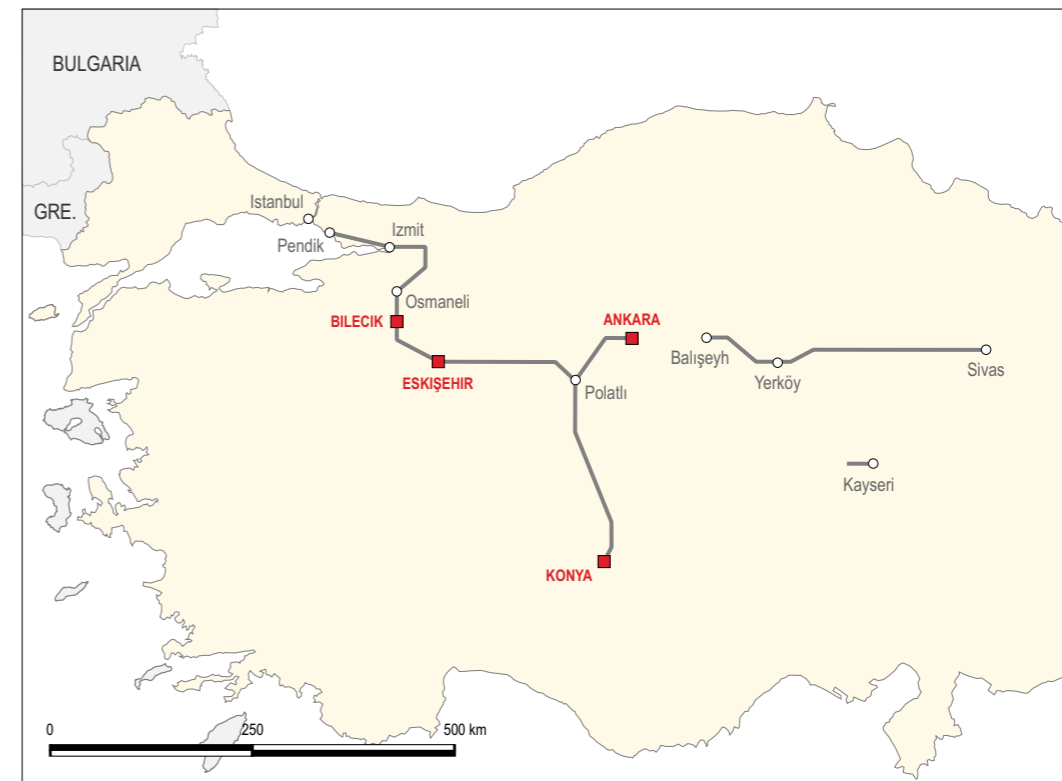
Source: compiled by authors based on International Union of Railways, 2021

6.2 CHARACTERISTICS AND EQUIPMENT (Turkey)

Centralized Traffic Control (CTC)



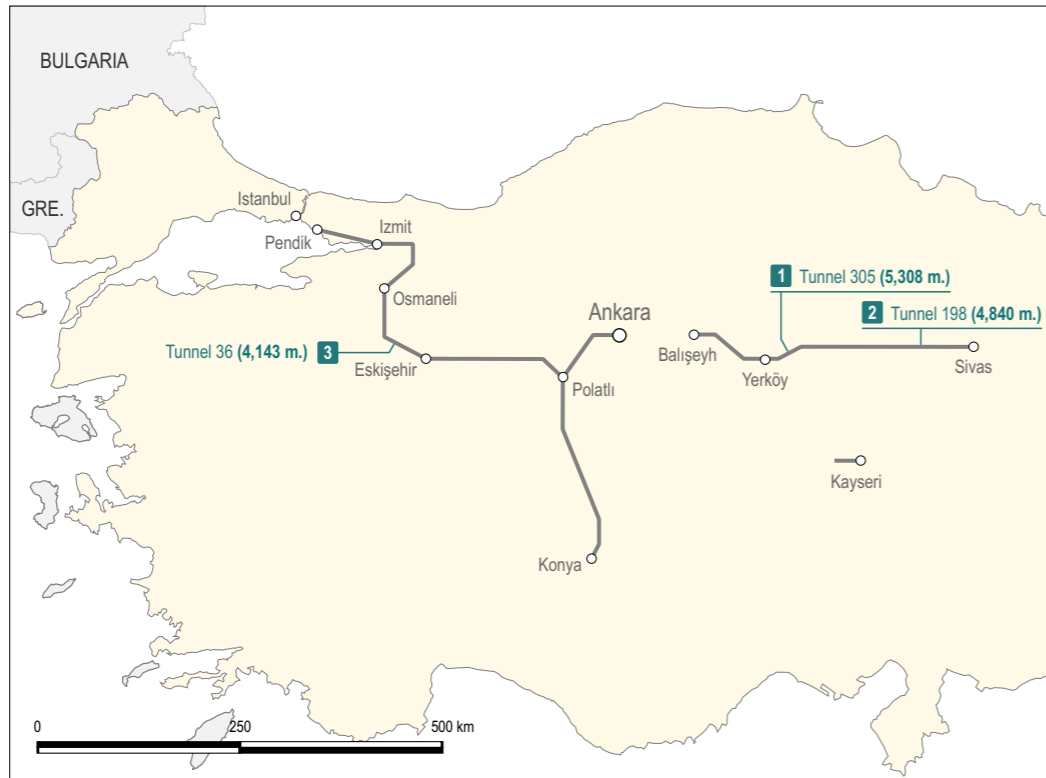
High-speed rolling stock workshops



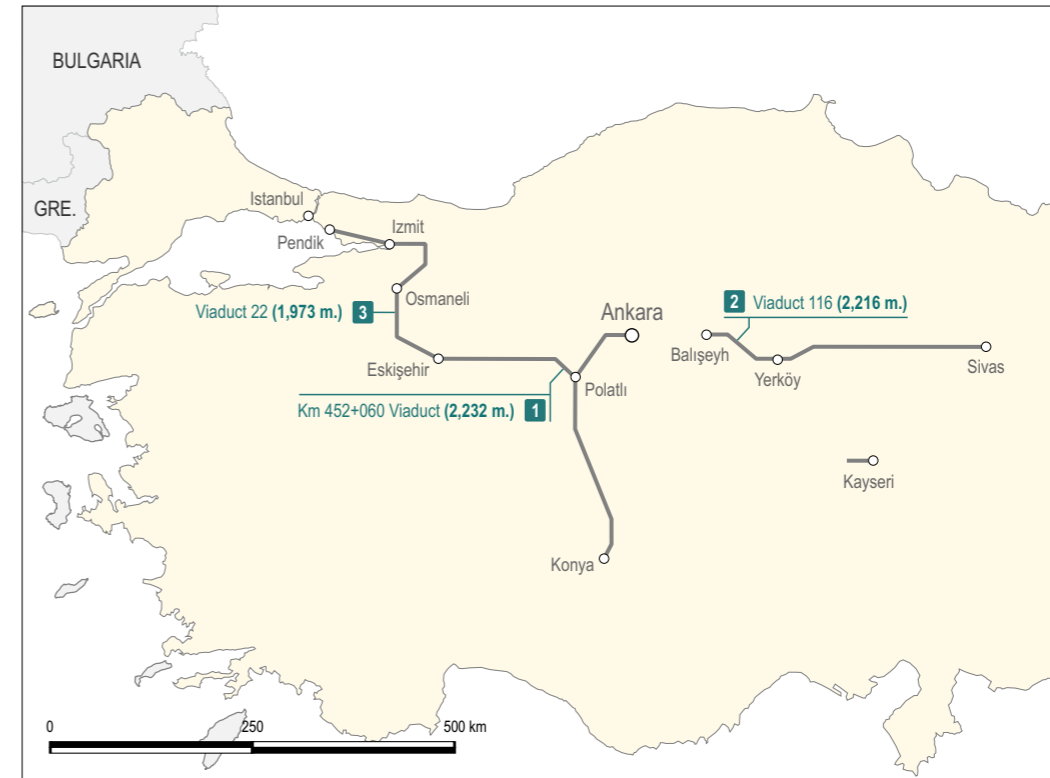
Source: compiled by authors based on International Union of Railways, 2021

6.2 CHARACTERISTICS AND EQUIPMENT (Turkey)

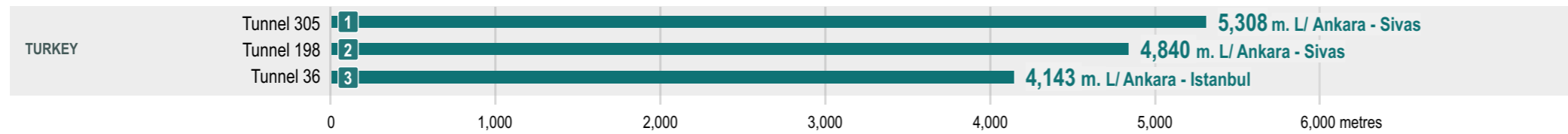
Longest tunnels



Longest viaducts



Longest tunnels of the high-speed rail network in Turkey



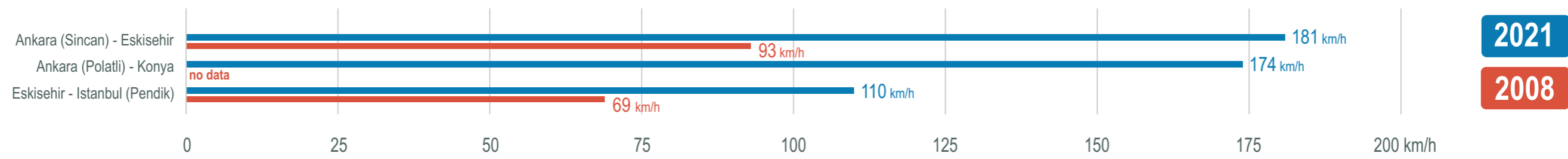
Longest viaducts of the high-speed rail network in Turkey



Source: compiled by authors based on International Union of Railways, 2021

6.3 SPEED AND TRAVEL TIME

Evolution of average speed on Turkish high-speed lines



Source: compiled by authors based on International Union of Railways, 2021

6.4 ROLLING STOCK

(1) M-Motor coach • T-Trailer coach• L-Locomotive
MB-Motor Bogie

AC – alternating current
DC – direct current

General characteristics

(1) Composition	
Suppliers	
Owners or operators	
Year in service	
Articulated	
Track gauge (mm)	
Electrification voltage (kV)	
Maximum train speed / operation speed (km/h)	
Power (kW)	
Traction	
Signalling	
Train sets currently used / planned	

Weight and dimensions

Unladen weight in running order (t)	
Maximum axle load (t)	
Power weight ratio (kW/t)	
Train length (m)	
Train width (m)	

Seats

1 st class seats*	
2 nd class seats	
Total seats	

Observations



HT65000
(Turkey)

(1) Composition	T+4M+T
Suppliers	CAF
Owners or operators	TCDD Transportation
Year in service	2009
Articulated	No
Track gauge (mm)	1,435
Electrification voltage (kV)	25 kV 50 Hz AC
Maximum train speed / operation speed (km/h)	250 / 250
Power (kW)	4,800
Traction	Distributed traction
Signalling	ETCS / ATS
Train sets currently used / planned	12
Unladen weight in running order (t)	297.25
Maximum axle load (t)	<17
Power weight ratio (kW/t)	12.7
Train length (m)	158.9
Train width (m)	2.920
1 st class seats*	55
2 nd class seats	364 (8 bistro + 2 hp)
Total seats	419



HT80000
(Turkey)

(1) Composition	M+T+M+2T+M+T+M
Suppliers	Siemens
Owners or operators	TCDD Transportation
Year in service	2015
Articulated	No
Track gauge (mm)	1,435
Electrification voltage (kV)	25 kV 50 Hz AC
Maximum train speed / operation speed (km/h)	320 / 300
Power (kW)	8,000
Traction	Distributed traction
Signalling	ETCS / ATS
Train sets currently used / planned	17
Unladen weight in running order (t)	456.47
Maximum axle load (t)	<17
Power weight ratio (kW/t)	14.7
Train length (m)	200.7
Train width (m)	2.924
1 st class seats*	111
2 nd class seats	351 (16 bistro + 2 hp)
Total seats	462

Siemens Velaro D series



HT80100
(Turkey)

(1) Composition	M+T+M+2T+M+T+M
Suppliers	Siemens
Owners or operators	TCDD Transportation
Year in service	2016
Articulated	No
Track gauge (mm)	1,435
Electrification voltage (kV)	25 kV 50 Hz AC
Maximum train speed / operation speed (km/h)	300 / 300
Power (kW)	8,000
Traction	Distributed traction
Signalling	ETCS / ATS
Train sets currently used / planned	12
Unladen weight in running order (t)	456.47
Maximum axle load (t)	<17
Power weight ratio (kW/t)	14.7
Train length (m)	200.7
Train width (m)	2.924
1 st class seats*	57
2 nd class seats	462 (36 bistro + 2 hp)
Total seats	519

Siemens Velaro Turkey series
Five new trainsets put into operation
as of 2021.

* For 3 classes train, 1st and 2nd classes are included in 1st class

Source: International Union of Railways and miscellaneous data sources

6.4 ROLLING STOCK



Talgo 350
(Saudi Arabia)

L+13T+L
Talgo
Haramain HSR
2017
Yes
1,435
25 kV 60 Hz AC
350 / 300
8,000
Concentrated traction
ETCS
8 / 36
373,9
16.9
21.4
215
2.960 (locom.) / 2.942 (coach)
100
304
404

(1) M-Motor coach • T-Trailer coach• L-Locomotive
MB-Motor Bogie

AC – alternating current
DC – direct current

General characteristics

(1) Composition
Suppliers
Owners or operators
Year in service
Articulated
Track Gauge (mm)
Electrification voltage (kV)
Maximum train speed / operation speed (km/h)
Power (kW)
Traction
Signalling
Train sets currently used / planned

Weight and dimensions

Unladen weight in running order (t)
Maximum axle load (t)
Power weight ratio (kW/t)
Train length (m)
Train width (m)

Seats

1st class seats*
2nd class seats
Total seats

Observations

* For 3 classes train, 1st and 2nd classes are included in 1st class

Source: International Union of Railways



INTERNATIONAL UNION
OF RAILWAYS

1. GLOBAL HIGH - SPEED DATA

2. EUROPE

3. ASIA - PACIFIC

4. AFRICA

5. NORTH AMERICA

6. MIDDLE EAST

7. LATIN AMERICA

INDEX OF COUNTRIES

7.1 HIGH-SPEED RAIL NETWORK



BRAZIL

High-speed lines with long-term planning in Brazil

LINE	MAXIMUM SPEED (km/h)	YEAR	DISTANCE (KILOMETRES)
Rio de Janeiro - São Paulo - Campinas	300	-	511
			Total km = 511

Source: miscellaneous data sources

7.1 HIGH-SPEED RAIL NETWORK

High-speed lines with long-term planning in Brazil



Source: miscellaneous data sources, 2021

7.1 HIGH-SPEED RAIL NETWORK



CHILE

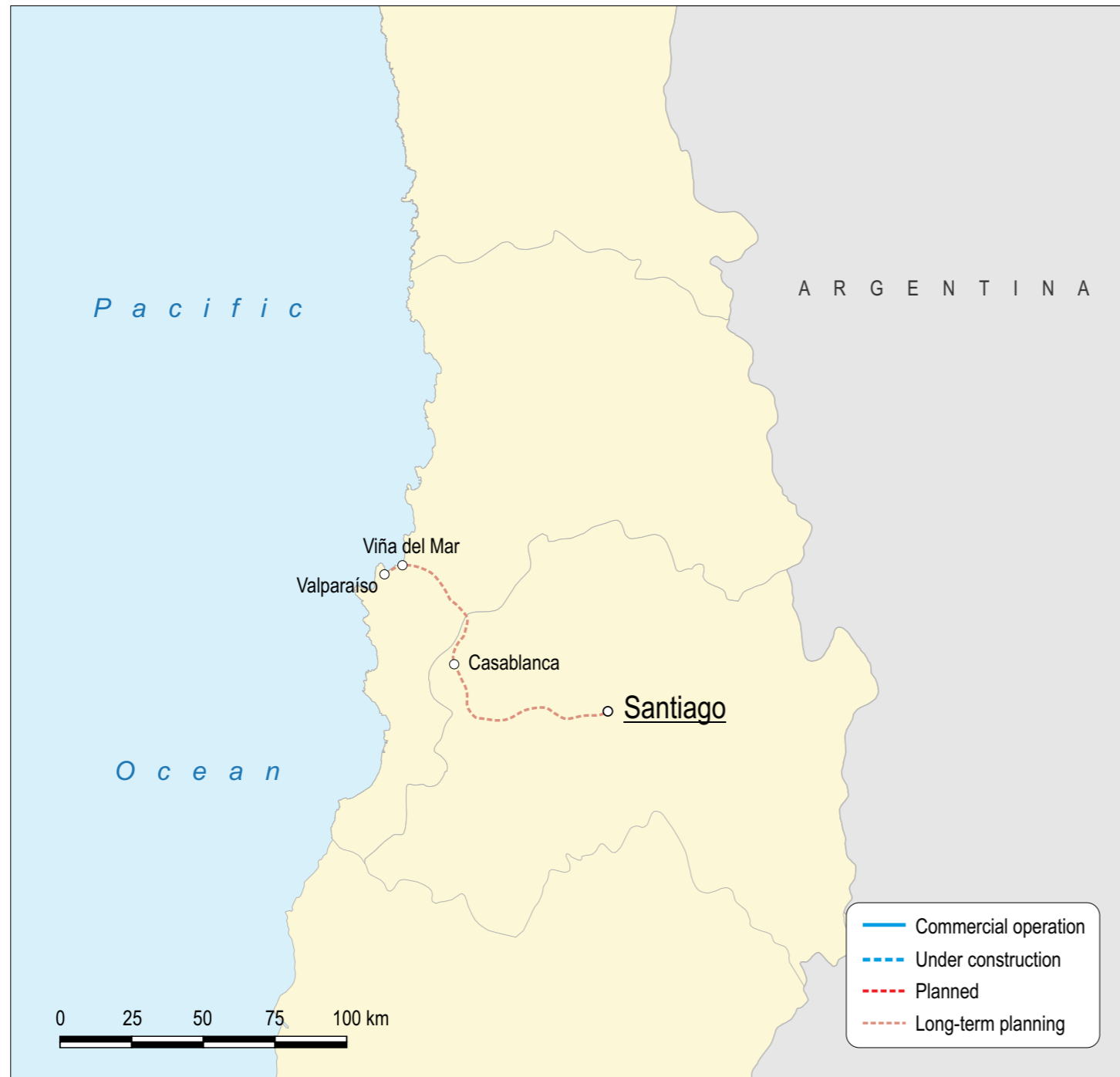
High-speed lines with long-term planning in Chile

LINE	MAXIMUM SPEED (km/h)	YEAR	DISTANCE (KILOMETRES)
Santiago - Valparaíso	220	-	127
			Total km = 127

Source: miscellaneous data sources

7.1 HIGH-SPEED RAIL NETWORK

High-speed lines with long-term planning in Chile



Source: miscellaneous data sources, 2021



INTERNATIONAL UNION
OF RAILWAYS

1. GLOBAL HIGH - SPEED DATA

2. EUROPE

3. ASIA - PACIFIC

4. AFRICA

5. NORTH AMERICA

6. MIDDLE EAST

7. LATIN AMERICA

INDEX OF COUNTRIES

INDEX OF COUNTRIES. HIGH-SPEED RAIL NETWORK

Index of countries (I)

AUSTRALIA	132
AUSTRIA	32
BAHRAIN	182
BELGIUM	34
BRAZIL	194
CANADA	172
CHILE	196
CHINA	110
CZECH REPUBLIC	36
DENMARK	38
EGYPT	162
ESTONIA	38
FINLAND	38
FRANCE	42
GERMANY	44
HUNGARY	46
INDIA	124
INDONESIA	126
IRAN	182
ISRAEL	182
ITALY	48
JAPAN	128

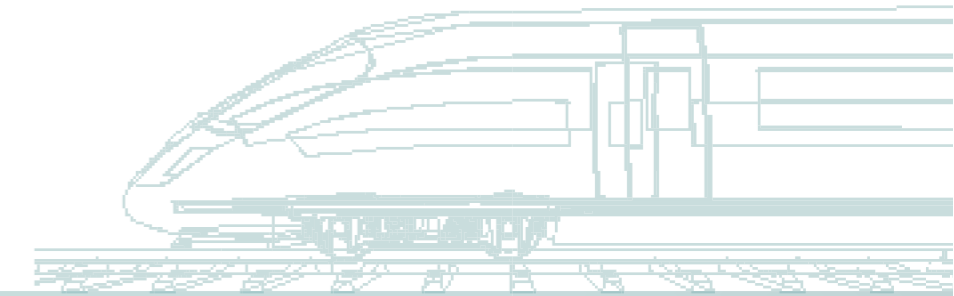
INDEX OF COUNTRIES. HIGH-SPEED RAIL NETWORK

Index of countries (II)

LATVIA	39
LITHUANIA	39
MEXICO	173
MOROCCO	164
NORWAY	39
POLAND	50
PORTUGAL	52
QATAR	182
RUSSIA	56
SAUDI ARABIA	183
SERBIA	46
SOUTH AFRICA	166
SOUTH KOREA	130
SPAIN	53
SWEDEN	40
SWITZERLAND	32
THAILAND	126
THE NETHERLANDS	34
TURKEY	183
UNITED KINGDOM	58
UNITED STATES OF AMERICA	172
VIETNAM	126



INTERNATIONAL UNION
OF RAILWAYS



INTERNATIONAL UNION
OF RAILWAYS