


JUSTUS BASINGER
 OFFENSIVE LINE
 SENIOR, LONGWOOD, FLA.



JOE NEWMAN
 QUARTERBACK
 SENIOR, RIVERDALE, GA.



BLAKE MORGAN
 RUNNING BACK
 SENIOR, ST. JOHN'S, FLA.



JIREH WILSON
 LINEBACKER
 SENIOR, CALHOUN, GA.



2019 FOOTBALL MEDIA GUIDE

WOFFORDTERRIERS.COM






 @WOFFORDTERRIERS


 @WOFFORD_FB



SOCON CHAMPIONS
 '03 '07 '10 '12 '17 '18
NCAA PLAYOFF APPEARANCES
 '90 '91 '03 '07 '08 '10 '11 '12 '16 '17 '18

THIS IS WOFFORD FOOTBALL ...

16 WINNING SEASONS IN LAST 20 YEARS

***2003, 2007, 2010, 2012, 2017, 2018
SoCon CHAMPIONS***

***2003, 2007, 2008, 2010, 2011,
2012, 2016, 2017, 2018
NCAA FCS PLAYOFFS***

***2010, 2012, 2013, 2014, 2015,
2016, 2017, 2018
TOP ACADEMIC PERFORMANCE RATE (APR)
IN SoCon***

ONE OF THE TOP GRADUATION RATES IN NATION



WOFFORD

2019 FOOTBALL MEDIA GUIDE

NCAA PLAYOFFS
1990 1991 2003 2007 2008 2010 2011 2012 2016 2017 2018



2019 SCHEDULE

Aug. 31	at South Carolina State	6:00 p.m.
Sept. 14	Samford *	6:00 p.m.
Sept. 21	Gardner-Webb	6:00 p.m.
Sept. 28	at VMI *	1:30 p.m.
Oct. 5	at ETSU *	3:30 p.m.
Oct. 19	Western Carolina *	1:30 p.m.
Oct. 26	Chattanooga *	1:30 p.m.
Nov. 2	at Clemson	TBA
Nov. 9	at Mercer *	TBA
Nov. 16	Furman *	1:30 p.m.
Nov. 23	at The Citadel *	12:00 p.m.

* Southern Conference Games

CONTENTS

Quick Facts	2
Media Information	3-4
Wofford College	5-8
Gibbs Stadium	9
Richardson Building	10
Strength and Conditioning	11
Jerry Richardson Indoor Stadium	12
Benjamin Johnson Arena	13
Spartanburg	14
Wofford Football A-Z	15-18
2019 Outlook	19
2019 Rosters	20-21
Preseason Depth Chart/Roster Breakdown	22-23
Head Coach Josh Conklin	24-25
Assistant Coaches	26-33
2019 Player Profiles	34-62
2019 Opponents	63-65
Series Records vs. 2019 Opponents	66-69
2019 Southern Conference Schedule	69
Series Records vs. All Opponents	70
2018 Statistics	71-76
2018 Game Summaries	77-81
Southern Conference Statistics	82-86
All-Americans	87-88
All-Southern Conference Selections	89
Awards and Honors	90-96
Record Book	97-114
All-Time Lettermen	115-120
All-Time Results	121-126
Year by Year Record	127
Postseason Game Summaries	128-138
Postseason Game Records	139-140
Wofford Administration and Staff	141-145
The Southern Conference	146-147
Phi Beta Kappa	148
Wofford College Athletics Hall of Fame	149-151

ON THE COVER

The front cover features Wofford seniors Justus Basinger, Joe Newman, Blake Morgan, and Jireh Wilson. Cover photographs by Mark Olencki. Front and back covers designed by Karen Davis from Wofford's Office of Marketing and Communications.



QUICK FACTS

GENERAL INFORMATION

Location	Spartanburg, SC
Founded.....	1854
Enrollment	1,690
Affiliation.....	NCAA Division I (FCS)
Conference	Southern
Colors / Nickname	Old Gold (PMS 873) and Black / Terriers
President	Dr. Nayef Samhat (George Washington '83)
Faculty Athletic Representative.....	Dr. Jameica Hill (Wofford '88)
Athletic Director	Richard Johnson (The Citadel '76)
Athletic Department Phone	(864) 597-4090
Mailing Address	429 N. Church Street, Spartanburg, SC 29303
Athletics Web Site.....	www.woffordterriers.com

FOOTBALL STAFF

Head Coach	Josh Conklin (Dakota State '03)
Record at Wofford (Overall)	9-4 (second season)

Offensive Coordinator/Quarterbacks	Wade Lang (Wofford '83)
Defensive Coordinator/Inside Linebackers.....	Sam Siefkes (Wisconsin-Lacrosse '14)
Wide Receivers	Freddie Brown III (South Carolina '09)
Tight Ends	B.J. Connolly (Williams '84)
Defensive Backs	Rob Greene (Wofford '14)
Offensive Line	Trey Johnson (Wofford '10)
Outside Linebackers/Special Teams.....	Trey McCray (Furman '11)
Running Backs	Dane Romero (Wofford '09)
Defensive Line.....	Allen Smith (Wofford '12)
Assistant Defensive Backs	Bryan Whitehead (Wisconsin-Platteville '15)
Director of Football Operations	Meghan Reider (Valparaiso '18)
Football Operations.....	Dr. Joab Lesesne (Erskine '59)
Video Coordinator/Offensive Quality Control	Paul Holmes
Defensive Quality Control.....	Chandler Burks
Defensive Quality Control.....	Rob O'Connell
Director of Sports Medicine	Will Christman
Head Strength and Conditioning.....	Josh Medler
Football Office Phone.....	(864) 597-4095
Football Fax.....	(864) 597-4112

SEASON OUTLOOK AND REVIEW

2018 Record	9-4 (NCAA Playoffs)
2018 SoCon Record	6-2 (First)
Lettermen Returning	47 (25 offense, 20 defense, 2 specialists)
Lettermen Lost.....	18 (9 offense, 13 defense, 1 specialist)
Other Returners	24 (11 offense, 11 defense, 2 specialists)
Newcomers	31 (12 offense, 16 defense, 3 specialists)
Starters Returning/Lost.....	16 / 9
Offensive Starters Returning/Lost	9 / 2
Defensive Starters Returning/Lost.....	5 / 6
Specialists Returning/Lost.....	2 / 1
Offensive Formation	Triple Option
Defensive Formation	Multiple 50

Wofford College does not discriminate on the basis of race, color, creed, religion, sex, age, national origin, disability, veteran status, sexual orientation or any legally protected status.

TITLE IX and ADA Coordinator

Amanda R. Estabrook
429 North Church Street
Spartanburg, SC 29303-3663
864-597-4048

TITLE IX Deputy Coordinator

Chee Lee, Director of Human Resources
429 North Church Street
Spartanburg, SC 29303-3663
864-597-4230

FOOTBALL HISTORY

Years Fielded Team.....	112th season in 2019
All-Time Record	535-508-36 (.512)
First Game.....	December 14, 1889 (Wofford 5, Furman 1)

Postseason

NCAA Division I-AA/FCS	9 appearances
.....(2003, 2007, 2008, 2010, 2011, 2012, 2016, 2017, 2018), Record 9-9	
NCAA Division II.....	2 appearances (1990, 1991), Record 0-2
NAIA	1 appearance (1970), Record 1-1
Pre-NAIA	1 appearance (1950), Record 0-1
Lost 1950 Cigar Bowl to Florida State 19-6	

GIBBS STADIUM INFORMATION

Seating.....	13,000
Surface (Mike Ayers Field)	Natural grass (Bermuda)
Date Opened	Oct. 5, 1996
Record in Stadium	95-33 (23 seasons)
Largest Crowd	12,124 vs. Georgia Southern, Nov. 3, 2007
Season Attendance Record.....	73,348 (2003, 8 games)

ATHLETIC ADMINISTRATION

Athletic Director	Richard Johnson
Deputy Athletic Director.....	Mark Line
Sr. Associate AD/Development	Terri Lewitt
Associate AD/Compliance.....	Elizabeth Rabb
Associate AD/Media Relations.....	Brent Williamson
Assistant AD/Business and Finance	Ryan Price
Director of Facilities.....	Andy Kiah
Director of Marketing and Promotions	Jake Farkas
Director of Video Services	Anthony DiCarlo
Assistant Athletic Media Relations Director.....	Phil Marcello
Ticket Manager	Shelby Taylor
Terrier Club/Member Services and Event Coordinator.....	Mary Kathryn Jolly
Terrier Club/Membership Development Coordinator	Luke Feisal
Jerry Richardson Indoor Stadium Building Manager	Byron Rucker
Wofford Sports Properties/Learfield IMG	Shannon Hansen
Media Relations Intern.....	Chris Fortney
Marketing and Promotions Intern	Colton Thayer
Graphic Design Intern.....	Grant Sustar
Video Production Coordinator Intern	TBA
Administrative Assistant	Stephanie Lancaster



CREDITS

The 2019 Wofford College football media guide is a publication of the Wofford athletic media relations office. Editor: Brent Williamson. Research conducted by Phillip Stone of the Wofford Library Archives. Photographs provided by Willis Glassgow, Mark Olencki, Trent Brock and John Byrum. Headshots by Mark Olencki. Printed July 2019.

WOFFORD COLLEGE MISSION STATEMENT

Wofford's mission is to provide superior liberal arts education that prepares its students for extraordinary and positive contributions to society. The focus of Wofford's mission is upon fostering commitment to excellence in character, performance, leadership, service to others and life-long learning.

CREDENTIALS

Requests for working media credentials should be made to the Associate Athletic Director of Media Relations, Wofford College, 429 N. Church Street, Spartanburg, SC 29303. Requests should be made one week in advance. Requests are screened with care to insure a working press box. Children, spouses, pets and cheering are not allowed in compliance with the working code of the Football Writers Association of America.

INTERVIEWS

All interviews with members of the team during the season must be arranged through the Athletic Media Relations Office. The Wofford locker room and athletic training room in the Richardson Building is closed at all times. Please call ahead and allow 24 hours to set up interviews with players. Arrangements will be made for telephone and in-person interviews at a time that is mutually agreeable to the reporter/broadcaster and the student-athlete. Any television crews wishing to tape an interview with Coach Conklin may do so daily before practice. Please call ahead to allow an office representative to help facilitate the interview.

PARKING

Parking for all members of the working media for Terrier home football games can be found behind Jerry Richardson Indoor Stadium. A parking pass is required.

POSTGAME INTERVIEWS

The Wofford locker room in the Richardson Building is CLOSED to the media after each game. Coach Conklin and requested student-athletes will meet with the media following each game in the team meeting room.

PHOTOGRAPHERS

Photo passes for newspaper photographers are available from the athletic media relations office. Freelance photographers are not credentialed unless on specific assignment. Photo passes entitle the photographer access to the sideline and the press box. At no times will photographers be allowed to shoot in the team bench areas.

COMMUNICATIONS

There are telephones in the press box for use by the media as well as wireless and hardwired internet service. A photocopier is also available.

PRESS BOX SERVICES

Members of the media will be provided with game programs, flip cards, current statistics and pregame notes prior to the start of the game. Statistical summaries will include play-by-play, quarterly stats, complete team and individual stats. There will also be pregame food service available to accredited media members.

RADIO

There are a limited number of radio booths in the press box at Gibbs Stadium. Requests for permission to broadcast must be made in writing at least two weeks in advance of the game. There is space in each booth for three persons, but no spouses or children are allowed. A regular phone line is provided, along with one ethernet connection per radio booth. ISDN lines may be ordered through AT&T.

TELEVISION

There are no regularly reserved booths for television. Anyone wishing to televise a game from Gibbs Stadium should contact the athletic media relations office at least one month prior to the game and, preferably, before the start of the season.

VIDEO HIGHLIGHTS

Wofford can provide broadcast-quality video of home game highlights via FTP download or dropbox as requested. Contact the Director of Video Services for more information.

WEEKLY MEDIA LUNCHEON

Media members are invited to attend a weekly luncheon with Coach Conklin. The luncheons are usually held at 11:30 a.m. on Monday. Wofford student-athletes are normally available, depending upon class schedules. News releases and statistics for both teams will be distributed.

ATHLETIC MEDIA RELATIONS

Associate AD/Football SID: Brent Williamson
Office Phone: 864-597-4093
E-Mail: williamsondb@wofford.edu
FAX: 864-597-4129
Press Box: 864-597-4478
Assistant Director for Media Relations: Phil Marcello
E-Mail: marcellopr@wofford.edu
Office Phone: 864-597-4092
Media Relations Intern: Chris Fortney
E-Mail: fortneycj@wofford.edu
Office Phone: 864-597-4098
Mailing Address: 429 North Church Street, Spartanburg, SC 29303
Gibbs Stadium Press Box: 864-597-4487
Athletic website: www.woffordterriers.com

WOFFORDTERRIERS.COM

In the fall of 2018, Wofford College launched an updated website for athletics which can be found at www.woffordterriers.com. The site contains all the information any Terrier fan is looking for, including rosters, schedules, student-athlete bios, updated statistics and archives. Live stats for most sports are also provided. This season, the site will link with the Southern Conference Digital Network, ESPN3 and ESPN+ to provide live video of a wide variety of events, including football, men's and women's basketball and baseball, on any device with a broadband connection.



DIRECTIONS TO CAMPUS

From the West/GSP Airport: Take I-85 north to exit 69 (Business 85 North). Exit at 5A, I-585 South/US 176. After 2.5 miles, turn right on McCravy, then left at the light on Wood Street, which turns into Cummings Street. Street leads to Gibbs Stadium and campus.

From the North: Take I-26 east to exit 15 (US 176). Follow for 7 miles. Turn right on McCravy, then left at the light on Wood Street, which turns into Cummings Street. Street leads to Gibbs Stadium and campus.

From the East/Charlotte Airport: Take I-85 south to exit 77 (Business 85 South). Exit at 5A, I-585 South/US 176. After 2.5 miles, turn right on McCravy, then left at the light on Wood Street, which turns into Cummings Street. Street leads to Gibbs Stadium and campus.

From the South: Take I-26 west to exit 21B (US 29 North). After 3.5 miles, turn left on St. John Street. Turn left at North Church Street. Turn right on Evins Street to reach the athletic facilities.

NEWSPAPERS

SPARTANBURG HERALD-JOURNAL

sports@shj.com
 Bob Dalton, Sports Editor
 bob.dalton@shj.com
 864-562-7293
 Todd Shanesy, College Reporter
 todd.shanesy@shj.com
 864-562-7273
 P.O. Box 1657
 Spartanburg, SC 29304

GREENVILLE NEWS

sports@greenvillenews.com
 Jim Rice, Sports Editor
 jrice@greenvillenews.com
 Myron Hosea, College reporter
 mhosea1@bellsouth.net
 Box 1688
 Greenville, SC 29602
 864-298-4135

THE STATE

statesports@thestate.com
 Rick Millans, Sports Editor
 rmillans@thestate.com
 803-771-8643
 Box 1333
 Columbia, SC 29202
 803-771-8470

WIRE

THE ASSOCIATED PRESS
 apcolumbia@ap.org

Pete Iacobelli, Sports Editor
 piacobelli@ap.org
 1311 Marion Street
 Columbia, SC 29201
 803-799-5510
 1-800-922-1565

TELEVISION

WYFF-TV 4 (NBC)

Brad Fralick, Sports Director
 bfralick@wyff.com
 Julia Morris, Reporter
 julia.morris@hearst.com
 205 Rutherford Street
 Greenville, SC 29609
 864-240-5264

WLOS-TV 13 (ABC)

sports@wlos.com
 Stan Pamfilis, Sports Director
 spamfilis@wlos.com
 Chris Womack, Reporter
 cwomack@wlos.com
 110 Technology Drive
 Asheville, NC 28803
 828-651-4563/4567

WSPA-TV 7 (CBS)

Pete Yanity, Sports Director
 pyanity@wspa.com
 864-587-5452
 Todd Summers, Weekend Anchor
 tsummers@wspa.com
 250 International Drive

Spartanburg, SC 29303
 864-576-7777
 Sports: 864-587-5452

WHNS-TV 21 (FOX)

Aaron Cheslock, Sports Director
 Aaron.Cheslock@foxcarolina.com
 Amanda Keane, Reporter
 Amanda.Keane@foxcarolina.com
 864-213-2121
 21 Interstate Court
 Greenville, SC 29615
 foxcarolinanews@foxcarolina.com

RADIO

Fox Sports Radio (1400 AM)

www.spartanburgsportsradio.com
 340 Garner Road
 Spartanburg, SC 29303
 Ryan Clary, Sports Director
 clary@spartanburgsportsradio.com
 Studio: 864-468-1400

ESPN UPSTATE (950 AM/97.1 FM)

25 Garlington Rd.
 Greenville, SC 29615
 Marc Ryan, Host
 MarcRyan@espnupstate.com
 Mark Sturgis, Host
 Sturgis@espnupstate.com
 864-271-9200
 Studio: 844-477-3776

Sports Talk Radio Network

Phil Kornblut
 philtalk@live.com
 PO Box 23592
 Columbia, SC 29223
 803-361-0926
 Studio: 803-253-1947

Wofford Learfield IMG Sports Network

Jim Noble, Play-by-Play
 nobleje@mac.com
 704-904-8350

Thom Henson, Color Analyst
 hensonm@wofford.edu
 102 Williamsburg Drive
 Spartanburg SC 29302
 864-597-4213

Van Hipp, Sideline Reporter
 vhipp@americandefense.net
 1100 New York Avenue, NW, Suite 630
 Washington, DC 20005
 202-589-0020

WOFFORD SPORTS NETWORK

All Wofford College football games are heard live on the Wofford Learfield IMG College Sports Network, which is presented digitally on www.woffordterriers.com and the TuneIn radio smartphone app. In addition, all home games will be available on ESPN3 or ESPN+ this season. The "Coach Conklin Radio Show" will also air digitally on Monday nights during the season. Jim Noble and Thom Henson are the "Voices of the Terriers" and Van Hipp joins them from the sidelines.

Jim Noble is in his second season as the play-by-play announcer of Wofford football and basketball. Noble joined the Wofford team after more than 20 years of sports casting on a local, regional and national level. Most recently, Noble has been a host on SiriusXM satellite radio, hosting on various channels including ESPN-U College Sports Radio, Rio Olympics Radio and the NASCAR radio channel.

Prior to that, Noble was a TV reporter for NBC, TNT and ESPN's NASCAR coverage, where he served also as a regular correspondent on "SportsCenter". He was a regional correspondent for Fox Sports Net's "Southern Sports Report", covering the ACC and SEC, as well as the NFL's Carolina Panthers and NBA's Charlotte Hornets. Noble got his start in television at local stations in Macon GA, Savannah GA, and Rochester NY before arriving in Charlotte, where he worked for CBS affiliate WBTV.

A native of Needham, MA and a graduate of Washington and Lee University, Noble lives in Charlotte with his wife Elizabeth and son Drew.

Henson, the color analyst, is in his 20th football season as a member of the Wofford Sports Network. He is also the color commentator for Terrier basketball games for the 19th year.

A 1996 graduate of Wofford, Henson is Director of Parent Engagement at his alma mater. He is also a former student assistant in the Wofford sports information office as well as working one summer in media relations with the Carolina Panthers.

Henson and his wife, Perry, reside in Spartanburg. The couple have a son, Michael and a daughter, Lillie. Henson was selected as the 2013 Honorary Letterman


Learfield/IMG College by the Wofford Athletic Hall of Fame.

Van Hipp is in his eighth season as the sideline reporter. Hipp is Chairman of American Defense International, Inc. (ADI), a Washington, DC based consulting firm specializing in government affairs, business development and public relations.

Hipp received his bachelor's degree in Economics from Wofford College, and is a past President of the National Alumni Association. He received his Juris Doctor from the University of South Carolina School of Law. Hipp and his wife Jane have three children: Trey, Sarah Camille, and Jackson.



THE WORLD AT WOFFORD



Wofford College, established in 1854, is a four-year, independent, residential liberal arts college located in Spartanburg, S.C. It offers a distinctive program with 25 major fields of study to a student body of 1,650 undergraduates.

Nationally known for the strength of its academic program, outstanding faculty, study abroad participation and successful graduates, Wofford ranks well in U.S. News & World Report, The Princeton Review, The Fiske Guide to College, Kiplinger's Personal Finance and the Open Doors Report on International Education Exchange, an organization that ranks Wofford #4 in the nation for study abroad participation.

Wofford has produced six Rhodes Scholars and is home to one of the nation's 283 Phi Beta Kappa chapters.

A leader in offering high-impact learning opportunities to students, Wofford encourages students to take advantage of all that Wofford, and through it the world, has to offer.

These opportunities include internships with scientific, corporate and non-profit organizations across the globe, undergraduate research opportunities, service-learning in the local community, international study abroad programming and a thriving host of co-curricular opportunities on campus.

One of those co-curricular offerings is the R. Michael James Fund, a student-managed and operated investment organization. The Space in the Mungo Center also prepares students for life after Wofford by offering professional development, career services and much more.

Student and residence life on campus include exciting Division I NCAA athletics, opportunities to participate in one of the college's Greek-letter fraternities or sororities, competitive intramurals, a diverse selection of clubs, student publications and a housing plan that helps students progress from first year through fourth in a close-knit community that builds independence. The residence life experience culminates in a final year in

The Village, beautiful, Charlestonian-style apartments designed to help transition students from college student to successful graduate.

Thanks to the generosity of alumnus and trustee Jerry Richardson '59, the Rosalind Sallenger Richardson Center for the Arts opened in May of 2017 and the Jerry Richardson Indoor Stadium to house new basketball and volleyball arenas opened in September of 2017. The new Greek Village was completed in the spring of 2016.

Additionally, a new state-of-the-art environmental studies building and Jerome Johnson Richardson Hall, a 150-bed residence hall, will open in the fall of 2020. Renovations to the library into an academic commons will be completed in the fall of 2019 and renovations to Burwell Dining Hall are expected to be completed in winter of 2021.

Wofford's entire 175-acre campus is a national arboretum, named the Roger Milliken Arboretum at Wofford College in honor of the late longtime trustee and benefactor.





Wofford offers distinctive learning opportunities that set it apart from other liberal arts colleges. A few of those high-impact educational experiences include:

The Interim, a January term that encourages students and faculty to explore new interests both on and off campus. A small sampling of on-campus programs include: Animal Cognition and Rat Basketball, Personal Finance, and Riding and Researching the Horse. Travel/study projects will take students to Australia, Cuba, China, Ireland, Germany, Japan and other sites around the world. Students also complete internships both locally and around the globe.

The Bonner Scholar program, a service-learning scholarship program that places deserving students in volunteer positions throughout the community.

The Space in the Mungo Center, a place where students can build upon their liberal arts education by adding professional skills desired by employers and graduate schools. The Space includes The Space to: Prepare (career services and professional development training); The Space to: Impact (a four-year scholarship program that empowers students to impact the world); The Space to: Launch (entrepreneurship support and competitions); The Space to: Consult (hands-on research, writing and problem-solving training within a consulting framework); and The Space to: Explore (in-depth global study).

Environmental Studies provides a creative and supportive learning environment that helps students pursue their goals in the field of sustainability. It operates both on Wofford's campus and at the college's Goodall Environmental Studies Center at Glendale, S.C. The property where the center is located borders 19 acres of protected green space along Lawson's Fork Creek.

Neuroscience, a program that allows students to examine the nervous system and its regulation of behavior through an experimental approach, is offered jointly by the Departments of Psychology and Biology.

Computational Science, a fast-growing in-

terdisciplinary field that is at the intersection of the sciences, computer science and mathematics, involves learning to store, retrieve, process and visualize massive amounts of information in web-accessed databases.

The Novel Experience, a first-year reading and writing program that offers an introduction to the academic rigors of Wofford while familiarizing students with the Spartanburg community.

The Creative Writing Concentration, a program led by outstanding published faculty authors that provides additional opportunities for students to hone their creative writing skills, earn coveted prizes and become published writers. The Wofford Writers Series brings published writers to campus to augment the Creative Writing Concentration.

The Presidential International Scholar program offers an opportunity for an outstanding, intellectually gifted student to visit developing countries researching a specific academic area of interest. The student then returns to campus to share his or her experiences.

Presidential Seminar, a weekly seminar for outstanding seniors hosted by Wofford President Nayef H. Samhat. Seminar participants explore interdisciplinary subjects of current significance. The college now has a similar program for juniors.

Liberty Fellowship is a two-year leadership experience for young citizens of South Carolina with exemplary promise for societal achievement. The Liberty Fellowship is housed at the college and offered in partnership with South Carolina businessman Hayne Hipp and the Aspen Institute.

ACADEMIC MAJORS

- Accounting
- Art History
- Biology
- Business Economics
- Chemistry
- Chinese
- Computer Science
- Economics
- English
- Environmental Studies
- Finance
- French
- German
- Government
- History
- Humanities
- Intercultural Studies
- International Affairs
- Mathematics
- Philosophy
- Physics
- Psychology
- Religion
- Sociology and Anthropology
- Spanish
- Theatre

ACADEMIC MINORS

- Accounting
- Arabic Language and Culture
- Art History
- Business
- Chemistry
- Chinese
- Computer Science
- Creative Writing
- Economics
- English
- Environmental Studies
- Film and Digital Media
- Finance
- Francophone Studies
- German
- Government
- History
- International Affairs
- Mathematics
- Music
- Philosophy
- Physics
- Religion
- Sociology and Anthropology
- Studio Art
- Theatre

PRE-PROFESSIONAL PROGRAMS

- Education
- Pre-Engineering
- Pre-Dental
- Pre-Law
- Pre-Medical
- Pre-Ministry
- Pre-Pharmacy
- Pre-Veterinary Science

OTHER PROGRAMS

- 19th Century Studies
- African/African-American Studies
- Asian Studies
- Classical Civilizations
- Computational Science
- Film and Digital Media
- Gender Studies
- Information Management
- Latin American and Caribbean Studies
- Middle Eastern and North African Studies
- Military Science / Army ROTC
- Music
- Neuroscience
- Studio Art



WOFFORD ALUMNI

Wofford alumni live in all 50 states and in more than 35 foreign countries. They include six Rhodes Scholars, six Truman Scholars and two Barry M. Goldwater Scholars.

Of 17,077 living alumni, 3,223 are in senior management of corporations or organizations, 1,327 practice medicine, dentistry or other health care professions, 807 are attorneys or judges, 829 are self-employed or own their own business.

MAJOR GENERAL RODNEY O. ANDERSON '79

Retired deputy commanding general, XVIII Airborne Corps

DAVID BRESENHAM '93

Producer of "American Guns" and "Keeping Up With the Kardashians." Also has worked on "Real World/Road Rules Challenge," "Big Brother," "Alaskan Steel Men" and "Whale Wars"

HAROLD CHANDLER '71

Chairman of the board, Milliken & Co.

MICHAEL COPPS '63

Former commissioner, FCC. Previously served as assistant secretary commerce for trade development

FISHER DeBERRY '60

Former football coach at Air Force (1983-2006) and served as president of the American Football Coaches Association. Inducted into the College Football Hall of Fame in 2011



Ben Ingram

DR. DENDY ENGELMAN '98

Director of dermatologic surgery, New York Medical College; associate at Manhattan Dermatology and Cosmetic Surgery

CHAD FIVEASH '94

Writer and producer of television series such as "Kyle XY," "Glory Daze," "One Tree Hill," "Switched at Birth" and "The Vampire Diaries"

VAN HIPPI JR. '82

President and CEO, American Defense Institute

PERRY HOLLOWAY '83

U.S. Ambassador to Guyana

BEN INGRAM '05

Winner of 2014 "Jeopardy!" Tournament of Champions

GEORGE DEAN JOHNSON JR. '64

Founder and chairman of Johnson Development Associates Inc. and founder and former CEO and director of Extended Stay America Inc.

MARGARET KEY '95

CEO, Asia-Pacific, Burson-Marsteller

CRAIG MELVIN '01

Host of NBC's "Today Show"

DANNY MORRISON '75

Professor of Sport and Entertainment Management at the University of South Carolina. Previously served as athletics director at TCU and Wofford as well as commissioner of the Southern Conference. Also was president of the Carolina Panthers.

WENDI NIX '96

On-air talent for ESPN, covering NFL, college football, baseball and PGA golf

GREG O'DELL '92

CEO of Events DC, which owns and operates the Walter E. Washington Convention Center. As chief executive of the District of Columbia Sports and Entertainment Commission, he oversaw

construction of the Washington Nationals Ballpark

COSTA M. PLEICONES '62

Served as chief justice of the S.C. Supreme Court in 2016

STANLEY PORTER '89

Managing director, Deloitte Consulting, Greater Washington, D.C., area

JERRY RICHARDSON '59

Co-founded Spartan Foods, which was the first franchisee of Hardee's. He later was the CEO of Flagstar. Founder of the Carolina Panthers.

CATHERINE SMITH '91

Professor, University of Denver Sturm College of Law; associate dean of institutional diversity and inclusiveness

JOE TAYLOR '80

Former Secretary of Commerce, state of South Carolina

WALT WILKINS '96

Former U.S. attorney, state of South Carolina. Currently solicitor for the 13th Judicial Circuit

JOYCE PAYNE YETTE '80

Managing director, general counsel, Promontory Financial Group



Wendi Nix



Dating back to 1919 when Frank Ellerbee played baseball for the Washington Senators, Wofford alumni have made an impact in professional sports. From basketball to baseball to football, golf and soccer, Wofford alumni are making their marks in professional leagues.

William McGirt has earned over \$10 million on the PGA Tour since earning his card in 2011. He won the 2016 Memorial Tournament and has played in several majors, including the 2017 Masters. Forrest Lasso is playing professional soccer with FC Cincinnati in the MLS.

In basketball, Mike Lenzly was a member of the 2012 Great Britain Olympic Team. Additional Terriers who have played overseas recently include Noah Dahlman, Howard Wilkerson, Brad Loesing, Jamar Diggs, Lee Skinner, Karl Cochran, Spencer Collins, Justin Gordon, Eric Garcia and Cameron Jackson.


Wofford also has been well represented in minor league baseball. Brandon Waring, Michael Gilmartin, Alex Wilson, Luke Leftwich, Will Stillman, Matt Milburn, Spencer Kulman, Kody Ruedisili, Jacob-Condra Bogan and Adam Scott all were with teams in the last five seasons. John Cornely made his MLB debut with the Atlanta Braves in 2015.

Over the past ten years, Andy Strickland (Atlanta

and Jacksonville), Tommy Irvin (Arizona), Pat Illig (Detroit), Kasey Redfern (Jacksonville, San Diego, Detroit and Dallas), Alvin Scioneaux (San Diego), Brenton Bersin (Carolina), David Marvin (Atlanta), Miles Brown (Arizona), and JoJo Tillery (Tennessee) have been in NFL training camps. Bersin reached Super Bowl 50 in 2016. Ameet Pall was the fifth overall pick in the 2012 CFL draft.



Top: William McGirt on the PGA Tour. **Above:** Mike Lenzly guards Kobe Bryant in an exhibition game before the 2012 Olympics. **Bottom:** John Cornely with the Gwinnett Braves. **Top Right:** Brenton Bersin with the Carolina Panthers. **Bottom Right:** Forrest Lasso with FC Cincinnati in the MLS.





GIBBS STADIUM MIKE AYERS FIELD

THE STADIUM

Prior to the 1996 season, the Wofford football team played home games at Snyder Field. The first football game was played at Snyder Field in 1930, with lights installed for the 1948 season. With the move to NCAA Division I, a new football facility was a priority. Gibbs Stadium seats approximately 8,500 in grandstands, while an additional 4,500 seats are available in both endzones. The south endzone, known as the Verandah Lot, has become prime tailgating space for donors to the Terrier Club.

The press box includes two radio booths, a television booth, replay booth, plus two coaches boxes. A crows nest for videographers is also provided. On the second level, the Mungo Room is a hospitality suite that serves as the President's Box on gameday.

Architects for Gibbs Stadium were McMillan, Smith and Partners, while M.B. Kahn Construction was the general contractor. The overall budget for the project was approximately \$4.5 million. In 2015, the playing surface was replaced.

The facility was made possible with a gift from the Gibbs Foundation, along with support from federal economic development grants and Spartanburg County School District 7. Gibbs Stadium is the home of Wofford football, along with the Shrine Bowl of the Carolinas. During the summer the facility is used by the Carolina Panthers and it served as the home field for Spartanburg High School football through the 2018 season.

THE FIELD

On October 27, 2018, Wofford unveiled a new gateway field entrance and officially named the field at Gibbs Stadium in honor of Coach Mike Ayers. For 30 years, Ayers expected Terrier toughness on the field and Terrier determination in the classroom. He retired at the end of the 2017 season with a 207-137-1 overall record at Wofford.

JIMMY AND MARSHA GIBBS

The stadium, opened in October 1996, is named in honor of Jimmy and Marsha Gibbs, recognizing their long friendship with the college and lead gift of \$1 million for the stadium project.

Mr. Gibbs is president of Gibbs International of Spartanburg, the world's largest dealer in pre-owned textile machinery. The Gibbs' relationship with Wofford spans two generations. The late Melvin I. "Razor" Gibbs of the class of 1943 earned 16 varsity letters at Wofford as a student in the early 1940s and after World War II. In 1983, Mr. and Mrs. Gibbs established an endowed football scholarship in his father's memory.

The Wofford Captain's Council presented the Gibbs with its 2004 Distinguished Service Award. The Gibbs also received a Wofford Distinguished Service award from the Southern Conference in 2004. In 2008, the Gibbs, along with Ed Wile and Harold Chandler, announced a challenge gift of \$1.5 million which was used to raise funds for endowed athletic scholarships. The Gibbs also provided the funding for the videoboard installed prior to the 2010 season.

The LED video board installed in 2010 is 57 feet wide and 22 feet tall.



STADIUM INFORMATION

Date Opened	October 5, 1996
First Game	Wofford 34, Presbyterian 7
First Touchdown	Wofford - Willie Hunter 40 yard rush (4:37, 1st quarter)
Dedication	October 12, 1996
Record in Stadium	95-33 (23 seasons)
Season Attendance Record	73,348 (2003, 8 games)
Most Points by Wofford	Wofford 82, Lincoln 0 (Sept. 8, 2012)
Most Total Points	82, Wofford 82, Lincoln 0 (Sept. 8, 2012)

TOP ATTENDANCES

12,124	vs. Georgia Southern, November 3, 2007
12,042	vs. Furman, November 13, 2004
11,823	vs. Georgia Southern, Dec. 11, 2010
11,738	vs. South Carolina State, September 2, 2006
11,486	vs. South Carolina State, September 6, 2003
11,042	vs. Appalachian State, September 22, 2007
10,500	vs. North Carolina A&T, November 29, 2003
10,329	vs. Appalachian State, October 1, 2011
10,280	vs. Georgia Southern, November 12, 2011
10,271	vs. The Citadel, September 12, 1998
10,129	vs. Appalachian State, October 25, 2003
10,011	vs. The Citadel, November 8, 2008
10,002	vs. Furman, November 11, 2000

RICHARDSON BUILDING



THE RICHARDSON BUILDING

The home of the Wofford College Athletic Department since 1996 is the Richardson Physical Activities Building. The facility includes offices for the administration, football, baseball and other sports on the second floor. Also included on the second floor is an aerobic dance room, team meeting room, racquetball courts and a student-athlete lounge. Locker rooms for football, men's and women's cross country/track and field, men's and women's soccer and a training room are located on the first floor.

Wofford alumnus Jerry Richardson made donations in 2008 and 2018 that were used for enhancing the Richardson Building. Numerous improvements were made in the facility to ensure that it is one of the most advanced athletic facilities in the nation.

The most recent renovations to the building include a 1,200 square foot addition to house a new state of the art hydrotherapy suite which includes a Hydroworx aquatic therapy pool with underwater treadmill. The existing training room was relocated to adjoin the new hydrotherapy suite, which results in a much-needed increased size for the new training room. Supporting the training area are three staff offices, exam room, and state-of-the-art x-ray room. The new team meeting room is equipped with the latest video technology and a media backdrop for postgame press conferences.

The existing football locker room was expanded and upgraded. The upgrades included new paint, carpet, ceilings, and lighting. The equipment room has been reconfigured, and a new high-density storage system was purchased to increase capacity and improve efficiency in the handling of equipment. In addition to the visible improvements a new supplemental mechanical unit to control moisture and improve indoor air quality was installed, along with new HVAC controls in the entire building.

With the campus fitness center relocated to the Benjamin Johnson Arena, renovations were also made to the second floor. A second team meeting room was created with sliding glass walls to provide flexibility for a variety of uses. A student-athlete lounge was built near the racquetball courts which includes two 70-inch monitors.

The building also includes the Harley Room, a large multipurpose area overlooking Gibbs Stadium. The area hosts a wide variety of campus events during the year. On the patio, a sculpture of Jerry Richardson was dedicated on May 12, 2014 to honor him and recognize the 20th anniversary of the Carolina Panthers summer training camp being held on campus. The sculpture, created by noted California artist Todd Andrews, depicts Richardson seeming to be ready to walk over to Gibbs Stadium to watch the Terriers – for which he also played – take on the next worthy opponent.



Top: The 2018 renovation added a hydrotherapy suite to the training room. Above: The football meeting room.



STRENGTH AND CONDITIONING

THE JOE E. TAYLOR CENTER

Wofford alumnus and former South Carolina Secretary of Commerce Joe Taylor donated \$1 million for the renovation of the Curry Building into the Joe E. Taylor Athletic Center. The Taylor Center features a 7,000 square foot weight room and offices for athletic department staff. The building, located next to Gibbs Stadium, was completed in June of 2009.

The weight room facility is equipped with a total of 24 racks with built-in pull-up bars and nearly 25,000 pounds of plates, dumbbells and olympic weights. The 24 racks are divided, with twelve used with platforms and twelve used with benches. Additional equipment includes four pulldown machines, four low row machines, five power runners, six glute/ham machines, two decline ab machines, a leg press and exercise bike. Also included is a large area of Mondo track flooring, which is used with the step-up boxes, plyo boxes and hurdle sets in speed development.

The Taylor Center also provides offices for administration and numerous sports, including women's soccer, men's and women's golf, men's and women's tennis and cross country and track and field. A conference room and several work areas give the coaching staff much needed space.



MISSION STATEMENT

The aim of the Wofford College Strength and Conditioning Department is to allow every student-athlete the best training opportunity with proper instruction and program implementation to create progressive gains in strength, speed, fitness levels, mobility and body composition over the tenure of the athletic career. This will be achieved through a created culture consumed with hard work, discipline, commitment, and knowledge of the craft of training in a highly competitive environment.

THE PHILOSOPHY

The Strength and Conditioning Program consists of prescribed training based on sport specific demands with a great emphasis on properly executing movement patterns and training within the assigned threshold to optimize abilities and capabilities. Keys to this are:

- Evaluation and Assessment
- Individual Needs / Sport Specificity
- Weight Training Movements
- Running Prescription
- Plyometric Training
- Student-Athlete Health
- Recovery and Restoration
- Training Culture



RICHARDSON INDOOR STADIUM

A new era at Wofford began in 2018 with the opening of the Jerry Richardson Indoor Stadium. The new home of basketball and volleyball is adjacent to the north end of Gibbs Stadium, where the Terriers play football.

Wofford alumnus and trustee Jerry Richardson, Class of 1959, provided the gift to fund the facility that includes a 3,400-seat basketball arena and a 350-seat volleyball competition venue as well as offices, locker rooms, meeting rooms, training rooms and special fan areas, including several open-air suites. The facility replaces Benjamin Johnson Arena, which will continue to be used as a first-rate gymnasium for intramural and campus recreational activities.

The facility has already been able to attract top opponents for the basketball teams, including South Carolina, North Carolina, Harvard and Georgia Tech.


The Jerry Richardson Indoor Stadium also has a seating capacity for non-athletics functions, such as commencement and concerts, of 4,500. The facility includes "Club 51" for club seat holders, the "Boneyard" lounge in the student section, state of the art sound system and acoustical design, along with electronic charging stations throughout the building.

BY THE NUMBERS

- 123,055 Square Feet
- 3,400 Seating Capacity for sports
- 4,500 Seating Capacity for speaker/concert
- 350 Seating Capacity for volleyball
- 895 tons of steel
- 273,700 feet (51.8 miles) of combined audio, video, fiber and data cables.
- 133,000 watts of audio power amplifiers, driving 185 speakers.
- 65% local contractors (Spartanburg/Greenville)
- Over 80 monitors in the building for information, wayfinding and live broadcasts
- Connor Sports Flooring MVP II
- Spaulding "Renegade" Portable Goals, debuted at 2017 NCAA Tournament

VIDEO BOARDS

- 4 - LED Main Boards - 12'9" by 22' 2"
- 2 - LED Ribbon Boards - 196' by 2' 8" high
- 3 - LED Corner Boards - 8' by 2' 8" high
- 1 - 40' LED scorers table
- 1 - 30' LED media table





BENJAMIN JOHNSON ARENA

When the campus community bid farewell to the Benjamin Johnson Arena as the home of Wofford basketball and volleyball in 2017, it created new possibilities for student recreation and wellness. The renovated Benjamin Johnson Arena student fitness center opened in January of 2018.

“The Benjamin Johnson Arena, which opened in 1981, holds a lot of history for Wofford College, and we’re glad we are able to continue to use the facility as a larger, better fitness center for our students, faculty and staff,” President Nayef Samhat says. “The addition of the new Jerry Richardson Indoor Stadium provides us with this terrific opportunity to give our community a place in the Benjamin Johnson Arena to exercise both their bodies and their minds.”

The lower level of the arena (once basketball and volleyball courts and bleachers) houses a new multi-sport playing surface with three courts. A walking track surrounds the perimeter of the courts. The locker rooms were completely renovated. The concourse areas have become the new student fitness center with the installation of a variety of equipment and machines.

The east concourse has weight equipment, including free weights, benches and machines. The other concourse has cardio equipment, including treadmills, stationary bikes and elliptical machines. The concourses also have open locker storage and new audio-visual equipment.

In addition to the fitness activities, Benjamin Johnson Arena is home of a comprehensive intramural, recreation, and club sports programs that encompass team sports, individual sports, fitness classes, club sports, as well as various other programs. Highlights include intramural basketball and softball, equestrian club, men’s club lacrosse, club ultimate frisbee and an outdoors club.

The arena is named after Benjamin O. Johnson '30 who was a Spartanburg textile executive associated with Spartan Mills. Mr. Johnson was also a trustee of Wofford College as well as a benefactor. Wofford moved into the Benjamin Johnson Arena in 1981 after playing in adjacent Andrews Field House for 50 years. The \$4.5 million arena is part of the Campus Life Building, which was designed to serve as the center of athletic, social and cultural activity on campus.

The first men’s basketball contest was held on January 22, 1981, as The Citadel scored a 65-64 win over Wofford. The Terriers first win in the arena was on January 26, 1981. The men had an overall record of 334-131 in 37 seasons in the facility.

The Wofford women’s basketball team fielded its first varsity team in the 1980-81 season, moving into Benjamin Johnson Arena in 1981 after playing in Andrews Fieldhouse for the first half of the season. The first women’s basketball game was held on January 22, 1981, with Wofford defeating Sacred Heart 74-25.



THE HUB CITY



The City's origins predate the Revolutionary War. Spartanburg was named for a unit of American Revolution forces called the "Spartan Rifles" who helped defeat the British at the Battle of Cowpens in 1781, under the leadership of General Daniel Morgan.

The town of Spartanburg was incorporated in 1831 and later as a city in 1880 by the 13 Original States and Tennessee. During this time Spartanburg was booming due in large part to the rapidly expanding textile industry.

In the 1870s, Spartanburg became a railroad "hub city," with mainline railroads extending from Magnolia Street depot in all directions, taking passengers and freight to Charleston, Augusta, Atlanta, Asheville, Charlotte and points beyond. As many as 90 trains per day could be seen and heard operating in Spartanburg during the golden age of the American railroad, 1900-20.

During the 1920s, Spartanburg built South Carolina's first municipal airport and claimed the state's first commercial radio station (WSPA). Its leadership in the state was reflected by the election of several residents as governor.

Thousands of U.S. soldiers bound for overseas service in World Wars I and II trained at camps in Spartanburg. The post headquarters for Camp Wadsworth (1917-19) was located at the present site of WestGate Mall, and the Camp Croft (1940-45) was located south of the city. Much of that military reservation has become Croft



State Park.

After World War II, Spartanburg made a concerted effort to promote its location at the junction of Interstates 85 and 26 to international business. One of the greatest successes of this campaign was the development of the BMW manufacturing center near the Greenville-Spartanburg Airport.

Spartanburg's downtown, which always has been anchored by the campuses of Wofford and Converse Colleges, has been undergoing a major revival since the mid-1990s. In addition to the corporate headquarters for Denny's, Advance America, QS-1 and several other companies, the city has acquired a magnificent public library, the Marriott Hotel at Renaissance Park and most recently, the Chapman Arts Center and the USC Upstate George Dean Johnson School of Business. The area surrounding Morgan Square gradually is redeveloping with a variety of interesting restaurants and urban apartment-style housing.

Throughout the 20th century, textile manufacturing companies formed the backbone of the Spartanburg



economy. The most significant of these companies still in operation is internationally respected Milliken & Company.

Blessed by geography and climate as well as by energetic and well-educated citizenry, Spartanburg is emerging as one of the centers of a 21st century metropolis that extends along the South Carolina portion of the I-85 corridor.



ACADEMIC PERFORMANCE

Wofford's football program was ranked among the top 10 percent of FCS teams in the Academic Performance Review (APR) in 2004, 2005, 2006, 2007, 2012, 2013, 2014 and 2015 to earn public recognition. In 2010, 2012, 2013, 2014, 2015, 2016, 2017 and 2018, Wofford was honored by the FCS ADA for the highest APR in the Southern Conference. The Terriers lead the SoCon with 169 Southern Conference Fall All-Academic Team selections since the program started in 2003. Wofford has had at least one player named to the CoSIDA Academic All-District Team since 2000, with four players earning Academic All-America honors. James Zotto was the latest to be recognized in 2013.

STERLING ALLEN

Allen, a native of Florence, S.C. (McGlenaghan High School) was one of Wofford's top linemen in the early 1970s. Allen earned second team NAIA All-America honors at guard in 1969 and was named Little All-America in 1969 and in 1970 as a guard. He was selected to the AFCA All-America team in 1970 as a guard. Allen helped the Terriers to an 11-1 record as a senior. Wofford won 20 consecutive games during his final two years and were ranked number one in the nation in the NAIA poll. He was a unanimous selection to the 1969 all-district team. They finished the '70 season ranked fourth in the nation after losing in the championship game to Texas A&I. In 1983, Allen was chosen to Wofford's All-Time Football team as an offensive lineman.

ALMA MATER

On the city's northern border,
 Reared against the sky,
 Proudly stands our Alma Mater,
 As the years go by.
 May it ever be our watchword,
 "Conquer and Prevail."
 Hail to thee our Alma Mater,
 Dear old Wofford, hail.

MIKE AYERS FIELD

On October 27, 2018, Wofford unveiled a new gateway field entrance and officially named the field at Gibbs Stadium in honor of Coach Mike Ayers. For 30 years, Ayers expected Terrier toughness on the field and Terrier determination in the classroom. He retired at the end of the 2017 season with a 207-137-1 overall record at Wofford.

AUBURN

In what many people call the biggest win in school history, Wofford defeated Auburn 19-14 on Sept. 22, 1950 in Montgomery. The Terriers, a five-touchdown underdog, turned three Auburn fumbles into touchdowns with sophomore quarterback Bobby McLellan scoring two touchdowns and passing for another. The game-winning score came early in the fourth period with Auburn holding a 14-13 lead. Dennis Barbare set it up with "one of the best catches I have ever seen," according to Coach Phil Dickens. Barbare's 17-yard catch from Bobby Starnes put the ball at the 2-yard line, and McLellan scored from there. The victory celebration just before midnight involved

about 100 Wofford students and fans in the traffic circle on Morgan Square. They cheered, blew car horns and bugles and finished by singing the alma mater.

BOSS THE TERRIER

The fearless leader of the Terriers, Boss (short for Boston Terrier) has entertained Wofford fans since 2001 at football, basketball and baseball contests. Boss is also the only mascot with his own holiday, October 16. That is National Boss' Day (well, maybe it's not just for him but he celebrates it anyway). Boss also participated in the Carolina Panthers "Mascot Mania" football game halftime show at Bank of America Stadium in Charlotte in 2006. Formerly known as Big Ruff, the mascot became known as Boss in 2001.

JIM BRAKEFIELD

Brakefield enjoyed great success as both the head football coach and head baseball coach at Wofford. He served 14 years as the head baseball coach and was Wofford's winningest ever baseball coach with a career record of 128-70. Brakefield spent 14 years as an assistant football coach before becoming Wofford's head football coach in 1967 and served in that role for five years, going 28-16 and leading the Terriers to the NAIA National Championship game in 1970. He left Wofford following the 1970 season and became the head football coach at Appalachian State. Brakefield is credited with installing the Wingbone offense at Wofford, a hybrid of the Wishbone. Brakefield served four years in the Navy during World War II and won two Distinguished Flying Crosses while making 49 combat missions as a torpedo plane pilot. He remained in the Naval Reserve until 1967 as a captain.

HAROLD CHANDLER

Chandler, a native of Belton, S.C., was Wofford's starting quarterback in 1969 and 1970 and threw for 3,039 yards in his career. As a junior in 1969, he completed 69 of 133 passes for 1,133 yards and 10 touchdowns. As a senior, Chandler hit on 113 of 190 passing attempts for 1,610 yards and 11 touchdowns. He was an all-state selection in 1970 and a Phi Beta Kappa inductee. In 1983, Chandler was chosen to Wofford's All-Time Football team as a quarterback. He recently ended a term as Chairman of the Wofford College Board of Trustees.



CIGAR BOWL

The only bowl game that Wofford has appeared in is

THE TERRIER SCULPTURE

A sculpture of a Terrier was unveiled on March 25, 2008 outside of the Student Life Building as a gift to Wofford College from the Class of 1956. The following is the text of an address given by Talmage Boyd Skinner, Jr., 1956, Chaplain Emeritus of Wofford College on the dedication.

The mascot of a college should, in large measure, represent the character of the place. In this Palmetto State, we are surrounded by a bevy of mascots. There are Gamecocks and Tigers, Bulldogs and a Rooster named Chanticleer, Indians, Paladins, Cougars, Valkyries, and one school has a sock for an ensign. There are Trojans, Pioneers, and Spartans, and various Cats and feathered creatures. In all the land, only two other schools are Terriers. Some will laugh when we affirm that we are the only true Terriers. Some chuckle when we are audacious enough to claim to be unique and even superior in so many aspects of being a college. The most arrogant of us will admit that there are many good colleges. We have even tried to copy some. I have always been a bit uncomfortable when we talk of another school being a – "flagship" that we need to emulate. Hey! We ARE the flagship! Forgive the pride of some old guys who have loved this little school for over half a century. Yes, we did not come to Wofford just to purchase an education; we joined Wofford. We were adopted into the family with a bond that cannot be broken. Many colleges claim to be family. We truly are.

Ours is a bond of shared experience hammered out on the playing fields against foes our size and those with more students than we have living alumni. It does not stop with athletics. The term "student athlete" has authenticity at Wofford. The bond is from a shared academic experience that is not content just to pass on so-called facts, but prepares students to think and to continue to grow. The "proof of the pudding" is in the doctors, lawyers, college presidents and professors, teachers, coaches, leaders in business and service - even in the ministry of the Church. A bond is created in the experience of the arts - the theater program, choral music, strings. One thing we lack - a band - not just the band class that plays well once or twice a year, but a BAND for spirit and musical experience. A bond is created through service programs and the physical arts witnessed by so many exhibitions on campus. Not the least is a religious life program that is open and tolerant, that walks with students seeking answers and helps them first learn to ask questions.

We, the Class of 1956 present this Terrier to our college as a symbol of Wofford Spirit in all aspects of this place like no other. We want to add to the tradition of this sacred ground. We want to remind the present Wofford that there is a past on which she stands and remind all of us that it all will be forgotten if we do not have a vision for the future. Our goal should be deeper than the usual quest for reputation, wealth, and prestige. Dr. Dunlap has always called Wofford a "kingdom of the just." May that ever be our watchword. It may be a simple, unsophisticated phrase, but we are called not to be powerful, but good. As the prophet Micah said, "What does the Lord require of you but to do justice and to love kindness and to walk humbly with your God."

The Class of 1956 proudly and humbly presents this physical representation of the Spirit of Wofford College and all those members of our family who ever lived or presently live on the "City's Northern Border," and all who are yet to dwell in the shadow of the Twin Towers.



the 1949 Cigar Bowl. Played in Tampa, Florida, the Cigar Bowl pitted the 11-0 Terriers against Florida State on January 2, 1950. Wofford had a 23-game unbeaten streak, built upon the shoulders of a mix of World War II veterans who had returned to college and a bunch of 18-year old freshmen. The Terriers departed for Tampa on Dec. 28 and pulled into Waycross, Georgia to scrimmage and spend the night before continuing on to Tampa. An exhausting scrimmage in Waycross may have led the Terriers dropping a 19-6 decision to the Seminoles in what was clearly an upset.

FISHER DeBERRY

A 1960 Wofford graduate, DeBerry was the head coach at the Air Force Academy for 23 seasons from 1984-2006. The Cheraw, SC native compiled a record of 169-109-1, the winningest mark in AFA history. During his coaching career, he received numerous awards including the 2001 State Farm Coach of Distinction Award. DeBerry was the 1985 National Coach of the Year and earned conference coach of the year honors in 1985, 1995 and 1998 while leading the Falcons to 14 Commander in Chief trophies and a 35-11 record against Army and Navy. DeBerry was a Wofford assistant football coach in the 1969-70 seasons as the Terriers advanced to the 1970 NAIA national championship game. He also coached the Terrier baseball team in 1970. In 2011, he became the first Wofford alumnus to be honored with a spot in the College Football Hall of Fame.



PHIL DICKENS


Wofford's head coach from 1947-52, "Phantom" Phil Dickens compiled a record of 40-16-7, a winning percentage of .691. Dickens came to Wofford from Tennessee where he had played for General Bob Neyland. Highlights of the Dickens era included five straight ties to open the 1948 season (a national record); an undefeated 11-0 regular season in 1949 followed by a trip to the Cigar Bowl in Tampa; a 19-14 upset of Auburn in the 1950 season opener and the Terriers' first victory over Furman in 35 years in 1951. After the 1952 season, Dickens moved to the University of Wyoming, where he was successful from 1953-57, and later, he was a respected head football coach and athletics administrator at Indiana.

AUBREY FAUST

Aubrey Faust '43 was the first Terrier to earn All-America honors. He played end on the 1942 squad that posted a 2-5 record for Coach Ted Petoskey. The Terriers did not have a football team for the next three seasons due to World War II. Faust was killed in action at Normandy.

FROG REAMES

Carroll F. Reames '26 played quarterback for the Terriers. During the 1920's, most football teams lined up in a double wing or spread formation. Just before the snap of the ball, the backs went through a series of movements to confuse the defense. As he moved, Reames gave an odd little jump that gave him his life-long nickname, "Frog."



FIRST GAME

Wofford played the first college football game in South Carolina on December 14, 1889. Wofford defeated Furman 5-1 in a game that featured "no uniforms for its players, no positions and rules formulated before the game." According to Wofford alumnus G. Rougie '91 in the January 1890 issue of the *Old Gold and Black*, the game "last one hour and half, with two fifteen-minute rests, and was won by ease by Wofford, the score being five to one. The visiting team (Furman) left on the afternoon train wiser and sadder men."

ISAAC GOODPASTER

A Wofford wide receiver from 1999-2002, Goodpaster led the Terriers in receiving as a junior when he caught 25 passes for 422 yards and two touchdowns. His career statistics of 30 catches for 472 yards are not remarkable. But Goodpaster became an outstanding collegiate football player despite being legally blind. Isaac was diagnosed with Stargardt's disease, a genetic disorder that caused his eyesight to range from 20/200 to 20/400. His outstanding talent and ability to overcome attracted the attention of such national media outlets as *The New York Times* and CBS' "The Early Show."

THE CAROLINA PANTHERS

The Carolina Panthers have held training camp at Wofford since their inaugural season in 1995 and it will be held on campus until at least 2019. The camp provides Wofford tremendous national exposure and visibility. Media members that visit Wofford during the camp include ESPN, Fox Sports, NFL Network, *USA Today* and *Sports Illustrated*. Local print and television media from markets including Columbia, Charlotte, Raleigh/Durham/Chapel Hill, Asheville and Greensboro/Winston-Salem are on campus on a daily basis.



According to SI.com's Tim Layden, "as I like to think of it: Training Camp Heaven. Wofford is 70 miles west of Charlotte on I-85, and presents all the reasons why there is something special about taking the team on the road for camp. Three pristine, Bermuda-grass fields with a stand of tall pines on two sides and a terraced hillside -- where fans sit and watch -- on another. Fans, many of them young boys and girls, lined up along the fence, getting autographs after practice. It's a scene straight out of football's past."



LEE HANNING

After twenty years, Lee Hanning retired from his duties as kicking coach following the 2009 season. Under Hanning's tutelage, two Wofford punters signed National Football League contracts. Jimmy Miner inked a deal with the St. Louis Rams in April 2004 after being a four-time All-SoCon selection. Brandon Kale signed with the Carolina Panthers in 2000.



A World War II veteran, Hanning was a member of the 101st Airborne Division. He parachuted onto Utah Beach in Normandy on D-Day and also participated in the Battle of the Bulge. The 1998 Honorary Letterman by the Wofford College Athletic Hall of Fame, Hanning received a Distinguished Service Award in 1993 and the prestigious Algernon Sidney Sullivan Award in 2010. He and his late wife, Barbara established the Barbara Jean and Lee Hanning Endowed Scholarship at Wofford, which supports student-athletes on the women's golf team. Hanning passed away in October of 2014.

HOME FIELD ADVANTAGE

Since the Terriers moved into Gibbs Stadium for the 1996 season, Wofford has enjoyed a tremendous home field advantage. In the 23 seasons, Wofford has a .742 winning percentage. Also, the Terriers have posted winning home records in 19 of the 23 seasons.

JACOBS BLOCKING TROPHY

Initiated in 1933 by Dr. William P. Jacobs, this award is given annually to the top blockers in the Southern Conference, Southeastern Conference, and the Atlantic Coast Conference. Four Wofford players have been honored with the Jacobs Blocking Trophy. Blocking back Bob Prevatte won the award in 1949 as he helped the Terriers post an 11-1 record and earn a berth in the Cigar Bowl in Tampa, Florida. In 2003, offensive tackle Eric Deutsch received the SoCon's Jacobs Blocking Trophy as the Terriers won the Southern Conference championship. In 2010, offensive guard Pat Illig took home the honor as the team won the SoCon title and finished with a 10-3 mark. All-American offensive guard Nate Page was the recipient of the 2011 award.

LAST LAP

The Last Lap is a Wofford football tradition initiated by former head coach Mike Ayers when he arrived on campus. Following the final practice of the season, the returning players line up in the end zone and watch as their senior teammates make a final lap around the field.

BRETT MASTERS

Masters is second in career tackles for Wofford football and the career home run leader in baseball. A native of Anderson, S.C., he totaled 411 tackles (1985-88), which was surpassed in 203 by Matt Nelson with 452. He also owns two of the three highest single-season tackle totals, including 207 in 1987 when he received all-state, all-district, and All-America honors. Masters slugged 51 home runs during his time on the diamond at Law Field. He held four single-season school records and two career marks at the time of his graduation.

MONTANA

In the Terriers' second trip to the NCAA FCS Playoffs, Wofford faced undefeated Montana at Washington-Grizzly Stadium. Temperature at kickoff was 13 degrees, the lowest ever for a Wofford game. As time expired, the Terriers advanced with a 23-22 victory.

JERRY RICHARDSON

Jerry Richardson came to Wofford in the mid-1950s as an unheralded pass receiver from Fayetteville, N.C. By the time he left to begin his pro career with the Baltimore Colts, the passing combination of Charlie Bradshaw to Jerry Richardson had received nationwide fame. Richardson was an Associated Press Little All-America selection in 1957 and '58. He still holds Wofford's single-game record with 241 receiving yards vs. Newberry in 1956 and is the record holder for touchdown receptions in a season (9 in 1958) and in a career (21). Drafted by the defending world champion Colts, Richardson played two seasons in the NFL, earning Colt Rookie of the Year honors in 1959 and finishing third in the



balloting for top NFL rookie. As a senior at Wofford, he scored 72 points on nine touchdowns, 12 extra points and two field goals. Richardson calls his greatest honor being elected team captain in 1958. In 1983, he was chosen to Wofford's All-Time Football team as a receiver. He was the founder of the Carolina Panthers.

RUSHING

Wofford has finished among the top seven schools in the nation in rushing in each of the past 22 years. The Terriers' wingbone offense puts a premium on ball control and keeping the opponent's offense on the boundary. Eight times the Terriers were second in the nation in rushing yards per game, while in 2010 and 2011 they finished first.

NATIONAL FINISH IN RUSHING

Year	Finish	Yds/Gm
1997	3	292.2
1998	6	255.8
1999	2	351.5
2000	4	281.6
2001	7	264.1
2002	2	342.2
2003	7	258.3
2004	2	305.1
2005	4	283.4
2006	2	263.5
2007	2	319.3
2008	2	339.7
2009	2	270.2
2010	1	297.7
2011	1	364.6
2012	2	349.7
2013	5	269.9
2014	3	296.7
2015	4	300.0
2016	4	279.6
2017	8	244.8
2018	5	311.7

CONLEY SNIDOW

When the legendary Phil Dickens left Wofford to become the head coach at Wyoming, his replacement in 1953 was Conley Snidow. Snidow replaced the single wing offense with his innovative new offense, the T-formation. The passing game was opened up but one thing remained the same, the Terriers continued to win games. In 14 years, Snidow's teams had only three losing seasons and a total of 77 victories. At one point during the mid-1950s, the Terriers won nine straight games against Southern Conference opponents. Snidow served as Wofford's head football coach from 1953-66 and was the Terriers' winningest coach with 77 wins at the time of his retirement. He posted a career record of 77-59-4 and introduced the Split-T offense, an attack that would be the rage of major college football 20 years later.

TERRIERS

Wofford's nickname dates back to the early 1910's when Professor E.H. Shuler recalled seeing a terrier named Jack at Wofford baseball games. A cartoon showing a Jack-like dog doing gymnastics appeared in a Wofford Journal about the same time. By 1914 when football resumed after an 11-year absence at Wofford, the nickname Terrier was firmly established for the college's athletic teams. Wofford has had a number of real life mascots including Spike in the mid-50s and Jocko in the early 1960s. Most Wofford Terriers have been Boston Terriers which have a smooth black coat with white markings on the face, neck, chest, legs and feet. They usually pack a muscular 20 pounds on a foot-high frame.



"Magnolia," owned by Leah Harris '05 of Atlanta, Ga., assumed the role of "Blitz III", the official Wofford Terrier mascot, beginning in the 2014 football season and retired following the 2018 football season.

TERRIER CLUB

The Terrier Club is Wofford's fundraising organization for athletics. Organized in 1946 by a group of interested friends and alumni, the original name was the Eleven Club. It evolved into the present-day Terrier Club and has since grown into an organization that raised \$1.9 million in 2018 for scholarship support.

JAMES TRENTINI

An offensive lineman for Wofford, James Trentini '59 became a successful educator and football coach in his native Massachusetts. After he retired from his career in education, he and his wife Mary enjoyed traveling. They were flying to California to visit their daughter Patti when they boarded American Airlines Flight 11 from Boston to Los Angeles on Sept. 11, 2001. That flight was hijacked and crashed into the North Tower of the World Trade Center.

UNIFORMS

Wofford Gold, the color of the Wofford jerseys in the 1950s, came about when a dye manufacturer mismixed some of his colors. Jerseys were dyed and sent out to Wofford before the mistake was discovered. The manufacturers offered to send new jerseys free of charge but head coach Phil Dickens liked the new color and decided to adopt it as his standard gold jersey. The manufacturers put it on the market as Wofford Gold and several large universities used the new shade.

WOFFORD FOOTBALL A-Z

In 2006, SI.com, the website for *Sports Illustrated*, ranked the ten best uniforms in college football. The Wofford uniform was ranked sixth in the nation and was one of only three FCS teams included on the list. Texas, Michigan, Auburn, Yale and Notre Dame made up the top five.

WILLIE VARNER

A 1952 Wofford graduate, Willie Varner became one of the legendary high school coaches in South Carolina. A native of Spartanburg, Varner was a member of the 1949 Terrier football team that posted an 11-0 record before being upset by Florida State in the 1950 Cigar Bowl. During a long tenure at Woodruff High School, Varner became the second-winningest high school football coach in South Carolina prep history with an all-time record of 383-132-10 in 43 years. His 10 state championships are tied for the most in state history with Summerville's John McKissick.

BEN WOFFORD

Born on October 19, 1780, Benjamin Wofford rode a Methodist circuit as a lay exhorter in 1806 and 1807 in western Kentucky, but soon returned to South Carolina in that year to marry Anna Todd. With the death of her father in 1809, he inherited control of the Todd family farm in the southern part of Spartanburg County. Ordained in 1814, he served as an itinerant for only three years. The life of the traveling minister making it difficult to run a farm, he ceased to be a traveling preacher in 1820.

A year after the death of Anna Todd Wofford in 1835, he married Maria Barron. His business interests and their diminished enthusiasm for rural life led them to move to the village, at the corner of present-day Magnolia and St. John Streets. There he continued to invest conservatively and live simply until his death on December 2, 1850.

Wofford's will provided \$100,000 for the establishment of a college for literary, classical, and scientific education in Spartanburg, to be under the control and management of the state's Methodist Conference. Within four years of Benjamin Wofford's death, the trustees he named took the money he bequeathed, secured a charter, bought land, built a college and five houses for professors, hired a faculty, and opened its doors.

JEFF ZOLMAN

Wofford's starting quarterback from 2002-04, Zolman compiled a career record of 26-6 as a starter. He led the Terriers to an undefeated conference record and the 2003 Southern Conference football championship. Zolman also guided the Terriers to two postseason wins in 2003 and the national semifinals of the Football Championship Subdivision.

NCAA COMPLIANCE

The importance of following all NCAA rules and regulations is imperative to maintaining the integrity of Wofford College and intercollegiate athletics. We ask all who are associated with the institutions athletics programs to help the College protect the spirit of competition, the athletics eligibility of our student-athletes and the reputation of the College by adhering to the rules and regulations of the NCAA and by contacting the Compliance Office or the NCAA with all questions. If you have any questions about NCAA rules, please contact Elizabeth Rabb at (864) 597-4090, the Wofford website at woffordterriers.com and click on 'Compliance,' or the NCAA at www.ncaa.org.



What is a Representative of Athletics Interests (Booster/Donor)?

All alumni, friends, and employees of the College are categorized as 'representatives of athletics interest.' The NCAA stipulates that once an individual has been identified as a 'representative' or "booster/donor" he/she retains this status forever even if the individual is no longer associated with the athletics program. Furthermore the NCAA states that it is possible for a person to be a representative of more than one institution at the same time. A representative of athletics interest may not:

- Contact a prospect's coach, principal or counselor in an effort to evaluate a prospect
- Visit the prospect's institution to pick up film or transcripts
- Contact a prospect, his/her parents, legal guardians or spouse on or off campus
- Contact a prospect by telephone or letter
- Make special arrangements to entertain a recruit
- Provide extra benefits to a prospect, student-athlete or the parents, family and/or guardians of the prospects or student-athletes

REMEMBER THE #1 RULE: 'ASK BEFORE YOU ACT!'

TERRIERS BY CLASS

SENIORS (17)

Mason Alstatt
Robbie Armstong
Justus Basinger *
Luke Carter *
George Gbesece *
Jason Hill *
Mikel Horton
Nick Karas *
Dorian Lindsey
Thad Mangum *
Blake Morgan
Joe Newman
Michael Ralph *
Dimitri Redwood
Liam Ronan *
DT Wilson
Jireh Wilson

Brandon Brown *
Josh Burger *
Josh Cootee
Zach Epting *
Blake Jeresaty *
Ryan Lovelace
Austin Lufkin
Garrison Moore
Shaun Moore
Miller Mosely *
Andy Riazzi *
Darron Paschal *
Kent Phelps *
Ulysses Strawter *
Evan Suggs
Ryan Titus
Jim Welsh *

SOPHOMORES (17)

Elliott Campbell *
Corey Cooper *
Kobe Craig *
Andrew Duckworth *
Chad Gardner *

JUNIORS (21)

Donovan Anderson
Joe Beckett
John Beckley
Ronnie Brooks *

Brater Gerber *
Nyle Grove *
Dawson Henis *
Omari Johnson *
Zak Kurz *
T.J. Luther
T.J. Neal
Peyton Derrick
Corey Prince
Josh Scruggs *
D'mauriae VanCleave
Nathan Walker

REDSHIRT FRESHMEN (21)

Zy Abercrombie *
Elijah Ball *
Tanner Barnes *
Jamari Broussard *
Campbell Cagan *
Paxton Cottrell *
James Garnett *
Walker Gliarmis *
Max Graham *
Quashon Greenlee *

Al Hogan *
Josh Lifson *
Landon Parker *
Jaxen Rogers *
Rett Russell *
Nick Russo *
Zach Smith *
Collin Springer *
Isaiah Walker *
Jimmy Weirick *
Dre Yarbough *

FRESHMEN (28)

Jacquez Allen
Forrest Alvarez
Tahir Annoor
Logan Barnes
Ben Carnazzo
Keyvaun Cobb
Jysiah Cromer
Jacob Drag
Tayvian Gass
Coltin Hallman
John Harrington Jr.

Jay Hazel
Cameron Hellgeth
Calvin Jackson III
RJ Khayo
Micheal Mason
Jeremy Michaux
Ben Mitchum
Eric Mizell
Irvin Mulligan
Jackson Pell
Miles Richardson
KeiAndre Sanders
Jack Scroggs
Malik Stanback
Javonte Turrentine
James Wells
Jackson Zehr

* Have a redshirt year available. All players have five years to play four seasons. Beginning in 2018 a player can see action in up to four games without losing a season of eligibility.

THE 2019 SEASON

Last season Wofford was 9-4 overall and 6-2 in the Southern Conference to win back-to-back championships for the first time in school history. The Terriers earned the league's automatic bid to the NCAA FCS Playoffs. After a home playoff win over Elon in the first round, the season ended with a 13-10 loss to Kennesaw State. Wofford will look to build on that success as they enter the 2019 season. The schedule of eleven home games includes five at Gibbs Stadium and a contest at defending national champion Clemson. Among the slate of eight league games, the team will host Samford, Western Carolina, Chattanooga and Furman. Wofford is returning a total of 16 starters from last season and 47 lettermen overall. Among the 16 returning starters are nine on offense, five on defense, and two specialists. In addition, eleven other players with starts are returning for the Terriers. There will be a total of 32 newcomers to the team, with 12 on offense, 16 on defense and three specialists.

Josh Conklin begins his second season as head coach of the Terriers. The coaching staff sees one new addition, while offensive coordinator Wade Lang returns for his 32nd season and defensive coordinator Sam Siefkes is back for his second season.

OFFENSE

On the offensive side of the ball this season, there will be nine returning starters. At quarterback, Joe Newman started all 13 games and had 130 carries for 533 yards and five touchdowns, while completing 88-of-145 passes for 1,070 yards with eight touchdowns. Miller Mosley played in all 13 games and had 49 carries for 258 yards and a two touchdowns, along with 18-of-36 passing with a pair of touchdowns. They are joined by Jimmy Weirick and Appalachian State transfer Peyton Derrick.

The backfield will see the most changes on offense. Nathan Walker is the top returning rusher with 547 yards and three touchdowns on 77 carries. Blake Morgan was limited to 221 yards on 34 carries last season due to injury. Ryan Lovelace had 24 carries for 295 yards and three touchdowns. Other returners in the backfield with carries from last season include D'mauriae VanCleave, Evan Suggs and Andy Riazi. Three newcomers also join the group.

The Terriers will continue to use an efficient passing game to compliment the run. Jason Hill is the top returning receiver with 26 catches for 278 yards and two touchdowns last season. T.J. Luther had 14 catches for 323 yards and four touchdowns. The group also includes Corey Cooper, Dorian Lindsey, Brater Gerber, and Jim Welsh among the returners, along with four newcomers.

The offensive line returns all five starters - four of whom earned All-Southern Conference honors - to a unit that helped lead the way for the nation's fifth-ranked rushing offense. On the



RETURNING STAT LEADERS

Top Scorer	Luke Carter (84 points)
Top Rusher	Nathan Walker (547 yards)
Top Passer	Joe Newman (88-145, 1070 yds)
Top Receiver	Jason Hill (26-278 yards)
Top Tackler	Jireh Wilson (59)
Top Sacks	T.J. Neal (4-35)
Top Interceptions	George Gbese, Mason Alstatt (3)

right side of the line, Michael Ralph started 11 games last season at tackle. Liam Ronan started all 13 games left guard, while Blake Jersaty started 12 games at center. Justus Basinger made 13 starts last season at right guard and Josh Burger returns at right tackle where he started all 13 games. Returners adding depth to the unit include Elliott Campbell, Paxton Cotrell, Anthony Craig, Zach Epting, Chad Gardner, Max Graham, Quashon Greenlee, Al Hogan, Zak Kurz and Nick Russo, while four newcomers will be added to the group.

While not exactly linemen or receivers, the tight ends do both in the Terriers' offense. Nick Karas and Garrison Moore both had catches last season. Landon Parker and Zach Smith move to the unit from other positions and are joined by Josh Lifson.

DEFENSE

The defense has five starters returning this season. One of those returners is on the defensive line. Thad Mangum started all 13 games at defensive end and earned second team All-SoCon honors. Mikel Horton started the first three games before a season ending injury. Austin Lufkin is projected to be the third starter on the line. The group also includes Robbie Armstrong, Elijah Ball, Tanner Barnes, Josh Contee, James Garnett, and Corey Prince among the returners. Six freshmen will be joining the unit.

At linebacker, three of the four starters return. DT Wilson and Jireh Wilson both started all 13 games, with Jireh Wilson leading the team in tackles with 59 on the season. John Beckley started the first nine games of the year. Also returning at linebacker are Zy Abercrombie, Joe Beckett, Brandon Brown, Andrew Duckworth, Shaun Moore, T.J. Neal, Rett Russell and Ryan Titus. The group will welcome four newcomers as well.

The secondary will be led by safety Mason Alstatt, who started 12 games last season and tied for the team lead in interceptions with three. Cornerback George Gbese started six games and earned All-Southern Conference honors with three interceptions. Dimitri Redwood is expected to take over at free safety for All-SoCon selection JoJo Tillery, while Darron Paschal are expected to start at the other cornerback position. Additional players returning to the unit include Donovan Anderson, Nyle Grove, Omari Johnson, Jaxen Rogers, Ulysses Strawter, Isaiah Walker, and Dre Yarbough. Six newcomers will join the secondary, including transfer Cagan Campbell.



ROSTER ANALYSIS

Offensive Starters Returning (9)

Michael Ralph (RT), Liam Ronan (RG), Blake Jersaty (C), Justus Basinger (RG), Josh Burger (RT), Jason Hill (WR), Dorian Lindsey (WR), Joe Newman (QB), Blake Morgan (RB)

Offensive Starters Lost (2)

Andre Stoddard (FB), Lennox McAfee (HB)

Defensive Starters Returning (5)

Thad Mangum (DL), John Beckley (LB), DT Wilson (LB), Jireh Wilson (LB), Mason Alstatt (SS)

Defensive Starters Lost (6)

Miles Brown (DL), Brandon Zamy (DL), Billy Hinton (LB), Domo Lemon (CB), JoJo Tillery (S), Devin Watson (CB)

Specialist Starters Returning (2)

Luke Carter (K/P), Dawson Henis (K/P)

Specialist Starters Lost (1)

Ross Hammond (LS)

Additional Players with Starts Returning (11)

Zak Kurz (OL), TJ Luther (WR), Nathan Walker (FB), Ryan Lovelace (RB), Nick Karas (TE), D'mauriae VanCleave (RB), Mikel Horton (DL), Austin Lufkin (DL), Brandon Brown (LB), George Gbese (CB), Dimitri Redwood (S)

SPECIAL TEAMS

The special teams unit returns as a strength for the Terriers. Luke Carter was named All-Southern Conference second team last season as a punter with an average of 43.6 yards. Carter was 12-of-16 on field goals and 48-of-48 on extra points as the place kicker. Dawson Henis handled kickoffs with a 58.6 average and 24 touchbacks. Colin Springer will take over at long snapper after Ross Hammond held the role for four seasons. Miller Mosley returns as the holder. The return game always keeps things exciting, as numerous players can contribute. D'mauriae VanCleave and T.J. Luther are expected to return punts and kickoffs among others.



WOFFORD



OFFICIAL OUTFITTER

2019 ROSTERS

SOUTHERN CONFERENCE CHAMPIONS
2003 2007 2010 2012 2017 2018

No	NAME	POS	HT	WT	YR	HOMETOWN / LAST SCHOOL	No	NAME	POS
8	Abercrombie, Zy	LB	6-0	195	Fr.-2	Greenwood, S.C. / Emerald	2	Luther, T.J.	WR
19	Allen, Jacquez	RB	5-9	181	Fr.	Prattville, Ala. / Prattville	3	VanCleave, D'mauriae	RB
13	Alstatt, Mason	S	6-0	205	Sr.	Lexington, Ky. / Lafayette	4	Cobb, Keyvaun	DB
65	Alvarez, Forrest	LS	6-0	185	Fr.	Lexington, S.C. / Lexington	4	Mosley, Miller	QB
20	Anderson, Donavan	CB	5-11	180	Jr.	Boiling Springs, S.C. / Boiling Springs	5	Armstrong, Robbie	DL
21	Annoor, Tahir	CB	5-11	180	Fr.	Nashville, Tenn. / Brentwood Academy	5	Weirick, Jimmy	QB
5	Armstrong, Robbie	DL	6-0	230	Sr.	Dacula, Ga. / Archer	6	Khayo, RJ	WR
98	Ball, Elijah	DL	6-3	285	Fr.-2	Rome, Ga. / Darlington School	8	Abercrombie, Zy	LB
37	Barnes, Logan	LB	6-1	205	Fr.	Dawsonville, Ga. / Dawson County	8	Newman, Joe	QB
48	Barnes, Tanner	DL	6-3	215	Fr.-2	Simpsonville, S.C. / Hillcrest	9	Horton, Mikel	DL
75	Basinger, Justus	OL	6-4	305	Sr.	Longwood, Fla. / Lake Brantley	9	Sanders, KeiAndre	WR
45	Beckett, Joe	LB	6-2	235	Jr.	Lexington, S.C. / White Knoll	10	Strawter, Ulysses	S
46	Beckley, John	LB	6-0	215	Jr.	Atlanta, Ga. / Riverwood International Charter	11	Morgan, Blake	HB
	Brooks, Ronnie	OL	6-4	305	Jr.	Washington, D.C. / Maret School	11	Richardson, Miles	DB
29	Broussard, Jamari	RB	5-11	204	Fr.-2	Jacksonville, Fla. / Atlantic Coast	12	Paschal, Darron	CB
33	Brown, Brandon	LB	6-1	230	Jr.	Summerville, S.C. / Ashley Ridge	12	Stanback, Malik	WR
70	Burger, Josh	OL	6-4	290	Jr.	Aurora, Ohio / Aurora	13	Alstatt, Mason	S
16	Campbell, Cagan	CB	5-10	163	Fr.-2	Tuscaloosa, Ala. / Hillcrest / Jacksonville State	14	Walker, Isaiah	S
77	Campbell, Elliott	OL	6-6	290	So.	Lugoff, S.C. / Lugoff-Elgin	15	Jackson, Calvin III	WR
79	Carnazzo, Ben	DL	6-0	300	Fr.	Newnan, Ga. / The Heritage School	16	Campbell, Cagan	CB
34	Carter, Luke	K/P	6-1	205	Sr.	Florence, S.C. / Wilson	17	Yarbough, Dre	CB
4	Cobb, Keyvaun	DB	5-11	178	Fr.	Black Mountain, N.C. / Christ School	18	Derrick, Peyton	QB
93	Contee, Josh	DL	6-2	330	Jr.	Elkridge, Md. / Our Lady of Good Counsel	18	Redwood, Dimitri	S
81	Cooper, Corey	WR	5-11	190	So.	New Bern, N.C. / Havelock	19	Allen, Jacquez	RB
67	Cottrell, Paxton	OL	6-2	275	Fr.-2	Aynor, S.C. / Aynor	20	Anderson, Donavan	CB
71	Craig, Anthony "Kobe"	OL	6-4	278	So.	Norfolk, Va. / Norview	21	Annoor, Tahir	CB
72	Cromer, Jysaiah	OL	6-4	260	Fr.	Spartanburg, S.C. / Broome	21	Walker, Nathan	FB
18	Derrick, Peyton	QB	6-2	195	So.	Conway, S.C. / Conway / Appalachian State	22	Johnson, Omari	S
90	Drag, Jacob	DL	6-4	245	Fr.	Chapin, S.C. / Chapin	23	Parker, Landon	TE
50	Duckworth, Andrew	LB	6-0	230	So.	Afton, Tenn. / Greeneville	24	Scroggs, Jack	LB
73	Epting, Zach	OL	6-2	290	Jr.	Greenville, S.C. / Christ Church	25	Harrington, John Jr.	CB
55	Gardner, Chad	OL	6-2	290	So.	Boiling Springs, S.C. / Boiling Springs	25	Riazzi, Andy	FB
91	Garnett, James	DL	5-11	267	Fr.-2	Augusta, Ga. / Augusta Prep	26	Hazel, Jay	CB
64	Gass, Tayvian	OL	6-5	310	Fr.	Sumter, S.C. / Sumter	27	Gbese, George	CB
27	Gbese, George	CB	5-8	180	Sr.	Murfreesboro, Tenn. / Oakland	28	Lovelace, Ryan	RB
87	Gerber, Brater	WR	6-3	205	So.	Chapel Hill, N.C. / East Chapel Hill	29	Broussard, Jamari	RB
49	Gliarmis, Walker	K/P	5-8	170	Fr.-2	Wilson, N.C. / Fike / Appalachian State	30	Zehr, Jackson	DB
57	Graham, Max	OL	6-1	270	Fr.-2	Myrtle Beach, S.C. / Myrtle Beach	31	Neal, T.J.	LB
78	Greenlee, Quashon	OL	6-2	270	Fr.-2	Anderson, S.C. / T.L. Hanna	32	Suggs, Evan	RB
39	Grove, Nyle	CB	5-8	178	So.	Evans, Ga. / Augusta Christian	33	Brown, Brandon	LB
44	Hallman, Coltin	K/P	6-0	178	Fr.	West Columbia, S.C. / River Bluff	34	Carter, Luke	K/P
25	Harrington, John Jr.	CB	6-1	175	Fr.	Katy, Texas / Seven Lakes	35	Mulligan, Irvin	RB
26	Hazel, Jay	CB	6-0	185	Fr.	Beaufort, S.C. / Whale Branch	35	Rogers, Jaxen	S
59	Hellgeth, Cameron	LB	6-2	235	Fr.	Palmetto, Ga. / Trinity Christian	36	Russell, Rett	LB
38	Henis, Dawson	K/P	6-0	175	So.	Lexington, S.C. / River Bluff	37	Barnes, Logan	LB
82	Hill, Jason	WR	5-11	185	Sr.	Spartanburg, S.C. / Boiling Springs	38	Henis, Dawson	K/P
62	Hogan, Al	OL	6-4	290	Fr.-2	Fayetteville, Ga. / Landmark Christian	39	Grove, Nyle	CB
9	Horton, Mikel	DL	6-1	290	Jr.	Lexington, Ky. / Bryan Station	41	Wilson, Jireh	LB
15	Jackson, Calvin III	WR	5-11	195	Fr.	Chattanooga, Tenn. / Red Bank	42	Wilson, DT	LB
58	Jeresaty, Blake	OL	6-2	290	Jr.	Charleston, S.C. / Bishop England	43	Moore, Shaun	LB
22	Johnson, Omari	S	6-0	195	So.	Ladson, S.C. / Stratford	44	Hallman, Coltin	K/P
89	Karas, Nick	TE	6-4	225	Sr.	Waxhaw, N.C. / Cuthbertson	45	Beckett, Joe	LB

6	Khayo, RJ	WR	5-9	160	Fr.	Cincinnati, Ohio / Archbishop Moeller	46	Beckley, John	LB
68	Kurz, Zak	OL	6-5	280	So.	West Chester, Ohio / St. Xavier	47	Titus, Ryan	LB
85	Lifson, Josh	TE	6-3	228	Fr.-2	Anchorage, Ky. / Kentucky Country Day / Air Force Prep	48	Barnes, Tanner	DL
80	Lindsey, Dorian	WR	6-0	195	Sr.	Greer, S.C. / Greer	49	Gliarmis, Walker	K/P
28	Lovlace, Ryan	RB	5-9	200	Jr.	Sugar Hill, Ga. / North Gwinnett	50	Duckworth, Andrew	LB
61	Lufkin, Austin	DL	6-3	280	Jr.	Clifton, Maine / Brewer	52	Mangum, Thad	DL
2	Luther, T.J.	WR	6-1	185	So.	Arcadia, Fla. / Port Charlotte	53	Pell, Jackson	OL
52	Mangum, Thad	DL	6-2	290	Sr.	Greenville, S.C. / Christ Church	54	Michaux, Jeremy	OL
99	Mason, Micheal	DL	6-3	230	Fr.	Effingham, S.C. / South Florence	55	Gardner, Chad	OL
54	Michaux, Jeremy	OL	6-6	300	Fr.	St. Augustine, Fla. / St. Augustine	56	Wells, James	LB
94	Mitchum, Ben	DL	5-10	315	Fr.	St. George, S.C. / Summerville	57	Graham, Max	OL
92	Mizell, Eric	DL	6-2	265	Fr.	Alabaster, Ala. / Thompson	58	Jeresaty, Blake	OL
86	Moore, Garrison	TE	6-5	245	Jr.	Columbia, S.C. / Ben Lippen	59	Hellgeth, Cameron	LB
43	Moore, Shaun	LB	6-1	227	Jr.	Columbia, S.C. / Spring Valley	60	Springer, Collin	LS
11	Morgan, Blake	HB	5-9	190	Sr.	St. Johns, Fla. / Creekside	61	Lufkin, Austin	DL
4	Mosley, Miller	QB	5-11	190	Jr.	Mobile, Ala. / St. Paul's Episcopal / Air Force	62	Hogan, Al	OL
35	Mulligan, Irvin	RB	5-10	207	Fr.	Beaufort, S.C. / Whale Branch	63	Scruggs, Josh	LS
31	Neal, T.J.	LB	6-1	215	So.	Hendersonville, Tenn. / Hillsboro	64	Gass, Tayvian	OL
8	Newman, Joe	QB	5-11	185	Sr.	Riverdale, Ga. / Charles Drew	65	Alvarez, Forrest	LS
23	Parker, Landon	TE	6-2	200	Fr.-2	Concord, N.C. / Mt. Pleasant	66	Ralph, Michael	OL
12	Paschal, Darron	CB	5-10	190	Jr.	Atlanta, Ga. / Westlake	67	Cottrell, Paxton	OL
53	Pell, Jackson	OL	6-4	295	Fr.	Summerville, S.C. / Ashley Ridge	68	Kurz, Zak	OL
	Phelps, Kent	RB	5-11	185	Jr.	Hagerhill, Ky. / Paintsville	69	Ronan, Liam	OL
95	Prince, Corey	DL	6-0	280	So.	Lauderhill, Fla. / Chaminade-Madonna	70	Burger, Josh	OL
66	Ralph, Michael	OL	6-4	285	Sr.	Loveland, Ohio / Loveland	71	Craig, Anthony "Kobe"	OL
18	Redwood, Dimitri	S	6-2	200	Sr.	North Ridgeville, Ohio / Midview	72	Cromer, Jysaiah	OL
25	Riazzi, Andy	FB	6-1	210	Jr.	Dayton, Ohio / Bishop Fenwick	73	Epting, Zach	OL
11	Richardson, Miles	DB	5-10	180	Fr.	Atlanta, Ga. / Chapel Hill	74	Russo, Nick	OL
35	Rogers, Jaxen	S	5-11	190	Fr.-2	Mt. Pleasant, S.C. / Wando	75	Basinger, Justus	OL
69	Ronan, Liam	OL	6-3	290	Sr.	Lexington, S.C. / Lexington	77	Campbell, Elliott	OL
36	Russell, Rett	LB	6-3	190	Fr.-2	Acworth, Ga. / Allatoona	78	Greenlee, Quashon	OL
74	Russo, Nick	OL	6-2	290	Fr.-2	Chester, N.J. / St. Joseph Regional	79	Camazzo, Ben	DL
9	Sanders, KeiAndre	WR	5-8	155	Fr.	Birmingham, Ala. / Shades Valley	80	Lindsey, Dorian	WR
24	Scroggs, Jack	LB	6-0	230	Fr.	Buford, Ga. / Buford	81	Cooper, Corey	WR
63	Scruggs, Josh	LS	6-0	245	So.	Batesburg-Leesville, S.C. / Batesburg-Leesville	82	Hill, Jason	WR
88	Smith, Zach	TE	6-4	260	Fr.-2	Ararat, Va. / Mt. Airy (N.C.)	84	Welsh, Jim	WR
60	Springer, Collin	LS	5-11	205	Fr.-2	Leesville, S.C. / Newberry	85	Lifson, Josh	TE
12	Stanback, Malik	WR	6-1	175	Fr.	Rockingham, N.C. / Richmond	86	Moore, Garrison	TE
10	Strawter, Ulysses	S	5-10	185	Jr.	Chattanooga, Tenn. / Baylor	87	Gerber, Brater	WR
32	Suggs, Evan	RB	6-0	200	Jr.	Boone, N.C. / Watauga	88	Smith, Zach	TE
47	Titus, Ryan	LB	6-1	215	Jr.	Mooresville, N.C. / Davidson Day School	89	Karas, Nick	TE
97	Turrentine, Javonte	DL	6-1	290	Fr.	Conway, S.C. / Loris	90	Drag, Jacob	DL
3	VanCleave, D'mauriaie	RB	5-7	160	So.	Danville, Ky. / Danville	91	Garnett, James	DL
14	Walker, Isaiah	S	6-0	190	Fr.-2	Jacksonville, Fla. / Fleming Island	92	Mizell, Eric	DL
21	Walker, Nathan	FB	6-0	225	So.	Ridgeville, S.C. / Cross	93	Contee, Josh	DL
5	Weirick, Jimmy	QB	5-11	185	Fr.-2	Pickering, Ohio / Pickerington North	94	Mitchum, Ben	DL
56	Wells, James	LB	6-0	210	Fr.	Chapin, S.C. / Chapin	95	Prince, Corey	DL
84	Welsh, Jim	WR	6-1	180	Jr.	Winston-Salem, N.C. / Woodberry Forest (Va.)	97	Turrentine, Javonte	DL
42	Wilson, DT	LB	6-1	235	Sr.	Hartsville, S.C. / Hartsville	98	Ball, Elijah	DL
41	Wilson, Jireh	LB	6-1	220	Sr.	Calhoun, Ga. / Calhoun	99	Mason, Micheal	DL
17	Yarbough, Dre	CB	5-8	165	Fr.-2	Greenwood, S.C. / Greenwood		Brooks, Ronnie	OL
30	Zehr, Jackson	DB	6-1	170	Fr.	Summerville, S.C. / Cane Bay		Phelps, Kent	RB

TERRIERS BY STATE

ALABAMA (5)

Alabaster.....	Eric Mizell
Birmingham.....	KeiAndre Sanders
Mobile.....	Miller Mosley
Prattville.....	Jacquez Allen
Tuscaloosa.....	Cagan Campbell

FLORIDA (7)

Arcadia.....	T.J. Luther
Jacksonville.....	Jamari Broussard
.....	Isaiah Walker
Lauderhill.....	Corey Prince
Longwood.....	Justus Basinger
Saint Johns.....	Blake Morgan
St. Augustine.....	Jeremy Michaux

GEORGIA (16)

Acworth.....	Rett Russell
Atlanta.....	John Beckley
.....	Darron Paschal
.....	Miles Richardson
Augusta.....	James Garnett
Buford.....	Jack Scroggs
Calhoun.....	Jireh Wilson
Dacula.....	Robbie Armstrong
Dawsonville.....	Logan Barnes
Evans.....	Nyle Grove
Fayetteville.....	Al Hogan
Newnan.....	Ben Carnazzo
Palmetto.....	Cameron Hellgeth
Riverdale.....	Joe Newman
Rome.....	Elijah Ball
Sugar Hill.....	Ryan Lovelace

KENTUCKY (5)

Anchorage.....	Josh Lifson
Danville.....	D'mauriaie VanCleave
Hagerhill.....	Kent Phelps
Lexington.....	Mason Alstatt
.....	Mikel Horton

MAINE (1)

Brewer.....	Austin Lufkin
-------------	---------------

MARYLAND (1)

Elkridge.....	Josh Contee
---------------	-------------

NEW JERSEY (1)

Chester.....	Nick Russo
--------------	------------

NORTH CAROLINA (10)

Black Mountain.....	Keyvaun Cobb
Boone.....	Evan Suggs
Chapel Hill.....	Brater Gerber
Concord.....	Landon Parker
Mooresville.....	Ryan Titus
New Bern.....	Corey Cooper

Rockingham.....	Malik Stanback
Waxhaw.....	Nick Karas
Wilson.....	Walker Gliarmis
Winston-Salem.....	Jim Welsh

OHIO (7)

Aurora.....	Josh Burger
Cincinnati.....	RJ Khayo
Dayton.....	Andy Riazzi
Loveland.....	Michael Ralph
North Ridgeville.....	Dimitri Redwood
Pickering.....	Jimmy Weirick
West Chester.....	Zak Kurz

SOUTH CAROLINA (41)

Anderson.....	Quashon Greenlee
Aynor.....	Paxton Cottrell
Beaufort.....	Jay Hazel
.....	Irvin Mulligan
Boiling Springs.....	Donovan Anderson
.....	Chad Gardner
Chapin.....	Jacob Drag
.....	James Wells
Charleston.....	Blake Jeresaty
Columbia.....	Garrison Moore
.....	Shaun Moore
Conway.....	Peyton Derrick
.....	Javonte Turrentine
Effingham.....	Micheal Mason
Florence.....	Luke Carter
Greenville.....	Zach Epting
.....	Thad Mangum
Greenwood.....	Zy Abercrombie
.....	Dre Yarbough
Greer.....	Dorian Lindsey
Hartsville.....	DT Wilson
Ladson.....	Omari Johnson
Leesville.....	Josh Scruggs

.....	Collin Springer
Lexington.....	Forrest Alvarez
.....	Joe Beckett
.....	Dawson Henis
.....	Liam Ronan
Lugoff.....	Elliott Campbell
Mt. Pleasant.....	Jaxen Rogers
Myrtle Beach.....	Max Graham
Ridgeville.....	Nathan Walker
St. George.....	Ben Mitchum
Simpsonville.....	Tanner Barnes
Spartanburg.....	Jysaiah Cromer
.....	Jason Hill
Summerville.....	Brandon Brown
.....	Jackson Pell
.....	Jackson Zehr
Sumter.....	Tayvian Gass
West Columbia.....	Coltin Hallman

TENNESSEE (6)

Afton.....	Andrew Duckworth
Chattanooga.....	Calvin Jackson III
.....	Ulysses Strawter
Hendersonville.....	TJ Neal
Murfreesboro.....	George Gbese
Nashville.....	Tahir Annoor

TEXAS (1)

Katy.....	John Harrington Jr.
-----------	---------------------

VIRGINIA (2)

Ararat.....	Zach Smith
Norfolk.....	Kobe Craig

WASHINGTON, DC (1)

Washington.....	Ronnie Brooks
-----------------	---------------



OFFENSE - OPTION

- LT 66 Michael Ralph (6-4, 285, Sr.)**
78 Quashon Greenlee (6-2, 270, Fr.-2)
- LG 69 Liam Ronan (6-3, 290, Sr.)**
77 Elliott Campbell (6-6, 290, So.)
- C 58 Blake Jeresaty (6-2, 290, Jr.)**
73 Zach Epting (6-2,290, Jr.)
- RG 75 Justus Basinger (6-4, 305, Sr.)**
55 Chad Gardner (6-2, 290, So.)
- RT 70 Josh Burger (6-4, 290, Jr.)**
68 Zak Kurz (6-5, 280, So.)
- TE 89 Nick Karas (6-4, 225, Sr.)**
86 Garrison Moore (6-5, 245, Jr.)
- WR 82 Jason Hill (5-11, 185, Sr.)**
80 Dorian Lindsey (6-0, 195, Sr.)
- QB 8 Joe Newman (5-11,185, Sr.) - OR-**
4 Miller Mosley (5-11, 190, Jr.)
- HB 11 Blake Morgan (5-9, 190, Sr.)**
29 Jamari Broussard (5-11, 204, Fr.-2)
- HB 28 Ryan Lovelace (5-9, 200, Jr.)**
3 D'mauriae VanCleave (5-7, 160, So.)
- FB 21 Nathan Walker (6-0, 225, So.)**
35 Irvin Mulligan (5-10, 207, Fr.)

DEFENSE - MULTIPLE 50

- LDE 52 Thad Mangum (6-2, 290, Sr.)**
5 Robbie Armstrong (6-0, 230, Sr.)
- NT 9 Mikel Horton (6-1, 290, Jr.)**
95 Corey Prince (6-0, 280, So.)
- RDE 61 Austin Lufkin (6-3, 280, Jr.)**
98 Elijah Ball (6-3, 285, Fr.-2)
- OLB 46 John Beckley (6-0, 215, Jr.)**
43 Shaun Moore (6-1, 227, Jr.)
- ILB 45 Joe Beckett (6-2, 235, Jr.)**
47 Ryan Titus (6-1, 215, Jr.)
- ILB 42 DT Wilson (6-1, 235, Sr.)**
33 Brandon Brown (6-1, 230, Jr.)
- OLB 41 Jireh Wilson (6-0, 220, Sr.)**
36 Rett Russell (6-3, 190, Fr.-2)
- CB 27 George Gbesee (5-8, 180, Sr.)**
20 Donovan Anderson (5-11, 180, Jr.)
- FS 18 Dimitri Redwood (6-2, 200, Sr.)**
10 Ulysses Strawter (5-10, 185, Jr.)
- SS 13 Mason Alstatt (6-0, 205, Sr.)**
14 Isaiah Walker (6-0, 190, Fr.-2)
- CB 12 Darron Paschal (5-10, 190, Jr.)**
11 Miles Richardson (5-10, 180, Fr.)

SPECIALISTS

- PK 34 Luke Carter (6-1, 205, Sr.)**
38 Dawson Henis (6-0, 175, So.)
- KO 38 Dawson Henis (6-0, 175, So.)**
34 Luke Carter (6-1, 205, Sr.)
- P 34 Luke Carter (6-1, 205, Sr.)**
38 Dawson Henis (6-0, 175, So.)
- LS 60 Colin Springer (5-11, 205, Fr.-2)**
- HLD 4 Miller Mosley (5-11, 190, Jr.)**
- KOR 2 T.J. Luther (6-1, 185, So.)**
3 D'mauriae VanCleave (5-7, 160, So.)
- PR 3 D'mauriae VanCleave (5-7, 160, So.)**

PRONUNCIATION GUIDE

Mason Alstatt.....	ALL-stat
Justus Basinger.....	BASE-ing-er
Jamari Broussard.....	BREW-sard
Josh Contee.....	CON-tee
Zach Epting.....	EPP-ting
George Gbesee.....	BEE-cee
Blake Jeresaty.....	JER-uh-saw-tee
Mikel Horton.....	Meh-KELL
Nick Karas.....	CARE-as
Lennox McAfee.....	MAC-a-fee
Liam Ronan.....	LEE-am
Jimmy Wierick.....	WHY-rick
Jireh Wilson.....	JYE-rah
Wofford.....	Wah-ford



JOSH CONKLIN

Head Coach • Second Season
 Dakota State '03
 @COACHCONKLIN

Josh Conklin is entering his second season as head coach of the Wofford College football team. In his first season at the helm, the Terriers won the Southern Conference Championship and reached the second round of the NCAA FCS Playoffs.

Wofford announced on Tuesday, January 2, 2018, the hiring of Josh Conklin as head football coach. Conklin, who spent the previous three seasons as the defensive coordinator at the University of Pittsburgh, was an assistant coach at Wofford from 2007-09 working with the secondary. Conklin has additional experience at Florida International, Tennessee, The Citadel and South Dakota State University, serving as the defensive coordinator at Pitt, Florida International and The Citadel.

The 2018 season began with SoCon wins over The Citadel and VMI and the team was 6-2 heading into November. A win over Western Carolina on November 10 secured a 6-2 mark in league play, which was good for a share of the Southern Conference Championship with Furman and ETSU. The Terriers secured the automatic bid to the NCAA FCS Playoffs with the tiebreaker.

In the first round of the playoffs, Wofford defeated Elon 19-7 at Gibbs Stadium. In the second round, the season came to an end with a 13-10 loss to #4 seed Kennesaw State. Conklin was one of only three first-year head coaches to lead his team to the playoffs and he was the only one to earn a victory.

The Terriers had eleven players earn All-Southern Conference honors following the season. In addition, Miles Brown, Justus Basinger and Andre Stoddard were recognized as All-Americans. Wofford ended the season ranked #12 by the FCS Coaches and #13 in the STATS FCS poll. The team was first in the Southern Conference in total defense, scoring defense, rushing defense, passing defense and rushing offense.

"Josh is the complete package," said Wofford College Director of Athletics Richard Johnson. "Having worked here as an assistant under Mike Ayers, he has the Wofford

DNA we were looking for along with a great depth and breadth of external experience. For the past three seasons as a defensive coordinator in the ACC, he has matched wits with some of the best offensive minds in college football. We are thrilled to have him carry on the legacy of Wofford football."

Conklin served as Pitt's defensive coordinator for three seasons. Under Conklin's watch, Pitt has featured one of the most productive pass rushes in the country. The Panthers ranked sixth nationally in sacks in 2016, averaging 3.31 per contest. Pitt compiled 111 sacks during his three seasons.

In 2017, the Panthers ended the season with a 24-14 upset of undefeated and #2 ranked Miami. Pitt had four sacks in the game and held the Hurricanes to 45 rushing yards. Senior cornerback Avonte Maddox was recognized on the All-ACC third team, while junior linebacker Oluwaseun Idowu and junior safety Jordan Whitehead received Honorable Mention All-ACC honors.

Conklin's 2016 unit also boasted lofty national rankings in rush defense (16th, 119.6 yards per game) and defensive touchdowns (eighth, four TDs). The Panthers had a 43-42 win over eventual national champion Clemson in Death Valley to highlight an 8-5 season that culminated in the trip to the Pinstripe Bowl. In his first season as defensive coordinator, Pitt posted an 8-5 record and earned a berth in the Military Bowl.

Defensive end Ejuan Price enjoyed the finest two years of his career playing in Conklin's defense. Price racked up 24.5 sacks over the 2015-16 seasons and was twice selected first team All-ACC. As a senior, he led the conference and ranked second in the country in tackles for loss (1.8 per game) en route to second-team All-America honors. Price was selected by the Los Angeles Rams in the 2017 NFL Draft. In the secondary, safety Jordan Whitehead was an All-ACC selection each of his first two seasons and was the league's 2015 Rookie of the Year.





Conklin joined Pitt after building an impressive resume as FIU's defensive coordinator for two years (2013-14). In his final season, he was nominated for the prestigious Broyles Award after overseeing a unit that ranked first nationally in fumble recoveries (19), second in defensive touchdowns (six), fourth in turnovers gained (33), eighth in turnover margin (plus-11 overall; 0.92 margin per game) and 35th in total defense (363.8 yards per game).

Prior to FIU, Conklin was the safeties coach at the University of Tennessee (2012) and defensive coordinator and safeties coach at The Citadel (2010-11). While at The Citadel, Conklin coached cornerback Cortez Allen, a member of the Pittsburgh Steelers from 2011-15.

Conklin's defenses at The Citadel annually ranked among the best in the Southern Conference. The Bulldogs were especially stingy in scoring defense in 2011, holding their opponents under 20 points in seven of 11 contests (64%).

From 2007-09, Conklin coached the defensive backs at Wofford. He added special teams to his responsibilities in his final season working with the Terriers.

In Conklin's initial two years, Wofford had 33 interceptions. The Terriers led the Southern Conference in 2007 with 20 interceptions and ranked second in 2008 with 13. Wofford advanced to the FCS Playoffs in each of those seasons. In 2007, the Terriers won the second Southern Conference title in school history and led the league in scoring defense. After an historic win at Montana in the first round of the playoffs, the Terriers

were defeated in the quarterfinals by Richmond. Cornerback Brian Kemp was named second team All-Southern Conference.

The 2008 season was capped with a loss to James Madison in the first round of the playoffs to end the year at 9-3. Safety Jason Leventis and cornerback Mychael Johnson earned second team All-Southern Conference honors as the team was second in the league in interceptions. While working with the specialists in 2009, punter Chris Tommie was named first team All-Southern Conference with a 43.8 average.

Conklin's coaching career was launched at South Dakota State, where he served as a graduate assistant in 2003 and 2004. He then was promoted to a full-time post with the Jackrabbits, coaching the secondary and special teams in 2005 and 2006. In 2006, SDSU finished 21st in the nation and ranked second in the conference in pass defense.

Conklin is a 2003 graduate of Dakota State University. He was a starting linebacker and Academic All-American for the Trojans. A native of Gillette, Wyoming, Conklin was born June 19, 1979.

In addition to his bachelor's in physical education from DSU, Conklin also earned a master's in sport administration from South Dakota State. He and his wife, Molly, have two children - son Clark and daughter Millie. His brother-in-law, Al Clark III, was a four-year letterman at Wofford and graduated in 2002, while his father-in-law, Al Clark, Jr., was also a four-year football letterman at Wofford and graduated in 1976.



JOSH CONKLIN YEAR BY YEAR

Year	School	Position	Notes
2003	South Dakota State	Graduate Assistant	7-4
2004	South Dakota State	Graduate Assistant	6-5
2005	South Dakota State	Secondary	6-5
2006	South Dakota State	Secondary	7-4
2007	Wofford	Secondary	9-4 (SoCon Champions)
2008	Wofford	Secondary	9-3 (FCS Playoffs)
2009	Wofford	Secondary	3-8
2010	The Citadel	Defensive Coordinator	3-8
2011	The Citadel	Defensive Coordinator	4-7
2012	Tennessee	Secondary	5-7
2013	Florida International	Defensive Coordinator	1-11
2014	Florida International	Defensive Coordinator	4-8
2015	Pittsburgh	Defensive Coordinator	8-5 (Military Bowl)
2016	Pittsburgh	Defensive Coordinator	8-5 (Pinstripe Bowl)
2017	Pittsburgh	Defensive Coordinator	5-7
2018	Wofford	Head Coach	9-4 (SoCon Champions)





FREDDIE BROWN

*Wide Receivers
Ninth Season
South Carolina '09*
@COACHFB3

Freddie Brown III is entering his ninth season on the staff coaching the wide receivers. His recruiting area is central North Carolina, central Florida and south Florida.

Last season Jason Hill led the team in receiving with 26 catches for 278 yards and two touchdowns, while freshman T.J. Luther had a team-high 323 receiving yards and four touchdowns. Overall the 1,502 passing yards for the Terriers were the most since the 2008 season as the team averaged 115.5 receiving yards per game. The team won the 2018 Southern Conference Championship and reached the NCAA FCS Playoffs. During the 2017 season, R. J. Taylor was the team leader in receiving with 24 catches for 349 yards and a touchdown. Jason Hill added 17 receptions for 283 yards and a pair of touchdowns. The team averaged 84.2 passing yards per game, an increase of over 20 yards a game over the previous season. The team posted a 10-3 overall record and won the Southern Conference Championship with a 7-1 mark.

In 2016, Jason Hill led the wide receivers with 11 catches for 127 yards. Big plays were common, as the average catch was for 13.6 yards. The returners on special teams averaged 21.2 yards per kickoff return and 7.2 yards per punt return. R.J. Taylor led the team in 2015 with 14 catches for 186 yards. Overall, 14 of the 54 receptions went for 20 or more yards and the average catch was for 14.1 yards. In 2014, Will Irwin led the team with 19 catches for 289 yards and a pair of touchdowns. For the previous two seasons, Jeff Ashley was the team's leading receiver. During the 2013 season, Ashley had 20 catches for 232 yards and a touchdown. In 2012, he had 17 catches for 301 yards and two touchdowns. His longest reception was for 71 yards at South Carolina.

During his first year on the staff, he worked with Brenton Bersin, who is currently a wide receiver with the Carolina Panthers. Bersin led the team with 26 receptions for 445 yards and was tenth in the SoCon in receiving yards per game. In 2010, Brown was an assistant coach at Spartanburg High School.

As a three-year letterman at South Carolina, Brown had 38 catches for 408 yards and a touchdown at wide receiver. In the fall of 2009, he played one season of football at Liberty as a graduate student. In eleven games he had 21 receptions for 204 yards.

At Byrnes High School, he caught 68 passes for 978 yards and 14 touchdowns during his senior season. Brown played in the 2004 North-South All-Star Game. In his two previous seasons at Robinson High School in Charlotte, he caught 86 passes for 1,486 yards and 16 touchdowns. He also played basketball at Robinson High, scoring 1,269 points and earning Conference Player of the Year honors.

Brown graduated from the University of South Carolina in 2009. His father, Freddie Brown, graduated from Wofford in 1991 and also served as an assistant coach at his alma mater.



B.J. CONNOLLY

*Tight Ends
Fifth Season
Williams College '84*
@CONNOLLY_BJ

After serving for two seasons as the defensive quality control coach for the Terriers, B.J. Connolly joined the staff in February of 2015 as an assistant coach working with the tight ends. The 25-year coaching veteran has experience at the NAIA, NCAA FCS, NCAA Division III, and high school levels. His recruiting area is the Upstate area of South Carolina.

Last season the tight ends were an integral part of a passing offensive that averaged 115.5 yards per game, the most since the 2008 season. The team won the Southern Conference Championship for the second straight season and advanced to the second round of the NCAA FCS Playoffs. During the 2017 season, the tight ends combined for six catches for 182 yards. Chandler Gouger paced the group with four catches. The team posted a 10-3 overall record and won the Southern Conference Championship with a 7-1 mark. The Terriers reached the NCAA FCS Quarterfinals for the second straight season.

In 2016, Chandler Gouger led the team in catches with 13 and receiving yards with 205. He had three touchdown catches, which led the squad. In his first season with the tight ends, Zach Muller was second on the team in receptions with seven and he was third in receiving yards with 107.

Prior to assisting at Wofford, Connolly spent four seasons in the local high school ranks. He served as defensive coordinator at Spartanburg High School in 2012, defensive backs and defensive line coach at Chapman High School in 2010 and 2011, and was the defensive backfield coach at Blue Ridge High School in 2009.

He was the defensive line coach and director of football operations at Presbyterian College in 2008. While with the Blue Hose, he coached the Big South Conference's sack leader. Connolly was the assistant head coach and defensive coordinator at Pikeville College in the 2006 season. In 2005, he was a volunteer defensive assistant and video assistant at Wofford.

From 2002-2005, Connolly served in various defensive capacities (defensive coordinator, secondary coach) at California Lutheran University in Thousand Oaks, California. Connolly's defenses ranked first in their conference in 2002 and second in their conference in 2004. Connolly's defense overall led the conference in total sacks in each of his three years with the program, totaling 91 sacks in 27 games.

Connolly worked at Pomona-Pitzer College in Claremont, California, in differing capacities from 1995-2002. During the time frame he served as the defensive coordinator, secondary coach and special teams coordinator. In 1998 (fourth) and 1999 (18th), his Sagehens defenses ranked in the top 20 in NCAA Division III. Overall, during Connolly's seven years with the Sagehens the program won 65 percent of their games at what is considered one of the top academic institutions in the country.

He has also worked on the football staff at Oberlin College in Oberlin, Ohio (1990-95) and Davidson College in Davidson, N.C. (1986-1989). He was the head baseball coach at Oberlin College from 1994-95.

Connolly is a 1984 graduate of Williams College in Williamstown, Massachusetts, where he earned a Bachelor of Arts degree in Psychology. While at Williams, he was a four-year letterman in football and baseball. He also attended graduate school at Syracuse University.

A native of Long Island, New York, Connolly and his wife, Judy, have a daughter, Taylor, and son-in-law Nick Massey.



ROB GREENE

*Defensive Backs
Third Season
Wofford '14*

[@COACHGREENE](#)

Rob Greene joined the Wofford coaching staff in July of 2017, working with the cornerbacks. In January of 2018 he was named the defensive backs coach, along with defensive recruiting coordinator duties. He recruits in southeast Georgia, northern Florida, northeast Ohio, and western Pennsylvania.

Last season the secondary was a key part of a defense that was ranked first in the Southern Conference in total defense, scoring defense, passing defense and rushing defense. The secondary came up with 11 of the team's 13 interceptions on the season, which ranked second in the league. Cornerback George Gbese was named All-Southern Conference first team by the coaches. The team was 9-4 overall and earned the Southern Conference Championship. The Terriers advanced to the second round of the NCAA FCS Playoffs.

In his first season on the staff in 2017, the total defense was second in the Southern Conference and 26th in the nation. The passing defense ranked fifth in the league and was tied for fourth with 11 interceptions. Devin Watson was named All-Southern Conference first team by the media and coaches, as he led the team with four interceptions. George Gbese was second on the team and tied for fourth in the league with three interceptions. The team posted a 10-3 overall record and won the Southern Conference Championship before falling in the NCAA FCS Playoff quarterfinals.

Greene was the defensive graduate assistant at Pittsburgh during the 2016 season. In 2016, Pitt was the only school to have wins over two teams that finished in the top 5 of the final College Football Playoff rankings. The Panthers gave No. 2 Clemson--the eventual national champion--its only loss (43-42) and essentially kept No. 5 Penn State out of the playoff field by defeating the Nittany Lions, 42-39.

Greene joined the Panthers after serving as a graduate assistant wide receivers coach in 2015 at North Greenville University, an NCAA Division II program.

From 2010-13, Greene played wide receiver for Wofford, which made three NCAA Division I playoff appearances and won two Southern Conference titles during his career. As a senior in 2013, he played in nine games and was Named to the Southern Conference Academic Honor Roll and the Southern Conference Fall All-Academic Team. He also participated in the 2013 NCAA Career in Sports Forum. In 2012, he played in all 13 games on the season, with four starts. He recorded two tackles against Lincoln (9/8). In the NCAA Playoffs against New Hampshire (12/1), he had one catch for six yards. He was named to the Southern Conference Academic Honor Roll and the Southern Conference Fall All-Academic Team. He played in two games in 2011 and did not see action in 2010 as a true freshman. He was named to the Southern Conference Academic Honor Roll both seasons.

Greene played as a graduate transfer at North Greenville in 2014, helping the Crusaders defeat Shorter University, 42-16, in the National Christian College Athletic Association (NCCAA) Victory Bowl. He saw action in eight games with three catches for 14 yards on the season.

A magna cum laude graduate of Wofford, Greene earned his bachelor's degree in mathematics. His mother, Lee Ann, also graduated from Wofford and his father, Michael, played football at Presbyterian College.

A native of Spartanburg, Greene was a four-year letterman at Dorman High School for coach Dave Gutshall. He was team captain his senior season in which team was 14-1 and won the state championship. He had 19 catches for 446 yards and three touchdowns in 2009 after playing quarterback the previous three seasons.



TREY JOHNSON

*Offensive Line
Second Season
Wofford '10*

[@JOHNSONCW3](#)

A 2010 graduate of Wofford, Trey Johnson returned to campus in January 2018 as the offensive line coach. He recruits the low country of South Carolina, along with western North Carolina.

In his first season on the staff, the rushing offense was ranked first in the Southern Conference and fifth in the nation at 311.7 yards per game. The offensive line allowed only nine sacks on the season (0.69 per game) to ranked fifth nationally. Four members of the offensive line earned All-Southern Conference honors, with Justus Basinger and Michael Ralph being named first team and Blake Jeresaty and Josh Burger picking up second team honors. Basinger was also named a third team All-American. Overall the team was 9-4 overall and won the Southern Conference Championship. In the NCAA FCS Playoffs, the team advanced to the second round.

He spent the 2017 season as the tight ends coach at Eastern New Mexico. The team was 8-2 overall and averaged 32.4 points per game and 442 total yards per game. He was responsible for teaching veer, gap and base blocking schemes. In addition to assisting with the offensive line he was the assistant special teams coach working with kickoff return and punt coverage.

Prior to Eastern New Mexico, Johnson was the offensive line coach at Thomasville High School in 2016. He also spent two seasons at Mount Airy High School, with one season working with the offensive line and one season with the defensive line.

At Wofford, Johnson was a three-year starter at center and was a member of the 2007 and 2010 Southern Conference Champion teams. He also went to the NCAA Playoffs with the Terriers in 2007, 2008 and 2010. He led the team in knockdown blocks in 2008 with 133 and was second in 2010 with 101.

After redshirting as a freshman, in 2007 he played in nine games on the offensive line and on special teams. He was the starting center for all twelve games in 2008, leading the team in knockdown blocks on the season with 133. He was part of an offensive line that allowed only five sacks all season. In 2009 he started eight of eleven games played at center with 72 knockdown blocks. During the 2010 season he was the starting center for eleven games and recorded 101 knockdown blocks. He was named to the Southern Conference Academic Honor Roll and Southern Conference Fall All-Academic Team four times.

Following graduation from Wofford with a degree in history and government, he earned his Juris Doctor in 2014 from the Charleston School of Law.

A 2006 graduate of Mt. Airy High, Johnson helped Mt. Airy to the Northwest I-A conference championship in 2005 with an 11-2 record. He was a three-year starter who helped the Bears to a 30-9 record over that span, while earning all-conference honors on both the offensive and defensive line as a junior and senior. Johnson also lettered in baseball as a pitcher and infielder.



WADE LANG

*Offensive Coordinator/
Quarterbacks
32nd Season
Wofford '83*

The 2019 season marks Lang's 32nd year at his alma mater and 30th as offensive coordinator running the triple option. Lang primarily recruits in the Pee Dee area of South Carolina, including Florence and Myrtle Beach.

Under Lang's direction, Wofford has consistently ranked among the national leaders in team rushing, total offense and scoring. Wofford has finished either first or second in the Southern Conference in rushing in 20 of the past 22 years and the Terriers have been among the top ten rushing clubs nationally for 22 consecutive seasons.

He has coached some of the most prolific quarterbacks in school history, including All-American Shawn Graves, Travis Wilson, Josh Collier, Ben Widmyer, and Mitch Allen.

Last season the team was 9-4 overall and won the Southern Conference Championship. The Terriers advanced to the second round of the NCAA FCS Playoffs. The rushing offense finished first in the league and fifth in the nation at 311.7 yards per game. The passing offense had 115.5 yards per game. Joe Newman threw for over 1,000 yards, giving the Terriers back-to-back 1,000 yard passers for the first time since 2007 and 2008. The total offense was third in the SoCon and 32nd in the nation.

During 2017, Wofford was 10-3 overall and reached the NCAA FCS quarterfinals for the second straight season. The rushing offense was second in the league and eighth in the nation at 244.8 yards per game. The passing offense added 102.8 yards per game as Brandon Goodson became the first quarterback to throw for over 1,000 yards since 2008. In 2016, the Terriers reached the NCAA FCS quarterfinals with a 10-4 record. The rushing offense was fourth in the nation and second in the Southern Conference at 279.6 yards per game.

In 2012, the Terriers were second in the nation in rushing at 349.69 yards per game. The 4,546 total rushing yards were the most in a single season in school history, topping the mark set in 2011. In 2011, Wofford led the nation in rushing with 364.58 yards per game. Overall, the total offense was seventh in the nation 444.7 yards per game.

The Terriers led the nation in rushing in 2010 with 297.77 yards per game and the team was second in passing efficiency. During the 2009 season, the team was second in the nation in rushing offense. In 2008, the offense had over 400 total yards in all but one game as they averaged 467.17 yards per game to finish second in the nation. The rushing offense was second in the nation with 339.75 yards per game and the scoring offense was sixth in the nation. The passing game led the nation in passing efficiency and quarterback Ben Widmyer set a new school mark in completion percentage.

During the 2007 season, Wofford won the Southern Conference Championship. The team set school records with 5,559 total yards, 444 points, and 295 first downs. The rushing offense averaged 309.69 yards per game, which was second in the nation in the FCS. The 771 carries by the Terriers also led the nation in 2007.

In 2006, the Terriers were first in the SoCon and second in the nation in rushing with an average of 264.5 yards per game. Wofford placed second in the nation in team rushing in 2002 with an average of 342.2 yards per contest. The 2003 Terriers were the SoCon's highest scoring team in league games with 246 points (30.8 per game) in their run to an 8-0 record and the SoCon championship.

After graduating from Wofford with a bachelor of arts degree in 1983, Lang spent five years as an assistant coach at East Tennessee State. He served as a graduate assistant (1983-84), receiver and tight end coach (1985-86), and outside linebacker coach and recruiting coordinator (1987).

Lang played football, basketball and baseball at Plant City (Fla.) High School. He started at quarterback for two years and was a Second Team All-Western Conference selection his senior season.

As a Terrier, he lettered all four years at wingback (1979-82). He earned All-District honors as a junior and senior as he led the team in reception yards. Lang was named an honorable mention All-America his senior year as he co-captained Wofford to an 8-3 record. Lang has several entries in the Wofford record book including the fifth-longest kickoff return in school history with a 95-yard touchdown against Gardner-Webb in 1980. He holds the school record with a 30.0 kickoff return average in 1980 and also holds the season mark with four two-point conversions in 1981.

Wade and his wife, Cheryl, reside in Moore, S.C.



TREY McCRAY

*Outside Linebackers
Second Season
Furman '11
@TREYMCCRAY*

Trey McCray joined the staff as outside linebackers coach and special teams coordinator in June of 2018. McCray spent the previous three seasons as the outside linebackers coach at Gardner-Webb University. He recruits the Charlotte area, along with western South Carolina and eastern and central Tennessee.

In his first season with the Terriers, the defense was ranked first in the Southern Conference in total defense, scoring defense, passing defense and rushing defense. The team was 9-4 overall and won the Southern Conference Championship. In the NCAA FCS Playoffs, the Terriers advanced to the second round. Jireh Wilson led the team in tackles with 59 on the season. On special teams, kicker Luke Carter earned All-Southern Conference honors and the squad was 13th in the nation in net punting.

During his time with the Runnin' Bulldogs, he also assisted with the special teams. Among the standouts he worked with, Chad Geter earned FCS All-America honors in 2016 after leading the Big South with 118 total tackles. Aaron Cook also earned All-Conference honors in 2016. The pair helped Gardner-Webb rank No. 13 nationally in total defense as juniors, spearheading a unit that fared among the nation's top-25 in seven total defensive categories – including third nationally in third down conversion defense.

McCray joined the Runnin' Bulldogs after spending three seasons coaching the same position at North Greenville University. He is the son of Gardner-Webb head coach Carroll McCray and the nephew of Arizona Cardinals assistant special teams coach Randall McCray.

McCray spent the 2012-2014 seasons coaching outside linebackers at North Greenville University. He handled play-calling duties for the Crusaders' defense for two seasons – which included a 7-5 record and a 42-16 win over Shorter in the 2014 NCCAA Victory Bowl.

One of his players, linebacker Taylor Anderson, earned BSN All-Super Region 2 honorable mention accolades after recording 123 total tackles in 2014. Anderson also earned honorable mention All-America honors from USA College Football and first-team All-NCCAA honors.

In 2013, linebacker Braelen Meredith earned first-team NCCAA All-America honors after pacing the Crusaders' defense with 89 total tackles, 13.0 tackles for loss and 4.5 sacks. McCray also coached standout Jonathan Sharpe in 2012, with Sharpe later earning an NFL training camp slot with the Indianapolis Colts.

McCray graduated from Furman in 2011 with a degree in business administration and spent four years with the Paladins' football squad as a tight end under head coach Bobby Lamb. He earned his MBA from North Greenville in 2014.

He played prep football at Rossvie (Tenn.) High under coach Brian Bell, earning All-State, All-Region and All-Area honors at defensive end during his senior season. McCray and his wife, Chelsea, have a son Charlie and reside in Greer, S.C.



DANE ROMERO

*Running Backs
Fifth Season
Wofford '09*

[@COACHROMERO_18](#)

Dane Romero returned to his alma mater as an assistant coach in the spring of 2015 and is now entering his fifth season working with the halfbacks and fullbacks. In 2018 he added offensive recruiting coordinator responsibilities. He recruits in southwestern and central Ohio, including Cincinnati, Dayton, and Columbus, along with the area east of Atlanta in Georgia.

Last season the Wofford rushing offense led the Southern Conference and was fifth in the nation at 311.7 yards per game. Fullback Andre Stoddard led the team with 913 yards and 11 touchdowns, earning All-Southern Conference first team honors and second team All-America honors. Five different running backs had over 200 yards rushing, with seven backs scoring touchdowns. Overall the team was 9-4 on the season and won the Southern Conference Championship. He reached the NCAA FCS Playoffs for the fifth time (two as a player, three as a coach), advancing to the second round.

During the 2017 season, the rushing offense was second in the Southern Conference at 244.8 yards per game and was eighth nationally. Fullback Andre Stoddard was named All-Southern Conference first team by the media and second team by the coaches with 825 yards and 15 touchdowns. The 15 touchdowns by Stoddard were tied for the most in the league. Four different running backs had over 100 yards rushing, while five had touchdowns. The team posted a 10-3 overall record and won the Southern Conference Championship with a 7-1 mark.

In 2016, the Wofford rushing offense was second in the league and fourth in the nation at 279.6 yards per game. Fullback Lorenzo Long led the team, and the Southern Conference, with 106.3 yards per game. His 1,424 rushing yards were the fifth most in a single season in school history. He was named first team All-Southern Conference by the coaches and media, along with being named a third team All-American by the *Associated Press*. He scored 18 rushing touchdowns and ended his career third in school history with 43 rushing touchdowns. Six different running backs scored touchdowns on the season, while seven had more than 100 rushing yards on the year.

In his first season with the Terriers the rushing offense was second in the Southern Conference and fourth in the nation at 300.2 yards per game. Fullback Lorenzo Long was named second team All-Southern Conference by the coaches and media, as he rushed for 962 yards to finish fourth in the league. His eight rushing touchdowns ranked seventh in the conference. A total of six different running backs for touchdowns during the season.

He began his coaching career at Brevard College, where he worked with the fullbacks in 2009. Prior to returning to Wofford, he was working in private business.

Romero ranks 15th in school history with 1,954 career rushing yards and is fifth in school history with 32 rushing touchdowns. He earned first team All-Southern Conference honors his senior season as he led the league in scoring. He ran for 23 touchdowns, which is second in school history behind Shawn Graves (24). Romero was named a first team All-American by The Sports Network as he posted 1,078 yards on 210 carries in 12 games. As a junior, Romero played in ten games for the Terriers with 41 carries for 360 yards and five touchdowns. He started ten games as a sophomore and was Wofford's fourth-leading rusher with 335 yards on 51 carries.

He initially came to Wofford as a quarterback, earning a backup role along with Ben Widmyer behind Josh Collier as a freshman. He was named SoCon Freshman of the Week following his efforts against Gardner-Webb with nine carries for 110 yards and two touchdowns. Romero ended his freshman year with 181 yards rushing and two touchdowns on 18 carries. He was inducted into the Wofford College Athletics Hall of Fame in the fall of 2014.

Romero earned a bachelor's degree in finance from Wofford in 2009. He also earned a master's degree in special education and teaching. He and his wife, Kristen, have a son, Stone, and a daughter, Whitley.



SAM SIEFKES

*Defensive Coordinator/ILB
Second Season
Wisconsin-Lacrosse '14*

[@COACHSIEFKES](#)

Sam Siefkes was named the defensive coordinator and inside linebackers coach at Wofford in January of 2018. He will recruit north Georgia, Chattanooga and the greater Chicago area.

In his first season at Wofford, the defense was ranked first in the Southern Conference in total defense, scoring defense, passing defense and rushing defense. Nationally the squad was 12th in total defense and eighth in scoring defense. The team posted a 9-4 overall record and won the Southern Conference Championship. In the NCAA FCS Playoffs, the Terriers advanced to the second round.

The 2017 season marked Sam Siefkes' second year at UW-Platteville and as defensive coordinator for the Pioneers. Last season the team was 7-3 overall. The defense allowed only 18.9 points per game and posted three shutouts. In 2016, Sam helped lead UW-Platteville an 8-3 record and a playoff appearance. The season ended with a 32-31 loss to Saint John's (Minn.).

Before going to UW-Platteville, Siefkes served as a graduate assistant defensive coach for University of Wisconsin Badgers. While with the Badgers, he worked directly with defensive coordinator Dave Aranda and the defensive line during practice and team meetings. Aranda is currently the defensive coordinator/linebackers coach/associate head coach at LSU.

Prior to working with the Badgers, he worked with the Florida International University football team in Miami, Florida, along with Wofford head coach Josh Conklin. In addition, he worked at the University of Wisconsin-La Crosse from 2012-14. Siefkes coached defensive backs, linebackers, and specialists while with the Eagles.

In addition to coaching, Siefkes has experience in strength and conditioning with the Air Force Academy. Siefkes received a Bachelor of Science in Exercise and Sports Science from University of Wisconsin-La Crosse and a Masters of Science in Educational Leadership and Policy Analysis (Intercollegiate Athletic Administration) from the University of Wisconsin-Madison.



ALLEN SMITH

*Defensive Line
Second Season
Wofford '12*

@COACHASMITH

Allen Smith returned to Wofford as the defensive line coach in January of 2018 after one season at VMI. He will recruit in the midlands of South Carolina, areas west of Atlanta, Georgia, along with Maryland, District of Columbia and northern Virginia.

Last season the rushing defense was first in the Southern Conference and ninth in the nation with 104.0 yards per game allowed. The total defense was first in the league and 12th in the nation. Miles Brown led the defensive line with 46 tackles, 9.5 tackles for loss and 5.0 sacks as he earned first team All-Southern Conference honors and was named a third team All-American. Mikel Horton added second team All-Southern Conference honors. Overall the team was 9-4 on the season and won the Southern Conference Championship. The Terriers advanced to the second round of the NCAA FCS Playoffs.

In 2017 as the defensive line coach at VMI, the Keydets had 20 sacks, which was fifth in the SoCon, and 69 tackles for loss. He spent the 2016 season at Duke University serving as a football operations assistant working primarily with the Blue Devil defense. During the 2015 season he was as a graduate assistant coach at Appalachian State, helping the Mountaineers to an 11-2 record and Raycom Media Camellia Bowl championship with a 31-28 victory over Ohio. Appalachian State became the first team to win a bowl game in its first season as a full-fledged member of Division I-A/FBS.

Smith arrived at Appalachian State after serving the 2014 season as an assistant coach at Calhoun County High School in St. Matthews, S.C. In his lone campaign at Calhoun County, he served as special teams coordinator and coached the Saints' outside linebackers, halfbacks and tight ends and helped lead the squad to a 7-3 record. Before joining the coaching ranks, Smith served as a counselor and site coordinator for A&A Youth Community Learning Center in Columbia, S.C., and completed an internship with the Carolina Panthers, focusing on sponsor sales and services, community relations and ticket sales.

Smith was a four-year letterwinner as a defensive end at Wofford from 2009-12. He helped the Terriers to a share of Southern Conference championships in 2010 and 2012, along with three NCAA Division I FCS playoff appearances.

After redshirting as a freshman at Wofford, he played in eight games during the 2009 season. He added eight games, along with one start, in 2010. As a junior he played in all twelve games and during his senior season played in seven games.

He was a three-year letterman at defensive end at Keenan High School. He set a single-season record at Keenan as a senior with 92 tackles and added 11 sacks, 15 tackles for loss, nine blocked kicks and three forced fumbles. He was named an all-area selection along with North/South All-Star honors and named the Region 4-AA and *The State* Defensive Player of the Year.

A native of Columbia, S.C., Smith graduated from Wofford in 2012 with a degree in business economics. He and his wife, Joy Cheek, were married in May of 2019. Cheek is currently an assistant coach for the Clemson University women's basketball team.



BRYAN WHITEHEAD

*Assistant Defensive Backs
Second Season
Wisconsin-Platteville '14*

@COACHBWHITEHEAD

Bryan Whitehead is in his second season with the Terriers and first season as assistant defensive backs coach. He will work primarily with the safeties along with Rob Greene. He recruits Alabama, Kentucky and the Chicago area.

In 2018 he served as defensive quality control coach and video coordinator for the Terriers. He assisted defensive coordinator Sam Siefkes and staff in scouting upcoming opponents, along with video and statistical analysis. For the previous two seasons he was on the coaching staff at Wisconsin-Platteville. In 2017 he was the defensive backs coach and recruiting coordinator after serving as the safeties coach in 2016. The Pioneers were 15-3 overall in his two seasons, with the team reaching the NCAA Division III Playoffs in 2016.

Whitehead was a three-year letterwinner for the Pioneers as a wide receiver and defensive back from 2012-14, helping the team to the first ever playoff appearance in 2013. He played professionally for one season for the Fursty Razorbacks in Germany before beginning his coaching career at Glenbard South High School in the fall of 2015.

A native of Elgin, Illinois, he graduated from Larkin High School. He received his bachelor's degree in Health and Human Performance from UW-Platteville in 2014. He and his wife, Ilse, were married in July 2019.



**JOSH
MEDLER**

*Strength and Conditioning
Seventh Season
Hanover '02*

@WOFFORDSTRENGTH

Josh Medler is in his seventh season as Director of Strength and Conditioning at Wofford. He joined the staff in June of 2013 after completing his six seasons on the University of Memphis strength and conditioning staff.

He works primarily with the football team, while overseeing the strength and conditioning development for all 19 sports at Wofford.

While at Memphis for six seasons, he was responsible for the men's and women's soccer teams, volleyball team, and the men's and women's track sprinters, as well as assisting with football and baseball.

Prior to his return to Memphis in 2007, Medler was the head strength and conditioning coordinator for Union Public Schools in Tulsa, Okla. As the first-ever Union system strength coach, Medler was in charge of building a training program for all freshman, junior varsity and varsity athletic teams. Medler first went to Memphis in the summer of 2004 as a graduate assistant strength and conditioning coach, working with football, baseball, softball, and the track sprinters. Medler graduated with his master's degree in human movement sciences from Memphis in the spring of 2006.

He began his professional career as strength and conditioning coach at Anderson University, a liberal arts NCAA Division III school in Indiana. While at Anderson, Medler was responsible for training the football team and coaching the defensive line.

As a native of Berne, Indiana, Medler was a four-year football letterman at Hanover College, where he earned his bachelor's degree in sociology in 2002.

He is a Certified Strength and Conditioning Specialist (CSCS) through the National Strength & Conditioning Association and is a certified level one club coach by USA Weightlifting. Medler and his wife, Ashley, reside in Spartanburg with their sons, Nythaniel and Moses.



**JOE
LESESNE**

*Football Operations
18th Season
Erskine '59*

Wofford president emeritus Joe Lesesne is in his 54th year on campus and 18th in his current stint on the football staff.

After serving four years as tight ends coach (2001-04), Lesesne took over the duties as director of football operations. He assisted Head Coach Mike Ayers with budget, travel, and scheduling items as well as the organization of the team's support staff. In 2016, he stepped back in his role to become an advisor to Ayers and the athletic department on campus matters. Under Josh Conklin he continues to be a valuable advisor to the football program.

Lesesne served as president of the college from 1972-2000. He also held Wofford jobs as an assistant professor of history (1964-67), assistant dean of the college and director of the Interim (1967-68), director of development (1968-69), and dean of the college (1969-72).

Lesesne previously served as an assistant coach for the Terriers from 1965-68. He was also an assistant coach at Abbeville High School. He played football at Abbeville as well as basketball and baseball at Erskine College.

Lesesne graduated with a B.A. degree from Erskine College in 1959. He was inducted into the Erskine Academic Hall of Fame in May 2004. Lesesne received his master's degree from the University of South Carolina in 1961 before earning his Ph.D. in history from the University of South Carolina in 1967. He also spent time at the Institute of Educational Management, Harvard University and the U.S. Army War College.

He has been chairman of the board of directors of the National Association of Independent Colleges and Universities (the first Southerner ever to hold the post), president of the Southern University Conference, the National Association of Schools and Colleges of the United Methodist Church, and a member of the board of directors of the American Council on Education.

Lesesne has held the rank of brigadier general and brigade commander in the South Carolina Army National Guard (he now holds the rank of major general, retired).

One of Wofford's residence halls has been named "Joab M. Lesesne Jr. Hall." Located adjacent to the Franklin W. Olin Building, the hall houses nearly 100 upper classmen.

Born Joab Mauldin Lesesne, Jr. on June 21, 1937, in Greenville, S.C., he and his wife, Ruth, have four children and eleven grandchildren. His father, Joab Mauldin Lesesne, Sr., was a 1919 Wofford graduate and former president of Erskine College.

NCAA PLAYOFFS
1990 1991 2003 2007 2008 2010 2011 2012 2016 2017 2018



MEGHAN REIDER

*Director of Football Operations
On-Campus Recruiting
First Season
Valparaiso '18*

Meghan Reider joined the Terriers in July of 2019 as the director of football operations and on-campus recruiting. In this role she manages the day-to-day operations of the program. She plans and coordinates team travel, organizes official visits and is a liaison with the compliance office on recruiting.

Reider spent last season as the recruiting operations assistant at Northwestern University. She assisted in the management of the overall recruiting efforts and executed on-campus, official and unofficial visits with student-athletes. The team reached the Big Ten Championship game and played in the San Diego County Credit Union Holiday Bowl.

While a student at Valparaiso University, Reider worked as the assistant director of football operations. She was the point of contact for travel logistics, worked with team budgeting and business reporting, along with working with summer camps and special events.

She is a 2018 graduate of Valparaiso University with a degree in sports management. She also worked a summer for the Great Lakes Loons (A-Dodgers) and volunteered at the 2016 NFL Draft in Chicago.



VANDYKE JONES

*Equipment Manager
Third Season
The Citadel '13*
@Wofford_FB_EQ

VanDyke Jones is in his third season as the Terriers equipment manager. He is responsible for all equipment needs for the team for games and practices. Jones handles the purchasing, maintenance and issuance of all football equipment and apparel through Wofford's multi-year contract with adidas.

He began his coaching career at Independence Community College, where he worked with the running backs, wide receivers and special teams. Jones was a running back for four seasons at The Citadel. As a senior he had 41 carries for 249 yards and six touchdowns. During his career, played in 39 games with 195 carries for 1,005 yards and eleven touchdowns.

A native of Norfolk, Virginia, he graduated from Indian River High School where he lettered three times in football. As a senior he was named first team All-Tidewater with 870 rushing yards and nine touchdowns. He received his bachelor's degree in business administration from The Citadel in 2013.



CHANDLER BURKS

*Defensive Quality Control
First Season
Kennesaw State '18*
@BURKS_CHANDLER

Chandler Burks joined the staff in April of 2019 as defensive quality control. He recently completed a stellar career as a quarterback at Kennesaw State. Burks finished his final season with 1,043 passing yards and 10 touchdowns. The Walter Payton Award finalist ran for 905 yards and a single-season FCS quarterback record of 29 rushing touchdowns.

For his career, Burks ran for 3,431 yards and 56 touchdowns and became the first quarterback in Big South Conference history to run and throw for 1,000 yards in the same season. The 56 touchdowns are an all-time Big South record for any position, and Burks finished as the conference's all-time leader in scoring. He also helped Kennesaw State to a 37-12 record through four seasons.

A sports management major from Dallas, Georgia, he became the first player in league history to be voted both the Big South's Offensive Player of the Year and Scholar-Athlete of the Year in the same season. He also was the FCS ADA Scholar-Athlete of the Year.



PAUL HOLMES

*Offensive Quality Control
First Season
Coastal Carolina '14*
@COACHHOLMES5

Paul Holmes joined the staff in 2019 as offensive quality control after spending the last two seasons as an assistant coach at Independence Community College in Kansas. He coached the wide receivers and defensive backs and worked as video coordinator. In 2017, the team was 9-2 overall and featured on the Netflix series "Last Chance U."

Prior to working in the college ranks, he coached for two seasons at Irmo High School. As the wide receivers and defensive backs coach he developed practice plans and assisted in film breakdown and review.

A 2014 graduate of Coastal Carolina with a degree in sport and fitness administration/management, he was a student intern for the football team for three seasons.



ROB O'CONNELL

*Defensive Quality Control
First Season
South Carolina '13*
@RO_Connell

Rob O'Connell will work with the defense in quality control during he 2019 season. A 2013 graduate of the University of South Carolina, he was an assistant football coach at Ridge View High School for five seasons.

He was the head coach at Richard Winn Academy in Winnsboro in 2016, posting an 8-4 record and reached the semifinals of the SCISA playoffs. Prior to joining the staff at Wofford he was the offensive coordinator and quarterbacks coach at Irmo High School.

WOFFORD ASSISTANT COACHES SINCE 1946

Jack Abell 1953	Paul Hamilton 1988	Phillip Pigott 2013-14
James Adams 2010	Lee Hanning 1989-96, 1999-2009	Jerome Riase 2014-17
Kevin Adleman 2013-14	Todd Heldreth 1967-68	Dane Romero 2015-present
Gene Alexander 1958-70	Jason Hill 1994-96	Joel Robertson 1946-52
Ron Antoine 2006-07	Jim Holland 1983	Johnny Roscoe 1984
Bubba Attwood 1982-83	Greg Hood 1995	Hal Shuler 1985-87
Mike Ayers 1980-82	Bobby Ivey 1971-73	Sam Siefkes 2018-present
Yon Boone 2008-2009	Aaron Johnson 2008-14	Sam Sloan 1974
Bill Bradshaw 1986	Bruce Johnson 2000	Bill Small 1956
Jim Brakefield 1953-66	Eddie Johnson 1998	Allen Smith 2018-present
Freddie Brown 1999-2005	Trey Johnson 2018-present	Wray Smith 1974-75
Freddie Brown III 2011-present	Peter Kalinowski 2010-14	Kelly Sparger 1978-79
ShaDon Brown 2011-15	Buddy King 1974-75	George Stapleton 1948-52
Tom Bryant 1988-90, 1995-99	Bruce Lackey 1995-2006	Mike Starnes 1979-81
Mike Bugar 1971-76	Wade Lang 1988-present	Wilber Stevens 1947-52
David Byrd 1975-76	Terry Lantz 2000-10	Mark Strickland 1984
Josh Conklin 2007-2009	Jeff Leach 1988	James Talley 1983-93
B.J. Connolly 2015-present	Joab Lesesne 2001-04	Billy Taylor 1991-96
John Craig 1977-78	Brian Mance 2015-16	Jack Teachey 1994-2013
Ladson Cabbage 1977-87	Brad McAbee 1993	John Ubertino 1997
Pete Davila 1998	William "Jeep" McCarren 1953-61	Bob Umberg 1994-95
Fisher DeBerry 1969-70	Trey McCray 2018-present	Ralph Voyles 1980-96
Phil Dickens 1940	John Morton 1998	Jimmy Mack Wallace 1974-75, 1983-84
Pat Dunfee 1987	Robert Muirhead 1962-66, 1971-73	Drew Watson 1990-2001
Tommy Elrod 2002	Jim Myers 1947	Jon Wheeler 2017
Ilir Emini 2018	Eric Nash 2003-17	Bryan Whitehead 2019-present
Mitch Flannery 1996-97	Thomas Neel 1998-06	Mac Wier 1976
Nathan Fuqua 2005-16	Jim Ness 1976	Phil Wilks 1985-87
Greg Gasparato 2015-17	Bill Parker 1977-82	Shiel Wood 2007-2012, 16-17
Rick Gilstrap 1977	Steve Parker 1981-83	Nate Woody 1988-94, 1997-2012
Rob Greene 2017-present	Jerry Perry 1984	Gary Zingler 1990-94
Freddie Hamilton 1989	Jack Peterson 1969-70	

NCAA PLAYOFFS
 1990 1991 2003 2007 2008 2010 2011 2012 2016 2017 2018

SUPPORT STAFF



JULIA-REAGAN CLARKE
Football Equipment Student Assistant



JACORI McCALL
Football Equipment Student Assistant



DAVID SMITH
Football Equipment Assistant



MIKE SMITH
Football Equipment Assistant



BUCKY TILLOTSON
Offensive Analyst



ZY
ABERCROMBIE
Linebacker
6-0 • 195 • Freshman-2
Greenwood, South Carolina
Emerald High School

2018: Did not see action due to injury ... **HIGH SCHOOL:** Played safety at Emerald High School for coach Tim McMahon ... As a senior, had 82 tackles and four interceptions, including one returned for a touchdown. ... Earned All-State, All-Region and All-Lakelands honors ... During junior season, had 108 tackles and five interceptions, two of which were returned for touchdowns, and was named the team's defensive player of the year ... Also played basketball for Emerald High School ... **PERSONAL:** Son of William Abercrombie and Teresa Wheeler ... Born December 27, 1999 ... Undecided on major ... Brother, Osharmar, played football at Coastal Carolina and had 351 career carries for 1922 yards and 22 touchdowns.



MASON
ALSTATT
Safety
6-0 • 205 • Senior
Lexington, Kentucky
Lafayette High School

2018: Started 12 of 13 games played at strong safety ... Was fifth on the team in tackles with 45, including two for a loss ... Tied for the team lead in interceptions with three and also had a fumble recovery ... Had a team-high eight tackles in the season opener against The Citadel (9/1) ... At Furman (10/13) had four tackles, including one for a loss ... Added an interception of Harris Roberts in the first quarter in the red zone against the Paladins ... Had four tackles against Mercer (10/27) and four tackles at



Western Carolina (11/10) ... Against Presbyterian (11/17) led the team with seven tackles and intercepted a pass in the second quarter that he returned 33 yards to the five-yard line ... In the NCAA FCS Playoffs against Elon (11/24) had two tackles and intercepted a pass at the 13-yard line in the third quarter that he returned 24 yards ... Had three tackles at Kennesaw State (12/1) ... **2017:** Started all 13 games at strong safety ... Finished second on the team with 76 total tackles, including three tackles for loss ... Had five tackles in the season opener against Furman (9/2) ... Recorded six tackles at Mercer (9/9) and added five tackles against Gardner-Webb (9/23) ... Against Western Carolina (10/7) had six tackles ... At The Citadel (10/14) had a season-high ten tackles and forced a fumble that was recovered by Datavious Wilson ... Had six tackles, including a sack, at Samford (10/21) ... Added eight tackles against Chattanooga (11/4) ... At VMI (11/11) led the team with six tackles ... Had six tackles at South Carolina (11/18) ... In the NCAA FCS Playoffs against Furman (12/2) had two tackles and had six tackles at North Dakota State (12/9) ... **2016:** Played in all 14 games ... Finished the season with 21 tackles ... Against Johnson C. Smith (9/17) had four tackles and returned an interception 54 yards for a touchdown in the fourth quarter, along with recovering a fumble in the first quarter ... At Western Carolina (10/8) had three tackles ... Against Mercer (10/29) had two tackles, including a shared tackle for loss ... At Furman (11/5) recorded four tackles ... In the FCS Playoffs at the Citadel (12/3) had two tackles ... At Youngstown State (12/10) had three tackles and was credited with a blocked punt on the Penguins first drive of the game ... **HIGH SCHOOL:** A four-year starter at Lafayette High School ... During his senior season as a running back, had 183 carries for 1,558 yards and 17 touchdowns, along with three receiving touchdowns, five kickoff return touchdowns, and two punt return touchdowns ... Named the Player of the Year in Lexington and runner-up for Mr. Kentucky Football ... Played in the 2015 Best of the Bluegrass All-Star game ... As a junior, had 65 tackles, three interceptions and three fumble recoveries at safety ... Added 27 carries for 304 yards, five catches for 114 yards, and three kickoff return touchdowns ... During his sophomore season had 95 tackles and two interceptions at safety and added 139 rushing yards with a pair of touchdowns ... Named All-City for three seasons and All-State twice ... **PERSONAL:** Son of Adam and Angie Alstatt ... Born January 15, 1998 ... Majoring in business economics.

ALSTATT CAREER STATISTICS

Year	GP/GS	Solo	Asst	Total	TFL-Yds	Sacks-YDS	INT-Yds	PD
2016	14/0	10	11	21	0.5-4	0-0	1-54t	0
2017	13/13	40	36	76	3.0-8	1.0-4	1-0	3
2018	13/12	27	18	45	2.0-3	0.0-0	3-61	1
Totals	30/25	77	65	142	5.5-15	1.0-4	5-115	4



DONAVAN
ANDERSON
Cornerback
5-11 • 180 • Junior
Boiling Springs, South Carolina
Boiling Springs High School

2018: Played in seven games and had three tackles ... Had two tackles against VMI (9/8) and added one tackle against Presbyterian (11/17) ... Also returned one punt against The Citadel (9/1) ... **2017:** Played in ten games and recorded five total tackles, all of which were on special teams ... Had one tackle at Presbyterian (9/30) ... Recorded two tackles against Western Carolina (10/7) and two at ETSU (10/28) ... Saw action in the NCAA FCS Playoff game at North Dakota State (12/9) ... **HIGH SCHOOL:** A two-year starter at cornerback for head coach Rick Tate at Boiling Springs High School ... During his senior year, recorded 50 tackles and had two interceptions as the team was 13-2 overall ... Named All-Conference and earned a spot in the North-South All-Star Game ... As a junior, had 50 tackles and a pair of interceptions ... Also competed on

the track team ... **PERSONAL:** Son of Stephanie Martin ... Born December 5, 1998 ... A business economics major.

ANDERSON CAREER STATISTICS

Year	GP/GS	Solo	Asst	Total	TFL-Yds	Sacks-YDS	INT-Yds	PD
2017	10/0	1	4	5	0.0-0	0.0-0	0-0	0
2018	7/0	3	0	3	0.0	0.0-0	0-0	0
Totals	17/0	4	4	8	0.0-0	0.0-0	0-0	0



ROBBIE ARMSTRONG
Defensive Line
6-0 • 230 • Senior
Dacula, Georgia
Archer High School **5**

2018: Played in 11 games ... Moved from linebacker to defensive line ... Recorded a total of 12 tackles and one sack ... In the season opener against The Citadel (9/1) had two tackles ... At Gardner-Webb (9/29) had two tackles, including a sack ... At Furman (10/13) had two tackles ... At Western Carolina (11/10) had three tackles, one of which was for a loss ... **2017:** Played in all 13 games with one start ... Recorded five tackles, including one for a loss ... Had tackles against Gardner-Webb (9/23) and at Presbyterian (9/30) ... Made two tackles, one of which was for a loss of three yards, at VMI (11/11) ... Started the NCAA FCS Playoff game at North Dakota State (12/9) and made one tackle ... **2016:** Saw action in three games on the season ... **BEFORE WOFFORD:** Played football at the Naval Academy Preparatory School in 2015 ... **HIGH SCHOOL:** A three-year starter on the defensive line at Archer High School ... As a senior, the team was 12-3 and finished as state runner-up ... Posted 42 tackles and four sacks to earn All-County and All-State honors ... During his junior season team reached the second round of the state playoffs as he recorded 36 tackles and three sacks ... Had 28 tackles and five sacks as a sophomore ... Also won two state championships on the wrestling team ... **PERSONAL:** Son of Tracy Armstrong ... Born September 18, 1997 ... Majoring in business economics ... Took part in the 2019 NCAA Inclusion Forum in Atlanta.

ARMSTRONG CAREER STATISTICS

Year	GP/GS	Solo	Asst	Total	TFL-Yds	Sacks-YDS	INT-Yds	PD
2016	3/0	0	0	0	0.0-0	0.0-0	0-0	0
2017	13/1	3	2	5	1.0-3	0.0-0	0-0	0
2018	11/0	8	4	12	2.0-10	1.0-9	0	0
Totals	27/1	11	6	17	3.0-13	1.0-9	0-0	0



ELIJAH BALL
Defensive Line
6-3 • 285 • Freshman-2
Rome, Georgia
Darlington School **8**

2018: Played in two games ... Named to the Southern Conference Academic Honor Roll ... **HIGH SCHOOL:** Started the last two seasons at defensive tackle for the Darlington School and head coach Tommy Atha ... As a senior was named to the Rome All-Area Team as the team was 8-5 and reached the Elite 8 in the playoffs ... Recorded 64 tackles, 12 tackles for loss and had one interception ... During his junior season, had 64 tackles, six tackles for loss and two sacks ... Also lettered in wrestling and in track and field ... Finished fourth in the state in the shot put and second in the state in the discus in 2016 ... In 2018, won the state championship in the discus and was fourth in the shot put ... **PERSONAL:** Son of Phillip and Lynn Ball ... Born September 9, 1998 ... Planning to major in biology ... Brother, Dakota, played on the defensive line at Alabama from 2012-16.



TANNER BARNES
Defensive Line
6-3 • 215 • Freshman-2
Simpsonville, South Carolina
Hillcrest High School **18**

2018: Saw action in two games ... Had one tackle against Mercer (10/27) ... Added a tackle against Presbyterian (11/17) ... **HIGH SCHOOL:** Started the past two seasons at Hillcrest High School for coach Greg Porter ... As a senior, recorded 115 tackles, 18.5 sacks and six tackles for loss to earn All-Region honors ... Sack total led Class 5A ... Team was 10-3 overall and were region champions ... During his junior year, had 81 tackles and nine sacks, along with 21 tackles for loss ... Also played basketball as a senior ... Graduated from Brasher Middle College Charter High School ... **PERSONAL:** Son of Eddie and Judith Barnes ... Born May 7, 2000 ... Planning to major in chemistry.



JUSTUS BASINGER

Offensive Line
6-4 • 305 • Senior
Longwood, Florida
Lake Brantley High School

2018: Started all 13 games at right guard ... Finished second on the team with 81 knockdown blocks ... Named All-Southern Conference first team by the coaches and media ... Tied for the team-high in knockdown blocks at Gardner-Webb (9/29) ... Added eight knockdowns at Chattanooga (10/6) and seven against Mercer (10/27) ... Had nine knockdowns each in games at Samford (11/3) and at Western Carolina (11/10) ... In the NCAA FCS Playoffs led the team with eight knockdowns against Elon (11/24) and had six against Kennesaw State (12/1) ... Named to the Southern Conference Academic Honor Roll ... **2017:** Played in all 13 games with three starts at right guard and was third on the team with 95 knockdown blocks ... Started the season opener against Furman (9/2) and had ten knockdowns ... Had 12 knockdown blocks against Western Carolina (10/7) and added 13 at The Citadel (10/14) ... Led the team with 14 knockdown blocks against Samford (10/21) ... Tied for the team-high in knockdown blocks at South Carolina (11/18) with five ... In the NCAA FCS Playoffs had seven knockdowns against Furman (12/2) and had three at North Dakota State (12/9) ... Named to the Southern Conference Academic Honor Roll ... **2016:** Played in 13 games and had ten knockdown blocks on the season ... Had two knockdown blocks against East Tennessee State (9/24) ... Added one knockdown block at Western Carolina (10/8) and three at Furman (11/8) ... At Chattanooga (11/12) had a season-high four knockdown blocks ... **2015:** Did not see action ... Named to the Southern Conference Academic Honor Roll ... **HIGH SCHOOL:** A two-year starter at offensive guard for Lake Brantley High School ... As a senior, earned first team All-District, first team All-Conference, second team All-Central Florida, and second team All-State honors ... Named team captain ... During his junior season, was named second team All-Conference ... Team was 9-1 during his sophomore season ... Also a three-year letterman in weightlifting ... **PERSONAL:** Son of Jay and Suzanne Basinger ... Born April 20, 1997 ... A biology major.



JOE BECKETT

Linebacker
6-2 • 235 • Junior
Lexington, South Carolina
White Knoll High School

2018: Saw action in all 13 games and had 15 total tackles ... Against VMI (9/8) had four tackles ... At Wyoming (9/15) had two tackles ... At Gardner-Webb (9/29) had a sack for a loss of seven yards ... Against Mercer (10/27) had two tackles and shared a sack of Kaelan Riley with Ryan Titus in the third quarter ... Added two tackles against Presbyterian (11/17) ... In the NCAA FCS Playoffs at Kennesaw State (12/1) sacked Chandler Burks for a loss of five yards in the fourth quarter ... **2017:** Played in twelve games and recorded three tackles ... At Presbyterian (9/30) had one tackle ... At VMI (11/11) had two tackles ... Saw action in the NCAA FCS Playoffs against Furman (12/2) and North Dakota State (12/9) ... **HIGH SCHOOL:** A three-year starter at linebacker for head coach Dean Howell at White Knoll High School ... As a senior at inside linebacker, recorded 171 tackles, 17 tackles for loss, four forced fumbles and three sacks as he earned All-State, All-Region and All-Midlands first team honors ... Named the team's defensive MVP and a North-South All-Star game selection ... Played outside linebacker as a junior, recording 121 total tackles along with four sacks and an interception ... As a sophomore at outside linebacker, had 85 tackles, three forced fumbles and an interception ... During his freshman year, was a quarterback for the junior varsity team and rushed for over 500 yards ... Also lettered in wrestling ... **PERSONAL:** Son of Jefferson and LeAnn Beckett ... Born May 25, 1999 in Missoula, Montana ... Brother played rugby for Coastal Carolina ... A psychology major.

BECKETT CAREER STATISTICS

Year	GP/GS	Solo	Asst	Total	TFL-Yds	Sacks-YDS	INT-Yds	PD
2017	12/0	1	2	3	0.0-0	0.0-0	0-0	0
2018	13/0	6	9	15	3.0-15	2.5-14	0-0	0
Totals	25/0	7	11	18	3.0-15	2.5-14	0-0	0





JOHN BECKLEY

Linebacker
6-0 • 215 • Junior
Atlanta, Georgia
Riverwood International

46

2018: Played in all 13 games with nine starts at outside linebacker ... Finished season with 33 total tackles, three of which were for a loss ... Made first career start in the season opener against The Citadel (9/1) and had seven tackles ... Added four tackles each against VMI (9/8) and at Wyoming (9/15) ... At Western Carolina (11/10) had five tackles and broke up a pass ... In the NCAA FCS Playoffs against Elon (11/24) had three tackles, including one for a loss ... At Kennesaw State (12/1) had one tackle ... Named to the Southern Conference Academic Honor Roll and the Southern Conference Fall All-Academic Team ... **2017:** Played in eight games, primarily on special teams ... Named to the Southern Conference Academic Honor Roll ... **HIGH SCHOOL:** A three-year starter at fullback and linebacker at Riverwood International Charter School for coach Ben Strendy ... As a senior, had 60 tackles, 16 tackles for loss, four blocked punts and an interception on defense and added 20 carries for 155 yards and a touchdown on offense ... Named second team All-Region at linebacker ... During his junior season had 77 tackles, 4.5 sacks, 22 tackles for loss and an interception at linebacker while rushing for 229 yards on 43 carries with five touchdowns at fullback ... Also a four-year letterman in baseball, earning first team All-Region honors as an outfielder as he hit .452 during his senior year ... Lettered one season in wrestling ... All-Academic Award for football in 2014 and 2016 ... **PERSONAL:** Son of Bob and Allyson Beckley ... Born November 7, 1998 ... Majoring in business economics.

BECKLEY CAREER STATISTICS

Year	GP/GS	Solo	Asst	Total	TFL-Yds	Sacks-YDS	INT-Yds	PD
2017	8/0	0	0	0	0.0-0	0.0-0	0-0	0
2018	13/9	18	15	33	3.0-14	0.0-0	0-0	1
Totals	21/9	18	15	33	3.0-14	0.0-0	0-0	1



RONNIE BROOKS

Offensive Line
6-4 • 305 • Junior
Washington, D.C.
Maret School

2018: Played in four games before missing the rest of the season due to injury ... Had two knockdown blocks against VMI (9/8) ... Recorded three knockdown blocks at Gardner-Webb (9/29) ... **2017:** Saw action in three games ... Had one knockdown block at VMI (11/11) ... **2016:** Did not see action ... **HIGH SCHOOL:** Played on the offensive and defensive lines for four seasons, the last two at the Maret School ... As a senior, averaged ten tackles and two sacks per game and led the team in sacks ... Named All-MAC and first team All-State following his senior season and played in the D.C. All-Star game ... Led the team in sacks as a junior, earning All-MAC honors with ten tackles per game ... Played as a freshman and sophomore at The Avalon School, earning All-CAFL conference honors as a sophomore as he led the team in sacks ... Also played basketball for three seasons and was a member of the track team ... **PERSONAL:** Son of Ronnie and Alison Brooks ... Born September 22, 1998 ... An English major.



JAMARI BROUSSARD

Running Back
5-11 • 204 • Freshman-2
Jacksonville, Florida
Atlantic Coast High School

29

2018: Did not see action as a true freshman ... **HIGH SCHOOL:** Started the past two seasons at Atlantic Coast High School ... As a senior, rushed for over 1,000 yards and had five touchdowns ... Named All-Conference and All-District ... Added five touchdowns during his junior season ... Also wrestled for two seasons, earning All-Conference honors ... Was a two-time state qualifier in the 100 meters and won a district championship on the 4x100 relay team ... **PERSONAL:** Son of Earnest Rivers and Lakota Broussard ... Born May 4, 2000 ... Planning to major in computer science.



BRANDON BROWN

Linebacker
6-1 • 230 • Junior
Summerville, South Carolina
Ashley Ridge High School

33

2018: Played in all 13 games with four starts at outside linebacker ... Recorded 39 total tackles, with 2.5 tackles for loss ... In the season opener against The Citadel (9/1) had two tackles, one of which was for a loss ... Had three tackles each against VMI (9/8) and at Wyoming (9/15) ... At Furman (10/13) had six tackles, with one for a loss ... Added four tackles against Mercer (10/27) and three tackles at Samford (11/3) ... At Western Carolina (11/10) had five tackles ... In the NCAA FCS Playoffs, had four tackles against Elon (11/24) and three at Kennesaw State (12/1) ... **2017:** Played in all 13 games and recorded three tackles ... Had one tackle against Samford (10/21) ... At VMI (11/11) had two solo tackles ... Saw action in NCAA FCS Playoff games against Furman (12/2) and at North Dakota State (12/9) ... **2016:** Did not see action as a true freshman ... **HIGH SCHOOL:** A four-year starter at Ashley Ridge High School ... Holds the school

record for career tackles ... As a senior, he had 133 tackles, five tackles for loss, and an interception ... Earned All-Region, All-Low Country, All-State, and played in the North-South All-Star game ... During his junior year, recorded 179 tackles, 21 tackles for loss, four forced fumbles, and three fumble recoveries to be named All-Region and All-State ... Had 102 tackles as a sophomore ... Also played basketball for four seasons and competed in the state weightlifting championship ... **PERSONAL:** Son of Nathan and Linda Brown ... Born April 9, 1998 ... A finance major.

BROWN CAREER STATISTICS

Year	GP/GS	Solo	Asst	Total	TFL-Yds	Sacks-YDS	INT-Yds	PD
2017	13/0	3	0	3	0.0-0	0.0-0	0-0	0
2018	13/4	24	15	39	2.5-3	0.0-0	0-0	1
Totals	264	27	15	42	2.5-3	0.0-0	0-0	1



JOSH BURGER

Offensive Line
6-4 • 290 • Junior
Aurora, Ohio
Aurora High School

2018: Started all 13 games at right tackle ... Led the team with 109 knockdown blocks and had team-highs in blocks in eight games ... Named All-Southern Conference second team by the media ... Made first career start in the season opener against The Citadel (9/1) ... Had a team-high 14 knockdown blocks at Wyoming (9/15) ... Had nine knockdown blocks at Gardner-Webb (9/29) ... Recorded 13 knockdowns at Chattanooga (10/6) ... Against Mercer (10/27) had 14 knockdown blocks ... Added 11 knockdown blocks at Samford (11/3) ... In the NCAA FCS Playoffs, had six knockdown blocks against Elon and added seven at Kennesaw State (12/1) ... **2017:** Played in 12 games on the season and made 68 knockdown blocks ... In the season opener against Furman (9/2) had five knockdown blocks ... Added five knockdown blocks against Gardner-Webb (9/23) ... Had ten knockdowns against Western Carolina (10/7) ... Against Chattanooga (11/4) led the team with eight knockdowns ... Also led team in knockdowns at VMI (11/11) with 11 ... Had five knockdowns each in NCAA FCS Playoff games against Furman (12/2) and at North Dakota State (12/9) ... **2016:** Did not see action as a true freshman ... **HIGH SCHOOL:** A three-year starter on the offensive line for Aurora High School ... As a senior, had a 94% blocking percentage and was named to the All-District, All-Conference and All-Ohio teams ... Team was 9-2 during his senior season and reached the state playoffs ... Earned All-Conference honors his junior season ... Also wrestled for Aurora with a 128-32 all-time record ... Holds the school record for all-time pins and was named All-American three times ... **PERSONAL:** Son of Gerry and Cynthia Burger ... Born February 27, 1998 ... A finance major.



ELLIOT CAMPBELL

Offensive Line
6-6 • 290 • Sophomore
Lugoff, South Carolina
Lugoff-Elgin High School

2018: Played in all 13 games and recorded 13 knockdown blocks on the season ... Had two knockdown blocks against VMI (9/8) ... At Gardner-Webb (9/29) had three knockdown blocks ... At Samford (11/3) had five knockdown blocks ... Added two knockdowns against Presbyterian (11/17) ... Named to the Southern Conference Academic Honor Roll ... **2017:** Did not see action as a true freshman ... **HIGH SCHOOL:** Lettered for four seasons each in football, basketball and baseball at Lugoff-Elgin High School ... During his senior season on the offensive line with head coach Matt Campbell, had 62 pancake blocks and graded out at 86% ... Earned All-Region and second team All-State honors and played in the North-South All-Star game ... During his first three years on the football team he played tight end ... A four-year starter for the basketball team and pitched on the varsity baseball team for five seasons ... Member of the Beta Club and National Honor Society ... **PERSONAL:** Son of Barry and Wendy Campbell ... Born November 3, 1998 ... A business economics major.





LUKE CARTER

Kicker/Punter
6-1 • 205 • Senior
Florence, South Carolina
Wilson High School

2018: Played in all 13 games ... Was the primary punter and kicker, while also handling kickoffs for the first half of the season ... Named second team All-Southern Conference at punter by the coaches and media ... Among SoCon leaders was second in punting average (43.6), seventh in scoring (6.5 points per game) and was tied for first with a 100% (48-48) PAT percentage ... Led the team in scoring with 84 points and was 12-16 on field goals with a long of 45 yards ... Punted 44 times for a 43.6 yard average and had 19 kickoffs for a 56.5 yard average with eight touchbacks ... In the season opener against The Citadel (9/1) punted six times and had five kickoffs ... Against VMI (9/8) made a 38-yard field goal and had seven kickoffs ... At Wyoming (9/15) all three kickoffs were touch backs and he had six punts for a 49.3 average ... At Samford (11/3) made field goals from 34 and 27-yards, along with punting six times with a 45.5 average ... At Western Carolina (11/10) made a 42-yard field goal and had a career-long 63-yard punt, while also recording a tackle ... In the NCAA FCS Playoffs against Elon (11/24) was 4-of-5 on field goals ... At Kennesaw State (12/1) had a season-long 45-yard field goal in the second quarter ... Named to the Southern Conference Academic Honor Roll ... **2017:** Saw action in all 13 games as the kicker and punter ... Named first team All-Southern Conference kicker by the coaches and media ... Finished second on the team with 74 points, as he was 11-of-12 on field goals and 41-of-41 on extra points ... Punted 51 times with a 42.3 average and had 63 kickoffs with a 61.0 average ... Among SoCon leaders was fourth in punting, second in PATs made and second in field goals made ... Also had three tackles on the season ... In the season opener against Furman (9/2) made a 44-yard field goal ... Made both field goal attempts against Gardner-Webb (9/23) ... Against Western Carolina (10/7) made both field goal attempts ... In the second overtime against Chattanooga (11/4), hit a



34-yard field goal to win the game ... Also had a season-long 61-yard punt against the Mocs ... Added field goals at ETSU (10/28), at VMI (11/11) and at South Carolina (11/18) ... In the NCAA FCS Playoffs against Furman (12/2) was 4-of-4 on PATs and punted four times ... At North Dakota State (12/9) made a 40-yard field goal in the first quarter ... Named to the Southern Conference Academic Honor Roll ... **2016:** Against Johnson C. Smith (9/17) made an extra point attempt in the fourth quarter ... Named to the Southern Conference Academic Honor Roll ... **2015:** Did not see action ... Named to the Southern Conference Academic Honor Roll ... **HIGH SCHOOL:** A four-year letterman at Wilson High School, earning three all-region and two all-state accolades, including *USA Today/HSSR* 2013 South Carolina Punter of the Year ... Set a school record while leading all South Carolina punters with an average 43.0 yards per punt ... During his senior season, set school and region records by kicking a 52-yard field goal ... Averaged a 3A best 42.2 yards per punt and had 39 of 49 kickoffs recorded for touchbacks ... A North-South selection ... As a junior, averaged 43.0 yards per punt and had 21 of 38 kickoffs go for touchbacks ... Also started as goalie on the Wilson soccer team ... Member of the National Honor Society, National Spanish Honor Society, and Beta Club ... **PERSONAL:** Son of Fred and Folly Carter ... Born November 6, 1996 ... Majoring in history.

CARTER CAREER STATISTICS

Year	GP	Punts	Yds	Avg	Long	I20	KO	Yds	Avg	TB
2017	13	51	2158	42.3	61	10	63	3842	61.0	13
2018	13	44	1917	43.6	63	17	19	1074	56.5	8
Totals	27	95	4075	42.9	63	10	82	4916	60.0	21

Year	GP	FGM	FGA	Long	PAT
2016	1	0	0	0	1-1
2017	13	11	12	44	41-41
2018	13	12	16	45	48-48
Totals	27	23	28	45	90-90



JOSH CONTEE

Defensive Line
6-2 • 330 • Junior
Elkridge, Maryland
Our Lady of Good Counsel


2018: Played in 12 games on the defensive line ... **2017:** Played in 11 games on the defensive line ... **HIGH SCHOOL:** A four-year starter at Our Lady of Good Counsel for head coach Bob Milloy ... As a senior, played on both the offensive and defensive lines and earned WCAC All-American first team honors at left tackle ... Received honorable mention Washington Post All-Met Team honors, along with Montgomery County Sentinel All-League recognition ... During his junior season he played on the offensive line and was named second team WCAC All-American ... Received the WCAC Humanitarian Award in 2014 ... **PERSONAL:** Son of Lakesha Ruffin ... Born May 4, 1999 ... Majoring in sociology and anthropology.



COREY COOPER

Wide Receiver
5-11 • 190 • Sophomore
New Bern, North Carolina
Havelock High School

2018: Saw action at quarterback against Presbyterian (11/17) and had one carry for five yards ... Missed most of the season due to a knee injury suffered in spring practice ... Named to the Southern Conference Academic Honor Roll ... **2017:** Did not see action as a true freshman ... Named to the Southern Conference Academic Honor Roll ... **HIGH SCHOOL:** A two-year starter at quarterback for coach Jim Bob Bryant at Havelock High School ... As a senior, had 2,677 passing yards, 21 touchdown passes, 847 rushing yards and 10 rushing touchdowns ... Earned All-Area honors as the team was 13-2 overall ... During his junior season, threw for 1,162 yards and 17 touchdowns while rushing for 743 yards and seven touchdowns ... Team was 12-1 overall and won the region championship as he was named All-Area ... As a sophomore, team was state runner-up with a 14-2 record ... Team won the state championship his freshman year ... Also ran sprints on the track team and played basketball ... Member of the Beta Club and National Honor Society ... **PERSONAL:** Son of Audie and Tiffany Cooper ... Born November 25, 1998 ... Majoring in computer science.



PAXTON COTRELL

Offensive Line
6-2 • 275 • Freshman-2
Aynor, South Carolina
Aynor High School

2018: Did not see action as a true freshman ... **HIGH SCHOOL:** Two-year letterman on the offensive line and as long snapper at Aynor High School ... As a senior, team was 5-6 overall and was defeated in the first round of the playoffs ... Also threw the shot put for the track team for two seasons and played one season of baseball ... Member of the National Honor Society and Beta Club ... **PERSONAL:** Son of David and Katherine Jones ... Born August 1, 2000 ... Majoring in psychology ... Uncle, George Brittle, played football at Wofford from 1977-79.



ANTHONY CRAIG

Offensive Line
6-4 • 278 • Sophomore
Norfolk, Virginia
Norview High School

2018: Played in 11 games ... Had one knockdown block each in games against VMI (9/8) and at Gardner-Webb (9/29) ... **2017:** Did not see action as a true freshman ... **HIGH SCHOOL:** Started the last two seasons at offensive tackle at Norview High School for head coach Deulton Cotton ... During his senior season, blocked for a running back that ran for 1,700 yards and a quarterback who threw for over 3,000 yards as the team posted an 11-3 record ... Named first team All-State, first team All-Region, first team All-Conference and second team All-Tidewater ... Also earned a selection to the 757 All-Star Game ... As a sophomore, team was 9-3 overall ... **PERSONAL:** Son of Anthony and Angela Craig ... Born March 6, 1999 ... A mathematics major.



ANDREW DUCKWORTH

Linebacker
6-0 • 230 • Sophomore
Afton, Tennessee
Greeneville High School

2018: Played against VMI (9/8) and had one tackle ... Named to the Southern Conference Academic Honor Roll ... **2017:** Did not see action as a true freshman ... Named to the Southern Conference Academic Honor Roll ... **HIGH SCHOOL:** A two-year starter at linebacker for head coach Caine Ballard at Greeneville High School ... As a senior at middle linebacker, had 81 tackles and nine tackles for loss, along with two sacks and an interception as he earned first team All-Conference and first team All-County honors ... During his junior season at outside linebacker, had 73 tackles and eight tackles for loss to be named second team All-Conference ... Team was 44-6 in his four seasons, winning four district championships ... Also ran the 4x100 relay, 4x400 relay and 200 meters on the track team ... Member of the National Honor Society ... **PERSONAL:** Son of Lee and Lori Duckworth ... Born November 2, 1998 ... A biology major ... Father played football at East Tennessee State from 1984-87 for Mike Ayers and his sister, Ashley, is a cheerleader at Wofford.



ZACH
EPTING
73

Offensive Line
6-2 • 290 • Junior
Greenville, South Carolina
Christ Church

2018: Played in six games and started at center against Kennesaw State in the NCAA FCS Playoffs ... Recorded 12 knockdown blocks on the season ... Had three knockdown blocks at Gardner-Webb (9/29) ... Added four knockdowns against Presbyterian (11/17) and had four at Kennesaw State (12/1) ... Named to the Southern Conference Academic Honor Roll ... **2017:** Saw action in two games ... At VMI (11/11) had four knockdown blocks ... Named to the Southern Conference Academic Honor Roll ... **2016:** Did not see action ... Named to the Southern Conference Academic Honor Roll ... **HIGH SCHOOL:** Starter at center for Christ Church ... Team won 2013 and 2014 state championships ... Team was 9-3 his senior season as he graded out at 96% ... Earned All-Region, All-Upstate and All-State honors ... A North-South All-Star game selection ... Also competed in wrestling and on the track and field team ... **PERSONAL:** Born March 26, 1997 ... Majoring in accounting.



CHAD
GARDNER
55

Offensive Line
6-2 • 290 • Sophomore
Boiling Springs, South Carolina
Boiling Springs High School

2018: Played in 11 games but did not have a tackle ... **2017:** Did not see action as a true freshman ... **HIGH SCHOOL:** A two-year starter on the offensive and defensive line at Boiling Springs High School for head coach Rick Tate ... As a senior, the team was 13-2 overall and reached the state championship ... Named All-Region and selected to the Shrine Bowl ... Also was a state qualifier in throws for the track and field team ... **PERSONAL:** Son of Lesco and Catrina Gardner ... Born October 14, 1998 ... Majoring in business economics.



JAMES
GARNETT
31

Defensive Line
5-11 • 267 • Freshman-2
Augusta, Georgia
Augusta Prep

2018: Saw action against VMI (9/8) ... **HIGH SCHOOL:** Four-year starter on the defensive line at Augusta Prep ... As a senior, team was 7-3 overall and recorded 50 tackles ... During junior season, team posted an 8-2 record and he had 31 tackles and five forced fumbles ... Recorded 30 tackles and three sacks as a sophomore ... Was named All-Region and All-Area twice ... Played basketball for two seasons and was the team's leading rebounder ... Also was a thrower for the track team for three seasons ... **PERSONAL:** Son of Andrew and Allison Garnett ... Born September 23, 1999 ... Planning to major in finance ... Cousin, Jonathan McLaughlin, played football at Virginia Tech and for the Arizona Cardinals.



GEORGE
GBESE
27

Cornerback
5-8 • 180 • Senior
Murfreesboro, Tennessee
Oakland High School

2018: Played in 12 games with five starts at cornerback ... Named All-Southern Conference first team by the media ... Finished the season with 30 tackles and had three interceptions ... At Gardner-Webb (9/29) had four tackles ... At Chattanooga (10/6) intercepted a pass by Nick Tiano in the fourth quarter ... Against ETSU (10/20) had three tackles and intercepted Austin Herink in the fourth quarter ... Had three tackles at Samford (11/3) ... At Western Carolina (11/10) had six tackles to tie for the team-high and intercepted Tyrie Adams in the fourth quarter and returned it 66 yards ... In the NCAA FCS Playoffs against Elon (11/24) had six tackles ... **2017:** Played in all 13 games with 11 starts at cornerback ... Recorded 35 tackles, five pass break-ups and three interceptions ... In the season opener against Furman (9/2) had four tackles ... At Mercer (9/9) had six tackles, including a tackle for loss, and forced and recovered a fumble in the fourth quarter to set-up the game-winning touchdown ... Returned an interception 30 yards against Gardner-Webb (9/23) in the third quarter ... Against

Western Carolina (10/7) had an interception in the second quarter and then in over-time intercepted Tyrie Adams in the endzone to end the game ... Had five tackles against Samford (10/21) ... At ETSU (10/28) one of his two tackles was for a loss ... Had four tackles wach in games against Chattanooga (11/4) and at VMI (11/11) ... In the NCAA FCS Playoff game at North Dakota State (12/9) had a tackle ... **2016:** Played in 13 games with 11 starts at cornerback ... Named to the Southern Conference All-Freshman Team ... Recorded 47 tackles and tied for the team lead with 11 pass break-ups on the season ... In the season opener at Tennessee Tech (9/1) had three tackles and broke up a pass ... Against East Tennessee State (9/24) had two tackles, including a tackle for loss ... At Western Carolina (10/8) had a season-high three pass break-ups ... At Samford (10/1) had five tackles ... Against Mercer (10/29) had six tackles ... Had five tackles each at Furman (11/5) and at Chattanooga (11/12) ... Had ten tackles against VMI (11/19) ... In the NCAA FCS Playoffs, had four tackles each against Charleston Southern (11/26) and at Youngstown State (12/10) ... **2015:** Did not see action as a true freshman ... **HIGH SCHOOL:** Played cornerback and wide receiver for four seasons at Oakland High School ... As a senior, had 31 catches for 731 yards on offense and three interceptions with seven pass deflections on defense ... Scored ten total touchdowns as the team was 12-2 overall and reached the fourth round of the state playoffs ... Named first team All-District and All-County, along with second team All-Area honors as a senior ... During his junior year, named All-District as he had two interceptions... Did not play football until his freshman year at Oakland High School ... **PERSONAL:** Resides with Jerome and Kelly Rothacker ... Born August 19, 1996 in Ghana ... Majoring in finance.

GBESEE CAREER STATISTICS

Year	GP/GS	Solo	Asst	Total	TFL-Yds	Sacks-YDS	INT-Yds	PD
2016	13/11	35	12	47	1.0-2	0.0-0	0-0	11
2017	13/11	20	15	35	2.0-5	0.0-0	3-30	5
2018	12/5	28	2	30	0.0-0	0.0-0	3-78	2
Totals	38/27	83	29	112	3.0-7	0.0-0	6-108	18



BRATER GERBER

Wide Receiver
6-3 • 205 • Sophomore
Chapel Hill, North Carolina
East Chapel Hill High School

2018: Saw action in five games ... Named to the Southern Conference Academic Honor Roll ... **2017:** Did not see action as a true freshman ... **HIGH SCHOOL:** A three-year starter at quarterback for head coach Ryan Johnson at East Chapel Hill High School ... During his senior season, threw for 1,000 yards and seven touchdowns while also rushing for 415 yards and four touchdowns ... Also played basketball and was a member of the track team ... **PERSONAL:** Son of David and Ann Gerber ... Born December 11, 1998 ... An accounting major ... Father played lacrosse at Cornell and his brother, Ben, played tennis at Bucknell.



MAX GRAHAM

Offensive Line
6-3 • 205 • Freshman-2
Myrtle Beach, South Carolina
Myrtle Beach High School

2018: Did not see action as a true freshman ... **HIGH SCHOOL:** Played on the varsity offensive line for two seasons at Myrtle Beach High School ... As a senior had ten knockdowns as team was 7-5 ... Named second team All-Region ... Team posted a 9-2 record his junior season as he had seven knockdowns ... Member of the Beta Club ... **PERSONAL:** Son of Marty Graham and the late Tracy Graham ... Born November 24, 1999 ... Planning to major in history.



QUASHON GREENLEE

Offensive Line
6-2 • 270 • Freshman-2
Anderson, South Carolina
TL Hanna High School

2018: Had a pair of knockdown blocks against VMI (9/8) ... Also played against Presbyterian (11/17) ... **HIGH SCHOOL:** A four-year letterman on the offensive line at T.L. Hanna High School ... As a senior, started at guard as the team posted an 11-1 record for coach Jeff Herron ... Had 48 pancake blocks as a senior and 35 as a junior ... Played in the 2017 Shrine Bowl and was named All-Region in addition to serving as team captain for T.L. Hanna ... Also competed on the track and field team, finishing fifth in the region in the shot put in 2017 ... **PERSONAL:** Son of the late Tiwandi Jones ... Born September 26, 1999 ... Planning to major in business.



NYLE GROVE

Cornerback
5-8 • 178 • Sophomore
Evans, Georgia
Augusta Christian

2018: Saw action in three games ... Named to the Southern Conference Academic Honor Roll ... **2017:** Did not see action as a true freshman ... Named to the Southern Conference Academic Honor Roll ... **HIGH SCHOOL:** Two-year starter at wide receiver and defensive back at Augusta Christian for head coach Keith Walton ... A Wendy's High School Heisman recipient ... Also played baseball, earning SCISA 2A All-Region honors and All-County honors, along with one season on the track team ... **PERSONAL:** Son of Kevin and LouAnne Grove ... Born August 20, 1999 ... A mathematics and physics major.



DAWSON HENIS

Kicker/Punter
6-0 • 175 • Sophomore
Lexington, South Carolina
River Bluff High School

2018: Played in 11 games and primarily handled kickoffs ... Had 55 kickoffs on the season with a 58.6 average, along with 24 touchbacks ... At Chattanooga (10/6) had four kickoffs with two touch backs ... Against ETSU (10/20) had one punt, six kickoffs, one tackle and was 1-of-2 on PATs ... Against Mercer (10/27) had seven kickoffs and a tackle ... At Western Carolina (11/10) had seven kickoffs with three touch backs ... Against Presbyterian (11/17) had eight kickoffs, with of which were touch backs ... In the NCAA FCS Playoffs, had six kickoffs against Elon (11/24) and three at Kennesaw State (12/1) ... Named to the Southern Conference Academic Honor Roll ... **2017:** Did not see action as a true freshman ... Named to the Southern Conference Academic Honor Roll ... **HIGH SCHOOL:** Kicker and punter for four seasons at River Bluff High School with head coach David Bennett ... As a senior was 3-of-4 on field goals with a long of 47 yards, along with making all 16 PATs and having touchbacks on 91% of his kickoffs ... Averaged 38 yards per punt, with a long of 62 yards as he earned All-Region and All-State honors, plus was selected to the Shrine Bowl ... During his junior season he made 3-of-4 field goals and had a 37 yard punt average ... As a sophomore was 2-of-3 on field goals ... Also lettered in soccer as a freshman and sophomore, starting in every game ... Selected to Palmetto Boys State ... **PERSONAL:** Son of John and Deborah Henis ... Born December 17, 1998 ... Majoring in business economics.

HENIS CAREER STATISTICS

Year	GP	Punts	Yds	Avg	Long	I20	KO	Yds	Avg	TB
2018	11	1	32	32.0	32	1	55	3222	58.6	24
Totals	11	1	32	32.0	32	1	55	3222	58.6	24

Year	GP	FGM	FGA	Long	PAT
2018	11	0	0	-	1-2
Totals	11	0	0	-	1-2



JASON HILL

Wide Receiver
5-11 • 185 • Senior
Boiling Springs, South Carolina
Boiling Springs High School

2018: Started 12 of 13 games played at wide receiver ... Led the team in receptions with 26 and was third on the team in receiving yards with 278 ... Had two receptions for touchdowns and also completed two passes, one for a touchdown ... Against VMI (9/8) had two catches, including a 25-yard touchdown reception in the first quarter ... At Wyoming (9/15) had three catches ... At Gardner-Webb (9/29) completed one pass for 26 yards ... At Chattanooga (10/6) had four catches for 42 yards ... Against ETSU (10/20) had three catches for 20 yards ... Added three catches for 20 yards against Mercer (10/27) ... At Samford (11/3) had three catches for 51 yards and completed a 25-yard touchdown pass to Lennox McAfee in the first quarter ... At Western Carolina (11/10) had three catches for 54 yards, including a 32-yard touchdown reception in the second quarter ... Added two receptions against Presbyterian (11/17) ... In the NCAA FCS Playoffs against Elon (11/24) had one reception and one rush ... **2017:** Played in 12 games with ten starts at wide receiver ... Finished third on the team with 17 catches for 283 yards and led the team with two receiving touchdowns ... At Mercer (9/9) had three catches for 20 yards ... Against Gardner-Webb (9/23) had two catches ... At Presbyterian (9/30) caught a 75-yard touchdown pass from Lennox McAfee in the fourth quarter ... At The Citadel (10/14) had five catches for 97 yards, including a 59-yard touchdown pass from Brandon Goodson in the third quarter ... At VMI (11/11) had one catch for 37 yards ... In the NCAA FCS Playoffs, had one catch each in games against Furman (12/2) and at North Dakota State (12/9) ... Named to the Southern Conference Academic Honor Roll ... **2016:** Played in all 14 games with 13 starts at wide receiver ... Was second on the team with 11 catches for 127 yards ... In the season opener at Tennessee Tech (9/1) had two catches for 17 yards ... Against Johnson C. Smith (9/17) had three receptions for 26 yards ... Had one catch each at Western Carolina (10/8) and against The Citadel (10/22) ... At Chattanooga (11/12) had two catches for 27 yards ... Against VMI (11/19) had two catches for 39 yards, including a season-long 29 yard reception ... **2015:** Did not see action as a true freshman ... **HIGH SCHOOL:** Four-year letterman at Boiling Springs High School ... As a senior, had 82 catches for 1,395 yards and 16 touchdowns ... Received 2-AAAA All-Region, All-Area, and team MVP honors ... During his junior season he had 42 receptions for 604 yards and seven touchdowns ... Added 29 receptions for 380 yards as a sophomore ... Also played basketball for Boiling Springs, earning four varsity letters and All-Region honors as a junior and senior ... Earned team MVP honors as a senior and



was a Spartanburg County FCA All-Star team selection ... Member of the Beta Club ... **PERSONAL:** Son of Jason and Jameica Hill ... Born December 20, 1996 ... Majoring in accounting ... Father, Jason, played football from 1986-89 at Wofford and served on the coaching staff from 1994-96 ... Mother, Jameica, also graduated from Wofford and is currently a professor and chair of the chemistry department ... Sister was a cheerleader at Clemson.

HILL CAREER STATISTICS

Year	GP/GS	Rec	Yds	TD	Long
2016	14/13	11	127	0	29
2017	12/10	17	283	2	75t
2018	13/12	26	278	2	32t
TOTALS	39/35	54	688	4	75t



AL HOGAN

Offensive Line
6-4 • 290 • Freshman-2
Fayetteville, Georgia
Landmark Christian

2018: Saw action against VMI (9/8) and had one knockdown block ... Named to the Southern Conference Academic Honor Roll ... **HIGH SCHOOL:** A four-year starter on the offensive line at Landmark Christian School for head coach Wayne Brantley ... As a senior had 65 knockdown blocks in ten games ... During his junior season had 84 knockdown blocks in 12 games as the team was 10-2 overall and reached the second round of the playoffs ... Named All-State twice and All-Region three times ... Also a three-year letterman on the wrestling team, earning All-Region honors ... **PERSONAL:** Son of Al and Yvette Hogan ... Born October 4, 1998 ... Undecided on major.



MIKEL HORTON

Defensive Line
6-1 • 290 • Junior
Lexington, Kentucky
Bryan Station High School

2018: Started three games on the defensive line before missing the remainder of the season due to injury ... Had 13 tackles on the season ... Against The Citadel (9/1) had five tackles ... Added four tackles each against VMI (9/8) and at Wyoming (9/15) ... **2017:** Played in eight games with six starts at nose tackle ... Finished season with 31 total tackles, 8.0 tackles for loss and 2.5 sacks ... Named All-Southern Conference second team by the coaches and the media ... Against Gardner-Webb (9/23) had six tackles, including a sack in the first quarter ... Added five tackles at Presbyterian (9/30) ... Shared a sack with Miles Brown of Tyrie Adams in overtime against Western Carolina (10/7) ... At The Citadel (10/14) had four tackles ... Against Samford (10/21) had three tackles, 2.5 of which were for a loss ... At ETSU (10/28) had six tackles, including a sack of Austin Herink ... In the NCAA FCS Playoffs, had one tackle against Furman (12/2) and had three tackles with one for a loss at North Dakota State (12/9) ... **2016:** Started 12 of 14 games played at nose tackle ... Named to the Southern Conference All-Freshman Team ... Recorded a total of 29 tackles on the season, including 1.5 for loss ... In first start against Johnson C. Smith (9/17) had three tackles and recovered a fumble in the end zone for a touchdown in the third quarter ... Had two tackles against East Tennessee State (9/24) ... Against The Citadel (10/22) had four tackles ... At Chattanooga (11/12) had two tackles, including one for a loss ... In the NCAA FCS Playoffs against Charleston Southern (11/26) had five tackles and shared a tackle for loss ... Added five

tackles at The Citadel (12/3) ... **HIGH SCHOOL:** A four-year starter on the defensive line at Bryan Station High School and also started for three seasons on the offensive line ... As a senior, had 36 total tackles, seven tackles for loss, three sacks and an interception to earn second team All-State honors ... During junior season, the team won the district championship as he had 46 total tackles, 7.5 tackles for loss and a sack ... Named first team All-City as a sophomore, junior, and senior, while earning team defensive line MVP honors all four seasons ... Also a member of the wrestling team and threw the shot put for the track and field team, finishing eighth in the state ... Member of the Beta Club ... **PERSONAL:** Son of Schaun and Lisa Horton ... Born February 6, 1998 ... A finance major ... Brother, Troy Harris, played basketball at Campbellsville.

HORTON CAREER STATISTICS

Year	GP/GS	Solo	Asst	Total	TFL-Yds	Sacks-YDS	INT-Yds	FR
2016	14/12	10	19	29	1.5-2	0.0-0	0-0	1
2017	8/6	13	18	31	8.0-27	2.5-16	0-0	0
2018	3/3	9	4	13	0.5-4	0.0-0	0-0	0
Totals	25/21	32	41	73	10.0-33	2.5-16	0-0	1



BLAKE JERESATY

Offensive Line
6-2 • 290 • Junior
Charleston, South Carolina
Bishop England

2018: Started 12 games at center ... Recorded 68 knockdown blocks on the season ... Tied for the team high with seven knockdown blocks in the season opener against The Citadel (9/1) ... Had ten knockdown blocks at Gardner-Webb (9/29) to lead the team ... Added seven knockdown blocks each at Chattanooga (10/6) and against Mercer (10/27) ... At Western Carolina (11/10) had eight knockdown blocks ... In the NCAA FCS Playoffs against Elon (11/24) had seven knockdown blocks ... Named to the Southern Conference Academic Honor Roll and the Southern Conference Fall All-Academic Team ... Recipient of the Southern Conference Pinnacle Award for the highest GPA on the championship team ... Named CoSIDA Academic All-District ... **2017:** Played in 11 games with five starts at center ... Finished season with 80 knockdown blocks ... Made first career start in the season opener against Furman (9/2) and had 15 knockdown blocks ... Added 12 knockdown blocks at Mercer (9/9) and ten against Gardner-Webb (9/23) ... At The Citadel (10/14) had 12 knockdown blocks ... Against Samford (10/21) had seven knockdown blocks ... Recipient of the Southern Conference Pinnacle Award for the highest GPA on the championship team ... Named to the Southern Conference Academic Honor Roll and the Southern Conference Fall All-Academic Team ... **2016:** Did not see action as a true freshman ... Named to the Southern Conference Academic Honor Roll ... **HIGH SCHOOL:** A three-year starter at center for Bishop England High

School ... A three-time All-Region selection, during his senior season he was named Region Lineman of the Year, first team All-Low Country, first team All-State, and a North-South All-Star ... Team won the 6AA region championship his freshman, sophomore and senior seasons, with a state title his freshman year as the squad was 13-1 overall ... Also played basketball for three seasons and lacrosse for two seasons ... **PERSONAL:** Son of Mike and Beth Jeresaty ... Born April 21, 1998 ... Majoring in finance and economics ... Father, Mike, played football at Bates College in Maine.



NICK KARAS
Tight End
6-4 • 225 • Senior
Waxhaw, North Carolina
Cuthbertson High School

2018: Played in all 13 games with two starts at tight end ... Against VMI (9/8) caught a 45-yard pass from Miller Mosley in the second quarter ... At Chattanooga (10/6) had a ten yard reception ... **2017:** Saw action in all 13 games ... At ETSU (10/28) had an eight yard catch in the first quarter ... In the NCAA FCS Playoffs at North Dakota State (12/9) had a kickoff return for nine yards ... **2016:** Played in all 14 games with one start at tight end ... Had one kickoff return against Mercer (10/29) ... **2015:** Did not see action as a true freshman ... **HIGH SCHOOL:** A three-year letterman at Cuthbertson High School, where he played tight end and defensive end ... During senior season, had 41 catches for 761 yards and 8 touchdowns on offense, along with 38 tackles and four sacks on defense ... Earned team MVP, first team All-Conference, and first team All-County honors as the team was 11-4 overall and advanced to the state semifinals ... As a junior, had eight catches for 101 yards and a touchdown, plus 47 total tackles and ten tackles for loss on defense ... Also earned two letters playing basketball ... Member of the Beta Club ... **PERSONAL:** Son of Steve and Andrea Karas ... Born April 16, 1997 ... Majoring in economics ... Sister, Kalli, graduated from Wofford in 2017 and was a member of the tennis team.



OMARI JOHNSON
Safety
6-0 • 195 • Sophomore
Ladson, South Carolina
Stratford High School

2018: Played in three games but did not have a tackle ... **2017:** Did not see action as a true freshman due to injury ... **HIGH SCHOOL:** Started for three seasons at Stratford High School for head coach Joe Marion ... During his senior season at free safety he had 90 tackles, three forced fumbles and three pass break-ups ... Named All-County, All-Low Country and All-State, in addition to earning a spot in the Shrine Bowl ... As a junior, played wide receiver with three catches for 40 yards along with 276 rushing yards ... Saw time at cornerback and quarterback as a sophomore ... Also ran the 100 meters on the track team ... **PERSONAL:** Son of Michael and Cleovonne Johnson... Born August 20, 1999 ... Majoring in sociology and anthropology.

KARAS CAREER STATISTICS

Year	GP/GS	Rec	Yds	TD	Long	KOR	Yds	TD	Long
2016	14/1	0	0	0	0	1	0	0	0
2017	13/0	0	0	0	0	1	9	0	9
2018	13/2	2	55	0	45	0	0	0	0
TOTALS	40/3	2	55	0	45	2	9	0	9



ZAK KURZ
Offensive Line
6-5 • 280 • Sophomore
West Chester, Ohio
St. Xavier

2018: Played in ten games with two starts at left tackle and had 14 total knockdown blocks ... Had at least one knockdown block in each of the first five games of the season ... Started against Mercer (10/27) and had four knockdown blocks ... Also started at Samford (11/3) ... Had three knockdowns against Presbyterian (11/17) ... **2017:** Did not see action as a true freshman ... **HIGH SCHOOL:** Started on the offensive line

at St. Xavier in Cincinnati ... As a senior, the team was 10-5 overall and won the state championship with head coach Steve Specht ... Named the team's offensive lineman of the year ... **PERSONAL:** Son of Rich and Sue Kurz ... Born October 22, 1998 ... A government major ... Brother, Rick, played on the offensive line at Army West Point and his father was a pitcher at Xavier University.



DORIAN LINDSEY

Wide Receiver
6-0 • 195 • Senior
Greer, South Carolina
Greer High School

2018: Started 11 of 13 games played ... Had 14 catches for 172 yards ... Against VMI (9/8) had a 29-yard reception ... At Furman (10/13) had two catches for 19 yards ... At Samford (11/3) made two catches for 15 yards ... At Western Carolina (11/1) had two catches, including one for 45 yards in the fourth quarter ... Added two receptions against Presbyterian (11/17) ... In the NCAA FCS Playoffs, had one catch against Elon (11/24) and had two receptions for 24 yards at Kennesaw State (12/1) ... **2017:** Saw action in nine games with one start at wide receiver ... At Presbyterian (9/30) had a 17-yard reception ... Started at Samford (10/21) ... At VMI (11/11) returned one punt for 12 yards ... In the NCAA FCS Playoffs at North Dakota State (12/9) returned a punt for six yards ... **2016:** Played in all 14 games with one start at wide receiver ... Finished the season with five catches for 81 yards ... Against Johnson C. Smith (9/17) had two catches for 35 yards, including a long of 24 yards ... In the NCAA FCS Playoffs against Charleston Southern (11/26) had two catches for 39 yards, with a long of 30 yards ... At The Citadel (12/3) had one reception for seven yards ... **HIGH SCHOOL:** A four-year starter at Greer High School, where he holds all school receiving records ... Earned All-Region honors three times, was twice named All-State, and was a Shrine Bowl selection ... As a senior, he had 60 catches for 1,040 yards and eleven touchdowns, plus added six interceptions on defense ... During junior season, had 62 receptions for 1,090 yards and 11 touchdowns, along with four interceptions and five punt return touchdowns ... Had 565 receiving yards on 44 catches with six touchdowns as a sophomore ... Member of the Beta Club ... **PERSONAL:** Son of Marshall Lindsey and Tonia Yother ... Born November 8, 1997 ... Majoring in business economics.

LINDSEY CAREER STATISTICS

Year	GP/GS	Rec	Yds	TD	Long	PR	Yds	TD	Long
2016	14/1	5	81	0	30	0	0	0	0
2017	9/1	1	17	0	17	2	18	0	12
2018	13/11	14	172	0	45	0	0	0	0
TOTALS	36/13	20	270	0	45	2	18	0	12



RYAN LOVELACE

Halfback
5-9 • 200 • Junior
Sugar Hill, Georgia
North Gwinnett High School

2018: Played in 12 games with four starts in the backfield ... Finished season with 24 carries for 295 yards and three touchdowns ... Ranked first in the SoCon in yards per rush at 24.6 ... In the season opener against The Citadel (9/1) had a 70-yard touchdown run in the first quarter ... Against VMI had two carries, one of which was a 42-yard touchdown in the first quarter ... At Samford (11/3) had five carries for 44 yards ... Against Presbyterian (11/17) had four carries for 40 yards, with a 26-yard touchdown in the third quarter ... In the NCAA FCS Playoffs, had one carry for 56 yards against Elon (11/24) and had one carry at Kennesaw State (12/1) ... Named to the Southern Conference Academic Honor Roll ... **2017:** In the NCAA FCS Playoffs at North Dakota State (12/9) had two carries for 12 yards in his first action of the season ... **HIGH SCHOOL:** Played running back for four seasons at North Gwinnett High School for head coach Bob Sphire ... During his senior season, had 160 carries for 847 yards and 14 touchdowns as he was named to the Senior Elite All-Star Team ... As a junior, ran for 458 yards on 68 carries with three touchdowns ... Had 19 carries for 185 yards in his sophomore season ... Also ran track, competing in the 100 meters and 4x100 relay ... **PERSONAL:** Son of Darion Lovelace ... Born September 15, 1998 ... Majoring in business economics.

LOVELACE CAREER STATISTICS

Year	GP/GS	Rush	Yds	TD	Long
2017	1/0	2	12	0	9
2018	12/4	24	295	3	70t
TOTALS	13/4	26	307	3	70t



AUSTIN LUFKIN

Defensive Line
6-3 • 280 • Junior
Clifton, Maine
Brewer High School

2018: Played in 12 games with two starts at defensive end ... Against VMI (9/8) had two tackles, including a tackle for loss ... Against Mercer (10/27) had two solo tackles ... Had two solo tackles against Presbyterian (11/17) ... Played in both NCAA FCS Play-off games ... Named All-Southern Conference in both the shot and discus in outdoor track ... **2017:** Played in three games on the defensive line ... Also competed in track

and field for the Terriers, setting a new school record in the outdoor discus ... Named to the Southern Conference All-Freshman team in the outdoor discus and indoor shot put ... Earned All-SoCon honors in the indoor shot put ... **HIGH SCHOOL:** A four-year letterman at Brewer High School for head coach Nick Arthers ... Earned All-Conference honors three times and also was named All-State ... As a senior, played on both the offensive and defensive lines, recording 54 tackles and 14 sacks, plus a pair of safeties and two blocked field goals ... Recipient of the Frank J. Gaziano Award for being the state's best defensive linemen ... During his junior season he had 48 tackles and 13 sacks ... Recorded 48 tackles and six sacks as a sophomore ... Also throws the shot and discus on the track team, earning seven letters and receiving All-State honors five times and All-New England honors three times ... Won the state title in the outdoor discus as a junior and as a senior set the state record in the indoor shot put for a state championship ... Added a New England championship in the shot put as a junior ... Named the 2017 *Maine Sunday Telegram* Male Athlete of the Year ... **PERSONAL:** Son of Michael and Selina Lufkin ... Born March 13, 1999 ... A finance major.

LUFKIN CAREER STATISTICS

Year	GP/GS	Solo	Asst	Total	TFL-Yds	Sacks-YDS	INT-Yds	FR
2017	3/0	0	0	0	0.0-0	0.0-0	0-0	0
2018	12/2	5	2	7	1.0-3	0.0-0	0-0	0
Totals	15/2	5	2	7	1.0-3	0.0-0	0-0	0



TJ LUTHER
Wide Receiver
6-1 • 185 • Sophomore
Arcadia, Florida
Port Charlotte High School

2018: Played in all 13 games with one start at wide receiver ... Had 14 receptions for a team-high 323 yards and four touchdowns ... Also had three rushes for 51 yards and eight kickoff returns for 189 yards ... At Gardner-Webb (9/29) had three catches for 86 yards, including a 35-yard touchdown catch in the third quarter, and had a 53-yard kickoff return ... At Chattanooga (10/6) had a 29-yard run ... Against Mercer (10/27) had a 71-yard touchdown reception from Miller Mosley in the first quarter and a 50-yard touchdown catch from Joe Newman in the third quarter for 121 total yards ... Against Presbyterian (11/17) had two catches for 58 yards, with a 40-yard touchdown catch from Miller Mosley in the second quarter ... In the NCAA FCS Playoffs, had one catch each against Elon (11/24) and Kennesaw State (12/1) ... **HIGH SCHOOL:** A four-year starter at Port Charlotte High School, where he was coached by Wofford football alum Jordan Ingman ... As a senior playing wide receiver, had 724 receiving yards and 16 touchdowns, along with 262 rushing yards and six touchdowns ... At safety, had

three interceptions and 40 tackles ... Earned first team All-Area honors as a junior and senior and All-Region as a senior, along with *Charlotte Sun* Player of the Year honors ... Holds school record for touchdown receptions in a season ... Also competed in the long jump and triple jump on the track team ... Finished sixth in the state in the triple jump as a junior and second as a senior ... **PERSONAL:** Son of Virgil and Virginia Luther ... Born May 13, 2000 ... Undecided on major.

LUTHER CAREER STATISTICS

Year	GP/GS	Rec	Yds	TD	Long	KOR	Yds	TD	Long
2018	13/1	14	323	4	71t	8	189	0	53
TOTALS	13/1	14	323	4	71t	8	189	0	53



THAD MANGUM
Defensive Line
6-2 • 290 • Senior
Greenville, South Carolina
Christ Church

2018: Started all 13 games on the defensive line ... Finished season with 51 tackles, six tackles for loss, three sacks and two fumble recoveries ... Named second team All-Southern Conference by the coaches ... In the season opener against The Citadel (9/1) had seven tackles ... Added three tackles each against VMI (9/8) and at Wyoming (9/15) ... At Gardner-Webb (9/29) had four tackles, two of which were sacks ... At Furman (10/13) had seven tackles ... Against ETSU (10/20) had two tackles and recovered a fumble in the third quarter ... Against Mercer (10/27) recovered a fumble in the second quarter and had four tackles ... At Samford (11/3) had five tackles ... Added five tackles and a tackle for loss against Presbyterian (11/17) ... In the NCAA FCS Playoffs had three tackles against Elon (11/24) and five at Kennesaw State (12/1), along with a tackle for loss ... Named to the Southern Conference Academic Honor Roll ... **2017:** Played in all 13 games and recorded 24 total tackles, including one sack ... In the season opener against Furman (9/2) had three tackles and shared a sack with Miles Brown of P.J. Blazejowski in the second quarter ... At Mercer (9/9) had five tackles, including a shared sack of Kaelin Riley on the Bears' final drive of the game ... Against Gardner-Webb (9/23) had three tackles ... At The Citadel (10/14) recorded two tackles ... Against Chattanooga (11/4) had five tackles ... In the NCAA FCS Playoffs against Furman (12/2) had one tackle and added two tackles at North Dakota State (12/9) ... **2016:** Played in ten games with nine total tackles, along with three sacks ... Had one tackle each in the first four games he played in the season ... At Chattanooga (11/12) had two tackles, including a sack in the third quarter that forced a punt ... In the NCAA FCS Playoffs against Charleston Southern (11/26) had a sack for a loss of a yard in the third quarter ... In the quarterfinals at Youngstown State (12/10) had a sack

on third down in the second quarter for a loss of four yards ... **2015:** Did not see action as a true freshman ... **HIGH SCHOOL:** A two-year starter at defensive tackle for Christ Church ... During his senior season, had 84 tackles, 26 tackles for loss, and six sacks to earn All-State, All-Conference, and All-Region honors ... As a junior, recorded 96 tackles, 24 tackles for loss and eight sacks as he was named All-State ... Christ Church won state championships in both his junior and senior seasons ... Also played basketball for three seasons ... **PERSONAL:** Son of George and Valerie Mangum ... Born June 17, 1997 ... A sociology major.

MANGUM CAREER STATISTICS

Year	GP/GS	Solo	Asst	Total	TFL-Yds	Sacks-YDS	INT-Yds	FR
2016	10/0	6	3	9	3.0-13	3.0-13	0-0	0
2017	13/0	7	17	24	2.0-6	1.0-4	0-0	0
2018	13/13	32	19	51	6.0-18	3.0-15	0-0	2
Totals	36/13	45	39	84	11.0-37	7.0-32	0-0	2



GARRISON MOORE

Tight End
6-5 • 245 • Junior
Columbia, South Carolina
Ben Lippen

2018: Played in all 13 games ... At Furman (10/13) caught a 12-yard touchdown pass from Joe Newman in the second quarter ... Added a kickoff return against Presbyterian (11/17) ... Played in both NCAA FCS Playoff games ... Named to the Southern Conference Academic Honor Roll and the Southern Conference Fall All-Academic Team ... **2017:** Played in 12 games ... At The Citadel (10/14) had a reception for 48 yards in the second quarter to set-up a Wofford touchdown ... Added a tackle at Mercer (9/9) ... Saw action in both NCAA FCS Playoff games ... Named to the Southern Conference Academic Honor Roll ... **HIGH SCHOOL:** A four-year letterman at Ben Lippen School for coach Derek White ... As a senior, played linebacker, tight end and offensive line ... Recorded 128 tackles, 32 tackles for loss and six sacks ... Named All-State first team, *The State* All-Midlands first team, HSSR All-State, and was selected to play in the SCI-SA North South game ... Team was 10-2 overall and won the state championship ... During his junior year, played tight end and defensive end ... Had 20 catches for 304 yards and three touchdowns on offense, along with 31 tackles and 11 tackles for loss on defense ... Had 77 tackles as a sophomore playing defensive line and tight end ... Also a four-year letterman in basketball, earning All-Region honors ... Lettered two

seasons in baseball and one season in soccer ... Member of the National Honor society ... Named Ben Lippen Scholar Athlete of the Year and class valedictorian ... **PERSONAL:** Son of Ray and Tina Moore ... Born May 17, 1999 ... A chemistry major.

MOORE CAREER STATISTICS

Year	GP/GS	Rec.	Yds	TD	Long
2017	12/0	1	48	0	48
2018	13/0	1	12	1	12t
TOTALS	25/0	2	60	1	48



SHAUN MOORE

Linebacker
6-1 • 227 • Junior
Columbia, South Carolina
Spring Valley High School

2018: Played in all 13 games ... Recorded nine tackles on the season, with two tackles for loss ... Against VMI (9/8) had three tackles, two of which were for a loss ... Had one tackle each at Gardner-Webb (9/29) and at Chattanooga (10/6) ... Against ETSU (10/20) had two tackles ... Added one tackle each against Mercer (10/27) and against Presbyterian (11/17) ... Played in both NCAA FCS Playoff games ... **2017:** Saw action in six games and had two tackles on the season ... Against Western Carolina (10/7) had a tackle ... Added a tackle at VMI (11/11) ... **HIGH SCHOOL:** Lettered for three seasons at Spring Valley High School with head coach Robin Bacon ... As a senior he had 64 tackles, four tackles for loss, ten pass break-ups and three forced fumbles ... Earned All-Region and All-State honors, along with a selection to the Shrine Bowl and the Palmetto Champions All-Star Team ... During his junior season, had 75 tackles, seven tackles for loss, two sacks, three forced fumbles and a fumble recovery ... Had two interceptions and 34 tackles as a sophomore ... **PERSONAL:** Son of Shaun Moore and Doreen Buchko ... Born November 11, 1998 ... Majoring in business economics.

MOORE CAREER STATISTICS

Year	GP/GS	Solo	Asst	Total	TFL-Yds	Sacks-YDS	INT-Yds	FR
2017	6/0	1	1	2	0.0-0	0.0-0	0-0	0
2018	13/0	7	2	9	2.0-4	0.0-0	0-0	0
Totals	19/0	8	3	11	2.0-4	0.0-0	0-0	0



BLAKE MORGAN

Running Back
5-9 • 190 • Senior
St. Johns, Florida
Creekside High School

2018: Played in seven games with five starts before missing the remainder of the season with an injury ... Finished third on the team with 18 receptions and had 221 rushing yards on 34 carries ... In the season opener against The Citadel (9/1) had seven carries for 20 yards and a touchdown, along with two catches for 21 yards ... Against VMI (9/8) had four catches for 49 yards ... At Wyoming (9/15) had five carries for 41 yards and six receptions for 48 yards ... At Gardner-Webb (9/29) had two catches for 43 yards and a touchdown ... At Chattanooga (10/6) ran for 50 yards on nine carries ... Against ETSU (10/20) had seven carries for 55 yards ... **2017:** Played in all 13 games with ten starts ... Was second on the team in rushing with 103 carries for 640 yards and eight touchdowns ... Also had 22 receptions for 401 yards and a touchdown ... Among Southern Conference leaders was ninth in all-purpose yards with 1,041 ... In the season opener against Furman (9/2) had eight carries and a 15-yard reception ... At Mercer (9/9) had ten carries, including the game-winning touchdown from two-yards out with 3:34 left in the game, and added two catches for 68 yards ... Against Gardner-Webb (9/23) had four catches for 45 yards and eight carries ... At Presbyterian (9/30) had two touchdowns, including a 94-yard run on the first Wofford play of the game, a five-yard touchdown run in the fourth quarter, and a 72-yard reception ... Against Western Carolina (10/7) had 11 carries for 86 yards with a 7-yard touchdown ... At The Citadel (10/14) had three catches for 40 yards and six carries ... Against Samford (10/21) had eight carries for 50 yards and two catches for 31 yards ... At ETSU (10/28) scored a touchdown on a 47-yard run in the fourth quarter and had two catches for 31 yards ... Had 11 carries for 50 yards, including a three-yard touchdown run, at VMI (11/11) ... At South Carolina (11/18) had seven carries for 31 yards, with a one-yard touchdown run in the third quarter ... In the NCAA FCS Playoffs against Furman (12/2) had nine carries for 39 yards, including a five-yard touchdown run, along with three catches for 43 yards, highlighted by a 33-yard touchdown reception in the second quarter ... At North Dakota State (12/9) had ten carries for 54 yards ... **2016:** Played in twelve games with 25 carries for 274 yards ... Added three catches for 48 yards, along with a punt return, kickoff return and pass ... In the season opener at Tennessee Tech (9/1) had three carries for 19 yards ... At Ole Miss (9/10) had four carries for 14 yards ... Against Johnson C. Smith (9/17) had a 47 run ... Against The Citadel (10/22) caught one pass for 20 yards ... Had one catch and one rush against Mercer (10/29) ... At Chattanooga (11/12) had one carry for 31 yards ... Against VMI (11/19) had three carries for 58 yards ... In the NCAA FCS Playoffs against Charleston Southern (11/26) had one carry, a punt return, a kickoff return and completed a four yard pass to Brandon Goodson in the second quarter ... At The Citadel (12/3) had three carries for

44 yards and caught a 26 yard pass ... In the quarterfinals at Youngstown State (12/10) had seven carries for 57 yards ... **HIGH SCHOOL:** A four-year letterman at running back and cornerback at Creekside High School ... As a senior, had 200 carries for 1,325 yards and had a total of 1,750 all-purpose yards ... Named first team All-County at running back ... During his junior season, ran for 820 yards on 130 carries and earned second team All-County honors ... Had 100 carries for 625 yards as a sophomore ... Also an outfielder on the baseball team, earning second team All-County honors ... **PERSONAL:** Son of William and Brenda Morgan ... Born January 20, 1998 ... A business economics major ... Cousin, Matthew Hezekiah, played basketball at S.C. State.

MORGAN CAREER STATISTICS

Year	GP/GS	Rush	Yds	TD	Long	Rec	Yds	TD	Long
2016	12/0	25	274	0	47	3	48	0	26
2017	13/10	103	640	8	94t	22	401	1	72
2018	7/5	34	221	1	29	18	185	1	26
TOTALS	32/15	162	1135	9	94t	43	634	2	72

Year	PR	Yds	TD	Long	KOR	Yds	TD	Long
2016	1	1	9	1	1	1	0	1
2017	0	0	0	0	0	0	0	0
TOTALS	1	1	9	1	1	1	0	1



MILLER MOSLEY

Quarterback
5-11 • 190 • Junior
Mobile, Alabama
St. Paul's Episcopal

2018: Played in all 13 games at quarterback ... Had 49 carries for 258 yards and two touchdowns, while completing 18-of-36 passes for 343 yards and two touchdowns ... Ranked fourth in the SoCon in passing efficiency, first in passing yards per completion (19.1) and second in passing yards per attempt (9.5) ... In the season opener against The Citadel (9/1) had four carries for 67 yards ... Against VMI (9/8) had a 10-yard touchdown run in the second quarter and completed two passes for 57 yards ... Completed a 21-yard pass at Gardner-Webb (9/29) ... At Chattanooga (10/6) had four carries for 32 yards ... Against Mercer (10/27) completed a 71-yard touchdown pass to T.J. Luther in the first quarter and had five carries for 33 yards, including a 14-yard

touchdown in the first quarter ... At Samford (11/3) had ten carries and completed three passes for 77 yards ... Against Presbyterian (11/17) threw a 40-yard touchdown pass to T.J. Luther ... In the NCAA FCS Playoffs against Elon (11/24) had six carries for 42 yards and at Kennesaw State (12/1) had five carries and completed two passes ... **2017:** Played in all 13 games, seeing time at quarterback and as the holder on PATs and field goals ... Had four carries for 25 yards and a touchdown on the season ... At Presbyterian (9/30) had one carry for seven yards ... At VMI (11/11) had two carries for 16 yards and had one incomplete pass ... In the NCAA FCS Playoffs against Furman (12/2) scored a touchdown from two-yards out on a fake field goal in the fourth quarter ... **2016:** Attended the Air Force Academy, but did not see playing time ... **HIGH SCHOOL:** Three-year starter at quarterback at St. Paul's Episcopal for coach Steve Mask ... As a starter, was 38-4 overall and won state championships his junior and senior seasons ... Threw for 4,273 yards and 42 touchdowns, along with 1,978 rushing yards and 30 touchdowns ... Lettered five seasons in football ... Also ran the 100 meters (10.8) and 200 meters (22.39) on the track team, earning four letters ... Named All-State in both football and track ... Added one letter in baseball ... 2016 St. Paul's Male Athlete of the Year ... **PERSONAL:** Son of Mike and Sharon Mosley... Born February 3, 1998 ... A biology major ... Sister, MacKensie, played volleyball at McNeese State and his mother played volleyball at Troy.

MOSLEY CAREER STATISTICS

Year	GP/GS	Cmp-Att-Int	Yds	TD	Long	Rush	Yds	TD	Long
2017	13/0	0-1-0	0	0	0	4	25	1	15
2018	13/0	18-36-3	343	2	71t	49	258	2	34
Totals	26/0	18-37-3	343	2	71t	53	283	3	34



TJ NEAL
Linebacker
6-1 • 215 • Sophomore
Hendersonville, Tennessee
Hillsboro High School

2018: Played in 11 games and recorded 11 total tackles and four sacks ... In the season opener against The Citadel (9/1) had a tackle ... Against VMI (9/8) had three tackles, two of which were sacks ... At Wyoming (9/15) had a sack in the third quarter ... At Chattanooga (10/6) sacked Nick Tiano and forced a fumble in the second quarter ... In the NCAA FCS Playoffs against Elon (11/24) had a tackle ... **HIGH SCHOOL:** Played defensive back, linebacker and running back for four seasons at Hillsboro High School ... As a senior had 70 tackles, 25 tackles for loss, 18.5 sacks and five forced fumbles, along with 12 pass break-ups ... Named All-State, All-Region and All-City, along with

Region Defensive Player of the Year honors ... During his junior season, had 62 tackles, 11.5 tackles for loss and 5.5 sacks ... **PERSONAL:** Son of Lucretia Neal ... Born March 29, 2000 ... Planning to major in business.

NEAL CAREER STATISTICS

Year	GP/GS	Solo	Asst	Total	TFL-Yds	Sacks-YDS	INT-Yds	FF
2018	11/0	9	2	11	4.0-35	4.0-35	0-0	1
Totals	11/0	9	2	11	4.0-35	4.0-35	0-0	1



JOE NEWMAN
Quarterback
5-11 • 185 • Senior
Riverdale, Georgia
Charles Drew High School

2018: Started all 13 games at quarterback ... Threw for 1,070 yards on 88-of-145 passing with eight touchdowns, along with rushing for 533 yards on 130 carries with five touchdowns ... Ranked sixth in the Southern Conference in completions and was eighth in passing yards ... In the season opener against The Citadel (9/1) ran six times for 45 yards and completed three passes ... Against VMI (9/8) was 8-of-9 passing for 129 yards and two touchdowns ... At Wyoming (9/15) had ten carries and scored a touchdown while also completing nine passes ... At Gardner-Webb (9/29) was 4-of-7 passing for 103 yards and two touchdowns ... At Chattanooga (10/6) ran for 155 yards on 16 carries, scoring on a 12-yard run and a 66-yard run, and completed 8-of-9 passes ... At Furman (10/13) ran 22 times for 67 yards and was 12-of-19 passing for 105 yards and a touchdown ... Against Mercer (10/27) ran 14 times for 55 yards and completed 7-of-12 passes for 103 yards and a touchdown ... At Western Carolina (11/10) had 12 carries for 93 yards and two touchdowns, while completing 8-of-12 passes for 140 yards and a touchdown ... Was 7-of-10 passing against Presbyterian (11/17) ... In the NCAA FCS Playoffs against Elon (11/24) had eight carries and completed three passes ... At Kennesaw State (12/1) completed 8-of-13 passes for 153 yards, including a 57-yard touchdown pass in the second quarter ... **2017:** Saw action in 11 games ... Had 42 carries for 148 yards and two touchdowns, while completing 8-of-19 passes for 167 yards ... Against Gardner-Webb (9/23) had five carries for 33 yards and completed a 20-yard pass ... Had one carry against Western Carolina and had a 17-yard completion ... Against Samford (10/21) had 12 carries for 85 yards, including a 10-yard touchdown run in the fourth quarter, and was 3-of-5 passing for 49 yards ... At VMI (11/11) had four carries for 13 yards, which included a six-yard touchdown run, and added a 37-yard completion ... At South Carolina (11/18) had six carries for 24 yards and was 2-of-3 passing for 44 yards ... **2016:** Played in five games during the season as a true

freshman ... In first game against East Tennessee State (9/24) had five carries for 30 yards and completed one of two pass attempts ... Had one carry for 19 yards against The Citadel (10/22) ... Against VMI (11/19) had one run for 31 yards ... In the NCAA FCS Playoffs at The Citadel (12/3) completed one of three passes for 26 yards and had six carries for 45 yards, including a 36-yard touchdown run in the fourth quarter to give the Terriers the lead ... At Youngstown State (12/10) in the quarterfinals, had 16 carries for 125 yards, highlighted by a 75-yard touchdown run on the first play of the third quarter ... Named team's offensive freshman of the year ... **HIGH SCHOOL:** Three-year starter at quarterback for Charles Drew High School, where he is the all-time career passing leader ... During his senior season, he had 2,800 total yards and 33 touchdowns ... Named *Atlanta Journal Constitution* Offensive Player of the Year, along with All-Region and All-State honors ... Was 128-of-227 passing for 1,743 yards and 23 touchdowns, plus had 135 carries for 1,105 yards and ten touchdowns ... As a junior, he had 1,505 passing yards and 24 touchdowns, along with 1,084 rushing yards and 11 rushing touchdowns ... Also a state finalist in the 300 meter hurdles as a member of the track team ... **PERSONAL:** Son of Anthony and Marie Newman ... Born September 27, 1997 ... Majoring in accounting.

NEWMAN CAREER STATISTICS

Year	GP/GS	Cmp-Att-Int	Yds	TD	Long	Rush	Yds	TD	Long
2016	5/0	2-7-0	27	0	26	29	250	2	75t
2017	11/0	8-19-2	167	0	37	42	148	2	27
2018	13/13	88-145-7	1070	8	57t	130	533	5	66t
Totals	16/0	98-171-9	1264	8	57t	201	931	9	75t



LANDON PARKER
Tight End
6-2 • 200 • Freshman-2
Concord, North Carolina
Mt. Pleasant High School

2018: Played in four games at wide receiver ... Had two catches for 33 yards, including a 21-yard touchdown pass from Joe Newman, against VMI (9/8) ... **HIGH SCHOOL:** A three-year starter at Mt. Pleasant High School for coach Mike Johns ... As a senior had 54 catches for 1,210 yards and 17 touchdowns, while also punting and returning kicks ... Named Rocky River Conference Special Teams Player of the Year, All-County, All-Region and North Carolina Preps All-State ... During his junior year averaged 29 yards per kickoff return and returned three punts for touchdowns ... Also lettered three years in

basketball and two years in baseball ... As a senior, won the Class 2A state champion in the high jump ... **PERSONAL:** Son of Daren and Stephanie Parker ... Born September 2, 1999 ... Undecided on major ... Father, Daren, played football at South Carolina (1987-91) and for the Denver Broncos, his mother played volleyball at South Carolina (1986-89), while his brother, Austin, plays football at Duke.

PARKER CAREER STATISTICS

Year	GP/GS	Rec	Yds	TD	Long
2018	4/0	2	33	1	21t
TOTALS	4/0	2	33	1	21t



DARRON PASCHAL
Cornerback
5-10 • 190 • Junior
Atlanta, Georgia
Westlake High School

2018: Played in ten games and had five total tackles ... Against VMI (9/8) had two solo tackles ... Added a tackle at Samford (11/3) ... Against Presbyterian (11/17) had two tackles ... Saw action in the NCAA FCS Playoff game at Kennesaw State (12/1) ... **2017:** Saw action in 11 games ... Had one tackle each against Western Carolina (10/7) and at VMI (11/11) ... In the NCAA FCS Playoffs, had a solo tackle at North Dakota State (12/9) ... **2016:** Did not see action as a true freshman ... **HIGH SCHOOL:** Four-year letterman at defensive back for Westlake High School ... Had 65 total tackles and eight tackles for loss during his senior year, as he played defensive back, linebacker, and wide receiver ... As a junior, had 46 total tackles, two sacks, and an interception ... Team was 10-3 his senior season and 10-2 his junior year ... Also ran the 100 and 400 meters as a member of the track and field team ... **PERSONAL:** Son of Robert and Ebony Ross ... Born March 16, 1998 ... Majoring in sociology and anthropology ... Father, Robert, played football at Norfolk State University.

PASCHAL CAREER STATISTICS

Year	GP/GS	Solo	Asst	Total	TFL-Yds	Sacks-YDS	INT-Yds	FR
2017	11/0	2	1	3	0.0-0	0.0-0	0-0	0
2018	10/0	4	1	5	0.0-0	0.0-0	0-0	0
Totals	21/0	6	2	8	0.0-0	0.0-0	0-0	0





KENT PHELPS

Running Back
5-11 • 185 • Junior
Hagerhill, Kentucky
Paintsville High School

2018: Did not see action due to injury ... **2017:** Did not see action due to injury ... **HIGH SCHOOL:** A three-year starter at running back for Paintsville High School for coach Joe Chirico and was named All-Conference three times ... As a senior, ran for 2,044 yards on 186 carries with 32 touchdowns and had 12 catches for 205 yards and three touchdowns ... Earned second team All-State honors as the team posted a 13-1 record ... During his junior season, had 178 carries for 1,579 yards and 19 touchdowns, along with seven receptions for 202 yards and a pair of touchdowns ... Missed his sophomore year due to injury and had 1,188 yards rushing on 161 carries as a freshman ... Also played baseball and ran the 100 and 200 meters in track ... **PERSONAL:** Son of Billy and Beth Phelps ... Born March 7, 1998 ... Majoring in business economics ... Father played football at Georgetown College.



COREY PRINCE

Defensive Line
6-0 • 280 • Sophomore
Lauderhill, Florida
Chaminade-Madonna

2018: Played in seven games with eight tackles on the defensive line ... At Chattanooga (10/6) had two tackles ... At Furman (10/13) had three tackles ... Added two tackles against Presbyterian (11/17) ... Played in both NCAA FCS Playoff games and had one tackle at Kennesaw State (12/1) ... **HIGH SCHOOL:** A four-year starter on the defensive line at Chaminade-Madonna ... As a senior, the team was 11-2 for coach Dameon Jones and won the 3A State Championship ... Had 64 tackles, 20 tackles for loss and 11 sacks as he earned second team All-County honors ... During junior year he had 70 tackles, 31 tackles for loss and 11 sacks and was named third team All-State ... The team was 10-4 and was state runner-up ... In career, had 210 total tackles and 82 tackles for loss, along with seven fumble recoveries ... **PERSONAL:** Son of Terry Prince and Tiffany Davis ... Born March 8, 2000 ... Planning to major in sociology.

PRINCE CAREER STATISTICS

Year	GP/GS	Solo	Asst	Total	TFL-Yds	Sacks-Yds	INT-Yds	FF
2018	7/0	7	1	8	0.5-0	0.0-0	0-0	0
Totals	18/2	6	1	7	0.0-0	0.0-0	0-0	0



MICHAEL RALPH

Offensive Line
6-4 • 290 • Junior
Loveland, Ohio
Loveland High School

66

2018: Started 11 games at left tackle ... Recorded 45 knockdown blocks on the season ... Named All-Southern Conference first team by the media ... In the season opener against The Citadel (9/1) had seven knockdown blocks ... Had six knockdown blocks each at Western Carolina (11/10) and against Presbyterian (11/17) ... In the NCAA FCS Playoffs, had three knockdown blocks against Elon (11/24) and five at Kennesaw State (12/1) ... Named to the Southern Conference Academic Honor Roll and the Southern Conference Fall All-Academic Team ... **2017:** Started all 13 games at right tackle ... Finished the season with 46 knockdown blocks ... In the season opener against Furman (9/2) had five knockdown blocks ... Posted a season-high ten knockdown blocks at The Citadel (10/14) ... Against Samford (10/21) had six knockdown blocks ... In the NCAA FCS Playoffs, had two knockdown blocks against Furman (12/2) and one at North Dakota State (12/9) ... Named to the Southern Conference Academic Honor Roll and the Southern Conference Fall All-Academic Team ... **2016:** Played in five games ... Recorded a knockdown block against Johnson C. Smith (9/17) ... Named to the Southern Conference Academic Honor Roll ... **2015:** Did not see time as a true freshman ... Named to the Southern Conference Academic Honor Roll ... **HIGH SCHOOL:** Lettered twice as an offensive lineman at Loveland High School ... As a senior, was named first team All-Conference ... During his junior season, the team won a state championship and he was named honorable mention All-Conference ... Also played basketball, earning a letter at center ... Member of the National Honor Society ... **PERSONAL:** Son of Bill and Mary Ralph ... Born June 18, 1996 ... Majoring in physics ... Father, Bill, played soccer at Michigan State ... Sister, Emily, rowed at Ohio State from 2010-12 ... Sister, Anna, won a national championship in varsity eight for the Buckeyes in 2015, as Ohio State also won the team championship.





DIMITRI
REDWOOD

Cornerback
6-2 • 200 • Senior
North Ridgeville, Ohio
Midview High School

18

2018: Played in all 13 games with one start and recorded 21 total tackles, along with one interception ... Against VMI (9/8) had one tackle and in the fourth quarter returned an interception 45-yards for a touchdown ... At Wyoming (9/15) had two tackles ... Added two tackles at Furman (10/13) ... Started at Samford (11/3) and had six tackles ... Against Presbyterian (11/17) had four tackles ... Played in both NCAA FCS Playoff games ... **2017:** Saw action in six games ... Recorded one tackle at Mercer (9/9) ... In the NCAA FCS Playoffs against Furman (12/2) had one tackle ... **2016:** Played in 12 games with two starts at cornerback ... Had five total tackles on the season ... In first start at Furman (11/5) had a solo tackle ... Started at Chattanooga (11/12) and had four solo tackles ... **HIGH SCHOOL:** A three-year letterman at cornerback and wide receiver for Midview High School ... During his senior season, had 33 tackles, 12 passes defended and two interceptions on defense ... Added 54 catches for 902 yards and 11 touchdowns at receiver as the team was 11-1 ... Earned All-Conference, All-County, All-District and All-State honors, along with a spot in the Ohio North/South All-Star Classic ... As a junior, had 33 tackles, five pass break-ups and three fumble recoveries, plus 44 catches for 628 yards and eight touchdowns ... Also lettered on the basketball team as a forward ... Member of the National Honor Society ... **PERSONAL:** Son of Donald and Dorothy Redwood ... Born August 24, 1998 ... A finance major ... Older brother, Dante, played cornerback at Mercyhurst University.

REDWOOD CAREER STATISTICS

Year	GP/GS	Solo	Asst	Total	TFL-Yds	Sacks-Yds	INT-Yds	FF
2016	12/2	5	0	5	0.0-0	0.0-0	0-0	0
2017	6/0	1	1	2	0.0-0	0.0-0	0-0	0
2018	13/1	14	7	21	0.0-0	0.0-0	1-45t	0
Totals	31/3	20	8	28	0.0-0	0.0-0	1-45t	0



ANDY
RIAZZI

Fullback
6-1 • 210 • Junior
Dayton, Ohio
Bishop Fenwick

25

2018: Played in seven games and had 15 carries for 83 yards ... Against VMI (9/8) had eight carries for 45 yards, including a long of 20 yards ... Added one carry each in games at Gardner-Webb (9/29) and against Mercer (10/27) ... Against Presbyterian (11/17) had five carries for 32 yards ... Named to the Southern Conference Fall All-Academic Team ... **2017:** Saw action in three games ... At VMI (11/11) had two carries for two yards ... Named to the Southern Conference Academic Honor Roll ... **2016:** Did not see action as a true freshman ... Named to the Southern Conference Academic Honor Roll ... **HIGH SCHOOL:** A three-year letterman at Bishop Fenwick High School at running back ... As a senior, had 500 rushing yards on 75 carries and six touchdowns, along with two receiving touchdowns ... During his junior season, had 67 carries for 430 yards and four touchdowns ... Named second team All-Conference as a junior and senior ... Team won three league championships and was region champions with a 13-1 record his senior year ... Also lettered twice in basketball ... Added a letter in lacrosse as a senior, reaching the regional finals ... **PERSONAL:** Son of John and Jill Riazzi ... Born September 24, 1997 ... Majoring in finance and accounting ... Brother, C.J., played football at the Air Force Academy ... Grandfather, Carmen Riazzi, played basketball at Dayton.

RIAZZI CAREER STATISTICS

Year	GP/GS	Rush	Yds	TD	Long
2017	3/0	2	2	0	3
2018	7/0	15	83	0	20
TOTALS	10/0	17	85	0	20



JAXEN
ROGERS

Safety
5-11 • 190 • Freshman-2
Mt. Pleasant, South Carolina
Wando High School

35

2018: Played against VMI (9/8) and had one tackle ... Named to the Southern Conference Academic Honor Roll ... **HIGH SCHOOL:** A three-year starter at safety for Wando High School ... As a senior, had four interceptions and scored three touchdowns ... Also played baseball for four seasons, winning district and region championships ... Member of the Beta Club ... **PERSONAL:** Son of George and Cher Rogers ... Born July 6,

2000 ... Planning to focus on health sciences ... Father, George, played baseball at The Citadel and grandfather played baseball at Western Carolina.

ROGERS CAREER STATISTICS

Year	GP/GS	Solo	Asst	Total	TFL-Yds	Sacks-Yds	INT-Yds	FF
2018	1/0	1	0	1	0.0-0	0.0-0	0-0	0
Totals	1/0	1	0	1	0.0-0	0.0-0	0-0	0



LIAM
RONAN

Offensive Line
6-3 • 290 • Senior
Lexington, South Carolina
Lexington High School

2018: Started all 13 games at left guard ... Finished third on the team with 76 knockdown blocks ... In the season opener against The Citadel (9/1) had seven knockdown blocks ... At Wyoming (9/15) had 12 knockdown blocks ... Added nine knockdown blocks at Gardner-Webb (9/29) ... Led the team with 12 knockdown blocks at Western Carolina (11/10) ... In the NCAA FCS Playoffs, had two knockdown blocks against Elon (11/24) and had six at Kennesaw State (12/1) ... Named to the Southern Conference Academic Honor Roll ... **2017:** Saw action in six games ... At VMI (11/11) had three knockdown blocks ... Named to the Southern Conference Academic Honor Roll and the Southern Conference Fall All-Academic Team ... **2016:** Saw action in six games ... Against East Tennessee State (9/24) had three knockdown blocks ... Named to the Southern Conference Academic Honor Roll ... **2015:** Did not see action as a true freshman ... Named to the Southern Conference Academic Honor Roll ... **HIGH SCHOOL:** A three-year letterman on the offensive line at Lexington High School ... As a senior, played at left tackle and right guard as he earned All-Region and HSSR All-State honors ... The team MVP was also selected to the 2014 Shrine Bowl ... During his junior season, played at left tackle as the team was 10-3 overall and reached the second round of the playoffs ... Also lettered twice in lacrosse ... Member of the National Honor Society and an AP Scholar ... **PERSONAL:** Son of George and Melanie Ronan ... Born February 1, 1997 ... A physics major.



RETT
RUSSELL

Linebacker
6-3 • 190 • Freshman-2
Acworth, Georgia
Allatoona High School

2018: Played in three games with seven tackles and a sack ... Against VMI (9/8) had four tackles and sacked Chance Newman for a loss in the fourth quarter ... Against Presbyterian (11/17) had three tackles, two of which were for a loss ... **HIGH SCHOOL:** Two-year starter on defense for Allatoona High School ... As a senior, played free safety and outside linebacker with 60 tackles, eight tackles for loss, two sacks and an interception ... Played free safety as a junior with 40 tackles and three pass break-ups ... Team was 14-1 and won the state championship his sophomore season ... Also played two seasons of varsity baseball as a pitcher and outfielder ... Member of the Beta Club ... **PERSONAL:** Son of Russ Russell and Heather Chamblee ... Born November 11, 1999 ... Planning to major in biology.

RUSSELL CAREER STATISTICS

Year	GP/GS	Solo	Asst	Total	TFL-Yds	Sacks-Yds	INT-Yds	FF
2018	3/0	5	2	7	3.0-12	1.0-7	0-0	0
Totals	3/0	5	2	7	3.0-12	1.0-7	0-0	0



NICK
RUSSO

Offensive Line
6-2 • 290 • Freshman-2
Chester, N.J.
St. Joseph Regional

2018: Saw action against Presbyterian (11/17) ... **HIGH SCHOOL:** A three-year starter on the offensive line at St. Joseph Regional High School for coach Augie Hoffmann ... As a senior was named first team All-Bergen County and first team All-Metro as he had 22 pancake blocks and scored one touchdown ... During his junior season the team was 9-2 and won the state championship as he was second team All-Bergen County ... Team was 8-4 and finished third in the state as a sophomore ... Also threw the shot in the track team ... **PERSONAL:** Son of Guy and Maureen Russo ... Born January 5, 1999 ... Undecided on major.



JOSH SCRUGGS

Long Snapper
6-0 • 245 • Sophomore
Leesville, South Carolina
Batesburg-Leesville

2018: Did not see action ... Joined the team for 2018 spring practice ... **HIGH SCHOOL:** Played for four seasons on the offensive line and as the long snapper for Batesburg-Leesville High School ... Team captain his senior season as the team was 10-5 overall and state runner-up ... As a freshman, team won the state championship with a 12-2 record ... Received the team's academic award for the highest grade point average ... Also played baseball as a first baseman and pitcher ... President of the Beta Club and a Wofford Scholar ... **PERSONAL:** Son of Joey and Jennifer Scruggs ... Born August 26, 1999 ... Majoring in biology and Spanish ... Twin brother Jacob also attends Wofford.



ZACH SMITH

Tight End
6-4 • 260 • Freshman-2
Ararat, Virginia
Mount Airy High School

2018: Did not see action as a true freshman ... **HIGH SCHOOL:** A four-year letterman on the offensive line at Mount Airy High School for coach Kelly Holder ... As a senior the team was 14-1 overall, winning the conference championship and finishing as the state runner-up ... Named All-Conference and All-State ... During his junior season, team was 13-2 overall to win the conference championship and runner-up in the region ... Also threw the shot put and discus for the track and field team ... Team won the state championship his junior season ... Member of the National Honor Society ... **PERSONAL:** Son of Darren Smith and Holly Schneider ... Born October 21, 1999 ... Planning to focus on pre-med studies ... Grandfather played basketball at the University of Detroit.



COLLIN SPRINGER

Long Snapper
5-11 • 205 • Freshman-2
Leesville, South Carolina
Newberry High School

2018: Did not see action as a true freshman ... **HIGH SCHOOL:** Three-year varsity starter as the long snapper for Newberry High School and head coach Phil Strickland ... Team was 11-2 his senior season and lost in the third round of the state playoffs ... As a junior the team was 11-5 overall ... Reached the state championship game his sophomore season as the team posted a 12-3 record ... Twice named Newberry County Touchdown Club Player of the Month ... Member of the Beta Club ... **PERSONAL:** Son of Gary and Tonya Springer ... Born April 7, 2000 ... Planning to major in finance.



ULYSSES STRAWTER

Safety
5-10 • 185 • Junior
Chattanooga, Tennessee
Baylor School

2018: Played in all 13 games and had 11 total tackles ... At Wyoming (9/15) had two tackles ... At Furman (10/13) had two tackles ... Added two tackles against ETSU (10/20) ... Against Presbyterian (11/17) had two tackles ... In the NCAA FCS Playoffs, had one tackle against Elon (11/24) ... **2017:** Played in all 13 games and recorded 13 tackles, along with a forced fumble ... At Presbyterian (9/30) had two tackles ... Added two tackles at The Citadel (10/14) ... At VMI (11/11) had five tackles and forced a fumble in the third quarter that was recovered by JoJo Tillery ... In the NCAA FCS Playoffs at North Dakota State (12/9) had two tackles ... **2016:** Did not see action as a true freshman ... **HIGH SCHOOL:** A three-year starter in the secondary at the Baylor School ... As a senior safety, had 75 tackles, three interceptions, three blocked kicks, and three touchdowns scored to earn All-State honors ... During his junior season at safety, recorded 74 tackles and a pair of interceptions ... Played cornerback as a sophomore and had 64 tackles and a sack ... Twice named to the *Times Free Press* Best of Preps first team and also named All-Conference twice ... Also was a member of the track team ... **PERSONAL:** Son of Ulysses Strawter, Sr. and Kimberly Strawter ... Born January 1, 1998 ... A finance major.

STRAWTER CAREER STATISTICS

Year	GP/GS	Solo	Asst	Total	TFL-Yds	Sacks-Yds	INT-Yds	FF
2017	13/0	7	6	13	0.0-0	0.0-0	0-0	1
2018	13/0	5	6	11	0.0-0	0.0-0	0-0	0
Totals	26/0	12	12	24	0.0-0	0.0-0	0-0	1



EVAN SUGGS

Halfback
6-0 • 200 • Junior
Boone, North Carolina
Watauga High School

2018: Played in four games with four carries for 13 yards and a touchdown ... Against VMI (9/8) had two carries for two yards ... Against Presbyterian (11/17) had two carries for 11 yards, including a two-yard touchdown run in the second quarter ... **2017:** Saw action in four games ... On the season had eleven carries for 37 yards ... Against Gardner-Webb (9/23) had five carries for 15 yards ... Had one carry for four yards against Western Carolina (10/7) ... At VMI (11/11) had five carries for 18 yards ...

HIGH SCHOOL: Played fullback at Watauga High School for four seasons, starting the last two seasons for head coach Ryan Habich ... Also played linebacker and safety ... As a senior, rushed for 1,900 yards and scored 24 touchdowns to lead the conference ... On defense had 60 tackles and five sacks, along with two interceptions ... Named All-Conference three times and was the 4A Northwestern Defensive Player of the Year ... During his junior season, ran for 1,583 yards on 174 carries with 20 touchdowns ... In addition, he was named the MVP of the basketball team in 2015 ... Twice named to the All-Conference Academic Team ... **PERSONAL:** Son of Trent and Wendy Suggs ... Born September 2, 1998 ... Majoring in computer science.

SUGGS CAREER STATISTICS

Year	GP/GS	Rush	Yds	TD	Long
2017	4/0	11	37	0	6
2018	4/0	4	13	1	9
TOTALS	8/0	15	50	1	9



**RYAN
TITUS**

Linebacker
6-1 • 215 • Junior
Mooresville, North Carolina
Davidson Day School

2018: Played in all 13 games ... Finished the season with 22 total tackles and a sack ... Against VMI (9/8) had three tackles ... At Furman (10/13) had two tackles ... Against Mercer (10/27) shared a sack of Kaelin Riley with Joe Beckett in the third quarter ... At Samford (11/3) had four tackles ... Against Presbyterian (11/17) had four tackles and shared a sack with Miles Brown ... In the NCAA FCS Playoffs had two tackles against Elon (11/24) ... Named to the Southern Conference Academic Honor Roll and the Southern Conference Fall All-Academic Team ... **2017:** Played in seven games, primarily on special teams ... Named to the Southern Conference Academic Honor Roll ... **HIGH SCHOOL:** A four-year starter at Davidson Day School for coach Chad Grier ... As a senior inside linebacker, recorded 160 total tackles, six tackles for loss, three sacks and a pair of interceptions as he was named NCISAA All-State ... During his junior season, the team was 12-0 and won the state championship ... Had 108 total tackles, four sacks and two interceptions to earn All-State recognition ... As a sophomore had 109 tackles and 16 tackles for loss ... The team went 12-1 and won a state title his freshman season ... Also played lacrosse for three seasons ... **PERSONAL:** Son of Jeff and Michelle Titus ... Born April 3, 1998 ... Majoring in business economics ... Father played four years of college soccer.

TITUS CAREER STATISTICS

Year	GP/GS	Solo	Asst	Total	TFL-Yds	Sacks-Yds	INT-Yds	FF
2018	13/0	15	7	22	1.0-9	1.0-9	0-0	0
Totals	13/0	15	7	22	1.0-9	1.0-9	0-0	0



**D'MAURIAE
VANCLEAVE**

Halfback
5-7 • 160 • Junior
Danville, Kentucky
Danville High School

3

2018: Played in all 13 games with one start ... Had 21 carries for 189 yards and three touchdowns, while catching 21 passes for 285 yards and a touchdown ... Second on the team in receptions and receiving yards ... At Gardner-Webb (9/29) had three carries for 14 yards and a touchdown while having two receptions for 24 yards ... Against Mercer (10/27) had two catches for 42 yards ... At Samford (11/3) had four carries for 24 yards, including a 19-yard touchdown, and two catches for 56 yards ... At Western Carolina (11/10) had four receptions for 41 yards ... Started against Presbyterian (11/17) and had six carries for 91 yards, which included a 67-yard touchdown run, along with two catches for 20 yards ... In the NCAA FCS Playoffs against Elon (11/24) had three carries for 21 yards ... At Kennesaw State (12/1) had five catches for 93 yards, with a 57-yard touchdown reception in the second quarter ... **HIGH SCHOOL:** Three-year starter at running back and defensive back for Danville High School ... Was named Kentucky's Mr. Football by the Associated Press, accounting for 1,095 receiving yards, 762 rushing yards and 29 all-purpose touchdowns as a senior ... Led team to a 13-0 record for coach Clay Clevenger and won the school's first state title since 2003 ... Was the state championship game MVP with 218 all-purpose yards and four touchdowns, along with two interceptions ... Also named the Danville *Advocate-Messenger* Athlete of the Year ... As a junior had 72 catches for 1,022 yards and ran for 211 yards on 37 carries with 20 total touchdowns on offense ... Added 50 tackles and nine interceptions at defensive back ... During sophomore season had 22 total touchdowns ... Received All-State honors his sophomore, junior and senior seasons ... Ended career with 220 receptions for 3,012 yards and 148 carries for 1,317 yards and 73 total touchdowns, along with 16 interceptions ... Played in the Kentucky/Tennessee Border Bowl game and the Best of the



Bluegrass All-Star football game ... Also played basketball, baseball, and ran track ... As a senior, won the state championship in the 100 meters in 10.96 and added a state title in the 4x200 relay ... **PERSONAL:** Son of Richard and Daphne VanCleave ... Born October 9, 1999 ... Undecided on major.

VAN CLEAVE CAREER STATISTICS

Year	GP/GS	Rush	Yds	TD	Long	Rec	Yds	TD	Long
2018	13/1	21	188	3	67t	21	285	1	57t
TOTALS	13/1	21	188	3	67t	21	285	1	57t



ISAIAH WALKER

Safety
6-0 • 190 • Freshman-2
Jacksonville, Florida
Fleming Island High School

2018: Played in four games but did not have a tackle ... **HIGH SCHOOL:** Played defense for four seasons at Fleming Island High School ... As a senior, had 115 tackles and four sacks at safety ... Earned first team All-Conference and first team All-County honors ... Also ran the 100 and 200 meters on the track team ... **PERSONAL:** Son of Lewis and Amy Walker ... Born September 20, 1999 ... Undecided on major ... Mother, Amy, played volleyball and basketball at West Alabama.



NATHAN WALKER

Fullback
6-0 • 225 • Sophomore
Ridgeville, South Carolina
Cross High School

2018: Played in all 13 games with one start ... Had 77 carries for 547 yards and three touchdowns ... Finished third on the team in rushing yards ... In the season opener against The Citadel (9/1) had five carries ... Against VMI (9/8) had nine carries for 92 yards and scored a touchdown in the second quarter ... At Gardner-Webb (9/29) had six carries for 58 yards ... Added six carries at Chattanooga (10/6) ... Against Mercer (10/27) had four carries for 58 yards, including a seven-yard touchdown in the fourth quarter ... Against Presbyterian (11/17) had eight carries for 85 yards ... In the NCAA FCS Playoffs against Elon (11/24) had 14 carries for 90 yards and scored a four-yard touchdown in the third quarter ... At Kennesaw State (12/1) had eleven carries for 56 yards and caught one pass ... **HIGH SCHOOL:** A standout at running back and linebacker at Cross High School for coach Shaun Wright ... As a senior, ran for 1,417 yards on 136 carries with 17 touchdowns, along with 94 tackles on defense ... Named All-State, Class A Defensive Player of the Year, Berkeley County Defensive Player of the Year, All-Low Country, Region 5 Player of the Year and played in the Shrine Bowl ... During junior year had 1,256 yards on 113 carries with 14 touchdowns, plus 87 tackles at linebacker to earn All-State and All-Region honors ... Primarily played tight end and linebacker as a sophomore with 74 tackles to be named All-Region ... Also played basketball and ran sprints and hurdles for the track team ... Finished second in the SCHSL A Lower State in the 4x100 relay and third in the 4x400 relay as a senior ... **PERSONAL:** Son of Nathan Walker and Tandra Gantt ... Born March 17, 2000 ... Undecided on major.

WALKER CAREER STATISTICS

Year	GP/GS	Rush	Yds	TD	Long
2018	13/1	77	547	3	63
TOTALS	13/1	77	547	3	63




JIMMY WEIRICK

Quarterback
5-11 • 185 • freshman-2
Pickering, Ohio
Pickering North High School

2018: Saw action in two games ... Against VMI (9/8) had four carries for 69 yards, including a 63-yard touchdown run in the third quarter ... Completed 5-of-6 passes for 35 yards against the Keydets and punted once for 37 yards ... At Gardner-Webb (9/29) had four carries for 23 yards ... **HIGH SCHOOL:** Started for four seasons at quarterback for Pickerington North ... As a senior, threw for 2,680 yards and 34 touchdowns while rushing for 1,083 yards and twelve touchdowns ... Team was 10-3 overall and reached the regional finals ... Earned first team All-District, All-Metro and All-Ohio honors, along with All-Ohio D1 Offensive Player of the Year honors ... Holds all passing records at Pickerington North ... During junior season threw for 2,827 yards and 28 touchdowns, along with 364 rushing yards and seven touchdowns ... Missed most of sophomore season due to injury ... As a freshman completed 65 passes for 1,118 yards and 11 touchdowns ... Also played basketball and competed in the high jump on the track team ... **PERSONAL:** Son of Frank and CeCe Weirick ... Born July 7, 1999 ... Planning to major in business ... His brother, Frankie, won the 2016 national championship with Mount Union.

WEIRICK CAREER STATISTICS

Year	GP/GS	Cmp-Att-Int	Yds	TD	Long	Rush	Yds	TD	Long
2018	2/0	5-6-0	35	0	13	8	92	1	63t
Totals	2/0	5-6-0	35	0	13	8	92	1	63t



JIM WELSH

Wide Receiver
6-1 • 180 • Junior
Winston-Salem, North Carolina
Woodberry Forest

2018: Played in five games ... At Furman (10/13) had one catch for nine yards in the fourth quarter ... Named to the Southern Conference Academic Honor Roll ... **2017:** Did not see action ... Joined the team for spring practice in 2017 ... Named to the Southern Conference Academic Honor Roll ... **HIGH SCHOOL:** As a senior, played wide

receiver at Woodberry Forest as the team was 10-1 and won the state championship ... Also won the state title with an 8-1 record during his junior season ... Also played basketball and baseball ... **PERSONAL:** Son of Jim and Beth Welsh ... Born December 12, 1997... A finance major.

WELSH CAREER STATISTICS

Year	GP/GS	Rec.	Yds	TD	Long
2018	5/0	1	9	0	9
TOTALS	5/0	1	9	0	9



DT
WILSON

Linebacker
6-1 • 235 • Senior
Hartsville, South Carolina
Hartsville High School

2018: Started all 13 games at inside linebacker ... Finished season with 44 total tackles and six tackles for loss ... In the season opener against The Citadel (9/1) had six tackles, including one for a loss ... At Gardner-Webb (9/29) had four tackles ... Added four tackles at Furman (10/13) ... Against Mercer (10/27) had five tackles, including a sack of Kaelan Riley in the second quarter ... At Samford (11/3) had four tackles and shared a sack of Devlin Hodges with Miles Brown in the first quarter ... At Western Carolina (11/10) had six tackles to lead the team ... Against Presbyterian (11/17) had four tackles, two of which were for a loss ... In the NCAA FCS Playoffs against Elon (11/24) had four tackles with one for a loss ... At Kennesaw State (12/1) had two tackles ... **2017:** Started eleven games at inside linebacker ... Finished fourth on the team with 71 total tackles and had 4.5 tackles for loss, one sack, and two fumble recoveries ... In the season opener against Furman (9/2) had six tackles ... At Mercer (9/9) led team with seven tackles ... Against Western Carolina (10/7) had seven tackles ... At The Citadel (10/14) had a team-high 12 tackles and recovered a fumble in the third quarter ... Against Samford (10/21) had seven tackles, with 1.5 tackles for loss ... At ETSU (10/28) had five tackles, including a sack of Austin Herink in the third quarter that forced a fumble ... Recorded seven tackles against Chattanooga (11/4) ... In the NCAA FCS Playoffs against Furman (12/2) had seven tackles, including 1.5 tackles for loss ... Added six tackles at North Dakota State (12/9) ... **2016:** Started all 14 games at inside linebacker ... Led the team in tackles with 97 and also had six tackles for loss and two sacks ... Was named to the Southern Conference All-Freshman Team and HEROES All-Freshman Team ... In the season opener at Tennessee Tech (9/1) had five tackles, with one tackle for loss ... At Ole Miss (9/10) had five tackles ... At Western Carolina (10/8) led the team with ten tackles and sacked Tyrie Adams in the fourth quarter to force a fumble that Wilson recovered ... Against The Citadel (10/22) led the team with 15 tackles, including one tackle for loss ... At Furman (11/5) had eight tackles to lead the team ... At Chattanooga (11/12) had five tackles, including a sack for a loss of eight yards, and recovered a fumbled ball in the end zone for a safety in the second quarter ... Against VMI (11/19) led the team with 11 tackles ... In the NCAA FCS Playoffs, had four tackles against Charleston Southern (11/26) ... At The Citadel (12/3) had a team-high 14 tackles ... In the quarterfinals at Youngstown State (12/10) had five tackles ... **HIGH SCHOOL:** Four-year starter at linebacker for Hartsville High School ... Earned All-State honors for three seasons and Region Defensive Player of the Year honors twice ... During his senior season, recorded 107 tackles, eight tackles for loss and three interceptions as the team won a region championship with a 12-1 mark ... As a junior, had 158 tackles, including 16 tackles for loss, and three fumble recoveries ... Hartsville was 14-1, region champion, and state runner-up during his junior year ... Added 96 tackles and a pair of interceptions during his sophomore year ... Team won the state championship with a 15-0 record his freshman season ... Named Defensive Player of the Year three times for Hartsville and earned All-Conference honors for three seasons

... Took part in Palmetto Boys State ... **PERSONAL:** Son of David Wilson and Taneisha Pendergrass ... Born November 21, 1997 ... A business economics major.

WILSON CAREER STATISTICS

Year	GP/GS	Solo	Asst	Total	TFL-Yds	Sacks-Yds	INT-Yds	FF-FR
2016	14/14	45	52	97	6.0-20	2.0-11	0-0	1-1
2017	11/11	25	46	71	4.5-16	1.0-9	0-0	2-1
2018	13/13	30	14	44	6.0-25	1.5-14	0-0	1-0
Totals	38/38	100	112	212	16.5-61	4.5-34	0-0	4-2



JIREH
WILSON

Linebacker
6-1 • 220 • Senior
Calhoun, Georgia
Calhoun High School

2018: Started all 13 games at outside linebacker ... Led the team with 59 total tackles ... Added two forced fumbles, two fumble recoveries, six tackles for loss and a sack ... In the season opener against The Citadel (9/1) had six tackles ... At Gardner-Webb (9/29) led the team with eight tackles ... At Chattanooga (10/6) had four tackles and forced a fumble in the first quarter ... At Furman (10/13) had five tackles ... Against ETSU (10/20) had six tackles and sacked Austin Herink in the first quarter ... Led the team with nine tackles against Mercer (10/27) ... Had four tackles at Samford (11/3) ... At Western Carolina (11/10) had four tackles, along with a forced and recovered fumble by Tyrie Adams in the first quarter ... In the NCAA FCS Playoffs against Elon (11/24) had seven tackles, two of which were for a loss ... At Kennesaw State (12/1) had two tackles ... **2017:** Played in all 13 games with four starts at outside linebacker ... Recorded 47 total tackles, with 4.5 tackles for loss ... Had four tackles each in games against Furman (9/2) and at Mercer (9/9) ... Led the team with eight tackles against Gardner-Webb (9/23) ... At Presbyterian (9/23) had four tackles ... Added four tackles against Western Carolina (10/7) with one tackle for a loss ... Had four tackles at The Citadel (10/14) ... At ETSU (10/28) had a tackle for loss ... At South Carolina (11/18) had nine tackles ... In the NCAA FCS Playoffs, had two tackles against Furman (12/2) and had a tackle for loss at North Dakota State (12/9) ... **2016:** Played in all 14 games and recorded 34 tackles on the season ... Named to the Southern Conference

All-Freshman Team ... Against Johnson C. Smith (9/17) had three tackles, including a sack for a loss of five yards ... Had four tackles each in games against East Tennessee State (9/24) and at Samford (10/1) ... At Furman (11/5) forced a fumble in the second quarter that was recovered by Terrance Morris ... At Chattanooga (11/12) intercepted a pass in the third quarter and returned it ten yards to the Mocs five-yard line, setting up a touchdown ... In the NCAA FCS Playoffs, had a total of seven tackles in the three games, including four at The Citadel (12/3) ... Named to the Southern Conference Academic Honor Roll ... **HIGH SCHOOL:** A four-year letterman in football and basketball at Calhoun High School ... As a senior had 79 tackles, 16 tackles for loss and two sacks as the team was 13-1 ... During his junior year, the team was 15-0 and won the state championship ... Had 84 tackles, 23 tackles for loss and six sacks ... Honors received included County Defensive Player of the Year, All-Region, All-Chattanooga first team, and All-State ... Team reached the state championship game his freshman season ... Named All-Region in basketball, scoring over 1,000 career points and holds school records for single season and career assists ... **PERSONAL:** Son of Jackie and Tera Wilson ... Born September 7, 1997 ... A biology major ... Older brother, Terrell, played football at the University of the Cumberland.

WILSON CAREER STATISTICS

Year	GP/GS	Solo	Asst	Total	TFL-Yds	Sacks-Yds	INT-Yds	FF-FR
2016	14/0	18	16	34	3.5-13	1.0-5	1-10	1-0
2017	13/4	17	30	47	4.5-10	0.0-0	0-0	0-0
2018	13/13	40	19	59	6.0-20	1.0-8	0-0	2-2
Totals	40/17	75	65	140	14.0-43	2.0-13	1-10	3-2



DRE YARBOUGH
Cornerback
6-1 • 180 • Freshman-2
Greenwood, South Carolina
Greenwood High School

2018: Did not see action as a true freshman ... **HIGH SCHOOL:** Played quarterback at Greenwood High School for coach Dan Pippen ... As a senior set a school record with 3,697 total yards ... Named the Region 2 5A Player of the Year, All-Region, All-Lake-lands and played in the North-South All-Star game ... Broke ten Greenwood records as a senior, including Armanti Edwards' mark for total offense in a season of 3,467 yards ... **PERSONAL:** Son of Bernard and Macie Yarbough ... Born March 22, 2000 ... Undecided on major.

TERRIER NEWCOMERS

JACQUEZ ALLEN

Running Back ... 5-9, 181
Prattville, Alabama ... Prattville

HIGH SCHOOL: Played running back his senior year at Prattville High School for coach Caleb Ross ... Had 52 carries for 321 yards as the team posted a 7-4 record despite being limited due to injury ... During junior season he played at Hoover High School, running for 588 yards and ten touchdowns on 64 carries ... The team was 10-3 overall and won the state championship ... As a sophomore he had 32 carries for 219 yards ... **PERSONAL:** Son of Xavier Allen Sr. ... Born July 19, 2001 ... Planning to major in accounting.



FORREST ALVAREZ

Long Snapper ... 6-0, 185
Lexington, South Carolina ... Lexington

HIGH SCHOOL: A three-year letterman at Lexington High School ... Long snapper all three seasons, while seeing time at wide receiver as a senior and safety as a sophomore and junior ... Also lettered three seasons in lacrosse and twice in basketball ... Basketball team was 29-1 and won a region championship in 2018-19 ... Member of the National Honor Society and student council ... **PERSONAL:** Son of Jake and Missy Alvarez ... Born January 13, 2001 ... Undecided on major ... Brother, Carew, played football at Wofford from 2014-17 ... Both parents are Wofford graduates.



TAHIR ANNOOR

Defensive Back ... 5-11, 180
Nashville, Tennessee ... Brentwood

HIGH SCHOOL: Played defensive back for four seasons at Brentwood Academy, winning a state championship each season ... As a senior for coach Cody White, had 70 tackles and two interceptions on defense and added 600 receiving yards and six touchdowns on offense ... Earned All-State, All-Region and Tennessee All-Star honors following the season ... As a junior, was named All-Region with 30 tackles and two interceptions on defense and eleven touchdowns on offense ... Also was a four-time state champion as a sprinter on the track team... **PERSONAL:** Son of Radir and Tamala Annoor ... Born February 28, 2001 ... Planning to major in business ... Brother, Radir, played football at Tennessee Tech and brother, Aaquil, earned All-SoCon honors on the football team at Furman.



LOGAN BARNES

Linebacker ... 6-1, 195
Dawsonville, Georgia ... Dawson County

HIGH SCHOOL: Played safety at Dawson County High School for coach Sid Maxwell ... As a senior, he had 115 tackles and three interceptions as the team was 10-2 overall ... He was named first team All-Region and selected for the Blue-Grey All-American Bowl and the Georgia Elite Classic All-Star game ... During his junior year he had 122 tackles, five tackles for loss and three forced fumbles, earning first team All-Region and All-State honors ... Recorded 67 tackles and had one interception as a sophomore ... He holds the school record for career tackles with 304 ... **PERSONAL:** Son of Greg and Kim Barnes ... Born December 18, 2000 ... Planning to major in biology.



CAGAN CAMPBELL

Defensive Back ... 5-10, 163
Tuscaloosa, Alabama ... Hillcrest

JACKSONVILLE STATE: 2018: Played in four games ... Had a solo tackle against Tennessee Tech (9/22) ... Added a tackle at Murray State (10/27) ... Had two punt returns for ten yards against UT Martin (11/3) ... **HIGH SCHOOL:** Played for head coach Sam Ad-



ams at Hillcrest High School in Tuscaloosa ... A second-team All-State athlete by the Alabama Sports Writers Association in 2017, when he recorded 67 solo tackles, four interceptions and nine pass breakups ... Also ran track for the Patriots, claiming three state titles and running what was at one time the fastest time in the country in the 400 indoors at 47.64 seconds ... **PERSONAL:** Son of Curtis and Sereta Campbell ... Born on September 4, 1999 ... Undecided on major.

BEN CARNAZZO

Defensive Line ... 6-0, 300
Newnan, Georgia ... The Heritage School
HIGH SCHOOL: A four-year letterman at The Heritage School on the defensive line ... As a senior had 47 tackles and six sacks as he earned All-State and All-Region honors ... During his junior season had 39 tackles and two punt blocks to earn All-Region recognition ... Also lettered twice in baseball and was the region champion in the shot put ... **PERSONAL:** Son of Ben and Karin Carnazzo ... Born June 7, 2000 ... Planning to focus on pre-law.



KEYVAUN COBB

Defensive Back ... 5-11, 178
Black Mountain, N.C. ... Christ School
HIGH SCHOOL: Played defensive back and wide receiver at Christ School in Asheville ... As a senior for coach Tommy Langford, the team was 10-2 and was runner-up for the state championship ... Had 46 tackles, eleven interceptions and three defensive touchdowns, along with 769 rushing yards, 733 receiving yards and 15 offensive touchdowns on the season ... Earned All-State and All-Conference honors three times ... During his junior season, recorded 31 tackles and three interceptions ... Holds school records in the 400 meters, 4x100, 4x200 and 4x400 meter relays for the track team, which won the 2018 state championship ... Also played basketball for two seasons ... **PERSONAL:** Son of Demeseh and Ruafika Cobb ... Born July 16, 2000 ... Planning to major in biology.



JYSAIAH CROMER

Offensive Line ... 6-4, 270
Spartanburg, South Carolina ... Broome
HIGH SCHOOL: A four-year letterman at Broome High School ... As a senior for coach Lynn Fleming, had 20 knockdown blocks and graded out at 88% to earn *Spartanburg Herald-Journal* All-Area honors ... Also named All-State and All-Conference, along with playing in the Shrine Bowl ... During his junior year had 31 knockdowns and graded out at 93% ... A four-year letterman in track and lettered once in basketball ... Member of the Beta Club ... **PERSONAL:** Son of Latonia Fowler ... Born February 21, 2001 ... Planning to major in biology.



PEYTON DERRICK

Quarterback ... 6-2, 195
Conway, South Carolina ... Conway
APPALACHIAN STATE: 2018: Appeared in six games at quarterback and completed 13 of 22 passes (59.1 percent) for 186 yards with two touchdowns and two interceptions ... Was a combined 10 of 10 passing for 113 yards with two touchdown throws and no interceptions in his first three appearances as the team's No. 2 quarterback ... On his first career play completed a 22-yard pass ... Against Gardner-Webb, completed all seven of his passes for 68 yards with a 19-yard touchdown pass and rushed for a 3-yard touchdown .. Also had a 3-yard touchdown pass against South Alabama ... Finished the season with eight rushes for 41 yards ... Team won the Sun Belt Championship and the R+L Carriers New Orleans Bowl ... **2017:** Did not see action ... **HIGH SCHOOL:** Named the SC Region 6-5A Offensive Player of the Year as a senior after passing for 2,865 yards and 29 touchdowns at Conway High School ... Named all-state



as a senior and also named to the North-South All-Star Game ... Finished his career with 8,666 passing yards, 9,544 yards of total offense, 77 passing touchdowns and 16 rushing touchdowns ... Holds eight school records, including career passing yards and career passing touchdowns ... Named to the Academic Honor Roll all four years ... **PERSONAL:** Son of Dirk and Michelle Derrick ... Born April 7, 1998 ... Planning to focus on pre-law ... Father played tight end at Wofford from 1978-82 and his brother, Dakota, played quarterback at Furman from 2007-12.

DERRICK CAREER STATISTICS

Year	GP/GS	Cmp-Att-Int	Yds	TD	Long	Rush	Yds	TD	Long
2018	6/6	13-22-2	186	2	50	8	41	1	12
Totals	6/6	13-22-2	186	2	50	8	41	1	12

JACOB DRAG

Defensive Line ... 6-4, 236
Chapin, South Carolina ... Chapin
HIGH SCHOOL: Played defensive line at Chapin High School for coach Justin Gentry ... Limited his senior year due to injury ... As a junior the team was 7-4 overall and he earned All-Region honors ... During his sophomore season Chapin posted an 11-2 record ... **PERSONAL:** Son of Mark and Christina Drag ... Born December 5, 2000 ... Planning to major in biology ... Father, Mark, played football at Clemson from 1984-89.



TAYVIAN GASS

Offensive Line ... 6-5, 310
Sumter, South Carolina ... Sumter
HIGH SCHOOL: Played on the offensive line for coach Mark Barnes at Sumter High School ... Named All-Area, All-Region and All-State twice, along with playing in the 2018 Shrine Bowl ... As a senior at right tackle he set a school record with 59 knockdown blocks and graded out at 80%, while the team was 10-1 overall ... During his junior season he had 42 knockdowns ... Also competed in the shot put and discus on the track team, earning All-Region honors ... Member of the National Honor Society and student government ... **PERSONAL:** Son of Fred and Carla Gass ... Born April 9, 2001 ... Planning to major in biology or religion.



WALKER GLIARMIS

Kicker/Punter ... 5-8, 170
Wilson, North Carolina ... Fike
Attended Appalachian State as a freshman ... **HIGH SCHOOL:** Four-year letterman as a kicker/punter at Fike High School ... During his senior year was 7-of-10 on field goals with a long of 44 yards ... Was 4-of-6 as a junior with a long of 41 yards ... As a sophomore was 20-of-21 on extra points and was 25-of-28 on extra points during his freshman year ... Earned All-Area and All-Conference honors ... Also earned All-Conference honors on the tennis team and swim team ... Member of the Beta Club and National Honor Society ... **PERSONAL:** Son of Lee and Ginger Gliarmis ... Born May 20, 1999 ... Planning to major in history ... Twin brother, John, is a kicker at Appalachian State ... Father kicked for North Carolina.



COLTIN HALLMAN

Kicker/Punter ... 6-0, 178
West Columbia, S.C. ... River Bluff
HIGH SCHOOL: Two-year letterman as the kicker and punter for River Bluff High School ... As a senior was 34-of-35 on extra points and made four field goals, along with 12 touch backs on kickoffs ... Holds the school record for longest field goal at 48 yards ... During junior season was 16-of-17 on extra points and made four field goals ... Had 27 points as a sophomore and 35 points as a freshman ... Also played golf for one season ... Member of the Beta Club and a Palmetto Boys State delegate ... **PER-**



SONAL: Son of Steve and Donna Hallman ... Born July 4, 2001 ... Planning to major in government.

JOHN HARRINGTON JR.

Defensive Back ... 6-1, 175
Katy, Texas ... Seven Lakes

HIGH SCHOOL: A three-year letterman at Seven Lakes High School ... As a senior for coach Jimmy Hamon, played wide receiver, quarterback and cornerback ... Scored three rushing touchdowns, three receiving touchdowns and threw three touchdown passes as he earned Academic All-District honors ... Limited his junior season due to injury ... Played basketball for two seasons and lettered twice in track ... Member of the National Honor Society ... **PERSONAL:** Son of John and Tenesha Harrington ... Born October 13, 2000 ... Planning to major in biology or chemistry.



JAY HAZEL

Defensive Back ... 5-11, 184
Beaufort, S.C. ... Whale Branch

HIGH SCHOOL: Played defensive back at Whale Branch Early College High School for coach Jerry Hatcher ... As a senior, had 40 tackles, two forced fumbles and two interceptions to earn All-Region and region defensive back of the year honors ... Played in the North-South All-Star game ... During his junior year had 38 tackles and five interceptions, along with three blocked field goals ... Also was a state qualifier in track and wrestling ... Member of the National Honor Society ... **PERSONAL:** Son of Damon Hazel and Issa Grant ... Born April 9, 2001 ... Undecided major.



CAMERON HELLGETH

Linebacker ... 6-2, 235
Palmetto, Georgia ... Trinity Christian

HIGH SCHOOL: Four-year letterman at Trinity Christian School ... As team captain his senior season, had 85 tackles and an interception ... During his junior season team was 11-3 and state runner-up as he had 80 tackles and an interception ... Earned All-Region honors as a junior and senior and named All-State as well ... Started on the defensive line his sophomore season ... Member of the Beta Club and National Honor Society ... **PERSONAL:** Son of Christopher and Rebecca Hellgeth ... Born September 19, 2000 ... Planning to focus on pre-law.



CALVIN JACKSON III

Wide Receiver ... 5-11, 195
Chattanooga, Tennessee ... Red Bank

HIGH SCHOOL: A running back, quarterback and wide receiver in his four seasons at Red Bank High School ... As a senior for coach Chris Brown, had 1,616 total yards and scored 28 touchdowns to earn All-State honors ... During his junior season had 77 catches for 1,070 yards and 12 touchdowns, along with 126 carries for 869 yards and 20 touchdowns ... The team was 11-3 overall and reached the 3A state semifinals ... During his sophomore year had 1,163 rushing yards and 887 passing yards with 23 total touchdowns at quarterback ... Earned region MVP honors three times and was a two-time semifinalist for Mr. Football ... Also earned All-State and All-County honors in track ... Member of the Beta Club ... **PERSONAL:** Son of Calvin Jackson Jr. and Terika Jackson ... Born November 8, 2000 ... Planning to major in physics.



RJ KHAYO

Wide Receiver ... 5-9, 160
Cincinnati, Ohio ... Archbishop Moeller

HIGH SCHOOL: The all-time reception leader at Archbishop Moeller with 125 catches and holds school records for longest kickoff return, most kickoff returns and most kickoff return yards ...




During his senior season for coach Doug Rosfeld, he had 41 catches for 549 yards and three touchdowns as the team won the GCL championship ... Was named first team All-GCL and first team All-Southwest Ohio three times each, along with twice being named GCL offensive player of the year ... As a junior, had 46 catches for 432 yards and four touchdowns, along with one punt return for a touchdown and two kickoff returns for touchdowns ... During his sophomore season had 38 catches for 459 yards and four touchdowns ... Also played basketball, posting a 28-1 record during his sophomore season ... Anchored the 4x100 relay team that finished third in the state his junior season ... **PERSONAL:** Son of Rami Khayo Sr. and Allyson Khayo ... Born April 24, 2001 ... Planning to major in finance.

JOSH LIFSON

Tight End ... 6-3, 228
Anchorage, Ky. ... Kentucky Country Day

BEFORE WOFFORD: Joined the Terriers in January after spending the fall semester at Air Force Prep, where he started at tight end ... **HIGH SCHOOL:** In his career at Kentucky Country Day recorded 100 catches for 1,519 yards and 18 touchdowns ... As a senior he had 28 catches for 433 yards and six touchdowns, earning third team All-State and first team All-Metro Louisville honors ... Selected to the Best of the Bluegrass and Border Bowl All-Star games ... Named Kentucky Country Day Athlete of the Year as a senior ... Earned All-District honors three times ... Also earned first team All-District in baseball, lettering four seasons as a pitcher and outfielder ... Played one season of basketball ... **PERSONAL:** Son of Jeff Lifson and Stephanie Collins ... Born April 19, 2000 ... Undecided major.



MICHEAL MASON

Defensive Line ... 6-3, 230
Effingham, S.C. ... South Florence

HIGH SCHOOL: Lettered for three seasons at South Florence High School ... He recorded 100 or more tackles in each of his three seasons and was named All-Region three times ... Twice named to the WPDE All-Zone Team ... As a senior he had 119 tackles and 14 sacks as he was named to the North-South Team ... During his junior season, had 122 tackles with eleven sacks ... Had 106 tackles as a sophomore, including three sacks ... Also played basketball for four seasons ... Member of the National Honor Society and the Beta Club ... Selected for Palmetto Boys State ... **PERSONAL:** Son of Jessica Mason ... Born November 29, 2000 ... Undecided major.



JEREMY MICHAUX

Offensive Line ... 6-6, 280
St. Augustine, Florida ... St. Augustine


HIGH SCHOOL: A three-year letterman at St. Augustine High School for coach Brian Braddock ... As a senior, selected to the NFFCA Senior Bowl ... During his junior season the team was 12-1 overall and were defeated in the state semifinals ... Also lettered twice in lacrosse and once as a thrower on the track team ... **PERSONAL:** Son of Richard and Jennifer Michaux ... Born July 16, 2001 ... Undecided major.



BEN MITCHUM

Defensive Line ... 5-11, 315
St. George, S.C. ... Summerville

HIGH SCHOOL: A four-year starter on the defensive line at Summerville High School ... Named All-Region all four years and earned All-State honors ... As a senior had 48 tackles as the team won a region title ... During his junior season had 55 tackles ... As a freshman was named to the Rookie All-State Team with 82 tackles... **PERSONAL:** Son of Jimmy and Kerrie Mitchum ... Born August 15, 2000 ... Planning to focus on pre-dental ... Father played football at Charleston Southern.



ERIC MIZELL

Defensive Line ... 6-2, 265
Alabaster, Alabama ... Thompson
HIGH SCHOOL: Played defensive line at Thompson High School for coach Mark Freeman ... As a senior, had 77 tackles and 4.5 sacks, along with 18 quarterback hurries to earn All-County honors ... The team was 12-2 overall and finished as the state runner-up ... During his junior season he had 42 tackles and 3.5 sacks as the team was 11-1 overall and reached the state semifinals ... Also played one season of baseball ... Member of the National Honor Society ... **PERSONAL:** Son of Richard and Amy Mizell ... Born ... Planning to major in physics.



IRVIN MULLIGAN

Running Back ... 5-10, 207
Beaufort, S.C. ... Whale Branch
HIGH SCHOOL: Ran for nearly 5,000 career rushing yards in four seasons at running back for coach Jerry Hatcher at Whale Branch Early College High School ... He was named All-State and All-Region three times each ... During his senior season ran for 1,306 yards and 23 touchdowns ... As a junior rushed for 1,406 yards and 25 touchdowns, while adding 1,678 yards and 28 touchdowns during his sophomore season ... Had 500 rushing yards and seven touchdowns as a freshman ... On defense he had eight career interceptions ... Also played baseball and ran track at Whale Branch ... Member of the National Honor Society and student council ... **PERSONAL:** Son of Irvin and Sherry Mulligan ... Born February 20, 2001 ... Undecided major.



JACKSON PELL

Offensive Line ... 6-4, 295
Summerville, S.C. ... Ashley Ridge
HIGH SCHOOL: A three-year letterman at Ashley Ridge for coach Kenny Walker ... As a senior had 56 pancake blocks and earned first team All-Low Country honors ... Named All-Region twice ... **PERSONAL:** Son of Ron and Julie Pell ... Born December 16, 2000 ... Planning to major in economics.



MILES RICHARDSON

Defensive Back ... 5-10, 180
Atlanta, Georgia ... Chapel Hill
HIGH SCHOOL: A three-year starter at cornerback and wide receiver at Chapel Hill High School for coach Justin DeShon ... As a senior had three interceptions and 13 pass break-ups, along with 12 catches for 376 yards and five touchdowns ... During his junior season had five interceptions and 20 pass break-ups ... Holds the school record for career interceptions and was twice named first team All-Region and All-County ... He also played basketball and was a sprinter on the track team ... **PERSONAL:** Son of Keyna Pruitt ... Born September 19, 2000 ... Undecided major.



KEIANDRE SANDERS

Wide Receiver ... 5-8, 155
Birmingham, Alabama ... Shades Valley
HIGH SCHOOL: Played wide receiver for three seasons at Shades Valley High School for coach David Partridge ... During his senior season had 66 catches for three touchdowns and over 700 yards ... Named All-State his junior year with 74 catches and ten touchdowns, going over 1000 receiving yards ... **PERSONAL:** Son of KeiAndre Sanders and Brandi Wilson ... Born October 28, 2000 ... Undecided major.



JACK SCROGGS

Linebacker ... 6-0, 230
Buford, Georgia ... Buford
HIGH SCHOOL: Started his last two seasons at linebacker for coach John Ford at Buford High School ... During his senior year recorded 85 tackles and six sacks, earning a spot in the Georgia Elite Classic All-Star game ... As a junior had 65 tackles and four sacks ... The team was 48-9 overall in his four seasons, finishing as state runner-up twice ... Also played lacrosse and was on the state championship fishing team ... Member of the Beta Club and National Spanish Honor Society ... **PERSONAL:** Son of Greg and Jackie Scroggs ... Born March 27, 2001 ... Planning to major in biology.



MALIK STANBACK

Wide Receiver ... 6-1, 175
Rockingham, N.C. ... Richmond
HIGH SCHOOL: Started as a sophomore and junior at Richmond Senior High School ... Missed his senior season due to a knee injury ... As a junior for coach Bryan Till he led the team with 34 catches for 751 yards and five touchdowns, earning All-Conference honors ... During his sophomore season had eight catches for 119 yards and a pair of touchdowns ... Also played basketball and ran sprints for the track team ... **PERSONAL:** Son of Penny McDonald ... January 15, 2001 ... Undecided major.



JAVONTE TURRENTINE

Defensive Line ... 6-1, 290
Conway, South Carolina ... Loris
HIGH SCHOOL: Played on the defensive line for three seasons at Loris High School for coach Jamie Snider ... As a senior recorded 71 tackles and two sacks to earn All-Region honors ... During his junior season, had 55 tackles and one sack as he was named All-Region ... Recorded 35 tackles as a sophomore. ... **PERSONAL:** Son of David Turrentine and Glenda Oliver ... Born September 26, 2000 ... Planning to major in sports medicine.



JAMES WELLS

Linebacker ... 6-0, 210
Chapin, South Carolina ... Chapin
HIGH SCHOOL: Four-year letterman and three-year starter at linebacker for coach Justin Gentry at Chapin High School ... As a senior led the team with 109 tackles and 13 tackles for loss as he earned All-Region honors ... A North South game selection and second team All-Midlands by *The State* ... Named All-Region his junior season with 93 tackles and four sacks ... Had 70 tackles as a sophomore ... Also played baseball, winning the AAAA state title in 2018 ... Class president all four years ... **PERSONAL:** Son of David and Joy Wells ... Born December 17, 2000 ... Planning to major in business.



JACKSON ZEHR

Safety ... 6-1, 170
Summerville, South Carolina ... Cane Bay
HIGH SCHOOL: A three-year letterman at safety for Cane Bay High School ... As a senior had 49 solo tackles, four pass break-ups and two fumble recoveries ... Named All-Region and honorable mention All-Low Country ... Had 18 tackles as a junior ... Also played soccer, earning a region title ... Member of the National Honor Society ... **PERSONAL:** Son of Russell and Sandra Zehr ... Born January 28, 2001 ... Undecided on major.



SOUTH CAROLINA STATE
AUGUST 31 • DAWSON STADIUM

Location: Orangeburg, S.C.
President: James E. Clark
Enrollment: 2,937
Nickname: Bulldogs
Conference: Mid-Eastern Athletic
Colors: Garnet and Blue
Stadium (Capacity): Dawson Stadium (22,000)
Surface: Poly Turf
Athletic Director: Stacey Danley
Head Coach: Buddy Pough (S.C. State '75)
Record at S.C. State (Years): 125-70 (17)
Overall Record (Years): 125-70 (17)
2018 Record: 5-6 (4-3 MEAC, T-Fourth)



Lettermen Returning/Lost: 53 / 19
Starters Returning/Lost: 16 / 9
Offense: Multiple/Pro I
Defense: Multiple 4
Series Record: Wofford leads 3-1

MEDIA RELATIONS

Football SID: Kendrick Lewis
Office Phone: (803) 536-8227
Fax: (803) 536-8622
E-Mail: Klewis19@scsu.edu
Web Site: scsuathletics.com
Twitter: @SCStateAthletic



Head Coach Buddy Pough

2019 SCHEDULE

Aug. 31	WOFFORD
Sept. 7	LANE
Sept. 14	at South Florida
Oct. 5	at Delaware State *
Oct. 12	FLORIDA A&M *
Oct. 19	MORGAN STATE *
Oct. 26	at Bethune-Cookman *
Nov. 2	NORTH CAROLINA A&T
Nov. 7	HOWARD *
Nov. 16	at North Carolina A&T *
Nov. 23	at Norfolk State *

SAMFORD
SEPTEMBER 14 • GIBBS STADIUM

Location: Birmingham, Ala.
President: Dr. Andrew Westmoreland
Enrollment: 5,509
Nickname: Bulldogs
Conference: Southern
Colors: Red and Blue
Stadium (Capacity): Seibert Stadium (6,700)
Surface: LSR Blade Synthetic
Athletic Director: Martin Newton
Head Coach: Chris Hatcher (Valdosta State '94)
Record at Samford (Years): 27-19 (Fifth)
Overall Record (Years): 148-76 (20)
2018 Record: 6-5 (5-3 SoCon, Fourth)



Lettermen Returning/Lost: 67 / 13
Starters Returning/Lost: 13 / 9
Offense: Spread
Defense: 4-3
Series Record: Samford leads 11-5

MEDIA RELATIONS

Football SID: Joey Mullins
Office Phone: (205) 726-2799
Fax: (205) 726-2545
E-Mail: jmmulli1@samford.edu
Web Site: samfordsports.com
Twitter: @samford_sports



Head Coach Chris Hatcher

2019 SCHEDULE

Aug. 24	vs. Youngstown State
Aug. 31	at Tennessee Tech
Sept. 14	at Wofford *
Sept. 21	ALABAMA A&M
Sept. 28	THE CITADEL *
Oct. 5	FURMAN *
Oct. 12	at VMI *
Oct. 26	ETSU *
Nov. 2	at Mercer *
Nov. 9	CHATTANOOGA *
Nov. 16	at Western Carolina *
Nov. 23	at Auburn

GARDNER-WEBB
SEPTEMBER 21 • GIBBS STADIUM

Location: Boiling Springs, N.C.
President: Dr. William Downs
Enrollment: 3,970
Nickname: Runnin' Bulldogs
Conference: Big South
Colors: Scarlet and Black
Stadium (Capacity): Ernest W. Spangler Stadium (8,500)
Surface: Artificial Turf (APT Gridiron)
Athletic Director: Chuck Burch
Head Coach: Carroll McCray (Gardner-Webb '83)
Record at Gardner-Webb (Years): 24-44 (Seventh)
Overall Record (Years): 40-82 (12th)
2018 Record: 3-8 (2-3 Big South, Fourth)



Lettermen Returning/Lost: 52 / 26
Starters Returning/Lost: 17 / 10
Offense: Spread Option
Defense: 3-4
Series Record: Wofford leads 19-8

MEDIA RELATIONS

Football SID: Marc Rabb
Office Phone: (704) 406-4355
Fax: (704) 406-4739
E-Mail: mrabb@gardner-webb.edu
Web Site: gwusports.com
Twitter: @GWUSports



Head Coach Carroll McCray

2019 SCHEDULE

Aug. 29	at Charlotte
Sept. 7	at East Carolina
Sept. 14	NORTH CAROLINA CENTRAL
Sept. 21	at Wofford
Oct. 5	at Western Carolina
Oct. 12	HAMPTON *
Oct. 19	at Monmouth *
Oct. 26	CAMPBELL *
Nov. 2	CHARLESTON SOUTHERN *
Nov. 9	at Presbyterian *
Nov. 16	NORTH ALABAMA *
Nov. 23	at Kennesaw State *

VMI
SEPTEMBER 28 • FOSTER STADIUM

Location: Lexington, Va.
Superintendent: General J.H. Binford Peay III
Enrollment: 1,685
Nickname: Keydets
Conference: Southern
Colors: Red, White, and Yellow
Stadium (Capacity): Foster Stadium (10,000)
Surface: Natural Grass
Athletic Director: Dr. Dave Diles
Head Coach: Scott Wachenheim (Air Force '84)
Record at VMI (Years): 6-38 (Fifth)
Overall Record (Years): 6-38 (Fifth)
2018 Record: 1-10 (0-8 SoCon, Ninth)



Lettermen Returning/Lost: 56 / 23
Starters Returning/Lost: 19 / 6
Offense: Air Raid
Defense: 3-4
Series Record: Wofford leads 12-10

MEDIA RELATIONS

Football SID: Wade Branner
Office Phone: (540) 464-7515
Fax: (540) 464-7583
E-Mail: brannerwh@vmi.edu
Web Site: vmikeydets.com
Twitter: @VMIathletics



Head Coach Scott Wachenheim

2019 SCHEDULE

Aug. 31	at Marshall
Sept. 7	MARS HILL
Sept. 14	at ETSU *
Sept. 21	ROBERT MORRIS
Sept. 28	WOFFORD *
Oct. 5	at The Citadel *
Oct. 12	SAMFORD *
Oct. 19	at Mercer *
Nov. 2	WESTERN CAROLINA *
Nov. 9	at Furman *
Nov. 16	at Army West Point
Nov. 23	CHATTANOOGA *

2019 OPPONENTS

EAST TENNESSEE STATE OCTOBER 5 • GREENE STADIUM

Location: Johnson City, Tenn.
 President: Dr. Brian Noland
 Enrollment: 14,353
 Nickname: Buccaneers (Bucs)
 Conference: Southern
 Colors: Navy Blue & Old Gold
 Stadium (Capacity): William B. Greene, Jr. Stadium (7,694)
 Surface: Artificial Turf
 Athletic Director: Scott Carter
 Head Coach: Randy Sanders (Tennessee '89)
 Record at ETSU (Years): 8-4 (Second)
 Overall Record (Years): 8-4 (Second)
 2018 Record: 8-4 (6-2 SoCon, T-First)



Lettermen Returning/Lost: n/a
 Starters Returning/Lost: n/a
 Offense Type: Spread
 Defense Type: 3-4
 Series Record: Wofford leads 14-13

MEDIA RELATIONS
 Football SID: Kevin Brown
 Office Phone: (423) 439-5263
 Fax: (423) 439-5312
 E-Mail: brownk@etsu.edu
 Web Site: etsubucs.com
 Twitter: @ETSUAthletics



Head Coach Randy Sanders

2019 SCHEDULE

Aug. 31 at Appalachian State
 Sept. 7 SHORTER
 Sept. 14 VMI *
 Sept. 21 AUSTIN PEAY
 Sept. 28 at Furman *
Oct. 5 WOFFORD *
 Oct. 17 at Chattanooga *
 Oct. 26 at Samford *
 Nov. 2 THE CITADEL *
 Nov. 9 at Western Carolina *
 Nov. 16 MERCER *
 Nov. 23 at Vanderbilt

WESTERN CAROLINA OCTOBER 19 • GIBBS STADIUM

Location: Cullowhee, N.C.
 Chancellor: Dr. Kelli R. Brown
 Enrollment: 11,028
 Nickname: Catamounts
 Conference: Southern
 Colors: Purple and Gold
 Stadium (Capacity): E.J. Whitmire Stadium (13,742)
 Surface: FieldTurf
 Athletic Director: Randy Eaton
 Head Coach: Mark Speir (Clemson, 1990)
 Record at WCU (Years): 29-51 (Seven)
 Overall Record (Years): 29-51 (Seven)
 2018 Record: 3-8 (1-7 SoCon, Eighth)



Lettermen Returning/Lost: 36 / 18
 Starters Returning/Lost: 15 / 11
 Offense: Spread/Read Option
 Defense: 3-4
 Series Record: Wofford leads 26-14

MEDIA RELATIONS
 Football SID: Daniel Hooker
 Office Phone: (828) 227-2339
 Fax: (828) 227-7688
 E-Mail: dhooker@email.wcu.edu
 Web Site: CatamountSports.com
 Twitter: @Catamounts



Head Coach Mark Speir

2019 SCHEDULE

Aug. 31 MERCER *
 Sept. 7 at North Carolina State
 Sept. 14 NORTH GREENVILLE
 Sept. 28 at Chattanooga *
 Oct. 5 GARDNER-WEBB
 Oct. 12 at The Citadel *
Oct. 19 at Wofford *
 Oct. 26 FURMAN *
 Nov. 2 at VMI *
 Nov. 9 ETSU *
 Nov. 16 SAMFORD *
 Nov. 23 at Alabama

CHATTANOOGA OCTOBER 26 • GIBBS STADIUM

Location: Chattanooga, Tenn.
 Chancellor: Dr. Steven Angle
 Enrollment: 11,667
 Nickname: Mocs
 Conference: Southern
 Colors: Navy, Old Gold and Silver
 Stadium (Capacity): Finley Stadium (20,668)
 Surface: FieldTurf
 Athletic Director: Mark Wharton
 Head Coach: Rusty Wright (Chattanooga '96)
 Record at Chattanooga (Years): First Season
 Overall Record (Years): First Season
 2018 Record: 6-5 (4-4 SoCon, T-Fifth)



Lettermen Returning/Lost: 50 / 22
 Starters Returning/Lost: 17 / 8
 Offense: Multiple
 Defense: Multiple
 Series Record: Wofford leads 14-11

MEDIA RELATIONS
 Football SID: Jay Blackman
 Office Phone: (423) 425-5292
 Fax: (423) 425-4610
 E-Mail: jay-blackman@utc.edu
 Web Site: GoMocs.com
 Twitter: @GoMocs



Head Coach Rusty Wright

2019 SCHEDULE

Aug. 29 EASTERN ILLINOIS
 Sept. 7 at Jacksonville State
 Sept. 14 at Tennessee
 Sept. 21 JAMES MADISON
 Sept. 28 WESTERN CAROLINA *
 Oct. 5 at Mercer *
 Oct. 12 ETSU *
Oct. 26 at Wofford *
 Nov. 2 FURMAN *
 Nov. 9 at Samford *
 Nov. 16 THE CITADEL *
 Nov. 23 VMI *

CLEMSON NOVEMBER 2 • MEMORIAL STADIUM

Location: Clemson, S.C.
 President: Dr. James Clements
 Enrollment: 24,951
 Nickname: Tigers
 Conference: Atlantic Coast
 Colors: Clemson Orange and Regalia
 Stadium (Capacity): Clemson Memorial (81,500)
 Surface: Natural Grass
 Athletic Director: Dan Radakovich
 Head Coach: Dabo Swinney (Alabama '93)
 Record at Clemson (Years): 116-30 (12)
 Overall Record (Years): 116-30 (12)
 2018 Record: 15-0 (8-0 ACC, First)



Lettermen Returning/Lost: 49 / 37
 Starters Returning/Lost: 13 / 11
 Offense: Spread
 Defense: 4-3
 Series Record: Clemson leads 11-3

MEDIA RELATIONS
 Football SID: Ross Taylor
 Office Phone: (843) 656-9767
 Fax: (843) 656-0299
 E-Mail: rt5@clemson.edu
 Web Site: clemson.tigers.com



Head Coach Dabo Swinney

2019 SCHEDULE

Aug. 29 GEORGIA TECH *
 Sept. 7 TEXAS A&M
 Sept. 14 at Syracuse *
 Sept. 21 CHARLOTTE
 Sept. 28 at North Carolina *
 Oct. 12 FLORIDA STATE *
 Oct. 19 at Louisville *
 Oct. 26 BOSTON COLLEGE *
Nov. 2 WOFFORD
 Nov. 9 at North Carolina State *
 Nov. 16 WAKE FOREST *
 Nov. 30 at South Carolina

MERCER
NOVEMBER 9 • FIVE STAR STADIUM

Location: Macon, Georgia
 President: William Underwood
 Enrollment: 8,600
 Nickname: Bears
 Conference: Southern
 Colors: Orange and Black
 Stadium (Capacity): Five Star Stadium (10,000)
 Surface: FieldTurf
 Athletic Director: Jim Cole
 Head Coach: Bobby Lamb (Furman '87)
 Record at Mercer (Years): 37-31 (Sixth)
 Overall Record (Years): 104-71 (16)
 2018 Record: 5-6 (4-4 SoCon, T-Fifth)



Lettermen Returning/Lost: 50 / 19
 Starters Returning/Lost: 16 / 6
 Offense: Spread
 Defense: Multiple (4-2-5)
 Series Record: Mercer leads 6-5

MEDIA RELATIONS
 Football SID: Gerrit Van Genderen
 Office Phone: (478) 301-5209
 Fax: (478) 301-5350
 E-Mail: vangenderen_gw@mercer.edu
 Web Site: mercerbears.com
 Twitter: @MercerBears



Head Coach Bobby Lamb

2019 SCHEDULE

Aug. 31	at Western Carolina *
Sept. 14	AUSTIN PEAY
Sept. 21	at Furman *
Sept. 28	CAMPBELL
Oct. 5	CHATTANOOGA *
Oct. 19	VMI *
Oct. 26	at The Citadel *
Nov. 2	SAMFORD *
Nov. 9	WOFFORD *
Nov. 16	at ETSU *
Nov. 23	at North Carolina

FURMAN
NOVEMBER 16 • GIBBS STADIUM

Location: Greenville, S.C.
 President: Dr. Elizabeth Davis
 Enrollment: 2,600
 Nickname: Paladins
 Conference: Southern
 Colors: Purple and White
 Stadium (Capacity): Paladin Stadium (16,000)
 Surface: ShawSports Thunderbolt Turf
 Athletic Director: TBA
 Head Coach: Clay Hendrix (Furman '86)
 Record at Furman (Years): 14-9 (Third)
 Overall Record (Years): 14-9 (Third)
 2018 Record: 6-4 (6-2 SoCon, T-First)



Lettermen Returning/Lost: 42 / 18
 Starters Returning/Lost: 17 / 7
 Offense: Multiple
 Defense: 3-4
 Series Record: Furman leads 54-32-7

MEDIA RELATIONS
 Football SID: Hunter Reid
 Office Phone: (864) 294-2061
 Fax: (864) 294-3061
 E-Mail: hunter.reid@furman.edu
 Web Site: furmanpaladins.com
 Twitter: @FurmanPaladins



Head Coach Clay Hendrix

2019 SCHEDULE

Aug. 31	CHARLESTON SOUTHERN
Sept. 7	at Georgia State
Sept. 14	at Virginia Tech
Sept. 21	MERCER *
Sept. 28	ETSU *
Oct. 5	at Samford *
Oct. 19	THE CITADEL *
Oct. 26	at Western Carolina *
Nov. 2	at Chattanooga *
Nov. 9	VMI *
Nov. 16	at Wofford *
Nov. 23	POINT

THE CITADEL
NOVEMBER 23 • JOHNSON HAGOOD STADIUM

Location: Charleston, S.C.
 President: Gen. Glenn Walters
 Enrollment: 2,300
 Nickname: Bulldogs
 Conference: Southern
 Colors: Citadel Blue and White
 Stadium (Capacity): Sansom Field at Johnson Hagood (11,332)
 Surface: Natural Grass
 Athletic Director: Mike Capaccio
 Head Coach: Brent Thompson (Norwich '98)
 Record at The Citadel (Years): 20-14 (Fourth)
 Overall Record (Years): 20-14 (Fourth)
 2018 Record: 5-6 (4-4 SoCon, T-Fifth)



Lettermen Returning/Lost: 30 / 16
 Starters Returning/Lost: 20 / 7
 Offense: Triple Option
 Defense: Multiple
 Series Record: Citadel leads 41-28-1

MEDIA RELATIONS
 Football SID: John Brush
 Office Phone: (843) 953-5120
 Fax: (843) 953-5058
 E-Mail: jbrush@citadel.edu
 Web Site: citadelsports.com
 Twitter: @CitadelSports



Head Coach Brent Thompson

2019 SCHEDULE

Aug. 31	TOWSON
Sept. 7	at Elon
Sept. 14	at Georgia Tech
Sept. 21	CHARLESTON SOUTHERN
Sept. 28	at Samford *
Oct. 5	VMI *
Oct. 12	WESTERN CAROLINA *
Oct. 19	at Furman *
Oct. 26	MERCER *
Nov. 2	at ETSU *
Nov. 16	at Chattanooga *
Nov. 23	WOFFORD *



NOVEMBER 30
 NCAA FCS Playoffs (First Round)
 Campus sites
DECEMBER 7
 NCAA FCS Playoffs (Second Round)
 Campus sites
DECEMBER 13 AND 14
 NCAA FCS Playoffs (Quarterfinals)
 Campus sites
DECEMBER 20 AND 21
 NCAA FCS Playoffs (Semifinals)
 Campus sites
JANUARY 4
 NCAA FCS Playoffs (Championship)
 Toyota Stadium
 Frisco, Texas



Eric Breitenstein ran for 135 yards in the 14-7 loss at top-ranked North Dakota State in the 2012 NCAA Championships.

SERIES VS. 2019 OPPONENTS

SOUTH CAROLINA STATE

Wofford leads 6-2

All games at Wofford: Wofford leads 3-1

All games at SC State: Wofford leads 3-1

Neutral site games: 0-0

Games in Gibbs Stadium: Wofford leads 2-0

Games in Dawson Stadium: Wofford leads 3-1

Josh Conklin vs. SC State: First Meeting

Buddy Pough vs. Wofford: 0-4

Last Wofford Win: 28-21 in 2006

Last SC State Win: 14-6 in 1976

Last Wofford win at SC State: 24-22 in 2004

Longest Wofford win streak: 5 (1977-present)

Longest SC State win streak: Two (1975-1976)

Last 8 games: Wofford leads 6-2

Current Streak: Wofford has won five games

Largest Wofford win: 22 (35-13 in 2003)

Largest SC State win: 14 (23-9 in 1975)

Notes: Wofford has won five straight in the series ... The teams are also scheduled to play in 2020 at Wofford.

Date	Winner	WOF	Opp	Site
11/30/1974	Wofford	20	0	H
11/29/1975	SC State	9	23	A
11/13/1976	SC State	6	14	H
11/12/1977	Wofford	39	21	A
9/14/2002	Wofford	7	6	A
9/6/2003	Wofford	35	13	H
9/11/2004	Wofford	24	22	A
9/2/2006	Wofford	28	21	H

SAMFORD

Samford leads 11-5

All games at Wofford: Samford leads 5-2

All games at Samford: Samford leads 6-3

Neutral site games: 0-0

Games in Gibbs Stadium: Samford leads 4-1

Games in Seibert Stadium: Samford leads 6-3

Josh Conklin vs. Samford: 0-1

Chris Hatcher vs. Wofford: 6-1 (4-0 Samford, 2-1 Georgia Southern)

Last Wofford Win: 24-20 in 2014

Last Samford Win: 35-20 in 2018

Last Wofford win at Samford: 24-20 in 2014

Longest Wofford win streak: 2 (2010-2011)

Longest Samford win streak: 4 (1961-1996)

Last 10 games: Samford leads 6-4

Current Streak: Samford has won four games

Largest Wofford win: 21 (28-7 in 2008)

Largest Samford win: 16 (30-14 in 1972)

Notes: The first three meetings came when Samford was known as Howard College ... Head Coach Chris Hatcher is in his fourth season at Samford, but previously coached at Georgia Southern from 2007-09 ... In the 11 SoCon meetings, eight have been decided by a touchdown or less.

Date	Winner	WOF	Opp	Site
9/24/1949	Wofford	27	13	H
10/7/1961	Samford	13	16	H
11/10/1962	Samford	28	34	A
10/7/1972	Samford	14	30	A
11/2/1996	Samford (OT)	14	20	A
11/15/2008	Wofford	28	7	A
11/14/2009	Samford	24	27	H
11/6/2010	Wofford	10	3	A
9/24/2011	Wofford	38	23	H
11/3/2012	Samford (2 OT)	17	24	A
10/26/2013	Samford	27	34	H
10/18/2014	Wofford	24	20	A
11/14/2015	Samford	27	37	H
10/1/2016	Samford	26	28	A
10/21/2017	Samford	21	24	H
11/3/2018	Samford	20	35	A

GARDNER-WEBB

Wofford leads 19-8

All games at Wofford: Wofford leads 11-3

All games at Gardner-Webb: Wofford leads 8-5

Neutral site games: 0-0

Games in Gibbs Stadium: Wofford leads 5-1

Games in Spangler Stadium: Wofford leads 8-5

Josh Conklin vs. Gardner-Webb: 1-0

Carroll McCray vs. Wofford: 2-3

Last Wofford Win: 45-14 in 2018

Last Gardner-Webb Win: 43-26 in 2014

Last Wofford win at Gardner-Webb: 45-14 in 2018

Longest Wofford win streak: 6 (1994-2012)

Longest Gardner-Webb win streak: Two (2013-14)

Last 10 games: Wofford leads 9-1

Current Streak: Wofford has won three games

Largest Wofford win: 35 (52-17 in 2007, 61-26 in 1979)

Largest Gardner-Webb win: 33 (36-3 in 1987)

Notes: Wofford had won six straight in the series before Gardner-Webb earned back-to-back wins in 2013 and 2014 ... The two schools are separated by just 42 miles.

Date	Winner	WOF	Opp	Site
11/11/1972	Wofford	24	7	H
11/17/1973	Gardner-Webb	20	35	A
9/28/1974	Wofford	14	9	A
11/15/1975	Wofford	30	26	H
9/11/1976	Gardner-Webb	12	21	H
11/19/1977	Wofford	7	6	A
11/18/1978	Gardner-Webb	24	31	H
11/17/1979	Wofford	61	26	A
11/22/1980	Wofford	49	35	H
11/21/1981	Wofford	45	21	A
9/4/1982	Wofford	31	29	H
11/18/1983	Gardner-Webb	7	28	A
11/17/1984	Wofford	42	19	H
11/23/1985	Gardner-Webb	14	28	A
11/22/1986	Wofford	32	30	H
11/21/1987	Gardner-Webb	3	36	A
9/3/1994	Wofford	20	14	H
11/6/2004	Wofford	49	17	H
11/19/2005	Wofford	56	42	A
11/18/2006	Wofford	34	17	A
10/13/2007	Wofford	52	17	H
9/1/2012	Wofford	34	7	A
9/21/2013	Gardner-Webb	0	3	H
9/20/2014	Gardner-Webb	36	43	A
9/26/2015	Wofford	16	0	H
9/23/2017	Wofford	27	24	H
9/29/2018	Wofford	45	14	A

VMI

Wofford leads 12-10

All games at Wofford: Wofford leads 7-0

All games at VMI: VMI leads 10-5

Neutral site games: 0-0

Games in Gibbs Stadium: Wofford leads 7-0

Games in Alumni Memorial Field: VMI leads 10-5

Josh Conklin vs. VMI: 1-0

Scott Wachenheim vs. Wofford: 0-4

Last Wofford Win: 59-14 in 2018

Last VMI Win: 27-16 in 2002

Last Wofford win at VMI: 45-14 in 2017

Longest Wofford win streak: Seven (2004-present)

Longest VMI win streak: 9 (1924-1992)

Last 10 games: Wofford leads 9-1

Current Streak: Wofford has won seven games

Largest Wofford win: 45 (three times, last 59-14 in 2018)

Largest VMI win: 37 (37-0 in 1927)

Notes: After an eight-year break in the series, the teams resumed play in 2014 as members of the Southern Conference ... VMI won the first nine games in the series which dates to 1924, but the Terriers have won 12 of the last 13 games since 1997.

Date	Winner	WOF	Opp	Site
9/19/1924	VMI	0	33	A
1925	VMI	0	9	A
9/18/1926	VMI	0	20	A
9/17/1927	VMI	0	37	A

9/19/1936	VMI	0	19	A
9/22/1951	VMI	6	29	A
9/26/1987	VMI	11	27	A
10/29/1988	VMI	17	18	A
11/7/1992	VMI	13	44	A
9/6/1997	Wofford	23	13	H
10/10/1998	Wofford	42	20	A
10/9/1999	Wofford	55	10	H
10/7/2000	Wofford	45	28	A
10/6/2001	Wofford	59	14	H
10/12/2002	VMI	16	27	A
11/20/2004	Wofford	19	18	A
10/15/2005	Wofford	38	23	H
10/25/2014	Wofford	38	3	H
10/31/2015	Wofford	41	20	A
11/19/2016	Wofford	17	0	H
11/11/2017	Wofford	45	14	A
9/8/2018	Wofford	59	14	H

EAST TENNESSEE STATE

Wofford leads 14-13

All games at Wofford: Wofford leads 7-6

All games at ETSU: Series tied at 7-7

Neutral site games: 0-0

Games in Gibbs Stadium: Wofford leads 5-1

Games in Greene Stadium: Wofford leads 1-0

Josh Conklin vs. ETSU: 1-0

Randy Sanders vs. Wofford: 0-1

Last Wofford Win: 30-17 in 2018

Last ETSU Win: 45-24 in 1998

Last Wofford win at ETSU: 39-10 in 2002

Longest Wofford win streak: Eight (1999-present)

Longest ETSU win streak: Five (1962-1966)

Last 10 games: Wofford leads 8-2

Current Streak: Wofford has won eight games

Largest Wofford win: 31 (31-0 in 2016)

Largest ETSU win: 49 (52-3 in 1986)

Notes: As members of the Southern Conference, the Terriers have a 7-2 lead over the Bucs ... ETSU ended football following the 2003 season and relaunched the program in 2015.

Date	Winner	WOF	Opp	Site
11/2/1957	Wofford	19	13	A
10/25/1958	East Tennessee State	20	24	H
10/24/1959	East Tennessee State	8	18	A
10/22/1960	Wofford	23	13	H
10/21/1961	Wofford	33	26	H
10/20/1962	East Tennessee State	14	29	A
10/26/1963	East Tennessee State	20	32	H
10/24/1964	East Tennessee State	0	14	A
10/23/1965	East Tennessee State	6	20	H
10/22/1966	East Tennessee State	6	42	A
9/6/1980	Wofford	16	9	A
10/24/1981	East Tennessee State	8	34	H
11/13/1982	Wofford	34	20	A
11/1/1986	East Tennessee State	3	52	A
9/12/1987	East Tennessee State	6	10	H
9/10/1988	East Tennessee State	7	21	A
11/3/1990	Wofford	64	46	A
11/8/1997	East Tennessee State	28	31	H
11/7/1998	East Tennessee State	24	45	A
11/6/1999	Wofford	38	14	H
11/4/2000	Wofford	35	31	A
11/17/2001	Wofford	24	3	H
11/9/2002	Wofford	39	10	A
11/8/2003	Wofford	28	14	H
9/24/2016	Wofford	31	0	H
10/28/2017	Wofford	31	24	A
10/20/18	Wofford	30	17	H

WESTERN CAROLINA

Wofford leads 27-14

All games at Wofford: Wofford leads 17-4

All games at WCU: WCU leads 11-9

Neutral site games: Wofford leads 1-0
Games in Gibbs Stadium: Wofford leads 9-1
Games in E.J. Whitmire Stadium: Wofford leads 10-9
Josh Conklin vs. WCU: 1-0
Mark Speir vs. Wofford: 2-5
Last Wofford Win: 38-23 in 2018
Last WCU Win: 24-17 in 2015
Last Wofford win at WCU: 38-23 in 2018
Longest Wofford win streak: 8 (2006-2013)
Longest WCU win streak: 8 (1977-96)
Last 10 games: Wofford leads 8-2
Current Streak: Wofford has won three games
Largest Wofford win: 32 (38-6 in 2003)
Largest WCU win: 35 (41-6 in 1977)

Notes: In 2015 the Catamounts won their first game at Gibbs Stadium after eight straight losses ... Western Carolina won back-to-back games in the series for the first time Wofford has been a Southern Conference member in 2014 and 2015 ... The Terriers are 46-24-2 all-time in Homecoming games.

Date	Winner	WOF	Opp	Site
11/21/1952	Wofford	21	13	H
9/12/1953	Wofford	7	6	H
9/10/1955	Wofford	21	7	H
11/17/1956	Wofford	39	7	H
9/14/1957	Wofford	28	7	H
9/13/1958	Wofford	29	15	N ¹
10/10/1970	Wofford	29	22	H
11/13/1971	Western Carolina	13	31	A
11/23/1974	Western Carolina	9	21	H
10/11/1975	Wofford	23	14	A
10/23/1976	Wofford	10	6	H
10/29/1977	Western Carolina	6	41	A
10/21/1978	Western Carolina	11	26	H
10/20/1979	Western Carolina	21	56	A
10/10/1981	Western Carolina	30	37	H
10/23/1982	Western Carolina	17	36	A
10/22/1983	Western Carolina	20	37	A
10/20/1984	Western Carolina	0	31	A
9/14/1996	Western Carolina	6	24	A
10/18/1997	Wofford	17	7	A
10/17/1998	Wofford	17	10	H
10/16/1999	Wofford	35	21	A
10/14/2000	Wofford	40	31	H
10/13/2001	Western Carolina	28	31	A
10/19/2002	Wofford	31	24	H
10/18/2003	Wofford	38	6	A
10/16/2004	Wofford	15	12	H
11/5/2005	Western Carolina	0	24	A
10/28/2006	Wofford	35	7	H
10/25/2007	Wofford	47	44	A
10/18/2008	Wofford	42	14	H
10/24/2009	Wofford	35	26	A
10/16/2010	Wofford	45	14	H
11/5/2011	Wofford	42	24	A
9/15/2012	Wofford	49	20	H
10/19/2013	Wofford	21	17	A
10/11/2014	Western Carolina	14	26	A
10/17/2015	Western Carolina	17	24	H
10/8/2016	Wofford	31	19	A
10/7/2017	Wofford (OT)	35	28	H
11/10/2018	Wofford	38	23	A

N¹ game played at Asheville, NC

CHATTANOOGA

Wofford leads 14-11
All games at Wofford: Wofford leads 8-3
All games at Chattanooga: Chattanooga leads 8-6
Neutral site games: 0-0
Games in Gibbs Stadium: Wofford leads 8-2
Games in Finley Stadium: Series tied 6-6
Josh Conklin vs. UTC: 1-0
Rusty Wright vs. Wofford: First Meeting
Last Wofford Win: 21-10 in 2018
Last Chattanooga Win: 20-17 in 2015

Last Wofford win at Chattanooga: 21-10 in 2018
Longest Wofford win streak: 3 (four times)
Longest Chattanooga win streak: 5 (1927-98)
Last 10 games: Wofford leads 6-4
Current Streak: Wofford has won three games
Largest Wofford win: 55 (55-0 in 2006)
Largest UTC win: 31 (38-7 in 1927)
Notes: After three straight wins by the Mocs, the Terriers have won the last three meetings.

Date	Winner	WOF	Opp	Site
10/15/1927	Chattanooga	7	38	A
10/12/1968	Chattanooga	14	35	H
9/27/1969	Chattanooga	23	28	A
10/4/1997	Chattanooga	17	20	A
10/3/1998	Chattanooga	3	31	H
10/2/1999	Wofford	41	34	A
9/30/2000	Wofford	41	33	H
9/29/2001	Chattanooga	26	29	A
10/5/2002	Wofford (OT)	27	21	H
10/4/2003	Wofford	42	14	A
10/2/2004	Wofford	56	21	H
10/1/2005	Chattanooga	13	25	A
11/11/2006	Wofford	55	0	H
11/10/2007	Wofford	42	16	A
10/11/2008	Wofford	56	7	H
9/26/2009	Chattanooga	9	38	A
11/20/2010	Wofford	45	14	H
11/19/2011	Wofford	28	27	A
11/10/2012	Wofford (OT)	16	13	H
11/9/2013	Chattanooga	10	20	A
11/8/2014	Chattanooga	13	31	A
10/24/2015	Chattanooga	17	20	H
11/12/2016	Wofford	36	28	A
11/4/2017	Wofford (2 OT)	24	21	H
10/6/2018	Wofford	21	10	A

CLEMSON

Clemson leads 12-3
All games at Wofford: Clemson leads 4-3
All games at Clemson: Clemson leads 8-0
Neutral site games: 0-0
Games in Gibbs Stadium: 0-0
Games in Memorial Stadium: 4-0
Josh Conklin vs. Clemson: First Meeting
Dabo Swinney vs. Wofford: 2-0
Notes: The series began in 1896, just seven years after Wofford played the first football game in the state of South Carolina ... This will be only the fifth game in the series played at Memorial Stadium, which opened in 1942 ... The last Wofford win was in 1933, which was also the last game played at Wofford ... Josh Conklin faced the Tigers in 2016 as the defensive coordinator at Pitt and won 43-42 in Clemson ... In 2018 Clemson was 15-0 and won the national championship.

MERCER

Mercer leads 6-5
All games at Wofford: Wofford leads 3-2
All games at Mercer: Mercer leads 3-2
Neutral site games: 0-0
Games in Gibbs Stadium: 3-0
Games in Mercer University Stadium: 2-0
Josh Conklin vs. Mercer: 1-0
Bobby Lamb vs. Wofford: 5-9 (5-4 Furman, 0-5 Mercer)
Last Wofford Win: 42-21 in 2018
Last Mercer Win: 20-14 in 1941
Last Wofford win at Mercer: 28-27 in 2017
Longest Wofford win streak: Five (2014-present)
Longest Mercer win streak: 6 (1915-1941)
Last 10 games: Series tied 5-5
Current Streak: Wofford has won five games
Largest Wofford win: 28 (24-6 in 2014)

Wofford and Clemson last met in 2015. This season will mark the first time the Terriers have faced the defending NCAA FBS National Champion.



SERIES VS. 2019 OPPONENTS

Largest Mercer win: 18 (25-7 in 1931)

Notes: Bobby Lamb was the head coach at Furman for nine seasons ... After a 70-year break, football returned to Mercer in 2013 ... Wofford has won all five games with the Bears as members of the Southern Conference.

Date	Winner	WOF	Opp	Site
10/7/1915	Mercer	6	13	
1924	Mercer	0	16	A
10/24/1931	Mercer	7	25	H
9/24/1938	Mercer	0	14	A
9/23/1939	Mercer	0	12	H
10/18/1941	Mercer	14	20	A
11/22/2014	Wofford	34	6	H
10/3/2015	Wofford	34	33	A
10/29/2016	Wofford	31	21	H
9/9/2017	Wofford	28	27	A
10/27/2018	Wofford	42	21	H

FURMAN

Furman leads 54-32-7

All games at Wofford: Wofford leads 22-19-2

All games at Furman: Furman leads 35-10-5

Neutral site games: 0-0

Games in Gibbs Stadium: Series tied 8-8

Games in Paladín Stadium: Furman leads 12-3-1

Josh Conklin vs. Furman: 0-1

Clay Hendrix vs. Wofford: 1-2

Last Wofford Win: 28-10 in 2017

Last Furman Win: 34-14 in 2018

Last Wofford win at Furman: 34-27 in 2016

Longest Wofford win streak: 6 (1968-71)

Longest Furman win streak: 19 (1917-1947)

Last 10 games: Wofford leads 6-4

Current Streak: Furman has won one game

Largest Wofford win: 42 (49-7 in 1969)

Largest Furman win: 69 (69-0 in 1920)

Notes: Wofford and Furman played the first game ever contested in South Carolina with the Terriers claiming a 5-1 win in 1889 at the Encampment Grounds in Spartanburg ... This year marks the 130th anniversary of the first meeting ... The teams played twice in 2017, with Wofford winning the season opener and in the NCAA FCS Playoffs.

Date	Winner	WOF	Opp	Site
12/14/1889	Wofford	5	1	H
1/18/1890	Wofford	2	1	A
1/24/1890	Furman	0	12	H
3/21/1890	Furman	2	28	A
11/30/1893	Furman	4	18	A
11/23/1895	Wofford	44	0	H
11/6/1896	Wofford	6	0	H
10/26/1900	Tie	0	0	H
11/29/1900	Wofford	6	5	H
11/28/1901	Furman	0	17	A
10/10/1914	Furman	12	19	A
11/25/1915	Furman	0	25	A
11/30/1916	Wofford	9	7	H
11/29/1917	Furman	3	18	A
12/4/1918	Furman	0	6	H
10/11/1919	Furman	6	7	A
11/13/1920	Furman	0	69	H
11/19/1921	Furman	0	62	A
11/18/1922	Furman	0	41	H
10/27/1928	Furman	0	26	A
10/26/1929	Furman	6	25	H
11/15/1930	Furman	0	14	H
10/31/1931	Furman	0	20	A
11/5/1932	Furman	0	24	H
11/4/1933	Furman	0	38	A
9/29/1934	Furman	0	13	H
11/9/1935	Furman	0	29	A
9/26/1936	Furman	0	31	H
10/1/1937	Furman	0	58	A
9/26/1941	Furman	19	40	A
9/27/1946	Furman	0	31	A
10/25/1947	Furman	6	20	H

10/16/1948	Tie	7	7	A
11/3/1950	Tie	13	13	A
11/2/1951	Wofford	14	12	H
11/1/1952	Furman	21	29	A
10/31/1953	Furman	6	7	H
11/20/1954	Wofford	19	0	A
10/1/1955	Wofford	27	6	H
10/13/1956	Wofford	18	6	A
10/19/1957	Wofford	13	12	H
10/18/1958	Furman	39	40	A
11/7/1959	Wofford	6	3	H
10/15/1960	Furman	26	41	A
10/28/1961	Furman	7	12	H
9/22/1962	Furman	21	34	A
10/12/1963	Furman	19	21	H
9/26/1964	Wofford	21	14	A
10/9/1965	Wofford	35	13	H
10/8/1966	Tie	15	15	A
10/7/1967	Furman	20	21	H
9/28/1968	Wofford	13	7	H
11/28/1968	Wofford	21	7	A
10/11/1969	Wofford	49	7	H
11/27/1969	Wofford	31	21	A
9/26/1970	Wofford	28	13	A
9/25/1971	Wofford	27	0	H
9/23/1972	Furman	7	24	A
9/22/1973	Furman	19	21	H
10/26/1974	Furman	10	21	A
11/22/1975	Tie	14	14	H
11/20/1976	Furman	14	56	A
10/8/1977	Wofford	13	7	H
10/7/1978	Furman	12	36	A
10/6/1979	Wofford	27	17	H
11/15/1980	Tie	14	14	A
10/21/1989	Furman	7	42	A
9/18/1993	Tie	14	14	A
9/16/1995	Furman	0	38	A
9/21/1996	Furman	3	33	A
11/15/1997	Furman	7	28	A
11/14/1998	Wofford	40	20	H
11/13/1999	Furman	3	30	A
11/11/2000	Furman	18	27	H
11/10/2001	Furman	14	45	A

11/16/2002	Furman	21	23	H
11/15/2003	Wofford	7	6	A
11/13/2004	Furman	24	31	H
11/12/2005	Furman	21	34	A
9/30/2006	Furman	21	35	H
9/29/2007	Wofford	45	20	A
11/22/2008	Wofford	35	10	H
11/21/2009	Furman	21	58	A
10/2/2010	Wofford	38	17	H
10/22/2011	Furman	21	26	A
10/6/2012	Wofford	20	14	H
11/23/2013	Furman	14	27	A
11/15/2014	Furman	14	31	A
11/21/2015	Wofford	38	28	H
11/5/2016	Wofford	34	27	A
9/2/2017	Wofford	24	23	H
12/2/2017	Wofford ^	28	10	H
10/13/2018	Furman	14	34	A

THE CITADEL

The Citadel leads 42-29-1

All games at Wofford: Wofford leads 11-9

All games at Citadel: The Citadel leads 28-13-1

Neutral site games: Series tied 5-5

Games in Gibbs Stadium: Wofford leads 9-2

Games in Johnson Hagood Stadium: The Citadel leads 19-13

Josh Conklin vs. Citadel: 1-0

Brent Thompson vs. Wofford: 1-3

Last Wofford Win: 28-21 in 2018

Last Citadel Win: 24-21 in 2016

Last Wofford win at Citadel: 20-16 in 2017

Longest Wofford win streak: 16 (1999-2015)

Longest Citadel win streak: 15 (1959-90)

Last 10 games: Wofford leads 8-2

Current Streak: Wofford has won three games

Largest Wofford win: 35 (35-0 in 2010)

Largest Citadel win: 41 (41-0 in 1936)

Notes: In 2015, the 16 game winning streak for Wofford in the series ended at The Citadel ... In 2016, the Bulldogs won in the regular season, but the Terriers won during the NCAA FCS Playoffs.

Date	Winner	WOF	Opp	Site
11/14/1916	The Citadel	0	37	A

Wofford defeated Furman in the second round of the 2017 NCAA FCS Playoffs, the first postseason meeting between the two teams.



10/18/1919	Wofford	12	0	H	11/9/1985	The Citadel	28	42	A
10/23/1920	The Citadel	0	19	A	11/8/1986	The Citadel	6	20	A
10/8/1921	The Citadel	0	28	A	9/5/1987	The Citadel	0	38	A
11/24/1923	The Citadel	0	9	H	9/9/1989	The Citadel	21	42	A
10/4/1924	The Citadel	0	19	A	11/10/1990	The Citadel	14	48	A
10/23/1926	The Citadel	0	6	H	9/14/1991	Wofford	15	12	A
11/12/1927	Tie	6	6	A	9/12/1992	The Citadel	13	30	A
11/24/1928	Wofford	9	7	H	9/4/1993	Wofford	20	6	A
11/29/1929	The Citadel	0	7	H	9/10/1994	The Citadel	3	31	A
11/29/1930	The Citadel	6	7	H	9/9/1995	The Citadel	10	27	A
11/26/1931	The Citadel	7	28	A	11/23/1996	Wofford	26	21	A
11/24/1932	The Citadel	0	13	H	11/1/1997	The Citadel	3	7	A
11/30/1933	The Citadel	0	14	A	9/12/1998	The Citadel	14	20	H
11/3/1934	The Citadel	7	18	H	10/30/1999	Wofford	47	16	A
10/12/1935	The Citadel	7	20	A	10/28/2000	Wofford	31	10	H
11/26/1936	The Citadel	0	41	N ¹	10/27/2001	Wofford	13	0	A
9/18/1937	The Citadel	0	38	H	11/2/2002	Wofford	27	14	H
10/29/1938	The Citadel	0	27	A	11/1/2003	Wofford	42	16	A
12/2/1939	The Citadel	2	21	N ²	10/30/2004	Wofford	38	17	H
11/1/1940	The Citadel	2	7	N ³	10/29/2005	Wofford	28	10	A
11/8/1941	The Citadel	7	42	A	10/7/2006	Wofford	28	20	H
10/28/1949	Wofford	21	7	N ³	10/6/2007	Wofford	28	7	A
10/29/1954	The Citadel	13	14	N ³	11/8/2008	Wofford	33	28	H
10/28/1955	Wofford	27	7	N ³	11/7/2009	Wofford	43	17	A
10/19/1956	Wofford	23	19	N ³	10/30/2010	Wofford	35	0	H
10/11/1957	Wofford	34	0	N ³	10/8/2011	Wofford	43	14	A
10/10/1958	Wofford	18	6	N ³	10/27/2012	Wofford	24	21	H
10/9/1959	The Citadel	8	40	N ³	9/7/2013	Wofford	21	10	A
9/23/1967	The Citadel	7	17	A	10/4/2014	Wofford	17	13	H
9/27/1975	The Citadel	7	16	A	10/10/2015	The Citadel	12	39	A
9/3/1977	The Citadel	0	7	A	10/22/2016	The Citadel (OT)	21	24	H
11/11/1978	The Citadel	17	35	A	12/3/2016	Wofford ^	17	3	A
10/27/1979	The Citadel	30	49	A	10/14/2017	Wofford	20	16	A
11/1/1980	The Citadel	3	35	A	9/1/2018	Wofford	28	21	H
11/14/1981	The Citadel	14	24	A					
9/25/1982	The Citadel	14	21	A					
11/10/1984	The Citadel	16	23	A					

N¹ at Augusta, GA
 N² at Wilmington, NC
 N³ at Orangeburg, SC
 ^ NCAA FCS Playoffs

2019 SOCON COMPOSITE SCHEDULE

AUGUST 24

Samford vs. Youngstown State

AUGUST 29

Eastern Illinois at Chattanooga

AUGUST 31

Charleston Southern at Furman
 Towson at The Citadel
 ETSU at Appalachian State
 *Mercer at Western Carolina
 Wofford at South Carolina State
 VMI at Marshall
 Samford at Tennessee Tech

SEPTEMBER 7

The Citadel at Elon
 Western Carolina at NC State
 Mars Hill at VMI
 Chattanooga at Jacksonville State
 Furman at Georgia State
 Shorter at ETSU

SEPTEMBER 14

Austin Peay at Mercer
 Furman at Virginia Tech

Chattanooga at Tennessee
 The Citadel at Georgia Tech
 North Greenville at Western Carolina
 *Samford at Wofford
 *VMI at ETSU

SEPTEMBER 21

Alabama A&M at Samford
 *Mercer at Furman
 Robert Morris at VMI
 James Madison at Chattanooga
 Charleston Southern at The Citadel
 Gardner-Webb at Wofford
 Austin Peay at ETSU

SEPTEMBER 28

*The Citadel at Samford
 Campbell at Mercer
 *ETSU at Furman
 *Wofford at VMI
 *Western Carolina at Chattanooga

OCTOBER 5

*Chattanooga at Mercer
 *Furman at Samford
 *VMI at The Citadel

Gardner-Webb at Western Carolina
 *Wofford at ETSU

OCTOBER 12

*Samford at VMI
 *Western Carolina at The Citadel

OCTOBER 17

*ETSU at Chattanooga

OCTOBER 19

*VMI at Mercer
 *The Citadel at Furman
 *Western Carolina at Wofford

OCTOBER 26

*ETSU at Samford
 *Chattanooga at Wofford
 *Mercer at The Citadel
 *Furman at Western Carolina

NOVEMBER 2

*Samford at Mercer
 Wofford at Clemson
 *Western Carolina at VMI
 *Furman at Chattanooga

*The Citadel at ETSU

NOVEMBER 9

*Wofford at Mercer
 *Chattanooga at Samford
 *VMI at Furman
 *ETSU at Western Carolina

NOVEMBER 16

VMI at Army West Point
 *Mercer at ETSU
 *Furman at Wofford
 *The Citadel at Chattanooga
 *Samford at Western Carolina

NOVEMBER 23

Mercer at North Carolina
 Western Carolina at Alabama
 ETSU at Vanderbilt
 Samford at Auburn
 *Wofford at The Citadel
 Point at Furman
 *Chattanooga at VMI

* Southern Conference game

SERIES VS. ALL OPPONENTS

SOUTHERN CONFERENCE CHAMPIONS
2003 2007 2010 2012 2017 2018

Opponent	Games	W-L-T	First Game	Last Game
Air Force	1	0-1-0	2003	2003
Albion	1	1-0-0	1973	1973
All-Star Ambulance	1	1-0-0	1917	1917
Appalachian State	30	12-18-0	1960	2013
Asheville	1	0-1-0	1901	1901
Auburn	4	1-3-0	1930	1952
Baylor	1	0-1-0	2013	2013
Bingham	2	1-1-0	1895	1901
Birmingham-Southern	1	0-1-0	1931	1931
Bowie State	1	1-0-0	1992	1992
Camp Croft	1	0-1-0	1941	1941
Carson-Newman	15	9-6-0	1922	1987
Catawba	44	26-17-1	1932	2003
Central Connecticut State	1	1-0-0	1990	1990
Central Florida	1	1-0-0	1986	1986
Charleston Southern	14	14-0-0	1993	2016
Chattanooga	25	14-11-0	1927	2018
Cheyney	1	1-0-0	1991	1991
The Citadel	72	29-42-1	1916	2018
Clemson	15	3-12-0	1896	2015
Coastal Carolina	1	0-0-0	2006	2006
Concord	2	1-1-0	1985	1987
Cumberland	1	1-0-0	1915	1915
Davidson	51	19-31-1	1900	1989
Dayton	2	1-1-0	1995	1996
Delaware	1	0-1-0	2003	2003
Duke	7	0-6-1	1920	1930
East Carolina	5	1-3-1	1959	1964
East Tennessee State	27	14-13-0	1957	2018
Eastern Kentucky	3	2-1-0	1949	1955
Elon	38	27-11-0	1921	2018
Emory & Henry	2	1-1-0	1968	1969
Erskine	30	19-8-3	1915	1951
Fairmont State	1	1-0-0	1980	1980
Florida	1	0-1-0	1914	1914
Florida Southern	2	1-1-0	1927	1928
Florida State	3	0-3-0	1949	1952
Fort Benning	3	2-1-0	1922	1942
Fort Jackson	1	1-0-0	1947	1947
Frederick	5	4-1-0	1961	1967
Furman	93	31-55-7	1889	2018
Gardner-Webb	27	19-8-0	1972	2018
Georgetown, Ky.	3	3-0-0	1928	2007
Georgia	3	0-3-0	1894	1896
Georgia Southern	20	8-12-0	1982	2013
Georgia Tech	2	0-2-0	1901	2014
Guilford	13	10-2-1	1916	1974
Hampden-Sydney	3	1-1-1	1939	1948
High Point	11	9-1-1	1928	1950
Idaho	1	0-1-0	2015	2015
Jacksonville State	3	1-2-0	1990	2010
James Madison	1	0-1-0	1980	1980
Johnson C. Smith	2	2-0-0	2004	2016
Kennesaw State	1	0-1-0	2018	2018
Kentucky State	2	2-0-0	1989	1990
Lees-McRae	2	2-0-0	1992	1993
Lehigh	2	0-2-0	1998	2000
Lenoir-Rhyne	45	23-20-2	1932	1996
Liberty	5	2-3-0	1983	1995
Lincoln	1	1-0-0	2012	2012
Livingstone State	1	1-0-0	1954	1954
Louisiana-Lafayette	1	0-1-0	1999	1999
Louisiana-Monroe	1	1-0-0	2000	2000
Mars Hill	8	4-2-2	1963	1986
Marshall	3	1-1-1	1952	1998

Opponent	Games	W-L-T	First Game	Last Game
Maryland	1	0-1-0	2002	2002
Mercer	11	5-6-0	1915	2018
Miami (Fla.)	1	0-1-0	1934	1934
Middle Tennessee	1	0-1-0	1999	1999
Milligan	1	1-0-0	1949	1949
Mississippi College	2	0-2-0	1990	1991
University of Mississippi	1	0-1-0	2016	2016
Montana	1	1-0-0	2007	2007
Morehead State	2	1-1-0	1996	1997
Muskingum	1	1-0-0	1973	1973
New Hampshire	1	1-0-0	2012	2012
New Haven	2	1-1-0	1989	1991
Newberry	81	48-29-4	1914	2002
North Carolina A&T	1	1-0-0	2003	2003
North Carolina State	2	0-2-0	1920	2007
North Dakota State	2	0-2-0	2012	2017
North Georgia	3	3-0-0	1921	1923
North Greenville	1	1-0-0	2014	2014
Northwestern State (La.)	1	0-0-1	1948	1948
Northeast Oklahoma St.	1	1-0-0	1949	1949
Northern Iowa (UNI)	1	0-1-0	2011	2011
Oglethorpe	9	2-6-1	1920	1941
Ohio University	1	0-1-0	2010	2010
Parris Island	3	2-1-0	1931	1953
Piedmont	4	4-0-0	1923	1936
Presbyterian	85	42-40-3	1914	2018
Randolph-Macon	6	5-1-0	1940	1948
Richmond	1	0-1-0	2007	2007
Riverside Military	1	0-0-1	1914	1914
Rollins	3	1-2-0	1935	1937
Salem College	1	1-0-0	1988	1988
Samford	16	5-11-0	1949	2018
Savannah State	1	1-0-0	1988	1988
South Carolina	24	4-20-0	1895	2017
South Carolina State	8	6-2-0	1974	2006
South Florida	1	0-1-0	2009	2009
South Georgia	1	1-0-0	1934	1934
Southern Connecticut	1	1-0-0	1987	1987
Stetson	9	4-3-2	1938	1956
Tampa	7	3-4-0	1950	1964
Tennessee	1	0-1-0	1952	1952
Tennessee Tech	4	4-0-0	1948	2016
Texas A&I	1	0-1-0	1970	1970
Towson State	2	0-2-0	1984	1985
UAB	3	0-3-0	1993	1995
Union (Kentucky)	1	1-0-0	2010	2010
VMI	22	12-10-0	1924	2018
UVa.-Wise	2	2-0-0	2011	2014
Wake Forest	6	0-5-1	1916	1937
Washington & Lee	3	0-3-0	1934	1937
Waynesburg	1	1-0-0	1970	1970
West Georgia	3	1-2-0	1989	1991
West Liberty	1	1-0-0	1970	1970
West Virginia	1	1-0-0	2005	2005
West Virginia Tech	1	1-0-0	1989	1989
Western Carolina	41	27-14-0	1952	2018
Western Kentucky	1	1-0-0	2003	2003
William & Mary	2	0-2-0	1930	1988
Wingate	3	2-1-0	1992	1994
Winston-Salem State	3	2-1-0	1991	1994
Wisconsin	1	0-1-0	2009	2009
Wyoming	1	0-1-0	2018	2018
Youngstown State	2	0-2-0	1996	2016

Bold face denotes 2019 opponents

Note: Wofford Fitting School also played Presbyterian in 1914, which is not reflected in the above record.

TEAM STATISTICS

	WOF	OPP				
SCORING	385	247				
Points Per Game	29.6	19.0				
Points Off Turnovers	54	62				
FIRST DOWNS	273	218				
Rushing	194	75				
Passing	59	120				
Penalty	20	23				
RUSHING YARDAGE	4052	1327				
Yards gained rushing	4299	1611				
Yards lost rushing	247	284				
Rushing Attempts	663	413				
Average Per Rush	6.1	3.2				
Average Per Game	311.7	102.1				
TDs Rushing	38	12				
PASSING YARDAGE	1502	2608				
Comp-Att-Int	114-191-10	239-396-13				
Average Per Pass	7.9	6.6				
Average Per Catch	13.2	10.9				
Average Per Game	115.5	200.6				
TDs Passing	11	18				
TOTAL OFFENSE	5554	3935				
Total Plays	854	809				
Average Per Play	6.5	4.9				
Average Per Game	427.2	302.7				
KICK RETURNS: #-Yards	21-411	28-578				
PUNT RETURNS: #-Yards	17-62	14-79				
INT RETURNS: #-Yards	13-237	10-54				
KICK RETURN AVERAGE	19.6	20.6				
PUNT RETURN AVERAGE	3.6	5.6				
INT RETURN AVERAGE	18.2	5.4				
FUMBLES-LOST	17-9	8-5				
PENALTIES-Yards	65-615	49-414				
Average Per Game	47.3	31.8				
PUNTS-Yards	48-2020	72-2969				
Average Per Punt	42.1	41.2				
Net punt average	37.8	39.7				
KICKOFFS-Yards	74-4296	50-2826				
Average Per Kick	58.1	56.5				
Net kick average	39.4	40.8				
TIME OF POSSESSION/Game	33:14	26:46				
3RD-DOWN Conversions	61/156	57/172				
3rd-Down Pct	39%	33%				
4TH-DOWN Conversions	9/19	14/28				
4th-Down Pct	47%	50%				
SACKS BY-Yards	22-162	9-61				
MISC YARDS	0	0				
TOUCHDOWNS SCORED	50	32				
FIELD GOALS-ATTEMPTS	12-16	8-12				
ON-SIDE KICKS	0-0	1-1				
RED-ZONE SCORES	(39-48) 81%	(26-34) 76%				
RED-ZONE TOUCHDOWNS	(28-48) 58%	(22-34) 65%				
PAT-ATTEMPTS	(49-50) 98%	(31-32) 97%				
ATTENDANCE	34837	57664				
Games/Avg Per Game	6/5806	7/8238				
SCORE BY QUARTERS	1st	2nd	3rd	4th	OT	Total
Wofford College	83	138	86	78	-	385
Opponents	62	82	34	69	-	247

SCORING

	TD	FGs	Kick PAT	Rush PAT	Rcv PAT	Pass PAT	DXP	Saf	Points
Luke Carter	0	12-16	48-48	0-0	0	0-0	0	0	84
Andre Stoddard	11	0-0	0-0	0-0	0	0-0	0	0	66
Lennox McAfee	9	0-0	0-0	0-0	0	0-0	0	0	54
Joe Newman	5	0-0	0-0	0-0	0	0-0	0	0	30
D. VanCleave	4	0-0	0-0	0-0	0	0-0	0	0	24
TJ Luther	4	0-0	0-0	0-0	0	0-0	0	0	24
Nathan Walker	3	0-0	0-0	0-0	0	0-0	0	0	18
Ryan Lovelace	3	0-0	0-0	0-0	0	0-0	0	0	18
Jason Hill	2	0-0	0-0	0-0	0	0-0	0	0	12
Blake Morgan	2	0-0	0-0	0-0	0	0-0	0	0	12
Miller Mosley	2	0-0	0-0	0-0	0	0-0	0	0	12
Landon Parker	1	0-0	0-0	0-0	0	0-0	0	0	6
Dimitri Redwood	1	0-0	0-0	0-0	0	0-0	0	0	6
Evan Suggs	1	0-0	0-0	0-0	0	0-0	0	0	6
Jimmy Weirick	1	0-0	0-0	0-0	0	0-0	0	0	6
Garrison Moore	1	0-0	0-0	0-0	0	0-0	0	0	6
Dawson Henis	0	0-0	1-2	0-0	0	0-0	0	0	1
Total.....	50	12-16	49-50	0-0	0	0-0	0	0	385
Opponents.....	32	8-12	31-32	0-0	0	0-0	0	0	247

RESULTS

	OPPONENT	W/L	SCORE	ATTND
* Sep 1, 2018	THE CITADEL	W	28-21	8930
* Sep 8, 2018	VMI	W	59-14	4957
Sep 15, 2018	at Wyoming	L	14-17	20293
Sep 29, 2018	at Gardner-Webb	W	45-14	2850
* Oct 6, 2018	at Chattanooga	W	21-10	8010
* Oct 13, 2018	at Furman	L	14-34	7006
* Oct 20, 2018	#21 ETSU	W	30-17	6745
* Oct 27, 2018	MERCER	W	42-21	6374
* Nov 03, 2018	at Samford	L	20-35	5821
* Nov 10, 2018	at Western Carolina	W	38-23	10169
Nov 17, 2018	PC	W	45-21	5674
^ Nov 24, 2018	#17 ELON	W	19-7	2157
^ Dec 1, 2018	at #2 Kennesaw State	L	10-13	3515

* indicates Southern Conference game
^ indicates NCAA FCS Playoff game

RUSHING

	GP	Att	Gain	Loss	Net	Avg	TD	Long
Andre Stoddard	12	156	928	15	913	5.9	11	54
Lennox McAfee	13	120	870	16	854	7.1	8	62
Nathan Walker	13	77	549	2	547	7.1	3	63
Joe Newman	13	130	670	137	533	4.1	5	66
Ryan Lovelace	12	24	297	2	295	12.3	3	70
Miller Mosley	13	49	278	20	258	5.3	2	34
Blake Morgan	7	34	230	9	221	6.5	1	29
D. VanCleave	13	21	189	1	188	9.0	3	67
Jimmy Weirick	2	8	93	1	92	11.5	1	63
Andy Riazzi	7	15	84	1	83	5.5	0	20
TJ Luther	13	3	51	0	51	17.0	0	29
Logan Thomas	3	5	25	4	21	4.2	0	17
Evan Suggs	4	4	14	1	13	3.2	1	9
S. Alverson	2	3	9	0	9	3.0	0	5
Corey Cooper	1	1	5	0	5	5.0	0	5
Karl Swiger	1	2	5	0	5	2.5	0	3
Jason Hill	13	1	2	0	2	2.0	0	2
Dorian Lindsey	13	1	0	8	-8	-8.0	0	0
TEAM	10	8	0	10	-10	-1.2	0	0
Luke Carter	13	1	0	20	-20	-20.0	0	0
Total.....	13	663	4299	247	4052	6.1	38	70
Opponents.....	13	413	1611	284	1327	3.2	12	53

PASSING

	G	Effic	Comp-Att-Int	Pct	Yds	TD	Lng
Joe Newman	13	131.23	88-145-7	60.7	1070	8	57
Miller Mosley	13	131.70	18-36-3	50.0	343	2	71
Jimmy Weirick	2	132.33	5-6-0	83.3	35	0	13
Jason Hill	13	479.20	2-2-0	100.0	51	1	26
TEAM	10	0.00	0-1-0	0.0	0	0	0
Logan Thomas	3	125.20	1-1-0	100.0	3	0	3
Total.....	13	134.28	114-191-10	59.7	1502	11	71
Opponents.....	13	124.11	239-396-13	60.4	2608	18	73

RECEIVING

	G	No.	Yds	Avg	TD	Long	YPG
Jason Hill	13	26	278	10.7	2	32	21.4
D. VanCleave	13	21	285	13.6	1	57	21.9
Blake Morgan	7	18	185	10.3	1	26	26.4
TJ Luther	13	14	323	23.1	4	71	24.8
Dorian Lindsey	13	14	172	12.3	0	45	13.2
Armani Helligar	13	9	66	7.3	0	10	5.1
Lennox McAfee	13	4	42	10.5	1	25	3.2
Nick Karas	13	2	55	27.5	0	45	4.2
Landon Parker	4	2	33	16.5	1	21	8.2
JoJo Tillery	13	1	43	43.0	0	43	3.3
Garrison Moore	13	1	12	12.0	1	12	0.9
Jim Welsh	5	1	9	9.0	0	9	1.8
Nathan Walker	13	1	-1	-1.0	0	0	-0.1
Total.....	13	114	1502	13.2	11	71	115.5
Opponents.....	13	239	2608	10.9	18	73	200.6

PUNT RETURNS

	No.	Yds	Avg	TD	Long
Lennox McAfee	14	24	1.7	0	17
TJ Luther	1	26	26.0	0	0
D. Anderson	1	1	1.0	0	1
D. VanCleave	1	11	11.0	0	11
Total.....	17	62	3.6	0	17
Opponents.....	14	79	5.6	0	19

INTERCEPTIONS

	No.	Yds	Avg	TD	Long
Mason Alstatt	3	61	20.3	0	33
George Gbese	3	78	26.0	0	66
JoJo Tillery	3	23	7.7	0	20
Weston Rountree	2	30	15.0	0	15
Dimitri Redwood	1	45	45.0	1	45
Domo Lemon	1	0	0.0	0	0
Total.....	13	237	18.2	1	66
Opponents.....	10	54	5.4	1	47

KICK RETURNS

	No.	Yds	Avg	TD	Long
D. VanCleave	8	155	19.4	0	32
TJ Luther	8	189	23.6	0	53
Lennox McAfee	3	61	20.3	0	24
Garrison Moore	1	5	5.0	0	5
Jireh Wilson	1	1	1.0	0	1
Total.....	21	411	19.6	0	53
Opponents.....	28	578	20.6	0	56

TOTAL OFFENSE

	G	Plays	Rush	Pass	Total	Avg/G
Joe Newman	13	275	533	1070	1603	123.3
Andre Stoddard	12	156	913	0	913	76.1
Lennox McAfee	13	120	854	0	854	65.7
Miller Mosley	13	85	258	343	601	46.2
Nathan Walker	13	77	547	0	547	42.1
Ryan Lovelace	12	24	295	0	295	24.6
Blake Morgan	7	34	221	0	221	31.6
D. VanCleave	13	21	188	0	188	14.5
Jimmy Weirick	2	14	92	35	127	63.5
Andy Riazzi	7	15	83	0	83	11.9
Jason Hill	13	3	2	51	53	4.1
TJ Luther	13	3	51	0	51	3.9
Logan Thomas	3	6	21	3		

2018 STATISTICS

FIELD GOALS

	FGM-FGA	Pct	1-19	20-29	30-39	40-49	50+ Lg
Luke Carter	12-16	75.0	0-0	6-8	4-5	2-3	0-0 45

FIELD GOAL SEQUENCE

	WOFFORD	OPPONENTS
The Citadel	-	-
VMI	(38),27	43
Wyoming	-	(20)
Gardner-Webb	(21)	-
Chattanooga	47,23	(42)
Furman	-	-
ETSU	(20)	(45)
Mercer	-	-
Samford	(34),(27)	-
Western Carolina	(42)	(43),(36),51,(21)
PC	(23)	29
Elon	(32),36,(21),(33),(25)	-
Kennesaw State	(45)	(40),48,(30)

Numbers in parentheses indicate field goal was made.

PUNTING

	No.	Yds	Avg	Long	TB	FC	I20	50+
Luke Carter	44	1917	43.6	63	4	15	17	8
TEAM	1	14	14.0	14	0	0	0	0
Dawson Henis	1	32	32.0	32	0	1	1	0
Jimmy Weirick	1	37	37.0	37	1	0	0	0
Joe Newman	1	20	20.0	20	0	0	0	0
Total.....	48	2020	42.1	63	5	16	18	8
Opponents.....	72	2969	41.2	64	2	26	21	14

KICKOFFS

	No.	Yds	Avg	TB	OB	Ret	Net	YdLn
Dawson Henis	55	3222	58.6	24	0			
Luke Carter	19	1074	56.5	8	0			
Total.....	74	4296	58.1	32	0	578	39.4	25
Opponents.....	50	2826	56.5	15	1	411	40.8	24

FUMBLE RETURNS

	No.	Yds	Avg	TD	Long
Thad Mangum	1	14	14.0	0	14
Total.....	1	14	14.0	0	14
Opponents.....	3	36	12.0	1	15

ALL PURPOSE

	G	Rush	Rec	PR	KOR	IR	Tot	YPG
Lennox McAfee	13	854	42	24	61	0	981	75.5
Andre Stoddard	12	913	0	0	0	0	913	76.1
D. VanCleave	13	188	285	11	155	0	639	49.2
TJ Luther	13	51	323	26	189	0	589	45.3
Nathan Walker	13	547	-1	0	0	0	546	42.0
Joe Newman	13	533	0	0	0	0	533	41.0
Blake Morgan	7	221	185	0	0	0	406	58.0
Ryan Lovelace	12	295	0	0	0	0	295	24.6
Jason Hill	13	2	278	0	0	0	280	21.5
Miller Mosley	13	258	0	0	0	0	258	19.8
Dorian Lindsey	13	-8	172	0	0	0	164	12.6
Jimmy Weirick	2	92	0	0	0	0	92	46.0
Andy Riazzi	7	83	0	0	0	0	83	11.9
George Gbese	12	0	0	0	0	78	78	6.5
Jolo Tillery	13	0	43	0	0	23	66	5.1
Armani Helligar	13	0	66	0	0	0	66	5.1
Mason Alstatt	13	0	0	0	0	61	61	4.7
Nick Karas	13	0	55	0	0	0	55	4.2
Dimitri Redwood	13	0	0	0	0	45	45	3.5
Landon Parker	4	0	33	0	0	0	33	8.2

Weston Rountree	12	0	0	0	0	30	30	2.5
Logan Thomas	3	21	0	0	0	0	21	7.0
Garrison Moore	13	0	12	0	5	0	17	1.3
Evan Suggs	4	13	0	0	0	0	13	3.2
Jim Welsh	5	0	9	0	0	0	9	1.8
S. Alverson	2	9	0	0	0	0	9	4.5
Karl Swiger	1	5	0	0	0	0	5	5.0
Corey Cooper	1	5	0	0	0	0	5	5.0
Jireh Wilson	13	0	0	0	1	0	1	0.1
D. Anderson	7	0	0	1	0	0	1	0.1
TEAM	10	-10	0	0	0	0	-10	-1.0
Luke Carter	13	-20	0	0	0	0	-20	-1.5
Total.....	13	4052	1502	62	411	237	6264	481.8
Opponents.....	13	1327	2608	79	578	54	4646	357.4



2018 WOFFORD STARTING LINEUPS

Offense

	LT	LG	C	RG	RT	WR	WR/TE	QB	FB	HB	HB
CIT	Ralph (14)	Ronan (1)	Jeresaty (6)	Basinger (4)	Burger (1)	Hill (24)	Lindsey (3)	Newman (1)	Stoddard (12)	McAfee (13)	Morgan (11)
VMI	Ralph (15)	Ronan (2)	Jeresaty (7)	Basinger (5)	Burger (2)	Hill (25)	Lindsey (4)	Newman (2)	Stoddard (13)	McAfee (14)	Helligar (1)
WYO	Ralph (16)	Ronan (3)	Jeresaty (8)	Basinger (6)	Burger (3)	Hill (26)	Lindsey (5)	Newman (3)	Stoddard (14)	McAfee (15)	Morgan (12)
GWU	Ralph (17)	Ronan (4)	Jeresaty (9)	Basinger (7)	Burger (4)	Hill (27)	Luther (1)	Newman (4)	Stoddard (15)	McAfee (16)	Helligar (2)
UTC	Ralph (18)	Ronan (5)	Jeresaty (10)	Basinger (8)	Burger (5)	Hill (28)	Lindsey (6)	Newman (5)	Stoddard (16)	McAfee (17)	Morgan (13)
FUR	Ralph (19)	Ronan (6)	Jeresaty (11)	Basinger (9)	Burger (6)	Hill (29)	Lindsey (7)	Newman (6)	Stoddard (17)	McAfee (18)	Morgan (14)
ETSU	Ralph (20)	Ronan (7)	Jeresaty (12)	Basinger (10)	Burger (7)	Hill (30)	Lindsey (8)	Newman (7)	Stoddard (18)	McAfee (19)	Morgan (15)
MER	Kurz (1)	Ronan (8)	Jeresaty (13)	Basinger (11)	Burger (8)	Hill (31)	Lindsey (9)	Newman (8)	Stoddard (19)	McAfee (20)	Lovelace (1)
SAM	Kurz (2)	Ronan (9)	Jeresaty (14)	Basinger (12)	Burger (9)	Hill (32)	Lindsey (10)	Newman (9)	Stoddard (20)	McAfee (21)	Karas (2) TE
WCU	Ralph (21)	Ronan (10)	Jeresaty (15)	Basinger (13)	Burger (10)	Hill (33)	Lindsey (11)	Newman (10)	Stoddard (21)	McAfee (22)	Lovelace (2)
PC	Ralph (22)	Ronan (11)	Jeresaty (16)	Basinger (14)	Burger (11)	Hill (34)	Helligar (2)	Newman (11)	Walker (1)	McAfee (23)	VanCleave (1)
ELON	Ralph (23)	Ronan (12)	Jeresaty (17)	Basinger (15)	Burger (12)	Hill (35)	Lindsey (12)	Newman (12)	Stoddard (22)	McAfee (24)	Lovelace (3)
KSU	Ralph (24)	Ronan (13)	Epting (1)	Basinger (16)	Burger (13)	Hill (36)	Lindsey (13)	Newman (13)	Stoddard (23)	McAfee (25)	Lovelace (4)

Defense

	DE	NT	DE	OLB	ILB	ILB	OLB	CB	FS	SS	CB
CIT	Mangum (1)	Brown (37)	Horton (19)	Beckley (1)	Hinton (3)	DT Wilson (26)	Jireh Wilson (4)	Lemon (5)	Tillery (15)	Alstatt (14)	Watson (24)
VMI	Mangum (2)	Brown (38)	Horton (20)	Beckley (2)	Hinton (4)	DT Wilson (27)	Jireh Wilson (5)	Lemon (6)	Tillery (16)	Alstatt (15)	Watson (25)
WYO	Mangum (3)	Horton (21)	Lufkin (1)	Beckley (3)	Rountree (2)	DT Wilson (28)	Jireh Wilson (6)	Lemon (7)	Tillery (17)	Alstatt (16)	Watson (26)
GWU	Mangum (4)	Zamary (1)	Brown (39)	Beckley (4)	Hinton (5)	DT Wilson (29)	Jireh Wilson (7)	Gbese (23)	Tillery (18)	Alstatt (17)	Watson (27)
UTC	Mangum (5)	Zamary (2)	Brown (40)	Beckley (5)	Hinton (6)	DT Wilson (30)	Jireh Wilson (8)	Lemon (8)	Tillery (19)	Alstatt (18)	Watson (28)
FUR	Mangum (6)	Zamary (3)	Brown (41)	Beckley (6)	Hinton (7)	DT Wilson (31)	Jireh Wilson (9)	Lemon (9)	Tillery (20)	Alstatt (19)	Watson (29)
ETSU	Mangum (7)	Zamary (4)	Brown (42)	Beckley (7)	Hinton (8)	DT Wilson (32)	Jireh Wilson (10)	Lemon (10)	Tillery (21)	Alstatt (20)	Gbese (24)
MER	Mangum (8)	Zamary (5)	Brown (43)	Beckley (8)	Hinton (9)	DT Wilson (33)	Jireh Wilson (11)	Lemon (11)	Tillery (22)	Alstatt (21)	Gbese (25)
SAM	Mangum (9)	Redwood (3) DB	Brown (44)	Beckley (9)	Hinton (10)	DT Wilson (34)	Jireh Wilson (12)	Lemon (12)	Tillery (23)	Watson (30)	Gbese (26)
WCU	Mangum (10)	Zamary (6)	Brown (45)	B. Brown (1)	Hinton (11)	DT Wilson (35)	Jireh Wilson (13)	Lemon (13)	Tillery (24)	Alstatt (22)	Gbese (27)
PC	Mangum (11)	Zamary (7)	Brown (46)	B. Brown (2)	Hinton (12)	DT Wilson (36)	Jireh Wilson (14)	Lemon (14)	Tillery (25)	Alstatt (23)	Watson (30)
ELON	Mangum (12)	Zamary (8)	Brown (47)	B. Brown (3)	Rountree (3)	DT Wilson (37)	Jireh Wilson (15)	Gbese (28)	Tillery (26)	Alstatt (24)	Watson (31)
KSU	Mangum (13)	Zamary (9)	Brown (48)	B. Brown (4)	Rountree (4)	DT Wilson (38)	Jireh Wilson (16)	Lemon (15)	Tillery (27)	Alstatt (25)	Watson (32)

Bold - First Career Start

(X) - Career Starts

WOFFORD DEFENSIVE STATISTICS

	GP	TACKLES			TFL/Yds	Sacks		Pass		Fumbles		Blkd	
		Solo	Ast	Total		No-Yards	Int-Yds	BrUp	QBH	Rcv-Yds	FF	Kick	Safety
41 Jireh Wilson	13	40	19	59	6.0-20	1.0-8	.	3	2	2-0	2	.	.
52 Thad Mangum	13	32	19	51	6.0-18	3.0-15	.	.	3	2-14	.	.	.
3 JoJo Tillery	13	34	15	49	2.0-4	1.0-1	3-23	6	1
90 Miles Brown	12	30	16	46	9.5-46	5.0-28	.	.	1	.	2	.	.
13 Mason Alstatt	13	27	18	45	2.0-3	.	3-61	1	.	1-0	.	.	.
27 Domo Lemon	13	31	14	45	4.5-26	1.0-22	1-0	8
42 DT Wilson	13	30	14	44	6.0-25	1.5-14	.	.	2	.	1	.	.
24 Devin Watson	13	31	10	41	3.0-11	.	.	3
47 Billy Hinton	10	25	15	40	4.0-17	.	.	1	1
33 Brandon Brown	13	24	15	39	2.5-3	.	.	1
46 John Beckley	13	18	15	33	3.0-14	.	.	1
36 Weston Rountree	12	14	17	31	2.0-4	.	2-30
15 George Gbese	12	28	2	30	.	.	3-78	2	1
99 Brandon Zamary	13	10	13	23	2.5-4	1	.	.
53 Ryan Titus	13	15	7	22	1.0-9	1.0-9	.	1
18 Dimitri Redwood	13	14	7	21	.	.	1-45	2
45 Joe Beckett	13	6	9	15	3.0-15	2.5-14
97 Mikel Horton	3	9	4	13	0.5-4	.	.	1
44 R. Armstrong	11	8	4	12	2.0-10	1.0-9	.	.	2
26 Graham Massey	13	10	2	12
31 T.J. Neal	11	9	2	11	4.0-35	4.0-35	.	1	.	.	1	.	.
10 U. Strawter	13	5	6	11	.	.	.	1
43 Shaun Moore	13	7	2	9	2.0-4	.	.	2
95 Corey Prince	7	7	1	8	0.5-0
61 Austin Lufkin	12	5	2	7	1.0-3	.	.	.	1
54 Rett Russell	3	5	2	7	3.0-12	1.0-7
TM TEAM	10	6	.	6	1.0-4	.	.	1	.	.	1	.	.
96 C. Jackson	12	4	1	5
12 Darron Paschal	10	4	1	5	.	.	.	1
20 D. Anderson	7	3	.	3
2 TJ Luther	13	3	.	3	1	.
38 Dawson Henis	11	2	.	2
48 Tanner Barnes	2	1	1	2
63 Ross Hammond	13	1	1	2
34 Luke Carter	13	1	.	1
69 Liam Ronan	13	1	.	1
56 Rob Saylor	1	1	.	1
80 Dorian Lindsey	13	1	.	1
50 A. Duckworth	1	1	.	1
82 Jason Hill	13	1	.	1
49 Jaxen Rogers	1	1	.	1
19 D. VanCleave	13	1	.	1
6 Lennox McAfee	13	1	.	1
Total.....	13	507	254	761	71-291	22-162	13-237	36	14	5-14	8	1	.
Opponents.....	13	573	334	907	63.0-191	9-61	10-54	12	8	9-36	11	1	.



NCAA PLAYOFFS
1990 1991 1991 2003 2007 2008 2010 2011 2012 2016 2017 2018

WOFFORD TEAM HIGHS AND LOWS

Points Scored.....	59	vs VMI (Sep 08, 2018)
Low.....	10	at Kennesaw State (Dec 1, 2018)
Rushes.....	65	at Chattanooga (Oct 06, 2018)
Low.....	41	at Furman (Oct 13, 2018)
Yards Rushing.....	490	at Gardner-Webb (Sep 29, 2018)
Low.....	74	at Kennesaw State (Dec 1, 2018)
TD Rushes.....	5	vs VMI (Sep 08, 2018), vs PC (Nov 17, 2018)
Low.....	0	at Kennesaw State (Dec 1, 2018)
Pass attempts.....	22	at Samford (Nov 03, 2018)
Low.....	8	vs Elon (Nov 24, 2018)
Pass completions.....	15	vs VMI (Sep 08, 2018)
Low.....	4	vs The Citadel (Sep 01, 2018), vs Elon (Nov 24, 2018)
Yards Passing.....	221	vs VMI (Sep 08, 2018)
Low.....	20	vs Elon (Nov 24, 2018)
TD Passes.....	2	vs VMI (Sep 08, 2018), at GWU (Sep 29, 2018), vs Mercer (Oct 27, 2018)
Low.....	0	vs ETSU (Oct 20, 2018), vs Elon (Nov 24, 2018)
Total Plays.....	76	at Samford (Nov 03, 2018)
Low.....	53	vs The Citadel (Sep 01, 2018)
Total Offense.....	672	vs VMI (Sep 08, 2018)
Low.....	236	at Kennesaw State (Dec 1, 2018)
Sacks By.....	4	at Gardner-Webb (Sep 29, 2018), vs ETSU (Oct 20, 2018)
Low.....	0	six times, last vs Elon (Nov 24, 2018)
First Downs.....	34	vs VMI (Sep 08, 2018)
Low.....	11	at Kennesaw State (Dec 1, 2018)
Penalties.....	7	three times, last at Samford (Nov 03, 2018)
Low.....	3	three times, last vs PC (Nov 17, 2018)
Penalty Yards.....	86	at Chattanooga (Oct 06, 2018)
Low.....	13	vs PC (Nov 17, 2018)
Turnovers.....	3	three times, last vs PC (Nov 17, 2018)
Low.....	0	four times, last vs Elon (Nov 24, 2018)
Interceptions By.....	2	vs ETSU (Oct 20, 2018)
Low.....	0	vs The Citadel (Sep 01, 2018)
Punts.....	7	at Kennesaw State (Dec 1, 2018)
Low.....	1	at Gardner-Webb (Sep 29, 2018)

WOFFORD INDIVIDUAL BESTS

Rushes.....	22	Joe Newman at Furman (Oct 13, 2018)
Yards Rushing.....	200	Andre Stoddard at Gardner-Webb (Sep 29, 2018)
TD Rushes.....	2	Lennox McAfee vs CIT (Sep 01, 2018), vs ETSU (Oct 20, 2018), vs PC (Nov 17, 2018)
.....		Andre Stoddard four times, last at Western Carolina (Nov 10, 2018)
.....		Joe Newman at Chattanooga (Oct 06, 2018), at Western Carolina (Nov 10, 2018)
Long Rush.....	70	Ryan Lovelace vs The Citadel (Sep 01, 2018)
Pass attempts.....	19	Joe Newman at Furman (Oct 13, 2018)
Pass completions.....	12	Joe Newman at Furman (Oct 13, 2018)
Yards Passing.....	153	Joe Newman at Kennesaw State (Dec 1, 2018)
TD Passes.....	2	Joe Newman vs VMI (Sep 08, 2018), at Gardner-Webb (Sep 29, 2018)
Long Pass.....	71	Miller Mosley vs Mercer (Oct 27, 2018)
Receptions.....	6	Blake Morgan at Wyoming (Sep 15, 2018)
Yards Receiving.....	121	TJ Luther vs Mercer (Oct 27, 2018)
TD Receptions.....	2	TJ Luther vs Mercer (Oct 27, 2018)
Long Reception.....	71	TJ Luther vs Mercer (Oct 27, 2018)
Field Goals.....	4	Luke Carter vs Elon (Nov 24, 2018)
Long Field Goal.....	45	Luke Carter at Kennesaw State (Dec 1, 2018)
Punts.....	7	Luke Carter at Kennesaw State (Dec 1, 2018)
Long Punt.....	63	Luke Carter at Western Carolina (Nov 10, 2018)
Punts inside 20.....	3	Luke Carter at Western Carolina (Nov 10, 2018)
Long Punt Return.....	17	Lennox McAfee vs VMI (Sep 08, 2018)
Long Kickoff Return.....	53	TJ Luther at Gardner-Webb (Sep 29, 2018)
Tackles.....	10	Miles Brown at Kennesaw State (Dec 1, 2018)
Sacks.....	2.5	Miles Brown vs ETSU (Oct 20, 2018)
Tackles For Loss.....	2.0	T.J. Neal vs VMI (Sep 08, 2018)
.....		Shaun Moore vs VMI (Sep 08, 2018)
.....		Thad Mangum at Gardner-Webb (Sep 29, 2018)
.....		Jireh Wilson vs ETSU (Oct 20, 2018), vs Elon (Nov 24, 2018)
.....		Billy Hinton vs ETSU (Oct 20, 2018)
.....		DT Wilson vs PC (Nov 17, 2018)
.....		Rett Russell vs PC (Nov 17, 2018)
.....		Domo Lemon at Kennesaw State (Dec 1, 2018)
.....		Miles Brown at Kennesaw State (Dec 1, 2018)
Interceptions.....	1	eleven times, last by JoJo Tillery at Kennesaw State (Dec 1, 2018)

100-YARD RUSHERS

200	Andre Stoddard at Gardner-Webb (9/29/18)
155	Joe Newman at Chattanooga (10/6/18)
131	Lennox McAfee at Gardner-Webb (9/29/18)
121	Lennox McAfee vs. ETSU (10/20/18)
119	Andre Stoddard vs. Mercer (10/27/18)
111	Andre Stoddard at Chattanooga (10/6/18)

LONG PLAYS

Yds	Play	Player	Opponent
*71	Pass	TJ Luther	Mercer
*70	Rush	Ryan Lovelace	The Citadel
*67	Rush	D. VanCleave	PC
*66	Rush	Joe Newman	Chattanooga
66	INT	George Gbese	Western Carolina
63	Rush	Nathan Walker	VMI
*63	Rush	Jimmy Weirick	VMI
*62	Rush	Lennox McAfee	The Citadel
*57	Pass	D. VanCleave	Kennesaw State
56	Rush	Ryan Lovelace	Elon
*54	Rush	Andre Stoddard	Gardner-Webb
53	KR	TJ Luther	Gardner-Webb
*50	Pass	TJ Luther	Mercer
49	Pass	TJ Luther	Gardner-Webb
48	Rush	Nathan Walker	Mercer
45	Pass	Nick Karas	VMI
45	Pass	Dorian Lindsey	Western Carolina
*45	INT	Dimitri Redwood	VMI
*44	Rush	Lennox McAfee	ETSU
44	Rush	Lennox McAfee	Wyoming
43	Pass	JoJo Tillery	Kennesaw State
43	Rush	Lennox McAfee	Furman
*42	Rush	Ryan Lovelace	VMI
42	Rush	Andre Stoddard	Furman
*41	Rush	Lennox McAfee	Gardner-Webb
*40	Pass	TJ Luther	PC
39	Rush	Nathan Walker	PC
39	Rush	Lennox McAfee	Mercer
*38	Rush	Joe Newman	Western Carolina
38	KR	TJ Luther	Furman
38	Rush	Lennox McAfee	ETSU
36	Rush	Andre Stoddard	Gardner-Webb
35	Rush	Nathan Walker	Gardner-Webb
*35	Pass	TJ Luther	Gardner-Webb
35	Rush	Andre Stoddard	Chattanooga
35	Pass	D. VanCleave	Samford
34	Rush	Lennox McAfee	Gardner-Webb
34	Rush	Miller Mosley	Elon
33	INT	Mason Alstatt	PC
*32	Rush	Andre Stoddard	VMI
*32	Pass	Jason Hill	Western Carolina
32	KR	D. VanCleave	PC
31	Pass	Jason Hill	Samford
29	Rush	TJ Luther	Chattanooga
29	Rush	Blake Morgan	Wyoming
29	KR	D. VanCleave	Kennesaw State
29	Pass	Dorian Lindsey	VMI
28	Rush	Lennox McAfee	Mercer
28	Rush	Joe Newman	Western Carolina
26	Rush	Andre Stoddard	Gardner-Webb
26	Rush	Miller Mosley	The Citadel
26	Pass	Blake Morgan	Gardner-Webb
*26	Rush	Ryan Lovelace	PC
*25	Pass	Jason Hill	VMI
*25	Pass	Lennox McAfee	Samford
25	Pass	D. VanCleave	Mercer

GAME-BY-GAME COMPARISON

Opponent	Score	-----FIRST DOWNS-----				RUSHING		-----PASSING-----		-----TOTAL OFFENSE-----		
		Total	Rushing	Passing	Penalty	Att.-Yds	Comp-Att-Int	Yards	Plays-Yards	Plays-Yards	Turnovers	
THE CITADEL	28-21	15/13	13/11	1/1	1/1	44-340/55-217	4-9-2/1-11-0	26/23	53-366/66-240	64/101	3/0	
VMI	59-14	34/22	19/8	9/12	6/2	52-451/22-66	15-17-0/32-55-1	221/251	69-672/77-317	91/68	0/1	
Wyoming	14-17	14/19	8/5	4/13	2/1	49-221/27-89	9-15-2/25-42-1	73/224	64-294/69-313	15/24	3/1	
Gardner-Webb	45-14	27/13	21/2	5/10	1/1	57-490/28-38	7-12-0/14-25-1	153/165	69-643/53-203	73/77	2/1	
Chattanooga	21-10	25/16	20/3	5/9	0/4	65-442/16-21	8-9-0/21-33-1	69/165	74-511/49-186	44/32	1/1	
Furman	14-34	16/17	9/5	5/12	2/0	42-241/38-130	12-19-0/16-19-1	105/235	61-346/57-365	75/55	1/1	
ETSU	30-17	22/16	18/3	1/11	3/2	50-295/23-39	7-15-1/21-33-2	32/201	65-327/56-240	19/125	2/3	
MERCER	42-21	24/20	18/4	5/11	1/5	54-359/29-102	9-16-2/17-34-1	199/253	70-558/63-355	43/65	2/2	
Samford	20-35	21/21	11/5	7/13	3/3	54-207/26-55	10-22-0/29-41-1	171/399	76-378/67-454	28/36	0/1	
Western Carolina	38-23	21/20	15/11	6/7	0/2	51-259/35-185	9-15-0/23-37-1	144/229	66-403/72-414	96/44	0/2	
PC	45-21	24/17	17/9	6/8	1/0	42-329/42-171	10-17-2/14-20-1	127/175	59-456/62-346	83/35	3/1	
ELON	19-7	19/17	18/5	1/10	0/2	59-344/28-51	4-8-0/20-32-1	20/209	67-364/60-260	40/52	0/2	
Kennesaw State	10-13	11/7	7/4	4/3	0/0	44-74/44-163	10-17-1/6-14-1	162/79	61-236/58-242	53/33	2/2	
Totals	385-247	273/218	194/75	59/120	20/23	663-4052/413-1327	114-191-10/239-396-131502/2608	854-5554/809-3935	724/747	19/18		

Opponent	3rd Down	4th Down	Time of	TOP	Avg	Avg	Avg	Punting	Penalties
	Conversions	Conversions	Possession	Margin	Yds/Rush	Yds/Pass	Yds/Play	Number-Avg	Number-Yards
THE CITADEL	4-10/2-16	0-0/4-6	27:22/32:38	-5:16	7.7/3.9	2.9/2.1	6.9/3.6	6-38.8/8-44.6	3-45/2-20
VMI	5-9/4-18	0-0/3-4	36:33/23:27	13:06	8.7/3.0	13.0/4.6	9.7/4.1	2-40.0/9-39.9	6-37/6-50
Wyoming	5-14/6-15	1-1/1-1	31:36/28:24	3:12	4.5/3.3	4.9/5.3	4.6/4.5	6-49.3/7-41.1	3-16/5-40
Gardner-Webb	6-11/4-12	1-2/0-0	35:14/24:46	10:28	8.6/1.4	12.8/6.6	9.3/3.8	1-43.0/8-41.2	5-55/4-40
Chattanooga	8-14/2-9	0-0/0-1	37:08/22:52	14:16	6.8/1.3	7.7/5.0	6.9/3.8	3-45.3/5-43.0	7-86/2-10
Furman	3-11/7-12	1-4/1-1	29:19/30:41	-1:22	5.7/3.4	5.5/12.4	5.7/6.4	3-44.0/3-41.3	5-50/5-37
ETSU	4-11/5-12	1-1/0-1	31:50/28:10	3:40	5.9/1.7	2.1/6.1	5.0/4.3	4-37.5/5-40.2	6-41/8-58
MERCER	3-9/2-11	2-4/1-3	32:57/27:03	5:54	6.6/3.5	12.4/7.4	8.0/5.6	1-34.0/5-39.6	7-85/4-35
Samford	7-17/2-9	0-2/1-2	36:19/23:41	12:38	3.8/2.1	7.8/9.7	5.0/6.8	6-45.5/5-33.8	7-85/5-57
Western Carolina	6-13/7-15	0-0/1-1	34:25/25:35	8:50	5.1/5.3	9.6/6.2	6.1/5.8	6-38.8/3-43.0	5-60/2-10
PC	2-7/6-15	1-1/1-2	27:59/32:01	-4:02	7.8/4.1	7.5/8.8	7.7/5.6	1-54.0/5-44.8	3-13/3-36
ELON	3-13/8-13	2-2/0-3	37:11/22:49	14:22	5.8/1.8	2.5/6.5	5.4/4.3	2-49.5/2-39.5	4-26/1-5
Kennesaw State	5-17/2-15	0-2/1-3	34:14/25:46	8:28	1.7/3.7	9.5/5.6	3.9/4.2	7-36.7/7-42.3	4-16/2-16
Totals	61-156/57-172	9-19/14-28	432:07/347:53	84:14	6.1/3.2	7.9/6.6	6.5/4.9	48-42.1/72-41.2	615/414

Note: Game totals are displayed in the format TEAM/OPPONENT for each category

OFFENSIVE LINE KNOCKDOWNS

Player	CIT	VMI	WYO	GWU	UTC	FUR	ETSU	MER	SAM	WCU	PC	ELON	KSU	TOTAL
Josh Burger	5	2	14	9	13	6	6	14	11	8	8	6	7	109
Justus Basinger	5	2	5	10	8	6	4	7	9	9	2	8	6	81
Liam Ronan	7	3	12	9	7	3	2	6	4	12	3	2	6	76
Blake Jeresaty	7	2	6	10	7	5	5	7	2	8	2	7	DNP	68
Michael Ralph	7	2	4	5	1	4	2	-	-	6	6	3	5	45
Zac Kurz	1	2	1	1	1	-	-	4	1	-	3	-	-	14
Elliot Campbell	1	2	-	3	-	-	-	-	5	-	2	-	-	13
Chad Gardner	1	2	-	1	2	-	1	-	-	2	2	-	1	12
Zach Epting	1	-	-	3	-	-	-	-	-	-	4	-	4	12
Ronnie Brooks	-	2	-	3	-	-	-	-	-	-	-	-	-	5
Quashon Greenlee	-	2	-	-	-	-	-	-	-	-	-	-	-	2
Anthony Craig	-	1	-	1	-	-	-	-	-	-	-	-	-	2
Al Hogan	-	1	-	-	-	-	-	-	-	-	-	-	-	1

A kickoff was returned for a touchdown:

WOFFORD: November 12, 2016, Lennox McAfee at Chattanooga (100 yards)
OPP: October 31, 2015, Greg Sanders, VMI (99 yards)

A punt was returned for a touchdown:

WOFFORD: September 9, 2012, Octavius Harden vs. Lincoln (60 yards)
OPP: October 16, 2004, Lamar Beam, Western Carolina (0 yards, blocked)

An interception was returned for a touchdown:

WOFFORD: September 8, 2018, Dimitri Redwood vs. VMI (45)
OPP: September 1, 2018, Noah Dawkins, The Citadel (47)

A fumble was recovered for a touchdown:

WOFFORD: September 17, 2016, Mikel Horton vs. JCSU (0 yards)
OPP: October 20, 2018, Tyree Robinson, ETSU (0 yards)

A safety was recorded:

BY WOFFORD: November 26, 2016, vs. Charleston Southern (sack in endzone)
BY OPP: October 14, 2017, by The Citadel (tackle for loss in endzone)

A field goal was blocked:

BY WOFFORD: December 9, 2017, Brandon Curtis at NDSU (50 yd attempt by Pedersen)
BY OPP: October 22, 2016, by The Citadel (49 yd attempt by Marvin)

A shutout was recorded:

WOFFORD: November 19, 2016, Wofford 17, VMI 0
OPP: September 21, 2013, Gardner-Webb 3, Wofford 0

A team had more passing yards than rushing yards:

WOFFORD: December 1, 2018, at Kennesaw State (74 rushing, 162 passing)

A run went for 50 yards or more:

WOFFORD: November 24, 2018, Ryan Lovelace vs. Elon (56)
OPP: December 1, 2018, Darnell Holland, Kennesaw State (53t)

A pass reception went for 50 yards or more:

WOFFORD: December 1, 2018, Joe Newman to D'mauria VanCleave at KSU (57t)
OPP: November 3, 2018, Devlin Hodges to Kelvin McKnight, Samford (73t)

An individual rushed for 100 yards or more in a game:

WOFFORD: October 27, 2018, Andre Stoddard vs. Mercer (119)
OPP: November 10, 2018, Tyrie Adams, Western Carolina (167)

An individual rushed for 200 yards or more in a game:

WOFFORD: September 29, 2018, Andre Stoddard at Gardner-Webb (200)
OPP: December 10, 2016, Jody Webb, Youngstown State (213)

Two teammates each rushed for 100 yards or more in a game:

WOFFORD: Oct. 6, 2018, Andre Stoddard (111) and Joe Newman (155) at Chattanooga
OPP: Sept. 14, 2013, Jerick McKinnon (114) and Kevin Ellison (102), Ga. Southern

Three teammates each rushed for 100 yards or more in a game:

WOFFORD: Sept. 15, 2012, Eric Breitenstein (160), Michael Weimer (141), Donovan Johnson (126) vs. Western Carolina

An individual passed for 300 yards or more in a game:

WOFFORD: November 8, 1969, Harold Chandler vs. Catawba (306)
OPP: November 3, 2018, Devlin Hodges, Samford (399)

An individual passed for 400 yards or more in a game:

WOFFORD: Never
OPP: October 21, 2017, Devlin Hodges, Samford (427)

An individual completed 20 or more passes in a game:

WOFFORD: October 5, 1951, Jack Beeler vs. Auburn (24-31)
OPP: November 24, 2018, Daniel Thompson, Elon (20-32)

An individual completed 30 or more passes in a game:

WOFFORD: Never
OPP: October 21, 2017, Devlin Hodges, Samford (37-54)

An individual made eight or more receptions in a game:

WOFFORD: October 12, 1974, Larry Gavin vs. Davidson (8-128)
OPP: November 24, 2018, Cole Taylor, Elon (9-83)

An individual had 100 or more receiving yards in a game:

WOFFORD: October 28, 2018, T.J. Luther vs. Mercer (2-121)
OPP: November 17, 2018, DaShawn Davis, Presbyterian (5-110)

An individual had 200 or more receiving yards in a game:

WOFFORD: October 6, 1956, Jerry Richardson vs. Newberry (241)
OPP: November 19, 2005, Duvaughn Flagler, Gardner-Webb (210)

An individual scored three touchdowns in a game:

WOFFORD: September 17, 2016, Lorenzo Long vs. JCSU (3 TDs)
OPP: November 8, 2014, Keon Williams, Chattanooga (3 TDs)

An individual scored four touchdowns in a game:

WOFFORD: November 22, 2014, Lorenzo Long vs. Mercer (4 TDs)
OPP: November 10, 2001, Louis Ivory, Furman (4 TDs)

A 50-yard field goal was kicked:

WOFFORD: November 12, 2016, David Marvin at Chattanooga (51 yards)
OPP: October 28, 2017, J.J. Jerman, ESTU (51 yards)

A team rushed for more than 200 yards in a game:

WOFFORD: November 24, 2018, vs. Elon (344)
OPP: September 1, 2018, The Citadel (217)

A team rushed for more than 300 yards in a game:

WOFFORD: November 24, 2018, vs. Elon (344)
OPP: September 14, 2013, Georgia Southern (341)

A team rushed for more than 400 yards in a game:

WOFFORD: October 6, 2018, at Chattanooga (442)
OPP: November 3, 2007, Georgia Southern (424)

A team rushed for more than 500 yards in a game:

WOFFORD: September 29, 2012, Wofford at Elon (500)
OPP: Not since 1982

A team rushed for less than 100 yards in a game:

WOFFORD: December 1, 2018, at Kennesaw State (74)
OPP: November 24, 2018, Elon (51)

A team passed for more than 300 yards in a game:

WOFFORD: November 8, 1969 vs. Catawba (306)
OPP: November 3, 2018, Samford (399)

A team passed for less than 100 yards in a game:

WOFFORD: November 24, 2018 vs. Elon (20)
OPP: December 1, 2018, Kennesaw State (79)

A team had 500 yards in total offense:

WOFFORD: October 27, 2018, vs. Mercer (558)
OPP: November 14, 2015, Samford (502)

A team had 600 yards in total offense:

WOFFORD: September 29, 2018, at Gardner-Webb (643)
OPP: August 31, 2013, Baylor (692)

A team had less than 300 yards in total offense:

WOFFORD: December 1, 2018 at Kennesaw State (236)
OPP: December 1, 2018, Kennesaw State (242)

A team had less than 200 yards in total offense:

WOFFORD: December 9, 2017, at North Dakota State (177)
OPP: October 6, 2018, Chattanooga (186)

An individual kicked three field goals:

WOFFORD: November 24, 2018, Luke Carter vs. Elon (4-5)
OPP: November 14, 2015, Anthony Pistelli, Samford (3-3)

An individual had two or more interceptions:

WOFFORD: October 7, 2017, George Gbese vs. Western Carolina (2)
OPP: September 1, 2018, Noah Dawkins, The Citadel (2)

THE CITADEL 21, #10 WOFFORD 28

SATURDAY, SEPTEMBER 1, 2018
GIBBS STADIUM



SPARTANBURG, S.C. – Wofford stopped The Citadel on fourth-and-goal as time expired to earn a 28-21 win on Saturday at Gibbs Stadium. The Terriers jumped out to a 21-0 lead before the Bulldogs tied it in the third quarter. A touchdown with 7:48 remaining in the game by Blake Morgan and a defensive stand gave the Terriers the victory.

Wofford opens the season 1-0 overall and in the Southern Conference, while the Bulldogs are 0-1 to begin the year. The Terriers were led by Lennox McAfee with 85 rushing yards and two touchdowns, while Ryan Lovelace added a 70-yard touchdown run. The Bulldogs were led by Lorenzo Ward with 124 rushing yards on 22 carries along with a touchdown. Noah Dawkins had two interceptions for The Citadel, with one returned for a touchdown.

The Bulldogs had the ball first and gained two first downs before coming up short on a fourth-and-four on a tackle by John Beckley. Both teams then traded three-and-outs. With the ball back, Wofford had a 70-yard touchdown run by Ryan Lovelace to make it a 7-0 game at the 7:00 mark. After the Bulldogs went three-and-out, Wofford had another big play as Lennox McAfee went 62 yards for a touchdown. With 3:35 left in the first quarter, the Terriers had a 14-0 lead.

An eight-play drive by Wofford that covered 80 yards was capped by a two-yard touchdown run by Lennox McAfee for a 21-0 advantage at the 11:06 mark of the second quarter. The Citadel picked up a fourth-and-one on their next drive, but ultimately were forced to punt. Both teams then traded three-and-outs. With the ball back, Joe Newman was intercepted by Noah Dawkins at the 21-yard line. It took the Bulldogs just three plays to score on a 10-yard run which cut the lead to 21-7 with 1:14 left in the first half. Wofford went three-and-out and punted. The Bulldogs had a run for 43 yards on the final play of the half.

Wofford had the ball first to begin the second half. After a first down, Noah Dawkins picked off a pass by Joe Newman and returned it 47 yards for a touchdown to make it a 21-14 game. The Terriers had a first down on the next drive but were forced to punt. The teams then traded punts. The Bulldogs went three-and-out and punted, but the ball hit a Wofford player and the punt was recovered by The Citadel. On the next drive, the Bulldogs converted and fourth-and-one and then were faced with fourth-and-goal from the one. Rod Johnson took the ball in for the touchdown and the game was tied at 21 with 15 seconds left in the third quarter.

The Terriers responded with a drive that took eight minutes off the clock and gained six first downs. Blake Morgan capped the drive with a one-yard touchdown run to give Wofford a 28-21 lead with 7:48 remaining in the fourth quarter. After trading three-and-outs, the Bulldogs took over with 4:40 left on the clock. They gained a first down, then converted a fourth-and-four with a pass. The Bulldogs then had a fourth-and-one from the seven with 29 seconds left and picked up the first down. Four incomplete passes from the five-yard line ended the game.

THE CITADEL	0	7	14	0	21
WOFFORD	14	7	0	7	28

1st Quarter

WOF - Ryan Lovelace 70 yd run (Luke Carter kick), 7:00
WOF - Lennox McAfee 62 yd run (Luke Carter kick), 3:45

2nd Quarter

WOF - Lennox McAfee 2 yd run (Luke Carter kick), 11:06
CIT - Lorenzo Ward 10 yd run (Jacob Godek kick), 1:14

3rd Quarter

CIT - Noah Dawkins 47 yd interception return (Jacob Godek kick), 14:55
CIT - Rod Johnson 1 yd run (Jacob Godek kick), 00:20

4th Quarter

WOF - Blake Morgan 1 yd run (Luke Carter kick), 7:48

	CIT	WOF
FIRST DOWNS	13	15
RUSHES-YARDS (NET)	55-217	44-340
PASSING YDS (NET)	23	26
Passes Att-Comp-Int	11-1-0	9-4-2
TOTAL OFFENSE PLAYS-YARDS	66-240	53-366
Fumble Returns-Yards	0-0	0-0
Punt Returns-Yards	3-18	3-3
Kickoff Returns-Yards	2-36	3-61
Interception Returns-Yards	2-47	0-0
Punts (Number-Avg)	8-44.6	6-38.8
Fumbles-Lost	0-0	1-1
Penalties-Yards	2-20	3-45
Possession Time	32:38	27:22
Third-Down Conversions	2 of 16	4 of 10
Fourth-Down Conversions	4 of 6	0 of 0
Red-Zone Scores-Chances	2-3	2-2
Sacks By: Number-Yards	0-0	0-0

RUSHING: The Citadel-Ward 22-124 (1 TD); Black 15-40; Johnson 7-26; Drakeford 6-19; Harris 4-14; Smith 1-minus 6; Wofford-McAfee 8-85 (2 TD); Lovelace 3-75 (1 TD); Mosley 4-67; Newman 6-45; Stoddard 11-37; Morgan 7-20 (1 TD); Walker 5-11.

PASSING: The Citadel-Black 1-11-0-23. Wofford-Newman 3-8-2-24; Mosley 1-1-0-2.

RECEIVING: The Citadel-Drakeford 1-23. Wofford-Morgan 2-21; Hill 1-3; Luther 1-2.

Attendance: 8,930

VMI 14, #7 WOFFORD 59

SATURDAY, SEPTEMBER 8, 2018
GIBBS STADIUM



SPARTANBURG, S.C. – The Wofford College football team scored the first five touchdowns of the game on the way to a 59-14 win over VMI on Saturday night at Gibbs Stadium. The Terriers had eight different players score touchdowns and set a school record with 671 yards of total offense.

Wofford opens the season 2-0 overall and in the Southern Conference. The Keydets are 0-2 on the season and 0-1 in the league. The Terriers were led by Nathan Walker with nine carries for 92 yards and a touchdown. The Keydets were led by Reece Udinski with 21-of-35 passing for 162 yards and a touchdown.

The Keydets had the ball to open the game and had three first downs, but the drive ended with a 43-yard field goal that was missed. Wofford took over and scored on a 25-yard touchdown pass from Joe Newman to Jason Hill for a 7-0 lead at the 7:20 mark of the first quarter. VMI then went three-and-out and punted back to the Terriers. After a first down by Blake Morgan, Ryan Lovelace went 42-yards for a touchdown. Wofford had a 14-0 lead with 5:01 remaining in the first half. The Keydets went three-and-out and punted. Andre Stoddard ran 32-yards for a touchdown and a 21-0 lead with a minute remaining in the first quarter.

After the Keydets went three-and-out on their next drive, Wofford took over again at the eight-yard line. A 63-yard run by Nathan Walker led to a 21-yard touchdown pass from Joe Newman to Landon Parker and Wofford had a 28-0 lead at 13:45 in the second quarter. VMI converted a fourth down play with a fake punt but had to punt after a sack. Miller Mosley ran the ball in from the 10-yard line for a 35-0 lead at the 6:42 mark in the second quarter. VMI responded with a drive that included four first downs and was capped by a 4-yard pass reception by Jakob Herres for a 35-7 score with 4:09 remaining in the first half. Nick Karas caught a 45-yard pass and Nathan Walker ran it in for a 42-7 lead. The Keydets went three-and-out and then Wofford took a knee to end the game to halftime.

The Terriers opened the second half with Jimmy Weirick at quarterback. After four first downs, Luke Carter hit a 38-yard field goal to make it a 45-7 game at 8:03 in the third quarter. The Keydets punted after gaining one first down. Jimmy Weirick ran 63 yards for a touchdown as the Terriers pushed the lead to 52-7 with 5:09 on the clock in the third quarter. VMI and Wofford then trade three-and-outs. VMI faced a fourth-and-two and the pass on the play was intercepted by Dimitri Redwood and returned 40-yards for a touchdown. The Wofford lead was 59-7 with 1:27 left in the third quarter.

The teams traded punts on the next two drives. The Keydets took over at the 20-yard line with 10:32 remaining in the game and had one first down. The punt was blocked by T.J. Luther and Wofford recovered at the 10-yard line. A 27-yard field goal by Luke Carter was wide left. On the ensuing drive, VMI scored on a 12-yard touchdown pass to make it a 59-14 game. Wofford got the ball back with 3:52 left in the game and gained a pair of first downs to run out the clock.

VMI	0	7	0	7	14
WOFFORD	21	17	0	7	59

1st Quarter

WOF - Jason Hill 25 yd pass from Joe Newman (Luke Carter kick), 7:25
WOF - Ryan Lovelace 42 yd run (Luke Carter kick), 5:11
WOF - Andre Stoddard 32 yd run (Luke Carter kick), 1:05

2nd Quarter

WOF - Landon Parker 21 yd pass from Joe Newman (Luke Carter kick), 13:45
WOF - Miller Mosley 10 yd run (Luke Carter kick), 6:48
VMI - Jakob Herres 4 yd pass from Reece Udinski (Reed King kick), 4:09
WOF - Nathan Walker 1 yd run (Luke Carter kick), 0:54

3rd Quarter

WOF - Luke Carter 38 yd field goal, 8:03
WOF - Jimmy Weirick 63 yd run (Luke Carter kick), 5:09
WOF - Dimitri Redwood 45 yd interception return (Luke Carter kick), 1:27

4th Quarter

VMI - Matt Blaser 12 yd pass from Austin Coulling (Reed King kick), 4:00

	VMI	WOF
FIRST DOWNS	22	34
RUSHES-YARDS (NET)	22-66	52-451
PASSING YDS (NET)	251	221
Passes Att-Comp-Int	55-32-1	17-15-0
TOTAL OFFENSE PLAYS-YARDS	77-317	69-672
Fumble Returns-Yards	0-0	0-0
Punt Returns-Yards	0-0	3-45
Kickoff Returns-Yards	4-68	1-1
Interception Returns-Yards	0-0	1-45
Punts (Number-Avg)	9-39.9	2-40.0
Fumbles-Lost	0-0	0-0
Penalties-Yards	6-50	6-37
Possession Time	23:27	36:33
Third-Down Conversions	4 of 18	5 of 9
Fourth-Down Conversions	3 of 4	0 of 0
Red-Zone Scores-Chances	2-2	3-4
Sacks By: Number-Yards	0-0	3-24

RUSHING: VMI-Kpaduwa 5-44; Ramsey 6-29; Myers 5-9; Dermott 1-1; Newman 2-minus 6; Udinski 3-minus 11. Wofford-Walker 9-92 (1 TD); Weirick 4-69 (1 TD); Stoddard 5-63 (1 TD); Lovelace 2-50 (1 TD); Riazzi 8-45; VanCleave 4-30; Newman 2-27; McAfee 3-22; Mosley 3-20 (1 TD); homas 3-17; Morgan 2-9; Swiger 2-5; Alverson 1-2; Suggs 2-2; TEAM 2-minus 2.

PASSING: VMI-Udinski 22-37-0-163; Coulling 7-11-1-54; Newman 2-6-0-16; King 1-1-0-18. Wofford-Newman 8-9-0-129; Weirick 5-6-0-35; Mosley 2-2-0-57.

RECEIVING: VMI-Lara 7-82; Humphrey 4-20; Myers 4-8; Herres 3-34 (1 TD); Blaser 3-29 (1 TD); Dermott 2-22; Thomson 2-24; Jackson 2-12; Clark 1-18; Paladino 1-4; Ramsey 1-0; Kpaduwa 1-minus 2. Wofford-Morgan 4-49; Helligar 3-22; Parker 2-33 (1 TD); Hill 2-30 (1 TD); Karas 1-45; Lindsey 1-29; Luther 1-13; VanCleave 1-0.

Attendance: 4957

#7 WOFFORD 14, WYOMING 17

SATURDAY, SEPTEMBER 15, 2018
WAR MEMORIAL STADIUM



LARAMIE, Wyoming – The Wofford College football team was defeated 17-14 by the University of Wyoming on Saturday afternoon at War Memorial Stadium. The Terriers had a 14-10 lead in the fourth quarter, but the Cowboys scored a touchdown with 17 seconds left in the game for the win.

Wofford opens the season 2-1 overall, while the Cowboys are 2-2 on the season. The Terriers were led by Lennox McAfee with 91 yards on 13 carries, while Andre Stoddard added 61 rushing yards and a touchdown. Joe Newman was 9-of-15 passing and also had a rushing touchdown. The Cowboys were led by quarterback Tyler Vander Waal with 24-of-42 passing for 224 yards and two touchdowns.

The teams traded three-and-outs to open the game. Wyoming gained a first down but were forced to punt after Jireh Wilson knocked down a pass at the line of scrimmage. The Terriers had first downs by Blake Morgan and Andre Stoddard to move across midfield. An intentional grounding call on third down forced a Wofford punt. The Cowboys had two first downs before punting on a fourth-and-one.

To begin the second quarter, Blake Morgan had a first down reception before a personal foul penalty backed up the Terriers inside the 10-yard line. After a punt, Cowboys quarterback Tyler Vander Waal was sacked by Domo Lemon for a loss of 22 yards on the play. The Cowboys were unable to recover the yardage and punted. On the second play of the ensuing drive by Wofford, a fumble was recovered by Wyoming and returned to the 10-yard line. The Terrier defense held and the Cowboys settled for a 20-yard field goal to take a 3-0 lead at the 8:16 mark of the second quarter.

With the ball back, Wofford had a first down and then a 44-yard run by Lennox McAfee. A Wyoming penalty resulted in a first down and Andre Stoddard capped the drive with a four-yard touchdown run. Wofford had a 7-3 lead at 4:32 in the second quarter. The Cowboys had a pair of first downs to move the ball across midfield. A pair of quarterback scrambles gained first downs and a penalty made it first and goal. A six-yard touchdown pass to Tyree Mayfield gave the Cowboys a 10-7 lead with 49 seconds left in the first half. Wofford ran out the clock to end the half.

The Terriers began the second half with the ball and Andre Stoddard had a first down before Blake Morgan went 29 yards for a first down. A pass by Joe Newman was intercepted in the end zone by Andrew Wingard. The Cowboys had a first down, but then a sack by T.J. Neal on third down forced a punt. Wofford and Wyoming both traded three-and-outs. With the ball back, Wofford gained a first down and then Joe Newman converted a fourth-and-five. After another first down, Joe Newman ran it in from four yards out for a touchdown and a 14-10 lead with 13:06 left in the game.

Wofford had a first down, but then were forced to punt. Wofford had a first down on a personal foul by the Cowboys, however the drive stalled and the Terriers punted. The Cowboys had the ball with 7:27 left in the game and were driving when Weston Rountree intercepted a pass at the 16-yard line. He returned it to the 31-yard line where Wofford took over with 3:25 on the clock. The Terriers had one first down before having to punt. Wyoming had the ball at the 20-yard line with 1:59 remaining in the game. They picked up four first downs to move to the Wofford 25-yard line before facing a fourth-and-four. A ten-yard completion kept the drive alive and with 17 seconds left a nine-yard touchdown pass from Tyler Vander Waal to Raghib Ismail, Jr. gave the Cowboys a 17-14 lead. Wofford was intercepted on the ensuing drive and the Cowboys took a knee to end the game.

WOFFORD	0	7	0	7	14
WYOMING	0	10	0	7	17

2nd Quarter

WYO - Cooper Rothe 20 yd field goal, 8:16
WOF - Andre Stoddard 4 yd run (Luke Carter kick), 4:32
WYO - Tyree Mayfield 6 yd pass from Tyler Vander Waal (Rothe kick), 0:49

4th Quarter

WOF - Joe Newman 4 yd run (Luke Carter kick), 13:06
WYO - Raghib Ismail, Jr. 9 yd pass from Tyler Vander Waal (Rothe kick), 0:17

	WOF	WYO
FIRST DOWNS	14	19
RUSHES-YARDS (NET)	49-221	27-89
PASSING YDS (NET)	73	224
Passes Att-Comp-Int	15-9-2	42-25-1
TOTAL OFFENSE PLAYS-YARDS	64-294	69-313
Fumble Returns-Yards	0-0	1-22
Punt Returns-Yards	1-0	1-2
Kickoff Returns-Yards	0-0	0-0
Interception Returns-Yards	1-15	2-0
Punts (Number-Avg)	6-49.3	7-41.1
Fumbles-Lost	1-1	0-0
Penalties-Yards	3-16	5-40
Possession Time	31:36	28:24
Third-Down Conversions	5 of 14	6 of 15
Fourth-Down Conversions	1 of 1	1 of 1
Red-Zone Scores-Chances	2-3	3-4
Sacks By: Number-Yards	3-31	1-10

RUSHING: Wofford-McAfee 13-91; Stoddard 17-61 (1 TD); Morgan 5-41; Newman 10-16 (1 TD); Walker 2-9; Lovelace 2-3. Wyoming-Valladay 15-57; Price 1-15; Vander Waal 9-13; Conway 1-6; Team 1-minus 2.

PASSING: Wofford-Newman 9-15-2-73. Wyoming-Vander Waal 25-42-1-224.

RECEIVING: Wofford - Morgan 6-48; Hill 3-25. Wyoming-Conway 11-89; Price 4-43; Mayfield 3-38 (1 TD); Ismail 3-29 (1 TD); Valladay 3-23; Eberhardt 1-2.

Attendance: 20293

2018 GAME RECAPS

#6 WOFFORD 45, GARDNER-WEBB 14

SATURDAY, SEPTEMBER 29, 2018
BAILEY MEMORIAL STADIUM



BOILING SPRINGS, N.C. – The Wofford College football team ran for 490 yards and had over 600 yards of total offense as they defeated Gardner-Webb 45-14 on Saturday night at Spangler Stadium. The Terriers averaged 9.3 yards per play and five different players scored touchdowns.

Wofford opens the season 3-1 overall, while the Runnin' Bulldogs are 1-4 on the season. The Terriers were led by Andre Stoddard with 20 carries for 200 yards and two touchdowns, while Lennox McAfee had 12 carries for 131 yards and a touchdown. The Runnin' Bulldogs were led by quarterback Jordan Smith with 14-of-25 passing for 165 yards and two touchdowns.

The Runnin' Bulldogs had the ball first and had two first downs. Weston Rountree intercepted a pass that bounced off the intended receiver's hands. Andre Stoddard capped the ensuing drive with a three-yard touchdown run as the Terriers took a 7-0 lead at the 7:35 mark in the first quarter. After Gardner-Webb went three-and-out and punted, Wofford added a touchdown when Joe Newman found Blake Morgan in the end zone with a 17-yard completion. Wofford had a 14-0 lead with 2:45 left in the first quarter.

On the next drive by Gardner-Webb, they gained a first down, but then on third down a sack by Robbie Armstrong forced a punt. Joe Newman hit T.J. Luther for a 49-yard completion and then a personal foul moved the ball inside the 20. A fourth-and-three run came up short and Gardner-Webb took over on downs at the six-yard line. After one first down, a tackle for loss by Billy Hinton and a sack by Thad Mangum forced another punt. On the first play after the punt, Joe Newman fumbled and the ball was recovered by the Runnin' Bulldogs. They had a seven-play drive that was capped by a touchdown pass to Jayln Cagle to make it a 14-7 game at the 6:35 mark of the second quarter. Wofford wasted little time responding as Andre Stoddard went 54 yards for a touchdown and a 21-7 lead with 4:45 left in the first half. Gardner-Webb went three-and-out and punted. A 21-yard field goal by Luke Carter ended the half with a 24-7 lead.

T.J. Luther had a 53-yard kickoff return to begin the second half. After a first down, Joe Newman found Luther for a 35-yard touchdown pass and Wofford had a 31-7 lead with 12:46 on the clock in the third quarter. The Runnin' Bulldogs answered with a 33-yard touchdown pass to Braylin Collins to cut the lead to 31-14 with 8:50 on the clock. Wofford and Gardner-Webb then traded punts. Wofford drove inside the ten-yard line, but a fumble was recovered by the Runnin' Bulldogs at the five-yard line with 14:56 remaining in the game. After a three-and-out, the Terriers took over at midfield. Lennox McAfee broke several tackles on the way to the end zone on a 41-yard run. Wofford had a 38-14 lead at 11:40 in the fourth quarter.

After a three-and-out by the Runnin' Bulldogs, Nathan Walker had a 35-yard run which set-up a four-yard touchdown run by D'mauria VanCleave as Wofford took a 45-14 lead. Another three-and-out, this time with the help of sacks by Joe Beckett and Thad Mangum, forced a punt. Wofford had the ball back with 6:45 left in the game and Jimmy Weirick entered the game at quarterback. The Terriers were able to gain three first downs and run out the clock for the victory.

WOFFORD	14	10	7	14	45
GARDNER-WEBB	0	7	7	0	14

1st Quarter

WOF - Andre Stoddard 3 yd run (Luke Carter kick), 7:35

WOF - Blake Morgan 17 yd pass from Joe Newman (Luke Carter kick), 2:45

2nd Quarter

GWU - Jayln Cagle 8 yd pass from Jordan Smith (Tre Jackson kick), 6:35

WOF - Andre Stoddard 54 yd run (Luke Carter kick), 4:45

WOF - Luke Carter 21 yd field goal, 0:00

3rd Quarter

WOF - T.J. Luther 35 yd pass from Joe Newman (Luke Carter kick), 12:46

GWU - Braylin Collins 33 yd pass from Jordan Smith (Tre Jackson kick), 8:50

4th Quarter

WOF - Lennox McAfee 41 yd run (Luke Carter kick), 11:40

WOF - D. VanCleave 3 yd run (Luke Carter kick), 8:50

	WOF	GWU
FIRST DOWNS	27	13
RUSHES-YARDS (NET)	57-490	28-38
PASSING YDS (NET)	153	165
Passes Att-Comp-Int	12-7-0	25-14-1
TOTAL OFFENSE PLAYS-YARDS	69-643	53-203
Fumble Returns-Yards	0-0	0-0
Punt Returns-Yards	1-5	1-11
Kickoff Returns-Yards	1-53	4-66
Interception Returns-Yards	1-15	0-0
Punts (Number-Avg)	1-43.0	8-41.2
Fumbles-Lost	2-2	0-0
Penalties-Yards	5-55	4-40
Possession Time	35:14	24:46
Third-Down Conversions	6 of 11	4 of 12
Fourth-Down Conversions	1 of 2	0 of 0
Red-Zone Scores-Chances	4-6	1-2
Sacks By: Number-Yards	4-28	0-0

RUSHING: Wofford-Stoddard 20-200 (2 TD); McAfee 12-131 (1 TD); Walker 6-58; Newman 7-25; Weirick 4-23; Morgan 1-14; VanCleave 3-14 (1 TD); Lovelace 1-12; Mosley 2-8; Riazzi 1-5. GWU-Cagle 16-44; Moses 3-7; Myers 1-0; Smith 8-minus 13.

PASSING: Wofford-Newman 4-7-0-103; Mosley 1-3-0-21; Thomas 1-1-0-3; Hill 1-1-0-26. GWU-Smith 14-25-1-165.

RECEIVING: Wofford-Luther 3-86 (1 TD); Morgan 2-43 (1 TD); VanCleave 2-24. GWU-Horton 5-74; Rollins 5-33; Collins 2-43 (1 TD); Cagle 1-8 (1 TD); Blackmon 1-7.

Attendance: 2850

#6 WOFFORD 21, CHATTANOOGA 10

SATURDAY, OCTOBER 6, 2018
FINLEY STADIUM



CHATTANOOGA, Tenn. – The Wofford College football team scored the final two touchdowns in a 21-10 win over Chattanooga on Saturday afternoon at Finley Stadium. The Terriers rushed for 442 yards in the game and held the Mocs' offense to only 186 yards on the day.

Wofford opens the season 4-1 overall and 3-0 in the Southern Conference, while Chattanooga is 4-2 overall and 2-2 in league play. The Terriers were led by Joe Newman with 155 rushing yards and two touchdowns, while also completing 8-of-9 passes. Andre Stoddard added 111 rushing yards. The Mocs were led by Nick Tiano with 21-of-33 passing for 165 yards and a touchdown.

The Mocs had the ball first and methodically drove down the field picking up five first downs. The drive was capped with an eleven-yard pass from Nick Tiano to Bryce Nunnally for a 7-0 lead with 8:03 on the clock. Wofford picked up four first downs on their first drive of the game and scored when Joe Newman ran the ball in from 12-yards out. The game was tied at 7-7 with 3:59 left in the first quarter.

On the next drive by Chattanooga, Jireh Wilson was ejected for targeting and an additional unsportsmanlike conduct penalty gave the Mocs 30 yards on one play. The drive ended with a 42-yard field goal for a 10-7 lead with 43 seconds left in the quarter. Wofford had a 35-yard run by Andre Stoddard to move the ball into Chattanooga territory. Lennox McAfee scored from four-yards out on a pitch to give Wofford a 14-10 lead with 10:54 on the clock in the second quarter. The Mocs had a first down, but then on third down T.J. Neal sacked Nick Tiano and forced a fumble that was recovered by Chattanooga to force a punt. The Terriers and Mocs then traded punts. Wofford got the ball back with 2:08 left in the first half and gained two first downs. A 47-yard field goal attempt by Luke Carter as time expired was wide left and the Terriers had a 14-10 lead at the half.

The Terriers had the ball to open the second half and had two first downs before punting. The Mocs then had one first down before punting. Wofford had a first down and punted, while the Mocs went three-and-out and punted. With the ball back, the Terriers had three first downs. T.J. Luther had a first down on a reverse but fumbled inside the ten and the ball was recovered by Chattanooga. The Mocs threw three incomplete passes and punted. On the next play, Joe Newman ran 66 yards to a touchdown and Wofford had a 21-10 lead with 12:01 left in the fourth quarter.

After two first downs, the Mocs had a first down on a pass interference call. Facing fourth-and-two, the pass was incomplete and Wofford took over on downs with 8:55 on the clock. Miller Mosley took over at quarterback and after four first downs the Terriers had first-and-goal. A 23-yard field goal was wide left by Luke Carter and the Mocs had the ball with 2:09 remaining. George Gbesse picked off a deep pass by Nick Tiano on the Mocs' first play and Wofford took over. Lennox McAfee had a pair of first downs and then the Terriers took a knee to secure the win.

WOFFORD	7	7	0	7	21
CHATTANOOGA	10	0	0	0	10

1st Quarter

UTC - Bryce Nunnally 11 yd pass from Nick Tiano (Victor Ulmo kick), 8:03

WOF - Joe Newman 12 yd run (Luke Carter kick), 3:59

UTC - Victor Ulmo 42 yd field goal, 00:43

2nd Quarter

WOF - Lennox McAfee 4 yd run (Luke Carter kick), 10:54

4th Quarter

WOF - Joe Newman 66 yd run (Luke Carter kick), 12:01

	WOF	UTC
FIRST DOWNS	25	16
RUSHES-YARDS (NET)	65-442	16-21
PASSING YDS (NET)	69	165
Passes Att-Comp-Int	9-8-0	33-21-1
TOTAL OFFENSE PLAYS-YARDS	74-511	49-186
Fumble Returns-Yards	0-0	1-12
Punt Returns-Yards	1--2	1-4
Kickoff Returns-Yards	2-36	1-16
Interception Returns-Yards	1-10	0-0
Punts (Number-Avg)	3-45.3	5-43.0
Fumbles-Lost	2-1	2-0
Penalties-Yards	7-86	2-10
Possession Time	37:08	22:52
Third-Down Conversions	8 of 14	2 of 9
Fourth-Down Conversions	0 of 0	0 of 1
Red-Zone Scores-Chances	2-3	1-1
Sacks By: Number-Yards	1-10	0-0

RUSHING: Wofford-Newman 16-155 (2 TD); Stoddard 19-111; Morgan 9-50; McAfee 9-43 (1 TD); Mosley 4-32; Luther 1-29; Walker 6-24; TEAM 1-minus 2. Chattanooga-Price 10-23; Trotter 1-2; Tiano 5-minus 4.

PASSING: Wofford-Newman 8-9-0-69. Chattanooga-Nick Tiano 21-33-1-165.

RECEIVING: Wofford-Hill 4-42; Morgan 2-16; Karas 1-10; McAfee 1-1. Chattanooga-Nunnally 8-47 (1 TD); Young 6-55; Parker 4-43; Price 3-20.

Attendance: 8010

#4 WOFFORD 14, FURMAN 34

SATURDAY, OCTOBER 13, 2018
PALADIN STADIUM



TRAVELERS REST, S.C. – Wofford was defeated 34-14 by Furman on Saturday afternoon at Paladin Stadium. The Paladins score twice in the first quarter and held the Terrier offense in check as they used a nine-minute drive to score in the fourth quarter to put the game out of reach.

Wofford opens the season 4-2 overall and 3-1 in the Southern Conference, while Furman is 2-3 overall and 2-1 in league play. The Terriers were led by Andre Stoddard with 12 carries for 76 yards and a touchdown, while Lennox McAfee added four carries for 58 yards. Joe Newman had 73 rushing yards and was 12-of-20 passing on the day. The Paladins were led by quarterback Harris Roberts with 16-of-19 passing for 235 yards and three touchdowns, along with two rushing touchdowns.

The Paladins had the ball to open the game and scored on a 24-yard touchdown pass from Harris Roberts to Darius Morehead for a 7-0 lead. Wofford gained one first down, then punted. A running into the kicker penalty gave the Terriers a fourth-and-two, but the run was short and Furman took over at the 47-yard line. After a first down, Mason Alstatt intercepted a tipped pass and the Terriers took over at the eight-yard line. Wofford had one first down before having to punt. Furman used a long return and a Terrier penalty to take over at the 36-yard line. Two first downs and a nine-yard touchdown run by Harris Roberts ended the drive with a 14-0 lead with 2:28 left in the first quarter. Wofford then went three-and-out and punted.

The Wofford defense forced a three-and-out and the Paladins punted. Joe Newman connected with Garrison Moore for a touchdown. Wofford trailed 14-7 at 7:24 in the second quarter. With the ball back, the Paladins had one first down before punting. Wofford had one first down and then Joe Newman was hit while throwing and the ball was caught in the air behind the line of scrimmage by Furman. The Paladins had a 10-yard touchdown pass to Devin Wynn made it a 21-7 game with 45 seconds left in the first half. T.J. Luther had a 34-14 kickoff return and a first down catch by Dorian Lindsey moved the ball across midfield. On fourth-and-ten, the pass was incomplete to end the first half.

To open the second half, Wofford had one first down before punting. A nine-yard touchdown pass to Ryan DeLuca gave the Paladins a 27-7 lead after the missed extra point with 9:53 on the clock in the third quarter. On the next drive by Wofford, Andre Stoddard had a 42-yard run to move the ball across midfield and then went in for a touchdown. Wofford trailed 27-14 with 3:41 left in the third quarter. The Paladins answered with a drive that took sixteen plays and covered 71 yards, taking 9:25 off the clock as they built a 34-14 lead with a one-yard touchdown run by Harris Roberts with 9:10 left in the game.

With the ball back, Wofford had a first down and then a 43-yard run by Lennox McAfee took the Terriers inside the 20. On fourth-and-two, a run by Joe Newman was short and the Paladins took over with 6:03 on the clock. Furman had one first down before having to punt back to the Terriers with 1:11 remaining in the game. Wofford was able to gain two first downs before time ran out.

WOFFORD	0	7	7	0	14
FURMAN	14	7	6	7	34

1st Quarter

FUR - Darius Morehead 24 yd pass from Harris Roberts (Grayson Atkins kick), 11:40

FUR - Harris Roberts 9 yd run (Grayson Atkins kick), 2:28

2nd Quarter

WOF - Garrison Moore 12 yd pass from Joe Newman (Luke Carter kick), 7:24

FUR - Devin Wynn 10 yd pass from Harris Roberts (Grayson Atkins kick), 0:45

3rd Quarter

FUR - Ryan DeLuca 9 yd pass from Harris Roberts (Grayson Atkins kick failed), 9:53

WOF - Andre Stoddard 6 yd run (Luke Carter kick), 3:41

4th Quarter

FUR - Harris Roberts 1 yd run (Grayson Atkins kick), 9:10

	WOF	FUR
FIRST DOWNS	16	17
RUSHES-YARDS (NET)	41-247	38-130
PASSING YDS (NET)	105	235
Passes Att-Comp-Int	20-12-1	19-16-1
TOTAL OFFENSE PLAYS-YARDS	61-352	57-365
Fumble Returns-Yards	0-0	0-0
Punt Returns-Yards	2-12	2-27
Kickoff Returns-Yards	2-59	1-26
Interception Returns-Yards	1-4	1-2
Punts (Number-Avg)	3-44.0	3-41.3
Fumbles-Lost	0-0	0-0
Penalties-Yards	5-50	5-37
Possession Time	29:19	30:41
Third-Down Conversions	3 of 11	7 of 12
Fourth-Down Conversions	1 of 4	1 of 1
Red-Zone Scores-Chances	2-3	4-4
Sacks By: Number-Yards	0-0	2-8

RUSHING: Wofford-Stoddard 12-76 (1 TD); Newman 21-73; McAfee 4-58; Morgan 3-32; Walker 1-8. Furman-Wynn 9-39; Roberts 14-32 (2 TD); Morehead 3-31; Dirks 5-17; Watkins 2-8; Maples 3-6; Bell 2-minus 3.

PASSING: Wofford-Newman 12-20-0-105. Furman-Roberts 16-19-1-235. **RECEIVING:** Wofford-Lindsey 2-19; Helligar 2-18; VanCleave 2-9; Luther 1-16; Hill 1-14; Moore 1-12 (1 TD); Welsh 1-9; McAfee 1-7; Morgan 1-1. Furman-Gordon 6-70; Wynn 3-64 (1 TD); Morehead 2-38 (1 TD); Miller 2-31; Watkins 1-15; DeLuca 1-9 (1 TD); Walker 1-8.

Attendance: 7006

#21 ETSU 17, #12 WOFFORD 30

SATURDAY, OCTOBER 20, 2018
GIBBS STADIUM



SPARTANBURG, S.C. – Wofford earned a 30-17 win over East Tennessee State University on Saturday afternoon at Gibbs Stadium. In a battle of top-25 opponents, the Terriers took an early 17-0 lead and never trailed.

Wofford is 5-2 overall and 4-1 in the Southern Conference, while ETSU is 6-2 overall and 4-1 in league play. The Terriers were led by Lennox McAfee with 12 carries for 121 yards and two touchdowns, while Andre Stoddard added 12 carries for 54 yards and two touchdowns. The Bucs were led by Austin Herink, who was 21-of-33 passing for 201 yards.

The Bucs had the ball to open the game and had one first down before punting. Wofford opened the game with a 38-yard run by Lennox McAfee. After two more first downs, the Terriers settled for a 20-yard field goal by Luke Carter for a 3-0 lead at 6:52 in the first quarter. ETSU had a pair of first downs and then a sack by Jireh Wilson forced a punt. The Terriers took over at the five-yard line and needed 15 plays to cover the 95 yards as Andre Stoddard scored from six-yards out. Wofford had a 10-0 lead with 10:02 on the clock in the second quarter.

On the next drive by ETSU, they had two first downs and then faced a fourth-and-two. A tackle for loss by Billy Hinton turned the ball over on downs and Wofford took over at midfield. On third down, Lennox McAfee went 44-yards for the touchdown. The Terriers had a 17-0 lead with 5:23 left in the first half. The Bucs had a 55-yard kickoff return, but had to punt on fourth-and-long. Wofford started at the one-yard line and a fumble in the end zone was recovered by the Bucs for a touchdown. The score was 17-7 in favor of Wofford with 2:05 on the clock in the second quarter. The Terriers had one first down before punting back to the Bucs with 1:11 remaining in the half. ETSU had five first downs and kicked a 44-yard field goal as time expired to make it a 17-10 game at the break.

The Terriers had one first down on the opening drive of the second half before punting. The Bucs then went three-and-out and punted, with Wofford taking over at midfield. After Wofford went three-and-out, the Bucs had a third down when Domo Lennon picked off a pass by Austin Herink at the 27-yard line. Back-to-back penalties by the Terriers brought up another punt, but Dawson Henis was roughed on the play for a first down. On fourth-and-two, Andre Stoddard picked up the first down and he added another first down to move inside the 10. An eight-yard touchdown run by Lennox McAfee gave Wofford a 24-10 lead with 1:11 left in the third quarter. On the first play for the Bucs, a fumble was forced by Miles Brown and recovered by Thad Mangum to give Wofford the ball at the 21-yard line. After a first down, Andre Stoddard scored from three-yards out. The PAT was missed, giving Wofford a 30-10 lead with 13:28 left in the fourth quarter.

After ETSU was forced three-and-out, the Terriers had one first down before Joe Newman was intercepted by Tyree Robinson. The Bucs took over at the 32-yard line and gained two quick first downs to move across midfield. Two more first downs were followed by a one-yard touchdown run by Quay Holmes to make it a 30-17 game. There was a penalty on the on-side kick attempt and Wofford took over at the 43-yard line. Wofford went three-and-out and punted. The Bucs had a first down on a pass interference call, but George Gbese then intercepted a pass. The Terriers had two first downs to run out the clock.

ETSU	0	7	7	0	14
WOFFORD	14	7	6	7	34

1st Quarter

WOF - Luke Carter 20 yd field goal, 6:52

2nd Quarter

WOF - Andre Stoddard 6 yd run (Luke Carter kick), 10:02
WOF - Lennox McAfee 44 yd run (Luke Carter kick), 5:23
ETSU - Tyree Robinson 0 yd fumble recovery (JJ Jerman kick), 2:05
ETSU - JJ Jerman 45 yd field goal, 0:00

3rd Quarter

WOF - Lennox McAfee 8 yd run (Dawson Henis kick), 1:11

4th Quarter

WOF - Andre Stoddard 3 yd run (Dawson Henis kick failed), 13:28
ETSU - Quay Holmes 1 yd run (JJ Jerman kick), 6:32

	ETSU	WOF
FIRST DOWNS	16	22
RUSHES-YARDS (NET)	23-39	50-295
PASSING YDS (NET)	201	32
Passes Att-Comp-Int	33-21-2	15-7-1
TOTAL OFFENSE PLAYS-YARDS	56-240	65-327
Fumble Returns-Yards	0-0	0-0
Punt Returns-Yards	1-1	1-0
Kickoff Returns-Yards	4-126	1-17
Interception Returns-Yards	1-0	2-2
Punts (Number-Avg)	5-40.2	4-37.5
Fumbles-Lost	1-1	1-1
Penalties-Yards	8-58	6-41
Possession Time	25:48	34:12
Third-Down Conversions	5 of 12	4 of 11
Fourth-Down Conversions	0 of 1	1 of 1
Red-Zone Scores-Chances	1-1	5-5
Sacks By: Number-Yards	0-0	4-20

RUSHING: ETSU-Holmes 13-61 (1 TD); Saylor 2-20; Herink 8-minus 20. Wofford-McAfee 12-121 (2 TD); Morgan 7-55; Stoddard 12-54 (2 TD); Newman 10-19; Walker 3-15; Mosley 3-11; Luther 1-10; VanCleave 1-8; Lovelace 1-2.

PASSING: ETSU-Herink 21-33-2-201. Wofford-Newman 5-12-1-24; Mosley 2-3-0-8.

RECEIVING: ETSU-Spagnoletti 5-57; Holmes 4-20; Richburg 3-41; Kelley 3-39; Wick 3-27; Coffee 2-11; Saylor 1-6. Wofford-Hill 3-20; Morgan 1-7; Lindsey 1-4; Luther 1-1; VanCleave 1-0.

Attendance: 6745

MERCER 21, #7 WOFFORD 42

SATURDAY, OCTOBER 27, 2018
GIBBS STADIUM



SPARTANBURG, S.C. – Wofford defeated Mercer 42-21 on Saturday afternoon on Mike Ayers Field at Gibbs Stadium. The Terriers jumped out to a 21-0 lead in the second quarter and held a 35-7 advantage at the start of the fourth quarter.

Wofford is 6-2 overall and 5-1 in the Southern Conference, while Mercer is 4-4 overall and 3-2 in league play. The Terriers offense was led by Andre Stoddard with 119 rushing yards and two touchdowns. T.J. Luther had two catches for 121 yards and two touchdowns and Joe Newman was 7-of-12 passing for 103 yards. Mercer was led by Kaelin Riley with 12-of-26 passing for 192 yards.

The Terriers had the ball first and had two first downs before failing to convert on a fourth-and-two. Mercer went three-and-out on their first possession. Wofford had two first downs, but turned the ball over on downs after coming up short on fourth-and-two. After Mercer had one first down, they punted. On the first play of the second quarter, Miller Mosley found T.J. Luther for a 71-yard touchdown and the Terriers had a 7-0 lead at the 14:49 mark. The Bears had a pair of rushing first downs but turned the ball over when Wofford stopped a fake punt.

Lennox McAfee had a 39-yard run to move inside the 20-yard line on the ensuing drive. Miller Mosley took the ball in from 14-yards out for the touchdown as Wofford had a 14-0 lead with 9:06 left in the second quarter. The Bears picked up two first downs, but then quarterback Kaelin Riley was hit by DT Wilson and the ball came loose. Thad Mangum picked it up and Wofford took over at the 39-yard line. A pass to D'mauria VanCleave moved the Terriers into the red zone, but Mercer intercepted a pass by Mosley and took over at the 15-yard line. The Terrier defense forced a turnover on downs after an incomplete pass on fourth-and-eight. Mercer came up with an interception of Miller Mosley and they took over at the 37-yard line with 1:06 left in the half. The Bears had one first down and then punted, with the Terriers taking a knee to end the first half.

A 46-yard kickoff return to begin the second half gave the Bears the ball at midfield. The Wofford defense forced a three-and-out. Beginning at the eight-yard line, Andre Stoddard capped the drive with a seven-yard touchdown run for a 21-0 lead at 6:35 in the third quarter. The Bears responded with an 18-yard touchdown pass from Kaelin Riley to Marquise Irvin to cut the score to 21-7 with 3:50 left in the third quarter.

On the next drive by the Terriers, a 50-yard touchdown pass from Joe Newman to T.J. Luther pushed the lead to 28-7 at the 2:44 mark of the third quarter. The Bears went three-and-out. Wofford put together a drive that was capped by a one-yard run by Andre Stoddard. The Terriers had a 35-7 lead with 10:31 left in the game. Mercer had a drive that ended with a 36-yard touchdown run by Iyray Devezin to make it a 35-14 game with 8:27 remaining. On the next drive by the Terriers, it took six plays to cover 66 yards as Nathan Walker scored from seven-yards out for a 42-14 lead at the 5:59 mark in the fourth quarter. Mercer had one first down when Darron Paschal tipped a pass away from the intended receiver and JoJo Tilley was there for the interception. Wofford went three-and-out and punted, with Mercer taking over at the 11-yard line. They were able to score with five seconds left in the game on a 25-yard reception by Tucker Cannon to make it a 42-21. Wofford took a knee to end the contest.

MERCER	0	0	7	14	21
WOFFORD	0	14	14	14	42

2nd Quarter

WOF - T.J. Luther 71 yd pass from Miller Mosley (Luke Carter kick), 14:49

WOF - Miller Mosley 14 yd run (Luke Carter kick), 9:06

3rd Quarter

WOF - Andre Stoddard 7 yd run (Luke Carter kick), 6:35

MER - Marquise Irvin 17 yd pass from Kaelin Riley (Cole Fisher kick), 3:50

WOF - T.J. Luther 50 yd pass from Joe Newman (Luke Carter kick), 2:44

4th Quarter

WOF - Andre Stoddard 1 yd run (Luke Carter kick), 10:31

MER - Iyray Devezin 36 yd run (Cole Fisher kick), 8:27

WOF - Nathan Walker 7 yd run (Luke Carter kick), 5:59

MER - Tucker Cannon 25 yd pass from Harrison Frost (Cole Fisher kick), 0:05

	MER	WOF
FIRST DOWNS	20	24
RUSHES-YARDS (NET)	29-102	54-359
PASSING YDS (NET)	253	199
Passes Att-Comp-Int	34-17-1	16-9-2
TOTAL OFFENSE PLAYS-YARDS	63-355	70-558
Fumble Returns-Yards	0-0	1-14
Punt Returns-Yards	0-0	1-0
Kickoff Returns-Yards	2-59	1-9
Interception Returns-Yards	2-6	1-20
Punts (Number-Avg)	5-39.6	1-34.0
Fumbles-Lost	2-1	2-0
Penalties-Yards	4-35	7-85
Possession Time	27:03	32:57
Third-Down Conversions	2 of 11	3 of 9
Fourth-Down Conversions	1 of 1	2 of 4
Red-Zone Scores-Chances	1-1	4-5
Sacks By: Number-Yards	0-0	3-18

RUSHING: Mercer-Devezin 18-97 (1 TD); Rogers 2-13; Mitchell 3-11; Ellington 1-2; Riley 5-minus 21. Wofford-Stoddard 18-119 (2 TD); McAfee 7-89; Walker 4-58 (1 TD); Newman 14-55; Mosley 5-33 (1 TD); Thomas 2-4; Lovelace 1-2; Piazzi 1-1; TEAM 2-minus 2.

RUSHING: Mercer-Riley 12-26-1-192; Frost 5-8-0-61. Wofford-Newman 7-12-0-103; Mosley 2-4-2-96.

RECEIVING: Mercer-Irvin 4-56 (1 TD); Houzah 3-47; Cannon 3-36 (1 TD); Ellison 3-29; Durden 2-55; Jones II 1-21; Ellington 1-9. Wofford-Hill 3-20; Luther 2-12 (2 TD); VanCleave 2-42; Lindsey 1-9; Helligar 1-7.

Attendance: 6374

#8 WOFFORD 20, SAMFORD 35

SATURDAY, NOVEMBER 3, 2018
SEIBERT STADIUM



BIRMINGHAM, Ala. – Wofford was defeated 35-20 at Seibert Stadium on Saturday afternoon. The Bulldogs scored the first two touchdowns in the game. The Terriers cut the lead to 21-20 on the first drive of the second half, but the Bulldogs scored twice in the fourth quarter to secure the victory.

Wofford is 6-3 overall and 5-2 in the Southern Conference, while Samford is 5-4 overall and 4-2 in league play. The Terriers were led by Andre Stoddard 15 carries for 69 yards. The Bulldogs were led by Devlin Hodges with 29-of-41 passing for 399 yards, throwing for four touchdowns and rushing for one. Kelvin McKnight had 171 receiving yards and a touchdown.

The Bulldogs had the ball first and on third down Devlin Hodges found a wide-open Kelvin McKnight for a 73-yard touchdown reception. Wofford went three-and-out and punted on their first drive of the game. A sack by DT Wilson and Miles Brown forced the Bulldogs three-and-out. Wofford went three-and-out. The Bulldogs had two big pass plays to set-up a 12-yard touchdown pass to Clarke Miller for a 14-0 lead at 7:18 in the first quarter. Wofford had four first downs and then Jason Hill completed a pass to Lennox McAfee for a 25-yard touchdown. The Terriers trailed 14-7 with 3:39 on the clock in the first quarter. Samford had three first downs before a pass by Devlin Hodges was intercepted in the end zone by JoJo Tilley. Wofford went three-and-out and punted. A five-yard pass to Chris Shelling gave the Bulldogs a 21-7 lead at 12:23 in the second quarter.

The Terriers went three-and-out and the Bulldogs then had two first downs before punting. After two first downs, Miller Mosley found D'mauria VanCleave for a 35-yard reception. VanCleave then capped the drive with a 19-yard touchdown run to cut the lead to 21-14 with 2:59 left in the first half. The Terriers forced a three-and-out and after the punt had the ball at the 43-yard line. A pass to Jason Hill gained 31 yards and a run by Miller Mosley moved inside the 20-yard line. Luke Carter hit a 34-yard field goal and the Samford lead was 21-17 with 43 seconds remaining in the half. The Bulldogs took a knee to send the game to halftime.

Wofford had the ball to open the second half and had five first downs to have the ball at the 20-yard line. After another first down, Luke Carter hit a 27-yard field goal to cut the lead to 21-20 at the 8:48 mark of the third quarter. The Bulldogs had two first downs before punting. The Terriers had two first downs and were forced to punt. The snap was fumbled and the Bulldogs took over at the 23-yard line. On fourth-and-inches, a run by Devlin Hodges was short and Wofford took over on downs. The Terriers had one first down before having to punt. The Bulldogs drove the field and scored on an eight-yard reception by DeMarcus Ware for a 28-20 lead with 11:25 left in the fourth quarter.

With the ball back, the Terriers went three-and-out. Samford had two big pass plays and Devlin Hodges capped the drive with a one-yard run as the Bulldogs took a 35-20 lead with 8:07 remaining. Wofford had two first downs, but a pass on fourth-and-fourteen was incomplete and Samford took over with 5:25 left. They gained one first down before punting and Wofford had the ball at the six-yard line with 1:34 on the clock. The Terriers gained two first downs before time ran out.

WOFFORD	7	10	3	0	20
SAMFORD	14	7	0	14	35

1st Quarter

SAM - Kelvin McKnight 73 yd pass from Devlin Hodges (M. Fineran kick), 14:11

SAM - Clarke Miller 12 yd pass from Devlin Hodges (M. Fineran kick), 7:18

WOF - Lennox McAfee 25 yd pass from Jason Hill (Luke Carter kick), 3:39

2nd Quarter

SAM - Chris Shelling 5 yd pass from Devlin Hodges (M. Fineran kick), 12:23

WOF - D. VanCleave 19 yd run (Luke Carter kick), 2:59

WOF - Luke Carter 34 yd field goal, 0:41

3rd Quarter

WOF - Luke Carter 27 yd field goal, 8:48

4th Quarter

SAM - DeMarcus Ware 8 yd pass from Devlin Hodges (M. Fineran kick), 11:25

SAM - Devlin Hodges 1 yd run (M. Fineran kick), 8:07

	WOF	SAM
FIRST DOWNS	21	21
RUSHES-YARDS (NET)	54-207	26-55
PASSING YDS (NET)	171	399
Passes Att-Comp-Int	22-10-0	41-29-1
TOTAL OFFENSE PLAYS-YARDS	76-378	67-454
Fumble Returns-Yards	0-0	0-0
Punt Returns-Yards	0-0	2-18
Kickoff Returns-Yards	2-28	1-18
Interception Returns-Yards	1-0	0-0
Punts (Number-Avg)	6-45.5	5-33.8
Fumbles-Lost	0-0	0-0
Penalties-Yards	7-85	5-57
Possession Time	36:19	23:41
Third-Down Conversions	7 of 17	2 of 9
Fourth-Down Conversions	0 of 2	1 of 2
Red-Zone Scores-Chances	3-3	4-5
Sacks By: Number-Yards	1-11	2-7

RUSHING: Wofford-Stoddard 15-69; Lovelace 5-44; McAfee 10-38; VanCleave 4-24 (1 TD); Mosley 10-21; Walker 3-14; Luther 1-12; Newman 5-5; Carter 1-minus 20. Samford-Hodges 9-18 (1 TD); Ware 7-17; Sims 2-14; Adams 7-11; TEAM 1-minus 5.

PASSING: Wofford-Newman 6-14-0-69; -Mosley 3-7-0-77; Hill 1-1-0-25. Samford-Hodges 29-41-1-399.

RECEIVING: Wofford-Hill 3-51; VanCleave 2-56; McAfee 2-34 (1 TD); Lindsey 2-15; Luther 1-15. Samford-McKnight 6-171 (1 TD); Shelling 5-19 (1 TD); Adams 4-64; Miller 3-40 (1 TD); El-Amin 3-25; Creamer 2-6; Satine 1-6; Pollard 1-16; Ware 1-8 (1 TD); King 1-6; Washington 1-5; Adams 1-minus 6.

Attendance: 5821

2018 GAME RECAPS

#14 WOFFORD 38, WESTERN CAROLINA 23

SATURDAY, NOVEMBER 10, 2018
WHITMIRE STADIUM



CULLOWHEE, N.C. — Wofford defeated Western Carolina 38-23 on Saturday afternoon at Whitmire Stadium. Down 20-14 at the half, the Terriers outscored the Catamounts 24-3 in the second half for the victory.

Wofford is 7-3 overall and 6-2 in the Southern Conference, while Western Carolina is 3-7 overall and 1-7 in league play. The Terriers were led by Joe Newman with 93 rushing yards and two touchdowns, along with 8-of-12 passing for 140 yards and a touchdown. Andre Stoddard added 82 rushing yards and two touchdowns. The Catamounts were led by Tyrice Adams, who was 23-of-36 passing for 229 yards and he rushed for 167 yards and a touchdown.

The teams traded three-and-outs to open the game. On the first play of the ensuing drive, Jireh Wilson batted a pitch out of the air and recovered the fumble at the 20-yard line. Andre Stoddard scored a 12-yard touchdown to take a 7-0 lead at the 10:58 mark of the first quarter. The Catamounts had a 42-yard field goal to make it a 7-3 game with 9:07 on the clock. Wofford went three-and-out and punted. On fourth-and-goal from the one, Tyrice Adams reached the ball across the goal line for a 10-7 lead with 39 seconds left in the first quarter.

Wofford went three-and-out and punted. The Catamounts scored on a four-yard run by Connell Young for a 17-7 lead at the 11:45 mark of the second quarter. The Terriers had two first downs before having to punt. Western Carolina hit a 36-yard field goal for a 20-7 lead with 3:55 on the clock. Wofford then answered with three first downs and Joe Newman found a wide-open Jason Hill for a 32-yard touchdown. With 52 seconds left in the first half, the Terriers trailed 20-14. The Catamounts ran out the clock on the half.

To open the second half, Wofford had three first downs before a 38-yard touchdown run by Joe Newman for a 21-20 lead at the 10:49 mark of the third quarter. The Catamounts went three-and-out and punted on their first drive of the second half. Wofford went three-and-out and had the punt partially blocked, with the Catamounts taking over at the 41-yard line. A 51-yard field goal attempt was wide left and the Terriers took over. Two first down runs were followed by a 28-yard run by Joe Newman. Lennox McAfee moved the ball inside the five and Joe Newman scored a four-yard touchdown for a 28-20 advantage with 2:21 left in the third quarter.

The Catamounts had four first downs to move inside the five-yard line, but settled for a 21-yard field goal to cut the lead to 28-23 with 14:43 on the clock in the fourth quarter. Wofford faced third down on their next possession, but Joe Newman found Dorian Lindsey for a 45-yard completion. A 42-yard field goal by Luke Carter gave the Terriers a 31-23 lead at the 11:22 mark of the fourth quarter. After the Catamounts went three-and-out, Wofford had three first downs before punting. Luke Carter pinned the Catamounts at the three-yard line. Four first downs moved the ball to the 31-yard line with 1:30 left in the game. An interception by George Gbesebe was returned 67 yards. Andre Stoddard then added a 12-yard touchdown run for a 38-23 score with 44 seconds remaining. The Catamounts ran two plays before time expired.

WOFFORD	7	7	14	10	38
WCU	10	7	0	3	23

1st Quarter

WOF - Andre Stoddard 13 yd run (Luke Carter kick), 10:58
WCU - Will Horton 43 yd field goal, 9:07
WCU - Tyrice Adams 1 yd run (Will Horton kick), 0:39

2nd Quarter

WCU - Connell Young 4 yd run (Will Horton kick), 11:45
WCU - Will Horton 36 yd field goal, 3:35
WOF - Jason Hill 32 yd pass from Joe Newman (Luke Carter kick), 0:52

3rd Quarter

WOF - Joe Newman 38 yd run (Luke Carter kick), 10:49
WOF - Joe Newman 4 yd run (Luke Carter kick), 2:21

4th Quarter

WCU - Will Horton 21 yd field goal, 14:43
WOF - Luke Carter 42 yd field goal, 11:22
WOF - Andre Stoddard 12 yd run (Luke Carter kick), 0:44

	WOF	WCU
FIRST DOWNS	21	20
RUSHES-YARDS (NET)	51-259	35-185
PASSING YDS (NET)	144	229
Passes Att-Comp-Int	15-9-0	37-23-1
TOTAL OFFENSE PLAYS-YARDS	66-403	72-414
Fumble Returns-Yards	0-0	0-0
Punt Returns-Yards	0-0	0-0
Kickoff Returns-Yards	2-30	3-44
Interception Returns-Yards	1-66	0-0
Punts (Number-Avg)	6-38.8	3-43.0
Fumbles-Lost	2-0	1-1
Penalties-Yards	5-60	2-10
Possession Time	34:25	25:35
Third-Down Conversions	6 of 13	7 of 15
Fourth-Down Conversions	0 of 0	1 of 1
Red-Zone Scores-Chances	3-3	4-4
Sacks By: Number-Yards	0-0	1-6

RUSHING: Wofford-Newman 12-93 (2TD); Stoddard 14-82 (2TD); McAfee 13-49; Walker 5-27; Lovelace 3-12; Mosley 3-4; Lindsey 1-minus 8. WCU-Adams 22-167; Spencer 9-11; Young 3-10; Mullen 1-minus 3.

PASSING: Wofford-Newman 8-12-0-140; Mosley 1-3-0-4. WCU-Adams 23-36-1-229; Jones 0-1-0-0.

RECEIVING: Wofford-VanCleave 4-41; Hill 3-54 (1TD); Lindsey 2-49. WCU-Mathis 7-115; Mullen 4-41; Spencer 3-22; Patten 3-19; Cosenke 2-13; Thorpe 2-10; Young 1-7; Reynolds 1-2.

Attendance: 10,169

PRESBYTERIAN 21, #13 WOFFORD 45

SATURDAY, NOVEMBER 17, 2018
GIBBS STADIUM



SPARTANBURG, S.C. — Wofford downed Presbyterian College 45-21 at Gibbs Stadium on Saturday. The Blue Hose had a 14-7 lead in the second quarter, but the Terriers responded with the next 38 points to secure the victory.

Wofford is 8-3 overall and Presbyterian ends the season at 2-8. The Terriers were led by Lennox McAfee with two rushing touchdowns, while D'mauria VanCleave, Ryan Lovelace and Evan Suggs also had rushing touchdowns. The Blue Hose were led by Zola Davis with 64 rushing yards and a touchdown. DaShawn Davis added 110 receiving yards and two touchdowns.

The Blue Hose had the ball first and John Walker found DaShawn Davis for a 25-yard touchdown completion and a 7-0 lead with 10:03 on the clock. Wofford then had three first downs before facing a fourth-and-three. Joe Newman picked up the first down with a run. Lennox McAfee capped the drive with a 10-yard touchdown run to tie the game at 7-7 with 2:50 left in the first quarter.

After the Blue Hose went three-and-out and punted, Joe Newman had a pass intercepted by Jarrett Nagy at the 21-yard line. On the next play, DaShawn Davis caught a touchdown pass for a 14-7 lead with eight second left in the first quarter. The Terriers then put together a drive that ended with a 10-yard touchdown run by Lennox McAfee. The score was tied at 14 with 10:52 left in the second quarter. The Blue Hose went three-and-out and punted. Miller Mosley found T.J. Luther for a 40-yard touchdown reception as the Terriers took a 21-14 lead with 7:06 on the clock in the second quarter.

On the first play of the ensuing drive for the Blue Hose, Mason Alstatt intercepted a pass and returned it to the five-yard line. Evan Suggs capped the drive with a two-yard touchdown run as Wofford took a 28-14 lead with 6:15 left in the first half. Presbyterian then used a 38-yard completion to move to the 25-yard line. After another first down, a 29-yard field goal attempt was wide left. Wofford gained two first downs before time ran out in the first half.

To open the second half, Wofford had two first downs before Ryan Lovelace went 25-yards up the middle for the touchdown. The Terriers led 35-14 at 13:23 in the third quarter. After forcing the Blue Hose three-and-out, Wofford had three first downs and were in the red zone when Joe Newman fumbled, and the ball was recovered by Presbyterian at the 12-yard line. The Blue Hose had one first down before having to punt. The Terriers had two first downs before a pass by Miller Mosley was intercepted by Dirk Cureton at the nine-yard line. They gained one first down before having to punt.

On the first play of the ensuing drive, D'mauria VanCleave went 67-yard for a touchdown. Wofford took a 42-14 lead with 14:47 left in the game. The Blue Hose faced a fourth-and-one deep in their own territory and came up short on the run. Wofford had two first downs but had to settle for a 23-yard field goal by Luke Carter for a 45-14 lead with 10:20 remaining. Zola Davis scored a five-yard touchdown with 4:14 remaining on the clock to make it a 45-21 game. Wofford then went three-and-out and punted. The Blue Hose had the ball at the Wofford 20-yard line when time expired.

PC	12	0	0	7	21
WOFFORD	7	21	7	10	45

1st Quarter

PC-DaShawn Davis 25 yd pass from John Walker (Gardner Duckworth kick), 10:03
WOF-Lennox McAfee 10 yd run (Luke Carter kick), 2:50
PC-DaShawn Davis 21 yd pass from John Walker (Gardner Duckworth kick), :08

2nd Quarter

WOF-Lennox McAfee 10 yd run (Luke Carter kick), 10:52
WOF-TJ Luther 40 yd pass from Miller Mosley (Luke Carter kick), 7:06
WOF-Evan Suggs 2 yd run (Luke Carter kick), 6:15

3rd Quarter

WOF-Ryan Lovelace 26 yd run (Luke Carter kick), 13:23

4th Quarter

WOF-D. VanCleave 67 yd run (Luke Carter kick), 14:47
WOF-Luke Carter 23 yd field goal, 10:20
PC-Zola Davis 6 yd run (Gardner Duckworth kick), 4:14

	PC	WOF
FIRST DOWNS	17	24
RUSHES-YARDS (NET)	42-171	42-329
PASSING YDS (NET)	175	127
Passes Att-Comp-Int	20-14-1	17-10-2
TOTAL OFFENSE PLAYS-YARDS	62-346	59-456
Fumble Returns-Yards	0-0	0-0
Punt Returns-Yards	0-0	2--7
Kickoff Returns-Yards	2-34	3-57
Interception Returns-Yards	2-1	1-33
Punts (Number-Avg)	5-44.8	1-54.0
Fumbles-Lost	0-0	3-1
Penalties-Yards	3-36	3-13
Possession Time	32:01	27:59
Third-Down Conversions	6 of 15	2 of 7
Fourth-Down Conversions	1 of 2	1 of 1
Red-Zone Scores-Chances	1-3	4-5
Sacks By: Number-Yards	1-4	1-11

RUSHING: PC-Davis 14-64 (1TD); Morgan 6-50; Jeter 12-41; Porter 4-17; Pearson 3-9; Walker 3-minus 10. Wofford-VanCleave 6-91 (1TD); Walker 8-85; Lovelace 4-40 (1TD); McAfee 6-36 (2TD); Riazzi 5-32; Newman 4-14; Suggs 2-11 (1TD); Mosley 4-8; Alverson 2-7; Cooper 1-5.

PASSING: PC-Walker 13-18-1-172; Pearson 0-1-0-0; Morgan 1-1-0-3. Wofford-Newman 7-10-1-66; Mosley 3-7-1-61.

RECEIVING: PC-Pearson 7-26; Davis 5-110 (2TD); Buchanan 2-29. Wofford-Luther 2-58 (1TD); VanCleave 2-20; Hill 2-18; Lindsey 2-17; Helligar 2-14.

Attendance: 5674

#17 ELON 7, #12 WOFFORD 19

SATURDAY, NOVEMBER 24, 2018
NCAA FCS FIRST ROUND
GIBBS STADIUM



SPARTANBURG, S.C. — Wofford defeated Elon 19-7 at Gibbs Stadium on Saturday afternoon in the opening round of the NCAA FCS Playoffs. The Phoenix had a 7-6 lead at the half, but the Terriers held Elon scoreless in the second half and scored three times for the win.

Wofford is 9-3 overall and Elon is 6-5. Wofford advances to play at #4 seed Kennesaw State next Saturday. The Terriers were led by Nathan Walker with 90 rushing yards and a touchdown, while Lennox McAfee added 63 rushing yards. Luke Carter was 4-of-5 on field goals in the contest. Elon was led by Daniel Thompson with 20-of-32 passing for 209 yards.

The Phoenix had the ball to open the game and went three-and-out. Wofford had four first downs and scored on a 32-yard field goal by Luke Carter to take a 3-0 lead at the 6:32 mark of the first quarter. Elon answered with a 16-play drive that ended with a one-yard touchdown run by Brellynd Cyphers for a 7-3 lead at 14:23 in the second quarter. On the next drive by Wofford, Ryan Lovelace had a 56-yard run down the sideline. Luke Carter was wide left on a 36-yard field goal attempt with 11:34 on the clock in the second quarter.

With the ball back, Elon had two first downs and then faced a fourth-and-one. The Terrier defense stopped the run and took over at the 32-yard line. On fourth-and-two, Nathan Walker picked up the first down. Miller Mosley had a 34-yard run for a first down, but the drive stalled. The Terriers settled for a 21-yard field goal by Luke Carter and Elon had a 7-6 lead with 2:09 left in the first half. The Phoenix had a three-and-out, with the Terriers getting the ball back with 1:24 remaining. Wofford went three-and-out and punted, while Elon took a knee to end the first half.

The Terriers had the ball to begin the second half and Nathan Walker had three first downs. A first down by Andre Stoddard put the ball inside the five and Nathan Walker ran it in for the touchdown. Wofford had a 13-7 lead at 9:54 in the third quarter. The Phoenix had a first down, but a fumble by the quarterback was recovered by Jireh Wilson and returned to the 30-yard line. On fourth-and-one, Nathan Walker picked up two yards. A 33-yard field goal by Luke Carter gave Wofford a 16-7 advantage with 4:35 left in the third quarter.

Elon had two first downs on their next possession before a pass by Daniel Thompson was tipped by the Wofford defense and intercepted by Mason Alstatt. He returned the ball to the 37-yard line. Andre Stoddard had a 20-yard run to move across midfield. Miller Mosley had two rushing first downs and then a first down run by Lennox McAfee put the ball at the five-yard line. Luke Carter added a 25-yard field goal for a 19-7 lead with 9:53 left in the game. The Phoenix had four first downs on their next drive and then faced a fourth-and-five from the seven-yard line. The pass attempt was incomplete and Wofford took over on downs with 4:45 on the clock. Lennox McAfee had a 22-yard run for a first down before the Terriers punted. Elon began at the 20-yard line with 3:13 on the clock. They had two quick passes for first downs and then faced fourth-and-one. The Terriers were short and Wofford took over with 2:06 remaining. The Terriers took a knee three times to end the game.

ELON	0	7	0	0	7
WOFFORD	3	3	10	3	19

1st Quarter

WOF - Luke Carter 32 yd field goal, 6:32

2nd Quarter

ELON - Brellynd Cyphers 1 yd run (S. Davis kick), 14:23

WOF - Luke Carter 21 yd field goal, 2:09

3rd Quarter

WOF - Nathan Walker 4 yd run (Luke Carter kick), 9:54

WOF - Luke Carter 33 yd field goal, 4:35

4th Quarter

WOF - Luke Carter 25 yd field goal, 9:53

	ELON	WOF
FIRST DOWNS	17	19
RUSHES-YARDS (NET)	28-51	59-344
PASSING YDS (NET)	209	20
Passes Att-Comp-Int	32-20-1	8-4-0
TOTAL OFFENSE PLAYS-YARDS	60-260	67-364
Fumble Returns-Yards	0-0	0-0
Punt Returns-Yards	1-2	0-0
Kickoff Returns-Yards	2-50	1-16
Interception Returns-Yards	0-0	1-24
Punts (Number-Avg)	2-39.5	2-49.5
Fumbles-Lost	1-1	0-0
Penalties-Yards	1-5	4-26
Possession Time	22:49	37:11
Third-Down Conversions	8 of 13	3 of 13
Fourth-Down Conversions	0 of 3	2 of 2
Red-Zone Scores-Chances	1-2	5-6
Sacks By: Number-Yards	0-0	0-0

RUSHING: Elon-Thomas 16-38; Cyphers 10-12 (1TD); Thompson 1-2; TEAM 1-minus 1. Wofford-Walker 14-90 (1TD); McAfee 12-63; Lovelace 1-56; Mosley 6-42; Stoddard 11-40; Newman 8-34; VanCleave 3-21; Hill 1-2; TEAM 3-minus 4.

PASSING: Elon-Thompson 20-32-1-209. Wofford-Newman 3-5-0-12; Mosley 1-3-0-8.

RECEIVING: Elon-Taylor 9-83; Jones 3-44; Foster 3-36; Daughtry 3-34; Weeks 2-12. Wofford-Luther 1-8; Lindsey 1-6; Helligar 1-5; Hill 1-1.

Attendance: 2157

#12 WOFFORD 10, #2 KENNESAW STATE 13

SATURDAY, DECEMBER 1, 2018

NCAA FCS SECOND ROUND

FIFTH THIRD BANK STADIUM



KENNESAW, Georgia — Wofford's season ended in a 13-10 loss to Kennesaw State at Fifth Third Bank Stadium on Saturday afternoon in the second round of the NCAA FCS Playoffs. In a defensive battle, it was a late turnover by the Terriers that the Owls turned into the game-winning field goal with 1:52 left in the game that was the difference.

Wofford is 9-4 overall and #4 seed Kennesaw State is 11-1. The Owls advance to host #5 seed South Dakota State. The Terriers were led by Nathan Walker with 56 rushing yards, while Joe Newman was 8-of-13 passing for 153 yards and a touchdown. The Owls were led by Darnell Holland with 74 rushing yards and a touchdown.

The Terriers had the ball first and went three-and-out, while the Owls also went three-and-out and punted on their opening possession. Wofford punted again after a three-and-out. Kennesaw State had a fourth-and-one and lined up to go for it, but a false start penalty forced a punt. Starting the three-yard line, Nathan Walker and Lennox McAfee had first down runs before the Terriers had to punt. The Owls had two first downs and then on the first play of the second quarter Darnell Holland ran 53 yards for a touchdown. Kennesaw State had a 7-0 lead at the 14:48 mark of the quarter.

Wofford wasted little time in answering as Joe Newman threw a 57-yard touchdown pass to D'mauriae VanCleave to tie the game at 7-7 with 13:52 on the clock in the second quarter. After a three-and-out, the Terriers took over at the 41-yard line. Lennox McAfee had a first down run and then Luke Carter hit a 45-yard field goal to give Wofford a 10-7 lead with 7:45 left in the half. The Owls went three-and-out and punted. The Terriers had a first down run by Miller Mosley before having to punt. Kennesaw State had a first down pass to get to midfield. The Owls converted a fourth-and-four with a pass and had a 40-yard field goal as time expired to tie the game at 10.

The Owls had the ball to begin the second half and had one first down. On fourth-and-one, a pass was intercepted by Jojo Tillery and Wofford took over at the 13-yard line. Joe Newman ran for a first down and a pass to D'mauriae VanCleave moved the ball across midfield, but the Terriers had to punt. Kennesaw State started on the 12-yard line and went three-and-out. Wofford followed with a three-and-out on their next possession, but the Terrier defense also forced a three-and-out. Wofford had a first down run by Nathan Walker before a pass by Joe Newman was intercepted by the Owls at the goal line. The officials ruled a touchback and the drive started at the 20-yard line. Brandon Zamary forced a fumble and Mason Alstatt recovered the ball at the 41-yard line. On fourth-and-two, a run by Lennox McAfee was short and the Owls took over.

On their next drive, Kennesaw State went three-and-out and punted. Wofford also went three-and-out and punted. The Owls had a first down and then faced a fourth-and-two. A 48-yard field goal attempt was short and the Terriers took over. Joe Newman was sacked for a loss of 20 yards and fumbled on the play, with the Owls recovering at the 21-yard line. They were unable to gain a first down but took a 13-10 lead on a 30-yard field goal with 1:52 left in the game. Wofford had four straight incomplete passes and the Owls took over with 1:25 remaining. Wofford stopped the Owls and had the ball back with 21 seconds left but were unable to score.

WOFFORD	0	10	0	0	10
KSU	0	10	0	3	13

2nd Quarter

KSU - Darnell Holland 53 yd run (Nicholas Jones), 14:48
 WOF - D'mauriae VanCleave 57 yd pass from Joe Newman (Luke Carter kick), 13:52
 WOF - Luke Carter 45 yd field goal, 7:45
 KSU - Justin Thompson 40 yd field goal, 0:00

4th Quarter

KSU - Justin Thompson 30 yd field goal, 1:52

	WOF	KSU
FIRST DOWNS	11	7
RUSHES-YARDS (NET)	44-74	44-163
PASSING YDS (NET)	162	79
Passes Att-Comp-Int	17-10-1	14-6-1
TOTAL OFFENSE PLAYS-YARDS	61-236	58-242
Fumble Returns-Yards	0-0	0-0
Punt Returns-Yards	2-6	2--2
Kickoff Returns-Yards	2-44	2-35
Interception Returns-Yards	1-3	1-0
Punts (Number-Avg)	7-36.7	7-42.3
Fumbles-Lost	2-1	1-1
Penalties-Yards	4-16	2-16
Possession Time	34:14	25:46
Third-Down Conversions	5 of 17	2 of 15
Fourth-Down Conversions	0 of 2	1 of 3
Red-Zone Scores-Chances	1-1	1-2
Sacks By: Number-Yards	2-9	2-26

RUSHING: Wofford-Walker 11-56; McAfee 11-28; Mosley 5-12; Stoddard 2-1; Lovelace 1-minus 1; Newman 14-minus 22. KSU-Holland 6-74 (1 TD); Rechsteiner 5-28; Glover 12-21; Terry 5-14; Foster 2-13; Reed 3-7; Burks 10-7; David 1-minus 1.

PASSING: Wofford-Newman 8-13-1-153; Mosley 2-3-0-9; TEAM 0-1-0-0. KSU-Burks 6-14-1-79.

RECEIVING: Wofford-VanCleave 5-93 (1 TD); Lindsey 2-24; Tillery 1-43; Luther 1-3; Walker 1-minus 1. KSU - Reed 2-27; Holland 2-19; Terry 1-24; Glover 1-9.

Attendance: 3515

WOFFORD'S RECORD WHEN...

Overall.....	9-4
SoCon.....	6-2
Home.....	6-0
Road.....	3-4
Day Games.....	6-4
Night games (after 6 pm).....	3-0
On Natural Grass.....	6-1
On Artificial Turf.....	3-3
Black Jersey/Black Pants.....	4-0
Black Jersey/Gold Pants.....	2-0
White Jersey/Black Pants.....	1-3
White Jersey/Gold Pants.....	2-1
Black Jersey.....	6-0
White Jersey.....	3-4
Black Pants.....	5-3
Gold Pants.....	4-1
Wofford Wins Coin Toss.....	6-3
Wofford Loses Coin Toss.....	3-1
Scoring First.....	7-0
Opponent Scoring First.....	2-4
Leading at the half.....	7-0
Trailing at the half.....	2-3
Tied at the half.....	0-1
Leading after third quarter.....	8-0
Trailing after third quarter.....	0-3
Tied after third quarter.....	2-1
Overtime games.....
Scoring less than 20 points.....	1-3
Scoring 20+ points.....	8-1
Scoring 30+ points.....	6-0
Scoring 40+ points.....	4-0
Allowing 10 or fewer points.....	1-0
Allowing less than 20 points.....	4-2
Allowing 20+ points.....	4-2
Allowing 30+ points.....	0-2
Allowing 40+ points.....
Rushing for less than 100 yards.....	0-1
Rushing for over 100 yards.....	9-3
Rushing for over 200 yards.....	9-3
Rushing for over 300 yards.....	7-0
Passing for less than 200 yards.....	6-4
Passing for 200+ yards.....	1-0
Passing for 300+ yards.....
Total less than 300 yards total offense.....	0-2
300+ yards of total offense.....	9-2
400+ yards of total offense.....	6-0
500+ yards of total offense.....	4-0
Allowing less than 100 yards rushing.....	5-2
Allowing less than 300 yards total offense.....	5-1
Allowing 300+ yards total offense.....	4-3
Having a 100 yard rusher.....	4-0
Have two 100 yard rushers.....	2-0
Opponent has 100 yard rusher.....	2-0
Having a 100 yard receiver.....	1-0
No turnovers.....	3-1
Less than 3 turnovers.....	4-2
3+ Turnovers.....	2-1
No takeaways.....	1-0
Less than 3 takeaways.....	7-4
3+ Takeaways.....	1-0
More than 30:00 TOP.....	7-3
Less than 30:00 TOP.....	2-1

NCAA PLAYOFFS
 1990 1991 1992 2003 2007 2008 2010 2011 2012 2016 2017 2018

2018 SOCON STANDINGS

School	SoCon			Overall			Pts	Opp	Streak
	W	L	Pct	W	L	Pct			
Wofford *	6	2	.750	9	4	.692	385	247	L1
ETSU ^	6	2	.750	8	4	.667	312	317	L2
Furman	6	2	.750	6	4	.600	272	282	W4
Samford	5	3	.625	6	5	.545	423	290	W1
Chattanooga	4	4	.500	6	5	.545	236	231	L3
Mercer	4	4	.500	5	6	.455	337	357	L1
The Citadel	4	4	.500	5	6	.455	328	333	W1
Western Carolina	1	7	.125	3	8	.347	451	.273	L8
VMI	0	8	.000	1	10	.091	257	530	L2

* NCAA Automatic Bid, ^ NCAA At-Large bid



RUSHING	Class	G	Att.	Yards	Avg.	TD	Long	Yds./G
1. Tyrie Adams-WCU	JR	11	194	1006	5.2	10	48	91.5
2. Tyray Devezin-MER	SO	11	164	949	5.8	8	45	86.3
3. Quay Holmes-ETSU	FR	12	205	928	4.5	13	34	77.3
4. Tee Mitchell-MER	SR	9	126	685	5.4	6	62	76.1
5. Andre Stoddard-WOF	SR	12	156	913	5.9	11	54	76.1
6. Devin Wynn-FUR	SO	10	113	722	6.4	6	50	72.2
Lorenzo Ward-CIT	JR	10	179	722	4.0	7	43	72.2
8. Lennox McAfee-WOF	SR	13	120	854	7.1	8	62	65.7
9. Tyrell Price-UTC	JR	11	190	697	3.7	9	40	63.4
10. Connell Young-WCU	JR	9	106	529	5.0	2	31	58.8

PASSING YARDS	Class	G	Att.	Comp.	Int.	Pct.	Yards	TD	Avg./G
1. Devlin Hodges-SAM	SR	11	388	550	16	70.5	4283	32	389.4
2. Reece Udinski-VMI	SO	11	301	523	16	57.6	3066	20	278.7
3. Nick Tiano-UTC	JR	11	233	378	6	61.6	2699	15	245.4
4. Tyrie Adams-WCU	JR	11	188	300	6	62.7	2417	16	219.7
5. Austin Herink-ETSU	SR	11	156	264	8	59.1	1825	6	165.9
6. Harris Roberts-FUR	SR	8	75	109	2	68.8	1092	11	136.5
7. Joe Newman-WOF	JR	13	88	145	7	60.7	1070	8	82.3
8. Miller Mosley-WOF	SO	13	18	36	3	50.0	343	2	26.4
9. Jason Hill-WOF	JR	13	2	2	0	100.0	51	1	3.9
10. Reed King-VMI	JR	10	1	1	0	100.0	18	0	1.8

TOTAL OFFENSE	Class	G	Rush	Pass	Plays	Total	Yds./G
1. Devlin Hodges-SAM	SR	11	313	4283	640	4596	417.8
2. Tyrie Adams-WCU	JR	11	1006	2417	494	3423	311.2
3. Nick Tiano-UTC	JR	11	239	2699	463	2938	267.1
4. Reece Udinski-VMI	SO	11	-183	3066	600	2883	262.1
5. Austin Herink-ETSU	SR	11	174	1825	338	1999	181.7
6. Harris Roberts-FUR	SR	8	147	1092	158	1239	154.9
7. Joe Newman-WOF	JR	13	533	1070	275	1603	123.3
8. Tyray Devezin-MER	SO	11	949	0	164	949	86.3
9. Quay Holmes-ETSU	FR	12	928	0	205	928	77.3
10. Tee Mitchell-MER	SR	9	685	0	126	685	76.1

RECEPTIONS	Class	G	Rec.	Yards	TD	Long	Avg/C	Avg/G	Rec/G
1. Kelvin McKnight-SAM	SR	11	100	1453	9	73	14.5	132.1	9.1
2. Kris Thornton-VMI	SO	11	87	998	4	67	11.5	90.7	7.9
3. Bryce Nunnally-UTC	SO	11	79	1237	7	89	15.7	112.5	7.2
4. Chris Shelling-SAM	JR	11	63	688	9	35	10.9	62.5	5.7
5. Javeon Lara-VMI	JR	10	53	814	7	72	15.4	81.4	5.3
6. Nate Mullen-WCU	JR	11	55	600	2	37	10.9	54.5	5.0
7. Marquise Irvin-MER	SR	11	54	814	5	42	15.1	74.0	4.9
8. Wil Young-UTC	SR	11	46	524	4	63	11.4	47.6	4.2
9. Tyrell Price-UTC	JR	11	42	278	1	30	6.6	25.3	3.8
10. Joseph Parker-UTC	SR	11	40	437	2	46	10.9	39.7	3.6

RECEIVING YARDS	Class	G	Rec.	Yards	TD	Long	Rec/G	Avg/C	Avg/G
1. Kelvin McKnight-SAM	SR	11	100	1453	9	73	9.1	14.5	132.1
2. Bryce Nunnally-UTC	SO	11	79	1237	7	89	7.2	15.7	112.5
3. Kris Thornton-VMI	SO	11	87	998	4	67	7.9	11.5	90.7
4. Javeon Lara-VMI	JR	10	53	814	7	72	5.3	15.4	81.4
5. Marquise Irvin-MER	SR	11	54	814	5	42	4.9	15.1	74.0
6. Chris Shelling-SAM	JR	11	63	688	9	35	5.7	10.9	62.5
7. Jordan Mathis-WCU	SR	11	38	602	1	58	3.5	15.8	54.7
8. Nate Mullen-WCU	JR	11	55	600	2	37	5.0	10.9	54.5
9. Daquan Patten-WCU	SO	11	39	567	5	51	3.5	14.5	51.5
10. Jakob Herres-VMI	FR	9	27	429	5	32	3.0	15.9	47.7

ALL PURPOSE	Class	G	Rush	Rcv.	PR	KR	Yards	Avg./G
1. Kelvin McKnight-SAM	SR	11	0	1453	188	0	1641	149.2
2. Quay Holmes-ETSU	FR	12	928	279	0	273	1480	123.3
3. Bryce Nunnally-UTC	SO	11	-7	1237	0	0	1230	111.8
4. Jacob Saylors-ETSU	FR	11	615	219	0	371	1205	109.5
5. Connell Young-WCU	JR	9	529	334	0	0	863	95.9
6. Tyray Devezin-MER	SO	11	949	97	0	0	1046	95.1
7. Devin Wynn-FUR	SO	10	722	130	0	74	926	92.6
8. Tyrie Adams-WCU	JR	11	1006	10	0	0	1016	92.4
9. Kris Thornton-VMI	SO	11	0	998	0	0	998	90.7
10. Tee Mitchell-MER	SR	9	685	126	0	-2	809	89.9

PASSING EFFICIENCY	Class	G	Att.	Comp.	Int.	Pct.	Yards	TD	Eff.
1. Harris Roberts-FUR	SR	8	75	109	2	68.8	1092	11	182.6
2. Devlin Hodges-SAM	SR	11	388	550	16	70.5	4283	32	149.3
3. Tyrie Adams-WCU	JR	11	188	300	6	62.7	2417	16	143.9
4. Miller Mosley-WOF	SO	13	18	36	3	50.0	343	2	131.7
5. Nick Tiano-UTC	JR	11	233	378	6	61.6	2699	15	131.5
6. Joe Newman-WOF	JR	13	88	145	7	60.7	1070	8	131.2
7. Austin Herink-ETSU	SR	11	156	264	8	59.1	1825	6	118.6
8. Reece Udinski-VMI	SO	11	301	523	16	57.6	3066	20	113.3

PUNTING	Class	G	Punt	Yards	Long	Avg.
1. Matthew Campbell-CIT	FR	11	51	2264	68	44.4
2. Luke Carter-WOF	JR	13	44	1917	63	43.6
3. Matt Shiel-MER	SR	11	52	2265	60	43.6
4. Grayson Atkins-FUR	SO	10	47	2011	81	42.8
5. Ian Berryman-WCU	SR	10	38	1574	58	41.4
6. Reed King-VMI	JR	10	51	2048	65	40.2
7. Marion Watson-ETSU	SR	12	58	2292	55	39.5
8. Colin Brewer-UTC	JR	11	46	1793	54	39.0
9. Bradley Porcellato-SAM	FR	9	23	838	46	36.4

SCORING	Class	G	TD	XPT	FG	2XP	Points	Pts./G
1. Mitchell Fineran-SAM	FR	11	0	13	50	0	89	8.1
2. Will Horton-WCU	SO	11	0	17	36	0	87	7.5
3. Quay Holmes-ETSU	FR	12	15	0	0	0	90	7.9
JJ Jerman-ETSU	SR	12	0	19	33	0	90	7.5
5. Cole Fisher-MER	SR	11	0	12	40	0	76	6.9
6. Jacob Godek-CIT	JR	11	0	11	41	0	74	6.7
7. Luke Carter-WOF	JR	13	0	12	48	0	84	6.5
8. Grayson Atkins-FUR	SO	10	0	11	29	0	62	6.2
9. Victor Ulmo-UTC	SO	11	0	13	25	0	64	5.8
10. Andre Stoddard-WOF	SR	12	11	0	0	0	66	5.5

TOUCHDOWNS	Class	G	TD	Rush	Pass	Ret	PAT	Points	Pts./G
1. Quay Holmes-ETSU	FR	12	15	13	2	0	0	90	7.5
2. Andre Stoddard-WOF	SR	12	11	11	0	0	0	66	5.5
3. Quan Myers-VMI	JR	11	10	9	1	0	0	60	5.5
Tyrie Adams-WCU	JR	11	10	10	0	0	0	60	5.5
Tyrell Price-UTC	JR	11	10	9	1	0	0	60	5.5
6. DeMarcus Ware-SAM	FR	10	9	7	2	0	0	54	5.4
7. Tyray Devezin-MER	SO	11	9	8	1	0	0	54	4.9
Chris Shelling-SAM	JR	11	9	0	9	0	0	54	4.9
Kelvin McKnight-SAM	SR	11	9	0	9	0	0	54	4.9
10. Tee Mitchell-MER	SR	9	7	6	1	0	0	42	4.7

KICK SCORING		Class	G	PATs	FGs	Points	Pts./G
1. Mitchell Fineran-SAM	FR	11	50-50	13-17	89	8.1	
2. Will Horton-WCU	SO	11	36-37	17-22	87	7.9	
3. JJ Jerman-ETSU	SR	12	33-33	19-23	90	7.5	
4. Cole Fisher-MER	SR	11	40-40	12-16	76	6.9	
5. Jacob Godek-CIT	JR	11	41-41	11-13	74	6.7	
6. Luke Carter-WOF	JR	13	48-48	12-16	84	6.5	
7. Grayson Atkins-FUR	SO	10	29-33	11-13	62	6.2	
8. Victor Ulmo-UTC	SO	11	25-26	13-19	64	5.8	
9. Reed King-VMI	JR	10	11-12	2-4	17	1.7	
10. Tommy Smith-VMI	SR	11	2-2	0-0	2	0.2	

FIELD GOALS		Class	G	FG	FGA	Pct.	FG/G
1. JJ Jerman-ETSU	SR	12	19	23	82.6	1.58	
2. Will Horton-WCU	SO	11	17	22	77.3	1.55	
3. Mitchell Fineran-SAM	FR	11	13	17	76.5	1.18	
Victor Ulmo-UTC	SO	11	13	19	68.4	1.18	
5. Grayson Atkins-FUR	SO	10	11	13	84.6	1.10	
6. Cole Fisher-MER	SR	11	12	16	75.0	1.09	
7. Jacob Godek-CIT	JR	11	11	13	84.6	1.00	
8. Luke Carter-WOF	JR	13	12	16	75.0	0.92	
9. Reed King-VMI	JR	10	2	4	50.0	0.20	

PAT KICKING PCT.		Class	G	Made	Att.	Pct.
1. Mitchell Fineran-SAM	FR	11	50	50	100.0	
Luke Carter-WOF	JR	13	48	48	100.0	
Jacob Godek-CIT	JR	11	41	41	100.0	
Cole Fisher-MER	SR	11	40	40	100.0	
JJ Jerman-ETSU	SR	12	33	33	100.0	
6. Will Horton-WCU	SO	11	36	37	97.3	
7. Victor Ulmo-UTC	SO	11	25	26	96.2	
8. Grayson Atkins-FUR	SO	10	29	33	87.9	

KICK RETURN AVG.		Class	G	KOR	Yards	TD	Long	Avg.
1. Dejuan Bell-FUR	FR	10	19	489	1	97	25.7	
2. Jacob Saylor-ETSU	FR	11	17	371	0	32	21.8	
3. Mason Dermott-VMI	SR	6	16	365	0	49	22.8	
4. Stephen Houzah-MER	SR	11	12	355	0	91	29.6	
5. Korey Bridy-VMI	FR	10	17	298	0	27	17.5	
6. Rod Johnson-CIT	JR	4	11	281	1	94	25.5	
7. Quay Holmes-ETSU	FR	12	10	273	0	69	27.3	
8. Raleigh Webb-CIT	SO	11	12	247	1	77	20.6	
9. David Durden-MER	FR	11	8	221	1	95	27.6	
10. Joseph Parker-UTC	SR	11	12	208	0	29	17.3	

TACKLES		Class	G	Pos.	Solo	Assist	Total	Avg./G	Sack
1. Mitchell Chancey-WCU	SR	11	LB	68	67	135	12.3	2.0	
2. Elijah McKoy-FUR	SO	10	LB	50	41	91	9.1	2.0	
3. Marshall Cooper-UTC	JR	11	LB	46	52	98	8.9	2.5	
4. Ty Harris-WCU	FR	10	LB	46	41	87	8.7	2.0	
5. Aaron Harris-SAM	SR	11	LB	54	40	94	8.5	0.5	
Marvin Tillman-WCU	SR	11	DB	59	35	94	8.5	0.0	
Will Coneway-MER	JR	11	LB	45	49	94	8.5	1.0	
8. Michael Murphy-WCU	SO	11	DB	40	52	92	8.4	1.5	
9. A.J. Smith-VMI	SO	11	DB	55	35	90	8.2	1.0	
Elliott Brewster-VMI	SO	11	LB	41	49	90	8.2	0.5	
11. Dylan Weigel-ETSU	SR	12	LB	37	58	95	7.9	2.0	
12. Malique Fleming-MER	SO	10	DB	47	30	77	7.7	0.0	
13. Jordan Willis-FUR	JR	10	DB	23	52	75	7.5	0.5	
14. Donavan Perryman-FUR	JR	10	LB	28	46	74	7.4	1.0	
15. Ethan Caselberry-VMI	FR	11	LB	43	38	81	7.4	0.5	
16. Willie Eubanks III-CIT	SO	11	LB	40	40	80	7.3	4.5	
Jared Folks-ETSU	SR	11	LB	36	44	80	7.3	6.0	
18. Isaiah Mack-UTC	SR	11	DL	39	39	78	7.1	8.5	
19. Uzoma Kpaduwa-VMI	SR	11	DB	46	31	77	7.0	2.0	
20. Jeremy Lewis-ETSU	JR	12	DB	53	24	77	6.4	0.0	
21. Jacques Williams-WCU	SR	10	LB	34	28	62	6.2	4.0	
Derek Mahaffey-UTC	SR	10	DL	34	28	62	6.2	1.5	
23. Blake Bockrath-ETSU	SO	11	LB	31	37	68	6.2	1.5	
24. Eric Jackson-MER	JR	9	DB	24	31	55	6.1	0.0	
25. Noah Dawkins-CIT	SR	11	LB	46	20	66	6.0	5.5	
26. Tyree Robinson-ETSU	SO	12	DB	47	24	71	5.9	0.0	
27. Bryan Okeh-FUR	JR	10	DB	27	28	55	5.5	0.0	
28. Brett Howell-VMI	FR	11	LB	28	32	60	5.5	1.0	
29. LeMarkus Bailey-MER	SR	11	LB	39	20	59	5.4	1.0	

30. Harrison Poole-MER	SO	9	DB	36	10	46	5.1	0.0
------------------------	----	---	----	----	----	----	-----	-----

INTERCEPTIONS		Class	G	Int.	Yards	TD	Long	Int./G
1. Tyree Robinson-ETSU	SO	12	6	95	1	42	0.50	
2. Kareem Orr-UTC	SR	11	4	67	0	29	0.36	
3. Brandon Dowdell-UTC	SO	10	3	67	0	50	0.30	
4. Michael Murphy-WCU	SO	11	3	128	1	70	0.27	
Collin Loftis-VMI	FR	11	3	76	0	54	0.27	
Aron Spann III-CIT	SR	11	3	0	0	0	0.27	
7. George Gbese-WOF	JR	12	3	78	0	66	0.25	
8. Mason Alstatt-WOF	JR	13	3	61	0	33	0.23	
JoJo Tillery-WOF	SR	13	3	23	0	20	0.23	
10. Nick Barton-SAM	JR	9	2	-2	0	0	0.22	

SACKS		Class	G	Pos.	Solo	Assist	Yards	Total	Avg./G
1. Adrian Hope-FUR	FR	10	LB	14	2	65	15.0	1.50	
2. Isaiah Mack-UTC	SR	11	DL	6	5	62	8.5	0.77	
3. Jason Maduafokwa-ETSU	JR	12	DL	6	1	51	6.5	0.54	
4. Nasir Player-ETSU	JR	11	DL	5	2	42	6.0	0.55	
Jared Folks-ETSU	SR	11	LB	5	2	41	6.0	0.55	
6. Noah Dawkins-CIT	SR	11	LB	4	3	43	5.5	0.50	
7. Ahmad Gooden-SAM	SO	10	DL	5	1	36	5.5	0.55	
8. Devonsha Maxwell-UTC	FR	9	DL	5	1	34	5.5	0.61	
9. Miles Brown-WOF	SR	12	DL	3	3	30	5.5	0.46	
10. Solomon Clark-WCU	SR	9	DL	5	0	49	5.0	0.56	

TACKLES FOR LOSS		Class	G	Pos.	Solo	Assist	Yards	Total	Avg./G
1. Adrian Hope-FUR	FR	10	LB	15	3	67	16.5	1.65	
2. Ahmad Gooden-SAM	SR	10	DL	14	2	59	15.0	1.50	
3. Dylan Weigel-ETSU	SR	12	LB	9	10	37	14.0	1.17	
4. Joseph Randolph II-CIT	JR	11	DL	11	6	40	14.0	1.27	
5. Noah Dawkins-CIT	SR	11	LB	11	5	67	13.5	1.23	
6. Jason Maduafokwa-ETSU	JR	12	DL	10	4	68	12.0	1.00	
Nasir Player-ETSU	JR	11	DL	9	4	54	11.0	1.00	
Isaiah Mack-UTC	SR	11	DL	8	6	66	11.0	1.00	
9. Zack Yancey-ETSU	SO	12	LB	9	3	43	10.5	0.88	
10. Jared Folks-ETSU	SR	11	LB	7	5	51	9.5	0.86	

FUMBLES FORCED		Class	G	Number	Avg./G
1. Adrian Hope-FUR	FR	10	5	0.50	
2. Jarquavius Wortham-WCU	JR	9	3	0.33	
3. Nasir Player-ETSU	JR	11	3	0.27	
4. Elijah McKoy-FUR	SO	10	2	0.20	
Ronald Peterkin-CIT	SR	10	2	0.20	
Malique Fleming-MER	SO	10	2	0.20	
7. LeMarkus Bailey-MER	SR	11	2	0.18	
Tre'Shun Floyd-SAM	SO	11	2	0.18	
Russell Hubbs-CIT	SR	11	2	0.18	
Marshall Cooper-UTC	JR	11	2	0.18	

FUMBLES RECOVERED		Class	G	Number	Avg./G
1. Eric Jackson-MER	JR	9	2	0.22	
2. Jacques Williams-WCU	SR	10	2	0.20	
Chinedu Okonya-FUR	SR	10	2	0.20	
Ahmad Gooden-SAM	SR	10	2	0.20	
5. Michael Murphy-WCU	SO	11	2	0.18	
Willie Eubanks III-CIT	SO	11	2	0.18	
Darius Harvey-SAM	SR	11	2	0.18	
Tremond Ferrell-ETSU	SR	11	2	0.18	
D.J. Jackson-UTC	SO	11	2	0.18	
10. Jason Maduafokwa-ETSU	JR	12	2	0.17	

PASSES DEFENDED		Class	G	Brup	Int.	Total	Avg./G
1. Tyree Robinson-ETSU	SO	12	9	6	15	1.25	
2. Ronald Kent, Jr.-WCU	FR	11	12	0	12	1.09	
3. Karon Delince-ETSU	SO	12	11	1	12	1.00	
Jeremy Lewis-ETSU	JR	12	11	1	12	1.00	
5. Kareem Orr-UTC	SR	11	6	4	10	0.91	
LeMarkus Bailey-MER	SR	11	9	1	10	0.91	
7. Brandon Dowdell-UTC	SO	10	6	3	9	0.90	
8. Kaleb Tucker-VMI	JR	11	8	1	9	0.82	
Collin Loftis-VMI	FR	11	6	3	9	0.82	
10. Khafari Buffalo-CIT	JR	9	6	1	7	0.78	

2018 SOUTHERN CONFERENCE STATS

SOUTHERN CONFERENCE CHAMPIONS 2003 2007-2010-2012-2017 2018

SCORING OFFENSE	G	TD	XP	2XP	DXP	FG	SafetyPoints	Avg.
1. Samford	11	55	13	54	0	0	0	423 38.5
2. Western Carolina	11	43	17	38	0	0	0	347 31.5
3. Mercer	11	43	12	41	0	0	1	337 30.6
4. The Citadel	11	42	11	41	0	0	1	328 29.8
5. Wofford	13	50	12	49	0	0	0	385 29.6
6. Furman	10	35	11	29	0	0	0	272 27.2
7. ETSU	12	36	19	33	2	0	1	312 26.0
8. VMI	11	36	4	23	2	0	1	257 23.4
9. Chattanooga	11	28	13	25	1	0	1	236 21.5

SCORING DEFENSE	G	TD	XP	2XP	DXP	FG	SafetyPoints	Avg.
1. Wofford	13	32	8	31	0	0	0	247 19.0
2. Chattanooga	11	29	10	27	0	0	0	231 21.0
3. Samford	11	35	15	31	1	0	1	290 26.4
4. ETSU	12	40	13	36	0	0	1	317 26.4
5. Furman	10	36	10	34	0	0	1	282 28.2
6. The Citadel	11	43	12	37	1	0	0	333 30.3
7. Mercer	11	47	10	39	2	0	1	357 32.5
8. Western Carolina	11	59	13	52	2	0	1	451 41.0
9. VMI	11	71	11	69	0	0	1	530 48.2

TOTAL OFFENSE	G	Rush	Pass	Plays	Yards	Avg./P	TD	Yds./G
1. Samford	11	1355	4320	887	5675	6.4	54	515.9
2. Western Carolina	11	2296	2813	811	5109	6.3	41	464.5
3. Wofford	13	4051	1502	854	5553	6.5	49	427.2
4. Mercer	11	1637	2541	685	4178	6.1	41	379.8
5. VMI	11	641	3411	897	4052	4.5	34	368.4
6. The Citadel	11	3120	921	773	4041	5.2	37	367.4
7. ETSU	12	1846	2482	792	4328	5.5	32	360.7
8. Furman	10	2034	1494	652	3528	5.4	33	352.8
9. Chattanooga	11	1082	2701	702	3783	5.4	27	343.9

TOTAL DEFENSE	G	Rush	Pass	Plays	Yards	Avg.	TD	Yds./G
1. Wofford	13	1350	2607	806	3957	4.9	30	304.4
2. ETSU	12	1588	2626	840	4214	5.0	36	351.2
3. Chattanooga	11	1804	2217	779	4021	5.2	27	365.5
4. Samford	11	1857	2268	790	4125	5.2	34	375.0
5. The Citadel	11	1554	2785	675	4339	6.4	38	394.5
6. Furman	10	1578	2507	680	4085	6.0	33	408.5
7. Mercer	11	2423	2864	834	5287	6.3	44	480.6
8. Western Carolina	11	2514	2877	837	5391	6.4	56	490.1
9. VMI	11	2919	2687	837	5606	6.7	65	509.6

PASS OFFENSE	G	Att.	Comp.	Int.	Pct.	Yards	Avg.	TD	Yds./G
1. Samford	11	394	561	16	70.2	4320	7.7	34	392.7
2. VMI	11	332	585	19	56.8	3411	5.8	23	310.1
3. Western Carolina	11	225	365	8	61.6	2813	7.7	22	255.7
4. Chattanooga	11	234	379	6	61.7	2701	7.1	16	245.5
5. Mercer	11	178	326	8	54.6	2541	7.8	22	231.0
6. ETSU	12	211	379	14	55.7	2482	6.5	9	206.8
7. Furman	10	105	162	4	64.8	1494	9.2	14	149.4
8. Wofford	13	114	191	10	59.7	1502	7.9	11	115.5
9. The Citadel	11	50	111	5	45.0	921	8.3	5	83.7

PASS DEFENSE	G	Att.	Comp.	Int.	Pct.	Yards	Avg.	TD	Yds./G
1. Wofford	13	238	394	13	60.4	2607	6.6	18	200.5
2. Chattanooga	11	191	328	11	58.2	2217	6.8	12	201.5
3. Samford	11	189	330	10	57.3	2268	6.9	16	206.2
4. ETSU	12	236	401	15	58.9	2626	6.5	11	218.8
5. VMI	11	194	309	8	62.8	2687	8.7	24	244.3
6. Furman	10	206	327	4	63.0	2507	7.7	21	250.7
7. The Citadel	11	218	330	10	66.1	2785	8.4	20	253.2
8. Mercer	11	227	352	6	64.5	2864	8.1	28	260.4
9. Western Carolina	11	224	350	12	64.0	2877	8.2	24	261.5

PASSING EFFICIENCY	G	Att.	Comp.	Pct.	Int.	Yards	TD	Effic.
1. Furman	10	105	162	4	64.8	1494	14	165.9
2. Samford	11	394	561	16	70.2	4320	34	149.2
3. Western Carolina	11	225	365	8	61.6	2813	22	141.9
4. Mercer	11	178	326	8	54.6	2541	22	137.4
5. Wofford	13	114	191	10	59.7	1502	11	134.3
6. Chattanooga	11	234	379	6	61.7	2701	16	132.4
7. The Citadel	11	50	111	5	45.0	921	5	120.6
8. VMI	11	332	585	19	56.8	3411	23	112.2
9. ETSU	12	211	379	14	55.7	2482	9	111.1

RUSHING OFFENSE	G	Att.	Yards	Avg.	TD	Yds./G
1. Wofford	13	663	4051	6.1	38	311.6
2. The Citadel	11	662	3120	4.7	32	283.6
3. Western Carolina	11	446	2296	5.1	19	208.7
4. Furman	10	490	2034	4.2	19	203.4
5. ETSU	12	413	1846	4.5	23	153.8
6. Mercer	11	359	1637	4.6	19	148.8
7. Samford	11	326	1355	4.2	20	123.2
8. Chattanooga	11	323	1082	3.3	11	98.4
9. VMI	11	312	641	2.1	11	58.3

RUSHING DEFENSE	G	Rushes	Yards	Avg.	TD	Yds./G
1. Wofford	13	412	1350	3.3	12	103.8
2. ETSU	12	439	1588	3.6	25	132.3
3. The Citadel	11	345	1554	4.5	18	141.3
4. Furman	10	353	1578	4.5	12	157.8
5. Chattanooga	11	451	1804	4.0	15	164.0
6. Samford	11	460	1857	4.0	18	168.8
7. Mercer	11	482	2423	5.0	16	220.3
8. Western Carolina	11	487	2514	5.2	32	228.5
9. VMI	11	528	2919	5.5	41	265.4

KICKOFF RETURNS	G	Ret.	Yards	TD	Avg.
1. Mercer	11	23	588	1	25.6
2. Furman	10	25	598	1	23.9
3. ETSU	12	34	803	0	23.6
4. The Citadel	11	33	725	2	22.0
5. VMI	11	38	717	0	18.9
6. Wofford	13	22	393	0	17.9
7. Samford	11	16	285	0	17.8
8. Western Carolina	11	23	390	0	17.0
9. Chattanooga	11	13	208	0	16.0

PUNTING	G	No.	Yards	Avg./P	PR	Avg.	TB	Net/Punt
1. Mercer	11	53	2265	42.7	74	1.4	2	40.4
2. Wofford	13	48	2020	42.1	79	1.6	5	37.8
3. The Citadel	11	52	2264	43.5	149	2.9	7	37.3
4. Furman	10	47	2011	42.8	193	4.1	4	36.6
5. ETSU	12	61	2377	39.0	136	2.2	4	35.1
6. Samford	11	35	1279	36.5	26	0.7	2	34.4
7. Chattanooga	11	49	1823	37.2	176	3.6	0	33.6
8. Western Carolina	11	47	1795	38.2	257	5.5	4	30.6
9. VMI	11	62	2375	38.3	422	6.8	7	28.7

PUNT RETURNS	G	Ret.	Yards	TD	Avg.
1. Mercer	11	12	170	0	14.2
2. VMI	11	10	117	0	11.7
3. ETSU	12	13	132	1	10.2
4. Western Carolina	11	14	124	0	8.9
5. The Citadel	11	29	236	2	8.1
6. Furman	10	14	109	0	7.8
7. Samford	11	26	197	0	7.6
8. Wofford	13	17	62	0	3.6
9. Chattanooga	11	11	32	0	2.9

FIELD GOALS	G	Made	Att.	Pct.
1. Furman	10	11	13	.846
The Citadel	11	11	13	.846
3. ETSU	12	19	23	.826
4. Samford	11	13	17	.765
5. Wofford	13	12	16	.750
6. Mercer	11	12	16	.750
7. Western Carolina	11	17	23	.739
8. Chattanooga	11	13	21	.619
9. VMI	11	4	7	.571

PAT KICKING	G	Made	Att.	Pct.
1. Samford	11	54-54	1.000	
2. Mercer	11	41-41	1.000	
The Citadel	11	41-41	1.000	
ETSU	12	33-33	1.000	
5. Wofford	13	49-50	.980	
6. Western Carolina	11	38-39	.974	
7. Chattanooga	11	25-27	.926	
8. Furman	10	29-34	.853	
9. VMI	11	23-29	.793	

KICKOFF COVERAGE	G	No.	Yards	Avg.	Return	TB	Net.	Avg.
1. Samford	11	76	4280	56.3	766	13	42.0	
2. ETSU	12	61	3723	61.0	518	26	41.9	
3. Chattanooga	11	50	2760	55.2	591	6	40.4	
4. The Citadel	11	61	3529	57.9	529	22	40.2	
5. Furman	10	55	3332	60.6	421	29	39.7	
6. Wofford	13	73	4161	57.0	560	28	39.7	
7. Mercer	11	66	3670	55.6	722	14	39.4	
8. Western Carolina	11	66	3910	59.2	962	15	39.0	
9. VMI	11	51	2468	48.4	374	12	35.2	

TURNOVER MARGIN	G	-----Gained-----			-----Lost-----			Total Margin	Per/G
		Fum.	Int.	Total	Fum.	Int.	Total		
1. Chattanooga	11	9	11	20	8	6	14	+6	0.55
2. The Citadel	11	7	10	17	10	5	15	+2	0.18
3. ETSU	12	8	15	23	8	14	22	+1	0.08
4. Wofford	13	5	13	18	9	10	19	-1	-0.08
5. Western Carolina	11	8	12	20	13	8	21	-1	-0.09
Mercer	11	8	6	14	7	8	15	-1	-0.09
7. Furman	10	8	4	12	10	4	14	-2	-0.20
8. Samford	11	8	10	18	7	16	23	-5	-0.45
9. VMI	11	4	8	12	7	19	26	-14	-1.27

FIRST DOWNS	G	Rush	Pass	Penalty	Total	Avg/G
1. Samford	11	79	200	19	298	27.1
2. Wofford	13	194	59	20	273	21.0
3. Western Carolina	11	118	118	27	263	23.9
4. VMI	11	58	148	41	247	22.5
5. Mercer	11	75	118	22	215	19.5
6. ETSU	12	87	117	9	213	17.8
7. Chattanooga	11	62	109	29	200	18.2
8. The Citadel	11	148	36	14	198	18.0
9. Furman	10	114	65	11	190	19.0

OPPONENT FIRST DOWNS	G	Rush	Pass	Penalty	Total	Avg/G
1. Furman	10	82	109	14	205	20.5
The Citadel	11	75	113	17	205	18.6
3. Wofford	13	74	120	23	217	16.7
4. Chattanooga	11	98	104	22	224	20.4
5. Samford	11	96	102	28	226	20.5
6. ETSU	12	98	119	26	243	20.2
7. Mercer	11	120	121	19	260	23.6
8. Western Carolina	11	131	124	21	276	25.1
9. VMI	11	140	124	16	280	25.5

SACKS BY	G	Sacks	Yards
1. The Citadel	11	33	203
2. ETSU	12	32	220
3. Chattanooga	11	30	170
4. Furman	10	27	108
5. Western Carolina	11	23	176
6. Wofford	13	22	162
7. Samford	11	18	101
8. VMI	11	15	92
9. Mercer	11	12	87

SACKS AGAINST	G	Sacks	Yards
1. Wofford	13	9	61
The Citadel	11	9	51
3. Chattanooga	11	17	128
Samford	11	17	93
5. Furman	10	20	115
6. Mercer	11	24	158
7. Western Carolina	11	26	144
8. ETSU	12	30	156
9. VMI	11	50	324

INTERCEPTIONS	G	No.	Yards	TD	Avg.
1. ETSU	12	15	257	2	17.1
2. Wofford	13	13	237	1	18.2
3. Western Carolina	11	12	196	1	16.3
4. Chattanooga	11	11	284	1	25.8
5. Samford	11	10	89	0	8.9
The Citadel	11	10	59	1	5.9
7. VMI	11	8	199	2	24.9
8. Mercer	11	6	35	0	5.8
9. Furman	10	4	59	0	14.8

PENALTIES	G	No.	Yards	Avg./G
1. VMI	11	55	392	35.6
2. Furman	10	49	447	44.7
3. Wofford	13	65	615	47.3
4. Mercer	11	66	570	51.8
5. Chattanooga	11	70	614	55.8
6. Western Carolina	11	72	632	57.5
7. ETSU	12	71	690	57.5
8. Samford	11	67	638	58.0
9. The Citadel	11	64	678	61.6

OPPONENT PENALTIES	G	No.	Yards	Avg./G
1. VMI	11	84	841	76.5
2. Western Carolina	11	71	713	64.8
3. Mercer	11	73	701	63.7
4. Chattanooga	11	70	674	61.3
5. Samford	11	72	608	55.3
6. The Citadel	11	59	566	51.5
7. Furman	10	51	457	45.7
8. ETSU	12	58	395	32.9
9. Wofford	13	49	414	31.8

THIRD DOWN CONVERSIONS	G	Conv.	Att.	Pct.
1. Samford	11	70	150	46.7
2. The Citadel	11	76	181	42.0
3. Furman	10	55	134	41.0
4. Western Carolina	11	62	153	40.5
5. Chattanooga	11	59	150	39.3
6. Wofford	13	61	156	39.1
7. ETSU	12	61	166	36.7
8. Mercer	11	47	130	36.2
9. VMI	11	62	186	33.3

OPPT THIRD DOWN CONVERSIONS	G	Conv.	Att.	Pct.
1. Wofford	13	57	172	33.1
2. The Citadel	11	44	125	35.2
3. Samford	11	62	162	38.3
4. Furman	10	51	131	38.9
5. Chattanooga	11	64	163	39.3
6. ETSU	12	69	169	40.8
7. Western Carolina	11	67	149	45.0
8. Mercer	11	76	164	46.3
9. VMI	11	75	153	49.0

FOURTH DOWN CONVERSIONS	G	Conv.	Att.	Pct.
1. Mercer	11	8	10	80.0
2. Furman	10	9	13	69.2
3. Western Carolina	11	11	17	64.7
4. ETSU	12	10	16	62.5
5. The Citadel	11	23	38	60.5
6. Samford	11	14	25	56.0
7. Wofford	13	9	19	47.4
8. VMI	11	21	45	46.7
9. Chattanooga	11	7	16	43.8

OPPT FOURTH DOWN CONVERSIONS	G	Conv.	Att.	Pct.
1. The Citadel	11	6	14	42.9
2. ETSU	12	9	20	45.0
3. Furman	10	11	24	45.8
4. Wofford	13	14	28	50.0
Samford	11	10	20	50.0
6. Chattanooga	11	15	27	55.6
7. VMI	11	9	16	56.2
8. Western Carolina	11	13	22	59.1
9. Mercer	11	19	32	59.4

TIME OF POSSESSION	G	Total Time	Avg./G
1. Wofford	13	432:07	33:14
2. The Citadel	11	363:17	33:01
3. Furman	10	324:57	32:29
4. ETSU	12	366:33	30:32
5. Chattanooga	11	335:27	30:29
6. Samford	11	306:53	27:53
7. Western Carolina	11	304:11	27:39
8. Mercer	11	302:21	27:29
9. VMI	11	289:39	26:19

SOCON COACHES

Offensive Player of the Year – Devlin Hodges, Samford, QB
 Defensive Player of the Year – Isaiah Mack, Chattanooga, DL
 Freshman of the Year – Quay Holmes, ETSU, RB
 Jacobs Blocking Award – Matt Pyke, ETSU, Sr., OL
 Coach of the Year – Randy Sanders, ETSU

First team offense

QB Devlin Hodges, Samford
 RB Quay Holmes, ETSU
RB Andre Stoddard, Wofford
 OL Tyler Davis, The Citadel
 OL Matt Pyke, ETSU
 OL Bo Layton, Furman
 OL Zach Weeks, Western Carolina
OL Justus Basinger, Wofford
 TE Owen Cosenke, Western Carolina
 WR Kelvin McKnight, Samford
 WR Bryce Nunnally, Chattanooga

First team defense

DL Nasir Player, ETSU
 DL Ahmad Gooden, Samford
 DL Isaiah Mack, Chattanooga
DL Miles Brown, Wofford
 LB Noah Dawkins, The Citadel
 LB Jared Folks, ETSU
 LB Dylan Weigel, ETSU
 DB Aron Spann III, The Citadel
 DB Tyree Robinson, ETSU
 DB Brandon Dowdell, Chattanooga
 DB Kareem Orr, Chattanooga

First team special teams

PK Grayson Atkins, Furman
 P Matthew Campbell, The Citadel
 RS Dejuan Bell, Furman

Second team offense

QB Tyrie Adams, Western Carolina
 RB Tee Mitchell, Mercer
RB Lennox McAfee, Wofford
 OL Andy Godwin, Furman
 OL Austin Sanders, Mercer
 OL Antwan Johnson, Samford
 OL Noah Ramsey, Chattanooga
 OL Cole Strange, Chattanooga
 TE Evan Wick, ETSU
 WR Marquise Irvin, Mercer
 WR Chris Shelling, Samford

Second team defense

DL Joseph Randolph II, The Citadel
 DL Tremond Ferrell, ETSU
 DL Jaylan Reid, Furman
 DL Derek Mahaffey, Chattanooga
DL Thad Mangum, Wofford
 LB Adrian Hope, Furman
 LB LeMarkus Bailey, Mercer
 LB Aaron Harris, Samford
 LB Marshall Cooper, Chattanooga
 DB Jeremy Lewis, ETSU
 DB Aaquil Annoor, Furman
 DB Marvin Tillman, Western Carolina
DB JoJo Tillery, Wofford

Second team special teams

PK JJ Jerman, ETSU
P Luke Carter, Wofford
 RS Rohan Martin, VMI



DL Miles Brown (top) was named All-SoCon First Team by the coaches and media. OL Ross Demmel (below) was named All-SoCon First Team by the coaches and media.



All-Freshman Offense

Haden Haas, The Citadel
 Clay Harris, The Citadel
 Quay Holmes, ETSU
 Jacob Saylor, ETSU
 Tremond Shorts, ETSU
 Corey Watkins, Furman
 David Durden, Mercer
 Robert Riddle, Mercer
 DeMarcus Ware, Samford
 Marshall Gill, VMI
 Jakob Herres, VMI

All-Freshman Defense

Chris Beverly, The Citadel
 Mason Kinsey, The Citadel
 Adrian Hope, Furman
 Nathan East, Samford
 Nelson Jordan, Samford
 Jordan Montgomery, Samford
 Devonsha Maxwell, Chattanooga
 Ethan Caselberry, VMI
 Brett Howell, VMI
 Colin Loftis, VMI
 Ronald Kent Jr., Western Carolina

All-Freshman Special Teams

Matthew Campbell, The Citadel
 Quay Holmes, ETSU
 Dejuan Bell, Furman
 Mitchell Fineran, Samford

SOCON SPORTS MEDIA ASSOCIATION

Roy M. "Legs" Hawley Offensive Player of the Year – Devlin Hodges, Samford, QB
 Defensive Player of the Year – Isaiah Mack, Chattanooga, DL
 Freshman of the Year – Quay Holmes, ETSU, RB
 Wallace Wade Coach of the Year – Randy Sanders, ETSU

First team offense

QB Devlin Hodges, Samford
 RB Quay Holmes, ETSU
RB Andre Stoddard, Wofford
 OL Tyler Davis, The Citadel
 OL Matt Pyke, ETSU
 OL Austin Sanders, Mercer
 OL Zach Weeks, Western Carolina
OL Michael Ralph, Wofford
OL Justus Basinger, Wofford
 TE Owen Cosenke, Western Carolina
 WR Kelvin McKnight, Samford
 WR Bryce Nunnally, Chattanooga

First team defense

DL Joseph Randolph II, The Citadel
 DL Nasir Player, ETSU
 DL Ahmad Gooden, Samford
 DL Isaiah Mack, Chattanooga
DL Miles Brown, Wofford
 LB Dylan Weigel, ETSU
 LB Adrian Hope, Furman
 LB Mitchell Chancey, Western Carolina
 DB Jeremy Lewis, ETSU
 DB Tyree Robinson, ETSU
 DB Kareem Orr, Chattanooga
 DB Marvin Tillman, Western Carolina
DB George Gbese, Wofford

First team special teams

PK Grayson Atkins, Furman
 P Matthew Campbell, The Citadel
 RS Dejuan Bell, Furman

Second team offense

QB Tyrie Adams, Western Carolina
 RB Tee Mitchell, Mercer
 RB Tyrell Price, Chattanooga
 OL Bo Layton, Furman
 OL Antwan Johnson, Samford
 OL Nick Nixon, Samford
OL Blake Jeresaty, Wofford
OL Josh Burger, Wofford
 TE Evan Wick, ETSU
 WR Marquise Irvin, Mercer
 WR Kris Thornton, VMI

Second team defense

DL Tremond Ferrell, ETSU
 DL Jaylan Reid, Furman
 DL Derek Mahaffey, Chattanooga
 DL Solomon Clark, Western Carolina
 LB Noah Dawkins, The Citadel
 LB Jared Folks, ETSU
 LB Marshall Cooper, Chattanooga
 DB Aron Spann III, The Citadel
 DB Aaquil Annoor, Furman
 DB Malique Fleming, Mercer
 DB Brandon Dowdell, Chattanooga
 DB A.J. Smith, VMI

Second team special teams

PK JJ Jerman, ETSU
P Luke Carter, Wofford
 RS Quay Holmes, ETSU

ALL-AMERICANS

ASSOCIATED PRESS LITTLE ALL-AMERICA

- 1942 Aubrey Faust, E (1st)
- 1947 Ken DuBard, T (1st)
- 1948 Jim Clary, G (2nd)
Doug Loveday, DE (3rd)
- 1949 Elby Hammett, T (1st)
Harvey Moyer, C (3rd)
Vernon Quick, G (3rd)
Bob Prevatte, B (HM)
Sammy Sewell, B (HM)
- 1951 Jack Beeler, QB (1st)
- 1952 Jack Abell, E (2nd)
- 1953 Alf McGinnis, G (HM)
Joe Hazle, HB (3rd)
- 1954 Joe Hazle, B (3rd)
Bob McCully, T (HM)
- 1956 George Rice, T (3rd)
- 1957 Charlie Bradshaw, QB (1st)
Jerry Richardson, E (3rd)
Roger Hagy (HM)
Frank DePrete, HB (HM)
Jim Rampey, G (HM)
- 1958 Jerry Richardson, E (2nd)
- 1961 Dan Lewis, G (1st)
- 1965 Don Williams, T
- 1966 Don Williams, DE (2nd)
- 1967 Ted Phelps, RB (HM)
- 1968 Sidney Allred, LB
- 1970 Sterling Allen, G (2nd)
Skip Corn, WR
- 1973 Coy Gibson, OG (3rd)
- 1974 Coy Gibson, OG (3rd)

ASSOCIATED PRESS

COLLEGE DIVISION ALL-AMERICA

- 1979 Keith Kinard, OG (HM)
Lenny Best, RB (HM)

ASSOCIATED PRESS

DIVISION II ALL-AMERICA

- 1991 Shawn Graves, QB (2nd-AP)

ASSOCIATED PRESS

DIVISION I-AA/FCS ALL-AMERICA

- 1997 Dan Williams, OL (1st)
- 2000 Brian Bodor, DL (2nd)
- 2002 Anthony Jones, DL (2nd)
- 2003 Eric Deutsch, OL (1st)
Matt Nelson, FS (1st)
Bobby Gibbs, OL (3rd)
- 2004 Eric Deutsch, OL (1st)
Lee Basinger, DL (1st)
- 2005 Katon Bethay, DL (3rd)
- 2008 Derek Wooten, OL (3rd)
- 2010 Eric Breitenstein, FB (2nd)
Pat Illig, OL (2nd)
Ameet Pall, DL (2nd)
- 2011 Eric Breitenstein, FB (1st)
Nate Page, OL (2nd)
- 2012 Eric Breitenstein, FB (1st)
- 2013 Jared Singleton, OL (3rd)
- 2016 Lorenzo Long, FB (3rd)
Anton Wahrby, OL (3rd)
- 2017 Ross Demmel, OL (3rd)

NAIA ALL-AMERICA

- 1957 Jerry Richardson, E (2nd)

ASSOCIATED PRESS LITTLE ALL-AMERICA

- 1961 Dan Lewis, G (2nd)
- 1964 Archie Black, DB (2nd)
- 1965 Don Williams, DT (1st)
- 1966 Don Williams, DE (2nd)
- 1969 Sidney Allred, LB (2nd)
Sterling Allen, C (2nd)
Ronny Wilson, MG (1st)
Jim Johnson, DB (HM)
Skip Corn, E (HM)
Bill Reese, C (HM)
- 1970 Ronny Wilson, MG (2nd)
- 1971 Tom Bower, DE (HM)
- 1972 Hugh Swingle, DT (HM)
- 1973 Coy Gibson, G (HM)
- 1974 Coy Gibson, G (1st)
- 1977 Jeff Davis, LB (2nd)
Bobby Jones, OG (HM)
Scott Wilkins, C (HM)
- 1978 Rick Cloninger, QB (HM)
Mitchell Gainey, HB (HM)
- 1979 Keith Kinard, OG (1st)
Lenny Best, RB (HM)
- 1980 Lenny Best, RB (HM)
Kirk Breland, DT (HM)
John Kornegay, DE (HM)
Tony Painter, CB (HM)
- 1981 James Meadors, G (1st)
Chris Marshall, P (2nd)
Tim Renfrow, DB (HM)
Kirk Breland, DT (HM)
- 1982 Lee Davis, OT (1st)
Tim Renfrow, DB (1st)
Jim Hanna, C (HM)
Mitch Stovall, G (HM)
Nate Woody, DE (HM)
Charlie Bradshaw, QB (HM)
Wade Lang, RB (HM)
Curtis Patterson, DB (HM)
- 1983 Jim Hanna, C (2nd)
Nate Woody, DE (HM)
- 1985 Shelly Mullis, T (HM)
Ken McKie, FB (HM)
- 1986 Steve Mabrey, WR (2nd)
Ken Beasley, DT (2nd)
Bret Masters, LB (HM)
- 1987 Bret Masters, LB (HM)

KODAK LITTLE ALL-AMERICA

- 1969 Sidney Allred, LB (HM)
- 1970 Sterling Allen, C (1st)
- 1971 Ronny Wilson, MG (2nd)
- 1979 Keith Kinard, OG (1st)
- 1991 Tom Colter, OT (DII)

WALTER CAMP ALL-AMERICA

- 2002 Anthony Jones, DL
- 2004 Eric Deutsch, OL
Lee Basinger, DL
- 2010 Ameet Pall, DE
- 2011 Nate Page, OL

TOM HARMON ALL-AMERICA


- 1950 Vernon Quick, G (1st)

WILLIAMSON ALL-AMERICA

- 1963 Todd Heldreth, QB (HM)



Sid Allred




Charlie Bradshaw




Don Williams



Dan Lewis



Aubrey Faust




Sterling Allen



Elby Hammett



Coy Gibson



James Meadors



Ronnie Wilson



Katon Bethay



Lee Basinger




Derek Wooten



Dan Williams



Jim Clary



Keith Kinard

**COLLEGE SPORTS REPORT.COM
ALL-AMERICA**

- 2003 Matt Nelson, DB (1st)
- Eric Deutsch, OL (2nd)
- 2004 Eric Deutsch, OL (HM)
- Lee Basinger, DL (HM)

**AMERICAN FOOTBALL COACHES
ASSOCIATION ALL-AMERICA**

- 1970 Sterling Allen, G
- 1979 Keith Kinard, OL
- 1990 David Wiley, OL
- 1991 Tom Colter, OL
- 1994 Brian Porzio, PK
- 2003 Matt Nelson, FS (1st)
- 2004 Lee Basinger, DL (1st)
- 2005 Katon Bethay, DL (1st)
- 2013 Jared Singleton, OL (1st)

SPORTS NETWORK ALL-AMERICA

- 1997 Dan Williams, OL (1st)
- 2000 Brian Bodor, DL (2nd)
- 2002 Anthony Jones, DE (1st)
- 2003 Eric Deutsch, OL (1st)
- Matt Nelson, DB (1st)
- Bobby Gibbs, OL (3rd)
- 2004 Eric Deutsch, OL (1st)
- Lee Basinger, DL (1st)
- 2005 Katon Bethay, DL (3rd)
- 2008 Dane Romero, RB (1st)
- Seth Goldwire, LB (HM)
- 2010 Eric Breitenstein, FB (1st)
- Pat Illg, OL (1st)
- Ameet Pall, DL (1st)
- 2011 Eric Breitenstein, FB (1st)
- Nate Page, OL (1st)
- Alvin Scioneaux, LB (3rd)
- 2012 Eric Breitenstein, FB (1st)

STATS FCS ALL-AMERICA

- 2016 David Marvin, K (1st)
- Lorenzo Long, FB (2nd)
- Anton Wahrby, OL (3rd)
- 2018 Andre Stoddard, FB (2nd)
- Miles Brown, DL (3rd)

I-AA.ORG ALL-STAR

- 2002 Anthony Jones, DT
- 2004 Eric Deutsch, OG (1st)

CSTV ALL-AMERICA

- 2003 Eric Deutsch, OL (1st)
- Bobby Gibbs, OL (2nd)

LINDY'S ALL I-AA TEAM

- 2005 Kevin Hodapp, OL

**C.M. FRANK SMALL
UNIVERSITY ALL-AMERICA**

- 1992 Shawn Graves, QB (2nd)
- 1994 Jody Padgett, OG

ALL-DIVISION I-AA INDEPENDENTS

- 1996 Trevor Ellison, ILB (2nd)
- Will Hunter, HB (HM)

**NATIONAL FOOTBALL GAZETTE
ALL-AMERICA**

- 1989 Shawn Graves, QB (HM)
- 1990 Tom Colter, G (2nd)

- Chuck Mozingo, DT (3rd)
- Shawn Graves, QB (HM)
- 1991 Tom Colter, G (1st)
- (OL of the Year)
- Hank Young, DE (1st)
- Aaron Allen, HB (HM)
- Shevelle Frazier, NG (HM)
- Shawn Graves, QB (HM)
- Wendell Jones, FS (HM)
- Brad McAbee, C (HM)
- Chad Starks, DB (HM)
- Jud Heldreth, P (HM)
- 1992 Brad McAbee, C (1st)
- Jud Heldreth, P (3rd)
- Byron Kilgore, LB (HM)
- Sean McGinley, FS (HM)
- Shawn Graves, QB (HM)
- 1993 Greg Hood, LG (3rd)
- Brian Porzio, PK (HM)
- 1994 Paul Humphries, DB (2nd)
- Brian Porzio, PK (2nd)
- Jody Padgett, G (HM)
- Lamond Smith, QB (HM)
- Andre Patrick, LB (HM)
- Chad Gabrich, NG (HM)
- 1995 Eric Daniell, FS (3rd)
- Mitch Flannery, NG (HM)
- 1997 Dan Williams, OL (1st)
- 1998 Tony Young, DB (3rd)
- 2000 Brian Bodor, DL (3rd)
- Travis Wilson, QB (HM)
- Darin Shelley, OL (HM)
- Nathan Fuqua, DL (HM)
- Darren Brown, PK (HM)
- 2001 Nathan Fuqua, DL (3rd)
- Eric Nash, OL (HM)
- Matt Nelson, DB (HM)
- Darren Brown, PK (HM)
- Jimmy Miner, P (HM)
- 2002 Anthony Jones, DL (1st)
- Matt Nelson, DB (1st)
- Nathan Fuqua, DL (1st)
- Eric Deutsch, OL (3rd)
- Jimmy Miner, P (HM)
- 2003 Eric Deutsch, OL (1st)
- Bobby Gibbs, OL (1st)
- Lee Basinger, DL (1st)
- Matt Nelson, DB (1st)
- Timmy Thrift, LB (2nd)
- 2004 Eric Deutsch, OL (3rd)
- 2005 Katon Bethay, DL (1st)
- 2006 Will Rutherford, OL (2nd)
- Justin Franklin, LB (3rd)

PHIL STEELE ALL-AMERICANS

- 2010 Eric Breitenstein, FB (1st)
- Pat Illg, OL (1st)
- Ameet Pall, DL (1st)
- 2011 Eric Breitenstein, FB (1st)
- Eric Eberhardt, DL (4th)
- Nate Page, OL (1st)
- Alvin Scioneaux, LB (3rd)
- 2012 Eric Breitenstein, FB (1st)
- Alvin Scioneaux, LB (4th)
- Ty Gregory, OL (4th)
- Jared Singleton, OL (4th)
- 2017 Andre Stoddard, FB (3rd)
- Ross Demmel, OL (4th)
- 2018 Andre Stoddard, FB (2nd)
- Miles Brown, DL (3rd)

SOUTHERN CONFERENCE HONORS

ALL-SOUTHERN CONFERENCE

- 1997 Dan Williams, C (1-C&M)
Tony Young, CB (2-C&M)
- 1998 Tony Young, CB (2-C&M)
- 1999 Travis Brightbill, TE (2-C&M)
Ben Dae, LB (2-C&M)
Nathan Fuqua, NT (2-C&M)
Eric Nash, OG (2-M)
- 2000 Greg Rhoads, C (2-C&M)
Eric Nash, G (1-C&M)
Darin Shelley, G (2-M)
Darren Brown, PK (2-M)
Brian Bodor, DT (1-M, 2-C)
Nathan Fuqua, DT (1-C, 2-M)
Jimmy Miner, P (2-C)
- 2001 Darren Brown, PK (1-C, 2-M)
Nathan Fuqua, DL (1-C&M)
Jimmy Miner, P (1-C&M)
J.C. Neel, OT (2-C&M)
Eric Nash, G (2-C&M)
Matt Nelson, DB (2-M)
- 2002 Jesse McCoy, RB (1-C&M)
Anthony Jones, DL (1-C&M)
Matt Nelson, DB (1-M)
Chad Bentley, OT (2-C)
Eric Deutsch, G (2-C&M)
Nathan Fuqua, DT (2-C&M)
Jesse Blackburn, OT (2-M)
Prosser Carnegie, C (2-M)
Roland Harris, DB (2-M)
Jimmy Miner, P (2-M)
- 2003 Bobby Gibbs, OG (1-C&M)
Eric Deutsch, OG (1-C&M)
Chad Bentley, OT (1-M, 2-C)
Matt Nelson, DB (1-C&M)

- Lee Basinger, DL (1-M, 2-C)
Timmy Thrift, LB (1-M, 2-C)
Teddie Whitaker, LB (1-M, 2-C)
- 2004 Jimmy Miner, P (1-M, 2-C)
J.R. McNair, RB (2-C&M)
Katon Bethay, DL (2-C&M)
Eric Deutsch, OG (1-C&M)
Lee Basinger, DL (1-C&M)
Kevin Hodapp, OT (2C&M)
Bobby Gibbs, OG (2-C&M)
Kevious Johnson, RB (2-C, 1-M)
- 2005 Katon Bethay, DL (1-C&M)
Kevin Hodapp, OT (2C&M)
- 2006 Will Rutherford, OT (1-M)
Justin Franklin, ILB (2-M&C)
Dan Tavani, SS (2-M)
Marty Bauer, OG (2-C)
Brandon Berry, DB (2-C)
James Gonsoulin, DE (2-C)
Kyle Home, OLB (2-C)
- 2007 Kevious Johnson, RB (1-C&M)
Seth Goldwire, LB (1-C&M)
Derek Wooten, OL (2-C&M)
Fenn Allen, TE (2-C&M)
James Gonsoulin, DE (2-C)
Dan Tavani, S (2-C&M)
Brian Kemp, CB (2-C)
Ben Quick, OL (2-M)
Corey McKenna, C (2-M)
- 2008 Dane Romero, RB (1-C&M)
Ben Miller, OL (2-C&M)
Ben Quick, OL (1-M, 2-C)
Derek Wooten, OL (1-C&M)
Layton Baker, DL (2-C)
Mitch Clark, DL (1-C&M)

- Andy Strickland, WR (2-C)
Jason Leventis, DB (2-C&M)
Mychael Johnson, DB (2-C)
Seth Goldwire, LB (2-M)
- 2009 Chris Tommie, P (1-C)
Pat Illig, OL (1-C&M)
Clark Bishop, OL (2-C)
- 2010 Eric Breitenstein, FB (1-C&M)
Clark Bishop, OL (2-C)
Pat Illig, OL (1-C&M)
Tommy Irvin, DB (2-C&M)
Ameet Pall, DL (1-C&M)
- 2011 Eric Breitenstein, FB (1-C&M)
Eric Eberhardt, DL (1-C)
Alex Goltry, DL (1-M)
Jake Miles, OL (2-C&M)
Nate Page, OL (1-C&M)
Ameet Pall, DL (2-C)
Alvin Scioneaux, LB (2-C, 1-M)
Jared Singleton, OL (2-M)
- 2012 Eric Breitenstein, FB (1-C&M)
Calvin Cantrell, OL (2-C&M)
Tymeco Gregory, OL (2-C&M)
Jake Miles, OL (2-C, 1-M)
Mike Niam, LB (2-C)
Tarek Odom, DL (2-C)
Alvin Scioneaux, LB (1-C, 2-M)
Jared Singleton, OL (1-C, 2-M)
Blake Wylie, DB (2-C)
- 2013 Ty Gregory, OL (2-C, 1-M)
Donovan Johnson, RB (2-C)
Mike McCrimon, LB (2-C)
Tarek Odom, DL (1-C&M)
Alvin Scioneaux, LB (1-C&M)
Jared Singleton, OL (1-C, 2-M)
- 2014 Tarek Odom, DL (1 C&M)
Anton Wahrby, OL (1-C)
T.J. Chamberlin, OL (1-M)
Lorenzo Long, RB (2-M)
E.J. Speller, DL (2-C)
- 2015 Brion Anderson (2-M)
Miles Brown, DL (2-C&M)
Lorenzo Long, RB (2-C&M)
Anton Wahrby, OL (1-C&M)
- 2016 Miles Brown, DL (1-C, 2-M)
Roo Daniels, OL (2-C)
Jaleel Green, S (1-M, 2-C)
Lorenzo Long, FB (1-C&M)
David Marvin, PK (1-C&M)
David Marvin, P (1-M, 2-C)
Dequan Miller, OL (2-M)
Tyler Vaughn, DL (1-C&M)
Anton Wahrby, OL (1-C&M)
- 2017 Miles Brown, DL (1-C&M)
Luke Carter, PK (1-C&M)
Roo Daniels, OL (1-M)
Ross Demmel, OL (1-C&M)
Mikel Horton, DL (2-C&M)
Jared Jaco-Duffy, OL (2-M)
Andre Stoddard, FB (1-M, 2-C)
Tyler Vaughn, DL (1-C)
Devin Watson, CB (1-C&M)

- 2018 Justus Basinger, OL (1-C&M)
Miles Brown, DL (1-C&M)
Josh Burger, OL (2-M)
Luke Carter, P (2-M)
George Gbese, DB (1-M)
Blake Jeresaty, OL (2-M)
Thad Mangum, DL (2-C)
Lennox McAfee, RB (2-C)
Michael Ralph, OL (1-M)
Andre Stoddard, RB (1-C&M)
JoJo Tillery, DB (2-C)

DEFENSIVE PLAYER OF THE YEAR

- 2003 Matt Nelson, DB (M)
- 2005 Katon Bethay, NT (C)
- 2010 Ameet Pall, DE (C&M)

OFFENSIVE PLAYER OF THE YEAR

- 2011 Eric Breitenstein, FB (C&M)
- 2012 Eric Breitenstein, FB (C&M)

JACOBS BLOCKING TROPHY

- 1949 Robert Prevatte (SC)
- 2003 Eric Deutsch (SoCon)
- 2010 Pat Illig (SoCon)
- 2011 Nate Page (SoCon)

FRESHMAN OF THE YEAR

- 1999 Jesse McCoy, RB (C&M)
- 2003 Kevious Johnson, RB (C&M)

MALE ATHLETE OF THE YEAR

- 2003-04 Matt Nelson
- 2012-13 Eric Breitenstein

ALL-FRESHMAN TEAM

- 2008 Eric Breitenstein, RB
- 2009 SeQuan Stanley, LB
- 2010 Mike McCrimon, LB
Kasey Redfern, P
James Zotto, LB
- 2011 Tarek Odom, DL
- 2012 Cam Flowers, KR
- 2013 Anton Wahrby, OL
- 2014 Davis Lenoir, OL
David Marvin, PK
Terrance Morris, LB
- 2015 Miles Brown, DL
- 2016 George Gbese, DB
Mikel Horton, DL
Datavious Wilson, LB
Jireh Wilson, LB
- 2017 Deon Priestler, DL

SOCON PLAYER OF THE MONTH

- 2003 Matt Nelson, Def., Nov. & Dec.
Eric Deutsch, Off., December
- 2008 Seth Goldwire, Def., September
- 2010 Eric Breitenstein, Off., October
- 2011 Eric Breitenstein, Off., October
- 2016 Jaleel Green, Def., November

C indicates SoCon Coaches

M indicates SoCon Sports Media Association



Eric Breitenstein was twice named SoCon Offensive Player of the Year and was named the Male Athlete of the Year for 2012-13.

NCAA PLAYOFFS
 1990 1991 2003 2007 2008 2010 2011 2012 2016 2017 2018

NAIA DISTRICT HONORS

NAIA ALL-DISTRICT

- 1964 Don Williams, T
- 1965 Don Williams, T
- 1966 Ted Phelps, RB (1st)
Don Williams, L
- 1967 Ted Phelps, RB
Sidney Allred, DT (1st)
- 1968 Sidney Allred, DT
- 1969 Gordon Koleznar, MG
Sterling Allen, L (1st)
- 1970 Henry Medlock, DE
- 1971 Jeff Butts, T
- 1972 Hugh Swingle, DT
Jeff Butts, T
Coy Gibson, G
Greg Toney, G
Tom Bower, DE
- 1973 Hugh Swingle, DT
- 1974 Coy Gibson, G
Boyd Correll, OT
Randy Kelley, LB
Hugh Swingle, DT
Ricky Satterfield, RB
George Nicholson, DB
- 1976 Bobby Jones, G
- 1977 Clay Evans, P
Randy Smith, SE
Bobby Jones, OG
Scott Wilkins, C
Keith Collins, MG
Jeff Davis, LB
David Agee, LB
Pat Skinner, DB
- 1978 Kent Saad, TE

- Steve Hartley, OT
Keith Kinard, OG
Mitchell Gainey, HB
Rick Cloninger, QB
Napoleon Blakney, DT
Brian Lewis, DE
Kirk Breland, DT
Clay Evans, P/DB
Ronnie Andrews, PK
- 1979 Keith Kinard, OG
Steve Hartley, OT
Lenny Best, HB
Frank Brady, FB
Dunky Crosby, DT
Brian Lewis, DE
Ronnie Andrews, PK
- 1980 Lenny Best, HB
Dirk Derrick, TE
James Meadors, G
Kenny Leonhardt, C
Kirk Breland, DT
Floyd Pittman, DT
Tony Painter, CB
Curtis Patterson, FS
Frank Brady, FB
John Kornegay, DE
Nick Pinckney, LB
- 1981 James Meadors, G
Anthony Gaines, HB
Wade Lang, WB
Dirk Derrick, TE
Kirk Breland, DT
Floyd Pittman, DT
Tim Renfrow, DB

- Curtis Patterson, DB
Tony Painter, DB
Chris Marshall, P
Don Hairston, PK
- 1982 Tim Renfrow, DB
Charlie Bradshaw, QB
Wade Lang, RB
Bernard Wilson, FB
Jim Hanna, C
Lee Davis, OT
Mitch Stovall, OG
Nate Woody, DE
Curtis Patterson, DB
Don Hairston, PK
- 1983 Jim Hanna, C
Nate Woody, DE
Kent Huggins, G
Roff Hays, SE
Ronnie Ray, LB
David Moore, DB
- 1984 David Carter, DE
Freddie Gibbs, DB
Freddie Logan, DB
Tim May, RB
Shelly Mullis, OT
Rodney Payne, LB
- 1985 Shelly Mullis, T
Steve Mabrey, WR
Ken McKie, FB
Rodney Payne, LB
Ken Beasley, DT
Neal Robinson, DE
Freddie Gibbs, DB
- 1986 Steve Mabrey, SE

- Ken Beasley, DT
Bret Masters, LB
Chuck Fraser, QB
Brian Mathis, P
Neal Robinson, DE
Wade Berry, OG

NAIA DISTRICT PLAYER OF THE YEAR

- 1979 Keith Kinard, OG
- 1980 Lenny Best, HB
- 1981 James Meadors, G
- 1982 Tim Renfrow, DB
- 1986 Steve Mabrey, SE

LITTLE THREE LINEMAN OF THE YEAR

- 1954 George Rice

ALL-LITTLE THREE

- 1954 George Rice, T (1st)
- 1955 Frank Deprete, HB (2nd)
- 1958 Ron DiBuono, G (1st)
Gary Whitlock, QB
- 1959 Wallace Henderson, G (2nd)
Gary Whitlock, QB
- 1960 Hoyt Burnett, E
Dan Lewis, G



PLAYER OF THE WEEK

USA TODAY NATIONAL

PLAYER OF THE WEEK

1989 Shawn Graves, QB vs. Newberry

FOOTBALL GAZETTE

NATIONAL PLAYER OF THE WEEK

1990 Shawn Graves, QB vs. Lenoir-Rhyne

TEAMLINK/CFAA NATIONAL

NEWCOMER OF THE WEEK

2000 Shaun Fogle, RB, Nov. 6

THE SPORTS NETWORK NATIONAL

PLAYER OF THE WEEK

2003 Teddie Whitaker, LB, Oct. 27

2007 Dan Tavani, S, Sept. 24

2012 Eric Breitenstein, FB, Oct. 1

2014 David Marvin, P/K, Sept. 1

STATS FCS PLAYER OF THE WEEK

2016 David Marvin, P/K, Nov. 7

I-AA.ORG WEEKLY ALL-STARS

2003 Teddie Whitaker, LB, Oct. 25

Teddie Whitaker, LB, Nov. 29

Matt Nelson, DB, Dec. 6

REGIONAL PLAYER OF THE WEEK

1994 Paul Humphries, CB vs. Gardner-Webb

SOCON PLAYER OF THE WEEK

1999 Ben Dae, DL, Sept. 25

Hondre McNeil, LB, Oct. 31

2000 Brian Bodor, DL, Oct. 28

Kevin Hudson, DB, Nov. 18

2001 Robert Mathis, DB, Sept. 24

Chase Corn, LB, Oct. 29

2002 Jeff Zolman, QB, Sept. 2

Jesse McCoy, RB, Sept. 23

Jesse McCoy, RB, Oct. 7

Jesse McCoy, RB, Nov. 4

Roland Harris, DB, Oct. 28

Anthony Jones, DL, Nov. 11

2003 J.R. McNair, RB, Oct. 6

Teddie Whitaker, LB, Sept. 8

Timmy Thrift, LB, Oct. 6

Teddie Whitaker, LB, Oct. 27

Matt Nelson, DB, Nov. 1

2004 Lee Basinger, DL, Oct. 18

Justin Franklin, LB, Nov. 22

2005 Katon Bethay, DT, Sept. 19

2006 James Gonsoulin, DE, Oct. 28

Michael Hobbs, FB, Nov. 4

Kevin Adleman, OLB, Nov. 18

2007 Gary Blount, LB, Sept. 3

Patrick Mugan, PK, Sept. 3

Dan Tavani, S, Sept. 24

Kevious Johnson, HB, Oct. 1

Sean Lees, RB, Nov. 12

2008 Dane Romero, RB, Sept. 1

Dane Romero, RB, Nov. 10

Seth Goldwire, LB, Sept. 29

2010 Eric Breitenstein, FB, Oct. 4

Mike Rucker, KOR, Oct. 25

Eric Breitenstein, FB, Nov. 8

Ameet Pall, DL, Nov. 8

2011 Eric Breitenstein, FB, Oct. 31

Alvin Scioneaux, LB, Sept. 5

Brenton Bersin, PR, Oct. 10

2012 Eric Breitenstein, FB, Sept. 3

Eric Breitenstein, FB, Oct. 1

Tarek Odom, DL, Oct. 22

Kasey Redfern, P/K, Oct. 29

Alvin Scioneaux, LB, Nov. 19

2013 Kasey Redfern, P/K, Oct. 14

Michael Weimer, QB, Oct. 21

2014 David Marvin, P/K, Sept. 1

2015 Drake Michaelson, LB, Oct. 4

2016 Jaleel Green, S, Sept. 5

David Marvin, P/K, Oct. 10

David Marvin, P/K, Oct. 24

David Howerton, Spec., Nov. 7

Lennox McAfee, KR, Nov. 14

Terrance Morris, LB, Nov. 21

2017 Malik Rivera, S, Sept. 4

Luke Carter, P/K, Sept. 4

Devin Watson, CB, Sept. 11

Andre Stoddard, FB, Oct. 9

Luke Carter, P/K, Oct. 9

Brandon Goodson, QB, Oct. 16

Devin Watson, CB, Nov. 6

Luke Carter, P/K, Nov. 6

SOCON FRESHMAN OF THE WEEK

1998 Travis Wilson, QB, Nov. 14

Travis Wilson, QB, Nov. 21

1999 Jesse McCoy, RB, Sept. 18

Jesse McCoy, RB, Oct. 2

Jesse McCoy, RB, Oct. 16

Jesse McCoy, RB, Oct. 31

2000 Shaun Fogle, RB, Nov. 4

2002 Jim Thurman, LB, Sept. 23

Jim Thurman, LB, Oct. 7

Gabriel Jackson, RB, Oct. 28

2003 Kevious Johnson, RB, Sept. 22

Kevious Johnson, RB, Nov. 10

2004 Brian Kemp, DB, Sept. 27

2005 Chris Tommie, P, Sept. 12

Dane Romero, RB, Nov. 21

2006 Ron Flott, P, Nov. 18

2008 Mitch Allen, QB, Sept. 9

2009 SeQuan Stanley, LB, Sept. 21

2010 Donovan Johnson, RB, Oct. 18

2012 Michael Weimer, QB, Sept. 17

**discontinued after 2014 season*

NAIA DISTRICT VI PLAYER OF THE WEEK

1982 Don Hairston, PK vs. Davidson

1983 David Moore, CB vs. Davidson

1985 Ron Blakely, QB vs. Elon

Kevin German, FB vs. The Citadel

Ken McKie, TB vs. Lenoir-Rhyne

1986 Bret Masters, LB vs. Presbyterian

Chuck Fraser, QB vs. Mars Hill

Dennis Hemphill, DB vs. UCF

Tommy Truesdale, DE vs. Davidson

Steve Mabrey, WR vs. Carson-Newman

NATIONAL WEEKLY FOOTBALL GAZETTE

DEFENSIVE PLAYER OF THE WEEK

LB Timmy Thrift vs. Chattanooga, Oct. 7, 2002

LB Teddie Whitaker vs. ASU, Oct. 28, 2002

S Matt Nelson vs. The Citadel, Nov. 4, 2002

COLLEGE SPORTING NEWS ALL-STAR

P/K David Marvin, Sept. 1, 2014



Eric Breitenstein earned Southern Conference Offensive Player of the Week honors five times in his career.

ALL-TIME TEAM

Chosen in 1948

Aubrey Faust, E (Capt.)

Claude Finney, B

Bill Hoole, B

Lonnie Bouknight, B

Jimmy Hilton, B

Joel Robertson, C

Lawrence Rikard, C

Perrin Dargan, G

Eddit Robertson, G

Ken Dubard, T

Lorin King, T

Alvis "Bud" Hendley, G

ALL-TIME TEAM

Chosen in 1983

Offensive Linemen

Joel Robertson '41

Harvey Moyer '50

Jim Clary '49

Elby Hammett '50

Vernon Quick '51

Gerge Rice '57

Bill Dayvault '66

Sterling Allen '71

Coy Gibson '75

Keith Kinard '80

Halfbacks

B.F. Carmichael '20

Jimmy Hilton '43

Ted Phelps '69

Bobby Jordan '72

Ricky Satterfield '76

Lenny Best '82

Defensive Backs

Timmy Renfrow '83

Curtis Patterson '83

Ed Wile '73

Defensive Linemen

Murray Jones '35

Lorin King '31

Bob Pollard '52

Dan Lewis '62

Sid Allred '70

Gordon Koleznar '70

Ronny Wilson '72

Randy Kelley '76

Jeff Davis '78

Tailbacks

Lon Bouknight '34

Sammy Sewell '50

Jack Beeler '54

Fullbacks

Claude Finney '29

Clifford Boyd '72

Defensive Ends

Aubrey Faust '43

Doug Loveday '51

Tom Bower '74

John Housel '68

Receivers

Jack Abell '54

Jerry Richardson '59

Skip Corn '73

Quarterbacks

Charlie Bradshaw '59

Harold Chandler '71

Carter Davis '75

Placekickers

Randy Bringman '73

Ronnie Andrews '81

Scotter White '72



Doug Loveday

ACADEMIC HONORS

COSIDA ACADEMIC ALL-AMERICA

- 1992 Andrew Green, DL (2nd)
- 2000 Brian Bodor, DL (1st)
- 2004 Ben Whitney, DE (2nd)
- 2005 Katon Bethay, DL (1st)
- 2013 James Zotto, DB (2nd)



James Zotto was named CoSIDA Academic All-District for three years and named Academic All-American in 2013

COSIDA ACADEMIC ALL-DISTRICT

- 1995 Dan Williams, C
- 1997 Eric Cole, OL
- 1998 Brian Bodor, DL
- 1997 Brian Bodor, DL
- Eric Nash, OL
- 2000 Ben Foster, RB
- Brian Bodor, DL
- Chase Corn, OLB
- Bailey King, C
- Brandon Ladd, SS
- Eric Nash, OL
- 2001 Ben Foster, RB
- J.R. McNair, RB
- Eric Nash, OL
- Chase Corn, LB
- 2002 Chase Corn, LB
- Andrew Ladd, DB
- J.R. McNair, RB
- Prosser Carnegie, OL
- Jesse Blackburn, OL
- Lee Basinger, DL
- 2003 J.R. McNair, RB
- Katon Bethay, DL
- Ben Whitney, DL
- Jonathan Wheeler, DB
- Shane Fast, DB
- Josh Smith, LB
- 2004 Matt Beavin, WR
- Katon Bethay, NT
- Shane Fast, DB
- Josh Smith, LB
- Jonathan Wheeler, DB
- Ben Whitney, DL
- 2005 Brian Ford, DB
- Katon Bethay, DL
- Josh Smith, OB
- 2006 Brian Ford, DB
- 2007 Kevin Adleman, LB
- Dan Tavani, DB
- 2008 Ben Quick, OL
- 2009 Joe Fornadel, OL
- 2010 Tommy Irvin, S
- Ben Wilmoth, OL

- 2011 James Zotto, DB
- 2012 Zach Murray, DL
- James Zotto, DB
- 2013 Kevin Thomas, LB
- James Zotto, DB
- 2014 David Marvin, PK
- Kevin Thomas, LB
- 2015 David Marvin, PK
- Anton Wahrby, OL
- 2016 Nick Colvin, RB
- 2017 Jared Jacon-Duffy, OL
- Malik Rivera, S
- 2018 Blake Jeresaty, OL

FCS ATHLETIC DIRECTORS ASSOCIATION ACADEMIC ALL-STARS

- 1998 Eric Cole, OL
- 1999 Eric Nash, OL
- 2000 Brian Bodor, DT
- Eric Nash, OL
- 2001 Darren Brown, PK
- Ben Foster, RB
- Eric Nash, OG
- 2002 Chase Corn, LB
- J.R. McNair, RB
- 2003 J.R. McNair, RB
- 2004 Jeff Zolman, QB
- Josh Smith, LB
- 2005 Katon Bethay, DL
- Josh Smith, LB
- 2007 Kevin Adleman, LB
- Dan Tavani, DB
- 2008 Ben Quick, OL
- 2009 Mitch Allen, QB
- 2010 Mitch Allen, QB
- Pat Illig, OL
- 2011 Mitch Allen, QB
- 2012 Eric Breitenstein, FB
- Calvin Cantrell, OL
- 2013 James Zotto, DB
- 2015 David Marvin, PK
- Anton Wahrby, OL
- 2016 David Marvin, PK
- Anton Wahrby, OL
- 2017 Jared Jacon-Duffy, OL

NAIA SCHOLAR-ATHLETE TEAM

- 1982 Chris Marshall, P

SOUTHERN CONFERENCE STUDENT-ATHLETE OF THE WEEK

- 2003 J.R. McNair, RB, Oct. 8
- Jeff Zolman, QB, Dec. 3
- Jeff Zolman, QB, Dec. 10
- 2004 Jeff Zolman, QB, Nov. 10
- 2005 Katon Bethay, DL, Sept. 21
- 2010 Mitch Allen, QB, Oct. 20
- 2011 Mitch Allen, QB, Dec. 7
- 2015 Nick Colvin, RB, Sept. 23
- 2016 David Marvin, P/K, Nov. 2

SOUTHERN CONFERENCE FALL ALL-ACADEMIC TEAM

- 2003 Tim Beckner, OT
- Katon Bethay, DL
- Shane Fast, DB
- J.R. McNair, RB
- Derek Newberry, OLB

- Davy Olmsted, OL
- Josh Smith, LB
- Jonathan Wheeler, DB
- Ben Whitney, DL
- Jeff Zolman, QB
- 2004 Matt Beavin, WR
- Tim Beckner, OT
- Katon Bethay, DL
- Shane Fast, DB
- Kyle Horne, OLB
- Derek Newberry, OLB
- Davy Olmsted, OL
- Josh Smith, LB
- Jonathan Wheeler
- Ben Whitney, DL
- Jeff Zolman, QB
- 2005 Matt Beavin, WR
- Katon Bethay, DL
- Michael Combest, DB
- Brian Ford, DB
- Zac Grey, DB
- Kyle Horne, OLB
- Jason Leventis, OLB
- Derek Newberry, OLB
- Davy Olmsted, OL
- Nick Robinson, PK
- Josh Smith, LB
- Dan Tavani, DB
- 2006 Kevin Adleman, OLB
- Matt Beavin, WR
- Michael Combest, DL
- Brian Ford, DB
- Kyle Horne, OLB
- Brent Owen, OL
- Ben Quick, OL
- Nick Robinson, PK
- Dan Tavani, DB
- Derek Wooten, OL
- 2007 Kevin Adleman, LB
- Gary Blount, LB
- Travis Boyd, QB
- Michael Combest, DL
- Brian Ford, DB
- Joe Fornadel, OL
- Zac Grey, DB
- Trey Johnson, OL
- Kyle Lanham, OL
- Brad Miller, LB
- Patrick Muga, PK
- Brent Owen, OL
- Austin Palmer, FB
- Ben Quick, OL
- Dan Tavani, DB
- Derek Wooten, OL
- 2008 Mitch Allen, QB
- Clark Bishop, OL
- Gary Blount, LB
- Travis Boyd, RB
- Chris Cummings, LS
- Joe Fornadel, OL
- Trey Johnson, OL
- Kyle Lanham, TE
- Brad Miller, LB
- Patrick Muga, PK
- Austin Palmer, RB
- Ben Quick, OL
- Andy Strickland, WR
- Brent Owen, OL

- Cody Van Der Linden, DL
- Ben Wilmoth, OL
- Derek Wooten, OL
- 2009 Mitch Allen, QB
- Brenton Bersin, WR
- Clark Bishop, OL
- Gary Blount, LB
- Chris Cummings, LS
- Joe Fornadel, OL
- Tommy Irvin, DB
- Trey Johnson, OL
- Sean Lees, RB
- Brad Miller, TE
- Austin Palmer, RB
- Michael Roulhac, DB
- Cody Van Der Linden, LB
- Ben Wilmoth, OL
- 2010 Mitch Allen, QB
- Clark Bishop, OL
- Calvin Cantrell, OL
- Chris Cummings, LS
- Pat Illig, OL
- Tommy Irvin, S
- Trey Johnson, OL
- Ben Wilmoth, OL
- 2011 Mitch Allen, QB
- Calvin Cantrell, OL
- Tymeco Gregory, OL
- Ryan Petrea, WR
- Thomas Simmons, WR
- James Zotto, DB
- 2012 Calvin Cantrell, OL
- Rob Greene, WR
- Paul Inclan, P/H
- James Lawson, QB
- Zach Murray, DL
- Thomas Simmons, WR
- Kane Sherrill, OL
- James Zotto, DB
- 2013 T.J. Chamberlin, OL
- Robert Greene, WR
- Octavius Harden, RB
- Paul Inclan, P
- Marcus Isom, DL
- James Lawson, QB
- Kane Sherrill, OL
- Kevin Thomas, LB
- James Zotto, DB
- 2014 Taylor Bragg, TE
- Nick Colvin, RB
- Steven Cornellier, DL
- Octavius Harden, RB
- Cole Higbie, DB
- Brody Hingst, RB
- Marcus Isom, DL
- David Marvin, P/K
- Paul Nelson, WR
- T.J. Novotny, TE
- Brian Sanders, P
- Kevin Thomas, LB
- Anton Wahrby, OL
- 2015 Taylor Bragg, TE
- Logan Christian, WR
- Nick Colvin, RB
- Steven Cornellier, DL
- Jared Jacon-Duffy, OL
- David Marvin, PK
- Paul Nelson, WR

ACADEMIC HONORS

- T.J. Novotny, TE
- John Patterson, LB
- Brian Sanders, P
- Anton Wahrby, OL
- Hunter Windham, RB
- 2016 Nick Colvin, RB
- Steven Cornellier, DL
- Jared Jacon-Duffy, OL
- David Marvin, PK
- T.J. Novotny, TE
- John Patterson, LB
- Malik Rivera, S
- Brian Sanders, P
- Anton Wahrby, OL
- Hunter Windham, RB
- 2017 Jared Jacon-Duffy, OL
- Blake Jeresaty, OL
- Michael Ralph, OL
- Malik Rivera, S
- Liam Ronan, OL
- 2018 John Beckley, LB
- Blake Jeresaty, OL
- Garrison Moore, TE

- Michael Ralph, OL
- Andy Riazzi, RB
- Weston Rountree, LB
- Ryan Titus, LB
- Brandon Zamarly, DL

**FCS ATHLETIC DIRECTORS ASSOCIATION
SCHOLAR-ATHLETE OF THE YEAR**

- 2003 Chase Corn, LB
- 2011 Mitch Allen, QB
- 2017 Anton Wahrby, OL

**NFF AND COLLEGE HALL OF FAME
POSTGRADUATE SCHOLARSHIP**

- 1992 Andrew Green

**DAVE HART SCHOLARSHIP
SOUTHERN CONFERENCE**

- 2002 Ben Foster

PHI BETA KAPPA

- 1943 Albert Watson
- 1958 Reddick Still

- 1958 William Lowrance
- 1967 Rudolph Mancke
- 1971 Harold Chandler
- 1974 Robert Creveling
- 1974 Thomas Bower
- 1975 Thomas Brittain
- 1975 George Nicholson
- 1976 Thomas Jackson
- 1976 Gerald Johnson
- 1980 John Batten
- 1981 Charles Hughes
- 1982 Phifer Nicholson
- 1983 Michael Marshall
- 1990 Phillip Dempsey
- 1994 Joseph Green
- 1998 Scott Jones
- 2001 John Nichols
- 2002 Ben Foster
- 2002 Bailey King
- 2009 Jonathan Hufford
- 2010 Joseph Fornadel
- 2011 Mitch Allen
- 2012 James Lane

- 2013 Paul Inclan
- 2013 Kane Sherrill
- 2015 Rickman Davis
- 2016 Phifer Nicholson, Jr.
- 2017 Nick Colvin
- 2017 David Marvin
- 2017 Anton Wahrby
- 2017 Hunter Windham
- 2018 Jared Jacon-Duffy



Anton Wahrby received the 2017 FCS ADA Scholar-Athlete of the Year Award.

NATIONAL AWARDS/ALL-STAR GAMES

HARLON HILL TROPHY FINALISTS

- 1991 Shawn Graves, QB (3rd)
- 1992 Shawn Graves, QB (2nd)

BUCK BUCHANAN AWARD FINALISTS

- 2003 Matt Nelson, FS (3rd)
- 2004 Lee Basinger, DL (15th)
- 2010 Ameet Pall, DL (2nd)

WALTER PAYTON AWARD FINALISTS

- 2010 Eric Breitenstein, FB (19th)
- 2011 Eric Breitenstein, FB (14th)
- 2012 Eric Breitenstein, FB (3rd)

FCS RIMINGTON AWARD

- 2013 Jared Singleton, OL



Brenton Bersin originally signed with the Panthers in 2011. He won back-to-back NFC South Championships in 2014 and 2015, along with the NFC Championship in 2015.

THE FOOTBALL NETWORK

- I-AA ALL-STAR CLASSIC**
- 2003 Matt Nelson, FS
- Jimmy Miner, P

COLLEGE ALL-STAR GAME

- 1958 Jerry Richardson

OPTIMIST BOWL (TUCSON, AZ)

- 1958 Jerry Richardson

BLUE-GRAY GAME

- 1951 Jack Beeler

COLLEGE FOOTBALL HALL OF FAME

- 2011 Fisher DeBerry '60

RAYCOM ALL-STAR CLASSIC

- 2012 Eric Breitenstein

COLLEGE ALL-STAR BOWL

- 2013 Tymeco Gregory, Jared Singleton
- Alvin Scioneaux, James Zotto

ARTHUR ASHE JR. SPORTS SCHOLAR

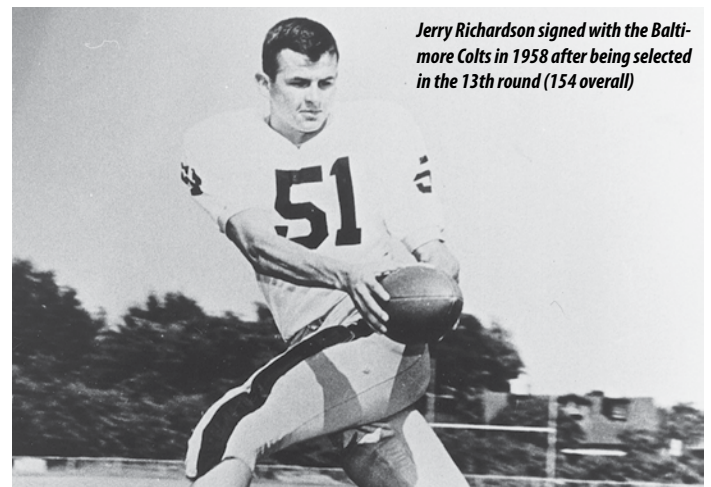
- 2002 Ben Foster, RB

ALL-AMERICAN JEWISH FOOTBALL TEAM

- 1986 Brett Schulman, PK
- 1987 David Leibowitz, LB
- 1988 David Leibowitz, LB

AFCA GOOD WORKS TEAM

- 2001 Ben Foster, RB
- 2002 J.R. McNair, RB



Jerry Richardson signed with the Baltimore Colts in 1958 after being selected in the 13th round (154 overall)

NFL DRAFT

- 1951 Vernon Quick, Chicago Cardinals (25th round, 295)
- 1957 George Rice, Washington Redskins (14th round, 165)
- 1958 Jerry Richardson, Baltimore Colts (13th round, 154)

PROFESSIONAL CONTRACTS

- 1950 Vernon Quick, Chicago Cardinals
- 1951 Jack Beeler, Chicago Bears
- 1957 George Rice, Washington Redskins
- 1958 Jerry Richardson, Baltimore Colts
- 1959 Jim Benson, Philadelphia Eagles
- 1961 Dan Lewis, Denver Broncos
- 1961 Jim Martin, Cleveland Browns
- 1961 Don Edwards, St. Louis Cardinals
- 1963 Benny Brannon, Kansas City Chiefs
- 1964 John Housel, Green Bay Packers
- 1966 Don Williams, Miami Dolphins

- 1966 Don Williams, St. Louis Cardinals
- 1975 Hugh Swingle, Oakland Raiders
- 1993 Shawn Graves, Saskatchewan Roughriders (CFL)
- 1997 Dan Williams, Buffalo Bills
- 2000 Brandon Kale, Carolina Panthers
- 2004 Jimmy Miner, St. Louis Rams
- 2009 Andy Strickland, Jacksonville Jaguars
- 2010 Pat Illig, Detroit Lions
- 2010 Tommy Irvin, Arizona Cardinals
- 2011 Brenton Bersin, Carolina Panthers
- 2011 Ameet Pall, Calgary (5th overall CFL draft selection)
- 2013 Alvin Scioneaux, San Diego Chargers
- 2013 Kasey Redfern, Jacksonville Jaguars
- 2018 David Marvin, Atlanta Falcons
- 2019 Miles Brown, Arizona Cardinals
- 2019 JoJo Tillery, Tennessee Titans

ALL-SOUTH CAROLINA HONORS

SC FOOTBALL HALL OF FAME

- 2015 Jerry Richardson '59
- 2017 Fisher DeBerry '60

SC ATHLETIC HALL OF FAME

- 1975 Jerry Richardson '59
- 1980 Charlie Bradshaw '59
- 1985 Willie Varner '52
- 2002 Fisher DeBerry '60
- 2016 Buddy Sasser (Coach)

ALL-STATE TEAM

- 1923 Bill Hoole, B
- 1924 Lawrence Rikard, C
Gabe Hill, B
- 1927 Billy Wright, B
- 1928 Claude Finney, B
- 1929 Lorin King, T
- 1930 Lorin King, T
- 1931 Govan Thompson Myers, DE
- 1933 Lon Bouknight, B
- 1934 Murray Jones, G
- 1935 Cecil Hawes, B
- 1942 Aubrey Faust, E
- 1947 Jim "B.B." Clary, G
Ken Dubard, T
- 1948 Jim "B.B." Clary, G
- 1949 Vernon Quick, G
Harvey Moyer, C
Elby Hammett, T
Sammy Sewell, TB
Wade Corn (3rd)
Bill Thuston (3rd)
Doug Loveday (3rd)
Bob Starnes (3rd)
Bob Prevatte (3rd)
- 1950 Bob Pollard, G
Jimmy Gordon, RB (2nd)
- 1951 Jack Beeler, QB (AP & UPI)
- 1952 Eli Sanders, B
- 1954 Bob McCully, T
- 1955 George Rice, T (UPI)
Alf McGinnis, G
Frank Deprete, HB (3rd UPI)
- 1956 Charlie Bradshaw, QB
Jerry Richardson, E
- 1957 Charlie Bradshaw, QB (1st AP)
Jerry Richardson, E (3rd AP)
- 1958 Jerry Richardson, E
Ron DiBuono (HM)
- 1959 Ron DiBuono, G
- 1961 Dan Lewis, G
Bob Roma, B
- 1963 Todd Heldreth, QB (HM)
- 1965 Don Williams, OT
Bill Dayvault, C
Paul Infinger, E (HM)
Ted Phelps, RB (2nd)
- 1966 Warren Whittaker, QB
Ted Phelps, RB
Don Williams, DT
- 1967 Ted Phelps, RB
Jimbo Jacobs, DB (2nd)
- 1968 Ted Phelps, B
Sid Allred, DT
- 1969 Sidney Allred, LB
Sterling Allen, L
Gordon Koleznar, MG
- 1970 Harold Chandler, QB
Bill Reese, C
Skip Corn, SE

- Henry Medlock, DE
Clifford Boyd, FB
- 1972 Tom Bower, DE
Jeff Butts, OT
Coy Gibson, OG
- 1973 Ricky Satterfield, RB
Coy Gibson, OL
Jeff Butts, OT
Tom Bower, DE
- 1974 Al Clark, PK
Coy Gibson, OG (1st)
- 1975 Randy Kelley, LB
Ricky Satterfield, RB
- 1979 Keith Kinard, OG
- 1982 Tim Renfrow, DB
- 1983 Jim Hanna, C
- 1985 Rodney Payne, LB (1st)
- 1986 Bret Masters, LB
- 1989 Sean Keenan, CB (1st)
- 1991 Shawn Graves, QB (1st)
Aaron Allen, RB (2nd)
Tom Colter, G (2nd)
Hank Young, DL (2nd)
Chad Starks, DB (2nd)
- 1994 Jud Heldreth, P (1st unanimous)
Brad McAbee, C (2nd)
- 2005 Katon Bethay, DL (T&D)
- 2006 Will Rutherford, OT (T&D)
- 2007 Kevious Johnson, RB (T&D)
- 2008 Ben Widmyer, QB (T&D, The State)
Dane Romero, RB (T&D, The State)
Ben Quick, OL (T&D)
Derek Wooten, OL (T&D, The State)
Mitch Clark, DL (T&D, The State)
- 2009 Pat Illig, OL (T&D, The State)
Chris Tommie, P (T&D, The State)
- 2010 Eric Breitenstein, FB (T&D)
Clark Bishop, OL (T&D)
Pat Illig, OL (T&D)
Ameet Pall, DL (T&D)
- 2011 Eric Breitenstein, FB (T&D)
Eric Eberhardt, DL (T&D)
Alex Goltry, DL (T&D)
Nate Page, OL (T&D)
Alvin Scioneaux, LB (T&D)

STATE OFFENSIVE PLAYER OF THE YEAR

- 1989 Shawn Graves, QB
Charleston Post & Courier
- 1991 Shawn Graves, QB
S.C. Sports Writers Assoc.

STATE PLAYER OF THE YEAR

- 1991 Shawn Graves, QB (Greenville TD Club, Banks McFadden Award; and Columbia TD Club)

**HARRY CARSON AWARD
ORANGEBURG, SC TOUCHDOWN CLUB**

- 2003 Matt Nelson, DB

**SOUTH CAROLINA HALL OF FAME
MALE ATHLETE OF THE YEAR**

- 1990 Shawn Graves, QB
- 1991 Shawn Graves, QB

ALL-STATE ROOKIE TEAM

- 1976 Keith Kinard, OG
Steve Hartley, OT

STATE COACH OF THE YEAR

- 1951 Phil Dickens
- 1969 Jim Brakefield
- 1970 Jim Brakefield

STATE PLAYER OF THE WEEK

- 1956 Jerry Richardson
- 1966 Tom Kelly
- 1977 Keith Collins
David Agee
Rick Cloninger
Chris Cowen
Greg Batts
- 1978 Marvin Williams
Mitchell Gainey
Steve Hartley
Greg Batts
- 1979 Lenny Best
Keith Kinard
Nick Pinckney
Charlie Bradshaw
Dunky Crosby
- 1980 Nick Pinckney
- 1981 Bernard Wilson
Tim Renfrow
Tim May
- 1986 Steve Mabrey vs. Carson-Newman
- 1988 Jason Hill, QB vs. Lenoir-Rhyne

THE STATE ALL-DECADE TEAM 2000-09

- Eric Deutsch, OL
- Nathan Fuqua, DL
- Matt Nelson, DB
- Jimmy Miner, P

OFFENSIVE BACK OF THE WEEK

- 1969 Clifford Boyd
- 1973 Ricky Satterfield (10/2)
- 1974 Carter Davis
- 1975 Lewis Brown
- 1977 Rick Cloninger
- 1980 Lenny Best
Frank Brady
- 1981 Bernard Wilson

OFFENSIVE LINEMAN OF THE WEEK

- 1973 Thomas Brittain (10/2)
- 1974 Coy Gibson
- 1979 Keith Kinard
- 1980 James Meadors

OFFENSIVE PLAYER OF THE WEEK


- 1993 Greg Hood, OG vs. Elon

DEFENSIVE BACK OF THE WEEK


- 1974 Scott Creveling
- 1978 Marvin Williams
- 1980 Curtis Patterson
Tony Painter
- 1981 Tim Renfrow

DEFENSIVE PLAYER OF THE WEEK


- 1972 Tom Bower (twice)
- 1974 Randy Kelley
Al Clark, Jr.
- 1975 Frankie Sutherland
Randy Kelley
Al Clark, Jr.
- 1980 Nick Pinckney
Kirk Breland
- 1993 Chad Gabrich



Ted Phelps



Steve Mabrey



Warren Whittaker

WOFFORD HONORS

RETIRED JERSEYS

1	Shawn Graves
7	Eric Breitenstein
51	Jerry Richardson

MOST VALUABLE PLAYER

1928	Claude Finney
1929	Lorin King
1930	Lorin King
1931	G.T. Myers
1932	Ralph Berry
1933	Murray Jones
1934	Murray Jones
1935	Cecil Hawes
1936	Bill Jones
1937	Bill Gladden
1938	Dick Ballenger
1939	Joel Robertson
1940	Joel Robertson
1941	Jimmy Hilton
1942	Aubrey Faust
1943	No Team, World War II
1944	No Team, World War II
1945	No Team, World War II
1946	Jim Clary
1947	Jim Clary
1948	Harvey Moyer
1949	Harvey Moyer
1950	Vernon Quick
1951	Jack Beeler
1952	Eli Sanders
1953	Joe Hazle
1954	Joe Hazle
1955	Alf McGinnis
1956	Jay Sentell
1957	Charlie Bradshaw, Frank Greene
1958	Ron DiBuono
1959	Ron DiBuono
1960	Wally Henderson
1961	Hoyt Burnett, Bob Roma
1962	None
1963	Mickey Byrd, Todd Heldreth
1964	Archie Black
1965	Bill Dayvault
1966	Warren Whittaker
1967	Sid Allred
1968	Ted Phelps
1969	Gordon Koleznar
1970	Harold Chandler
1971	Tom Bower
1972	Tom Bower
1973	Jeff Butts
1974	Coy Gibson
1975	Randy Kelley
1976	Scott Tilley
1977	Jeff Davis
1978	Clay Evans
1979	Keith Kinard
1980	Nick Pickney
1981	Tim Renfrow
1982	Tim Renfrow
1983	Nate Woody
1984	Tim May

1985	Rodney Payne
1986	Steve Mabrey
1987	Bret Masters
1988	Jason Hill
1989	Shawn Graves
1990	Shawn Graves
1991	Shawn Graves
1992	Shawn Graves
1993	Chad Starks
1994	Lamond Smith
1995	Mitch Flannery
1996	Lomar Foster
1997	Dan Williams
1998	Tony Young
1999	Travis Wilson
2000	Brian Bodor
2001	Matt Nelson, Travis Wilson
2002	Matt Nelson
2003	Matt Nelson
2004	Lee Basinger
2005	Katon Bethay
2006	Justin Franklin, Brandon Berry
2007	Kevious Johnson
2008	Dane Romero, Andy Strickland
2009	Keaton Thompson
2010	Eric Breitenstein
2011	Eric Breitenstein, Mitch Allen
2012	Eric Breitenstein
2013	Mike McCrimon
2014	Tarek Odom
2015	Lorenzo Long
2016	Lorenzo Long
2017	Miles Brown
2018	Miles Brown

CHARLES J. BRADSHAW AWARD

One of the highest honors that a student-athlete can receive at Wofford is the Charles Bradshaw Award, which was initiated in 1978 in recognition of Wofford's former All-American quarterback. Bradshaw was also president of the student body in 1959.

The Award is presented only in years when there is a candidate "whose academic, leadership and citizenship contributions at Wofford College best typify the ideals and contributions of Charlie Bradshaw."

1978	Chris Cowen, Football
1980	Pat Batten, Football
1981	Ronnie Andrews, Football
1983	Tim Renfrow, Football/Baseball
1985	Robert Mickle, Men's Basketball
1990	Judy Nwajaku, Volleyball/Basketball
1992	Greg O'Dell, Men's Basketball
1993	Brad Painter, Men's Basketball
1996	Louise Maynard, Women's Tennis
1997	Courtney Howe, Volleyball
1998	Greg Fleming, Men's Soccer
1999	Eric Cole, Football
2000	Kristian Gusmer, Cross Country and Track
2001	Brian Bodor, Football
2002	Ben Foster, Football
2003	Faith Stewart, Women's Soccer
2007	John Brandt, Baseball
2011	Noah Dahlman, Men's Basketball
2012	Brad Loesing, Men's Basketball
2013	Eric Breitenstein, Football
2017	David Marvin, Football

BEST SPECIAL TEAMS

2004	Trey Rodgers, Alex Love
2005	Alex Love, Chris Tommie
2006	Nick Robinson, Brandon Berry
2007	Patrick Muga
2008	Mike Rucker
2009	Chris Tommie
2010	Mike Rucker
2011	Brenton Bersin
2012	Kasey Redfern
2013	Kasey Redfern
2014	David Marvin, Brian Sanders
2015	Ross Hammond
2016	David Marvin
2017	Luke Carter

BEST LINEBACKER

2004	Jimmy Freland
2005	Jim Thurman
2006	Kevin Adleman, Kyle Horne
2007	Seth Goldwire, Kevin Adleman
2008	Seth Goldwire
2009	Gary Blount
2010	Mike Niam
2011	Alvin Scioneaux
2012	Alvin Scioneaux, Mike McCrimon
2013	Mike McCrimon
2014	Kevin Thomas
2015	Drake Michaelson
2016	Datavious Wilson
2017	Colton Clemons

BEST OFFENSIVE LINEMAN

2004	Eric Deutsch, Bobby Gibbs
2005	Kevin Hodapp
2006	Marty Bauer
2007	Corey McKenna, Derek Tiller
2008	Ben Quick
2009	Clark Bishop
2010	Pat Illig
2011	Nate Page
2012	Jake Miles
2013	Jared Singleton, Tymeco Gregory
2014	Anton Wahrby
2015	Anton Wahrby

2016	Anton Wahrby
2017	Ross Demmel

BEST RECEIVER

2004	Brandon Berry, Adam Regenthal
2005	Shiel Wood
2006	Andy Strickland
2007	Andy Strickland
2008	Andy Strickland
2009	Justice Joslin
2010	Brenton Bersin
2011	Brenton Bersin
2012	Jeff Ashley
2013	Rob Greene, Michael Harpe
2014	Will Irwin
2015	R.J. Taylor
2016	Chandler Gouger
2017	R.J. Taylor

BEST OFFENSIVE BACK

2004	Kevious Johnson
2005	Gabriel Jackson
2006	Kevious Johnson
2007	Josh Collier
2008	Dane Romero
2009	Mike Rucker
2010	Eric Breitenstein
2011	Eric Breitenstein
2012	Eric Breitenstein
2013	Donovan Johnson
2014	Lorenzo Long
2015	Evan Jacks
2016	Will Gay
2017	Andre Stoddard

BEST DEFENSIVE LINEMAN

2004	Lee Basinger
2005	Katon Bethay
2006	Bryan Blair
2007	James Gonsoulin
2008	Mitch Clark, Layton Baker
2009	Eric Eberhardt
2010	Eric Eberhardt and Ameet Pall
2011	Eric Eberhardt, Alex Goltry, Ameet Pall
2012	Josh Roseborough



Mr. Richardson's #51 jersey was retired in a ceremony during the October 29, 2011 game against Elon.

NCAA PLAYOFFS
 1990 1991 2003 2007 2008 2010 2011 2012 2016 2017 2018

- 2013 Tarek Odom
- 2014 Tarek Odom
- 2015 Miles Brown
- 2016 Tyler Vaughn
- 2017 Miles Brown

BEST FRESHMAN

- 2004 Dan Tavani
- 2005 Layton Baker, Ben Quick
- 2006 Justice Joslin, Buck Brown
- 2007 Pat Illig
- 2008 Eric Breitenstein, Mike Niam
- 2009 Stephon Shelton
- 2010 Donvovan Johnson, Mike McCrimon, James Zotto
- 2011 Tarek Odom
- 2012 Michael Weimer, E.J. Speller
- 2013 Anton Wahrby, Chris Armfield
- 2014 David Marvin, Terrance Morris
- 2015 Miles Brown, Ross Demmel
- 2016 Joseph Newman, Datavious Wilson
- 2017 Deon Priester

BEST DEFENSIVE BACK

- 2004 Dan Tavani
- 2005 Brian Kemp
- 2006 Brandon Berry
- 2007 Dan Tavani
- 2008 Mychael Johnson
- 2009 Tommy Irvin
- 2010 Tommy Irvin
- 2011 James Zotto
- 2012 Blake Wylie
- 2013 James Zotto
- 2014 Jaleel Green
- 2015 Jaleel Green
- 2016 Jaleel Green
- 2017 Devin Watson

ACADEMIC AWARD

- 2004 Jonathan Wheeler
- 2005 Josh Smith
- 2006 Jonathan Hufford
- 2007 Jonathan Hufford
- 2008 Mitch Allen, Michael Roulhac
- 2009 Michael Roulhac
- 2010 Mitch Allen
- 2011 Paul Inclan
- 2012 Paul Inclan
- 2013 Paul Inclan
- 2014 David Marvin
- 2015 David Marvin
- 2016 David Marvin
- 2017 Blake Jeresaty

MOST IMPROVED

- 2015 Hunter Windham
- 2016 Tyler Vaughn

The position awards were established by head coach Mike Ayers for the 2004 season and ended following the 2017 season.

ALL-TIME CAPTAINS

1914 R.L. Osborne	1951 Bob Pollard, Jimmy Gordon	1981 James Meadors, Kirk Breland
1915 E.B. Hamer	1952 Bob McLellan, Eli Sanders	1982 Wade Lang, Tim Renfrow
1916 R.H. Moore	1953 Bill Small	1983 Nate Woody, Mitch Stovall
1917 C.R. Boyle	1954 Joe Hazle, Alf McGinnis	1984 Tim May
1918 C.R. Boyle	1955 Alf McGinnis, Charlie Jones	1985 Art Lindsay, Rodney Payne, Brett Schulman
1919 Vernon Earle	1956 George Rice	1986 Ken Beasley, Steve Mabrey, Brett Schulman
1920 Bob Lucas	1957 Roger Hagy	1987 Jim Merklinger, Steve Wise, Neal Robinson
1921 Munsey Gleaton	1958 Jerry Richardson	1988 Jason Hill, Bret Masters, David Leibowitz
1922 Frank Davis	1959 Ron DiBuono, Jim Dunn	1989 Keith Davis, Fred Day, Sean Keenan
1923 Bill Hoole	1960 Wallace Henderson	1990 David Wiley, Travis Yates
1924 Lawrence Rickard	1961 Hoyt Burnett	1991 Lee Roy Bentley, Tom Colter, Shawn Graves, Chuck Mozingo
1925 S.B. Knotts	1962 Roger Gibson, Bob Roma	1992 Shawn Graves, Andrew Green, Wendell Jones, Brad McAbee, St. White
1926 D.W. Lawton	1963 Mickey Byrd	1993 Duane Harvin, Chad Starks
1927 Bill Wright	1964 Ken Moorhead, John Housel	1994 Richard Byrd, Derek Brown, Joey Hedgemon
1928 Doug Jones	1965 Bill Dayvault, Don Williams	1995 Mitch Flannery, Paul Humphries, Ashley Kilgore, Jody Padgett
1929 J.C. Kennedy	1966 Lanier Phillips, Don Williams	1996-2000 Game Captains
1930 H.W. Gleaton	1967 Ronnie Wilson	2001 Chris Edwards, Ben Foster, Nathan Fuqua, J.C. Neel, Travis Wilson
1931 Sidney Carroll	1968 Ron McGrady, Jim Price, Sidney Allred	2002-18 Game Captains
1932 Curtis Jackson	1969 Bruce Johnson, Gordon Koleznar	
1933 Lon Bouknight	1970 Sterling Allen, Harold Chandler	
1934 Bud Gault	1971 Henry Medlock, Mike Roebuck	
1935 Bru Anderson	1972 Tom Bower	
1936 Spartan Dickson	1973 Tom Bower	
1937 Jim Ariail	1974 Coy Gibson, Hugh Swingle	
1938 Eric Johnson	1975 Randy Kelley, Ricky Satterfield, Boyd Correll	
1939 John Workman, Dick Rouquie	1976 Scott Tilley	
1940 Aus Yongue, Joel Robertson	1977 Bobby Jones, Jeff Davis	
1941 Tom Martin, Jimmy Hilton	1978 Clay Evans, Randy Smith	
1942 Aubrey Faust	1979 Keith Kinard, Steve Hartley, Marvin Williams	
1946 Don Linn	1980 Frank Brady, Nick Pinckney, Ronnie Andrews	
1947 Ken DuBard, Bill Mabry		
1948 Jim Clary		
1949 Harvey Moyer		
1950 Vernon Quick, Charles Blakely		

COACHING HONORS

AFCA DISTRICT/REGIONAL COACH OF THE YEAR

- 1969 Jim Brakefield
- 1970 Jim Brakefield
- 1982 Buddy Sasser
- 1990 Mike Ayers (II)
- 1991 Mike Ayers (II)
- 2002 Mike Ayers (I-AA)
- 2003 Mike Ayers (I-AA)

NAIA DISTRICT COACH OF THE YEAR

- 1972 Jack Peterson
- 1980 Buddy Sasser
- 1982 Buddy Sasser

COLLEGE SPORTING NEWS/ I-AA.ORG NATIONAL COACH OF THE YEAR

- 2002 Mike Ayers


EDDIE ROBINSON AWARD (I-AA COACH OF THE YEAR)

- 2003 Mike Ayers

SOUTHERN CONFERENCE COACH OF THE YEAR

- 2000 Mike Ayers (C&M)
- 2002 Mike Ayers (M)
- 2003 Mike Ayers (C&M)
- 2007 Mike Ayers (C)
- 2010 Mike Ayers (M)

*C indicates SoCon Coaches
M indicates SoCon Media Association*



Jim Brakefield



Mike Ayers

OFFENSE

SCORING

Most Points in a Quarter

36 vs. East Tennessee State, 1990 (4th)

Most Points, Game

83 vs. High Point, 1949 (83-13)

82 vs. Lincoln, 2012 (82-0)

81 vs. Piedmont, 1925 (81-0)

77 vs. Lees-McRae, 1992 (77-7)

64 vs. East Tennessee State, 1990 (64-46)

62 vs. Central Connecticut State, 1990 (62-30)

Most Points, Season

444 in 2007

438 in 2008

423 in 1969

TOTAL OFFENSE

Total Offense Plays, Game

91 vs. Georgetown, 2005

90 vs. Marshall, 1998

89 vs. The Citadel, 2002

88 vs. Elon, 2004

88 vs. Chattanooga, 1999

88 at Georgia Southern, 2008

86 at Samford, 2008

84 vs. Appalachian State, 2002

83 vs. Chattanooga, 2000

83 vs. Appalachian State, 1999

Total Offense Yards, Game

672 vs. VMI, 2018

647 vs. Piedmont, 1925

643, vs. Gardner-Webb, 2018

632 vs. Davidson, 1974

624 vs. Chattanooga, 1999

621 vs. Newberry, 1989

606 vs. Western Carolina, 2000

602 vs. Lincoln, 2012

595 vs. Charleston Southern, 1994

595 vs. Carson-Newman, 1969

595, vs. Western Carolina, 2012

587 vs. Davidson, 1989

586 vs. West Virginia Tech, 1989

586 vs. High Point, 1949

582 vs. Cheyney, 1991

576 vs. Chattanooga, 2000

576 vs. East Tennessee State, 1963

566 vs. Charleston Southern, 2001

565 vs. Lenoir-Rhyne, 1990

564 vs. Chattanooga, 2008

562 vs. Tennessee Tech, 2015

558 vs. Newberry, 2002

558, vs. Mercer, 2018

555 vs. Catawba, 1969

554 vs. UVa.-Wise, 2011

544 at Western Carolina, 2011

537 vs. Gardner-Webb, 1979

537 vs. Appalachian State, 2009

534 at Presbyterian, 2011

533 at Georgia Southern, 2008

524 vs. Catawba, 1992

520 vs. Catawba, 1970

520 at East Tennessee State, 2002

519 vs. Charleston Southern, 1997

516 vs. Lees-McRae, 1992

517 vs. Chattanooga, 2004

516 at Elon, 2012

514 vs. Newberry, 1969

513 at Western Carolina, 2007

512 vs. Presbyterian, 2008

512 vs. Samford, 2011

511 vs. Elon, 1982

511, Chattanooga, 2018

509 vs. The Citadel, 1979

507 at Appalachian State, 2002

506 vs. Western Carolina, 2008

503 vs. Liberty, 1984

503 vs. Presbyterian, 2013

502 vs. VMI, 2000

500 vs. Georgia Southern, 2007

Most Total Offense Yards, Season

5606 in 2008

5559 in 2007

5554 in 2018

5339 in 2011

5212 in 1999

RUSHING

Rushing Yards, Game

595 vs. Charleston Southern, 1994

590 vs. Western Carolina, 2012

583 vs. Newberry, 1989


565 vs. Lenoir-Rhyne, 1990

528 vs. West Virginia Tech, 1989

528 vs. Davidson, 1989

518 vs. Wingate, 1994

510 vs. Chattanooga, 1999



Craig Thomas and Jeff Zolman hoist the 2003 SoCon Championship Trophy.

506 vs. Lenoir-Rhyne, 1992

501 vs. Western Carolina, 2010

500 at Western Carolina, 2011

500 at Elon, 2012

495 vs. Gardner-Webb, 1979

490 at Gardner-Webb, 2018

472 vs. High Point, 1949

467 vs. Presbyterian, 1991

465 vs. Elon, 2011

464 vs. Newberry, 1991

463 vs. Davidson, 1979

462 vs. Cheyney, 1991

459 vs. Presbyterian, 1989

457 at Northern Iowa, 2011

451 vs. VMI, 2018

450 vs. Charleston Southern, 1996

446 vs. Tennessee Tech, 2015

443 vs. Samford, 2011

434 vs. Charleston Southern, 2008

427 vs. Lees-McRae, 1992

425 vs. Elon, 1990

423 vs. Stetson, 1956

420 vs. Furman, 1979

417 vs. Chattanooga, 2008

417 vs. Furman, 2015

415 vs. Furman, 1969

414 vs. Samford, 2015

411 vs. Presbyterian, 2013

409 vs. Presbyterian, 1980

409 vs. New Haven, 1991

408 vs. Chattanooga, 2000

405 vs. Winston-Salem State, 1992

405 at VMI, 2015

401 vs. Georgetown, 2007

401 vs. Elon, 1982

Most Rushing Yards, Season

4546 in 2012

4375 in 2011

4111 in 1989

4077 in 2008

4052 in 2018

4026 in 2007

Fewest Rushing Yards, Game

-2 vs. Gardner-Webb, 1987



The 2007 offense set a record for most points in a season.

TEAM RECORDS



The 1894 team was defeated 10-0 in Spartanburg by Georgia.

Most Rushing Attempts, Game

- 82 vs. The Citadel, 2002
- 82 vs. Davidson, 1979
- 81 vs. Appalachian State, 2002
- 80 vs. The Citadel, 1979
- 80 vs. Chattanooga, 1999
- 80 vs. Charleston Southern, 1995
- 78 vs. Elon, 1982
- 78 vs. Chattanooga, 1997
- 77 vs. VMI, 1998
- 77 vs. Catawba, 1978

PASSING

Passing Yards, Game

- 309 vs. Catawba, 1969
- 295 vs. Waynesburg, 1970
- 268 vs. Central Florida, 1986
- 264 vs. Newberry, 1966
- 259 vs. Mars Hill, 1985
- 251 vs. Davidson, 1974
- 248 vs. Catawba, 1970
- 245 vs. Frederick, 1966
- 242 vs. Liberty, 1984
- 233 vs. UVa.-Wise, 2011
- 230 vs. East Tennessee State, 1963
- 230 vs. Carson-Newman, 1968
- 224 vs. The Citadel, 1986
- 224 vs. Elon, 1978
- 221 vs. VMI, 2018
- 216 vs. Elon, 1958
- 216 vs. Catawba, 1964
- 212 vs. Newberry, 1987
- 211 vs. Furman, 1964
- 209 vs. Western Carolina, 1982
- 205 vs. Muskingum, 1973
- 204 vs. Davidson, 1972
- 203 vs. Carson-Newman, 1969
- 202 vs. Newberry, 1969

Most Passing Yards, Season

1867 in 1986

Most Passes Completed, Game

25 vs. Auburn, 1951

Most Passes Completed, Season

145 in 1986

145 in 2008

Fewest Passes Completed, Both Teams

0 vs. Lenoir-Rhyne, 1971

Fewest Yards Passing, Game

-12 vs. Concord, 1987

FIRST DOWNS

Most First Downs, Game

40 vs. Piedmont, 1925

35 vs. Davidson, 1974

34 vs. VMI, 2018

32 vs. The Citadel, 1979

32 vs. Chattanooga, 1999

Most First Downs, Season

295 in 2007

Most First Downs Rushing, Season

218 in 2011

Most First Downs Passing, Season

74 in 1986

Most First Downs by Penalty, Season

20 in 1992

20 in 2018

PENALTIES

Most Penalties, Game

16 vs. Catawba, 1979

Most Penalties, Season

85 in 1994

Most Penalty Yards, Game

228 vs. Catawba, 1979

148 vs. Presbyterian, 1982

143 vs. South Carolina State, 1976

137 vs. Gardner-Webb, 1981

128, at Samford, 2016

120 vs. The Citadel, 1975

119 vs. Catawba, 1983

116 at Presbyterian, 2011

108 at NC State, 2007

104 vs. Samford, 2011

100 vs. Gardner-Webb, 1980

100 vs. Elon, 1972

100 vs. Davidson, 1972

Most Penalty Yards, Season

869 in 1969

Fewest Penalties, Game

0 vs. Gardner-Webb, 1982

0 at The Citadel, 2011

DEFENSE

Fewest Rushing Yards Allowed, Game

-36 by Furman, 1968

-27 by Charleston Southern, 1995

-22 by Western Carolina, 1957

-12 by Gardner-Webb, 2006

Fewest Rushing Yards Allowed, Season

1182 in 2014

1327 in 2018

1346 in 1968

Fewest Passing Yards Allowed, Game

0, several times, last at Georgia Southern, 2012

Fewest Passing Yards Allowed, Season

619 in 1957

Fewest Total Offense Yards Allowed, Game

-6 vs. Frederick, 1967

Fewest Total Offense Yards Allowed, Season

2018 in 1954

Most Passes Intercepted, Game

7 vs. Gardner-Webb, 1994

6 vs. Central Florida, 1986

6 vs. Gardner-Webb, 1980

6 vs. Catawba, 1974

Most Passes Intercepted, Season

28 in 1969

Fewest Passes Attempted, Game

1 vs. Western Carolina, 1998

Most Tackles for Loss, Game*

17 vs. Elon, 2002

Most Sacks, Game *

8 vs. VMI, 2005

* Became NCAA recognized stat in 2002

STREAKS

Most Consecutive Wins

20, 1969-70

Most Consecutive Wins, Season

12, 2003

Most Consecutive Games Undefeated

24, 1947-50 (19-0-5)

WINS & LOSSES

Most Wins, Season

12, 2003 (12-2)

11, 1949 (11-1)

11, 1970 (11-1)

Most Losses, Season

10, 1987 (1-10)

Most Ties, Season

5, 1948 (4-0-5)

*Five consecutive ties to start the season, national record

SHUTOUTS

Most Shutouts

5, 1917 and 1949

Most Consecutive Shutouts

3, 1919

Most Times Shutout

7, 1922

Most Consecutive Times Shutout

6, 1922

MARGIN

Largest Margin of Victory

82 vs. Lincoln, 2012 (82-0)

81 vs. Piedmont, 1925 (81-0)

Largest Margin of Defeat

87 vs. Davidson, 1921 (87-0)

83 vs. North Carolina State, 1920 (90-7)

82 at Davidson, 1914 (88-6)

POINTS

Scored

82 vs. Lincoln, 2012 (82-0)

81 vs. Piedmont, 1925 (81-0)

Allowed

90 vs. North Carolina State, 1920 (90-7)

88 at Davidson, 1914 (88-6)

87 at Davidson, 1921 (87-0)

MOST KNOCKDOWN BLOCKS

Game		
37	Brad McAbee vs. Wingate	1992
35	Jared Singleton at Furman	2013
33	Eric Deutsch vs. Western Kentucky	2003
32	Dan Williams vs. UAB	1995
32	Dan Williams vs. Chattanooga	1997
30	Derek Tiller vs. Georgia Southern	2005
30	T.J. Chamberlin at Furman	2013
29	Derek Tiller vs. Georgetown (Ky.)	2005
29	Josh Mason vs. VMI	1998
29	Dan Williams vs. Presbyterian	1996
29	Dan Williams vs. Presbyterian	1995
29	Jared Singleton at South Carolina	2012
28	Bobby Gibbs vs. VMI	2004
26	Dan Williams vs. Western Carolina	1996
26	Jared Singleton vs. Furman	2012
26	Tymeco Gregory at Elon	2012
26	Tymeco Gregory at Furman	2013

Season		
224	Jared Singleton	2012
222	Brad McAbee	1992
217	Dan Williams	1995
208	Derek Tiller	2005
208	Dan Williams	1996
188.5	Jody Padgett	1995
182	Eric Deutsch	2003
177	Greg Hood	1993
177	Ty Gregory	2012
177	Jared Jacon-Duffy	2016
175	Jared Singleton	2013
171	Darin Shelley	2000
168	Dan Williams	1997
165	Tom Colter	1989
162	Anton Wahrby	2015
161	Brad Birrenkott	2005
161	Tymeco Gregory	2012
160	Ben Miller	2007
160	Anton Wahrby	2016
159	Roo Daniels	2016
158	Derek Tiller	2007
157	Marty Bauer	2005
157	Tom Colter	1990
157	David Wiley	1989
157	T.J. White	2012



Eric Deutsch had 33 knockdown blocks during Wofford's quarterfinal playoff win over defending national champion Western Kentucky in 2003.

Career		
713	Dan Williams	1994-1997
562	Jared Singleton	2010-13
525	Anton Wahrby	2013-16
478	Tymeco Gregory	2010-13
429	Pat Illig	2007-10
428	Eric Deutsch	2001-04



Dan Williams owns three of the top 15 season knockdown block totals.

ANNUAL KNOCKDOWN LEADERS

Year	Player	Total
1988	Michael Shimko	110
1989	Tom Colter	165
1990	Tom Colter	157
1991	N/A	
1992	Brad McAbee	222
1993	Greg Hood	177
1994	Jody Padgett	133
1995	Dan Williams	217
1996	Dan Williams	208
1997	Dan Williams	168
1998	Josh Mason	135
1999	N/A	
2000	Darin Shelley	171
2001	N/A	
2002	Eric Deutsch	125
2003	Eric Deutsch	182
2004	Eric Deutsch	120
2005	Derek Tiller	208
2006	Marty Bauer	150
2007	Ben Miller	160
2008	Trey Johnson	133
2009	Pat Illig	98
2010	Pat Illig	134
2011	Tymeco Gregory	156
2012	Jared Singleton	224
2013	Jared Singleton	175
2014	Anton Wahrby	124
2015	Anton Wahrby	162
2016	Jared Jacon-Duffy	177
2017	Jared Jacon-Duffy	105
2018	Josh Burger	109



Brad McAbee holds Wofford records for the most knockdown blocks in a game.



RECORDS • TOTAL OFFENSE

MOST TOTAL OFFENSE YARDS

Game	Opponent	Year
323	Shawn Graves vs. Lenoir-Rhyne	1990
321	Eric Breitenstein at Elon	2012
305	Warren Whittaker vs. Frederick	1966
299	Carter Davis vs. Davidson	1974
298	Shawn Graves vs. Catawba	1992
284	Harold Chandler vs. Catawba	1969
279	Carter Davis vs. Albion	1973
272	Todd Heldreth vs. East Tennessee State	1963
268	Ben Widmyer vs. Chattanooga	2008
267	Charlie Bradshaw vs. The Citadel	1956

Season

2157	Travis Wilson	1999
2084	Ben Widmyer	2008
2035	Eric Breitenstein	2012
1982	Travis Wilson	2000
1916	Carter Davis	1973
1864	Shawn Graves	1991
1852	Harold Chandler	1970
1845	Shawn Graves	1992
1784	Lamond Smith	1994
1690	Shawn Graves	1989
1668	Shawn Graves	1990

Career

7067	Shawn Graves	1989-92
6555	Travis Wilson	1998-2001
5730	Eric Breitenstein	2008-12
4948	Mitch Allen	2008-11
4815	Carter Davis	1971-74
4109	Kevious Johnson	2003-04, 06-07
3719	Warren Whittaker	1963-66
3703	Ricky Satterfield	1972-75
3665	Ted Phelps	1965-68
3631	Harold Chandler	1967-70

MOST TOTAL OFFENSE PLAYS

Season

370	Rick Cloninger	1978
344	Carter Davis	1973
326	Rick Cloninger	1976
321	Warren Whittaker	1966
306	Shawn Graves	1989
306	Ted Phelps	1968
303	Travis Wilson	2000
301	Chuck Fraser	1987
295	Jason Hill	1988
294	Travis Wilson	1999
294	Lorenzo Long	2016

Career

993	Carter Davis	1971-74
988	Shawn Graves	1989-92
921	Eric Breitenstein	2008-12
911	Travis Wilson	1998-2001
876	Rick Cloninger	1975-78
800	Chuck Fraser	1984-87
790	Warren Whittaker	1963-66
788	Ted Phelps	1965-68
774	Mitch Allen	2008-11
682	Ricky Satterfield	1972-75
666	Lorenzo Long	2013-16
633	Kevious Johnson	2003-04, 06-07
617	Harold Chandler	1967-70

MOST TOUCHDOWNS RESPONSIBLE FOR

Game

5	J.R. McNair vs. Chattanooga	2003
5	Shawn Graves vs. West Georgia	1991
5	Shawn Graves vs. Lenoir-Rhyne	1990
5	Shawn Graves vs. Newberry	1989
5	Tim May vs. Gardner-Webb	1981
5	Bobby Jordan vs. Carson-Newman	1969

5	Jack Beeler vs. Parris Island	1951
5	Joe Ashmore vs. Piedmont	1936

Season

26	Shawn Graves	1989
25	Shawn Graves	1991
25	Carter Davis	1973
23	Dan Romero	2008
22	Eric Breitenstein	2010
20	Shawn Graves	1990
20	Jason Hill	1988
20	Ben Widmyer	2008
19	Shawn Graves	1992
19	Eric Breitenstein	2011
19	Eric Breitenstein	2012
18	Travis Wilson	1999
18	Lorenzo Long	2016

Career

90	Shawn Graves	1989-92
65	Eric Breitenstein	2008-12
54	Carter Davis	1971-74
43	Lorenzo Long	2013-16
42	Mitch Allen	2008-11
41	Josh Collier	2004-07
36	Kevious Johnson	2003-04, 06-07
33	Dane Romero	2005-08
31	Travis Wilson	1998-2001
30	Melvin Jones	1999-2002
30	Ben Widmyer	2005-08

HIGHEST TOTAL OFFENSE YARDS PER PLAY

Season (min. 100 plays)

9.1	Shawn Graves	1990
8.2	Lennox McAfee	2017
8.0	Bob Roma	1961
8.0	Ben Widmyer	2008
7.8	Jesse McCoy	2002
7.5	Shawn Graves	1992
7.4	Shawn Graves	1991
7.3	Travis Wilson	1999
7.1	Aaron Allen	1991
7.0	Eric Breitenstein	2012
6.8	Lenny Best	1979
6.8	Kevious Johnson	2007

Career

7.3	Jesse McCoy	1999-2002
7.2	Shawn Graves	1989-92
7.2	Travis Wilson	1998-2001
6.7	Keith Green	1988-90
6.5	Kevious Johnson	2003-04, 06-07
6.5	Ben Widmyer	2005-08
6.4	Mitch Allen	2008-11
6.3	Eric Breitenstein	2008-12
6.3	Gabriel Jackson	2002-05
6.2	Bob Roma	1959-62
6.2	Donovan Johnson	2010-13

HIGHEST TOTAL OFFENSE YARDS PER GAME

Season

205.0	Shawn Graves	1992
196.1	Travis Wilson	1999
185.3	Shawn Graves	1990
180.2	Travis Wilson	2000
173.7	Ben Widmyer	2008
169.5	Shawn Graves	1991
162.2	Lamond Smith	1994
156.5	Eric Breitenstein	2012
153.6	Shawn Graves	1989
145.7	Rick Cloninger	1978

RUSHING FOR 2,000 YARDS, PASSING FOR 4,000 YARDS

Career

Travis Wilson, 1998-2001 (2,488 rushing, 4,067 passing)

ANNUAL TOTAL OFFENSE LEADERS

Year	Player	Rush	Pass	Total
1949	Sammy Sewell	725	550	1275
1950	Jack Beeler	335	566	901
1951	Jack Beeler	196	637	833
1952	Jimmy Brock	300	328	628
1953	Sherry Awtrye	432	296	728
1954	Charlie Jones	272	294	566
1955	Frank DePrete	715	15	730
1956	Charlie Bradshaw	347	768	1115
1957	Charlie Bradshaw	97	604	701
1958	Charlie Bradshaw	39	707	746
1959	Jackie Drawdy	588	41	629
1960	Bill Neely	252	402	654
1961	Bob Roma	1054	16	1070
1962	Tommy Ellis	210	851	1061
1963	Todd Heldreth	317	1078	1395
1964	Warren Whittaker	158	638	796
1965	Warren Whittaker	575	733	1308
1966	Warren Whittaker	447	1146	1593
1967	Ted Phelps	744	134	878
1968	Ted Phelps	1054	103	1157
1969	Harold Chandler	385	1133	1518
1970	Harold Chandler	242	1610	1852
1971	Clifford Boyd	851	0	851
1972	Carter Davis	70	723	793
1973	Carter Davis	518	1398	1916
1974	Carter Davis	381	952	1333
1975	Lewis Brown	406	671	1077
1976	Rick Cloninger	463	764	1227
1977	Mitchell Gainey	569	17	586
1978	Rick Cloninger	426	1177	1603
1979	Lenny Best	1151	0	1151
1980	Lenny Best	897	0	897
1981	Anthony Gaines	627	0	627
1982	Charlie Bradshaw	199	1053	1252
1983	Billy Estridge	0	750	750
1984	Gary Patterson	0	796	796
1985	Chuck Fraser	214	1029	1243
1986	Chuck Fraser	0	1215	1215
1987	Tim Forman	373	0	373
1988	Jason Hill	680	774	1454
1989	Shawn Graves	1483	207	1690
1990	Shawn Graves	1324	457	1781
1991	Shawn Graves	1502	533	2035
1992	Shawn Graves	990	855	1845
1993	Adam Wiles	328	380	708
1994	Lamond Smith	1397	103	1500
1995	Brad Smothers	418	149	567
1996	Brad Smothers	514	493	1007
1997	Brad Smothers	609	373	982
1998	Travis Wilson	354	615	969
1999	Travis Wilson	936	1221	2157
2000	Travis Wilson	779	1203	1982
2001	Travis Wilson	419	1028	1447
2002	Jeff Zolman	564	476	1040
2003	Jeff Zolman	607	389	996
2004	Kevious Johnson	1035	0	1035
2005	Josh Collier	530	617	1147
2006	Josh Collier	425	538	963
2007	Josh Collier	514	1030	1544
2008	Ben Widmyer	800	1284	2084
2009	Mitch Allen	633	605	1238
2010	Eric Breitenstein	1639	0	1639
2011	Eric Breitenstein	1474	0	1474
2012	Eric Breitenstein	2035	0	2035
2013	Donovan Johnson	854	0	854
2014	Lorenzo Long	930	0	930
2015	Lorenzo Long	969	0	969
2016	Lorenzo Long	1424	0	1424
2017	Brandon Goodson	285	1095	1380
2018	Joe Newman	533	1070	1603

MOST CARRIES

Game		
36	Kevious Johnson vs. Elon	2004
35	Eric Breitenstein at Samford	2012
35	Donovan Johnson vs. Georgia Southern	2013
34	Ricky Satterfield vs. Western Carolina	1975
33	Clifford Boyd vs. Guilford	1971
33	Eric Breitenstein vs. Appalachian State	2011
33	Donovan Johnson vs. Samford	2013
32	Donovan Johnson at The Citadel	2013
31	Shawn Graves vs. New Haven	1989
31	Shawn Graves vs. Lenoir-Rhyne	1989
31	Tim May vs. The Citadel	1984
31	Eric Breitenstein at Elon	2010
30	Ricky Satterfield vs. Elon	1973
30	Eric Breitenstein at Chattanooga	2011
Season		
294	Lorenzo Long	2016
290	Eric Breitenstein	2012
284	Ted Phelps	1968
268	Eric Breitenstein	2011
267	Eric Breitenstein	2010
241	Shawn Graves	1989
227	Ricky Satterfield	1973
210	Clifford Boyd	1970
210	Dane Romero	2008
205	Rick Cloninger	1976
203	Ricky Satterfield	1975
200	Rick Cloninger	1978
Career		
912	Eric Breitenstein	2008-12
730	Shawn Graves	1989-92
712	Ted Phelps	1965-68
676	Ricky Satterfield	1972-75
666	Lorenzo Long	2013-16
657	Clifford Boyd	1968-71
607	Kevious Johnson	2003-04, 06-07
549	Melvin Jones	1999-2002
530	Rick Cloninger	1975-78
504	Bobby Jordan	1968-71
475	Tim May	1981-84
469	J.R. McNair	2000-03
440	Travis Wilson	1998-2001

MOST RUSHING YARDS

Game		
323	Shawn Graves vs. Lenoir-Rhyne	1990
321	Eric Breitenstein at Elon	2012
275	Lamond Smith vs. Charleston Southern	1994
270	Chris Hanson vs. Appalachian State	1967
256	Lamond Smith vs. Wingate	1994
247	Eric Breitenstein vs. New Hampshire	2012
242	Shawn Graves vs. Central Connecticut State	1990
237	Shawn Graves vs. West Virginia Tech	1989
234	Shawn Graves vs. West Georgia	1991
230	Eric Breitenstein vs. Furman	2010
227	Eric Breitenstein at Samford	2010
219	Eric Breitenstein at Gardner-Webb	2012
217	Eric Breitenstein vs. Elon	2011
212	Ricky Satterfield vs. Guilford	1972
208	Lenny Best vs. Lenoir-Rhyne	1979
208	Ricky Satterfield vs. Western Carolina	1975
207	Shawn Graves vs. Lenoir-Rhyne	1992
203	Shawn Graves vs. Presbyterian	1991
202	Clifford Boyd vs. Guilford	1971
200	Andre Stoddard at Gardner-Webb	2018
Season		



Kevious Johnson holds the school record with 36 carries against Elon in 2004.

2035	Eric Breitenstein	2012
1639	Eric Breitenstein	2010
1483	Shawn Graves	1989
1474	Eric Breitenstein	2011
1424	Lorenzo Long	2016
1331	Shawn Graves	1991
1324	Shawn Graves	1990
1267	Lamond Smith	1994
1263	Kevious Johnson	2007
1193	Ricky Satterfield	1973
1120	Lenny Best	1979
1078	Dane Romero	2008
1059	Ted Phelps	1968
1054	Bob Roma	1961
1042	Ricky Satterfield	1975
1040	Clifford Boyd	1969
1035	Kevious Johnson	2004
1022	Clifford Boyd	1970
1001	Jesse McCoy	2002
Career		
5730	Eric Breitenstein	2008-12
5128	Shawn Graves	1989-92
3851	Kevious Johnson	2003-04, 06-07
3686	Ricky Satterfield	1972-75
3479	Lorenzo Long	2013-16
3282	Ted Phelps	1965-68
3201	Clifford Boyd	1968-71
2684	Jesse McCoy	1999-2002
2647	Donovan Johnson	2010-13
2574	Mitch Allen	2008-11
2488	Travis Wilson	1998-2001
2486	Bobby Jordan	1968-71
2410	Melvin Jones	1999-2002
2322	Tim May	1981-84
2237	Lenny Best	1978-81
2020	Bob Roma	1959-62
1954	Dane Romero	2005-08
1949	J.R. McNair	2000-03
1926	Lennox McAfee	2015-18
1885	Andre Stoddard	2015-18
1853	Frank Brady	1977-80
1824	Frank DePrete	1955-57
1807	Gabriel Jackson	2002-05
1794	Bill Lane	1962-64
1785	Tony Hudson	1997-2000

1754	Lamond Smith	1991-94
1715	Miles Lane	1995-98
1689	Joe Hazle	1952-54
1687	Mike Rucker	2007-10
1620	Keith Green	1988-90
1609	Josh Collier	2004-07
1592	Will Gay	2012-16
1591	Gary Whitlock	1958-61
1559	Jeff Zolman	2001-04
1546	Mitchell Gainey	1985-78
1545	Ken McKie	1983-86
1541	Brad Smothers	1995-97
1512	Will Hunter	1996-99
1400	Aaron Allen	1989-92
1393	Clarence Robinson	1991-94
1370	Rick Cloninger	1975-78
1358	Raymond Smith	2012-15
1334	Keith Davis	1986-89
1333	Scott Tilley	1973-76
1307	Randy Perry	1971-74
1288	Jerry Kelly	1975-78
1282	Jeff Sarvis	1977-80
1266	Lomar Foster	1993-96

LONGEST RUSHING PLAYS

99	Michael Hobbs vs. Georgia Southern, 2006
98	Jack Drawdy vs. Presbyterian, 1958
97	Dane Romero vs. Gardner-Webb, 2005
94	Blake Morgan at Presbyterian 2017
93	Shawn Graves vs. Catawba, 1992
92	Ray Smith at Georgia Tech, 2014
90	Shawn Graves vs. Lenoir-Rhyne, 1992
90	Eric Breitenstein at Elon, 2012
87	Lamond Smith vs. Newberry, 1994
86	Andrew Warner vs. Salem, 1988
84	Bob Roma vs. Furman, 1961
83	Craig Best vs. Elon, 1983
83	Michael Weimer at Western Carolina, 2013
82	Jeff Zolman vs. Newberry, 2002
81	Jerry Kelly vs. Appalachian State, 1978
80	Gabriel Jackson vs. Elon, 2005
80	Bobby Jordan vs. Carson-Newman, 1969
80	Mike Rucker vs. Charleston Southern, 2009
78	Shaun Fogle vs. East Tennessee State, 2000
77	Shawn Graves vs. Catawba, 1991
76	Mike Rucker at Charleston Southern, 2010
75	Lamond Smith vs. UAB, 1994
75	Ben Widmyer vs. Chattanooga, 2008
75	Joe Newman at Youngstown State, 2016
74	Derek Boyce vs. Appalachian State, 2009
74	Ken McKie vs. Davidson, 1985
74	Andy Strickland vs. Western Carolina, 2008
74	Mike Rucker vs. Western Carolina, 2008
73	Kevious Johnson vs. South Carolina State, 2006
73	Shawn Graves vs. Newberry, 1989
73	Tim Forman vs. East Tennessee State, 1987
73	Skip Corn vs. Lenoir-Rhyne, 1970
73	Michael Weimer vs. Western Carolina, 2012
72	Travis Wilson vs. Charleston Southern, 1999
72	Shawn Graves vs. Presbyterian, 1991
72	Ricky Satterfield vs. Newberry, 1972
72	Ray Smith at Chattanooga, 2014
71	Lamond Smith vs. The Citadel, 1994
71	Shawn Graves vs. East Tennessee State, 1990
71	Keith Davis vs. Savannah State, 1988
71	Harold Chandler vs. Presbyterian, 1969
71	Andy Strickland vs. Charleston Southern, 2008
70	Shawn Graves vs. Cheyney, 1991
70	Shawn Graves vs. Newberry, 1989
70	Shawn Graves vs. New Haven, 1989
70	Scott Tilley vs. Newberry, 1974
70	Ryan Lovelace vs. The Citadel, 2018

TEAM RECORDS • RUSHING

1241	Chris Hanson	1966-68
1214	Ben Widmyer	2005-08
1202	Warren Whittaker	1963-66
1201	Michael Hobbs	2004-07
1188	Arthur Lindsay	1982-85
1175	Evan Jacks	2013-15
1141	Todd Arnold	1991-94
1136	Jimmy Brock	1949-53
1135	Blake Morgan	2016-present
1134	B.B. Stevens	1954-55
1122	Brian Taylor	1991-94
1115	Corey Dunn	2002-05
1112	Freddie Brown	1987-90
1107	Kevin German	1985-88
1099	Wade Lang	1979-82
1082	Darrin Goss	1989-92
1055	Ray Monroe	1970-73
1046	Craig Best	1981-84
1023	Bernard Wilson	1979-82
1018	Kent Hall	1955-57

MOST RUSHING TOUCHDOWNS

Game		
5	J.R. McNair vs. Chattanooga	2003
5	Shawn Graves vs. West Georgia	1991
5	Shawn Graves vs. Lenoir-Rhyne	1990
5	Shawn Graves vs. Newberry	1989
4	Shawn Graves vs. West Virginia Tech	1989
4	Kent Hall vs. Stetson	1956
4	Frank Brady vs. Gardner-Webb	1980
4	Dane Romero at James Madison	2008
4	Eric Breitenstein vs. Furman	2010
4	Eric Breitenstein vs. Elon	2011
4	Lorenzo Long vs. Mercer	2014
Season		
24	Shawn Graves	1989
23	Dane Romero	2008
22	Eric Breitenstein	2010
20	Shawn Graves	1991
19	Eric Breitenstein	2011
19	Eric Breitenstein	2012
18	Lorenzo Long	2016
17	Shawn Graves	1990
17	Bobby Jordan	1969
16	Keith Green	1990
15	Lamond Smith	1994
15	Lorenzo Long	2014
15	Andre Stoddard	2017
Career		
72	Shawn Graves	1989-92
65	Eric Breitenstein	2008-12
43	Lorenzo Long	2013-16
35	Bobby Jordan	1968-71
32	Kevious Johnson	2003-04, 06-07
32	Dane Romero	2005-08
30	Melvin Jones	1999-2002
30	Clifford Boyd	1968-71
29	J.R. McNair	2000-03
29	Andre Stoddard	2015-18
27	Ricky Satterfield	1972-75

MOST 100-YARD GAMES

Season		
12	Eric Breitenstein	2012
10	Eric Breitenstein	2011
8	Shawn Graves	1989
8	Eric Breitenstein	2010

8	Lorenzo Long	2016
7	Shawn Graves	1991
6	Lenny Best	1979
6	Ricky Satterfield	1973
5	Lamond Smith	1994
5	Shawn Graves	1992
5	Shawn Graves	1990
5	Bobby Jordan	1970
5	Clifford Boyd	1970
5	Kevious Johnson	2007
5	Dane Romero	2008
5	Lorenzo Long	2014

Career

32	Eric Breitenstein	2008-12
25	Shawn Graves	1989-92
16	Lorenzo Long	2013-16
15	Ricky Satterfield	1972-75
14	Kevious Johnson	2003-04, 06-07
13	Clifford Boyd	1968-71
10	Lenny Best	1978-81
9	Bobby Jordan	1968-71
9	Donovan Johnson	2010-13
8	Jesse McCoy	1999-2002
8	Tim May	1981-84

HIGHEST YARDS PER CARRY AVERAGE

Season

(minimum 100 attempts)		
8.8	Shawn Graves	1990
8.8	Donovan Johnson	2011
8.1	Bob Roma	1961
7.8	Lamond Smith	1994
7.8	Jesse McCoy	2002
7.5	Shawn Graves	1991
7.1	Aaron Allen	1991
7.1	Lennox McAfee	2018
7.0	Eric Breitenstein	2012
6.9	Kevious Johnson	2007
6.7	Keith Green	1990

Career

(minimum 200 carries)		
7.3	Jesse McCoy	1999-2002
7.0	Shawn Graves	1989-92
6.9	Lennox McAfee	2015-18
6.7	Keith Green	1988-90
6.3	Bob Roma	1959-62
6.3	Gabriel Jackson	2002-05
6.3	Lamond Smith	1991-94
6.3	Kevious Johnson	2003-04, 06-07
6.3	Eric Breitenstein	2008-12
6.2	Donovan Johnson	2010-13
6.1	Aaron Allen	1989-92
6.1	Dane Romero	2005-08
6.0	Will Hunter	1996-99

HIGHEST YARDS PER GAME AVERAGE

Season

156.5	Eric Breitenstein	2012
147.1	Shawn Graves	1990
134.8	Shawn Graves	1989
126.1	Eric Breitenstein	2010
124.4	Lenny Best	1979
122.8	Eric Breitenstein	2011
121.0	Shawn Graves	1991
115.2	Lamond Smith	1994
110.0	Shawn Graves	1992
108.5	Ricky Satterfield	1973

ANNUAL RUSHING LEADERS

Year	Rushing	Atts	Yds	Avg
1949	Sammy Sewell	138	725	5.3
1950	Jack Beeler	96	335	3.5
1951	Bobby McLellan	105	397	3.8
1952	Eli Sanders	66	303	4.6
1953	Joe Hazle	157	870	5.5
1954	B.B. Stevens	125	694	5.6
1955	Frank DePrete	127	715	5.6
1956	Kent Hall	120	654	5.5
1957	Frank DePrete	120	639	5.3
1958	Gary Whitlock	119	587	4.9
1959	Jackie Drawdy	96	588	6.1
1960	Bill Neely	81	252	3.1
1961	Bob Roma	130	1054	8.1
1962	Bob Roma	110	621	5.6
1963	Will L. Lane	151	720	4.8
1964	Will L. Lane	141	644	4.6
1965	Ted Phelps	109	635	5.8
1966	Ted Phelps	135	844	6.3
1967	Chris Hanson	184	857	4.7
1968	Ted Phelps	284	1054	3.7
1969	Clifford Boyd	197	1040	5.3
1970	Clifford Boyd	210	1022	4.9
1971	Clifford Boyd	182	851	4.7
1972	Ricky Satterfield	120	692	5.8
1973	Ricky Satterfield	227	1193	5.3
1974	Ricky Satterfield	126	759	6.0
1975	Ricky Satterfield	203	1042	5.1
1976	Scott Tilley	176	824	4.7
1977	Mitchell Gainey	137	569	4.2
1978	Mitchell Gainey	144	860	5.8
1979	Lenny Best	164	1120	6.8
1980	Lenny Best	169	897	5.3
1981	Anthony Gaines	141	627	4.4
1982	Eddie Maddox	110	570	5.2
1983	Tim May	144	624	4.3
1984	Tim May	170	796	4.7
1985	Ken McKie	136	850	6.3
1986	Ken McKie	98	441	4.5
1987	Tim Forman	67	373	5.6
1988	Jason Hill	192	680	3.5
1989	Shawn Graves	241	1483	6.2
1990	Shawn Graves	151	1324	8.8
1991	Shawn Graves	178	1502	8.4
1992	Shawn Graves	160	990	6.2
1993	Clarence Robinson	103	632	6.1
1994	Lamond Smith	163	1397	8.6
1995	Lomar Foster	92	588	6.4
1996	Lomar Foster	87	633	7.3
1997	Brad Smothers	170	609	3.6
1998	Miles Lane	129	575	4.5
1999	Travis Wilson	173	936	5.4
2000	Travis Wilson	165	779	4.7
2001	Melvin Jones	194	905	4.7
2002	Jesse McCoy	128	1001	7.8
2003	Kevious Johnson	137	823	6.0
2004	Kevious Johnson	173	1035	6.0
2005	Gabriel Jackson	98	627	6.4
2006	Kevious Johnson	115	730	6.3
2007	Kevious Johnson	182	1263	6.9
2008	Dane Romero	210	1078	5.1
2009	Mitch Allen	136	633	4.7
2010	Eric Breitenstein	267	1639	6.1
2011	Eric Breitenstein	268	1474	5.5
2012	Eric Breitenstein	290	2035	7.0
2013	Donovan Johnson	192	854	4.4
2014	Lorenzo Long	163	930	5.7
2015	Lorenzo Long	178	969	5.4
2016	Lorenzo Long	294	1424	4.8
2017	Andre Stoddard	176	825	4.7
2018	Andre Stoddard	156	913	5.9

TEAM RECORDS • 100-YARD RUSHING GAMES

Yards	Player	Opponent	Year
323	Shawn Graves	Lenoir-Rhyne	1990
321	Eric Breitenstein	Elon	2012
275	Lamond Smith	Charleston Southern	1994
270	Chris Hanson	Appalachian State	1967
256	Lamond Smith	Wingate	1994
247	Eric Breitenstein	New Hampshire	2012
242	Shawn Graves	Central Conn. State	1990
237	Shawn Graves	West Virginia Tech	1989
234	Shawn Graves	West Georgia	1991
230	Eric Breitenstein	Furman	2010
227	Eric Breitenstein	Samford	2010
219	Eric Breitenstein	Gardner-Webb	2012
217	Eric Breitenstein	Elon	2011
212	Ricky Satterfield	Guilford	1972
208	Lenny Best	Lenoir-Rhyne	1979
208	Ricky Satterfield	Western Carolina	1975
207	Shawn Graves	Lenoir-Rhyne	1992
203	Shawn Graves	Presbyterian	1991
202	Clifford Boyd	Guilford	1971
200	Andre Stoddard	Gardner-Webb	2018
196	Clifford Boyd	Appalachian State	1969
195	Ricky Satterfield	Gardner-Webb	1973
194	Lorenzo Long	Mercer	2015
193	Shaun Fogle	East Tennessee State	2000
192	Shawn Graves	Catawba	1991
191	Josh Collier	Chattanooga	2007
190	Shawn Graves	Newberry	1989
190	Lenny Best	Gardner-Webb	1979
186	Mitchell Gainey	The Citadel	1978
184	Jesse McCoy	The Citadel	2002
184	Shawn Graves	Elon	1990
183	Kevious Johnson	Elon	2004
181	Shawn Graves	New Haven	1989
181	Tim May	The Citadel	1984
180	Bobby Jordan	Western Carolina	1970
180	Kent Hall	Stetson	1956
178	Lenny Best	Furman	1979
178	Bobby Jordan	Carson-Newman	1969
178	Mitch Allen	Western Carolina	2010
178	Eric Breitenstein	Jacksonville State	2010
177	Lenny Best	Presbyterian	1979



Quarterback Shawn Graves (1989-92) is second in career rushing with 5,128 yards and 25 100+ rushing games.

Yards	Player	Opponent	Year
175	Lenny Best	Presbyterian	1980
173	Donovan Johnson	Samford	2011
173	Eric Breitenstein	Appalachian State	2011
171	Brad Smothers	Elon	1995
170	Gabriel Jackson	The Citadel	2004
170	Shawn Graves	Newberry	1991
168	Eric Breitenstein	Samford	2012
168	Melvin Jones	Appalachian State	2001
166	Keith Green	Presbyterian	1989
166	Lenny Best	Catawba	1979
166	Ted Phelps	Appalachian State	1968
165	Michael Scott	Samford	2009
163	Darrin Goss	Lenoir-Rhyne	1992
163	Shawn Graves	Catawba	1992
162	Lorenzo Long	Samford	2015
160	Chris Hanson	Newberry	1967
160	Eric Breitenstein	Western Carolina	2012
159	Aaron Allen	New Haven	1991
159	Ricky Satterfield	Elon	1973
158	Lenny Best	Carson-Newman	1980
158	Ben Widmyer	Chattanooga	2008
158	Eric Breitenstein	Furman	2012
157	Andre Stoddard	Western Carolina	2017
157	Eric Breitenstein	Appalachian State	2008
156	Kevious Johnson	Chattanooga	2004
156	Lorenzo Long	East Tennessee State	2016
156	Mitch Allen	Northern Iowa	2011
155	Miles Lane	Samford	1996
155	Charlie Bradshaw	Davidson	1979
155	Joe Newman	Chattanooga	2018
152	Tim May	Liberty	1984
152	Eric Breitenstein	Elon	2010
151	Donovan Johnson	Samford	2013
151	Lorenzo Long	Gardner-Webb	2014
150	Shawn Graves	Newberry	1990
150	Tim May	Gardner-Webb	1984
150	Donovan Johnson	Georgia Southern	2013
149	Donovan Johnson	The Citadel	2013
149	Shawn Graves	The Citadel	1992
149	Shawn Graves	East Tennessee State	1990
149	Clifford Boyd	Furman	1969
149	Eric Breitenstein	Western Carolina	2010
148	Mitchell Gainey	Gardner-Webb	1978
147	Shawn Graves	West Georgia	1989
147	Frank DePrete	The Citadel	1957
146	Tony Hudson	Louisiana-Lafayette	1999
146	Mitchell Gainey	Lenoir-Rhyne	1978
146	Dane Romero	The Citadel	2008
145	Kevious Johnson	Montana	2007
145	Jesse McCoy	Appalachian State	2002
145	Melvin Jones	Western Carolina	2001
145	Eddie Maddox	The Citadel	1982
144	Shawn Graves	Catawba	1989
144	Ted Phelps	Furman	1966
143	Lorenzo Long	Chattanooga	2015
143	J.R. McNair	East Tennessee State	2002
143	Brad Smothers	Dayton	1995
143	Ken McKie	Lenoir-Rhyne	1985
142	Rod Garner	Newberry	1989
142	Kevin Gorman	The Citadel	1985
142	Ricky Satterfield	Western Carolina	1974
142	Joe Hazle	Marshall	1953
141	Jeff Zolman	North Carolina A&T	2003
141	Shawn Graves	Davidson	1989
141	Donovan Johnson	Chattanooga	2011
141	Michael Weimer	Western Carolina	2012
141	Evan Jacks	The Citadel	2014

Yards	Player	Opponent	Year
140	Lamond Smith	Newberry	1994
140	Eddie Maddox	Elon	1982
140	Eric Breitenstein	Chattanooga	2011
138	Arthur Lindsay	Mars Hill	1985
138	Lorenzo Long	North Greenville	2014
137	Kevious Johnson	Georgia Southern	2007
137	Jeff Sarvis	Carson-Newman	1977
137	Bobby Jordan	West Liberty	1970
136	Jesse McCoy	Western Carolina	1999
136	Scott Tilley	Newberry	1974
136	Donovan Johnson	Western Carolina	2011
135	Kevious Johnson	The Citadel	2004
135	Melvin Jones	Chattanooga	2002
135	Eric Breitenstein	North Dakota State	2012
135	Clifford Boyd	Elon	1971
135	Mitch Allen	Charleston Southern	2008
135	Lorenzo Long	Western Carolina	2016
134	Jesse McCoy	Chattanooga	1999
134	Eric Breitenstein	Union	2010
133	Jesse McCoy	VMI	2000
133	Shawn Graves	Lenoir-Rhyne	1989
133	Jason Hill	VMI	1988
133	Frank Brady	Gardner-Webb	1980
132	Kevious Johnson	Gardner-Webb	2004
132	Eric Breitenstein	Chattanooga	2012
132	Michael Weimer	Western Carolina	2013
131	Ashley Kilgore	Gardner-Webb	1994
131	Shawn Graves	New Haven	1991
131	Wade Lang	Western Carolina	1979
131	Bobby Jordan	Catawba	1971
131	Bobby Jordan	Catawba	1970
131	Eric Breitenstein	Chattanooga	2010
131	Eric Breitenstein	Northern Iowa	2011
131	Lennox McAfee	Gardner-Webb	2018
130	Aaron Allen	West Georgia	1991
130	Arthur Lindsay	Lenoir-Rhyne	1985
130	Jimmie Brock	Catawba	1953
130	Ray Smith	Furman	2014
129	Kevious Johnson	Elon	2007
129	Kevious Johnson	South Carolina	2006
129	Gabriel Jackson	Gardner-Webb	2005
129	Bernard Wilson	Lenoir-Rhyne	1981
129	Joe Hazle	Parris Island	1953
129	Eric Breitenstein	Furman	2011
128	Kevious Johnson	Western Carolina	2007
128	Josh Collier	Elon	2006
128	Travis Wilson	Western Carolina	1999
128	Travis Wilson	East Tennessee State	1999
128	Lamond Smith	Elon	1994
128	Tim May	Elon	1984
128	Anthony Gaines	Gardner-Webb	1980
128	Ricky Satterfield	Furman	1973
128	Lorenzo Long	Samford	2014
127	Lorenzo Long	Johnson C. Smith	2016
126	J.R. McNair	Chattanooga	2003
126	Tony Hudson	Chattanooga	1999
126	Ricky Satterfield	Newberry	1972
126	Clifford Boyd	Catawba	1969
126	Eric Breitenstein	Samford	2011
126	Donovan Johnson	Western Carolina	2012
125	Todd Arnold	Catawba	1993
125	Frank Brady	Gardner-Webb	1979
125	Clifford Boyd	Catawba	1971
125	Ted Phelps	Davidson	1966
125	Eric Breitenstein	South Carolina	2012
125	Lorenzo Long	VMI	2014
125	Joe Newman	Youngstown State	2016

NCAA PLAYOFFS
 1990 1991 2003 2007 2008 2010 2011 2012 2016 2017 2018

TEAM RECORDS • 100-YARD RUSHING GAMES

SOUTHERN CONFERENCE CHAMPIONS 2003 2007 2010 2012 2017 2018

Yards	Player	Opponent	Year
124	Ken McKie	Davidson	1985
124	Rick Cloninger	Newberry	1976
124	Clifford Boyd	Emory & Henry	1969
124	Dane Romero	Samford	2008
123	Craig Best	Elon	1983
123	Tim May	Gardner-Webb	1981
123	Ray Monroe	Presbyterian	1972
123	Donovan Johnson	Western Carolina	2010
123	Eric Breitenstein	Appalachian State	2012
123	Lorenzo Long	Chattanooga	2016
122	Mitchell Gainey	Newberry	1977
122	Scott Tilley	Newberry	1976
122	Ricky Satterfield	Presbyterian	1973
121	Jesse McCoy	Chattanooga	2002
121	Melvin Jones	VMI	2001
121	Travis Wilson	Louisiana-Lafayette	1999
121	Ricky Satterfield	Elon	1975
121	Eric Breitenstein	South Florida	2009
121	Mitch Allen	Furman	2010
121	Brandon Goodson	Furman	2016
121	Lennox McAfee	ETSU	2018
120	Evan Jacks	Furman	2015
120	Kevious Johnson	Coastal Carolina	2006
120	Blake Morgan	Presbyterian	2017
120	Lomar Foster	Presbyterian	1996
120	Clarence Robinson	Bowie State	1992
120	Ken McKie	Concord	1985
120	Lenny Best	Furman	1980
120	Ted Phelps	Carson-Newman	1967
120	Frank Greene	Furman	1955
119	Eric Stephens	Presbyterian	1995
119	David Mangum	South Carolina State	1974
119	Andre Stoddard	Mercer	2018
118	Travis Wilson	The Citadel	2000
118	Ryan Jinks	Lenoir-Rhyne	1994
118	Andrew Warner	Salem College	1988
118	Tim May	Georgia Southern	1982
118	Clifford Boyd	Newberry	1970
118	Kevious Johnson	Furman	2007
118	Dane Romero	Georgia Southern	2008



Eric Breitenstein holds the school record for career rushing with 5,730 yards. He holds three of the top four single season marks and is the career leader in career carries with 912.

Yards	Player	Opponent	Year
118	Mike Rucker	Samford	2008
117	Josh Collier	Gardner-Webb	2006
117	Brad Smothers	Charleston Southern	1997
117	Shawn Graves	Winston-Salem St.	1992
117	Anthony Jennings	Winston-Salem St.	1991
117	Ricky Satterfield	Newberry	1975
117	Clifford Boyd	Appalachian State	1970
117	Lorenzo Long	Samford	2016
116	Tim May	The Citadel	1981
116	Ricky Satterfield	Albion	1973
116	Kent Hall	Davidson	1956
116	Donovan Johnson	Gardner-Webb	2013
116	Will Gay	Tennessee Tech	2016
115	Evan Jacks	Samford	2015
115	Adrian Young	Western Carolina	2007
115	Michael Hobbs	Georgetown	2005
115	Travis Wilson	Charleston Southern	1999
115	Arthur Lindsay	Liberty	1985
114	Michael Hobbs	Georgia Southern	2005
114	Jesse McCoy	Georgia Southern	2002
114	Jesse McCoy	Western Carolina	2000
114	Clarence Robinson	Lenoir-Rhyne	1993
114	Shawn Graves	Cheyney	1991
114	Sandy Boyd	Presbyterian	1977
114	Jonny Martin	Elon	2013
113	Bernard Wilson	Georgia Southern	1982
113	Frank Brady	Catawba	1979
112	Shawn Graves	Presbyterian	1989
112	Lewis Brown	Catawba	1975
112	Ricky Satterfield	Lenoir-Rhyne	1973
112	Ricky Satterfield	Elon	1972
112	Eric Breitenstein	Western Carolina	2011
111	Michael Hobbs	Georgia Southern	2006
111	Corey Dunn	Elon	2005
111	Keith Davis	West Georgia	1989
111	Craig Best	Lenoir-Rhyne	1984
111	Ricky Satterfield	Presbyterian	1975
111	Scott Tilley	Davidson	1974
111	Lorenzo Long	VMI	2016
111	Andre Stoddard	Chattanooga	2018
111	Dane Romero	Gardner-Webb	2005
111	Ryan Jinks	Wingate	1994
111	Shawn Graves	Presbyterian	1992
111	Frank Brady	The Citadel	1979
111	David Currie	Davidson	1970
111	Mitch Allen	Samford	2011
111	Eric Breitenstein	The Citadel	2012
109	Evan Jacks	VMI	2015
109	Ricky Satterfield	Gardner-Webb	1972
109	Bobby Jordan	Furman	1969
108	Keith Davis	Savannah State	1988
108	Lenny Best	Davidson	1979
108	Mitchell Gainey	Catawba	1977
108	Bobby Jordan	Lenoir-Rhyne	1970
108	Clifford Boyd	Lenoir-Rhyne	1970
108	Ray Smith	Georgia Tech	2014
108	Lorenzo Long	Mercer	2016
107	J.R. McNair	Furman	2002
107	Nathan Price	VMI	1999
107	Mike Rucker	James Madison	2008
107	Clifford Boyd	Davidson	1970
107	Ben Widmyer	Presbyterian	2008
107	Eric Breitenstein	Presbyterian	2011
107	Eric Breitenstein	UVa.-Wise	2011
107	Andre Stoddard	East Tennessee State	2017
106	Kevious Johnson	North Carolina A&T	2003
106	Jeff Zolman	Newberry	2002



Ricky Satterfield collected 15 career 100-yard rushing games between 1972-75.

Yards	Player	Opponent	Year
106	Travis Wilson	Furman	2000
106	Will Hunter	Charleston Southern	1996
106	Aaron Allen	Mississippi College	1990
106	Anthony Gaines	Newberry	1981
106	Dane Romero	Appalachian State	2008
106	Eric Breitenstein	The Citadel	2011
105	Evan Jacks	Mercer	2015
105	Lamond Smith	Winston-Salem St.	1994
105	Jason Hill	Lenoir-Rhyne	1988
105	Tim May	Lenoir-Rhyne	1984
105	Rick Cloninger	The Citadel	1978
105	Carter Davis	Davidson	1974
105	Mike Rucker	Western Carolina	2008
105	Lorenzo Long	Mercer	2014
104	Gabriel Jackson	Georgetown	2005
104	Adam Wiles	Newberry	1992
104	Bernard Wilson	Presbyterian	1982
104	Lenny Best	East Tennessee State	1980
104	Jeff Sarvis	The Citadel	1979
104	Frank Brady	Newberry	1978
104	Carter Davis	Albion	1973
104	Ray Monroe	Guilford	1971
104	Bobby Jordan	Western Carolina	1970
104	Mike Rucker	Appalachian State	2009
103	Kevious Johnson	Western Carolina	2006
103	Bill Robinson	Presbyterian	1994
103	Frank Brady	Furman	1979
103	Bobby Jordan	Emory & Henry	1969
103	Mitch Allen	Samford	2009
103	Lorenzo Long	The Citadel	2016
102	Tony Hudson	Chattanooga	2000
102	Miles Lane	Western Carolina	1998
102	Scott Tilley	Furman	1974
102	Clifford Boyd	Presbyterian	1970
102	Mike Rucker	Charleston Southern	2009
102	Eric Breitenstein	Georgia Southern	2010
102	Ray Smith	Chattanooga	2014
102	Eric Breitenstein	Georgia Southern	2012
102	Joe Newman	Samford	2017
101	Michael Hobbs	Coastal Carolina	2006
101	Josh Collier	Furman	2005
101	Kevious Johnson	East Tennessee State	2003
101	Travis Wilson	Chattanooga	2000
101	Ricky Hagood	Charleston Southern	1997
101	Jason Hill	Presbyterian	1988
100	Shawn Graves	Winston-Salem St.	1991
100	Clifford Boyd	Furman	1971
100	Dane Romero	Presbyterian	2008
100	Mitch Allen	Elon	2011
100	Octavius Harden	VMI	2014

MOST PASSING ATTEMPTS

Season		
207	Chuck Fraser	1987
206	Carter Davis	1973
190	Harold Chandler	1970
183	Warren Whittaker	1966
170	Rick Cloninger	1978
160	Chuck Fraser	1986
149	Todd Heldreth	1963
147	Warren Whittaker	1965
146	Gary Patterson	1984
145	Chuck Fraser	1985
145	Joe Newman	2018
Career		
595	Carter Davis	1971-74
515	Chuck Fraser	1984-87
471	Travis Wilson	1998-2001
442	Warren Whittaker	1963-66
371	Harold Chandler	1967-70
346	Rick Cloninger	1975-78
340	Charlie Bradshaw, Jr.	1979-82
317	Josh Collier	2004-07
276	Charlie Bradshaw	1956-58
272	Mitch Allen	2008-11

MOST COMPLETIONS

Game		
24	Jack Beeler vs. Auburn (31 atts)	1951
Season		
113	Harold Chandler	1970
105	Carter Davis	1973
90	Chuck Fraser	1987
88	Rick Cloninger	1978
88	Joe Newman	2018
87	Warren Whittaker	1966
86	Chuck Fraser	1986
78	Travis Wilson	1999
77	Ben Widmyer	2008
76	Chuck Fraser	1985
75	Travis Wilson	2001
Career		
271	Carter Davis	1971-74
261	Travis Wilson	1998-2001
253	Chuck Fraser	1984-87
208	Harold Chandler	1967-70
197	Warren Whittaker	1963-66
162	Rick Cloninger	1975-78
156	Josh Collier	2004-07
148	Charlie Bradshaw, Jr.	1979-82
132	Charlie Bradshaw	1956-58
132	Mitch Allen	2008-11
131	Ben Widmyer	2005-08

MOST PASSING YARDS

Game		
306	Harold Chandler vs. Catawba	1969
259	Chuck Fraser vs. Mars Hill	1985
242	Gary Patterson vs. Liberty Baptist	1984
240	Harold Chandler vs. Catawba	1970
233	Warren Whittaker vs. Frederick	1966
230	Todd Heldreth vs. East Tennessee State	1963
224	Chuck Fraser vs. The Citadel	1986
224	Rick Cloninger vs. Elon	1978
223	Chuck Fraser vs. Central Florida	1986
219	Brandon Goodson at The Citadel	2017
216	Charles Bradshaw vs. Elon	1958
214	Lamond Smith vs. Lenoir-Rhyne	1994
212	Chuck Fraser vs. Newberry	1987
205	Shawn Graves vs. VMI	1992
205	Carter Davis vs. Muskingum	1973

204	Carter Davis vs. Davidson	1972
202	Harold Chandler vs. Newberry	1969
Season		
1610	Harold Chandler	1970
1398	Carter Davis	1973
1284	Ben Widmyer	2008
1221	Travis Wilson	1999
1215	Chuck Fraser	1986
1203	Travis Wilson	2000
1177	Rick Cloninger	1978
1146	Warren Whittaker	1966
1133	Harold Chandler	1969
1121	Chuck Fraser	1987
1095	Brandon Goodson	2017
1078	Todd Heldreth	1963
1070	Joe Newman	2018
1053	Charlie Bradshaw	1982
1030	Josh Collier	2007
1029	Chuck Fraser	1985
1028	Travis Wilson	2001
Career		
4067	Travis Wilson	1998-2001
3838	Carter Davis	1971-74
3376	Chuck Fraser	1984-87
3085	Harold Chandler	1967-70
2517	Warren Whittaker	1963-66
2374	Mitch Allen	2008-11
2217	Josh Collier	2004-07
2171	Rick Cloninger	1975-78
2079	Charlie Bradshaw	1956-58
1961	Ben Widmyer	2005-08
1939	Shawn Graves	1989-92

MOST TOUCHDOWN PASSES

Game		
4	Carter Davis vs. Albion	1973
3	Travis Wilson vs. Furman	1998
3	Harold Chandler vs. Carson-Newman	1969
Season		
15	Carter Davis	1973
11	Harold Chandler	1970
10	Jason Hill	1988
10	Harold Chandler	1969
10	Charlie Bradshaw	1957
10	Ben Widmyer	2008
9	Adam Wiles	1990
9	Todd Heldreth	1963
9	Todd Heldreth	1961
8	Joe Newman	2018
8	Mitch Allen	2010
8	Travis Wilson	1999
8	Shawn Graves	1992
8	Chuck Fraser	1986
8	Rick Cloninger	1978
8	Carter Davis	1972
8	Charlie Bradshaw	1958
Career		
35	Carter Davis	1971-74
24	Charlie Bradshaw	1956-58
22	Harold Chandler	1967-70
19	Todd Heldreth	1961-64
19	Mitch Allen	2008-11
18	Travis Wilson	1998-2001
18	Shawn Graves	1989-92
15	Warren Whittaker	1963-66
15	Josh Collier	2004-07
15	Ben Widmyer	2005-08

HIGHEST COMPLETION PERCENTAGE

Game (minimum 10 completions)		
.833	Josh Collier vs. Gardner-Webb, 2007 (10-12)	
.778	Travis Wilson vs. Middle Tennessee, 1999 (14-18)	
Season (minimum 50 attempts)		
.653	Ben Widmyer (77-118)	2008
.645	Travis Wilson (78-121)	1999
.620	Jack Beeler (49-79)	1950
.607	Joe Newman (88-145)	2018
.600	Jeff Zolman (36-60)	2004
.600	Josh Collier (66-110)	2007
.600	Evan Jacks (50-30)	2014
.595	Harold Chandler (113-190)	1970
.585	Jeff Zolman (31-53)	2003
.567	Jack Beeler (72-127)	1951
.562	Jeff Zolman (41-73)	2002
.560	Travis Wilson (75-134)	2001

MOST INTERCEPTIONS THROWN

Season		
18	Chuck Fraser	1987
14	Dave Williamson	1949
13	Chuck Fraser	1985
13	Rick Cloninger	1978
12	Gary Patterson	1984
12	Billy Estridge	1983
10	Carter Davis	1973
9	Chuck Fraser	1986
9	Charlie Bradshaw	1958
9	Carter Davis	1971
9	Brad Smothers	1996
9	Gary Whitlock	1959
Career		
40	Chuck Fraser	1984-87
27	Carter Davis	1971-74
24	Charlie Bradshaw, Jr.	1979-82
22	Rick Cloninger	1975-78
21	Travis Wilson	1998-2001
18	Mitch Allen	2008-11
16	Brad Smothers	1995-97
16	Gary Patterson	1982-84
15	Josh Collier	2004-07
14	Shawn Graves	1989-92
14	Charlie Bradshaw	1956-58

PASSING EFFICIENCY

Season (minimum 50 attempts)		
181.2	Ben Widmyer	2008
165.3	Jeff Zolman	2004
164.96	Mitch Allen	2010
161.1	Travis Wilson	1999
153.4	Lewis Brown	1975
143.9	Josh Collier	2007
145.2	Charlie Bradshaw	1956
143.4	Harold Chandler	1970
140.3	Shawn Graves	1992
134.8	Evan Jacks	2014
Career (minimum 100 attempts)		
148.3	Ben Widmyer	2005-08
142.3	Harold Chandler	1967-70
131.7	Mitch Allen	2008-11
131.6	Travis Wilson	1998-2001
129.8	Charlie Bradshaw	1956-58
129.5	Jeff Zolman	2001-04
128.9	Todd Heldreth	1961-64
119.7	Jason Hill	1986-88
118.0	Brandon Goodson	2014-17
114.1	Josh Collier	2004-07

ANNUAL PASSING LEADERS

Year	Passer	Cmp	Att	Int	Yds	TD
1949	Sammy Sewell	32			550	
1950	Jack Beeler	49	79		566	
1951	Jack Beeler	72	127	6	637	
1952	Charlie Jones	48	90	3	558	5
1953	Charlie Jones	19	29	4	209	2
1954	Charlie Jones	19	39	3	294	1
1955	Charlie Jones	27	73		385	2
1956	Charlie Bradshaw	42	87		768	6
1957	Charlie Bradshaw	48	100	5	604	10
1958	Charlie Bradshaw	42	89	9	707	8
1959	Gary Whitlock	32	70	9	338	1
1960	Bill Neely	31	58	3	402	3
1961	Tommy Ellis	37	106	1	636	6
1962	Tommy Ellis	49	114	8	851	7
1963	Todd Heldreth	61	149	5	1078	9
1964	Warren Whittaker	47	112	6	638	6
1965	Warren Whittaker	63	147		733	4
1966	Warren Whittaker	87	183		1146	5
1967	Jim Pitisci	44	108		492	2
1968	Jim Pitisci	59	141		689	3
1969	Harold Chandler	69	133		1133	10
1970	Harold Chandler	113	190	6	1610	11
1971	Carter Davis	50	118	6	765	6
1972	Carter Davis	56	130	4	723	8
1973	Carter Davis	105	206	10	1398	15
1974	Carter Davis	60	141	4	952	6
1975	Lewis Brown	35	72	2	671	7
1976	Rick Cloninger	58	176	7	764	4
1977	Chris Cowen	38	80	6	437	0
1978	Rick Cloninger	88	170	13	1177	8
1979	Charlie Bradshaw	20	55	3	263	1
1980	Barry Thompson	17	38	3	302	2
1981	Barry Thompson	24	67	4	440	4
1982	Charlie Bradshaw	68	136	8	1053	6
1983	Billy Estridge	61	124	12	750	3
1984	Gary Patterson	73	146	12	796	5
1985	Chuck Fraser	76	145	13	1029	2
1986	Chuck Fraser	86	160	9	1215	8
1987	Chuck Fraser	90	207	18	1121	3
1988	Jason Hill	52	103	6	774	10
1989	Jay Hampton	14	22	0	234	4
1990	Jay Hampton	30	59	4	457	3
1991	Shawn Graves	30	75	2	533	5
1992	Shawn Graves	33	85	6	855	8
1993	Adam Wiles	22	49	6	380	3
1994	Lamond Smith	35	103	6	517	1
1995	Eric Stephens	22	48	5	234	0
1996	Brad Smothers	38	78	9	493	4
1997	Brad Smothers	31	70	6	373	1
1998	Travis Wilson	37	78	6	615	3
1999	Travis Wilson	78	121	6	1221	8
2000	Travis Wilson	71	138	5	1203	4
2001	Travis Wilson	75	134	4	1028	3
2002	Jeff Zolman	41	73	1	476	1
2003	Trey Rodgers	31	62	4	368	4
2004	Jeff Zolman	36	60	2	564	6
2005	Josh Collier	48	123	5	617	3
2006	Josh Collier	38	73	2	538	5
2007	Josh Collier	66	110	7	1030	6
2008	Ben Widmyer	77	118	2	1284	10
2009	Mitch Allen	34	78	6	605	7
2010	Mitch Allen	45	84	3	871	8
2011	Mitch Allen	40	88	7	728	4
2012	Brian Kass	19	44	2	354	6
2013	Evan Jacks	28	59	3	252	0
2014	Evan Jacks	30	50	3	399	3
2015	Evan Jacks	34	65	3	524	1
2016	Brandon Goodson	41	88	4	628	3
2017	Brandon Goodson	72	135	1	1095	4
2018	Joe Newman	88	145	7	1070	8

LONGEST PASSING PLAYS

- 85, Evan Jacks to Will Irwin vs. North Greenville, 2014
- 79, Bobby Starnes to Jack Whitted vs. Eastern Kentucky, 1949
- 77, Shawn Graves to Tony Shell vs. Jacksonville State, 1990
- 76, Travis Wilson to Jesse McCoy vs. The Citadel, 1999, TD
- 76, Eddy Woody to Randy Perry vs. Samford, 1972
- 75, Shawn Graves to Darrin Goss vs. Mississippi College, 1991
- 75, Carter Davis to Larry Gavin vs. Davidson, 1972
- 75, Lennox McAfee to Jason Hill at Presbyterian, 2017
- 75, Bill Ellis to Paul Infinger vs. Newberry, 1966
- 73, Jeff Zolman to Matt Beavin vs. Furman, 2004
- 73, Travis Wilson to Jesse McCoy vs. Western Carolina, 2000
- 72, Eddy Woody to Skip Corn vs. Furman, 1971
- 72, Brandon Goodson to Blake Morgan at Presbyterian, 2017
- 71, Shawn Graves to Roy Pinckney vs. Winston-Salem State, 1991
- 71, Harold Chandler to Skip Corn vs. Waynesburg, 1970
- 71, Charlie Bradshaw to Jerry Richardson vs. Lenoir-Rhyne, 1956
- 71, James Lawson to Jeff Ashley at South Carolina, 2012
- 71, Miller Mosley to TJ Luther vs. Mercer, 2018
- 69, Shawn Graves to Darrick Adams vs. Elon, 1992
- 69, Harold Chandler to Skip Corn vs. Presbyterian, 1970, TD
- 69, Mitch Allen to Brenton Bersin vs. Samford, 2009, TD
- 68, Travis Wilson to Marcus Gilmore vs. Chattanooga, 2000
- 67, Lamond Smith to Bob Umberg vs. Presbyterian, 1993
- 67, Chuck Fraser to Freddie Logan vs. Central Florida, 1986
- 66, Shawn Graves to Bob Umberg vs. VMI, 1992
- 66, Charlie Bradshaw to Roff Hays vs. Elon, 1982, TD
- 66, Britt Becknell to Steve Mabrey vs. Carson-Newman, 1986, TD
- 66, Mitch Allen to Brenton Bersin vs. Appalachian State, 2009, TD
- 66, Mitch Allen to Brenton Bersin at Clemson, 2011, TD
- 66, James Lawson to Will Gay vs. Elon, 2013, TD
- 65, Carter Davis to David Creasy vs. Newberry, 1973 TD
- 64, Todd Heldreth to Benny Brannon vs. Appalachian State, 1963, TD
- 64, Gary Patterson to Freddie Logan, 1984
- 64, Chuck Fraser to Steve Mabrey vs. Mars Hill, 1985 TD
- 64, Carter Davis to Skip Corn vs. Appalachian State, 1971
- 64, Barry Thompson to Craig Best vs. Western Carolina, 1981
- 63, Carter Davis to David Creasy vs. Western Carolina, 1971, TD
- 62, Lewis Brown to Lonnie Rector vs. Gardner-Webb, 1975, TD
- 62, Brandon Goodson to Chandler Gouger at VMI, 2017
- 61, Josh Collier to Justice Joslin vs. Western Carolina, 2006, TD
- 61, Josh Collier to Shiel Wood vs. Gardner-Webb, 2005
- 61, Ben Widmyer to Andy Strickland at NC State, 2007, TD
- 60, Rick Cloninger to Kent Saad vs. Gardner-Webb, 1976
- 60, Eddy Woody to Skip Corn vs. Gardner-Webb, 1972
- 60, Will Gay to Will Irwin at Chattanooga, 2013
- 60, Brandon Goodson to Chandler Gouger vs. Mercer, 2016



Travis Wilson led the Terriers in passing each year from 1998-2001.

MOST RECEPTIONS

Game		
10	Jack Abell vs. Presbyterian	1952
8	Larry Gavin vs. Davidson	1974
7	Freddie Logan vs. Presbyterian	1986
7	Freddie Logan vs. Liberty	1984
Season		
57	Jack Abell	1952
49	Freddie Logan	1984
46	Skip Corn	1970
45	Steve Mabrey	1986
38	Steve Mabrey	1985
37	Freddie Logan	1986
35	Jeff Scott	1999
34	Jeff Scott	2000
34	Andy Strickland	2008
33	David Creasy	1973
33	Jerry Richardson	1958
Career		
135	Freddie Logan	1983-86
112	Skip Corn	1969-72
104	Steve Mabrey	1983-86
94	Paul Infinger	1963-66
91	Jeff Scott	1997-2000
88	Jerry Richardson	1955-58
84	David Creasy	1970-73
84	Andy Strickland	2005-08
81	Lonnie Rector	1973-75
77	Brenton Bersin	2008-11

MOST RECEIVING YARDS

Game		
241	Jerry Richardson vs. Newberry	1956
155	Jerry Richardson vs. Elon	1958
150	Skip Corn vs. Waynesburg	1970
146	Brenton Bersin vs. Chattanooga	2010
144	Darrick Adams vs. Catawba	1992
143	Jack Abell vs. Presbyterian	1952
138	Lonnie Rector vs. Catawba	1975
136	Freddie Logan vs. Central Florida	1986
128	Larry Gavin vs. Davidson	1974
125	Freddie Logan vs. Liberty	1984
123	Matt Beavin vs. Furman	2004
123	Jeff Scott vs. Appalachian State	2000
121	TJ Luther vs. Mercer	2018
115	Jesse McCoy vs. Western Carolina	2000
114	Bender vs. Gardner-Webb	1987
112	Jeff Scott vs. East Tennessee State	1999
108	Skip Corn vs. Furman	1971
106	Bryan Davis vs. East Tennessee State	1998
106	Freddie Logan vs. Presbyterian	1986
104	Shiel Wood vs. Gardner-Webb	2005
103	Steve Mabrey vs. Mars Hill	1986
102	Curtis Nash vs. Western Carolina	2003
101	Andy Strickland at Elon	2008
100	Isaac Goodpaster vs. Charleston Southern	2001
Season		
712	Steve Mabrey	1986
706	Jack Abell	1952
703	Brenton Bersin	2010
700	Skip Corn	1970
660	Freddie Logan	1984
656	Andy Strickland	2008
634	Steve Mabrey	1985
622	Jerry Richardson	1958
599	Andy Strickland	2007
574	Freddie Logan	1986

Career

1978	Freddie Logan	1983-86
1774	Skip Corn	1969-72
1668	Jerry Richardson	1955-58
1653	Steve Mabrey	1983-86
1567	Brenton Bersin	2008-11
1544	Andy Strickland	2005-08
1408	Jeff Scott	1997-2000
1337	David Creasy	1970-73
1337	Lonnie Rector	1973-75
1326	Paul Infinger	1963-66

TOUCHDOWN RECEPTIONS

Game		
3	David Creasy vs. Albion	1973
3	Jerry Richardson vs. Newberry	1956
Season		
9	Jerry Richardson	1958
9	Brenton Bersin	2010
8	David Creasy	1973
8	Skip Corn	1970
7	Andy Strickland	2008
6	Steve Mabrey	1986
6	Tim May	1982
6	Jerry Richardson	1957
6	Jerry Richardson	1956
5	Andy Strickland	2007
5	Bryan Davis	1998
5	Bob Umberg	1993
5	Freddie Logan	1984
5	Lonnie Rector	1975
5	Skip Corn	1969
5	Paul Infinger	1966
5	Jack Abell	1952
Career		
21	Jerry Richardson	1955-58
18	Skip Corn	1969-72
15	Andy Strickland	2005-08
15	Brenton Bersin	2008-11
14	David Creasy	1970-73
12	Steve Mabrey	1983-86
12	Lonnie Rector	1973-75
12	Paul Infinger	1963-66
11	Freddie Logan	1983-86

YARDS PER CATCH

Season (minimum 10 receptions)		
38.8	Darrick Adams	1992
25.4	Tony Shell	1990
24.5	Jesse McCoy	1999
23.7	Brenton Bersin	2009
23.1	TJ Luther	2018
22.6	Jerry Richardson	1956
22.0	Brenton Bersin	2010
21.2	Kent Saad	1976
20.0	Andy Strickland	2007
19.8	Bob Umberg	1993
Career (minimum 25 receptions)		
21.3	Jesse McCoy	1999-2002
20.4	Brenton Bersin	2008-11
19.0	Jerry Richardson	1955-58
18.3	Kent Saad	1975-78
18.3	Roy Pinckney	1989-92
18.4	Andy Strickland	2005-08
18.2	Larry Gavin	1971-72, 74-75
17.6	Bob Umberg	1990-93
17.3	Dirk Derrick	1978-81

ANNUAL RECEPTION LEADERS

Year	Player	Rec	Yds	Avg	TD
1952	Jack Abell	57	706	12.4	5
1953	Arnold Nanney	19	243	12.8	3
1954	George Lawrence	6	156	26.0	0
1955	Wey, Burns	12	168	14.0	2
1956	Jerry Richardson	25	566	22.6	6
1957	Jerry Richardson	29	442	15.2	6
1958	Jerry Richardson	33	622	18.8	9
1959	Hoyt Burnett	9	80	8.9	0
1960	Hoyt Burnett	13	202	15.5	0
1961	Hoyt Burnett	18	316	17.6	3
1962	John Housel	21	305	14.5	1
1963	John Housel	20	272	13.6	1
1964	Paul Infinger	26	328	12.6	2
1965	Paul Infinger	31	412	13.3	2
1966	Bernie Gallagher	31	399	12.9	1
1967	Doug Thompson	16	208	13.0	1
1968	Vince Colley	28	385	13.8	0
1969	Skip Corn	24	474	19.8	5
1970	Skip Corn	46	700	15.2	0
1971	David Creasy	21	401	19.1	2
1972	Skip Corn	26	335	12.9	4
1973	David Creasy	33	483	14.6	8
1974	Lonnie Rector	22	383	17.4	4
1975	Lonnie Rector	29	484	16.7	5
1976	Randy Smith	24	212	8.8	1
1977	Randy Smith	27	353	13.1	1
1978	Kent Saad	19	373	19.6	2
1979	Ricky Patterson	13	157	12.1	0
1980	Mike Taylor	14	178	12.7	1
1981	Wade Lang	14	175	12.5	1
1982	Wade Lang	17	265	15.6	0
1983	Roff Hays	21	287	13.7	2
1984	Freddie Logan	49	660	13.5	5
1985	Steve Mabrey	38	634	16.7	4
1986	Steve Mabrey	45	712	15.8	6
1987	David Jennings	21	328	15.6	3
1988	Bobby Couch	17	332	19.5	4
1989	Tony Shell	8	117	14.6	1
1990	Tony Shell	16	407	25.4	4
1991	Roy Pinckney	14	243	17.4	3
1992	Darrick Adams	10	388	38.8	4
1993	Bob Umberg	22	435	19.8	5
1994	Eric Stephens	11	171	15.5	0
1995	Troy Yarrowburgh	13	101	7.8	1
1996	Eric Stephens	20	335	16.8	1
1997	Jeff Scott	4	64	16.0	0
1998	Bryan Davis	29	544	18.8	5
1999	Jeff Scott	35	571	16.3	2
2000	Jeff Scott	34	503	14.8	0
2001	Issac Goodpaster	25	422	16.9	2
2002	Marcus Gilmore	11	103	9.4	0
2003	Shiel Wood	23	278	12.1	0
2004	Matt Beavin	12	219	18.3	0
2005	Shiel Wood	9	204	22.7	1
2006	Andy Strickland	13	179	13.8	2
2007	Andy Strickland	30	599	20.0	5
2008	Andy Strickland	34	656	19.3	7
2009	Brenton Bersin	15	356	23.7	4
2010	Brenton Bersin	32	703	22.0	9
2011	Brenton Bersin	26	445	17.1	2
2012	Jeff Ashley	17	301	17.7	2
2013	Jeff Ashley	20	232	11.6	1
2014	Will Irwin	19	289	15.2	2
2015	R.J. Taylor	14	186	16.9	0
2016	Chandler Gouger	13	205	15.8	3
2017	R.J. Taylor	24	349	14.5	1
2018	Jason Hill	26	278	10.7	2


TEAM RECORDS • SCORING

MOST POINTS

Game		
31	Joe Ashmore vs. Piedmont	1936
30	J.R. McNair vs. Chattanooga	2003
30	Shawn Graves vs. West Georgia	1991
30	Shawn Graves vs. Lenoir-Rhyne	1990
30	Shawn Graves vs. Newberry	1989
30	Bobby Jordan vs. Carson-Newman	1969
30	Bobby Jordan vs. Carson-Newman	1969
30	Shawn Graves vs. W. Virginia Tech	1989
30	Kent Hall vs. Stetson	1956
Season		
144	Shawn Graves	1989
138	Dane Romero	2008
132	Eric Breitenstein	2010
126	Bobby Jordan	1969
122	Shawn Graves	1991
114	Eric Breitenstein	2011
114	Eric Breitenstein	2012
108	Lorenzo Long	2016
104	Shawn Graves	1990
98	Keith Green	1990
92	David Marvin	2016
Career		
438	Shawn Graves	1989-92
390	Eric Breitenstein	2008-12
266	Bobby Jordan	1968-71
258	Lorenzo Long	2013-16
228	Christian Reed	2009-12
224	Kevious Johnson	2003-04, 2006-07
194	Dane Romero	2005-08
194	David Marvin	2014-16
190	Melvin Jones	1999-2002
188	Clifford Boyd	1968-71
187	Randy Bringman	1969-72
183	Jeff Sarvis	1977-80
182	Ronnie Andrews	1977-80
179	Jerry Richardson	1955-58

MOST WAYS SCORING

Career	
5	Brandon Berry, 2003-06 (Rush, reception, kickoff return, punt return, interception return)



MOST TOUCHDOWNS

Season		
24	Shawn Graves	1989
23	Dane Romero	2008
22	Eric Breitenstein	2010
21	Bobby Jordan	1969
20	Shawn Graves	1991
19	Eric Breitenstein	2011
19	Eric Breitenstein	2012
18	Lorenzo Long	2016
17	Shawn Graves	1990
16	Keith Green	1990
15	Lamond Smith	1994
15	Lorenzo Long	2014
15	Andre Stoddard	2017
Career		
72	Shawn Graves	1989-92
65	Eric Breitenstein	2008-12
43	Lorenzo Long	2013-16
37	Kevious Johnson	2003-04, 2006-07
32	Dane Romero	2005-08
31	Melvin Jones	1999-2002
29	J.R. McNair	2000-03
29	Ricky Satterfield	1972-75
29	Andre Stoddard	2015-18
27	Jesse McCoy	1999-2002
25	Tim May	1981-84
TWO POINT CONVERSIONS MADE		
Season		
4	Wade Lang	1981
4	Roger Gibson	1961
3	Tres Cox	1987
2	Gabriel Jackson	2004
2	Ken McKie	1985
2	Jeff Sarvis	1980
2	Todd Heldreth	1963
2	Jackie Drawdy	1959
2	Rick Carlisle	1965
Career		
5	Roger Gibson	1959-61
4	Wade Lang	1979-82
3	Shawn Graves	1989-92
3	Tres Cox	1987-90
3	Jeff Sarvis	1977-80
3	Todd Heldreth	1961-64

Shawn Graves holds season and career records for most points and most touchdowns.

ANNUAL SCORING LEADERS

Year	Player	TD	PAT	2	FG	Pts
1955	Frank DePrete	8	0	0	0	48
1956	Kent Hall	10	0	0	0	60
1957	Jerry Richardson	7	17	0	0	59
1958	Jerry Richardson	9	12	0	2	72
1959	Charley Drawdy	6	0	2	0	40
1960	Paul Davis	3	0	0	0	18
	Bob Roma	3	0	0	0	18
1961	Bob Roma	11	0	0	0	66
1962	Bill Lane	6	6	0	0	42
1963	Todd Heldreth	12	0	2	0	76
1964	Bill Lane	4	0	2	0	28
1965	Warren Whittaker	10	0	0	0	60
1966	Warren Whittaker	9	0	0	0	54
1967	Chris Hanson	9	0	0	0	54
1968	Ted Phelps	9	0	0	0	54
1969	Bobby Jordan	21	0	0	0	126
1970	Bobby Jordan	15	0	0	0	73
1971	Bobby Jordan	8	0	1	0	50
1972	Randy Bringman	0	22	0	4	34
1973	Carter Davis	10	0	0	0	60
1974	Ricky Satterfield	10	0	0	0	60
1975	Ricky Satterfield	7	0	0	0	42
1976	Clay Evans	0	8	0	3	17
1977	Ronnie Andrews	0	19	0	7	40
1978	Mitchell Gainey	8	0	1	0	52
1979	Frank Brady	10	0	0	0	60
1980	Frank Brady	9	0	0	0	54
1981	Don Hairston	0	23	0	9	50
1982	Don Hairston	0	39	0	8	63
1983	Don Hairston	0	20	0	8	44
1984	Tim May	5	0	1	0	32
1985	Ken McKie	13	0	2	0	82
1986	Brett Schulman	0	15	0	10	45
1987	Tres Cox	0	6	3	5	27
1988	Jason Hill	10	0	0	0	60
1989	Shawn Graves	24	0	0	0	144
1990	Shawn Graves	17	0	1	0	104
1991	Shawn Graves	20	0	1	0	122
1992	Shawn Graves	11	0	1	0	68
1993	Brain Porzio	0	25	0	12	61
1994	Lamond Smith	15	0	0	0	90
1995	Lomar Foster	8	0	0	0	48
1996	Michael Edens	7	0	1	0	44
1997	Brad Smothers	10	0	1	0	62
1998	Miles Lane	7	0	0	0	42
1999	Travis Wilson	10	0	0	0	60
2000	Darren Brown	0	35	0	12	71
2001	Melvin Jones	10	0	0	0	60
2002	Jesse McCoy	11	0	0	0	66
2003	J.R. McNair	11	0	0	0	66
2004	Kevious Johnson	10	0	0	0	60
2005	Josh Collier	6	0	0	0	36
2006	Nick Robinson	0	40	0	7	61
2007	Patrick Mугan	0	57	0	9	84
2008	Dane Romero	23	0	0	0	138
2009	Christian Reed	0	32	0	5	47
2010	Eric Breitenstein	22	0	0	0	132
2011	Eric Breitenstein	19	0	0	0	114
2012	Eric Breitenstein	19	0	0	0	114
2013	Kasey Redfern	0	26	0	6	44
2014	Lorenzo Long	15	0	0	0	90
2015	David Marvin	0	30	0	10	60
2016	Lorenzo Long	18	0	0	0	108
2017	Andre Stoddard	15	0	0	0	90
2018	Luke Carter	0	48	0	12	84

MOST PATS MADE

Game	Player	Year
11	Dennis Barbare vs High Point	1949
10	Brian Porzio vs. Lees-McRae	1992
Season		
57	Patrick Muga	2007
55	Patrick Muga	2008
48	Nick Robinson	2003
48	Randy Bringman	1969
48	Luke Carter	2018
46	Brian Porzio	1991
44	Randy Bringman	1970
43	Brian Porzio	1992
43	Christian Reed	2010
41	Nick Robinson	2004
41	David Marvin	2016
41	Luke Carter	2017
Career		
158	Nick Robinson	2003-06
141	Christian Reed	2009-12
141	Brian Porzio	1991-94
130	Randy Bringman	1969-72
116	Patrick Muga	2004-08
98	David Marvin	2014-16
96	Matt Martin	1996-99
90	Ronnie Andrews	1977-80
90	Luke Carter	2016-present
82	Don Hairston	1981-83
78	Darren Brown	1998-2001
65	Al Clark, Jr.	1972-75

MOST PAT ATTEMPTS

Season	Player	Year
59	Patrick Muga	2007
58	Patrick Muga	2008
56	Randy Bringman	1969
50	Nick Robinson	2003
48	Christian Reed	2010
48	Luke Carter	2018
46	Brian Porzio	1991
45	Brian Porzio	1992
44	Nick Robinson	2004
42	David Marvin	2016
41	Nick Robinson	2006
41	Christian Reed	2011
41	Luke Carter	2017
Career		
166	Nick Robinson	2003-06
150	Christian Reed	2009-12
148	Brian Porzio	1991-94
121	Patrick Muga	2004-08
107	Matt Martin	1996-99
106	David Marvin	2014-16
97	Ronnie Andrews	1977-80
90	Luke Carter	2016-present
87	Don Hairston	1981-83
81	Darren Brown	1998-2001
80	Randy Bringman*	1969-72
75	Al Clark, Jr.	1972-75
56	Kasey Refern	2010-13
52	Tres Cox	1987-90

* not all career attempts are available

MOST FIELD GOALS MADE

Game	Player	Year
4	Brett Schulman vs. Elon	1985
Season		
17	David Marvin	2016
13	Christian Reed	2010
12	Darren Brown	2000

12	Brian Porzio	1993
12	Luke Carter	2018
11	Luke Carter	2017
10	Brett Schulman	1986
10	Ronnie Andrews	1979
10	David Marvin	2015
9	Patrick Muga	2007
9	Brian Porzio	1994
9	Don Hairston	1981
9	Al Clark, Jr.	1975

Career

32	David Marvin	2014-16
30	Ronnie Andrews	1977-80
29	Christian Reed	2009-12
25	Brian Porzio	1991-94
25	Don Hairston	1981-83
23	Luke Carter	2016-present
21	Darren Brown	1998-2001
21	Brett Schulman	1984-86
19	Randy Bringman	1969-72
19	Al Clark, Jr.	1972-75
18	Nick Robinson	2003-06
18	Matt Martin	1996-99

MOST FIELD GOALS ATTEMPTED

Season	Player	Year
23	David Marvin	2016
19	Brian Porzio	1993
17	Ronnie Andrews	1979
16	Don Hairston	1983
16	Christian Reed	2010
16	Luke Carter	2018
15	Don Hairston	1981
15	Al Clark, Jr.	1975
15	Ronnie Andrews	1980
14	Darren Brown	2000
14	Randy Bringman	1972

Career

52	Ronnie Andrews	1977-80
44	Don Hairston	1981-83
42	David Marvin	2014-16
40	Brian Porzio	1991-94
37	Nick Robinson	2003-06
36	Christian Reed	2009-12
35	Matt Martin	1996-99
32	Al Clark, Jr.	1972-75
31	Tres Cox	1987-90
31	Brett Schulman	1984-86
27	Darren Brown	1998-2001
23	Patrick Muga	2004-08
23	Luke Carter	2016-present

HIGHEST FIELD GOAL PERCENTAGE

Season (minimum 5 made)	Player	Year
1.000	Christian Reed (7-7)	2012
.916	Luke Carter (11-12)	2017
.857	Darren Brown (12-14)	2000
.833	David Marvin (5-6)	2014
.818	Brian Porzio (9-11)	1994
.812	Christian Reed (13-16)	2010
.778	Patrick Muga (7-9)	2008
.769	Brett Schulman (10-13)	1986
.769	David Marvin (10-13)	2015
.750	Al Clark, Jr. (6-8)	1973
.750	Patrick Muga (9-12)	2007
.750	Luke Carter (12-16)	2018
Career (minimum 10 made)		
.821	Luke Carter (23-28)	2016-present
.806	Christian Reed (29-36)	2009-12
.778	Darren Brown (21-27)	1998-2001

.761	David Marvin (32-42)	2014-16
.696	Patrick Muga (16-23)	2004-08
.677	Brett Schulman (21-31)	1984-86
.625	Brian Porzio (25-40)	1991-94
.594	Al Clark Jr. (19-32)	1972-75
.578	Kasey Redfern (11-19)	2010-13
.577	Ronnie Andrews (30-52)	1977-80
.568	Don Hairston (25-44)	1981-83

MOST KICK SCORING POINTS

Season	Player	Year
92	David Marvin	2016
84	Patrick Muga	2007
84	Luke Carter	2018
82	Christian Reed	2010
78	Patrick Muga	2008
74	Luke Carter	2017
71	Darren Brown	2000
63	Nick Robinson	2003
63	Don Hairston	1982
63	Randy Bringman	1969
61	Nick Robinson	2006
61	Brian Porzio	1993
60	David Marvin	2015

Career

228	Christian Reed	2009-12
216	Brian Porzio	1991-94
212	Nick Robinson	2003-06
194	David Marvin	2014-16
187	Randy Bringman	1969-72
180	Ronnie Andrews	1977-80
166	Patrick Muga	2004-08
159	Luke Carter	2016-present
157	Don Hairston	1981-83
150	Matt Martin	1996-99
141	Darren Brown	1998-2001
122	Al Clark, Jr.	1972-75

MOST CONSECUTIVE PATS MADE, SEASON

48	Luke Carter	2018
46	Nick Robinson	2003
41	Luke Carter	2017
38	Patrick Muga	2007
36	Nick Robinson	2006
36	David Marvin	2016
34	Randy Bringman	1970

MOST CONSECUTIVE PATS MADE, CAREER

90	Luke Carter	2016-present
54	Brian Porzio	1991-92

LONGEST FIELD GOALS MADE

57	David Marvin at Western Carolina	2016
57	David Marvin at Furman	2016
54	David Marvin at Furman	2016
53	Kasey Redfern at Samford	2012
51	David Marvin at Georgia Tech	2014
51	David Marvin at Chattanooga	2016
50	David Marvin vs. Gardner-Webb	2015
50	David Marvin at Ole Miss	2016
50	Don Hariston vs. Davidson	1982
49	Darren Brown vs. Furman	2000
48	Matt Martin vs. Western Carolina	1997
48	Christian Reed vs. Union	2010

MOST CONSECUTIVE GAMES WITH A FIELD GOAL

10	David Marvin	2016
8	Ronnie Andrews	1978-79

TEAM RECORDS • KICK RETURNS

MOST PUNT RETURNS

Game		
8	Ed Wile vs. Furman	1969
7	Ray Monroe vs. Waynesburg	1970
7	Ed Wile vs. Emory & Henry	1969
6	Ed Wile vs. Newberry	1969

Season

32	Bill Gowan	1975
29	Ed Wile	1969
27	Archie Black	1964
25	Ricky Loss	1983
25	Vince Colley	1968
23	Jeff Scott	2000
23	Mike Taylor	1978
23	Melvin Lowry	1977
23	Ray Monroe	1970
21	Bill Gowan	1974

Career

60	Tim Renfrow	1979-82
53	Bill Gowan	1974-75
50	Jeff Scott	1997-2000
43	Freddie Logan	1983-86
43	Vince Colley	1967-68
39	Tony Young	1995-98
39	Ray Monroe	1970-73
38	Ed Wile	1969-72
35	Chad Starks	1990-93
33	Brandon Berry	2003-06
33	Will Gay	2012-16

MOST PUNT RETURN YARDS

Season

278	Ed Wile	1969
253	Melvin Lowry	1977
234	Archie Black	1964
231	Vince Colley	1968
209	Bill Gowan	1975
204	Tim Renfrow	1982
193	Vince Colley	1967
174	Jeff Scott	2000
168	Tony Young	1997
157	Ray Monroe	1970

Career

507	Tim Renfrow	1979-82
424	Vince Colley	1967-68
423	Brandon Berry	2003-06
352	Ed Wile	1969-72
330	Bill Gowan	1974-75
325	Jeff Scott	1997-2000
312	Tony Young	1995-98
290	Ray Monroe	1970-73
270	Chad Starks	1990-93
253	Melvin Lowry	1976-77

HIGHEST PUNT RETURN AVERAGE

Season (minimum 5 punt returns)

17.5	Brandon Berry	2004
17.0	Brandon Berry	2006
16.0	Brenton Bersin	2011
14.0	Tony Young	1997
12.2	Todd Heldreth	1961
12.0	Tim Renfrow	1982
12.0	Ted Phelps	1967
12.0	Bill Lane	1962
11.8	Ed Wile	1972
11.4	Jesse McCoy	2002

Career (minimum 10 punt returns)

12.8	Brandon Berry	2003-06
11.0	Melvin Lowry	1976-77
9.9	Vince Colley	1967-68
9.5	Todd Heldreth	1961-64
9.5	Lonnie Rector	1973-75
9.3	Ed Wile	1969-72
9.0	Tony Shell	1988-90
8.8	Archie Black	1962-64
8.5	Tim Renfrow	1979-82
8.3	Brenton Bersin	2008-11

MOST KICKOFF RETURNS

Season

42	Mike Rucker	2008
38	Bill Robinson	1992
34	Bill Robinson	1991
34	Tony Shell	1990
33	Mike Rucker	2010
29	Bill Robinson	1994
28	Tony Shell	1988
27	Ray Monroe	1970
26	Andrew Warner	1987
26	Ray Monroe	1973

Career

120	Mike Rucker	2007-10
110	Bill Robinson	1991-94
77	Tony Shell	1988-90
74	Ray Monroe	1970-73
68	Craig Best	1981-84
66	Chris Edwards	1998-2001
61	Andrew Warner	1985-88
45	Kevious Johnson	2003-04, 06-07
38	Robbie Woelfl	1994-97
30	Jesse McCoy	1999-2002
30	Willie Stevens	1972-74

MOST KICKOFF RETURN YARDS

Game

212	Mike Rucker at Appalachian St. (11)	2008
188	Mike Rucker vs. Charleston Southern (5)	2008
181	Sean Lees vs. Georgia Southern (6)	2007
169	Lennox McAfee at Chattanooga (2)	2016
156	Mike Rucker vs. Charleston Southern (4)	2007
155	Andrew Warner vs. Lenoir-Rhyne (7)	1987

Season

931	Mike Rucker	2008
761	Mike Rucker	2010
753	Bill Robinson	1992
750	Tony Shell	1990
704	Ray Monroe	1970
660	Bill Robinson	1991
614	Ray Monroe	1973
612	Tony Shell	1988
585	Bill Robinson	1994
568	Stephon Shelton	2009
526	Mike Rucker	2009
520	Andrew Warner	1987
509	Sean Lees	2007
507	Mike Rucker	2007

Career

2725	Mike Rucker	2007-10
2162	Bill Robinson	1991-94
1721	Ray Monroe	1970-73
1714	Tony Shell	1988-90
1487	Craig Best	1981-84
1240	Andrew Warner	1985-88

1171	Chris Edwards	1998-2001
1140	Stephon Shelton	2009-12
1017	Kevious Johnson	2003-04, 06-07
734	Robbie Woelfl	1994-97

HIGHEST KICKOFF RETURN AVERAGE

Season (minimum 5 kickoff returns)

30.4	Nick Colvin	2015
30.1	Derek Boyce	2011
30.0	Wade Lang	1980
28.3	Kevious Johnson	2004
28.0	Bob Roma	1959
27.0	Filmon Dawkins	2005
26.1	Ray Monroe	1970
25.8	Stephon Shelton	2009
25.4	Mike Rucker	2007
24.7	Craig Best	1982

Career (minimum 10 kickoff returns)

28.0	Lennox McAfee	2015-18
24.1	Wade Lang	1979-82
23.3	Bob Roma	1959-62
23.3	Ray Monroe	1970-73
22.8	Stephon Shelton	2009-12
22.7	Mike Rucker	2007-10
22.6	Kevious Johnson	2003-04, 06-07
22.5	Danny Samuel	1986-88
22.3	Brian Kemp	2004-07
22.3	Tony Shell	1988-90
22.1	Reggie Gaymon	1984-86

PUNT RETURN TOUCHDOWNS

Season

1 by many, last Brenton Bersin 2011 at The Citadel

Career

2	Ed Wile	1969-72
---	---------	---------

LONGEST PUNT RETURNS

97	Bobby Starnes vs. Tennessee Tech, 1949
92t	Brandon Berry vs. Georgia Southern, 2006
84t	Tony Young vs. Charleston Southern, 1997
76t	Brenton Bersin at The Citadel, 2011
69t	Tim Renfrow vs. Mars Hill, 1982
67	Hike Yarborough, 1973
60	Ed Wile, 1969
60t	Freddie Logan vs. Davidson, 1983
60t	Octavius Harden vs. Lincoln, 2012
58t	John Douglas vs. South Carolina St, 1974
50t	Buddy Corn vs. Samford, 1972

LONGEST KICKOFF RETURNS

100t	Nick Colvin at Idaho, 2015
100t	Lennox McAfee at Chattanooga, 2016
99t	Derek Boyce vs. UVa.-Wise, 2011
96t	Brandon Berry vs. Furman, 2006
96	Ray Monroe vs. Newberry, 1970
95t	Wade Lang vs. Gardner-Webb, 1980
95	Jimmy Hilton vs. Erskine, 1941
93t	Craig Best vs. Elon, 1982
92t	Ray Monroe vs. Appalachian State, 1970
90t	Kevious Johnson vs. S.C. State, 2004
89t	Mike Rucker vs. Charleston Southern, 2007
84t	Mike Rucker at Elon, 2010
79t	Sean Lees vs. Chattanooga, 2007
76	Filmon Dawkins vs. Gardner-Webb, 2005
74	Paul Humphries vs. Lenoir-Rhyne, 1996
74	Chris Edwards vs. Charleston Southern, 1999

MOST PUNTS

Game (since 1995)		
10	Brian Sanders at Clemson	2015
Season		
70	Scooter White	1970
70	Scooter White	1972
69	Clay Evans	1977
69	Rick Cloninger	1976
67	Brian Mathis	1987
62	Chris Marshall	1980
61	Brian Mathis	1986
60	Jimmy Miner	2003
59	Hike Yarborough	1973
58	Hal Looney	1961
58	Lewis Brown	1975
Career		
240	Scooter White	1969-72
224	Brian Mathis	1985-88
200	Jimmy Miner	2000-03
163	Chris Marshall	1980-82
148	Chris Tommie	2005-09
146	Kasey Redfern	2010-13
143	Brandon Kale	1996-99
142	Jud Heldreth	1989-92
137	Hal Looney	1960-62
133	Tom Kelly	1965-68

MOST PUNT YARDS

Season		
2826	Scooter White	1972
2741	Clay Evans	1977
2540	Scooter White	1970
2429	Rick Cloninger	1976
2391	Brian Mathis	1986
2380	Brian Mathis	1987
2343	Jimmy Miner	2003
2314	Chris Marshall	1981
2210	Clay Evans	1978
2200	Chris Marshall	1980
2197	Hike Yarborough	1973
2158	Lewis Brown	1975
2158	Luke Carter	2017
2142	Bobby McLellan	1951
2124	David Marvin	2016
2088	Hal Looney	1961
2062	Lewis Brown	1974
2036	Kasey Redfern	2013
2016	Jimmy Miner	2001
2010	Scooter White	1971
2000	Mark Lewitt	1983
Career		
9298	Scooter White	1969-72
8344	Brian Mathis	1985-88
8087	Jimmy Miner	2000-03
6307	Chris Marshall	1980-82
5945	Chris Tommie	2005-09
5782	Kasey Redfern	2010-13
5634	Jud Heldreth	1989-92
5472	Brandon Kale	1996-99
5023	Hal Looney	1960-62
5011	Clay Evans	1976-78

PUNT AVERAGE

Game		
52.2	Luke Carter vs. Chattanooga (4)	2017
50.0	Chris Tommie vs. Georgia Southern (5)	2006
50.0	Brian Mathis vs. The Citadel (4)	1985
50.0	Kasey Redfern at Western Carolina (5)	2013

50.0	David Marvin at Chattanooga (3)	2016
49.6	David Marvin vs. The Citadel (5)	2016
49.3	Luke Carter at Wyoming (6)	2018
49.2	Hal Looney vs. East Tennessee State (5)	1962
Season (minimum 20 punts)		
46.2	David Marvin	2016
43.8	Chris Tommie	2009
43.6	Luke Carter	2018
42.7	Scooter White	1969
42.7	Jimmy Miner	2002
42.4	Kasey Redfern	2013
42.3	Luke Carter	2017
42.2	Chris Marshall	1981
42.1	Jimmy Miner	2001
42.0	Jud Heldreth	1992
41.8	Jud Heldreth	1991
41.1	Chris Tommie	2006

Career (minimum 50 career punts)		
46.0	David Marvin	2014-16
42.9	Luke Carter	2016-present
40.4	Jimmy Miner	2000-03
40.2	Chris Tommie	2005-09
40.1	Clay Evans	1976-78
39.7	Jud Heldreth	1989-92
39.6	Kasey Redfern	2010-13
39.0	Todd Heldreth	1961-64
38.7	Scooter White	1969-72
38.7	Chris Marshall	1980-82
38.7	Frederic Jones	1953-55
38.3	Brandon Kale	1996-99
38.0	Bobby McLellan	1950-52

LONGEST PUNTS

86	Archie Evans vs. Eastern Kentucky	1949
81	Brian Mathis vs. The Citadel	1985
76	Brandon Kale vs. Chattanooga	1998
75	Clay Evans vs. Presbyterian	1977
74	Jud Heldreth vs. Newberry	1992
68	Jimmy Miner vs. The Citadel	2001
67	Hike Yarborough vs. Appalachian St.	1973
67	Chris Tommie at The Citadel	2007
67	David Marvin vs. The Citadel	2016
65	Brian Mathis vs. East Tennessee State	1986
63	Todd Heldreth vs. Frederick	1962
63	Brandon Kale vs. Georgia Southern	1998
63	Luke Carter at Western Carolina	2018

* indicates quick kick



Jimmy Miner's 40.4 punting average is the second-best in a career by a Terrier.

ANNUAL PUNTING LEADERS

Year	Player	Punts	Yds	Avg
1952	Charlie Jones	52	1867	35.0
1953	Joe Hazle	33	1072	32.5
1954	Charlie Jones	30	1186	39.5
1955	Charlie Jones	34	1281	37.7
1956	Charlie Bradshaw	N/A		
1957	N/A			
1958	Charlie Bradshaw	16	518	32.4
1959	Gary Whitlock	29	943	32.5
1960	Hal Looney	38	1324	34.8
1961	Hal Looney	58	2088	39.2
1962	Hal Looney	41	1611	39.3
1963	Todd Heldreth	51	1943	38.1
1964	Bill Lane	40	1356	33.9
1965	Tom Kelly	32	1195	37.3
1966	Tom Kelly	48	1777	37.0
1967	John Rowell	54	1785	33.1
1968	Tom Kelly	53	1943	36.7
1969	Francis White	45	1922	35.5
1970	Francis White	70	2540	36.2
1971	Francis White	55	2010	36.5
1972	Francis White	70	2826	40.4
1973	Hike Yarborough	59	2197	37.2
1974	Lewis Brown	55	2062	37.5
1975	Lewis Brown	58	2158	37.2
1976	Rick Cloninger	69	2429	35.2
1977	Clay Evans	69	2741	39.7
1978	Clay Evans	54	2210	40.9
1979	Keith Kinard	36	1322	36.7
1980	Chris Marshall	62	2200	35.5
1981	Chris Marshall	55	2314	42.1
1982	Chris Marshall	46	1793	38.9
1983	Mark Lewitt	53	2000	37.7
1984	Dennis Williams	51	1623	31.8
1985	Brian Mathis	49	1793	36.6
1986	Brian Mathis	61	2391	39.2
1987	Brian Mathis	67	2380	35.5
1988	Brian Mathis	47	1780	37.9
1989	Jud Heldreth	29	1041	35.9
1990	Jud Heldreth	41	1615	39.4
1991	Jud Heldreth	38	1556	40.9
1992	Jud Heldreth	34	1422	41.8
1993	Leslie Lilienthal	40	1368	34.2
1994	Jonathan Roberts	39	1492	38.3
1995	Jonathan Roberts	41	1446	35.3
1996	Bradon Kale	42	1516	36.1
1997	Bradon Kale	31	1173	37.8
1998	Bradon Kale	50	1965	39.3
1999	Bradon Kale	20	818	40.9
2000	Jimmy Miner	45	1743	38.7
2001	Jimmy Miner	48	2016	42.0
2002	Jimmy Miner	47	1985	42.2
2003	Jimmy Miner	60	2343	39.0
2004	Trey Rodgers	21	808	38.5
2005	Chris Tommie	43	1609	37.4
2006	Chris Tommie	37	1522	41.1
2007	Chris Tommie	39	1544	39.6
2008	Craig Novack	15	545	36.3
2009	Chris Tommie	29	1270	43.8
2010	Kasey Redfern	26	941	36.2
2011	Kasey Redfern	28	1040	37.1
2012	Kasey Redfern	44	1765	40.1
2013	Kasey Redfern	48	2036	42.4
2014	Brian Sanders	30	1182	39.4
2015	Brian Sanders	42	1443	34.4
2016	David Marvin	46	2124	46.2
2017	Luke Carter	51	2158	42.3
2018	Luke Carter	44	1917	43.6

TEAM RECORDS • ALL PURPOSE YARDS

MOST ALL-PURPOSE YARDS

Season	Player	Yards
2053	Eric Breitenstein	2012
1673	Eric Breitenstein	2010
1507	Mike Rucker	2008
1503	Eric Breitenstein	2011
1483	Shawn Graves	1989
1439	Bob Roma	1961
1428	Lorenzo Long	2016
1406	Kevious Johnson	2004
1348	Kevious Johnson	2007
1331	Shawn Graves	1991
1324	Shawn Graves	1990
1323	Tony Shell	1990
1319	Jesse McCoy	2002
1301	Ted Phelps	1968
1295	Mike Rucker	2010
1267	Lamond Smith	1994
1252	Ricky Satterfield	1973
1246	Lorenzo Long	2014
1228	Kevious Johnson	2003
1211	Dane Romero	2008
1167	Mike Rucker	2009
1146	Kevious Johnson	2006
1131	Bobby Jordan	1970
1119	Lennox McAfee	2017
1077	Jesse McCoy	2001
1042	Ricky Satterfield	1975
1041	Blake Morgan	2017
1026	Lorenzo Long	2015
1022	Clifford Boyd	1970
1018	Bill Robinson	1994
1014	Vince Colley	1968
1003	Ray Monroe	1973
1000	Ken McKie	1985

Career

5843	Eric Breitenstein	2008-12
5128	Shawn Graves	1989-92
5126	Kevious Johnson	2003-04, 06-07
4517	Mike Rucker	2007-10
4217	Jesse McCoy	1999-2002
4073	Lorenzo Long	2013-16
3981	Ricky Satterfield	1972-75
3841	Ted Phelps	1965-68
3161	Bob Roma	1959-62
3110	Ray Monroe	1970-73
3076	Bill Robinson	1991-94
3005	Tim May	1981-84
2851	Craig Best	1981-84
2842	Donovan Johnson	2010-13
2801	Lennox McAfee	2015-18
2625	Freddie Logan	1983-86
2607	Tony Shell	1988-90
2574	Mitch Allen	2008-11
2536	Melvin Jones	1999-2002
2488	Travis Wilson	1998-2001
2351	Clifford Boyd	1968-71
2257	Bill Lane	1962-64
2213	Gary Whitlock	1958-61
2171	Bobby Jordan	1968-71
2127	Mitchell Gainey	1975-78
2083	Jeff Scott	1997-2000
2004	Jerry Richardson	1955-58

MOST ALL-PURPOSE PLAYS

Season	Player	Plays
302	Ted Phelps	1968
294	Eric Breitenstein	2012
294	Lorenzo Long	2016
270	Eric Breitenstein	2010
269	Eric Breitenstein	2011
241	Shawn Graves	1989
238	Ricky Satterfield	1973
210	Clifford Boyd	1970
205	Rick Cloninger	1976
204	Melvin Jones	2001
203	Ricky Satterfield	1975
201	Ted Phelps	1967
200	Rick Cloninger	1978

Career

921	Eric Breitenstein	2008-12
760	Ted Phelps	1965-68
730	Shawn Graves	1989-92
694	Lorenzo Long	2013-16
679	Kevious Johnson	2003-04, 06-07
710	Ricky Satterfield	1972-75
563	Melvin Jones	1999-2002
530	Rick Cloninger	1975-78
519	Tim May	1981-84
502	Mitch Allen	2008-11
481	Clifford Boyd	1968-71
470	J.R. McNair	2000-03
442	Jesse McCoy	1999-2002



Jesse McCoy is third all-time with 4,217 all-purpose yards.



Quarterback Rick Cloninger ranks among Wofford's best in all-purpose plays.



J.R. McNair ranks among Wofford's all-time leaders in all-purpose yards.

INTERCEPTIONS

Game		
3	Paul Humphries vs. Gardner-Webb	1994
3	Dennis Hemphill vs. Central Florida	1986
3	Keith Dyer vs. Presbyterian	1969
3	Craig Hayes vs. Catawba	1966
3	Delmer Wiles vs. Presbyterian	1950
3	Wilbur Stevens vs. Erskine	1941
3	Joel Robertson vs. High Point	1939
Season		
8	Tim Renfrow	1981
7	Chad Starks	1993
6	Brian Ford	2005
6	Matt Nelson	2003
6	David Moore	1983
6	Tony Painter	1980
6	Curtis Patterson	1980
6	Scott Creveling	1974
6	Bob Calliham	1973
6	Keith Dyer	1969
Career		
19	Tim Renfrow	1979-82
15	Chad Starks	1990-93
15	Curtis Patterson	1979-82
14	Craig Hayes	1985-87
12	Tony Young	1995-98
12	Dennis Hemphill	1986-89
12	Scott Creveling	1971-74
10	David Moore	1980-83
10	Chuck Whitt	1969-71
9	Brian Ford	2004-07
9	Matt Nelson	2000-03
9	Chris Edwards	1998-2001
9	Roland Harris	1999-2002
9	Paul Humphries	1992-96
9	Allen Tuthill	1980-82
9	Bob Calliham	1972-74
9	Tony Painter	1978-81

INTERCEPTION RETURN YARDS

Game		
100	Timmy Thrift vs. Chattanooga	2003
100	Scott Creveling vs. Davidson	1972
Season		
165	Sammy Brown	1976
143	Chad Starks	1990
132	Paul Humphries	1994
121	Bruce Johnson	1969
112	Devin Watson	2016
111	John Douglas	1973
102	Chris Edwards	1999
100	Timmy Thrift	2003
100	Scott Creveling	1972
99	Melvin Lowry	1976
92	Derek Newberry	2003
92	Tony Young	1997
92	Ed Wile	1972
90	Chad Starks	1993
Career		
288	Chad Starks	1990-93
212	Chris Edwards	1998-2001
209	Scott Creveling	1971-74
206	Ed Wile	1969-72
202	Bruce Johnson	1966-69
198	Dennis Hemphill	1986-89
195	Sammy Brown	1974-76
188	Paul Humphries	1992-96
180	Devin Watson	2015-18

173	Tony Young	1996-98
168	Pat Skinner	1975-77

INTERCEPTION RETURNS FOR TOUCHDOWN

Game		
1	by many, last Dimitri Redwood vs. VMI	2018
Season		
2	Sammy Brown	1976
2	John Douglas	1973
2	Bruce Johnson	1968
Career		
3	Chris Edwards	1998-2001
3	Bruce Johnson	1968-69
2	Sammy Brown	1974-76
2	John Douglas	1971-74

LONGEST INTERCEPTION RETURNS

100t	Scott Creveling vs. Davidson	1972
100t	Timmy Thrift vs. Chattanooga	2003
86	Alex Goltry vs. Western Carolina	2008
86	Vernon Quick	1949
82	Jason Leventis vs. Presbyterian	2008
81	Derek Newberry vs. W. Carolina	2003
81t	Nick Ward vs. Johnson C. Smith	2016
76	Frank Deprete vs. W. Carolina	1956
74t	Bruce Johnson vs. Presbyterian	1969
72t	Sammy Brown vs. Presbyterian	1976
71t	John Douglas vs. Presbyterian	1973
70t	Chris Edwards vs. VMI	1999
67	Devin Watson vs. Chattanooga	2017
66	Chad Starks vs. Central Conn. St	1990
66	George Gbese at Western Carolina	2018
65	Tony Young vs. Chattanooga	1997
65t	Paul Humphries vs. Winston-Salem St	1994
65	Jeff Vickery vs Gardner-Webb	1983
64t	Devin Watson at The Citadel	2016
61	Ed Wile vs. Elon	1972

TACKLES

Game		
24	Michael Frazier vs. Newberry	1994
24	Bret Masters vs. Carson Newman	1986
23	Bret Masters vs. Presbyterian	1986
21	Dennis Hemphill vs. William & Mary	1988
20	Ronnie Ray vs. Elon	1983
20	Pete Waldrop vs. Mars Hill	1986
20	Jones vs. The Citadel	1990
23	Bret Masters vs. VMI	1987
23	Bret Masters vs. Davidson	1987
21	Bret Masters vs. The Citadel	1987
21	Bret Masters vs. Newberry	1987
20	Bret Masters vs. Carson-Newman	1987
Season		
207	Bret Masters	1987
167	Matt Nelson	2003
162	Bret Masters	1986
150	David Leibowitz	1987
148	Rodney Payne	1985
142	Pete Waldrop	1986
131	Matt Nelson	2002
123	Timmy Thrift	2003
116	Justin Franklin	2004
114	Matt Nelson	2001
Career		
452	Matt Nelson	2000-03
411	Bret Masters	1985-88
337	Jim Thurman	2002-05
312	Justin Franklin	2003-06

287	Travis Yates	1987-90
283	Mike McCrimon	2010-13
282	Seth Goldwire	2005-08
274	Mike Niam	2008-12
269	David Leibowitz	1986-88
268	Alvin Scioneaux	2010-13
256	Robert Mathis	1999-2002
254	Lee Basinger	2001-04
251	James Zotto	2010-13
250	Eric Daniell	1994-97

SOLO TACKLES

Game		
17	Bill Small vs. Furman	1952
Season		
110	Bret Masters	1987
105	Matt Nelson	2003
96	Ben Dae	1999
91	Timmy Thrift	2003
87	David Leibowitz	1987
83	Matt Nelson	2002
80	Justin Franklin	2004
79	Bret Masters	1986
78	Matt Nelson	2001
78	David Leibowitz	1988
Career		
296	Matt Nelson	2000-03
210	Bret Masters	1985-88
186	Jim Thurman	2002-05
186	Robert Mathis	1999-2002
181	Ben Dae	1996-99
179	Justin Franklin	2003-06
172	Travis Yates	1987-90
170	David Leibowitz	1986-88
167	Mike Niam	2008-12
166	Timmy Thrift	2001-04
162	Alvin Scioneaux	2010-13

ASSISTED TACKLES

Game		
13	Wendell Jones vs. The Citadel	1990
Season		
97	Bret Masters	1987
83	Bret Masters	1986
71	Rodney Payne	1985
67	Pete Waldrop	1986
63	David Leibowitz	1987
62	Matt Nelson	2003
56	Seth Goldwire	2008
52	Seth Goldwire	2007
52	Datavious Wilson	2016
50	Tod Heil	1987
Career		
201	Bret Masters	1985-88
159	Seth Goldwire	2005-08
156	Matt Nelson	2000-03
151	Jim Thurman	2002-05
133	Justin Franklin	2003-06
132	Mike McCrimon	2010-13
115	Travis Yates	1987-90
109	Eric Daniell	1994-97
107	Mike Niam	2008-12
105	Katon Bethay	2002-05
103	Neal Robinson	1985-87
101	Andre Patrick	1992-95

TACKLES FOR LOSS

Game		
6	Lee Basinger vs. N.C. A&T	2003

TEAM RECORDS • DEFENSE

Season

28.0	Anthony Jones	2002
24.0	Brian Bodor	2000
22.5	Ameet Pall	2010
20.0	Katon Bethay	2003
20.0	Lee Basinger	2002
20.0	Anthony Jones	2001
18.0	Nathan Fuqua	2000
17.5	Tyler Vaughn	2016
17.0	Lee Basinger	2003
17.0	Chad Gabrich	1994
17.0	Alvin Scioneaux	2011
16.0	Lee Basinger	2004
16.0	Nathan Fuqua	2001

Career

66.0	Anthony Jones	1999-2002
61.0	Lee Basinger	2001-04
50.0	Nathan Fuqua	1999-2002
47.5	Katon Bethay	2002-05
45.0	Ameet Pall	2008-11
42.0	Alvin Scioneaux	2010-13
38.0	Miles Brown	2015-18
37.0	Brian Bodor	1998-2000
34.5	Jimmy Freland	2001-04
34.0	Tarek Odom	2011-14
31.5	Tyler Vaughn	2014-17
27.0	Robert Mathis	1999-2002
27.0	Torez Ammons	1994-97
27.0	Chad Gabrich	1991-94
27.0	Eric Eberhardt	2008-11

SACKS

Game

5	Tom Bower vs. Samford	1972
---	-----------------------	------

Season

18.0	Tom Bower	1972
15.5	Anthony Jones	2002
13.0	Chuck Mozingo	1990
12.5	Ameet Pall	2010
10.0	Brian Bodor	2000
9.0	Lee Basinger	2002
9.0	Anthony Jones	2001
9.0	Hugh Swingle	1972
8.5	Alvin Scioneaux	2011
8.0	Mitch Clark	2008
8.0	Tyler Vaughn	2016

Career

30.5	Anthony Jones	1999-2002
23.5	Lee Basinger	2001-04
23.0	Ameet Pall	2008-11
19.0	Chuck Mozingo	1989-92
17.0	Alvin Scioneaux	2010-13
16.5	Katon Bethay	2002-05
16.0	Neal Robinson	1984-87
14.0	Brian Bodor	1998-2000
14.0	Eric Eberhardt	2008-11
13.5	Miles Brown	2015-18
13.0	Jimmy Freland	2001-04
13.0	Alex Goltry	2008-11

FUMBLES FORCED

Game

3	Lee Basinger vs. Elon	2002
---	-----------------------	------

Season

7	Bret Masters	1986
6	Lee Basinger	2002
5	Alvin Scioneaux	2011
4	Ben Whitney	2003

4	Timmy Thrift	2003
4	LaRay Benton	2002
4	Tony Young	1998
3	Bernard Williams	2013
3	Mitch Clark	2008
3	Kevin Adleman	2006
3	Jim Thurman	2005
3	Katon Bethay	2005
3	Ryan Steele	2004
3	Katon Bethay	2003
3	Jim Thurman	2003
3	Shaun Davis	1999
3	Neal Robinson	1987
3	Bruce Stuard	1985

Career

10	Alvin Scioneaux	2010-13
9	Jim Thurman	2002-05
9	Lee Basinger	2001-04
8	Bret Masters	1985-88
8	Katon Bethay	2002-05
7	Bret Masters	1985-88
6	Neal Robinson	1984-87
5	Dan Tavani	2004-06
5	LaRay Benton	1999-2002
5	Mike Niam	2008-12
5	SeQuan Stanley	2009-13

FUMBLES RECOVERED

Game

4	Jackie Sexton vs. Presbyterian	1954
3	Keith Collins vs. Elon	1977
3	Jesse Cooksey vs. Western Carolina	1952

Season

9	Tom Bower	1971
4	Timmy Thrift	2004
4	Tod Heil	1987
4	Byron Butler	1986
3	Stephon Shelton	2012
3	Tommy Irvin	2009
3	Derek Newberry	2005
3	Alex Love	2004
3	Teddie Whitaker	2003
3	Lee Basinger	2003
3	Jim Thurman	2002
3	Trevor Ellison	1996
3	Tripp Weed	1995
3	Trevor Ellison	1995
3	Eric Graves	1993
3	Sean McGinley	1992
3	Travis Yates	1989
3	Anthony Daniels	1986

Career

20	Tom Bower	1970-73
8	Trevor Ellison	1995-98
5	Justin Franklin	2003-06
5	Jim Thurman	2002-05
5	Timmy Thrift	2001-04
5	Teddie Whitaker	2000-03
5	Nathan Fuqua	1999-2002
5	Eric Graves	1992-95
5	Tripp Weed	1992-95
5	Shevelle Frazier	1989-93
5	Travis Yates	1987-90
5	Byron Butler	1985-86
5	Ameet Pall	2008-11
5	Stephon Shelton	2009-12
5	Alvin Scioneaux	2010-13

PASSES BROKEN UP

Season

16	Matt Nelson	2003
16	Eric Wimbush	1993
14	Brian Kemp	2007
12	Eric Wimbush	1994
11	Matt Nelson	2002
11	Paul Humphries	1996
11	Brad Gibson	1989
11	George Gbese	2016
11	Devin Watson	2016
10	Dedrick Stuckey	2004

Career

32	Eric Wimbush	1991-94
32	Matt Nelson	2000-03
28	Blake Wylie	2009-12
26	Chris Edwards	1998-2001
22	Chris Armfield	2013-15
21	Brian Kemp	2004-07
20	Brad Gibson	1989-90
19	Tony Young	1995-98
19	Rob Stein	1994-97
19	Dennis Hemphill	1986-89
18	Roland Harris	1999-2002
18	Paul Humphries	1992-96

LONGEST FUMBLE RETURNS

82	Sean McGinley vs. Wingate	1992
79	Al Clark III vs. Middle Tennessee	1999
45	Layton Baker vs. Gardner-Webb	2005
43	Cornelius Riley vs. Winston-Salem St.	1992

LONGEST BLOCKED FIELD GOAL RETURNS

70	Tom Bower vs Presbyterian	1971
----	---------------------------	------



Matt Nelson led the NCAA Playoff team of 2003 with 167 tackles and six interceptions.

A			
Jack S. Abell '54	Columbus, GA	1949, 50, 51, 52	
C. L. Abercrombie, Jr. '36			
C. Fred Abernethy '66	Charlotte, NC		
Darrick Adams '95	Clio, SC	1992	
Harvey L. Adams, Jr. '55	Hampton, VA	1953	
Kevin Michael Adleman '08	Mauldin, SC	2006, 07	
David L. Agee '78	Johnston City, TN	1974, 75, 76, 77	
Fenn Philip Allen '09	Concord, NC	2005, 06, 07, 08	
Aaron J. Allen '93	Baton Rouge, LA	1989, 90, 91	
Billy Mac Allen '70			
Boyd Allen '62			
Mitchell Charles Allen '11	Cincinnati, OH	2008, 09, 10, 11	
Robert G. Allen, Jr. '79	Atlanta, GA	1974, 75, 76, 78	
Sterling R. Allen '71	Florence, SC	1967, 68, 69, 70	
W. M. "Monty" Allen '72	Augusta, GA	1969	
Matthew Darrell Allison	Homewood, AL	2004	
Sidney Allan Allred '70	Gainesville, GA	1967, 68, 69	
Mason Daniel Alstatt	Lexington, KY	2016, 17, 18	
Carew Alvarez '18	Lexington, SC	2017	
Spencer B. Alverson '19	Greer, SC	2018	
J. H. "Rock" Amick, Jr. '83	Irmo, SC		
W. Torez Ammons '98	Conyers, GA	1994, 95, 96	
Brad David Anderson '06	Tomball, TX	2003, 04, 05	
Brian Anderson '15	St. Augustine, FL	2012, 13, 14, 15	
Donavan Anderson	Boiling Springs, SC	2017, 18	
Travis Alan Andrews '07	Lake Butler, FL	2004, 05	
Ronnie A. Andrews, Jr. '81	Morrow, GA	1977, 78, 79, 80	
J. Rodger Anthony '68	Pickens, SC		
Doyce W. Ariali, Jr. '59	Sevierville, TN		
William S. Ariali '47	McCall, SC	1946, 47	
Thomas N. Arledge '58		1956	
Christopher Armfield	Cordova, TN	2013, 14, 15	
Robbierre Armstrong	Lawrenceville, GA	2017, 18	
Fred L. Arnold '54	Spartanburg, SC	1951	
Bill Arnold	LaGrange, GA	1960	
C. Todd Arnold '95	Ringold, GA	1991, 92, 93, 94	
Jeffrey Scott Ashley '14	Brooks, GA	2010, 11, 12, 13	
Robert D. Atkins '65	Spartanburg, SC	1962, 63, 64	
Hugh J. Atkinson '75	Hendersonville, TN	1972, 73	
Charles F. Atwater, Jr. '85	Charleston, SC	1982	
Harold Auman	High Point, NC	1952	
H. Daniel Avant '61	Orangeburg, SC		
LTC S. E. Awtryer '54	Manchester, GA	1952	
Leonard A. Ayers '72	Manchester, GA	1969, 70	

B			
Aaron B.L. Bailey '95	N. Wilkesboro, NC	1991, 92, 93, 94	
Randall E. "Chip" Bailey, Jr. '00	Cowpens, SC		
Layton Bradley Baker '09	St. Augustine, FL	2005, 07, 08	
James G. Baker '78	Hawkinsville, GA		
Lyle A. Baker '39			
Thad B. Ball '05	Rosedale, GA	2003, 04	
Tripp Ballard	Sumter, SC	1985	
Richard Ballenger, Jr. '39			
C. Brooks Bannister '68	Greenwood, SC	1966	
Dennis N. Barbare, Sr. '53	Greenville, SC	1950, 51, 52	
Ernest R. Barefield '60	Turbeville, SC	1957, 58	
Kenneth Andrew Barnes '13	Suwanee, GA	2010, 11, 12	
Bill Barringer	Salisbury, NC	1950, 51	
D. J. "Bo" Barton, Jr. '88	Gilbert, SC		
Lee F. Basinger '05	Kannapolis, NC	2001, 02, 03, 04	
Justus W. Basinger	Longwood, FL	2016, 17, 18	
R. Brandon Batson '03	Travelers Rest, SC	2000, 01	
Dr. J. Patrick Batten, Jr. '80	Spartanburg, SC	1975, 76, 77	
Gregory W. Batts '79	Goose Creek, SC	1976, 77, 78	
Martin Daniel Bauer '07	Cincinnati, OH	2003, 04, 05, 06	
Donald C. Beaman '76	Simpsonville, SC	1974, 75, 76	
Kenneth E. Beasley '87	Fountain Inn, SC	1983, 84, 85, 86	
Jon Beaver	Hickory, NC	1992	
Matthew Scott Beavin '07	Lexington, KY	2003, 04, 05, 06	
Joseph M. Beckett	Lexington, SC	2017, 18	
John T. Beckley	Atlanta, GA	2017, 18	
Britt S. Becknell '89	Easley, SC	1986, 87, 88	
Timothy Bryan Beckner '06	Newton Falls, OH	2003, 04, 05	
Jack S. Beeler '54	Knoxville, TN	1950, 51	
Timothy A. Beeton '70			
Jerry Belcher '64	Lake Worth, FL	1961, 62	
Justin Lee Bell '07	Ashland City, TN	2005	
Charquavis Lavon Bell '14	Miami, FL	2011, 12, 13	
Edwin M. Bender '90	Atlanta, GA	1986, 87, 88	
B. Lester Bennett '63	Erwin, TN	1959	
Landon Coleman Bennett '10	Duluth, GA	2010	
Shaun Bennett '06	High Point, NC	2001, 02, 03	
James E. Benson '61	Charleston, SC	1959, 60	

Toney L. Benson '17	Columbia, SC	2016	
Chad E. Bentley '03	Pickens, SC	2001, 02	
Lee R. Bentley, II '92	Pickens, SC	1988, 89, 90	
LaRay J. Benton '03	Savannah, GA	2000, 02	
Bruce R. Bernard '90	Cocoa Beach, FL		
J. Wade Berry '87	Irmo, SC	1983, 84, 85, 86	
Brandon Renard Berry '07	Knoxville, TN	2003, 04, 05, 06	
Brenton Matthew Bersin '12	Charlotte, NC	2008, 09, 10, 11	
Craig Best '85	Augusta, GA	1981, 82, 83, 84	
Len T. Best '82	N. Augusta, SC	1978, 79, 80	
Gary R. Bethard '67	Taylorville, IL	1964	
Katon Koal Bethay '06	Milton, WI	2002, 03, 04, 05	
Henry L. Bethea, III '75	Latta, SC	1971, 72, 73	
W. Bradley Birrenkott '06	Tampa, FL	2003, 04, 05	
Clark Cameron Bishop '11	Leesburg, GA	2007, 08, 09, 10	
David J. Bishop '66			
Dooley Bizzell	Virginia Beach, VA	1968, 69	
Archibald W. Black '65	Greenville, SC	196, 63	
Luis M. Black '00	Concord, NC	1996, 97, 98, 99	
Michael K. Black '93	West Pelzer, SC	1990, 91, 92	
Jesse K. Blackburn '03	Marysville, OH	1999, 00, 01, 02	
R. Kyle Blackmon '88	Allendale, SC	1984, 85, 86	
Bryan Bernard Blair '07	Bennettsville, SC	2004, 05, 06	
Charles Blakeley	Chester, SC	1949, 50	
Ron Blakely	West Columbia, SC	1985, 86	
Napoleon Blakney '79	Hartsville, SC	1976, 77, 78	
Stephon Blanding '91	Sumter, SC	1990	
Gary Anthony Blount '10	St. Marys, GA	2006, 07, 08, 09	
Brian Bodor '01	Bridgeport, OH	1998, 99, 00	
Tom Boeing '97	Cincinnati, OH	1994, 95, 96	
Matthew Woodson Boggs '11	Naples, FL	2007, 09	
H. C. "Hank" Bonner, III '80	Spartanburg, SC		
Zachary Tyler Bobb '13	Marietta, GA	2009, 10, 11, 12	
Jordan R. Bolds-Lockwood '17	Charleston, SC	2016	
J.D. Boone '99	Headland, AL	1996	
Robert J. Boone '86	Rock Hill, SC	1983	
Adrien D. Borders '06	Lilburn, GA	2005	
Jack C. Borders, Jr. '84	Smyrna, GA		
Joseph A. Borum, Jr. '66	Virginia Beach, VA	1964, 65	
Craig A. Bossard '83	Sumter, SC	1981, 82	
Christopher Boudreaux '16	Mobile, AL	2014, 15, 16	
Lon Bouknight		1933	
Thomas J. Bove '16	Baton Rouge, LA	2012, 13, 15	
Bob M. Bowen '60	Mountain City, GA	1956, 57	
Tom L. Bower, III '74	Roswell, GA	1970, 71, 72, 73	
E. Carlton Bowyer '60	Christiansburg, VA		
Derek Alexander Boyce '11	Knoxville, TN	2009, 11	
Clifford V. Boyd '71	Fort Mill, SC	1968, 69, 70, 71	
Jonathon Andrew Boyd '14	Fayetteville, NC	2011, 12, 13	
Travis Guthrie Boyd '09	Louisville, KY	2005, 06, 07, 08	
H. Sandy Boyd, III '79	Greenville, SC	1977, 78	
Vance L. Brabham, Jr. '55			
David J. Bradford '95	Sumter, SC	1992, 94	
E. Scott Bradley '98	Miami, FL	1994, 95	
Charles J. Bradshaw, Sr. '59	Lake City, FL	1956, 57, 58	
Charles J. Bradshaw, Jr. '83	Spartanburg, SC	1979, 80, 81, 82	
Frank L. Brady '81	Salisbury, NC	1977, 78, 79, 80	
Robert Taylor Bragg '16	Thomasville, GA	2013, 14, 15	
B. Ernest Branch '52			
James T. Brannon, Jr. '64	Anderson, SC	1960, 61, 62	
Benny Brannon '65	Fairforest, SC	1961, 62	
Kendall Marion Bratcher '12	Greensboro, NC	2008, 09, 11, 12	
Steven Eric Breitenstein '12	Valle Cruis, NC	2008, 10, 11, 12	
Kirk R. Breland '82	Walterboro, SC	1978, 79, 80, 81	
Richard B. Brewer '98	Spartanburg, SC	1996	
Rev. James T. Brewton '83	Woodruff, SC	1980	
Dwight E. Bridges '85	Heath Springs, SC	1982	
Michael A. Bridges '90	Gaffney, SC	1987, 88	
R. Alan Bridges '85	Summerville, SC		
Travis A. Brightbill '00	Lebanon, VA	1996, 97, 98, 99	
Randall L. Bringman '72	Anderson, SC	1969, 70, 71	
Thomas C. Brittain '75	Spartanburg, SC	1972, 73	
George O. Brittle '80	Moncks Corner, SC	1977, 78, 79	
Joshua E. Brizendine '02	Somerville, AL	2000, 01	
Jimmy L. Brock '54	Spartanburg, SC	1950, 52	
Harold H. Brooks, Jr. '79	Taylors, SC	1975, 76	
Ronnie A. Brooks	Washington, DC	2017, 18	
Monnie L. Broome '64	Spartanburg, SC	1962	
Brandon M. Brown	Summerville, SC	2017, 18	
Darren E. Brown '02	Hendersonville, NC	1999, 00, 01	
David E. Brown '47			
Derek C. Brown '95	Columbia, SC	1991, 92, 93, 94	
Freddie Brown '91	Charlotte, NC	1987, 88, 89	
Lewis Brown	Hartsville, SC	1974, 75	
Lewis Charles "Buck" Brown	Wrens, GA	2006, 07, 08	
Miles J. Brown '19	Washington, DC	2015, 16, 17, 18	
Roderick S. Brown '89	Spartanburg, SC		

Samuel P. Brown '77	Anderson, SC	1973, 74, 75, 76	
Terry Brown '83	Columbia, SC		
Toby Brown	Worthington, OH	1987, 88	
Christopher H. Brownlee '97	Walterboro, SC	1994, 95, 96	
Wilson R. Bruce '77	Southern Pines, NC		
Benjamin W. Bruggeworth '16	Greensboro, NC	2014, 15	
David Boston Bryant '17	Williamsburg, KY	2013, 14, 15, 16	
Kenneth M. "Charlie" Bryant '54	High Point, NC	1951, 52	
Joel Bryan		1984	
Adam Buckner '01	Teachey, NC	1999, 2000	
Derrick B. Buisa '86			
Rickey Ramoun Bunton	Richardson, TX	2005, 06, 07	
Josh T. Burger	Aurora, OH	2017, 18	
William J. Burke '68	Columbia, SC	1965, 66, 67	
Hoyt C. Burnett, Jr. '62	Saluda, SC	1958, 59, 60, 61	
R. B. "Bud" Burnett '42			
Lowell T. Burnette '79	Rutherfordton, NC	1975, 76, 77	
R. T. "Tab" Burnette '80	Spartanburg, SC		
Ronald D. Burnette '58	Greer, SC	1954, 55	
C. Weldon Burns, Jr. '56	Lancaster, SC		
J. Weyland Burns, Sr. '57	Lancaster, SC	1954, 55	
Richard M. Burns '72	Charleston, SC		
Jason Burr '01	Greer, SC	1999, 2000	
Cody E. Burris '13	Plain City, OH	2012	
J. Todd Burroughs '94	Ninety Six, SC	1990, 91, 92, 93	
John H. Burntett, III '69	Ashland, KY	1965, 66, 67, 68	
Darius S. Burton '15	Durham, NC	2012, 13, 14	
W. Bradford Butler '17	Rome, GA	2015, 16	
Byron Butler '87	Saluda, SC	1984, 85, 86	
Jeffrey K. Butts '74	Columbia, SC	1970, 71, 72	
Kyle D. Butts '99	Washington Ch, OH	1995	
Michael C. Byars '94	Leesville, SC	1990, 91, 92, 93	
Stephen E. Byas '90	Asheville, NC	1988	
D. David Byrd '91	Lincolnton, NC	1988	
Larry N. Byrd '83	Charleston, SC		
Richard L. Byrd '95	New Ellenton, SC	1991, 92	
Ben F. Byrd, Jr. '63			
Gary M. Byrd '64	Lexington, NC	1961, 62	
C			
Mark R. Calhoon '86	Lexington, SC		
William Calhoun	Anderson, SC	1974	
J. Robert Calliham '75	Edgefield, SC	1972, 73	
Charles Calvert	Spartanburg, SC	1971	
Dewey L. Calvert '42			
James E. Cambria '58			
Bobby Campbell		1951, 52	
C. Don Campbell '68	Hartwell, GA	1965, 66, 67	
Elliott F. Campbell	Lugoff, SC	2018	
Victor C. Campbell '60	Hephzibah, GA		
Robert C. Cannon '50	Spartanburg, SC	1946, 47, 48, 49	
Ralph D. Cannon '52	Spartanburg, SC		
W. Dean Cannon, Jr. '50	Spartanburg, SC		
Michael Calvin Cantrell '12	Dacula, GA	2009, 10, 11, 12	
John R. (Bob) Capes '56	Covington, GA	1954	
Anthony Paul Carden '13	Lexington, SC	2009, 10, 11, 12	
Philip P. Cardone '78	Columbia, SC	1975, 76, 77	
Rick L. Carlisle, Jr. '67	Lyman, SC	1964, 65, 66	
Prosser D. Carnegie, II '03	Charlotte, NC	2000, 02	
Dale E. Carnes '58			
Zach Carnes '83	Marietta, GA	1980	
William T. Carpenter, Jr. '58	Louisville, MS	1956	
Michael D. Carrouth '85	Indian Land, SC	1982, 83, 84	
Sylvester O. Carstarphen '03	Columbus, GA	2000	
David S. Carter '85	Spartanburg, SC	1982, 83, 84	
Luther "Luke" Carter	Florence, SC	2017, 18	
J. Hartwell Cartrette '64			
Travis M. Cash '00	Morven, NC	1997, 98, 99	
Richard T. Cauthen '94	Lancaster, SC	1990, 91, 92	
Robert H. Cauthen, Jr. '71			
Rev. Meredith L. Cavin '75	Sanibel Island, FL		
Steven P. Cesinger '84	Alpharetta, GA	1980	
Thomas Joseph Chamberlin '15	Land O'Lakes, FL	2012, 13, 14, 15	

ALL-TIME LETTERMEN

Robert C. Churchill, IV '90	Crewe, VA	
John L. Clabo '50	Knoxville, TN	1949
Allen O. Clark, Jr. '76	Spartanburg, SC	1972, 73, 74, 75
Allen O. Clark, III '02	Spartanburg, SC	1998, 99, 00, 01
Allen O. Clark, Sr. '50	Spartanburg, SC	1946, 47
Cecil D. Clark '83	Shelby, NC	1981
Mitchell Jay Clark '09	New Philadelphia, OH	2006, 07, 08
Philip L. Clark '50	Spartanburg, SC	1946, 47, 48, 49
Stacey E. Clark '02	Newland, NC	1999, 00, 01
Jim Clary '49	Spartanburg, SC	1946, 47, 48
Jordan Marcellus Clayton	Cincinnati, OH	2013
Cole T. Cleary '19	Flat Rock, NC	2015, 16, 17
Colton D. Clemons '18	Fayetteville, GA	2014, 15, 16, 17
David P. Cleveland '75	Greenville, SC	
Samuel C. Cleveland '59	Greenville, SC	1955
Todd W. Cline '86		
Gilmer W. Cloer '41		
W. Scott Cloer '88	West Columbia, SC	
Rick W. Cloninger '79	Fort Mill, SC	1976, 77, 78
Anthony E. Cloud '91	Chester, SC	1987, 88, 89
Michael E. Clowney '97	Rock Hill, SC	1993, 94
Glynn D. Coates '61		
Timothy R. Coates '79	Spartanburg, SC	1976, 77, 78, 79
Ben Cochran	Buford, GA	1998
Bev O. Cochran, Jr. '58		
Theron G. Cochran '60	Easley, SC	1958
Anthony D. Coggiola '85	Columbia, SC	
R. Howard Coker '85		
Eric L. Cole '99	Sevierville, TN	1995, 96, 97, 98
Zachary Andrew Cole	Morganton, NC	2011, 13, 14
Shufford B. Coleman '83	Spartanburg, SC	1981
Donald K. Coleman '94	Columbia, SC	1990, 91, 92, 93
Vincent A. Colley '70	Washington, DC	1967
Joshua Avery Collier '08	Bonaire, GA	2004, 05, 06, 07
Christopher R. Collins '08	Savannah, GA	2004, 05, 06, 07
Eric David Collins	Jackson, KY	1997
Keith T. Collins '78	Atlanta, GA	1975, 76, 77
Mark Collins	Bennettsville, SC	1986, 87
Thomas B. Colter '93	Rock Hill, SC	1988, 89, 90, 91
Nicholas B. Colvin '17	Bogart, GA	2013, 14, 15, 16
Michael Dale Combest '08	Cincinnati, OH	2005, 06, 07
Marcus M. Combs '98	Morrow, GA	1993, 94, 95, 96
Michael James Comer '15	Conover, NC	2011, 12, 13, 14
Michael F. Compton '82	Sumter, SC	
Aldo Comuzzi	Boca Raton, FL	1989
David L. Conklin '81	Tampa, FL	1977, 78, 79, 80
Joshua P. Contee	Elkridge, MD	2017, 18
Jarriel D. Cook	Boiling Springs, SC	1993
J. Vassie Cooke, III '73		
Jesse L. Cooksey '54	Spartanburg, SC	1952
Gary Cooper	Thomasville, NC	1999
Paul V. Cope '56	Spartanburg, SC	
Terry O. Corbin '82	Columbia, SC	1978
W. Chase Corn '03	Spartanburg, SC	1999, 00, 01, 02
W. T. "Buddy" Corn '76	Spartanburg, SC	1972, 73, 74
W. A. "Skip" Corn, Jr. '73	Spartanburg, SC	1969, 70, 71, 72
Wade A. Corn, Sr. '50	Spartanburg, SC	1947
Steven W. Cornellier '16	Jacksonville, FL	2014, 15, 16
Vernon F. Cornwell '67	Manassas, VA	
Boyd A. Correll '76	Florence, SC	1973, 74, 75
John Cottingham	Charleston, SC	1951, 52
J. Robert Couch, Jr. '89	Columbia, SC	
J. Ryan Cowden '00	Lebanon, VA	1997, 98, 99
Chris Cowen '78	Pompano Bch, FL	1976, 77
Edwin L. Cox, III '91	Spartanburg, SC	1987, 88, 89
Tyler Patrick Crahan	Cincinnati, OH	2005
Anthony Craig	Norfolk, VA	2018
C.W. Crawford		1952
David H. Creasy '74	Highland Springs, VA	1970, 71, 72
Paul M. Creech '76	Covington, GA	
William F. Creech '51	North Augusta, SC	1949
R. Scott Creveling '74	Charlotte, NC	1971, 72, 73
Nicholas Lee Croker	Spartanburg, SC	2012
Jeffrey W. Croley '94	Fair Oaks, CA	1991, 92, 93
Jeffrey W. Croom '69	Rocky Mount, NC	1966, 67, 68
Jervey C. Crosby, Jr. '80	Walterboro, SC	1978, 79
W. Jeffrey Crowe '84	Marietta, GA	1980
H. Hayne Crum '35		
Timothy R. Crunk '82	Austell, GA	
Robert Culpepper	Hartsville, SC	1984, 85
Charles C. Cummings '91		
Christopher Barry Cummings '11	Fletcher, NC	2008, 09, 10
David I. Currie '72	Norfolk, VA	1968, 69, 70
Brandon G. Curtis '18	Bushnell, FL	2014, 15, 16, 17
Loraine W. Cusack '67		

D		
Ben L. Dae '00	Charlotte, NC	1996, 97, 98, 99
Benjamin R. Daniel '97	Athens, GA	1994, 95, 96
Richard "Roo" Daniels '17	Columbia, SC	2014, 15, 16, 17
M. Eric Daniell '98	Douglasville, GA	1994, 95, 96, 97
Eugene Anthony Daniels '87	Conway, SC	1983, 84, 85, 86
Pressley Daniels '62	West Palm Beach, FL	1959, 60
Willie F. Daniels, Jr. '89	Dillon, SC	1986, 87
Robert T. Darnell '65	Saluda, SC	1962, 63, 64
Joseph K. Davidson '90	Bishopville, SC	
Anthony R. Davis '69	Florence, SC	
B. Carter Davis, Jr. '75	Morristown, TN	1971, 72, 73, 74
Bryan M. Davis '99	Walterboro, SC	1995, 96, 98
H. Keith Davis '90	Hopkins, SC	1987-88
Hugh D. Davis '40		
J. Lee Davis '83	College Park, GA	1979, 80, 81, 82
J. Mark Davis '91	Bradley, SC	1988, 89
Jeffrey G. Davis '78	Lavonia, GA	1974, 75, 76, 77
Joshua Wayne Davis '13	Spartanburg, SC	2010, 11, 12, 13
Paul T. Davis '63	Darlington, SC	1960, 61
Shaun A. Davis '03	Fayetteville, NC	1999, 00, 01
Steven Scott Davitte '10	Columbia, SC	2006, 07, 08, 09
Filmon C. Dawkins	Charlotte, NC	2005, 06, 07
Haywood Dawkins, Jr. '81		
George W. Dawson '68	Great Falls, VA	
Frederick L. Day, II '90	Cross, SC	1986, 87, 88
James E. Day '52		
Stacey F. Day '85	Orangeburg, SC	1982, 83, 84
Billy D. Dayvault '66	St. Petersburg, FL	1962, 63, 64, 65
Samuel G. Deal, Jr. '80	Charlotte, NC	
Robert C. Deale, III '69	High Point, NC	1967
Donald A. Dean '70	Spartanburg, SC	
Scotty L. Dean '02	Headland, AL	1998, 99, 00, 01
J. Fisher DeBerry '60	Cheeraw, SC	
P. Mark Dempsey '90	Campobello, SC	1988
Ross Cheffy Demmel '18	Cincinnati, OH	2015, 16, 17
Edward C. Dennis '74	Clio, SC	
Frank J. Deprepe, Jr. '58	West Warwick, RI	1955, 56, 57
Dirk J. Derrick '82	Conway, SC	1979, 80, 81
Eric T. Deutsch '05	Cincinnati, OH	2002, 03, 04
Gaby A. Dibo '06	Poland, OH	2003, 04, 05
Ronald P. DiBuono '60	Johnstown, PA	1956, 57, 58
Spartan I. Dickson '37		
Mark E. Diffenderfer '90	Easley, SC	1986, 87, 88
Leveritt Diggs '14	Pittsburgh, PA	2012, 13
Michael L. Dimery '80	Duncan, SC	1978, 79
Anthony M. DiNardo '06	Snellville, GA	2005
James M. Ditty '54	Chicago, IL	1950, 51, 52
Jim Ditty '54	Chicago, IL	1951, 52
Gary A. Dodd '63	Charleston, NC	
James C. Dolinak '16	Knoxville, TN	2013, 14, 15
William E. Dolson '65	Atlanta, GA	1959, 61
Frank Ray Domanosky '09	Atlanta, GA	2006, 07
Donald R. Dorham '05	Park Forest, IL	2004
Joshua Bennett Dorr	Pickens, SC	2004, 05
Michael L. Doshier '90	Charleston, SC	1987, 88
John F. Douglas '75	Edgemoor, SC	1971, 72, 73
Brian W. Douglass '92	Columbia, SC	1989, 90
Henry Edward Drawdy	Lake Worth, FL	1961, 62
Jack E. Drawdy, Sr. '60	Eutawville, SC	1956, 57
Christopher J. Drye '93	Landis, NC	
Kenneth A. DuBard '48	Blythehood, SC	1947
G. Dial DuBose '83	Louisville, KY	1980
Jeremy Dula	Hickory, NC	2000
James F. Duncan '37		
Alexander Braden Dunmire '13	Goldboro, NC	2009, 11
James O. Dunn '60	Conway, SC	1957, 58
Corey Allen Dunn '06	Lexington, KY	2003, 04, 05
Grant Ellis Duren '10	Pace, FL	2009
Thomas S. Durham '73	Arlington, VA	
Darrell S. Dutton '92	Burlington, NC	1986, 87
J. Madison Dye, Jr. '82		
Keith J. Dyer '71	Norfolk, VA	1968, 69, 70
E		
Eric Charles Eberhardt '12	Suwanee, GA	2008, 09, 10, 11
Michael E. Edens '98	Columbia, SC	1994, 95, 96
Christopher A.L. Edwards '02	Greensboro, NC	1998, 99, 00, 01
Donald L. Edwards '61	Avon Park, FL	
Gary W. Edwards '80	Florence, SC	1977, 78, 79
Gerard S. Edwards '94	Marion, SC	1993
H. Tommy Ellis '63	Anderson, SC	1959, 60, 61
William B. Ellis, Jr. '67	Charlotte, NC	1964, 65, 66
J. Trevor Ellison '99	Cincinnati, OH	1995, 96, 97, 98
Zachary R. Epting	Greenville, SC	2018

William S. Ervin, III '75	Highland Springs, VA	
William B. Estridge, III '84	Charlotte, NC	1983, 84
Archie R. Evans '50	Laurinburg, NC	
Clay G. Evans '79	Anderson, SC	1976, 77, 78
Jason T. Evans	Flemington, NJ	1999, 00
Troy L. Evans	Cincinnati, OH	1996
V. Shaw Evans, III '87	Columbia, SC	
James L. Evatt, Jr. '87	Cheraw, SC	1984, 85, 86
James L. Evatt, Sr. '62	Columbia, SC	1960
Peter B. Everett '97	Liburn, GA	1993, 94
F		
Phillip E. Fant '74		
Lavadrick J. Farrar '13	Charlotte, NC	2009, 10
Shane H. Fast '05	Union, SC	2001, 02, 03, 04
Maurice Sebastian Faulk	Blackshear, GA	2005, 06, 07
W. Zack Faust, IV '61	Lexington, GA	
James A. Faust '43		1942
William E. Fenters, Jr. '71	Georgetown, SC	1967, 68, 69
Michael S. Fincher '75	Highland Spgs, VA	1970, 71, 72, 73
Joseph R. Fincher '74	Virginia Beach, VA	
William E. Fisher Sr. '49		
Mitchell M. Flannery '96	Cincinnati, OH	1992, 93, 94, 95
John Fleming '51	Augusta, GA	1947, 49, 50
Lurone M. Fleming '94	Greenville, SC	1989
Lewis W. Flint '62	Augusta, GA	1958, 59, 60
Ronald Anthony Flott	Statesboro, GA	2007
Camery N. Flowers '15	Damascus, GA	2012, 13, 14
Jessie Floyd '58		
J. Matthew Flynn '02	Spartanburg, SC	1998, 99, 00, 01
Stephen R. Foerster '87		
Shaun Fogle	Santee, SC	2000, 01, 02
Lee Delano Ford '55	Greenville, SC	1952, 53
Brian Edward Ford '08	Wildwood, GA	2004, 05, 06, 07
Lawrence S. Forgacs '70	Clearwater, FL	1967, 68
Timothy W. Forman '89	Camden, SC	1985, 86
Joseph Edward Fornadel '10	Pittsburgh, PA	2008-09
Benjamin J. Foster '02	Kennesaw, GA	1999, 00, 01
Lomar R. Foster '97	Taylors, SC	1993, 94, 95, 96
Ronald E. Foster '82	Inman, SC	
James R. Fowler, Jr. '82	Belton, SC	1979, 80, 81
Jody F. Fowler	Simpsonville, SC	1982
Wade A. Francis	Johns Creek, GA	2012, 13, 14
Justin C. Franklin '07	Jacksonville, NC	2003, 04, 05, 06
J. Charles Fraser, Jr. '87	Anderson, SC	1984, 85, 86
Michael D. Frazier	Sevierville, TN	1994, 95
Shevelle P. Frazier '94	Pawleys Island, SC	1989, 90, 91, 93
Wayne K. Freeman '84		
James A. Freland '05	Cincinnati, OH	2001, 02, 03, 04
Bob Frelay	Gary, WV	1952
Nathan P. Fuqua '03	Danville, KY	1999, 00, 01, 02
G		
Chad M. Gabrich '95	South Bend, IN	1992, 93, 94
Moise Gabriel	Miami, FL	1987
Dashiell J. Gaillard '03	Gahanna, OH	1999, 00, 01, 02
Anthony B. Gaines '83	Sumter, SC	1980, 81
C. Anthony Gainey '88	Hartsville, SC	
Mitchell E. Gainey '79	Hartsville, SC	1975, 76, 77, 78
Bernard F. Gallagher, Jr. '67	Washington, DC	1964, 65, 66
Chadrick A. Gardner	Boiling Springs, SC	2018
Richard K. Gardner '78	Lancaster, SC	1976
Michael S. Garity '90	Camden, SC	1987, 88
James Cody Garland '06	Statesville, NC	2002, 03, 04, 05
Roderick V. Garner '91	Lithonia, GA	1988, 89
Charles W. Garner, II '99	Watkinsville, GA	1996, 97, 98
Rueban J. Garrow '97	Cincinnati, OH	1993, 94, 95, 96
Ethan Chase Gaskins '15	Summerville, SC	2013, 14
Gregory A. Gasparato '09	State College, PA	2006, 07, 08
Clark Daniel Gaston '11	Cleveland, TN	2009, 10
Larry E. Gavin '75	Sanibel Isl., FL	1972, 73, 74, 75
William E. Gay '16	Anderson, SC	2012, 13, 14, 15, 16
Reginald J. Gaymon '87	Sumter, SC	1984, 85, 86
George Gbesee	Murfreesboro, TN	2016, 17, 18
William Brater Gerber	Chapel Hill, NC	2018
Gregory L. German '05	Fort Mill, SC	2004
Kevin D. German '89	Mt. Pleasant, SC	1985, 86, 87
Timothy L. Geter '94	Spartanburg, SC	1990, 91, 92, 93
Geoff W. Gibbon '01	Spartanburg, SC	2000
Bobby W. Gibbs '05	Corbin, KY	2001, 02, 03, 04
Frederick D. Gibbs '87	Seneca, SC	1983, 84, 85, 86
Melvin I. "Razor" Gibbs '43		
Coy W. Gibson '75	Marion, NC	1971, 72, 73, 74
Philip H. Gibson '55	Hampton, VA	1952, 53
Roger E. Gibson '63	Tavares, FL	1959, 60, 61
V. Bradley Gibson '92	Albertville, AL	1988, 89, 90

Gus Gilbert	Atlanta, GA	1947
James P. Gill '80	Rock Hill, SC	1977, 78, 79
John A. Gill '54		
Daniel D. Gilman '85	Ocala, FL	1982, 83, 84
Steve H. Gilman, Jr. '84	Ocala, FL	
Marcus G. Gilmore '03	Greenville, SC	1999, 00, 01, 02
F. Luther Glenn '51	Greer, SC	1950
Richard M. Glow '76	Atlanta, GA	1974
Joseph V. Gobolos '56	Lackawanna, NY	1953
Brace B. Godfrey, III '01	Baton Rouge, LA	
Seth Chandler Goldwire '09	Guyton, GA	2005, 06, 07, 08
H.J. Alexander Goltry '12	Knoxville, TN	2008, 09, 10, 11
James Henry Gonsoulin '08	Tulsa, OK	2004, 05, 06, 07
John E. Goode '61		
Richard T. Goodman '84	Matthews, NC	1982
Isaac S. Goodpaster '03	Mt. Sterling, KY	2000, 01, 02
Brandon J. Goodson '17	Dacula, Ga.	2015, 16, 17
Marvin Antonio "Tony" Goodwin '14	Charlotte, NC	2011, 12, 13
James R. Gordon, Jr. '52	Mullins, SC	1947, 48, 49, 50, 51
Darrin Goss '93	Charleston, SC	1989, 90, 91, 92
Chandler Lane Gouger '18	Chattanooga, TN	2015, 16, 17
William C. Gowan '78	Duncan, SC	1974
Michael K. Gravely '77	Pickens, SC	1976
W. David Gravely '54		
P. Daniel Graves '85	Spartanburg, SC	1981, 83, 83, 84
Eric Graves '96	Sumter, SC	1992, 93, 94, 95
Shawn Graves '93	Marion, SC	1989, 90, 91, 92
Mickey Gray	East Flat Rock, NC	1988, 89
J. Andrew Green '94	Cincinnati, OH	1989, 90, 91, 92
Jaleel Malik-Juanya Green '17	Jacksonville, FL	2013, 14, 15, 16
Keith E. Green '91	Walterboro, SC	1988, 89, 90
Rashad E. Green	Leland, NC	1998, 99, 00
R. F. "Pee Wee" Greene '58	Union, SC	1955, 56
R. Glenn Greene '62	Knoxville, TN	1960
Robert M. Greene '14	Moore, SC	2012, 13
John C. Gregg, Jr. '65	Pittsburgh, PA	1963
T. Michael Gregg, Jr. '86	Chesnee, SC	
Robin D. Gregorie '79		
Tymeco Zamir Gregory '13	Greer, SC	2010, 11, 12, 13
Zachary Adam Grey '08	Salem, OH	2005, 06, 07
Gene D. Griffy '48	Falmouth, KY	1946
Joshua Damian Grimes '16	Tyrone, GA	2013, 14, 15
Josef James Gromer '12	Spartanburg, SC	2011, 12
Harry C. Grothjahn, Jr. '68	Jacksonville, FL	
Robert Gunter '60 - Trainer	Anderson, SC	1960

H

Elmer A. Habel '27		
Ricardo J. Hagood, Jr. '00	Tucker, GA	1996, 97, 98, 99
Billy Haguewood	Inman, SC	1993
Roger G. Hagy '58	Tazewell, VA	1956
Donald A. Hairston, Jr. '84	Stone Mountain, GA	1981, 82
Robert L. Hale, II '80	Irmo, SC	1976, 77, 78, 79
Jack Hall		1952
A. Kent Hall '58	Freeport, PA	1956
Garrett O. Hall '89	Hilton Head, SC	
Robert F. Hall '58	Spartanburg, SC	1955, 56
T. Kirk Hall '83	Long Valley, NJ	1982
Thomas L. Hall '97	Inman, SC	1994, 95
John P. Haly, Jr. '91	Dunwoody, GA	1988
Fred M. Hamilton '82	Charleston, SC	
Dennis W. Hammack '58	Radford, VA	1956
Elby J. Hammett '50	Spartanburg, SC	1946, 47, 48, 49
Brian S. Hammond '89	Spartanburg, SC	
F. Jay Hammond, Jr. '56	Sumter, SC	1953
Ross Hudson Hammond '19	Spartanburg, SC	2015, 16, 17, 18
James B. Hampton, II '91	Spartanburg, SC	1989
John D. Hancock '85	Fort Lawn, SC	1982, 83, 84
James M. Hanna '85	Aiken, SC	1980, 81, 82, 83
Thomas K. Hannah '69	Atlanta, GA	
Christopher M. Hanson '69	Virginia Beach, VA	1966, 67
Octavius L. Harden '15	Conover, NC	2012, 13, 14
Joe L. Harkey '78	Fort Mill, SC	
Michael K. Harpe '78	Canton, NC	1976, 77
Michael Cavin Harpe '14	Spartanburg, SC	2010, 11, 12, 13
John E. Harris, Jr. '71	Springfield, VA	1968, 69
Charles S. Harris '60	Jacksonville, FL	
H. Fleming Harris '61	Columbia, SC	1958, 59, 60
James F. Harris '68	Oxon Hill, MD	
Michael Colby Harris '07	Asheville, NC	2004, 05, 06
Roland W. Harris '03	Hope Mills, NC	2000, 01, 02
T. Truman Harris '67	Valdese, NC	
A. Cam Harrison '86	Cumming, GA	
J. Travis Harrison '93	Duncan, SC	1989
Joshua L. Harrison '98	Lakemont, GA	1996, 97
A.S. "Junior" Harrison	Waycross, GA	1947

Bobby Harrison		1949
Marvin E. Harrison '49		
William B. Harrison '66	Canton, NC	
Edward G. Hart '74	Spartanburg, SC	1971, 72
Steve E. Hartley '80	Irmo, SC	1976, 77, 78, 79
James M. Harvey '04	Barnwell, SC	2002
Duane T. Harvin '94	Manning, SC	1991, 93
S. Todd Haste'y '98	College Park, GA	1994
Nicholas E. Haughey '03	Rock Hill, SC	2002
Daryl G. Hawkins '76		
Sean G. Hayden '02	Benton, KY	1999
H. Craig Hayes '68	Vienna, VA	1965, 66
W. Roff Hays '87	Spartanburg, SC	1982, 83
Joe E. Hazle '55	Duncan, SC	1952, 53, 54
William W. Heath '73	Virginia Beach, VA	
Joey S. Hedgemon '95	Smyrna, GA	1992, 93, 94
Joseph M. Hedrick	China Grove, NC	1987
F. M. Heil '90	Herndon, VA	1985, 86, 87, 88
D. Todd Heldreth '65	Tazewell, VA	1961, 62, 63, 64
Jud L. Heldreth '93	Manning, SC	1989, 90, 92
Armani D. Helligar '19	Kissimmee, FL	2015, 16, 17, 18
Dennis L. Hemphill '90	Rock Hill, SC	1986, 87, 88
J. Wallace Henderson '61	Alpharetta, GA	1957, 58, 59, 60
Allen Henderson	Allendale, SC	1986, 87
John K. Hendricks, Jr. '84	Newberry, SC	1982
John Dawson Henis	Lexington, SC	2018
Michael E. Henline '76	Marion, NC	1973, 74, 75
Jon Allen "Cole" Higbie '17	Tyrone, GA	2014, 16
Jason L. Hill '89	Greenville, SC	1986, 87
Jason L. Hill II	Boiling Springs, SC	2016, 17, 18
Josh Khari Hillard '13	Delaware, OH	2010, 11, 12
Ernest Hilton '40		
James N. Hilton, Jr. '43		
Bernard G. Hines, III '03	Tuscaloosa, AL	2000
Brody Weston Hingst '15	Richmond, VA	2011, 13, 14
William John "Billy" Hinton '19	West Chester, OH	2015, 16, 17, 18
Robert M. Hipp '63	Columbia, SC	1959, 60, 61
Thomas A. Hipp '53	Charlotte, NC	1951, 52
Michael Dee Hobbs '08	Andalusia, AL	2004, 05, 06, 07
Hunter Gard Hobson	Fort Mill, SC	2008, 09
Kevin A. Hodapp '05	Cincinnati, OH	2003, 04, 05
James C. Hodge '78	Hartsville, SC	1976, 77
Earl F. Hoffmeister '51	Knoxville, TN	1949, 50
I. Rhett Holden, Jr. '94	Georgetown, SC	1993
Harold H. Holder, Jr. '44		
Evans P. Holland '57	Florence, SC	1955
Charles Myers Hollis '56		
Jeremy Anthony Holt '14	Fayetteville, GA	2010, 11, 12, 13
Joshua Stephen Holt '14	Fayetteville, GA	2010, 11, 12, 13
Alex J. Holtzclaw '94	Elizabethton, TN	1993
Gregory E. Hood '95	Bennettsville, SC	1991, 92, 93, 94
Stephen P. Hoover '05	Austin, TX	2001, 02, 03, 04
Byron Coleman Hornaday '11	Cary, NC	2008, 09, 10
Kyle Wayne Horne '08	Jacksonville, FL	2005, 06, 07
William E. Horne '76	Jacksonville, FL	
A. Mikel Horton	Lexington, KY	2016, 17
F. H. Horton, Jr. '65	Kingstree, SC	
Greg Q. Horton	Riverdale, GA	1998
John E. Housel '68	Radford, VA	1961, 62, 63
Charles A. Houston '84	Marietta, GA	
Russell C. Howard '90	Greer, SC	
Robert J. Howard, Jr. '81	Greer, SC	1978, 79, 80
John M. Howard '67		
David Fennel Howerton '17	Asheville, NC	2015, 16
Newton I. Howle, Sr. '41		
John C. Howren, Jr. '59		
John W. Hudson, Jr. '77	Georgetown, SC	
Jim Hudson '51	Hendersonville, NC	1949, 50
Kevin M. Hudson '01	Charlotte, NC	1998, 99, 00
Tony Hudson	Rocky Pt. Beach, NC	1997, 98, 99, 00
Charles W. Huff '46		
Ivory J. Huges '86	Salters, SC	
Nelson B. Huggins '89	Charleston, SC	1987
Kenneth R. Huggins '84	Dillon, SC	1980, 81, 82, 83
Charles H. Hughes, Jr. '81	Denmark, SC	
J. Howard Hughes '66	Seneca, SC	1963
Paul Humphries '97	Chesnee, SC	1992, 93, 94, 96
Thomas F. Humphries	Columbia, SC	1992
Brandon Alan Hunt '08	Louisville, KY	2005
Robert T. Hunt '49	St. Augustine, FL	1946, 47
Willie G. Hunter '00	Demopolis, AL	1996, 97, 98, 99
R. E. Hussey, Jr. '83	Summerville, SC	1979, 80
William R. Hutcheon '76	W. Palm Beach, FL	
Erik Renel Hutchinson '06	Woodbine, GA	2001, 03, 04, 05

Paul M. Incan '14	Spartanburg, SC	2012, 13
Paul H. Infinger '67	N. Charleston, SC	1963, 64, 65, 66
Patrick David Illig '11	Pittsburgh, PA	2007, 08, 09, 10
Joseph Alexander Inman '12	Stilwell, OK	2006, 07, 09, 11
M. Jordan Inman '02	Laurinburg, NC	2000, 01
Jordan Richard Ingman '11	Port Charlotte, FL	2008, 09, 10
Michael W. Inzer '84	Smyrna, GA	
James D. Irby, II '91	Beaufort, SC	1978, 79, 80, 81
Thomas Hall Irvin '11	Davidson, NC	2007, 08, 09, 10
Billy H. "Will" Irwin III '16	Land O'Lakes, FL	2012, 13, 14, 15
Marcus L. Isom '15	Winter Gardner, FL	2012, 13, 14

Harold W. Jablon '66		
Evan Craig Jacks '16	Johns Creek, GA	2013, 14, 15, 16
Campbell H. Jackson '19	Cheraw, SC	2018
D. Patrick Jackson '97	Ware Shoals, SC	1993, 94
Joseph C. Jackson, Jr. '93	Rowesville, SC	1990, 91, 92
C. Gabriel Jackson '06	Dahlonega, GA	2002, 03, 04, 05
Curtis P. Jackson, Sr. '33		
Thomas Lloyd Jackson '76		
Jimmy O. Jacobs '69	McColl, SC	1965, 66, 67
Jared Jacon-Duffy '18	Pleasant Plain, OH	2015, 16, 17
Tony R. Jefferson '05	Lynchburg, VA	2001, 02, 03, 04
S. L. "Jeff" Jeffords '89	Bennettsville, SC	1986
Anthony D. Jennings '93	Cordova, SC	1989, 90, 91, 92
David E. Jennings '90	Woodruff, SC	1986, 87, 88
Blake M. Jeresaty	Charleston, SC	2017, 18
Vincent E. Jeter '86		
Ryan M. Jinks '98	Savannah, GA	1994, 95
Aaron M. Johnson '06	Bowling Green, KY	2002, 03, 04, 05
Anthony C. Johnson '87	Seneca, SC	1985, 86
Bruce T. Johnson '70	Reidsville, NC	1968, 69
Charles W. "Trey" Johnson '11	Mt. Airy, NC	2007, 08, 09, 10
Donovan Tee-Ante Johnson '14	McDonough, GA	2010, 11, 12, 13
James E. Johnson '71	Waynesboro, GA	1968, 69, 70
Kevinous A. Johnson '08	Fitzgerald, GA	2003, 04, 06, 07
Mychael Dominique Johnson '10	Fayetteville, NC	2007, 08, 09
Samuel Lewis Johnson	Savannah, GA	2009, 10
Vanis E. Johnson, Jr. '80	Grovetown, GA	
W. Tom Johnson '65	Campobello, SC	1963
John B. Johnston '64		
S. Andrew Joines '93	Taylors, SC	1990, 91, 92
Anthony D. Jones '03	Lexington, KY	1999, 00, 01, 02
Bobby R. Jones '78	Elberton, GA	1974, 75, 76, 77
Charles P. Jones, Sr. '60	Knoxville, TN	1952, 53, 54
Donald C. Jones '61	Marietta, GA	1958, 59, 60
Frederic G. Jones '54	Waycross, GA	1951
Hubert E. Jones '58	Gastonia, NC	
J. LaVance Jones '99	Fairfax, SC	1995, 96, 98
J. Michael Jones '05	Galloway, OH	2001, 02, 03, 04
Jeff Jones	Wellford, SC	1980
M. Douglas Jones, Jr. '86	Charleston, SC	1983
Melvin D. Jones '03	Gaston, SC	1999, 00, 01, 02
Michael L. Jones '17	Danville, KY	2014, 16
Scott H. Jones '98	Columbia, SC	1995
Timothy P. Jones '64		
Wendell K. Jones '93	Spartanburg, SC	1990, 91
Winston F. Jones '64	LaGrange, GA	1961
Scott W. Jordan '86	Camden, SC	
Robert E. Jordan, Sr. '72	Florence, SC	1968, 69, 70
Justice Roder Joslin '10	Johnson City, TN	2006, 07, 08, 09

D. Stephan Kahler, III '89	Kershaw, SC	
Brandon G. Kale '00	Shelby, NC	1996, 97, 98, 99
Timothy E. Kane '91	Stone Mountain, GA	1987, 88, 89, 90
Tim K. Kanervisto '77	Florence, SC	
Nicholas S. Karas	Waxhaw, NC	2016, 17, 18
Brian T. Kass '13	Raleigh, NC	2010, 11, 12
David R. Kauffman	Sandersville, GA	1996, 97
Sean P. Keenan '90	Union, SC	1986, 87, 88
J. Scott Keim '90	Bennettsville, SC	
Tracy W. Keller '90	Spartanburg, SC	1986, 87
William W. Kellett, Jr. '37		
Glen D. Kelley '78	Hartsville, SC	1975, 76, 77
J. Randolph Kelley '76	Hartsville, SC	1972, 73, 74, 75
Jerry Lee Kelly '79	Spartanburg, SC	1975, 76, 78
Thomas N. Kelly, Jr. '69	Walhalla, SC	1965, 66, 67
Walter W. Kelly '91	Burlington, NC	1987, 89
William H. Kelly '54	Brooklyn, NY	1950, 51, 52
Brian Gerard Kemp '08	Bowling Green, FL	2004, 05, 06, 07
Don A. Kerley '93	Mountain City, TN	1991, 92
Thomas N. Key '67	Roanoke, VA	

ALL-TIME LETTERMEN

Ashley T. Kilgore '96	Loganville, GA	1994, 95
Byron D. Kilgore '94	Simpsonville, SC	1990, 91, 92, 93
L. Keith Kinard '80	Columbia, SC	1976, 77, 78, 79
Richard J. Kincaid '71		
C. Bailey King, Jr. '02	Hickory, NC	1999, 00, 01
Wayne M. King '57	St. George, SC	
Warden H. King, Jr. '43		
Ralph A. Kirchenheiter '61	Wallington, NJ	1959, 60
James R. Kirkley '28		
H. M. "Smokey" Kiser '63		
Douglas G. Kitchens '68	Waynesboro, GA	
Douglas C. Kleiner '94	Cincinnati, OH	1991, 92, 93
Gordon M. Koleznar '70	Norfolk, VA	1967, 68, 69
Jesse Douglas Kontras '10	London, OH	2006
John D. Komegay, Jr. '83	Camden, SC	1979, 80
Zachary A. Kurz	West Chester, OH	2018
L		
Brandon L. Ladd '03	Athens, TN	2000, 01, 02
Bryan B. Lambert '75		
Joseph S. Lambert, Jr. '86		
Willie E. Landrum, II '00	Barnwell, SC	1996, 97, 98, 99
James Harshaw Lane III '12	Beaufort, SC	2010, 11
Miles A. Lane '99	Blountville, TN	1995, 96, 97, 98
William L. Lane '65	Orlando, FL	1962, 63
W. Terry Laney '74	Virginia Beach, VA	1970, 71, 72
A. Wade Lang '83	Plant City, FL	1979, 80, 81
Barry H. Langrehr '85	Greenville, SC	1981, 82
Hollis L. Langston '98	Russellville, TN	1994, 95, 96
Kyle David Lanham '09	Irmo, SC	2007, 08
George F. Lawrence '56	Brooklyn, NY	1952, 54
James Marion Lawson '14	Pickens, SC	2012, 13
James R. Leavelle '66		
Derrick C. Ledford '02	Franklin, NC	1998, 2000, 01
Phillip Wayne LeGrande '13	Rockingham, NC	2009, 10, 11, 12
David M. Leibowitz '90	Miami, FL	1986, 87, 88
Dean E. Lemler '72	Avon Park, FL	1968, 69, 70
Robert P. Lemmon, III '84		
Dominique James Lemon '19	Blythewood, SC	2015, 16, 17, 18
H. Hayworth Lemonds, Jr. '74	Asheboro, NC	
Sean Edward Lees '11	Libertyville, IL	2007, 09
David Charles "Davis" Lenoir	Collierville, TN	2014
H. Tyson Leonard '63	Swainsboro, GA	1960
Kenneth L. Leonhardt '82	Union, SC	1978, 79, 80
Joab M. Lesesne, Sr. '19		1917, 18, 19
Marion H. Lesesne '25		1922, 23
Jason Andrew Leventis '09	Greenville, SC	2004, 05, 07, 08
Brian S. Lewis '80	Pickens, SC	1977, 78, 79
Dan Lewis '62	Columbia, SC	1958, 59, 60, 61
Dewey E. Lewis '86		
Mark G. Lewitt '87	Athens, GA	1983, 84, 85, 86
Thomas J. Liles, Jr. '97	College Park, GA	1993, 94
Leslie J. Lilienthal '94	Carrollton, AL	1991, 92, 93
Arthur B. Lindsay '86	Columbia, SC	1983, 84
Dorian T. Lindsey	Greer, S.C.	2016, 17, 18
Stephen L. Lindsay '00	Thomasville, NC	1997, 98, 99
Donald L. Linn '47		
Anthony L. Livesay '95	Talbott, TN	1992, 93, 94
Matthew A. Lockhart '98	Landrum, SC	1993, 94, 97
Frederic O. Logan '87	Spartanburg, SC	1983, 84, 85, 86
Lorenzo D'Vaughn Long '17	Pensacola, FL	2013, 14, 15, 16
Rudolph Long '73	Spartanburg, SC	1970, 71
Nathaniel A. Long '86		
Travis M. Lookabill '98	Wadesboro, NC	1995, 96
Harold Looney, Jr. '63	Lexington, SC	1960
Richard A. Loss '85	Oakland Park, FL	1981, 82, 83, 84
Justin Andrew Lott '17	Braxton, GA	2014, 15, 16
Alexander Cameron Love '06	Decatur, GA	2002, 03, 04, 05
Douglas B. Loveday '51	Middlesboro, KY	1948, 49, 50
Ryan A. Lovelace	Sugar Hill, GA	2018
W. Steve Lowrance '58	Forest City, SC	1956
Rev. Melvin G. Lowry '78	York, SC	1974, 75, 76, 77
Caleb Willis Lucas '13	Benson, NC	2012, 13
Jim Lucas	Orlando, FL	1961, 63
Michael A. Lucas, Sr. '74	Albany, GA	
Austin Lufkin	Clifton, ME	2017, 18
Ronald B. Lunsford '69	Anderson, SC	1966
C. Michael Lunsford '73	Gastonia, NC	
Tyreece Javon "TJ" Luther	Port Charlotte, FL	2018
Tyreek Lyles '19	Duncan, SC	2015, 16
M		
J. Stephen Mabrey '87	Lyman, SC	1984, 85, 86
William P. Mabry '48	Union, SC	1946
COL Clarence J. Mabry '41		
J. Eddie Maddox '86	Pendleton, SC	

Bradley J. Maggart '97	Nashville, TN	1994
Eric A. Makison '75	Anderson, SC	
Rudy E. Mancke, III '67		
David H. Mangum '76	Clinton, SC	1972, 73, 74
Thaddeus Z. Mangum	Greenville, SC	2016, 17, 18
Glenn B. Manning, Jr. '85	Bennettsville, SC	1982, 83, 84
Laymon L. Manning, Jr. '92	Gaffney, SC	1987, 88, 89
P. Ryan Marcello '94	Pauline, SC	
Julian Hunt Marion '10	Greenville, SC	2009
M. Chris Marshall '83	Hartsville, SC	1980, 81
Jeremy Quincy Marshall '11	Hawkinsville, GA	2006, 07, 08, 10
C. Dale Martin '61	Liberty, SC	1959
Christon JeRay Martin '17	Columbia, TN	2015, 16
James L. Martin '61	Naples, FL	1958, 60
Jonny Daniel Martin '15	San Diego, CA	2013, 14
Matthew J. Martin '00	Florence, AL	1996, 97, 98, 99
Robby Martin	Plumtree, NC	1986
Thomas L. Martin '42		
David Thomas Marvin '17	Charlotte, NC	2014, 15, 16
J. Barry Mason '82	Spartanburg, SC	1978, 79, 80
Fritz E. Mason '99	Marion, SC	1995, 96, 97, 98
Joshua D. Mason '99	Dacula, GA	1995, 96, 97, 98
D. Graham Massey '19	Marietta, GA	2016, 17, 18
Larry P. Massey	Kennesaw, GA	1973
Robert Alexander Massey '16	Kershaw, SC	2015
Bret B. Masters '89	Anderson, SC	1985, 86, 87, 88
Robert E. Mathis, Jr. '03	Cross, SC	1999, 00, 01, 02
E. Brian Mathis '89	Lancaster, SC	1985, 86, 87
Kevin F. Mathis '91	Chapin, SC	
Samuel H. Maw, Jr. '56	Newberry, SC	1952, 53, 54
Timothy J. May '85	Mauldin, SC	1981, 82, 83, 84
Bradley J. McCabe '93	Ware Shoals, SC	1989, 90, 91, 92
Lennox Will McAfee '19	Nashville, TN	2015, 16, 17, 18
Charles W. McAlister '65		
James W. McCabe '70	Savannah, GA	1967, 68
Steven T. McCarter '86	Greenville, SC	1983, 84
F. Darrin McCaskill '84	Camden, SC	
Patrick M. McCauley '87	Scotch Plains, NJ	1984
Bobby G. McClellan '53		
Jared H. McCollough	Valley, AL	2006, 07
Jesse A. McCoy '03	Acworth, GA	1999, 00, 01, 02
Matthew C.M. McCoy '97	Pinopolis, TN	
Michael D. McCrimmon '14	Center Hill, FL	2010, 11, 12, 13
Louis G. McCullough, Jr. '49	Florence, AL	
Robert W. McCully '55	W. Palm Beach, FL	1951, 52, 53, 54
Roderick W. McFadden '87	Hartsville, SC	1983, 84, 85, 86
Sean McGinley	Dallas, GA	1991, 92, 93
Alfred C. McGinnis, Sr. '56	Knoxville, TN	1952, 53
Ronald B. McGrady '68	N. Wilkesboro, NC	1964, 65, 66
R. Lawton McIntosh '82	Anderson, SC	1978, 79, 80
Marty McIntyre	Dillon, SC	1986, 87, 88
Corey Patrick McKenna '08	Cincinnati, OH	2005, 06, 07
R. Larry McKenzie '74	Rockingham, NC	
L. Craig McKenzie '57	Spartanburg, SC	1955
Kenneth D. McKie '87	N. Augusta, SC	1983, 84, 85, 86
Marcus T. McKinney	Greenville, SC	1989
Foster B. McLane, III '69	Abbeville, SC	1967
Kerry O. McLaurin	Macon, GA	1998
James E. McLean	Chester, SC	1994, 95
Bobby G. McLellan '53	Florence, SC	1950, 51, 52
W. Mullins McLeod '65	Walterboro, SC	1963
John G. McLeod, Jr. '66		
Joseph R. McMillin '81	Inman, SC	1978, 79, 80
Willie F. "J.R." McNair '04	Jonesboro, GA	2000, 01, 02, 03
Hondre D. McNeil '03	Lake View, SC	1999, 00, 01, 02
Carlos L. McNeil	McLeansville, NC	1998, 99
Neal A. McNeill '51	McColl, SC	1949
William W. McNeill, Jr. '85		
Ostin W. McPherson	Mobile, AL	2016, 17
Matthew B. McQuilla '19	Columbia, SC	2018
James C. Meadors '81	Anderson, SC	1977, 78, 79, 80
Henry T. Medlock, II '71	Clemson, SC	1968, 69, 70
David A. Menzer '84	Kershaw, SC	1981, 82
Daniel B. Merck '89	Norris, SC	
James A. Merklinger '88	Va. Beach, VA	1984, 85, 86
John V. Meyers '75		
Drake W. Michaelson '16	Eden Prairie, MN	2012, 13, 14, 15
Eric H. Mick '02	Cincinnati, OH	2000, 01
Anthony P. Miles '91	Aiken, SC	1987, 88, 89
Colan Miles	Washington, PA	2002
Jacob Lee Miles '12	Charlottesville, VA	2011, 12
Benjamin John Miller '09	Cincinnati, OH	2005, 06, 07, 08
Brad Michael Miller '10	Plain City, OH	2007, 08, 09
David S. Miller '72	Canton, NC	1969, 70
Dequan D. Miller '17	Columbia, SC	2014, 15, 16
G. Burnley Miller, Jr. '52	Portsmouth, VA	1950
Glenn L. Miller '52	Greer, SC	1947, 49, 50

Jack Miller	Florence, SC	1971
Jeff R. Miller		1986
John Clarence Miller '72	Lake View, SC	1969, 70, 71
Kenneth M. Miller '88	Lake View, SC	1984, 85
Richard S. Miller '67	Washington, DC	1964
C. S. "Chuck" Milling, Jr. '84		
Terry O. Millwood '78	Pacolet, SC	
James N. Miner '04	Kennesaw, GA	2000, 01, 02, 03
James B. Minor, Jr. '77	Atlanta, GA	1975
Kelley Mitchell		1947
John James Mitchell '09	Oak Ridge, TN	2005, 06, 07, 08
Neil Patrick Monaghan '18	Clemson, SC	2015, 16, 17
Kenneth R. Monroe '74	Spartanburg, SC	1970, 71, 72
Montae Arrien Monroe '12	Clover, SC	2011
J. Bev Montgomery '33		
Aaron Lee Moody '09	Dillon, SC	2005
Everette L. Moody '43		
F. Gerald Moody '52	Dillon, SC	1949, 50
Ron F. Mooneyham '65		
Joe Mooneyham	Spartanburg, SC	1954
Asbury C. Moore, Jr. '43		
David B. Moore '86	Fort Mill, SC	1980, 81, 83
E. Timothy Moore, Jr. '68	Barnwell, SC	
Joel P. Moore '91	Blacksburg, SC	1987, 88, 89
Shaun R. Moore	Columbia, SC	2017, 18
Timothy L. Moore '83	Anderson, SC	1979, 80, 81
William B. Moore '39		
W. Garrison Moore	Columbia, SC	2017, 18
Kenneth J. Moorhead '65	Anderson, SC	1962, 63
Robert A. Morgan, II '91	Hendersonville, NC	1987, 88, 89
Robert J. Morgan '97	Spartanburg, SC	1994, 95
W. Blake Morgan '15	St. Johns, FL	2016, 17, 18
Charles E. Morris, III '89	Charlotte, NC	1985, 86, 87
D. Allen Morris '91	Patrick, SC	1989
Scott W. Morris '73	Spartanburg, SC	1970
Terrance M. Morris '17	Chester, SC	2014, 16, 17
John T. Morton	Mt Sterling, KY	1996
James F. Moseley, III '56		
C. Miller Mosley	Mobile, AL	2017, 18
Dorsey Bryce Motes '18	Fleming Island, FL	2014, 16, 17
Harvey E. Moyer '50	Knoxville, TN	1949
J. Lee Mozingo, Jr. '90	Edgemore, SC	
Charles T. Mazingo '93	Edgemore, SC	1989, 90, 91, 92
Patrick Wade Mullan '09	Henersonville, NC	2007, 08
Zachary Allen Muller '15	Plymouth, MN	2012, 13, 14, 15
R. P. "Chuck" Mullinax '80	Fort Mill, SC	1977, 78, 79
D. Shelton Mullis, Jr. '87	Fort Mill, SC	1984, 85, 86
Benjamin B. Mungin '05	Lithonia, GA	2001, 02, 03, 04
William L. Murrach, Jr. '71		
Zach A. Murray '13	Avon Lake, OH	2010, 11, 12
Bill Myer	Richmond, VA	1951
Govan T. Myers, Sr. '32	Branchville, SC	1929, 30, 31
N		
Arnold Nanney	Forest City, NC	1952
Brian M. Nash '99	St. Cloud, FL	1995, 96, 97, 98
Curtis T. Nash '04	Spartanburg, SC	2000, 01, 02
Eric M. Nash '02	Sharpsburg, GA	1998, 99, 00, 01
Tyler "TJ" Neal	Hendersonville, TN	2018
John C. Neel, IV '02	Williamston, SC	1998, 2000, 01
Bill Neely '61	Greenville, SC	1956, 59, 60
Matthew H. Nelson '04	Grove City, OH	2000, 01, 02, 03
Andrew T. Nelson '05	Matthews, NC	2004
Chase Michael Nelson '18	Alpharetta, GA	2015, 16, 17
Paul Samuel Nelson '16	Columbia, SC	2014, 15
Terrell L. Nesmith '97	Walterboro, SC	1993, 94
John S. Nettles, Jr. '59	Camden, SC	
R. Lester Neville, III '87		
Derek M. Newberry '06	Austin, TX	2003, 04, 05
Joseph A. Newman	Riverdale, GA	2016, 17, 18
Mike Niam '12	Hudson, OH	2008, 10, 11, 12
Jack Nichols	Macon, GA	1998, 99, 00
C. Phifer Nicholson '82	Selma, AL	1979, 80
George B. Nicholson, Jr. '75	Selma, AL	1971, 72, 73
George B. Nicholson, Sr. '43	Selma, AL	
Sam Nicholson	Edgefield, SC	1946
Michael Blake Nicklas '15	Westport, CT	2014
Robert M. Nix '86	Goose Creek, SC	
Peter D. Nixon '72	Virginia Beach, VA	
Brad Nocek '12	Holidaysburg, PA	2008, 10, 11, 12
Mark G. Noel '64	Spartanburg, SC	1961, 62
Alexander J. Nolan '19	Scottsdale, AZ	2016
Matthew A. Norcia '09	Libertyville, IL	2005, 06, 07, 08
David F. Norman '83	Rock Hill, SC	
Craig Phillip Novack '12	Savannah, GA	2008
John A. Novak '78	Springfield, VA	

Thomas James "TJ" Novotny '17 Milwaukee, WI 2015, 16

O			
Corry W. Oakes, III '89	Lawrenceville, GA	1985, 86, 87	
Joseph R. O'Brien, Jr. '85	Atlanta, FL	1984	
Eric V. Oden	Washington, NC	1996	
Tarek Odum '15	St. Augustine, FL	2011, 12, 13, 14	
David Varner Olmsted '07	Raleigh, NC	2003, 04, 05	
Tony Orgera	Norton Hts, CT	1947	
Wofford C. O'Sullivan '76	Inman, SC	1974, 75	
Joseph H. Outlaw '89	Florence, SC	1986, 87	
Narada Overton	Winter Park, FL	1997	
Brent Rollow Owen '09	Carrollton, TX	2006, 07, 08	
Richard S. Owen '96	Douglasville, GA	1994	

P			
Lawrence Ellis Pace '18	Flat Rock, NC	2016, 17	
George W. Padgett, Jr. '63	Saluda, SC	1959, 60, 61	
Joseph C. Padgett '95	Graniteville, SC	1991, 92, 94, 95	
Martin Lanier Padgett '11	Bamberg, SC	2010	
Nathan H. Page '12	Charlotte, NC	2008, 09, 10, 11	
Anthony L. Painter '82	Union, SC	1978, 79, 80, 81	
A. Tony Palazzolo '62			
Ameet Pall '12	Montreal, Quebec	2008, 09, 10, 11	
R. Austin Palmer '10	Gainesville, GA	2006, 07, 08, 09	
Donnell S. Parker	New Bern, NC	1999	
Arsenio O'Bryant Parks '11	Shelby, NC	2009, 10	
Philip Drew Parks '10	Dalton, GA	2006, 07, 08, 09	
Darron D. Paschal	Atlanta, GA	2017, 18	
Joseph C. Pate '51	Birmingham, AL	1947, 49	
Andre L. Patrick '96	Blackville, SC	1992, 93, 94, 95	
Alex M. Patterson, Jr. '75	Concord, NC		
Curtis Patterson '83	Kershaw, SC	1979, 80, 81, 82	
Gary L. Patterson '86	Lancaster, SC	1983, 84	
Glenn T. Patterson '74			
J. Rick Patterson '80	Blacksburg, SC	1978, 79	
John Albert Patterson III	Liburn, GA	2014, 15, 16	
John W. Patterson '72			
Sean N. Patterson '03	Orangeburg, SC	2001, 02	
Kevin W. Paul	Savannah, GA	1994	
Rodney W. Payne '86	Hartsville, SC	1982, 83, 84, 85	
Herbert G. Peoples '70	Estill, SC	1967, 68	
Marion D. Pendergrass '53	Draper, NC		
T. Jordan Perlotte	Lawrenceville, GA	2015	
Philemon Permis '15	Indiantown, FL	2014	
James F. Perrow '68	Augusta, GA	1965, 66	
Randy Perry '75	Carolina Bch, NC	1971, 72, 73	
Keith A. Peterson '85	Camden, SC		
Ryan Dell Petrea '14	Boiling Springs, SC	2011	
Reginald E. Pettus '80	Clover, SC	1977, 78, 79	
Ted M. Phelps '69	Spartanburg, SC	1965, 66, 67, 68	
Chuck Phillips	Cheraw, SC	1990	
Lanier B. Phillips '67	Gainesville, GA	1964, 65, 66	
Larry D. Phillips '86			
Mark W. Phillips, Jr. '96	Spartanburg, SC	1995	
W. Shawn Phillips '80	Fountain Inn, SC	1977, 78, 79	
William P. Phillips '55			
Charles C. Piazza '80			
T. Wade Pilgrim '92	Powder Springs, GA	1989	
Roy O. Pinckney '93	Cross, SC	1989, 90, 91, 92	
Nick J. Pinckney, Sr. '80	Walterboro, SC	1977, 78, 79, 80	
James H. Pitisci '69	Miami, FL	1966, 67	
Floyd M. Pittman	Columbia, SC	1979, 80, 81	
T. Scott Pittman	Lancaster, SC	1986	
Joel J. Poinsette '93	Greenville, SC		
Bob W. Pollard '52	Knoxville, TN	1949, 50, 51	
James E. Poole, III '89			
Jordan Walker Pope '15	Atlanta, GA	2014	
William L. Pope, Sr. '54	Darlington, SC	1951-52	
James R. Porter '76	Easley, SC		
Brian D. Porzio '95	Florence, SC	1991, 92, 93, 94	
Curtis F. Powell '63	Boiling Springs, SC	1960, 61	
Church C. Powers '99	Barnwell, SC	1997, 98	
Roderick W. Powers '53	Rochester, NY	1950, 51, 52	
Clinton L. Pressley '91	Charlotte, NC	1987, 88, 89	
John L. Pressley '04	Robbinsville, NC	2000, 01, 02	
Robert E. Preatte '50			
James L. Price '69	Swainsboro, GA	1965, 66, 67, 68	
Joseph O. Price, Jr. '55	Nashville, TN	1952	
Nathan L. Price '01	Villa Rica, GA	1997, 98, 00	
Dean Priestner	Allendale, SC	2017	
Corey J. Prince	Lauderhill, FL	2018	
David H. Prince, Sr. '47			
Steven S. Prochak '04	Spartanburg, SC	2001, 02	
William M. Pryor '05	Hawesville, KY	2000, 01, 03, 04	
J. Dixon Pugh '70	Tallahassee, FL		

Q			
Melvin E. Quattlebaum '63	Saluda, SC	1959, 60	
Benjamin Adam Quick '09	Athens, WV	2005, 06, 07, 08	
Vernon Quick '51	Laurinburg, NC	1949, 50	
Marvin D. Quick '86			

R			
Michael S. Ralph	Loveland, OH	2017, 18	
W. James Rampey '58	Beaufort, SC	1956	
Charles W. Ramsey, III '70			
Matthew J. Rauschenbach '80	Pickens, SC	1977, 78, 79	
H. Ronald Ray '84	Dalzell, SC	1981, 82, 83	
Timothy C. Rayborn '98	Cincinnati, OH	1995, 96	
Joseph Francis Ready '12	Charlotte, NC	2011	
Jason Hamilton Reamer '16	Chapin, SC	2014, 15	
Jamar Levar Reaves	Mulberry, FL	2009, 10	
Rev. Lonnie E. Rector '75	Duncan, SC	1973, 74, 75	
Kasey Logan Redfern '14	Jamestown, NC	2010, 11, 12, 13	
Dimitri C. Redwood	North Ridgeville, OH	2016, 17, 18	
Christian Jacob Reed '13	Hendersonville, TN	2009, 10, 11, 12	
Devlin William Reed '11	Flowers Branch, GA	2008, 09, 10	
Edward L. Reed, Sr. '56	North, SC	1953, 54	
Glenn W. Reese '72	Thompson, GA	1968, 69, 70, 71	
William E. Reese '71	Thompson, GA	1969, 70	
Jeffrey T. Reeves '89	Piedmont, SC	1986, 87	
Adam G. Regenthal '05	Clemmons, NC	2001, 02, 03, 04	
Timothy A. Remaley '69	Springdale, PA	1966, 67	
Robert A. Renfro '84	Marietta, GA	1980	
Timothy A. Renfrow '83	Lake View, SC	1979, 80, 81, 82	
Seth C. Reynolds '95	Hodges, SC	1992, 93, 94	
Gregory M. Rhoads '00	Utica, OH	1997, 98, 99	
Todd D. Rhodes '06	Metairie, LA	2002	
Milton Rhodes '67	Charleston, SC	1964, 65	
Richard H. Rhodes '69	Walterboro, SC	1966	
Andrew L. Riazzi	Dayton, OH	2018	
Brian K. Rice '05	Middlesex, NC	2003, 04	
David C. Rice '52	Greenwood, SC	1949, 50	
George R. Rice '57	Jacksonville, FL	1954, 55, 56	
Craig J. Richard '94	Union, SC	1989, 90, 91	
Billy D. Richards, Jr. '92	Gaffney, SC		
Norman S. Richards, Jr. '86			
Carl W. Richardson '83	Marion, SC	1979, 80, 81	
Edward D. Richardson '59	Birmingham, AL	1957	
George B. Richardson '40			
J. Johnson Richardson '10	Charlotte, NC	2006, 07, 08, 09	
Jerry Richardson '59	Fayetteville, NC	1955, 56, 57, 58	
Cornelius R. Riley '93	Fairfax, SC	1989, 90, 91, 92	
Malik A. Rivera '18	Saint Johns, FL	2015, 16, 17	
Michael John Roach '18	Pleasant Prairie, WI	2014, 15, 16	
Jonathon D. Roberts '96	Aynor, SC	1992, 93, 94, 95	
Joel E. Robertson '41			
Clarence J. Robinson '95	Walterboro, SC	1991, 92, 93, 94	
Donald G. Robinson '73	Spartanburg, SC		
John W. "Bill" Robinson '95	Union, SC	1992, 93, 94	
Nicolas S. Robinson '07	DeLand, FL	2003, 04, 05, 06	
S. Neal Robinson, Jr. '87	Forest City, NC	1984, 85, 86	
William R. "Trey" Rodgers '05	Spartanburg, SC	2002, 03, 04	
Jason D. Roe '99	Miamisburg, OH	1995, 96, 97, 98	
Michael J. Roebuck '72	Shelby, NC	1968, 69, 70	
W. Ellerbe Rogers, Jr. '37			
Gary B. Rogers '65	Mullins, SC		
H. Wayne Rogers '65	Inman, SC	1960, 61, 62	
Travis L. Rogers	Lake Butler, FL	1994	
Mark W. Rogers-Berry '01	Lake City, SC	1998, 99, 00	
Robert D. Roma '62	East Orange, NJ	1959, 60, 61	
Dane P. Romero '09	West Chester, OH	2005, 06, 07, 08	
William "Liam" Ronan	Lexington, SC	2017, 18	
Preston Ellis Roseboro '12	Shelby, NC	2008, 09, 10, 11	
Joshua Mickel Roseborough '13	Jenkinsville, SC	2009, 10, 11, 12	
James H. Ross '80	Anderson, SC	1978, 79	
Richard V. Ross '81	Kings Mtn, NC	1977, 78, 79, 80	
Michael Anthony Roulhac '11	Spring, TX	2008, 09	
Danny R. Rountree '78	Valdosta, GA		
James R. Rountree, Sr. '39			
Weston Timothy Rountree '19	Lebanon, TN	2015, 16, 17, 18	
Richard F. Rouquie '40			
C. Wilson Rourk, Jr. '67	North Augusta, SC		
Charles P. Rouse '17	Mt. Pleasant, SC	2014, 15, 16, 17	
John V. Rowell, Jr. '69	Andrews, SC	1967	
M. Webber Rowell, Sr. '57	Andrews, SC	1947, 49	
David W. Royster '11	Shelby, NC	2010	
Richard A. Rubel '79	Spartanburg, SC	1978	
Michael Levondre Rucker '11	Winston-Salem, NC	2007, 08, 09, 10	
William L. Rutherford '07	Woodstock, GA	2004, 05, 06	

S			
G. Kent Saad '80	Anderson, SC	1975, 76, 77, 78	
Trey F. Safritz '81	Charlotte, NC	1978, 79, 80	
Frank D. Salters '50			
Danny C. Samuel '90	Lugoff, SC	1986, 87, 88	
Brian James Sanders '16	McLean, VA	2014, 15, 16	
Elliott F. Sanders '54	Beaufort, SC	1951, 52	
Nathaniel Robert Sanders '18	Jacksonville, FL	2015, 17	
Michael A. Sarafanos '18	Tampa, FL	2014, 15, 16, 17	
Jeffrey L. Sarvis '80	Florence, SC	1977, 78, 79, 80	
Frank G. Satterfield, III '67	Durham, NC	1963, 64, 65, 66	
P. Rick Satterfield '76	Woodruff, SC	1972, 73, 74, 75	
R. Val Sawyer '76	Columbia, SC	1974, 75	
J. Grigsby Sawyer '94	Saluda, SC	1991, 92, 93	
Stan S. Scarborough '74	Baxley, GA	1970, 71	
Alexander O. Schaefer '06	Arlington, VA	2005	
Brett P. Schulman '86	Asheville, NC	1984, 85, 86	
James F. Schwartz '89	St. Augustine, FL		
Alvin Joseph Scioneaux '13	Garyville, LA	2010, 11, 12, 13	
Aaron M. Scott '09	Conway, SC	2005, 06, 07, 08	
Darrel F. Scott '75	Chamblee, GA	1971, 72, 73	
Jeff E. Scott '01	Daytona Beach, FL	1997, 98, 99, 00	
Jeremy S. Scott '01	Riverdale, GA	1998, 99, 00	
Mark C. Scott '87			
Michael Anthony Scott '11	Geneva, AL	2008, 09	
Chandler D. Searcy '98	Jacksonville, FL	1995	
James A. Sease, Jr. '96	Swansea, SC	1994, 95	
Charlie L. Seay '49	Drayton, SC	1946	
Tad F. Segars '80	Hartsville, SC	1977, 78, 79	
Jay H. Sentell '59	Knoxville, TN	1955	
Sam J. Sewell '50	Spartanburg, SC	1946, 47, 48, 49	
D. Jackie Sexton '57	Atlanta, GA	1954, 55	
Jonathan Edward Sharpe	Conway, SC	2008, 09	
R. Michael Shealy '86	Columbia, SC	1981, 83, 84	
T. A. Shealy '39			
Anthony N. Shell '91	Decatur, GA	1987, 88, 89	
Darin L. Shelley '01	Williamsburg, KY	1997, 98, 99, 00	
Anthony R. Shelton '84	Spartanburg, SC		
Stephon Gregory Shelton '13	Atlanta, GA	2009, 10, 11, 12	
Kane Carter Sherrill '14	Mooresville, NC	2012, 13	
Michael A. Shimko '89	Orange Park, FL	1986, 87	
Joseph F. Shinta, Jr. '49			
Shannon M. Shogren '92	Marietta, GA	1989, 90	
P. Stuart Shuford '52	Walhalla, SC	1949, 50	
O. Chris Shull, Jr. '71			
Anthony J. Sikish '42			
Christopher D. Simmons '92	Spartanburg, SC	1989, 90	
Thomas Nathaniel Simmons '12	Greer, SC	2011, 12	
Ralph W. Simons, III '67	Washington, DC	1964, 65, 66	
Lance A. Simpson '84	Summerville, SC	1980, 81	
William J. Simpson '89	Charlotte, NC	1985	
Jared Singleton '13	Lugoff, SC	2010, 11, 12, 13	
Patrick S. Skinner '78	Villa Rica, GA	1975, 76, 77	
William B. Slaughter	Charleston, SC	1983	
William C. Small '57	Burlington, NC	1950, 51, 52, 53	
Allen D. Smith '94	Spartanburg, SC	1990, 91, 92, 93	
Allen Jerome Smith '12	Columbia, SC	2009, 10, 11, 12	
Andrew T. Smith, Jr. '00	Columbia, SC	1998, 99	
Brandon P. Smith '05	Concord, NC	2002, 03, 04	
Claude W. Smith, Jr. '64			
Dennis R. "Tripp" Smith '08	Gordon, GA	2005, 06, 07	
F. Gerald Smith '61			
Hubert Smith	Chester, SC	1946, 47	
Joshua B. Smith '06	Greer, SC	2003, 04, 05	
Kyle R. Smith '98	Southlake, TX	1995, 96	
Lamond J. Smith '95	Charleston, SC	1993, 94	
Raymond Earl Smith '16	Spartanburg, SC	2012, 13, 14, 15	
Robert J. Smith	Daytona Beach, FL	1962, 63	
Steven R. Smith '79	Fort Mill, SC	1976, 77, 78	
Todd R. Smith '94	Cincinnati, OH	1990, 91, 92, 93	
Brad K. Smothers '98	Baton Rouge, LA	1995, 96	
C. Trigg Snidow, III '63	Spartanburg, SC	1961	
Meyer R. Sonneborn '46			
Orlando J. Soto, Jr. '96	Loganville, GA	1993, 94, 95	
William H. Southworth '60			

ALL-TIME LETTERMEN

R. Michael Starnes '77	Arcadia, FL	1975, 76
Bob J. Starnes '52	Chester, SC	1949, 50, 51
Frank M. Starosto '84		
Ryan C. Steele '05	York, SC	2001, 02, 03, 04
Robert J. Stein '98	Baton Rouge, LA	1994, 95, 96
David S. Steinmeyer '83	Summerville, SC	1981
Chester Stephens		1946
Eric A. Stephens '98	Knoxville, TN	1994, 95, 96
Kevin Stephens	Spartanburg, SC	1983, 84, 85, 86
B.B. Stevens '56	Spartanburg, SC	1954
Wilbur O. Stevens '42		
Willie G. Stevens '75	Woodruff, SC	1972, 73
Lincoln R. Stewart '17	DeLand, FL	2014, 15, 16
Joseph W. Stickle '59	Hampton, VA	
Reddick B. Still, III '58	Spartanburg, SC	1955, 56
Robert H. Stillwell, Jr. '68	McColl, SC	
Carter Blaine Stinman	Waxhaw, NC	2008
Andre Deshun Stoddard '18	Greenville, SC	2015, 16, 17, 18
Troy F. Stokes '60		
J. Mitchell Stovall '84	Greenville, SC	1980, 81, 82
Samuel B. Strain '49	Gaffney, SC	1946
Ulysses Strawter	Chattanooga, TN	2017, 18
Andrew R. Strickland '09	Gaffney, SC	2005, 06, 07, 08
Perry W. Stringer '81	Avondale, GA	1978
Tori O. Stroud '99	Charlotte, NC	1995
Bruce W. Stuard '89	Gaffney, SC	1984, 85, 86, 87
Paul E. Stuart '82		
Dedrick W. Stuckey '06	Lyons, GA	2002, 03, 04, 05
Evan C. Suggs	Boone, NC	2017, 18
Danny G. Suit '67	Columbia, SC	1963, 64, 65, 66
Eric D. Sullivan '87	Fountain Inn, SC	1983, 84
Jeffrey W. Sullivan '05	Charlotte, NC	2002, 03, 04
William I. Sunderland, II '76	Atlanta, GA	
Frank E. Sutherland, Jr. '76	Savannah, GA	1972, 73, 74
Joel T. Swaim '97	Duluth, GA	1993, 95
Walter L. Sweatt '65	Lockhart, SC	1962, 63, 64
B. Christopher Sweeney	Jacksonville, FL	1991, 92
Phillip L. Swepton '74	Marion, NC	
Frederick K. Swiger, Jr. '88		
Derek M. Swindall '08	Chapin, SC	2003, 04, 06, 07
Hugh F. Swingle, III '75	Johnson City, TN	1971, 72, 73, 74
James L. Switzer '40		
T		
Jack B. "Tag" Taggart '41		
Bryan C. Tankersley '92	Simpsonville, SC	1989, 90
John L. Tate '58	Burlington, NC	1955, 56
Daniel J. Tavani '08	Easton, PA	2004, 05, 06, 07
Brian F. Taylor '95	W. Columbia, SC	1991, 92, 93, 94
D. Michael Taylor '82	Columbia, SC	1978, 79, 80
Dale Ross "R.J." Taylor '18	Lexington, KY	2014, 15, 16, 17
James A. Taylor '72	Alcola, SC	
L. Sandy Taylor '58	Spartanburg, SC	1955
Mark E. Taylor '86	Columbia, SC	
Michael W. Taylor '80	Columbia, SC	
Nick Taylor '18	Spartanburg, SC	2017
R. C. "Trip" Taylor, III '78	Atlanta, GA	
Jeffrey L. Tedder '80	Spartanburg, SC	1979
Scott Templeton '65		
Craig A. Thomas '04	Savannah, GA	2001, 02, 03
J.W. "Bill" Thomas Jr. '51	Laurinburg, NC	1949, 50
Jaynorris Navouski Thomas '12	Boiling Springs, SC	2011
Kaiser Thomas, III '85	Spartanburg, SC	
Kevin Alan Thomas '15	Mills River, NC	2011, 12, 13, 14
Michael T. Thomas '81	Cheraw, SC	1978
N. Allen Thomas '94	Charleston, SC	1990, 91
Travis Denzel Thomas '14	Bowie, MD	2011, 12, 13, 14
Will Thomas	Fayetteville, TN	2000
Allen P. Thompson '01	Murray, KY	1998, 00
Barry G. Thompson '82	Belton, SC	1979, 80
Eugene R. Thompson '07	Ocoee, FL	2006
Joshua J. Thompson '99	Hartselle, AL	1995, 96, 97, 98
Keaton Bryce Thompson '11	Eastanollee, GA	2007, 08, 09, 10
K. Douglas Thornton '76	Charlotte, NC	1973
Timothy I. Thrift '05	Hilliard, FL	2001, 02, 03, 04
Hunter Douglas Thurley	Nashville, TN	2013
James T. Thurman '06	Hixson, TN	2002, 03, 04, 05
Douglas M. Thurston '71	Rocky Mount, NC	
Bill Thuston	Fort Smith, AR	1949, 50
Derek J. Tiller '08	Lawrenceville, GA	2004, 05, 06, 07
Joseph Alexander "Jolo" Tillery '19	Hixson, TN	2015, 16, 17, 18
Scott D. Tilley '77	Spartanburg, SC	1973, 74, 75, 76
D. Todd Timmons	Sumter, SC	1985
Thomas L. Tinch '00	Calhoun Falls, SC	1995, 96, 98
Ryan M. Titus	Mooreville, NC	2017, 18
Christopher D. Tommie '10	Greenwood, SC	2005, 06, 07, 09

C. Greg Toney '74	Forest City, NC	1971, 72
Peter T. Tranakos '87	Atlanta, GA	1984, 85, 86
Robert L. Trapp '02	Prosperity, SC	1999, 00, 01
Justin M. Treece '08	Jacksonville, FL	2005, 06, 07
James A. Trentini '59	Everett, MA	1956, 57
Thomas H. Truesdale '88	Camden, SC	1984, 85, 86
Douglas H. Truluck, Jr. '93	Charleston, SC	1989
Jeffrey C. Tucker '15	Berwyn, PA	2014
Roland J. Tucker	Fayetteville, NC	1997, 98, 99, 00
R. Wright Turbeville '66		
Charles Turner '13	Chester, SC	2009, 10, 11, 12
Charles F. Turner, Jr. '89	Greenville, SC	1988
Gregory L. Turner '73	Greenville, SC	
Edward B. Turner, Sr. '41		
Allen F. Tuthill '83	Florence, SC	1979, 80, 81
Dr. George S. Tyson, Jr. '72	Florence, SC	1969
U		
Robert J. Umberg '94	Cincinnati, OH	1990, 91, 92, 93
V		
R. D'mauriae VanCleave	Danville, KY	2018
Cody Steven Van Der Linden '10	Carlsbad, CA	2008, 09
Benjamin F. Varn, III '89		
Willie L. Varner '52	Spartanburg, SC	1949, 50
Dennis C. Varner '68	Woodruff, SC	
John T. Varner, III '64		
Tyler Cameron Vaughn '17	McDonough, GA	2014, 15, 16, 17
Dale Zezey	Greenville, GA	1970, 71
David B. Vicellio '68	Norfolk, VA	1965, 66, 67
Austin Matthew Vick '10	Columbiana, AL	2007, 08, 09
Jeffery T. Vickery '86	Hartwell, GA	1983, 84, 85, 86
Daryl John Vining, Jr. '17	Warner Robins, GA	2014, 15, 16, 17
Stephen P. Voyles '86	Spartanburg, SC	1983, 84
W		
Anton Erik Wahrby '17	Karlskrona, Sweden	2013, 14, 15, 16
M. D. Waldrop, Jr. '87	Fayetteville, GA	1984, 85, 86
Nathan R. Walker	Ridgeville, SC	2018
John R. Wall '72	N. Augusta, SC	
Randall C. Walters '83	Tucker, GA	1979, 80
A. Nicholas Ward '17	Moore, OK	2014, 15, 16
Lincoln Terrance Ware '07	Decatur, GA	2004, 05, 06
Andrew R. Warner, Jr. '89	Jacksonville, FL	1985, 86, 87
Clement Warrenner, II '70	Alexandria, VA	
Keith A. Washington '94	Bonneau, SC	1990, 92, 93
Henry L. Washington '78	Burton, SC	
Fredrick A. Washington '03	Cross, SC	1999, 00, 01, 02
Albert T. Watson '43		
Antonio Devin Watson '19	Gainesville, GA	2015, 16, 17, 18
Fred A. Watson '65		
G. H. "Tuck" Watson, III '88	Casselberry, FL	1985, 86
H. Scott Watson '78	Clover, SC	1976, 77
John E. Watson '49	Spartanburg, SC	1946, 47
Bradley Barker Way '16	Fort Mitchell, KY	2013, 14, 15, 16
Charles B. Way, Jr. '79	Waynesville, NC	
Edward D. Weathers '84	Spartanburg, SC	1980, 81, 82
Corey T. Weaver '98	Newberry, SC	1994, 96
Charles William Webb	Knoxville, TN	1947, 48
Richard C. Weber '60	North Braddock, PA	1958
Brady D. "Tripp" Weed, III '96	Columbia, SC	1992, 93, 94, 95
Michael T. Weimer '15	Chapin, SC	2012, 13, 14, 15
James K. Weingarten '74	Key Biscayne, FL	1971
James G. Welsh	Winston-Salem, NC	2018
Joseph T. Werner '99	Cincinnati, OH	1995, 96, 97, 98
J. Lamar Westberry, Jr. '67	Jacksonville, FL	1963, 64, 65, 66
Jonathan S. Wheeler '05	Columbia, SC	2001, 02, 03, 04
John W. Whisonant '89	Greenville, SC	1986, 87
Teddie Whitaker, Jr. '04	Burton, SC	2000, 01, 02, 03
Christopher Michael White '12	Moore, SC	2011
F. C. "Scooter" White '73	Sumter, SC	1969, 70, 71
Lloyd E. White '87		
Timothy John "TJ" White '12	Troy, OH	2011, 12
William White '93	Charleston, SC	1989, 90, 91, 92
Stephen B. White '69	Westminster, SC	1967
Brian C. Whitehurst	Fort Meade, FL	2006, 07
Gary B. Whitlock '62	LaGrange, GA	1958, 59, 60
Benjamin W. Whitney '05	Greensboro, NC	2002, 03, 04
Charles E. Whitt, Jr. '72	Atlanta, GA	1969, 70
Warren R. Whittaker '68	Miami, FL	1964, 65, 66
Jack Whitted '51		1949, 50
Dillard "Rock" Whittier		1949, 50
Randall A. Wicker '97	Jacksonville, FL	1994
Benjamin S. Widmyer '09	Coeur d'Alene, ID	2006, 07, 08
Slayton M. Wild	Chapel Hill, TN	2018
Edward B. Wile '73	Wooster, OH	1969, 70, 71, 72

Delmer Ray Wiles '52	Kannapolis, NC	1950
J. Adam Wiles '94	Iva, SC	1991, 92, 93
David A. Wiley '91	Tucker, GA	1988, 89, 90
William B. Wilhelm '85	Hartsville, SC	
Jared Wilken '14	DeLand, FL	2012, 13
Scott J. Wilkins '78	Brooks, GA	1974, 75, 76, 77
Bernard Williams '14	Buffalo, NY	2012, 13, 14
Buff Williams	Pickens, SC	1997
Clarence D. Williams '46		
Daniel J. Williams '98	Cincinnati, OH	1994, 95, 96, 97
David A. Williams '72	Falls Church, VA	1969, 70
Dennis Williams	Kershaw, SC	1983
Donald C. Williams '67	McLean, VA	1963, 64, 65, 66
Harry P. Williams, Jr. '42		
Jamario S. Williams '17	Ridgeland, SC	2016
Jesse J. Williams '16	Lexington, SC	2014, 15
John C. Williams, II '83	Pacolet, SC	1982
John L. Williams '97	Sumter, SC	1994, 96
M. Gary Williams, Jr. '78	Conway, SC	1977, 78, 79
Robert Walter Williams	Kingsland, GA	2009
Steve Williams	Virginia Beach, VA	1970
Steward L. Williams '02	Ayden, NC	1999, 00, 01
Thomas W. Williams '61	Greenville, SC	
Zachaeus D. Williams '96	Hanahan, SC	1992, 93, 94, 95
Zeb C. Williams, Jr. '54		
John Anthony Williamson	Kingstree, SC	2009
Dave Williamson	Rock Hill, SC	1947, 49
M. Shane Williamson '91	Loris, SC	1989
Benjamin James Wilmoth '11	Arlington, TX	2008, 09, 10
D. Lynn Wilson '81	Union, SC	1978, 79, 80
Datavious D. Wilson	Hartsville, SC	2016, 17, 18
Donald Ted Wilson '61	Indianland, SC	1957, 58
E. Bernard Wilson '83	Kingstree, SC	1980, 81, 82
James C. Wilson '88	Darlington, SC	
Mark Wilson	Greenville, SC	1990, 91
R. Douglas Wilson '66		
R. Jireh Wilson	Calhoun, GA	2016, 17, 18
Ronald F. Wilson '68	Pickens, SC	1964, 65, 66, 67
Ronnie D. Wilson '72	Gainesville, GA	1969, 70, 71
Travis D. Wilson '02	Newberry, SC	1998, 99, 00, 01
Eric D. Wimbush '95	Griffin, GA	1991, 92, 93, 94
Hunter Lawrence Windham '17	Aynor, SC	2014, 15, 16
Larry Windham '99	St. George, SC	1998
Jon A. Wise '94	Greenville, SC	1993
Stephen M. Wise '88	Simpsonville, SC	1986
Robert S. Woelff '98	Snellville, GA	1994, 95
Samuel H. Wofford, Jr. '41		
Albert L. Wolfe '69		
D. Shiel Wood '06	Spartanburg, SC	2001, 02, 03, 05
R. Wayne Wood '63	Fairforest, SC	1960, 61
Thomas E. Woods, II '00	Winston-Salem, NC	1996, 97, 98, 99
Nathan W. Woody '84	Anderson, SC	1980, 81, 82, 83
James Edward Woody '73	Marietta, GA	1970, 71
Derek M. Wooten '09	Rock Hill, SC	2005, 06, 07, 08
John A. Workman '40		
Bryson M. Worley '97	Homer, GA	
Ronald H. Wrenn '76	Charlotte, NC	
Carl Wright, Jr.	Chamblee, GA	1998
Josh Gordon Wright '12	Charlotte, NC	2011
James G. Wylie, Jr. '50		
Stanley Blake Wylie '12	Fort Mill, SC	2009, 10, 11, 12
Y		
Hike Yarborough	Linwood, NC	1973
Troy A. Yarborough '96	Greer, SC	1993, 94, 95
Travis H. Yates '91	Rembert, SC	1987, 88, 89
H. Charles Yett, III '84	Charlotte, NC	1980, 81, 82
Arthur W. Yex '84	Spartanburg, SC	1981, 82
Bryan Steven Youman '12	Clermont, FL	2009, 10, 11, 12
D.A. Yongue, Sr. '41		
Henry C. Young, Jr. '92	Columbia, SC	1988, 89, 90, 91
Antwione Young '99	Union, SC	1995, 96, 97, 98
Andrew Patrick Young '12	Vero Beach, FL	2010, 11
Adrian M. Young '08	Hickory, NC	2004, 05, 06, 07
Dylan Allen Young '17	Collierville, TN	2014, 15, 16
Ryan Craig Young '09	Cincinnati, OH	2006, 07, 08
Tye Martin Youngblood	Chickamauga, GA	2014, 15
Z		
Brandon M. Zamyry '19	Aurora, OH	2015, 16, 17, 18
Jeffrey M. Zolman '05	Miamisburg, OH	2002, 03, 04
James Michael Zotto '14	Libertyville, IL	2010, 11, 12, 13

Note: All-time lettermen lists from previous seasons may be incomplete. We welcome additions or corrections to this list.

1889 (2-0)

Head Coach Edwin Kerrison

D 14	Furman	5	1	H	W
J 18	Furman	2	1	A	W

1890 (0-2)

J 24	Furman	0	12	H	L
M 21	Furman	2	28	A	L

1891-92 (No Teams)

1893 (0-1)

N 30	Furman	4	18	A	L
------	--------	---	----	---	---

1894 (0-1)

N 10	Georgia	0	10	H	L
------	---------	---	----	---	---

1895 (3-1)

Head Coach William Wertenbaker

O 19	Georgia	0	34	A	L
N 9	Bingham	10	0	H	W
N 14	South Carolina	10	0	A	W
N 23	Furman	44	0	H	W

1896 (2-2)

O 24	Georgia	0	34	H	L
O 30	Furman	6	0	H	W
N 19	South Carolina	6	4	A	W
N 21	Clemson	0	16	H	L

1897-99 (No teams)

1900 (1-2-1)

O 22	Clemson	0	21	H	L
O 26	Furman	0	0	H	T
	Davidson	11	17		L
N 29	Furman	6	5		W

1901 (2-3)

Head Coach J. Norman Walker

O 14	Kings Mountain	55	0		W
O 18	Georgia Tech	0	33	N	L
	Bingham	6	24		L
	Asheville	23	16		W
N 18	South Carolina	11	6	H	W
N 28	Furman	0	17	A	L

1902-1913 (No teams)

1914 (1-6-1)

Head Coach Curtis McCoy

	Riverside Military	0	0		T
O 10	Furman	12	19	A	L
O 17	Davidson	6	88	A	L
O 24	Presbyterian	7	0	H	W
	Newberry	0	36		L
N 4	South Carolina	0	25	H	L
N 7	Florida	0	36	A	L
	Newberry	7	15		L

1915 (3-5)

Head Coach Harvey Hester

O 2	Presbyterian	6	16	H	L
O 7	Mercer	6	13		L
O 16	Davidson	0	45		L
O 22	Erskine	13	3		W
	Newberry	10	7		W
N 4	South Carolina	6	33	H	L
	Cumberland	2	0		W
N 25	Furman	0	25	A	L

1916 (2-7)

Head Coach Leslie Moser

O 2	Presbyterian	13	49		L
O 14	South Carolina	3	23	A	L
	Erskine	7	12		L
	Guilford	31	0		W
	Newberry	0	21		L
N 14	The Citadel	0	37	A	L
N 18	Wake Forest	0	41	A	L
N 18	Davidson	0	34	A	L
N 30	Furman	9	7	H	W

1917 (5-4)

Head Coach Leslie Moser

O 6	Guilford	20	0	H	W
-----	----------	----	---	---	---

O 13	All-Star Ambulance	21	0	H	W
O 20	Presbyterian	6	7	H	L
O 26	Erskine	21	0	H	W
N 1	Clemson	13	27	H	L
N 9	Newberry	45	0	A	W
N 16	South Carolina	20	0	H	W
N 22	Davidson	0	62	A	L
N 29	Furman	3	18	A	L

1918 (0-3)

Head Coach Bernard Peters

	Erskine	0	27		L
N 23	South Carolina	0	13	A	L
D 4	Furman	0	6	H	L

1919 (3-2-1)

Head Coach J.P. Major

	Guilford	6	6		T
O 11	Furman	6	7	A	L
O 18	The Citadel	12	0	H	W
	Newberry	19	0		W
	Erskine	19	0		W
N 14	Presbyterian	6	14	A	L

1920 (0-8-1)

Head Coach John F. Gorsuch

O 2	South Carolina	0	10	A	L
O 9	Clemson	7	13	A	L
	Newberry	7	9		L
O 23	The Citadel	0	19	A	L
	Oglethorpe	0	14		L
N 4	Presbyterian	0	13	H	L
N 13	Furman	0	69	H	L
	North Carolina State	7	90		L
	Duke	0	0		T

1921 (2-7)

Head Coach John Gilroy

	North Georgia	22	0		W
O 8	The Citadel	0	28	A	L
O 15	Elon	20	7	H	W
O 22	Davidson	0	87	A	L
	Newberry	21	33		L
	Erskine	6	19		L
N 11	Presbyterian	0	27	A	L
N 19	Furman	0	62	A	L
	Duke	0	67		L

1922 (2-7)

Head Coach J.P. Major

S 30	North Georgia	20	0	H	W
O 7	Fort Benning	0	12	A	L
O 14	Erskine	5	0	A	W
O 20	South Carolina	0	20	A	L
O 28	Carson-Newman	0	35	A	L
N 2	Presbyterian	0	32	H	L
N 11	Davidson	0	34	A	L
N 18	Furman	0	41	H	L
N 30	Duke	0	26	A	L

1923 (6-3)

Head Coach J.P. Major

	North Georgia	12	6		W
	Piedmont	20	0		W
	Erskine	40	0		W
	Fort Benning	14	13		W
	Newberry	19	13		W
	Oglethorpe	0	32		L
N 10	Presbyterian	0	26		L
	Guilford	10	6		W
N 24	The Citadel	0	9	H	L

1924 (3-7)

Head Coach J.P. Major

S 19	VMI	0	33	A	L
S 25	Piedmont	12	0		W
O 4	The Citadel	0	19	A	L
O 11	Davidson	0	7	A	L
O 1	Oglethorpe	0	27	N	L
O 25	Erskine	3	0	H	W
N 1	Presbyterian	19	7	H	W
	Mercer	0	16	A	L
	Duke	0	12	A	L
N 27	Newberry	7	16		L

1925 (3-7)

Head Coach J.P. Major

	VMI	0	9	A	L
S 26	Davidson	0	7	A	L
	Piedmont	81	0	H	W
O 10	Erskine	27	0	A	W
O 16	South Carolina	0	6	A	L
O 24	Oglethorpe	7	13	H	L
O 31	Clemson	13	0	H	W
N 7	Presbyterian	6	9	A	L
N 21	Duke	0	6	H	L
N 26	Newberry	0	26	A	L

1926 (2-8)

Head Coach J.P. Major

S 18	VMI	0	20	A	L
S 25	Davidson	6	24	H	L
O 2	Wake Forest	0	27	A	L
O 15	South Carolina	13	27	A	L
O 23	The Citadel	0	6	H	L
O 28	Clemson	3	0	H	W
N 5	Presbyterian	0	25	H	L
	Erskine	42	6	H	W
N 19	Duke	0	34	A	L
N 26	Newberry	6	13	H	L

1927 (2-4-3)

Head Coach Tommy Scaffa

S 17	VMI	0	37	A	L
O 1	Erskine	6	6	A	T
O 8	Davidson	2	12	H	L
O 15	Chattanooga	7	38	A	L
O 22	Presbyterian	7	7	A	T
O 29	Clemson	0	6	A	L
N 5	Florida Southern	31	0	H	W



Pictured above is a "flank attack" by Wofford's offense in a photo from the 1891-94 era. Photo courtesy Mr. A.M. Chreitzberg '95

ALL-TIME RESULTS

N 12	The Citadel	6	6	A	T
N 24	Newberry	43	20	H	W

1928 (7-2-1)

Head Coach Tommy Scaffie

S 29	High Point	7	0		W
O 6	Erskine	25	12	H	W
O 13	Davidson	7	0	A	W
O 30	Newberry	14	13	A	W
O 27	Furman	0	26	A	L
N 30	Presbyterian	25	0		W
N 10	Georgetown (Ky.)	7	0		W
N 16	Wake Forest	7	7	A	W
N 24	The Citadel	9	7	H	W
	Florida Southern	7	13		L

1929 (3-6)

Head Coach Tommy Scaffie

S 28	High Point	18	6		W
O 5	Davidson	0	7	H	L
O 11	Erskine	14	18		L
O 18	Clemson	0	30	H	L
O 26	Furman	6	25	H	L
N 1	Presbyterian	13	6	H	W
N 8	Wake Forest	0	18	H	L
N 15	Newberry	26	0		W
N 28	The Citadel	0	7	H	L

1930 (2-9)

Head Coach Tommy Scaffie

S 20	Newberry	43	0		W
S 27	Clemson	0	32	A	L
O 4	High Point	12	6		W
O 11	William & Mary	0	19		L
O 18	Presbyterian	0	14	A	L
O 25	Duke	0	14		L
N 1	Auburn	6	38		L
N 8	Davidson	0	13	A	L
N 15	Furman	0	14	H	L
N 22	Erskine	0	7		L
N 29	The Citadel	6	7	H	L

1931 (4-5)

Head Coach Tommy Scaffie

O 3	Birmingham-Southern	14	21	A	L
O 9	High Point	9	0	A	W
O 17	Presbyterian	9	0	H	W
O 24	Mercer	7	25	H	L
O 31	Furman	0	20	A	L
N 7	Parris Island	0	18	A	L
N 13	Newberry	13	7	A	W
N 20	Erskine	13	12	A	W
N 26	The Citadel	7	28	A	L

1932 (3-6-1)


Head Coach Tommy Scaffie

S 23	Lenoir-Rhyne	16	0	A	W
O 1	High Point	34	0	H	W
O 8	Davidson	6	40	A	L
O 14	South Carolina	0	19	A	L
O 22	Erskine	7	0	H	W
O 29	Presbyterian	0	19	A	L
N 5	Furman	0	24	H	L
N 11	Catawba	0	14	A	L
N 19	Newberry	20	20	H	T
N 24	The Citadel	0	13	H	L

1933 (3-6)

Head Coach Tommy Scaffie

S 23	South Carolina	0	32	A	L
O 7	Davidson	13	26	H	L
O 14	Lenoir-Rhyne	7	6	H	W



1928 Wofford Terriers

O 21	Erskine	13	12	A	W
O 28	Presbyterian	6	26	H	L
N 4	Furman	0	38	A	L
N 11	Clemson	14	13	H	W
N 17	Newberry	14	19	A	L
N 30	The Citadel	0	14	A	L

1934 (4-4-1)

Head Coach Jules Carson

S 22	Washington & Lee	0	19	A	L
S 29	Furman	0	13	H	L
O 6	South Georgia	32	0		W
O 20	Erskine	20	7		W
O 26	Miami	14	48	A	L
N 30	The Citadel	7	18	H	L
N 10	Catawba	28	0	A	W
N 17	Newberry	27	12	H	W
N 24	Presbyterian	7	7	A	T

1935 (4-4-1)

Head Coach Jules Carson

S 28	Washington & Lee	0	18	A	L
O 5	Guilford	18	6	H	W
O 12	The Citadel	7	20	A	L
O 19	Erskine	0	0	A	T
N 2	Catawba	6	20	H	L
N 9	Furman	0	29	A	L
N 15	Newberry	18	6	A	W
N 23	Presbyterian	7	6	H	W
N 28	Rollins	26	12	A	W

1936 (1-7-1)

Head Coach Jules Carson

S 19	VMI	0	19	A	L
S 26	Furman	0	31	H	L
O 3	Piedmont	37	0	H	W
O 10	Wake Forest	0	32	A	L
O 24	Erskine	0	26	H	L
O 30	Rollins	14	32	A	L
N 13	Newberry	7	7	H	T
N 21	Presbyterian	7	20	A	L
N 26	The Citadel	0	41	N	L

1937 (2-7)

Head Coach Jules Carson

S 18	The Citadel	0	38	H	L
S 25	Washington & Lee	0	20	A	L
O 1	Furman	0	58	A	L
O 9	Oglethorpe	0	7	H	L
O 16	Erskine	7	12	A	L
O 23	Newberry	13	6	H	W
O 30	Rollins	0	37	A	L
N 12	Wake Forest	0	24	A	L
N 24	Presbyterian	19	0	H	W

1938 (0-8-1)

Head Coach Jules Carson

S 24	Mercer	0	14	A	L
O 1	Guilford	0	6	H	L
O 7	Oglethorpe	6	19	A	L
O 15	Erskine	0	0	H	T
O 22	Stetson	6	7	H	L
O 29	The Citadel	0	27	A	L
N 5	Davidson	0	29	A	L
N 11	Newberry	2	6	A	L
N 19	Presbyterian	0	13	A	L

1939 (1-5-3)

Head Coach Jules Carson

S 23	Mercer	0	12	H	L
S 29	Newberry	0	0	A	T
O 6	Oglethorpe	0	0		T
O 14	Erskine	0	6	A	L
O 28	High Point	3	0	H	W
N 11	Hampden-Sydney	0	14	A	L
N 18	Presbyterian	12	12	H	T
	Stetson	7	14	A	L
D 2	The Citadel	2	21	N	L

1940 (3-4-2)

Head Coach Jules Carson

S 20	High Point	0	0	A	T
S 28	Clemson	0	26	A	L
O 4	Oglethorpe	26	14	A	W
O 12	Erskine	27	0	H	W
O 26	Randolph-Macon	19	0	A	W
N 1	The Citadel	2	7	N	L
N 9	Stetson	7	7	H	T
N 16	Presbyterian	6	12	A	L
N 21	Newberry	6	46	H	L

1941 (4-6)

Head Coach Jules Carson

S 26	Furman	19	40	A	L
O 4	Oglethorpe	2	0	H	W
O 11	Erskine	13	6	A	W
O 18	Mercer	14	20	A	L
O 25	Randolph-Macon	28	13	H	W
N 1	Catawba	20	21		L
N 8	The Citadel	7	42	A	L
N 15	Presbyterian	0	44	H	L
N 20	Newberry	12	7	A	W
	Camp Croft	0	14		L

1942 (2-5)

Head Coach Ted Petoskey

S 26	Catawba	0	36	A	L
O 3	Newberry	0	7	H	L
O 16	Presbyterian	7	45	N	L

O 24	Randolph-Macon	20	0	H	W
O 30	Presbyterian	6	28	A	L
N 14	Fort Benning	46	7		W
N 26	Newberry	12	21		L

1943-45 (No teams, WWII)

1946 (1-8)

Head Coach Ted Petoskey

S 27	Furman	0	31	A	L
O 5	Davidson	0	54	A	L
O 12	Catawba	0	46	H	L
O 19	Guilford	0	36	H	L
N 2	Newberry	0	13	A	L
N 9	Presbyterian	14	33	H	L
N 1	High Point	0	21	A	L
N 23	Randolph-Macon	13	14	H	L
N 30	Erskine	41	6	H	W

1947 (6-5)

Head Coach Phil Dickens

S 20	Catawba	0	14	A	L
S 27	Hampden-Sydney	19	0	A	W
O 4	Fort Jackson	45	0		W
O 11	Davidson	7	12	A	L
O 18	Guilford	6	0	A	W
O 25	Furman	6	20	H	L
N 1	Newberry	6	13	H	L
N 7	Presbyterian	7	12	A	L
N 15	High Point	7	0	H	W
N 22	Randolph-Macon	13	7	H	W
N 27	Erskine	26	20	A	W

1948 (4-0-5)

Head Coach Phil Dickens

S 24	Hampden-Sydney	6	6	H	T
O 1	Northwestern State	0	0	H	T
O 9	Catawba	7	7	H	T
O 16	Furman	7	7	A	T
O 23	Davidson	7	7	H	T
O 30	Newberry	12	0	A	W
N 6	Presbyterian	15	6	H	W
N 13	Tennessee Tech	8	6	A	W
N 20	Randolph-Macon	40	6	A	W

1949 (11-1)

Head Coach Phil Dickens

S 17	Milligan	41	0	H	W
S 24	Howard	27	13	H	W
O 1	Catawba	14	0	A	W
O 7	Carson-Newman	14	0	A	W
O 15	Eastern Kentucky	27	20	A	W
O 21	Presbyterian	14	7	A	W
O 28	The Citadel	21	7	N	1

N 4	Northeast Okla St	40	0	H	W
N 11	Tennessee Tech	26	7	H	W
N 18	High Point	83	13	A	W
N 26	Newberry	40	0	H	W
J 2	Florida State+	6	19	N	L

1950 (7-2-1)

Head Coach Phil Dickens

S 22	Auburn	19	14	A	W
S 30	Stetson	20	23	H	L
O 7	Carson-Newman	21	13	A	W
O 14	Tampa	0	13	A	L
O 21	Presbyterian	28	7	H	W
O 28	Newberry	21	0	A	W
N 3	Furman	13	13	A	t
N 11	Erskine	48	0	H	W
N 18	High Point	28	0	H	W
N 23	Eastern Kentucky	14	12	H	W

1951 (6-3-1)

Head Coach Phil Dickens

S 15	Parris Island	33	20	H	W
S 22	VMI	6	29	A	L
S 28	Tampa	21	14	H	W
O 5	Auburn	14	30	A	L
O 12	Erskine	28	0	A	W
O 20	Presbyterian	33	14	A	W
O 26	Newberry	21	0	H	W
N 2	Furman	14	12	H	W
N 10	Florida State	0	14	A	L
N 17	Stetson	7	7	A	T

1952 (6-5)

Head Coach Phil Dickens

S 20	South Carolina	0	33	A	L
S 26	Elon	20	0	H	W
O 3	Presbyterian	33	20	H	W
O 11	Auburn	7	54	A	L
O 18	Newberry	19	13	A	W
O 25	Tennessee	0	50	A	L
N 1	Furman	21	29	A	L
N 7	Catawba	14	0	H	W
N 15	Marshall	41	21	H	W
N 21	Western Carolina	21	13	H	W
N 29	Florida State	13	27	H	L

1953 (6-4-1)

Head Coach Conley Snidow

S 12	Western Carolina	7	6	H	W
S 19	Lenoir-Rhyne	20	7	A	W
S 26	Elon	33	0	H	W
O 3	Parris Island	19	6	H	W
O 9	Presbyterian	6	7	A	L
O 17	Newberry	6	7	H	L
O 24	Stetson	26	0	H	W
O 31	Furman	6	7	H	L
N 7	Catawba	14	6	A	W
N 13	Marshall	26	26	A	t
N 21	South Carolina	0	49	A	L

1954 (8-2)

Head Coach Conley Snidow

S 18	Catawba	33	19	H	W
S 25	Livingston State	33	0	H	W
O 2	Guilford	34	20	H	W
O 9	Newberry	28	7	A	W
O 16	Presbyterian	19	13	H	W
O 23	Stetson	41	0	A	W
O 29	The Citadel	13	14	N1	L
N 6	Lenoir-Rhyne	21	13	H	W
N 13	Davidson	0	3	H	L
N 20	Furman	19	0	A	W

1955 (7-4)

Head Coach Conley Snidow

S 10	Western Carolina	21	7	H	W
S 17	South Carolina	7	26	A	L
S 24	Stetson	22	6	H	W
O 1	Furman	27	6	H	W
O 8	Newberry	6	18	H	L
O 15	Presbyterian	20	12	A	W
O 22	Guilford	33	21	H	W
O 28	The Citadel	27	7	N1	W
N 5	Catawba	6	20	A	L
N 12	Davidson	21	9	A	W
N 19	Eastern Kentucky	0	3	H	L

1956 (7-3)

Head Coach Conley Snidow

S 15	South Carolina	13	26	A	L
S 22	Lenoir-Rhyne	7	13	H	L
S 29	Presbyterian	27	12	H	W
O 6	Newberry	27	19	A	W
O 13	Furman	18	6	A	W
O 19	The Citadel	23	19	N1	W
O 27	Stetson	47	20	A	W
N 3	Catawba	6	24	H	L
N 10	Davidson	27	14	H	W
N 17	Western Carolina	39	7	H	W

1957 (8-2)

Head Coach Conley Snidow

S 14	Western Carolina	28	7	H	W
S 21	Lenoir-Rhyne	13	6	A	W
S 28	South Carolina	0	26	A	L
O 5	Presbyterian	28	7	A	W
O 11	The Citadel	34	0	N1	W
O 19	Furman	13	12	H	W
O 26	Tampa	14	6	H	W
N 2	East Tennessee State	19	13	A	W
N 9	Davidson	7	16	A	L
N 16	Newberry	21	13	H	W

1958 (3-7)

Head Coach Conley Snidow

S 13	Western Carolina	29	15	N	W
S 20	Lenoir-Rhyne	0	20	H	L
S 27	Elon	22	16	A	W
O 4	Presbyterian	14	18	H	L
O 10	The Citadel	18	6	N1	W
O 18	Furman	39	40	A	L
O 25	East Tennessee State	20	24	H	L
N 1	Davidson	20	21	H	L
N 8	Catawba	3	14	H	L
N 15	Newberry	13	21	A	L

1959 (5-5)

Head Coach Conley Snidow

S 19	Lenoir-Rhyne	8	15	A	L
S 26	Elon	14	0	H	W
O 3	Presbyterian	19	27	A	L
O 9	The Citadel	8	40	N1	L
O 17	Tampa	14	7	H	W
O 24	East Tennessee State	8	18	A	L
O 31	Davidson	27	20	A	W
N 7	Furman	6	3	H	W
N 14	Newberry	0	35	H	L
N 21	East Carolina	20	13	H	W

1960 (5-3)

Head Coach Conley Snidow

S 17	Lenoir-Rhyne	6	30	H	L
S 24	Davidson	6	0	H	W
O 1	Presbyterian	7	21	H	L
O 7	Newberry	14	13	N1	W
O 15	Furman	26	41	A	L

O 22	East Tennessee State	23	13	H	W
O 29	Catawba	12	0	H	W
N 12	Appalachian State	23	14	H	W

1961 (5-4-2)

Head Coach Conley Snidow

S 16	Lenoir-Rhyne	14	14	A	t
S 23	Elon	20	12	H	W
S 30	Presbyterian	14	8	A	W
O 7	Howard	13	16	H	L
O 13	Newberry	26	6	N1	W
O 21	East Tennessee State	33	26	H	W
O 28	Furman	7	12	H	L
N 4	Catawba	35	14	H	W
N 11	Davidson	13	34	A	L
N 18	East Carolina	20	20	A	t
N 25	Tampa	21	22	A	L

1962 (2-8)

Head Coach Conley Snidow

S 15	Lenoir-Rhyne	14	15	H	L
S 22	Furman	21	34	A	L
S 29	Davidson	0	15	H	L
O 6	Frederick	18	10	H	W
O 13	Newberry	19	16	A	W
O 20	East Tennessee State	14	29	A	L
O 27	Presbyterian	0	3	H	L
N 3	Catawba	25	27	H	L
N 10	Howard	28	34	A	L
N 17	East Carolina	9	41	H	L

1963 (4-6)

Head Coach Conley Snidow

S 14	Appalachian State	21	14	H	W
S 21	Lenoir-Rhyne	6	16	A	L
S 28	East Carolina	7	34	A	L
O 5	Frederick	0	10	H	L
O 12	Furman	19	21	H	L
O 19	Newberry	29	6	H	W
O 26	East Tennessee State	20	32	H	L
N 2	Presbyterian	21	6	A	W
N 9	Mars Hill	14	0	H	W
N 16	Tampa	6	7	A	L

1964 (6-4)

Head Coach Conley Snidow

S 19	Lenoir-Rhyne	17	0	H	W
S 26	Furman	21	14	A	W
O 3	Presbyterian	22	9	H	W
O 10	East Carolina	0	21	H	L
O 17	Newberry	34	8	A	W
O 24	East Tennessee State	0	14	A	L
O 31	Appalachian State	0	10	A	L
N 7	Catawba	28	13	H	W
N 14	Tampa	14	22	A	L
N 21	Davidson	17	3	H	W

1965 (5-4)

Head Coach Conley Snidow

S 18	Lenoir-Rhyne	35	27	A	W
S 25	Frederick	25	7	H	W
O 2	Presbyterian	7	12	A	L
O 9	Furman	35	13	H	W
O 16	Newberry	19	7	H	W
O 23	East Tennessee State	6	20	H	L
O 30	Appalachian State	22	14	H	W
N 6	Catawba	26	29	H	L
N 20	Davidson	6	13	A	L

1966 (6-3-1)

Head Coach Conley Snidow

S 17	Lenoir-Rhyne	20	21	H	L
------	--------------	----	----	---	---

S 24	Frederick	28	17	H	W
O 1	Presbyterian	9	0	H	W
O 8	Furman	15	15	A	T
O 15	Newberry	9	7	A	W
O 22	East Tennessee State	6	42	A	L
O 29	Appalachian State	12	14	A	L
N 5	Catawba	37	3	A	W
N 12	Davidson	40	28	H	W
N 19	Carson-Newman	27	15	A	W

1967 (4-6)

Head Coach Jim Brakefield

S 16	Lenoir-Rhyne	7	53	A	L
S 23	The Citadel	7	17	A	L
S 30	Presbyterian	7	20	A	L
O 7	Furman	20	21	H	L
O 14	Newberry	14	10	H	W
O 21	Frederick	32	0	H	W
O 28	Appalachian State	27	24	H	W
N 4	Catawba	17	21	H	L
N 11	Davidson	7	30	A	L
N 18	Carson-Newman	30	6	H	W

1968 (4-7)

Head Coach Jim Brakefield

S 21	Lenoir-Rhyne	6	14	H	L
S 28	Furman	13	7	H	W
O 5	Presbyterian	0	10	H	L
O 12	Chattanooga	14	35	H	L
O 19	Newberry	17	7	A	W
O 26	Emory & Henry	7	35	A	L
N 2	Appalachian State	28	47	A	L
N 9	Catawba	29	8	A	W
N 16	Davidson	9	24	H	L
N 23	Carson-Newman	21	42	A	L
N 28	Furman	21	7	A	W

1969 (9-2)

Head Coach Jim Brakefield

S 20	Lenoir-Rhyne	11	38	A	L
S 27	Chattanooga	23	28	A	L
O 4	Presbyterian	42	8	A	W
O 11	Furman	49	7	H	W
O 18	Newberry	49	14	H	W
O 25	Emory & Henry	61	9	H	W
N 1	Appalachian State	35	21	H	W
N 8	Catawba	41	18	H	W
N 15	Davidson	28	27	A	W
N 22	Carson-Newman	53	0	H	W
N 27	Furman	31	21	A	W

1970 (11-1)

Head Coach Jim Brakefield

S 12	Elon	36	12	H	W
------	------	----	----	---	---

ALL-TIME RESULTS

02	Presbyterian	13	21	A	L
016	Newberry	0	34	H	L
023	Davidson	23	22	A	W
030	Appalachian State	26	16	H	W
N6	Catawba	32	12	H	W
N13	Western Carolina	13	31	A	L
N20	Guilford	42	3	A	W

1972 (6-4)

Head Coach Jack Peterson

S1	Lenoir-Rhyne	12	13	H	L
S23	Furman	7	24	A	L
S30	Presbyterian	28	23	H	W
07	Samford	14	30	A	L
014	Newberry	21	0	A	W
021	Davidson	27	17	H	W
028	Elon	17	0	A	W
N4	Catawba	7	35	A	L
N11	Gardner-Webb	24	7	H	W
N18	Guilford	39	6	H	W

1973 (4-6-1)

Head Coach Jack Peterson

S8	Davidson	23	0	A	W
S15	Lenoir-Rhyne	29	31	A	L
S22	Furman	19	21	H	L
S29	Presbyterian	33	20	A	W
06	Muskingum	40	19	H	W
013	Newberry	41	41	H	T
020	Appalachian State	21	28	A	L
027	Elon	25	33	H	L
N3	Catawba	27	36	H	L
N10	Albion	34	10	H	W
N17	Gardner-Webb	20	35	A	L

1974 (7-4)

Head Coach Steve Satterfield

S21	Lenoir-Rhyne	7	17	H	L
S28	Gardner-Webb	14	9	A	W
05	Presbyterian	17	12	H	W
012	Davidson	49	7	H	W
019	Newberry	24	22	A	W
026	Furman	10	21	A	L
N2	Elon	7	13	A	L
N9	Catawba	38	14	A	W
N16	Guilford	36	30	H	W
N23	Western Carolina	9	21	H	L
N30	South Carolina State	20	0	H	W

1975 (7-3-1)

Head Coach Steve Satterfield

S20	Lenoir-Rhyne	8	7	A	W
S27	The Citadel	7	16	A	L
04	Carson-Newman	12	14	H	L
011	Western Carolina	23	14	A	W
018	Newberry	16	6	H	W
025	Presbyterian	17	16	A	W
N1	Elon	9	7	H	W
N8	Catawba	24	7	H	W
N15	Gardner-Webb	30	26	H	W
N22	Furman	14	14	H	W
N29	South Carolina State	9	23	A	L

1976 (4-7)

Head Coach Steve Satterfield

S11	Gardner-Webb	12	21	H	L
S18	Lenoir-Rhyne	14	7	H	W
S25	Appalachian State	0	42	A	L
02	Presbyterian	13	31	H	L
08	Elon	0	14	A	L
016	Newberry	23	0	A	W
023	Western Carolina	10	6	H	W
030	Carson-Newman	17	16	A	W

N6	Catawba	14	17	A	L
N13	South Carolina State	6	14	H	L
N20	Furman	14	56	A	L

1977 (7-3-1)

Head Coach Buddy Sasser

S30	The Citadel	0	7	A	L
S10	Elon	24	14	H	W
S17	Lenoir-Rhyne	0	0	A	W
S24	Carson-Newman	28	21	H	W
08	Furman	13	7	H	W
015	Newberry	20	10	H	W
022	Presbyterian	7	10	A	L
029	Western Carolina	6	41	A	L
N5	Catawba	31	10	H	W
N12	South Carolina State	39	21	A	W
N19	Gardner-Webb	7	6	A	W

1978 (3-8)

Head Coach Buddy Sasser

S9	Appalachian State	14	35	A	L
S16	Lenoir-Rhyne	17	0	H	W
S23	Davidson	27	31	A	L
S30	Elon	6	14	H	L
07	Furman	12	36	A	L
014	Newberry	28	38	A	L
021	Western Carolina	11	26	H	L
028	Presbyterian	14	12	H	W
N4	Catawba	24	14	A	W
N11	The Citadel	17	35	A	L
N18	Gardner-Webb	24	31	H	L

1979 (5-5)

Head Coach Buddy Sasser

S15	Lenoir-Rhyne	10	13	H	L
S22	Carson-Newman	12	21	A	L
S29	Presbyterian	23	21	A	W
06	Furman	27	17	H	W
013	Newberry	3	31	H	L
020	Western Carolina	21	56	A	L
027	The Citadel	30	49	A	L
N3	Catawba	28	10	H	W
N10	Davidson	48	28	H	W
N17	Gardner-Webb	61	26	A	W

1980 (7-2-2)

Head Coach Buddy Sasser

S6	East Tennessee State	16	9	A	W
S13	Fairmont State	45	21	H	W
S20	Lenoir-Rhyne	27	23	A	W
S27	Carson-Newman	28	14	H	W
04	Presbyterian	24	0	H	W
018	Newberry	46	6	A	W
025	James Madison	0	3	A	L
N1	The Citadel	3	35	A	L
N8	Mars Hill	7	7	H	T
N15	Furman	14	14	A	T
N22	Gardner-Webb	49	35	H	W

1981 (6-5)

Head Coach Buddy Sasser

S5	Clemson	10	45	A	L
S12	Davidson	21	22	H	L
S19	Lenoir-Rhyne	34	19	A	W
S26	Carson-Newman	32	16	A	W
03	Presbyterian	17	13	A	W
010	Western Carolina	30	37	H	L
017	Newberry	38	14	A	W
024	East Tennessee State	8	34	H	L
N7	Mars Hill	17	0	H	W
N14	The Citadel	14	24	A	L
N21	Gardner-Webb	45	21	A	W



2003 Southern Conference Champions

1982 (8-3)

Head Coach Buddy Sasser

S4	Gardner-Webb	31	29	H	W
S11	Davidson	54	0	A	W
S18	Lenoir-Rhyne	3	7	H	L
S25	The Citadel	14	21	A	L
02	Presbyterian	24	16	H	W
09	Elon	38	7	H	W
016	Newberry	28	6	A	W
023	Western Carolina	17	36	A	L
030	Mars Hill	46	0	H	W
N6	Georgia Southern	28	7	A	W
N13	East Tennessee State	34	20	A	W

1983 (6-5)

Head Coach Bill Parker

S10	Davidson	21	7	H	W
S17	Lenoir-Rhyne	23	9	A	W
S24	Catawba	25	15	H	W
01	Presbyterian	14	7	A	W
08	Elon	14	19	H	L
015	Newberry	6	24	H	L
022	Western Carolina	20	37	A	L
029	Mars Hill	19	7	A	W
N5	Georgia Southern	16	27	H	L
N12	Liberty	35	27	H	W
N18	Gardner-Webb	7	28	A	L

1984 (2-9)

Head Coach Bill Parker

S15	Lenoir-Rhyne	29	27	H	W
S22	Mars Hill	3	23	H	L
S29	Presbyterian	0	10	H	L
06	Towson State	8	15	A	L
013	Newberry	12	44	A	L
020	Western Carolina	0	31	A	L
027	Davidson	0	7	A	L
N3	Liberty Baptist	21	38	A	L
N10	The Citadel	16	23	A	L
N17	Gardner-Webb	42	19	H	W
N23	Elon	10	28	H	L

1985 (3-8)

Head Coach Rick Gilstrap

S7	Concord	31	15	H	W
S14	Towson State	15	31	H	L
S21	Lenoir-Rhyne	20	13	A	W
S28	Liberty	9	15	H	L
05	Presbyterian	28	30	A	L
012	Mars Hill	7	28	A	L
019	Newberry	14	28	H	L
N2	Davidson	17	21	H	L
N9	The Citadel	28	42	A	L
N16	Elon	26	20	A	W
N23	Gardner-Webb	14	28	A	L

1986 (4-6-1)

Head Coach Rick Gilstrap

S6	Carson-Newman	15	17	H	L
S13	Davidson	20	10	A	W
S20	Lenoir-Rhyne	9	13	H	L
S27	Liberty	17	6	A	W
04	Presbyterian	7	31	H	L
011	Mars Hill	20	20	H	W
018	Newberry	23	25	A	L
025	Central Florida	31	28	A	W
N1	East Tennessee State	3	52	A	L
N8	The Citadel	6	20	A	L
N22	Gardner-Webb	32	30	H	W

1987 (1-10)

Head Coach Rick Gilstrap

S5	The Citadel	0	38	A	L
S12	East Tennessee State	6	10	H	L
S19	Lenoir-Rhyne	15	48	A	L
S26	VMI	11	27	A	L
030	Presbyterian	15	38	A	L
010	Southern Conn. St.	10	3	H	W
017	Newberry	3	21	H	L
024	Davidson	0	10	H	L
N7	Carson-Newman	3	34	A	L
N14	Concord	21	22	H	L
N21	Gardner-Webb	3	36	A	L

1988 (5-5)

Head Coach Mike Ayers

S3	Catawba	31	44	H	L
S10	East Tennessee State	7	21	A	L
S17	Lenoir-Rhyne	31	9	H	W
S24	Savannah State	24	23	H	W
01	Presbyterian	13	38	H	L
08	Davidson	32	15	A	W
015	Newberry	36	10	A	W
029	VMI	17	18	A	L
N5	William & Mary	14	30	A	L
N12	Salem	45	0	H	W

1989 (6-5)

Head Coach Mike Ayers

S2	West Georgia	16	17	H	L
S9	The Citadel	21	42	A	L
S16	Lenoir-Rhyne	41	34	A	W
S23	Catawba	10	0	H	W
S30	Presbyterian	22	24	A	L
07	New Haven	13	41	A	L
014	Newberry	49	10	H	W
021	Furman	7	42	A	L
028	Davidson	51	0	H	W
N4	Kentucky State	45	0	A	W
N11	West Virginia Tech	55	7	H	W

1990 (9-3)

Head Coach Mike Ayers

S 1	Elon	26	7	A	W
S 8	Kentucky State	38	21	H	W
S 15	Lenoir-Rhyne	41	24	H	W
S 22	Catawba	14	12	A	W
S 29	Presbyterian	41	15	H	W
O 6	West Georgia	27	25	A	W
O 13	Newberry	39	33	A	W
O 20	Central Conn. St	62	30	H	W
O 27	Jacksonville State	7	21	H	L
N 3	East Tennessee State	64	46	A	W
N 10	The Citadel	14	48	A	L
N 17	Mississippi College*	19	70	A	L

* NCAA Division II Playoffs

1991 (9-3)

Head Coach Mike Ayers

S 7	Elon	21	14	H	W
S 14	The Citadel	15	12	A	W
S 21	Lenoir-Rhyne	13	9	A	W
S 28	Catawba	22	16	H	W
O 5	Presbyterian	42	24	A	W
O 12	West Georgia	42	49	H	L
O 19	Newberry	49	6	H	W
O 26	Winston-Salem State	42	35	A	W
N 2	Jacksonville State	7	51	A	L
N 9	New Haven	42	21	H	W
N 1	Cheyney	52	6	H	W
N 23	Mississippi College*	15	28	H	L

* NCAA Division II Playoffs

1992 (6-5)

Head Coach Mike Ayers

S 5	Elon	27	41	A	L
S 12	The Citadel	13	30	A	L
S 19	Lenoir-Rhyne	28	35	H	L
S 26	Catawba	42	17	A	W
O 3	Presbyterian	27	41	H	L
O 10	Lees-McRae	77	7	H	W
O 17	Newberry	34	16	A	W
O 24	Wingate	24	17	H	W
O 31	Winston-Salem State	52	35	H	W
N 7	VMI	13	44	A	L
N 14	Bowie State	24	22	H	W

1993 (7-3-1)

Head Coach Mike Ayers

S 4	The Citadel	20	6	A	W
S 11	Wingate	17	21	H	L
S 18	Furman	14	14	A	T
S 25	Catawba	31	30	H	W
O 2	Presbyterian	20	13	A	W
O 9	Lees-McRae	46	13	H	W
O 16	Newberry	29	3	H	W
O 23	Lenoir-Rhyne	24	27	A	L
O 30	UAB	11	23	H	L
N 6	Elon	18	7	H	W
N 13	Charleston Southern	21	9	A	W

1994 (5-6)

Head Coach Mike Ayers

S 3	Gardner-Webb	20	14	H	W
S 10	The Citadel	3	31	A	L
S 17	Lenoir-Rhyne	26	45	H	L
S 24	Catawba	42	7	A	W
O 1	Presbyterian	7	10	H	L
O 8	UAB	27	34	A	L
O 15	Newberry	13	29	A	L
O 22	Wingate	37	22	H	W
O 29	Winston-Salem State	10	23	A	L
N 5	Elon	21	17	A	W
N 12	Charleston Southern	54	33	H	W

1995 (4-7)

Head Coach Mike Ayers

S 2	Lenoir-Rhyne	23	19	A	W
S 9	The Citadel	10	27	A	L
S 16	Furman	0	38	A	L
S 23	Catawba	20	21	H	L
S 30	Presbyterian	21	20	A	W
O 7	UAB	0	28	A	L
O 14	Newberry	15	17	H	L
O 21	Liberty	0	37	A	L
N 4	Elon	16	20	H	L
N 11	Charleston Southern	31	23	A	W
N 18	Dayton	55	24	H	W

1996 (6-5)

A 29	Youngstown State	0	28	A	L
S 7	Lenoir-Rhyne	35	7	H	W
S 14	Western Carolina	6	24	A	L
S 21	Furman	3	33	A	L
O 5	Presbyterian	34	7	H	W
O 12	Morehead State	41	14	H	W
O 19	Newberry	48	13	A	W
N 2	Samford	14	20	A	L
N 9	Dayton	14	38	A	L
N 16	Charleston Southern	43	15	H	W
N 23	The Citadel	26	21	A	W

1997 (3-7, 2-6 SoCon)

Head Coach Mike Ayers

S 6	VMI*	23	13	H	W
S 20	Georgia Southern*	7	22	H	L
O 4	Chattanooga*	17	20	A	L
O 11	Morehead State	35	37	A	L
O 18	Western Carolina*	17	7	A	W
O 25	Appalachian State*	21	26	H	L
N 2	The Citadel*	3	7	A	L
N 8	East Tennessee State*	28	31	H	L
N 25	Furman*	7	28	A	L
N 22	Charleston Southern	51	21	H	W

1998 (4-7, 3-5 SoCon)

Head Coach Mike Ayers

S 12	The Citadel*	14	20	H	L
S 19	Georgia Southern*	10	45	A	L
S 26	Charleston Southern	20	0	H	W
O 3	Chattanooga*	3	31	H	L
O 10	VMI*	42	20	A	W
O 17	Western Carolina*	17	10	H	W
O 24	Appalachian State*	6	31	A	L
O 31	Lehigh	0	26	A	L
N 7	East Tennessee State*	24	45	A	L
N 14	Furman*	40	20	H	W
N 21	Marshall	27	29	A	L

1999 (6-5, 5-3 SoCon)

Head Coach Mike Ayers

S 11	Georgia Southern*	14	55	H	L
S 18	Middle Tennessee	42	52	A	L
S 25	Charleston Southern	35	13	H	W
O 2	Chattanooga*	41	34	A	W
O 9	VMI*	55	10	H	W
O 16	Western Carolina*	35	21	A	W
O 23	Appalachian State*	20	21	H	L
O 30	The Citadel*	47	16	A	W
N 6	East Tennessee State*	38	14	H	W
N 13	Furman*	3	30	A	L
N 20	Louisiana-Lafayette%	34	37	A	L

2000 (7-4, 5-3 SoCon)

Head Coach Mike Ayers

S 9	Lehigh	14	34	H	L
S 16	Georgia Southern*	17	24	A	L
S 23	Charleston Southern	24	10	A	W

S 30	Chattanooga*	41	33	H	W
O 7	VMI*	45	28	A	W
O 14	Western Carolina*	40	31	H	W
O 21	Appalachian State*	16	42	A	L
O 28	The Citadel*	31	10	H	W
N 4	East Tennessee State*	35	31	A	W
N 11	Furman*	18	27	H	L
N 18	Louisiana-Monroe	24	6	A	W

2001 (4-7, 3-5 SoCon)

Head Coach Mike Ayers

S 8	Clemson	14	38	A	L
S 22	Charleston Southern	35	10	H	W
S 29	Chattanooga*	26	29	A	L
O 6	VMI*	59	14	H	W
O 13	Western Carolina*	28	31	A	L
O 20	Appalachian State*	23	34	H	L
O 27	The Citadel*	13	0	A	W
N 3	South Carolina	14	38	A	L
N 10	Furman*	14	45	A	L
N 17	East Tennessee State*	24	3	H	W
N 24	Georgia Southern*	10	48	H	L

2002 (9-3, 6-2 SoCon)

Head Coach Mike Ayers

A 31	Newberry	48	0	H	W
S 14	South Carolina State	7	6	A	W
S 21	Georgia Southern*	14	7	A	W
S 28	Maryland	8	37	A	L
O 5	Chattanooga* %	27	21	H	W
O 12	VMI*	16	27	A	L
O 19	Western Carolina*	31	24	H	W
O 26	Appalachian State*	26	19	A	W
N 2	The Citadel*	27	14	H	W
N 9	East Tennessee State*	39	10	A	W
N 16	Furman*	21	23	H	L
N 23	Elon	34	9	A	W

2003 (12-2, 8-0 SoCon)

SOUTHERN CONFERENCE CHAMPIONS

NCAA PLAYOFFS

Head Coach Mike Ayers

A 30	Air Force	0	49	A	L
S 6	South Carolina State	35	13	H	W
S 20	Georgia Southern*	20	14	H	W
S 27	Catawba	28	3	H	W
O 4	Chattanooga*	42	14	A	W
O 11	Elon*	45	7	H	W
O 18	Western Carolina*	38	6	A	W
O 25	Appalachian State*	24	14	H	W
N 1	The Citadel*	42	16	A	W
N 8	East Tennessee State*	28	14	H	W
N 15	Furman*	7	6	A	W
N 29	North Carolina A&T^	31	10	H	W
D 6	Western Kentucky^	34	17	H	W
D 13	Delaware^	9	24	A	L

2004 (8-3, 4-3 SoCon)

Head Coach Mike Ayers

S 11	South Carolina State	24	22	A	W
S 18	Georgia Southern*	14	58	A	L
S 25	Johnson C. Smith	56	0	H	W

O 2	Chattanooga*	56	21	H	W
O 9	Elon*	27	13	A	W
O 16	Western Carolina*	15	12	H	W
O 23	Appalachian State*	17	38	A	L
O 30	The Citadel*	38	17	H	W
N 6	Gardner-Webb	49	17	H	W
N 13	Furman*	24	31	H	L
N 20	VMI	19	18	A	W

2005 (6-5, 3-4 SoCon)

Head Coach Mike Ayers

S 3	Georgetown (Ky.)	34	24	H	W
S 10	West Virginia	7	35	A	L
S 17	Georgia Southern*	21	17	H	W
O 1	Chattanooga*	13	25	A	L
O 8	Elon*	14	9	H	W
O 15	VMI	38	23	H	W
O 22	Appalachian State*	17	49	H	L
O 29	The Citadel*	28	10	A	W
N 5	Western Carolina*	0	24	A	L
N 12	Furman*	21	34	A	L
N 19	Gardner-Webb	56	42	A	W

2006 (7-4, 5-2 SoCon)

Head Coach Mike Ayers

S 2	South Carolina State	28	21	H	W
S 9	Coastal Carolina	38	41	H	L
S 16	South Carolina	20	27	A	L
S 30	Furman*	21	35	H	L
O 7	The Citadel*	28	20	H	W
O 14	Appalachian State*	7	14	A	L
O 21	Elon*	35	21	A	W
O 28	Western Carolina*	35	7	H	W
N 4	Georgia Southern*	28	10	A	W
N 11	Chattanooga*	55	0	H	W
N 18	Gardner-Webb	34	17	A	W

2007 (9-4, 5-2 SoCon)

SOUTHERN CONFERENCE CHAMPIONS

NCAA PLAYOFFS

Head Coach Mike Ayers

S 1	Georgetown (Ky.)	38	21	H	W
S 8	Charleston Southern	54	24	H	W
S 15	N.C. State	17	38	A	L
S 22	Appalachian State*	42	31	H	W
S 29	Furman*	45	20	A	W
O 6	The Citadel*	28	7	A	W
O 13	Gardner-Webb	52	17	H	W
O 20	Elon*	13	24	H	L
O 25	Western Carolina*	47	44	A	W
N 3	Georgia Southern*	35	38	H	L
N 10	Chattanooga*	42	16	A	W
N 24	Montana^	23	22	A	W
D 1	Richmond^	10	21	H	L

2008 (9-3, 7-1 SoCon)

Head Coach Mike Ayers

A 30	Presbyterian	38	21	H	W
S 6	Charleston Southern	41	23	H	W
S 20	South Carolina	13	23	A	L

YEAR-BY-YEAR RECORD

S27	Georgia Southern*	%	38	37	A	W
O11	Chattanooga*		56	7	H	W
O18	Western Carolina*		42	14	H	W
O25	Elon*		55	20	A	W
O31	Appalachian State*		24	70	A	L
N8	The Citadel*		33	28	H	W
N15	Samford*		28	7	A	W
N22	Furman*		35	10	H	W
N29	James Madison^		35	38	A	L

2009 (3-8, 2-6 SoCon)

Head Coach Mike Ayers

S5	South Florida		7	40	A	L
S12	Charleston Southern		42	14	H	W
S19	Wisconsin		14	44	A	L
S26	Chattanooga*		9	38	A	L
O3	Georgia Southern*		21	26	H	L
O17	Appalachian State*		34	44	H	L
O24	Western Carolina*		35	26	A	W
O31	Elon*		6	34	H	L
N7	The Citadel*		43	17	A	W
N14	Samford*		24	27	H	L
N21	Furman*		21	58	A	L

2010 (10-3, 7-1 SoCon)

SOUTHERN CONFERENCE CHAMPIONS

NCAA PLAYOFFS

Head Coach Mike Ayers

S4	Ohio University		10	33	A	L
S11	Charleston Southern		32	23	A	W
S18	Union (Ky.)		48	10	H	W
O2	Furman*		38	17	H	W
O9	Georgia Southern*		33	31	A	W
O16	Western Carolina*		45	14	H	W
O23	Elon*		28	21	A	W
O30	The Citadel*		35	0	H	W
N6	Samford*		10	3	A	W
N13	Appalachian State*		13	43	A	L
N20	Chattanooga*		45	14	H	W
D4	Jacksonville State^		17	14	A	W
D11	Georgia Southern^		20	23	H	L

2011 (8-4, 6-2 SoCon)

NCAA PLAYOFFS

Head Coach Mike Ayers

S3	Presbyterian		35	28	A	W
S10	Clemson		27	35	A	L
S24	Samford*		38	23	H	W
O1	Appalachian State*		28	14	H	W
O8	The Citadel*		43	14	A	W
O15	UVa.-Wise		47	14	H	W
O22	Furman*		21	26	A	L
O29	Elon*		48	28	H	W
N5	Western Carolina*		42	24	A	W
N12	Georgia Southern*		10	31	H	L
N19	Chattanooga*		28	27	A	W
D3	Northern Iowa^		21	28	A	L



2010 Southern Conference Champions

2012 (9-4, 6-2 SoCon)

SOUTHERN CONFERENCE CHAMPIONS

NCAA PLAYOFFS

Head Coach Mike Ayers

S1	Gardner-Webb		34	7	A	W
S8	Lincoln		82	0	H	W
S15	Western Carolina*		49	20	H	W
S29	Elon*		49	24	A	W
O6	Furman*		20	14	H	W
O13	Georgia Southern*		9	17	A	L
O20	Appalachian State*		38	28	A	W
O27	The Citadel*		24	21	H	W
N3	Samford* (2 OT)		17	24	A	L
N10	Chattanooga* (OT)		16	13	H	W
N17	South Carolina		7	24	A	L
D1	New Hampshire^		23	7	H	W
D8	North Dakota State^		7	14	A	L

2013 (5-6, 4-4 SoCon)

Head Coach Mike Ayers

A31	Baylor		3	69	A	L
S7	The Citadel*		21	10	A	W
S14	Georgia Southern*		30	20	A	W
S21	Gardner-Webb		0	3	H	L
O5	Presbyterian		55	14	H	W
O12	Elon*		31	27	H	W
O19	Western Carolina*		21	17	A	W
O26	Samford*		27	34	H	L
N9	Chattanooga*		10	20	A	L
N16	Appalachian State*		21	33	H	L
N23	Furman*		14	27	A	L

2014 (6-5, 4-3 SoCon)

Head Coach Mike Ayers

A30	Georgia Tech		19	38	A	L
S13	North Greenville		42	27	H	W
S20	Gardner-Webb		36	43	A	L
S27	UVa.-Wise		49	15	H	W
O4	The Citadel*		17	13	H	W
O11	Western Carolina*		14	26	A	L
O18	Samford*		24	20	A	W

O25	VMI*		38	3	H	W
N8	Chattanooga*		13	31	A	L
N15	Furman*		14	31	A	L
N22	Mercer*		34	6	H	W

2015 (5-6, 3-4 SoCon)

Head Coach Mike Ayers

S5	Clemson		10	49	A	L
S12	Tennessee Tech		34	14	H	W
S19	Idaho		38	41	A	L
S26	Gardner-Webb		16	0	H	W
O3	Mercer* (OT)		34	33	A	W
O10	The Citadel*		12	39	A	L
O17	Western Carolina*		17	24	H	L
O24	Chattanooga*		17	20	H	L
O31	VMI*		41	20	A	W
N14	Samford*		27	37	H	L
N21	Furman*		38	28	H	W

2016 (10-4, 6-2 SoCon)

NCAA PLAYOFFS

Head Coach Mike Ayers

S1	Tennessee Tech		21	7	A	W
S10	Ole Miss		13	38	A	L#
S17	Johnson C. Smith		59	0	H	W
S24	East Tennessee State*		31	0	H	W
O1	Samford*		26	28	A	L
O8	Western Carolina*		31	19	A	W
O22	The Citadel* (OT)		21	24	H	L
O29	Mercer*		31	21	H	W
N5	Furman*		34	27	A	W
N12	Chattanooga*		36	28	A	W
N19	VMI*		17	0	H	W
N26	Charleston Southern^		15	14	H	W
D3	The Citadel^		17	3	A	W
D10	Youngstown St. (OT)		23	30	A	L

2017 (10-3, 7-1 SoCon)

SOUTHERN CONFERENCE CHAMPIONS

NCAA PLAYOFFS

Head Coach Mike Ayers

S2	Furman*		24	23	H	W
S9	Mercer*		28	27	A	W
S23	Gardner-Webb		27	24	H	W
S30	Presbyterian		31	7	A	W
O7	Western Carolina*		35	28	H	W
O14	The Citadel*		20	16	A	W
O21	Samford*		21	24	H	L
O28	East Tennessee State*		31	24	A	W
N4	Chattanooga*		24	21	H	W
N11	VMI*		45	14	A	W
N18	South Carolina		10	31	A	L
D2	Furman^		28	10	H	W
D9	North Dakota State^		10	42	A	L

2018 (9-4, 6-2 SoCon)

SOUTHERN CONFERENCE CHAMPIONS

NCAA PLAYOFFS

Head Coach Josh Konklin

S1	The Citadel*		28	21	H	W
S8	VMI*		59	14	H	W
S15	Wyoming		14	17	A	L
S29	Gardner-Webb		45	14	A	W
O6	Chattanooga		21	10	A	W
O13	Furman*		14	34	A	L
O20	East Tennessee State*		30	17	H	W
O27	Mercer*		42	21	H	W
N3	Samford*		20	35	A	L
N10	Western Carolina*		38	23	A	W
N17	Presbyterian		45	21	H	W
N24	Elon^		19	7	H	W
D1	Kennesaw State^		10	13	A	L

* Southern Conference game

% Overtime

^ NCAA Division I-AA/FCS Playoff game

Win vacated by Ole Miss due to NCAA violations

N1- game played in Orangeburg, S.C.



2012 Southern Conference Champions




2017 Southern Conference Champions


TERRIERS YEAR BY YEAR

Year	W	L	T	Pct	Pts	Opp	1941	4	6	0	.400	115	207	1982	8	3	0	.727	317	149
1889	2	0	0	1.000	7	2	1942	2	5	0	.286	91	144	1983	6	5	0	.545	200	207
1890	0	2	0	.000	2	40	1943-45	No Team						1984	2	9	0	.182	141	265
1891-92	No Team						1946	1	8	0	.111	68	254	1985	3	8	0	.273	209	271
1893	0	1	0	.000	4	18	1947	6	5	0	.545	142	98	1986	4	6	1	.409	183	252
1894	0	1	0	.000	0	10	1948	4	0	5	.722	102	45	1987	1	10	0	.091	87	287
1895	3	1	0	.750	64	34	1949	11	1	0	.917	353	67	1988	5	5	0	.500	250	208
1896	2	2	0	.500	12	54	1950	7	2	1	.750	213	95	1989	6	5	0	.545	330	217
1897-99	No Team						1951	6	3	1	.650	177	140	1990	9	3	0	.750	373	282
1900	1	2	1	.375	17	43	1952	6	5	0	.545	189	260	1991	9	3	0	.750	347	243
1901	2	3	0	.400	40	96	1953	6	4	1	.591	163	121	1992	6	5	0	.545	361	305
1902-13	No Team						1954	8	2	0	.800	241	89	1993	7	3	1	.682	251	166
1914	1	6	1	.188	32	219	1955	7	4	0	.636	190	135	1994	5	6	0	.455	260	265
1915	3	5	0	.375	43	142	1956	7	3	0	.700	255	161	1995	4	7	0	.363	191	274
1916	2	7	0	.222	63	224	1957	8	2	0	.800	177	106	1996	6	5	0	.545	264	220
1917	5	4	0	.556	152	114	1958	3	7	0	.300	178	195	1997	3	7	0	.300	209	212
1918	0	3	0	.000	0	46	1959	5	5	0	.500	124	178	1998	4	7	0	.364	203	277
1919	3	2	1	.583	76	27	1960	5	3	0	.625	117	132	1999	6	5	0	.545	364	303
1920	0	8	1	.056	21	237	1961	5	4	2	.545	216	184	2000	7	4	0	.636	305	276
1921	2	7	0	.222	69	330	1962	2	8	0	.200	148	224	2001	4	7	0	.363	260	290
1922	2	7	0	.222	25	200	1963	4	6	0	.400	143	146	2002	9	3	0	.750	298	197
1923	6	3	0	.667	115	105	1964	6	4	0	.600	153	114	2003	12	2	0	.857	383	207
1924	3	7	0	.300	41	137	1965	5	4	0	.556	181	142	2004	8	3	0	.727	339	247
1925	3	7	0	.300	134	76	1966	6	3	1	.650	203	162	2005	6	5	0	.545	249	292
1926	2	8	0	.200	70	182	1967	4	6	0	.400	175	222	2006	7	4	0	.636	329	213
1927	2	4	3	.389	102	132	1968	4	7	0	.364	183	252	2007	9	4	0	.692	444	323
1928	7	2	1	.750	108	78	1969	9	2	0	.818	423	191	2008	9	3	0	.750	438	298
1929	3	6	0	.333	77	117	1970	11	1	0	.917	373	202	2009	3	8	0	.272	256	368
1930	2	9	0	.182	67	164	1971	6	4	0	.600	205	157	2010	10	3	0	.769	376	246
1931	4	5	0	.444	63	131	1972	6	4	0	.600	196	155	2011	8	4	0	.667	388	292
1932	3	6	1	.350	83	149	1973	4	6	1	.409	320	274	2012	9	4	0	.692	375	216
1933	3	6	0	.333	67	187	1974	7	4	0	.636	231	166	2013	5	6	0	.454	233	274
1934	4	4	1	.500	135	117	1975	7	3	1	.682	169	150	2014	6	5	0	.545	300	253
1935	4	4	1	.500	82	117	1976	4	7	0	.363	123	224	2015	5	6	0	.454	284	305
1936	1	7	1	.167	65	208	1977	7	3	1	.682	175	147	2016	10	4	0	.714	375	239
1937	2	7	0	.222	39	202	1978	3	8	0	.273	194	272	2017	10	3	0	.769	334	291
1938	0	8	1	.056	14	121	1979	5	5	0	.500	263	272	2018	9	4	0	.692	385	247
1939	1	5	3	.278	24	79	1980	7	2	2	.727	259	167	Totals	545	508	36	.517	20391	20185
1940	3	4	2	.444	93	112	1981	6	5	0	.545	266	245							

ALL-TIME COACHING RECORDS



Buddy Sasser




Conley Snidow

Coach (Alma mater)	Seasons	Years	W	L	T	Pct
Edwin Kerrison (Yale)	1	1889	2	0	0	1.000
William Wertenbaker	1	1895	3	1	0	.750
J. Norman Walker	1	1901	2	3	0	.400
Curtis McCoy	1	1914	1	6	1	.188
Harvey Hester (Florida)	1	1915	3	5	0	.375
Leslie Moser	2	1916-17	7	10	0	.412
Bernard Peters (Pittsburgh)	1	1918	0	3	0	.000
J.P. (Rip) Major (Auburn '12)	6	1919, '22-26	19	34	1	.361
John F. Gorsuch (Kenyon)	1	1920	0	8	1	.056
John R. Gilroy (Georgetown)	1	1921	2	7	0	.222
Tommy Scaffe (Navy '19)	7	1927-33	24	38	5	.396
Jules Carson (Clemson '14)	8	1934-41	19	45	9	.322
Ted Petoskey (Michigan '34)	2	1942,46	3	13	0	.188
Phil Dickens (Tennessee '37)	6	1947-52	40	16	7	.691
Conley Snidow (Roanoke '38)	14	1953-66	77	59	4	.564
Jim Brakefield (Centre '41)	4	1967-70	28	16	0	.636
Jack Peterson (Ashland '58)	3	1971-73	16	14	1	.532
Steve Satterfield (South Carolina '60)	3	1974-76	18	14	1	.561
Buddy Sasser (North Carolina '58)	6	1977-82	36	26	3	.577
Bill Parker (South Carolina '58)	2	1983-84	8	14	0	.364
Rick Gilstrap (Clemson '72)	3	1985-87	8	24	1	.258
Mike Ayers (Georgetown, KY '74)	30	1988-2017	207	137	1	.601
Josh Conklin (Dakota State '03)	1	2018-	9	4	0	.692



Phil Dickens



Mike Ayers

FLORIDA STATE 19, WOFFORD 6

Shrine Cigar Bowl • Jan. 2, 1950 • Tampa, Florida

The 1949 Wofford football team completed its regular season with an 11-0 record, before suffering a shocking 19-6 loss to Florida State in the Cigar Bowl.

The Cigar Bowl would be the first-ever bowl game for Florida State. The Terriers did rebound from the upset to the Seminoles to post a 19-14 victory over Auburn in the 1950 season opener.

Under head coach Phil Dickens, the 1949 Wofford football team outscored its opponents by a 353-67 margin. Included in the victory total was a school record 83 points in an 83-13 win over High Point.

The loss also snapped a 23-game unbeaten streak for the Terriers dating back to the 1947 campaign. Wofford opened the 1948 season with a national record five straight ties on the way to a 4-0-5 mark. The Terriers closed the 1947 season with three straight victories.

Among the members of the 1949 team were Allen Clark and Wade Corn, grandfathers of recent Wofford football players Al Clark III and Chase Corn, as well as Willie Varner, who would become a legendary football coach at Woodruff (SC) High School.

1950 CIGAR BOWL

Red Parrish scored twice and Buddy Strauss rushed for 132 yards to give three-touchdown underdog Florida State a 19-6 upset victory over Wofford before a Cigar Bowl record crowd of 14,000 fans at Phillips Stadium in Tampa, FL.

The loss snapped Wofford's 15-game winning streak and 23-game unbeaten run dating back to the 1947 campaign.

The Terriers scored only moments into the contest to take a 6-0 lead. After Bill Thurston blocked a Florida State punt, Vernon Quick recovered the ball at the one-yard line and carried it into the end zone for the Wofford touchdown.

For the balance of the first quarter, Florida State mounted several drives that stalled around midfield. The Terriers then put together their first offensive threat in the second quarter. However, the drive

ended with an interception at the Seminole 16-yard line that was promptly returned to the Terrier 20. Shortly after, Parrish scored the first of his two touchdowns on a four-yard run to even the game at 6-6.

Late in the first half, an interference penalty on the Terriers gave Florida State the ball in Wofford territory to set up a go-ahead score as the Seminoles took a 13-6 lead.

The third quarter was a defensive battle with neither team able to mount a serious scoring threat.

In the fourth quarter, a Seminole punt pinned Wofford deep in its own territory. After the Terriers fumbled on their 8-yard line, the Wofford defense utilized a goal-line stand to remain in the contest. Parrish was stopped a foot short of the end zone on fourth down.

Unable to move the ball out of the deep hole, Wofford was forced to punt which gave the Seminoles excellent field position with just minutes remaining. With only seconds showing on the clock, Parrish sliced in from five yards out to seal Florida State's upset win.



1949 WOFFORD ROSTER

- Dennis Barbare, E/K, Greenville, SC
- Charles Blakely, E, Chester, SC
- Jimmy Brock, B, Spartanburg, SC
- Bobby Cannon, C, Spartanburg, SC
- Dean Cannon, E, Spartanburg, SC
- John Chambers, C, Kannapolis, NC
- Elrod Cheatham, B, Knoxville, TN
- John Clabo, B, Knoxville, TN
- Allen Clark, E, Spartanburg, SC
- Phil Clark, B, Spartanburg, SC
- Wade Corn, G, Spartanburg, SC
- John Cottingham, G, Charleston, SC
- Bill Creech, T, N. Augusta, SC
- Gene Elam, G, Spartanburg, SC
- John Fleming, B, Augusta, GA
- Luther Glenn, B, Greenville, SC
- Jimmy Gordon, E, Mullins, SC
- Elby Hammett, T, Spartanburg, SC
- Bob Harrison, B, Waycross, GA
- Junior Harrison, B, Waycross, GA
- Earl Hoffmeister, E, Knoxville, TN
- Jim Hudson, C, Hendersonville, NC
- Gene Huff, G, Knoxville, TN
- Doug Loveday, E, Middlesboro, KY
- Glenn Miller, G, Greer, SC
- Gerald Moody, E, Dillon, SC
- Harvey Moyer, C, Knoxville, TN
- Joe Pate, E, Birmingham, AL
- Bob Pollard, G, Knoxville, TN
- Bob Prevatte, B, Laurinburg, NC
- Vernon Quick, G, Laurinburg, NC
- Dave Rice, B, Greenwood, SC
- Webber Rowell, B, Andres, SC
- Sammy Sewell, B, Spartanburg, SC
- Stuart Shuford, T, Walhalla, SC
- Bob Starnes, B, Chester, SC
- Bill Thomas, T, Laurinburg, NC
- Bill Thurston, T, Spartanburg, SC
- Willie Varner, T, Spartanburg, SC
- John Visklosy, T, Republic, PA
- Phil Walpole, B, John's Island, SC
- Jack Whitted, B, Panama City, FL
- Dillard Whittier, B, Rockwood, TN
- David Williamson, B, Rock Hill, SC

TEXAS A&I 48, WOFFORD 7

NAIA Championship Bowl • Dec. 12, 1970 • Greenville, S.C.

Under head coach Jim Brakefield, the 1970 football team won a school record 20 consecutive games en route to a No. 1 national ranking and a berth in the NAIA championship game.

After closing the 1969 campaign with nine straight victories, the Terriers swept through the 1970 regular season with a 10-0 record before defeating West Liberty State in an NAIA semifinal contest. Although Wofford lost to Texas A&I in the national champion game, the Terriers still finished the season with an 11-1 mark and a No. 4 ranking.

All-state quarterback Harold Chandler set school records for passing yards (1,610), completion percentage (59.5), touchdowns (11), and total offense (1,852).

In the 12-6 semifinal win over West Liberty, Bobby Jordan accounted for the Terrier offense with scoring runs of four and 61 yards. Defensively, Dean Lemler tied an NAIA semifinal game record with two interceptions.

Clifford Boyd topped Wofford on the season with 1,022 yards rushing. He became the first Terrier to rush for over 1,000 yards in consecutive seasons. Bobby Jordan scored 13 touchdowns as a senior in 1970 to graduate as Wofford's career leader with 36 touchdowns. Skip Corn had a team-high 46 receptions for 700 yards and eight touchdowns.


Ray Monroe supplied good field position for the Terriers with a 25.9 kickoff return average, including a school record 96-yard return against Newberry. Placekicker Randy Bringman set a Wofford mark with 34 consecutive extra-points made.

1970 NAIA CHAMPIONSHIP BOWL

The Terriers found themselves outmanned in the NAIA Championship Bowl as their school record 20-game winning streak came to an end with a 48-7 loss to defending champion Texas A&I before a crowd

of 12,625 at Sirmine Stadium in Greenville, SC. The usually formidable Terrier offense was held to 54 yards rushing and 100 passing, while the Javelinas totaled 574 yards of offense. Texas A&I took a 21-0 halftime lead and then put the game away with four touchdowns in the third quarter.

"Texas A&I simply played better football and they won on their play," Chandler said. "They have a good team and they played very well this afternoon. We made mistakes and they took advantage of them. They made mistakes and we did not capitalize."



1970 WOFFORD ROSTER

- Monty Allen, OT, Augusta, GA
- Sterling Allen, OG, Florence, SC
- Boogie Ayers, LB, Marietta, GA
- Dooley Bizzell, OE, Virginia Beach, VA
- Tom Bower, OG, Roswell, GA
- Clifford Boyd, FB, Fort Mill, SC
- Randy Bringman, PK, Pendleton, SC
- Skip Corn, SE, Spartanburg, SC
- Harold Chandler, QB, Belton, SC
- David Creasy, TE, Highland Springs, VA
- David Currie, HB, Norfolk, VA
- Keith Dyer, LB, Norfolk, VA
- Bill Fenters, DT, Manning, SC
- John Harris, OG, Springfield, VA
- Jimmy Johnson, DB, Waynesboro, GA
- Bobby Jordan, HB, Florence, SC
- Terry Laney, DE, Virginia Beach, VA
- Dean Lemler, DB, Avon Park, FL
- Henry Medlock, DE, Clemson, SC
- David Miller, DB, Canton, NC
- John Miller, DT, Dillon, SC
- Ray Monroe, HB, Spartanburg, SC
- Scott Morris, OG, Spartanburg, SC
- Pete Nixon, DT, Virginia Beach, VA
- Bill Reese, C, Thomson, GA
- Glenn Reese, DE, Thomson, GA
- Mike Roebuck, OT, Shelby, NC
- Stanley Scarborough, FB, Baxter, GA
- George Tyson, QB, Florence, SC
- Dale Vezey, C, Gainesville, GA
- Scooter White, PT, Sumter, SC
- Chuck Whitt, DB, Atlanta, GA
- Ed Wile, DB, Wooster, OH
- Ronnie Wilson, MG, Gainesville, GA
- Eddy Woody, QB, Marietta, GA

MISSISSIPPI COLLEGE 70, WOFFORD 9

NCAA Division II Playoffs • Nov. 17, 1990 • Clinton, Miss.

Playing in its first-ever NCAA playoff game, Wofford was in the process of stunning the Division II football ranks with its halftime lead over Mississippi College, before a 56-point second-half explosion by the Choctaws ended the Terriers' season.

Mississippi was the defending national champions and No.2-ranked team entering the contest.

After falling behind 14-3, the Terriers took a 17-14 advantage at the intermission after putting together a pair of 14-play scoring drives that covered 80 and 81 yards, respectively. Keith Green scored from three and two yards out as Wofford had Mississippi on the ropes.

Aaron Allen had a career-high 106 yards on 20 carries to lead the Terriers' ground attack.

Fred McAfee, a future No.6-round draft choice of the New Orleans Saints, gained 145 of his 182 yards in the second half for the Choctaws.



Aaron Allen rushed for a career-high 106 yards against Mississippi College in 1990.

Wofford	3	14	0	2	19
Mississippi College	14	0	28	28	70

	Wofford	MC
First Downs	16	25
Rushing Yardage	204	397
Passing Yardage	143	193
Total Yardage	347	590
Passes	19-9-2	13-10-0
Punts/Avg.	4/41.8	2/14.0
Fumbles/Lost	2/2	2/0
Return Yardage	0	56
Yards Penalized	2-30	1-5

Individual Stats

Rushing	Att	Net	TD	Long
Aaron Allen	20	106	0	28
Keith Green	13	58	2	26
Freddie Brown	7	23	0	7
Tony Shell	1	11	0	11
Rod Garner	5	10	0	5
A.J. Jennings	5	8	0	3
Jay Hampton	8	(12)	0	6
TOTALS	59	204	2	28

Passing	Att	Comp	Int	Yds	TD	Lng	Sks
Jay Hampton	17	9	1	143	0	41	1
Jud Heldreth	1	0	0	0	0	0	0
Keith Green	1	0	1	0	0	0	0
TOTALS	19	9	2	143	0	41	1

Receiving	No	Yds	TD	Lng
Tony Shell	3	56	0	41
Anthony Cloud	1	41	0	41
Darrin Goss	2	21	0	14
Ed Pinckney	2	20	0	11
Keith Green	1	5	0	5

MISSISSIPPI COLLEGE 28, WOFFORD 15

NCAA Division II Playoffs • Nov. 23, 1991 • Snyder Field


SPARTANBURG – Keven Woodson and Kevin Blackmon had touchdown runs to highlight a 14-point second quarter as Mississippi College defeated Wofford, 28-15, in a first round NCAA Division II playoff game.

It was the second straight year that the Choctaws eliminated the Terriers from postseason play.

Wofford scored first when freshman kicker Brian Porzio made a 21-yard field goal with 6:22 remaining in the opening quarter.

The Terriers battled back from a 28-3 deficit on a 75-yard touchdown strike from Shawn Graves to Darrin Goss and a three-yard halfback option pass on a fourth-and-goal play from Aaron Allen to Todd Arnold.

Wofford failed twice to score inside the Mississippi 10-yard line. The Terriers drove to the three at the close of the first half and were at the 10 with just over three minutes left in the game.



Darrin Goss caught a 75-yard touchdown pass from Shawn Graves against Mississippi College in 1991.

Mississippi College	7	14	7	0	28
Wofford	3	0	6	6	15

	Wofford	MC
First Downs	17	15
Rushing Yardage	189	279
Passing Yardage	177	98
Total Yardage	366	377
Passes	9-13-0	9-12-0
Return Yardage	-1	44
Fumbles/Lost	2-2	1-1
Punts	5-146	4-134
Penalties	7-45	4-35

Individual Stats

Rushing	Att	Net	TD	Long
Brian Taylor	12	57	0	9
Shawn Graves	19	56	0	18
Darrin Goss	8	42	0	11
Aaron Allen	8	28	0	11
Clarence Robinson	1	5	0	5
Anthony Jennings	2	3	0	2
Roy Pinckney	1	(2)	0	(2)

Passing	Att	Comp	Int	Yds	TD	Long	Sacks
Shawn Graves	12	8	0	174	1	75	0
Aaron Allen	1	1	0	3	1	3	0

Receiving	No	Yds	TD	Long
Darrin Goss	1	75	1	75
Roy Pinckney	3	58	0	25
Bob Umberg	2	31	0	17
Derek Brown	1	12	0	12
Todd Arnold	1	3	1	3
Shawn Graves	1	(2)	0	(2)

WOFFORD 31, NORTH CAROLINA A&T 10

NCAA Division I-AA Playoffs • Nov. 29, 2003 • Gibbs Stadium

SPARTANBURG -- Quarterback Jeff Zolman and Southern Conference Freshman of the Year Kevious Johnson both had career-high rushing performances as the SoCon champion Wofford Terriers defeated Mid-Eastern Athletic Conference champion North Carolina A&T, 31-10, in the opening round of the Division I-AA playoffs in Spartanburg, S.C.

The game was played before an estimated crowd of 10,500 at Gibbs Stadium.

All of Wofford's offense came on the ground as the Terriers ran for 370 yards, its second-best effort of the season, against a North Carolina A&T defense that ranked eighth in the nation in rushing defense (97.9 yards per game). Wofford attempted just two passes and both were incomplete.

Zolman had 141 yards and two touchdowns on 12 carries. He had a pair of 44-yard runs in addition to scoring on carries of five and four yards. Johnson had 106 yards on 11 attempts as he had a career-best day for the third time in the last four games.

With the game scoreless in the first quarter and the Aggies (10-3) driving at the Terrier 24, Wofford free safety and SoCon Defensive Player of the Year Matt Nelson made a leaping interception in the end zone for his sixth pick of the season.

The Terriers took a 7-0 lead when they drove 59 yards in eight plays, capped by a J.R. McNair 6-yard scoring run, with 8:27 left in the second quarter. Johnson had a 21-yard gain on the first play of the series.

On the Aggies' ensuing possession, a Teddie Whitaker hit on a Micheaux Hollingsworth run forced a fumble that was recovered by Alex Love at the A&T 20-yard line. Four plays later, Nick Robinson kicked a 31-yard field goal to give Wofford a 10-0 lead with 5:27 left in the first half.

On its final series of the first half, North Carolina A&T drove to the Wofford 15 before Yonnick Matthews missed a 32-yard field goal.

A 44-yard Zolman run on the opening series of the second half keyed a 9-play, 80-yard scoring drive that gave Wofford a 17-0 lead. Zolman

scored from five yards out on a 3rd-and-goal rush.

North Carolina A&T answered with a 15-play, 59-yard drive to close within 17-7. Quarterback Orrick Watkins had a 3-yard touchdown run on a 4th-and-goal play with 4:48 to play in the third quarter.

Following a Wofford turnover, the Aggies trimmed their deficit to 17-10 when Matthews kicked a 25-yard field goal with 55 seconds left in the third quarter.

The Terriers responded with a season-long 17-play scoring drive to increase their lead to 24-10 with 9:02 left in the game. Wofford's 85-yard march to the end zone was keyed by a Zolman 4-yard rush on a 4th-and-1 at the Aggie 49-yard line. Zolman then capped the drive with a 4-yard touchdown run.

After Lee Basinger recorded a pair of sacks on North Carolina A&T's next possession, the Terriers took over at the Aggie 48-yard line. A Johnson 31-yard run on the first play of the series set up an 8-yard Corey Dunn touchdown carry as Wofford led 31-10 with 5:54 to play.

The Aggies were held to 85 yards rushing on 48 attempts (1.8 per carry). North Carolina A&T had 176 yards in the air for 261 total.

"I'm very proud of our guys' effort," Wofford coach Mike Ayers said. "Going into the ball game, we knew we were going to be facing a great challenge in A&T."



N.C. A&T	0	0	10	0	10
Wofford	0	10	7	14	31

Second Quarter

WOF - McNair 6 run (Robinson kick), 8:27
WOF - Robinson 31 field goal, 5:27

Third Quarter

WOF - Zolman 5 run (Robinson kick), 11:25
NCAT - Watkins 3 run (Matthews kick), 4:48
NCAT - Matthews 25 field goal, :55

Fourth Quarter

WOF - Zolman 4 run (Robinson kick), 9:02
WOF - Dunn 8 run (Robinson kick), 5:54

	Wofford	NC A&T
First Downs	18	17
Rushes - Yards	58 - 370	48 - 85
Passing Yards	0	176
Total Offense	370	261
Passes	2 - 0 - 0	24 - 14 - 1
Punts - Avg.	3 - 28.7	4 - 37.5
Fumbles - Lost	1 - 1	2 - 1
Penalties - Yards	3 - 25	5 - 27
Time of Possession	25:39	34:21

Wofford Individuals

Rushing

Zolman 12-141, K. Johnson 11-106, McNair 16-47, Jackson 7-45, Dunn 3-18, Rodgers 5-8, Nash 1-4, A. Johnson 3-1

Passing

Zolman 1-0-0, Rodgers 1-0-0

Receiving

N/A

WOFFORD 34, WESTERN KENTUCKY 17

NCAA Division I-AA Playoffs • Dec. 6, 2003 • Gibbs Stadium

SPARTANBURG -- Wofford quarterback Jeff Zolman rushed for 94 yards and three touchdowns as the Terriers defeated defending national champion Western Kentucky, 34-17, at Gibbs Stadium in Spartanburg, S.C., to advance to the semifinals of the Division I-AA playoffs.

In winning their 12th straight game, the Terriers (12-1) have set a single-season school record for victories.

Western Kentucky (9-4) took a 7-0 lead on the game's opening play as quarterback Justin Haddix hit Shannon Hayes on an 82-yard touchdown pass. The Terriers answered with touchdown drives on their next three series to take a 21-7 lead with 2:58 remaining in the first quarter.

"We played a great team in Western Kentucky," Wofford coach Mike Ayers said. "The kids didn't get down after the first touchdown. We've been a Cinderella all year. The Cinderella story lives. I believe in our kids and I believe in our coaches. Coach (Wade) Lang and coach (Nate) Woody did a great job with the game plan. We stayed consistent, we implemented the game plan, everybody played hard, and it worked."

A Zolman 5-yard scoring run capped an 11-play, 70-yard drive that pulled Wofford within 7-6. On the third play of the Hilltoppers' ensuing series, Jimmy Freland forced a fumble by Haddix that was recovered by Josh Smith at the Western Kentucky 32. Smith was starting in place of Timmy Thrift, Wofford's second-leading tackler with 117 stops, who missed the game due to injury.

Following Smith's recovery, the Terriers drove seven plays in 32 yards to take a 12-7 lead. A 2-point rush by Kevious Johnson increased Wofford's lead to 14-7 with 6:57 left in the first quarter.

Zolman's second touchdown of the day on a 1-yard sneak capped a 48-yard scoring drive that put the Terriers on top 21-7. Zolman had a 28-yard run to key the drive.

The Hilltoppers had a 4th-and-goal at the Wofford 1-yard line in the second quarter. With Western Kentucky set to go for the touchdown,

a false start pushed the ball back to the 6-yard line. Matt Lange then kicked a 22-yard field goal with 6:58 left in the first half to cut the Wofford lead to 21-10 at the intermission.

Wofford extended its lead to 27-10 with a season-best 8:05 scoring drive that was capped by a 1-yard Zolman run with 13:32 remaining. It capped a 16-play, 72-yard possession.

Western Kentucky answered with a 79-yard drive with Lerron Moore scoring from a yard out to cut the Terrier lead to 27-17 with 7:30 remaining.

Following a failed onside kick, the Terriers took possession at the Hilltopper 43. With Wofford facing a 4th-and-1 at the Western Kentucky 26, wide receiver Curtis Nash took a pitch on a reverse and raced into the end zone untouched.

McNair had 88 yards rushing while SoCon Freshman of the Year Kevious Johnson added 86 yards as the Terriers ran for 311 yards. Wofford added 20 yards passing on 2-of-4 attempts for 331 in total offense.

Western Kentucky had 345 yards total with 125 on the ground and 220 in the air. Only 263 yards came after the first play. Haddix was 15-of-35 passing and was picked off three times. Justin Franklin, Craig Thomas, and Alex Love had interceptions for Wofford.



WKU	7	3	0	7	17
Wofford	21	0	0	13	34

First Quarter

WKU - Hayes 82 pass from Haddix (Lange kick), 14:40
WOF - Zolman 5 run (Robinson kick failed), 10:56
WOF - McNair 1 run (K. Johnson rush), 6:57
WOF - Zolman 1 run (Robinson kick), 2:58

Second Quarter

WKU - Lange 22 field goal, 6:58

Fourth Quarter

WOF - Zolman 1 run (Robinson kick blocked), 13:32
WKU - Moore 1 run (Lange kick), 7:30
WOF - Nash 26 run (Robinson kick), 5:26

	Wofford	WKU
First Downs	19	15
Rushes - Yards	72 - 311	31 - 125
Passing Yards	20	220
Total Offense	331	345
Passes	4 - 2 - 1	36 - 16 - 3
Punts - Avg.	5 - 31.4	5 - 35.4
Fumbles - Lost	1 - 0	1 - 1
Penalties - Yards	1 - 10	5 - 35
Time of Possession	33:03	26:57

Wofford Individuals

Rushing

Zolman 21-94, McNair 22-88, K. Johnson 16-86, Nash 1-26, Rodgers 5-15, Jackson 2-5, A. Johnson 2-1, Dunn 1-(2), Team 2-(2)

Passing

Zolman 2-2-0, 20 yards; Rodgers 2-0-1

Receiving

Wood 2-20

DELAWARE 24, WOFFORD 9

NCAA Division I-AA Semifinals • Dec. 13, 2003 • Newark, Delaware

NEWARK, DE – The Wofford football team saw its season come to a close as it fell, 24-9, to Delaware in the Division I-AA national semifinals before a crowd of 14,351 in Newark, Del., and an ESPN2 audience.

The Terriers (12-2), making their first appearance on the national network, close the season with a school record 12 victories. Wofford saw its 12-game winning streak end as it lost for the first time since the Aug. 30 season opener at Air Force. Delaware (14-1) advances to the national championship game against Colgate.

Delaware took a 3-0 lead on its opening series when Brad Shushman kicked a 22-yard field goal. On its next series, the Blue Hens drove to the Terrier 22 before Walter Payton Award finalist Andy Hall was intercepted by Wofford inside linebacker Josh Smith.

The Terriers forced a 3-3 tie at the half when Nick Robinson kicked a career-long 40-yard field goal as time expired. It capped a 17-play, 58-yard drive that consumed 6:44. The key play was a 7-yard rush by Kevious Johnson on a 4th-and-2 at the Delaware 47. Trey Rodgers also had an 11-yard pass to Brian Rice on a 3rd-and-8 at the Wofford 34 and a 6-yard completion to Brandon Berry on a 3rd-and-5 at the Blue Hen 35.

Four-time All-SoCon punter Jimmy Miner did his best with six kicks averaging 46.3 yards. However, the Blue Hens had 56 return yards after the Terriers had surrendered just 80 yards on punt returns for the season entering the game.

After being forced to punt on its first two series of the second half, Delaware took a 10-3 lead when Germaine Bennett scored from two yards out with 3:42 to play in the third quarter. Bennett later added fourth-quarter scoring runs of five and 15 yards.

Blue Hen defensive end Shawn Johnson had 3.5 tackles for loss, including a sack. David Boler keyed the Delaware receiving corps with three catches for 45 yards. With Delaware leading just 10-3 in the fourth quarter, Hall scrambled and found Boler for an 18-yard completion on

a 3rd-and-8 at the Wofford 45.

The Terriers reached the end zone on the final play of the game as Rodgers connected with Rice on a 5-yard scoring pass. It capped a 13-play, 83-yard drive. With the Delaware fans rushing the field, the officials called the game and did not let the Terriers attempt the PAT or 2-point conversion.

“We faced an outstanding team,” Wofford coach Mike Ayers said. “They are very well coached and play hard. We had opportunities. When you play against a great team like that, you won’t get many. We just didn’t capitalize.”

“We competed hard. That last drive was an example of how our kids kept battling. All season long, we’ve played great defense. We just got a little worn down today, but kept battling. These guys are a lot like us. They play great defense and control the clock. This will be a great teaching tape for us as coaches and for our players. We had a great season. Some days, you just aren’t good enough. We hope to be back next year.”

Rodgers was 7-of-14 in the air for 65 yards. SoCon Freshman of the Year Kevious Johnson was the Terriers’ top rusher with 49 yards on 13 carries to finish with a team-best 823 yards on the season.



Wofford	0	3	0	6	9
Delaware	3	0	7	14	24

First Quarter

D - Shushman 22 field goal, 9:41

Second Quarter

W - Robinson 40 field goal, 0:00

Third Quarter

D - Bennett 2 run (Shushman kick), 3:42

Fourth Quarter

D - Bennett 5 run (Shushman kick), 6:41

D - Bennett 15 run (Shushman kick), 2:42

W - Rice 11 pass from Rodgers, 0:00

	Wofford	Delaware
First Downs	11	24
Rushes - Yards	44 - 136	50 - 258
Passing Yards	71	130
Total Offense	207	388
Passes	15 - 8 - 0	19 - 12 - 1
Punts - Avg.	6 - 46.3	2 - 28.0
Fumbles - Lost	0 - 0	2 - 0
Penalties - Yards	4 - 30	5 - 35
Time of Possession	26:48	33:12

Wofford Individuals

Rushing

K. Johnson 13-49, Rodgers 9-34, McNair 12-30, Dunn 2-12, Zolman 5-8, Berry 1-4, A. Johnson 1-3, Jackson 1-(4)

Passing

Rodgers 14-7-0, 65 yards, 1 TD; Zolman 1-1-0, 6 yards

Receiving

Wood 3-27, Rice 2-16, Nash 1-13, Regenthal 1-9, Berry 1-6

WOFFORD 23, MONTANA 22

NCAA FCS First Round • Nov. 24, 2007 • Washington-Grizzly Stadium

MISSOULA, Montana – Wofford College traveled west and came back home with a 23-22 win over previously undefeated Montana. Wofford will host a quarterfinal game next Saturday at Gibbs Stadium.

Wofford was led by Kevious Johnson with 145 yards rushing on 20 carries. Dane Romero, Andy Strickland and Michael Hobbs had touchdowns, while Patrick Mugan had a field goal. Montana was led by Lex Hilliard with 123 yards on 29 carries.

“I am proud of our players, proud of the staff and we hung together,” said head coach Mike Ayers. “The caliber of players and coaches here is something that we really admire. They are fundamentally sound and have no weakness. It was an awesome crowd that was tough and classy. We knew that to win, we were going to need to do it together. The kids kept playing and executing and the perimeter blocking was exceptional. The offense played well, and the defense came up big with limiting them to field goals.”

Montana won the opening coin toss and elected to defer to the second half. On the first play from scrimmage for the Terriers, Kevious Johnson fumbled which was recovered by the Grizzlies. The Wofford defense started strong and forced a three-and-out by the Montana offense. On the next drive by the Terriers, the offense gained one first down before Josh Collier was intercepted by Reggie Bradshaw.

The Terriers defense continued to stop the Grizzlies, as Jared McColough came up with a sack and Montana was forced to punt again. The Terriers offense settled down and drove 80 yards in 16 plays and scored on a 31-yard field goal by Patrick Mugan. Wofford took a 3-0 lead with 1:27 left in the first quarter.

Early in the second quarter, the Grizzlies were able to tie the game with a 37-yard field goal by Dan Carpenter at 14:45. Back on offense, Wofford was able to put together a nine play drive that was capped by a 3-yard touchdown run by Dane Romero at 10:07.

The Grizzlies scored on their next drive when Dan Carpenter made

a 25-yard field goal at 5:51 in the second quarter. Wofford was forced three-and-out on their next possession and punted. Following the punt, Montana scored on a nine yard pass from Cole Bergquist to Dan Beaudin with 24 seconds left in the half for a 13-10 lead.

Montana had the ball to start the second half. After gaining one first down, the Wofford defense held and on a fake punt prevented the first down. Following a first down gained by Josh Collier, the Terriers turned the ball over for the third time in the game when Collier was intercepted by Quinton Jackson.

After the turnover, the Terrier defense once again stepped up to the challenge and after a sack by Seth Goldwire forced a three-and-out. Wofford was able to gain three first downs, but were stopped on a fourth-and-six, turning the ball over on downs.

The Grizzlies drove to the Terriers one-yard line, but had to settle for a 24-yard field goal by Dan Carpenter for a 16-10 lead at 12:59 in the fourth quarter. After the score, Wofford was able to complete the first pass of the day, a 34-yard completion to Andy Strickland at 12:43 in the fourth quarter. The drive continued with a fourth-and-five from the six yard line when Josh Collier found Andy Strickland in the left corner of the endzone for the touchdown. The Terriers took a 17-16 lead with 7:47 left in the game.

The lead was short-lived as Lex Hilliard scored from one-yard out with six minutes to go in the game. The two-point conversion attempt was incomplete, giving Montana a 22-17 lead. Wofford responded with a six yard touchdown run up the middle by Michael Hobbs with only 32 seconds left in the game. The two-point attempt was ruled incomplete, giving the Terriers a 23-22 lead. The Grizzlies still had time, moving the ball to the 30-yard line with four seconds left. The 47-yard attempt by Dan Carpenter was wide left as time expired, giving Wofford the win.

Wofford	3	7	0	13	23
Montana	0	13	0	9	22

First Quarter

WOF –Patrick Mugan 31 field goal 1:27

Second Quarter

MONT – Dan Carpenter 37 field goal 14:45

WOF – Dane Romero 3 run (Mugan kick) 10:07

MONT – Dan Carpenter 25 field goal 5:51

MONT – Dan Beaudin 9 pass (Carpenter kick) 00:24

Fourth Quarter

MONT – Dan Carpenter 24 field goal 12:59

WOF – Andy Strickland 6 pass (Mugan kick) 7:47

MONT – Lex Hilliard 1 run (pass failed) 6:00

WOF – Michael Hobbs 6 run (pass failed) 00:32

	Wofford	Montana
First Downs	22	18
Rushes - Yards	60-333	38-114
Passing Yards	53	211
Total Offense	386	325
Passes	4-7-2	18-30-0
Punts - Avg.	1-39.0	3-43.7
Fumbles - Lost	1-1	0-0
Penalties - Yards	3-15	4-40
Time of Possession	32:32	27:28

Wofford Individuals

Rushing: Johnson 20-145, Hobbs 15-67 (1 TD), Romero 5-57 (1 TD), Collier 13-54, Marshall 4-9, Young 1-2, Joslin 2(-1)

Passing: Collier 4-7-2-53 (1 TD)

Receiving: Strickland 2-40 (1 TD), Joslin 1-8, Allen 1-5

RICHMOND 21, WOFFORD 10

NCAA FCS Quarterfinals • Dec. 1, 2007 • Gibbs Stadium

SPARTANBURG — Wofford College was defeated 21-10 by the University of Richmond on Saturday night at Gibbs Stadium. Richmond is now 11-2 on the season and will advance in the FCS Playoffs.

Wofford was led by Kevious Johnson with 89 yards on 16 carries and Andy Strickland with 98 yards on six catches. Wofford's lone touchdown was by Michael Hobbs. Richmond was led by Tim Hightower with 88 yards on 23 carries with two touchdowns and Kevin Grayson with eight catches for 92 yards.

"To tell you the truth it is exactly what we expected," said head coach Mike Ayers. "First and foremost Richmond has a quality program. Their kids are just like our guys, they are going to go out, they are going to compete, and do everything they can do to try to get it done. We had concerns with our match-up offensively versus defensively. They did some things that created some problems for us, and then we compounded the problem by making some mistakes; not executing on certain situations. It has been a great year; it has been a great ride. I'm not going to let this one loss take away from what we have accomplished for the long run this season."

Wofford had the opening kickoff, but turned it over on downs after an unsuccessful fourth-and-six play. Richmond drove into Terrier's territory, but with 5:31 left in the first quarter Andrew Howard missed a 34-yard field goal wide right.

The Terriers were then able to drive the ball, but Patrick Mugan missed a 42-yard field goal attempt with 19 seconds remaining in the first quarter. On the next drive by the Spiders, Seth Goldwire forced a fumble that was recovered by Brian Kemp. After the turnover, Wofford drove to the one-yard line, but had to settle for a 22-yard field goal by Patrick Mugan to take a 3-0 lead at 7:47 in the second quarter.

On the next drive by Richmond, Erid Ward found Joe Stewart alone in the back of the endzone for a 10-yard touchdown reception. Richmond took a 7-3 lead with 4:19 left in the second quarter. After

the touchdown, Wofford's Josh Collier had a pass intercepted by Michael Ireland and returned to the Terrier's 46-yard line with under three minutes to go in the half. But the Wofford defense held, and the Spiders missed a 39-yard field goal as time expired in the first half.

The Spiders opened the second half with the ball, and after picking up two first downs, Filmon Dawkins intercepted Eric Ward at the Terrier's ten-yard line. Wofford returned the turnover when a pitch was fumbled and recovered by the Spiders. But on fourth-and-nine, Richmond turned the ball over on downs.

Wofford took over at their own 29-yard line. After three first downs, Jeremy Marshall converted on a fourth-and-two at the Spider's 27-yard line. After a key third-down conversion by Kevious Johnson, Michael Hobbs took it in from one-yard out for the touchdown and a 10-7 lead at 3:34 in the third quarter.

On the next drive by Richmond, Tim Hightower ran it in from one yard out to give the Spiders a 14-10 lead at 11:55 in the fourth quarter. With the ball back, Wofford picked up a first down before they were forced to punt. The snap went over the head of Chris Tommie and the ball was recovered at the one-yard line by the Spiders. On the next play, Tim Hightower went in from one-yard out to take a 21-10 lead with 8:40 left in the fourth quarter.

With the ball back, Wofford was forced three-and-out and punted. The Terrier defense came up with a stop as well, and the Spiders punted after a three-and-out. Wofford had the ball back with 5:48 remaining in the game and were able to drive to the Richmond 14 before turning the ball over on downs. The Spiders gained a first down and were able to run out the clock for a 21-10 victory.

Richmond	0	7	0	14	21
Wofford	3	0	7	0	10

1st Quarter

no scoring

2nd Quarter

WOF – Patrick Mugan 22 field goal 7:47

RICH – Joe Stewart 10 pass (Howard kick) 4:19

3rd Quarter

WOF – Michael Hobbs 1 run (Mugan kick) 3:34

4th Quarter

RICH – Tim Hightower 1 run (Howard kick) 11:55

RICH – Tim Hightower 1 run (Howard kick) 8:40

	Richmond	Wofford
First Downs	19	21
Rushes - Yards	36-128	60-195
Passing Yards	181	112
Total Offense	67-309	75-307
Passes	20-31-1	9-15-1
Punts - Avg.	1-26.0	1-34.0
Fumbles - Lost	1-1	6-2
Penalties - Yards	5-36	7-46
Time of Possession	30:19	29:41

Wofford Individuals

Rushing: Johnson 16-89, Romero 8-73, Hobbs 10-47 (1 TD), Marshall 6-25, Whitehurst 2-8, Young 2-2, Strickland 1-3, Collier 12-(-1), Joslin 2-(-19), Tommie 1-(-33)

Passing: Collier 9-15-1-112-0

Receiving: Strickland 6-98, Joslin 1-7, Smith 1-5, Romero 1-2

JAMES MADISON 38, WOFFORD 35

NCAA FCS First Round • Nov. 28, 2008 • Bridgeforth Stadium-Zane Showker Field

HARRISONBURG, Va. — Wofford College was defeated 38-35 by James Madison on Saturday afternoon at Bridgeforth Stadium-Zane Showker Field in the opening round of the NCAA Playoffs.

The Terriers are 9-3 on the season and James Madison is 11-1 overall. Wofford was led by Mike Rucker with 107 yards and a touchdown, Dane Romero with 87 yards and four touchdowns, and Ben Widmyer with 98 rushing yards. James Madison was led by quarterback Rodney Landers with 166 yards and a touchdown plus three passing touchdowns.

"We faced a good football team in JMU," said head coach Mike Ayers. "We knew going in that they had an array of weapons. The difference-maker in the game was the quarterback. That guy can do a lot of things and if we had been able to stop him one more time we might have had a shot. That being said, I thought our football team could come up here and be competitive. I felt we could come up here and have our opportunity and we did."

The Dukes had the ball first to open the game, but the Terrier defense forced a three-and-out. After the punt, Wofford was able to put together a nine-play, 78-yard drive capped by a two-yard touchdown run by Dane Romero. The Terriers had a 7-0 lead at the 9:23 mark in the first quarter.

James Madison responded with a 34-yard touchdown run by Eugene Holloman just seven plays later for a 7-7 score at 6:25. Wofford was forced three-and-out on their next possession. With the ball back, the Dukes scored on a 15-yard reception by Rockeed McCarter from Rodney Landers for a 14-7 lead with just 23 seconds left in the first half.

With the ball back, Wofford picked up a fourth-and-three by Mike Rucker then were able to march down the field and Dane Romero scored on an eleven yard touchdown run. The score was tied at 14-14 at 10:48 in the second quarter. James Madison returned the kickoff into Wofford territory and needed only six plays to score on a 27-yard touchdown pass from Rodney Landers to Bosco Williams at 8:01 in the second for

a 21-14 lead.

Wofford got the ball back in great field possession after penalty and a 29-yard kickoff return by Mike Rucker, however were forced three-and-out. James Madison got the ball back on the eight-yard line and put together a 13-play drive that used 6:04. The scoring play was a fake ball spike by Rodney Landers, who found Rockeed McCarter just inside the end zone for a 23-yard touchdown with 20 seconds left in the half.

The Terriers opened the second half with a 75-yard scoring drive, with Dane Romero taking a direct snap in from four-yards out for the touchdown. At 11:32 in the third quarter, the score was 28-21 James Madison.

The Dukes were driving when Tommy Irvin intercepted a pass from Rodney Landers at the two-yard line and returned it to the 27-yard line. The Terriers used the ground game to go 73-yard in 16 plays as Dane Romero scored his fourth touchdown of the day on a one-yard run. The score was tied at 28-28 at 1:11 in the third quarter.

In the fourth quarter, James Madison ended a 55-yard drive with a 24-yard field goal by Dave Stannard to take a 31-28 lead at 11:59. The Terriers got the ball back and picked up two first downs before hitting fourth-and-six. Dane Romero appeared to have gained the first down, however the spot of the ball was inches short. The Dukes got the ball back on downs and put together a drive that was capped by a six-yard touchdown run by Rodney Landers with 3:21 left in the game for a 38-28 lead.

Wofford was not done, as on fourth-and-one from the four, Dane Romero picked up the first and goal. After a sack of Ben Widmyer, Mike Rucker scored on a twelve-yard run to make it a 38-35 game with 1:02 left in the game. The Terriers tried an onside kick, but it was recovered by the Dukes and they ran out the clock for the win.

Wofford	7	7	14	7	35
James Madison	14	14	0	10	38

1st Quarter

WOF – Dane Romero 2 run (Mugan kick) 9:23

JMU – Eugene Holloman 34 run (Stannard kick) 6:25

JMU – Rockeed McCarter 15 pass (Stannard kick) 00:23

2nd Quarter

WOF – Dane Romero 11 run (Mugan kick) 10:48

JMU – Bosco Williams 27 pass (Stannard kick) 8:01

JMU – Rockeed McCarter 23 pass (Stannard kick) 00:20

3rd Quarter

WOF – Dane Romero 4 run (Mugan kick) 11:32

WOF – Dane Romero 1 run (Mugan kick) 1:11

4th Quarter

JMU – Dave Stannard 24 field goal 11:59

JMU – Rodney Landers 6 run (Stannard kick) 3:21

WOF – Mike Rucker 12 run (Mugan kick) 1:02

	JMU	Wofford
FIRST DOWNS	27	25
RUSHES-YARDS (NET)	59-301	53-343
PASSING YDS (NET)	130	126
Passes Att-Comp-Int	15-9-0	15-8-1
TOTAL OFFENSE PLAYS-YARDS	74-431	68-469
Punts (Number-Avg)	2-37.5	1-40.0
Fumbles-Lost	1-0	0-0
Penalties-Yards	2-10	5-46
Possession Time	27:59	32:01

Wofford Individuals

RUSHING: Mike Rucker 11-107 (1 TD), Widmyer 22-98, Romero 25-87 (4 TD), Breitenstein 1-9.

PASSING: Widmyer 8-14-0-94; Rucker 1-1-0-36.

RECEIVING: Strickland 3-62, Romero 2-34, Rucker 2-18, Allen 1-8, Joslin 1-8.

WOFFORD 17, JACKSONVILLE STATE 14

NCAA FCS Second Round • Dec. 4, 2010 • Burgess-Snow Field

JACKSONVILLE, Ala. — On a cold and overcast day, the Wofford football team defeated Jacksonville State 17-14 in a defensive battle at Burgess-Snow Field. The Terriers advance in the NCAA FCS Playoffs for the second time in the last four years.

The Terriers, ranked sixth in the nation, are 10-2 on the season. The Gamecocks finish at 9-3 overall and were ranked eighth in the nation. The Terriers were led by Eric Breitenstein with 178 rushing yards and two touchdowns. Brenton Bersin added 70 receiving yards. Mike Niam was the leading tackler with 13. The Gamecocks were led by Darius Barksdale with 67 rushing yards and Alan Bonner with 58 receiving yards and a touchdown.

"We knew this was going to be a tough game," said head coach Mike Ayers. "They have some outstanding athletes and are extremely well coached. The physicality of the team was very impressive. We have a group of kids that we knew would get after it and play hard. I felt like the game was one of those that everyone had a piece of the victory. We had some mistakes and we had some situations where we got beat. But the great thing is we were able to fight the fight and play the whole game. Our kids did a great job."

Each team gained two first downs and the punted on the opening drives on the game. With the ball back, the Gamecocks drove down the field, but the 37-yard field goal attempt by James Esco was wide left with 3:28 on the clock in the first quarter.

Wofford was able to put together a six-play drive that went 80 yards as Eric Breitenstein went the final 36-yards up the middle for the touchdown and a 7-0 lead with 33 seconds left in the first half. The Gamecocks then got on the scoreboard after an eleven-play drive with a 40-yard field goal by Griffin Thomas for a 7-3 score at 10:30 in the second quarter.

After trading punts late in the second quarter, Wofford got the ball back with 2:14 left on the clock. Eric Breitenstein ran for a 48-yard gain to get the Terriers deep into Gamecock territory. With five seconds left

in the half, Christian Reed hit a 28-yard field goal to take a 10-3 lead at the break.

To open the second half, Wofford failed to convert a fourth-and-one and the Gamecocks took over on the Terriers' 35-yard line. After Jacksonville State picked up a fourth-and-one, Preston Roseboro intercepted Marques Ivory at the goal line. The Terriers missed a pitch and the ball went out the back of the end zone for a safety with 9:58 on the clock in the third quarter.

Following the kickoff by Wofford, the Gamecocks gained two first downs. On fourth-and-one from the 18-yard line, they were stopped by the Wofford defense. The Terriers picked up a first down on a pass to Brenton Bersin, but were forced to punt with 2:21 in the third quarter.

On the next drive by Jacksonville State, the team picked up two first downs and chipped away at the lead with a 35-yard field goal by Griffin Thomas with 13:14 left in the fourth quarter. With the ball back, Wofford picked up several key third downs as they drove to the end zone with a three-yard touchdown run by Eric Breitenstein with 9:14 on the clock.

Jacksonville State picked up a first down and three deep, but the ball hit off of Blake Wylie and bounced up to Jamar Reaves for an interception at the two-yard line. Wofford was punting on fourth down, but an offsides call gave the Terriers a first down. After a punt by Wofford, the Gamecocks were able to cap a drive with a six-yard touchdown pass to Alan Bonner with 3:51 on the clock. The point after was missed, giving Wofford a 17-14 lead.

On the final drive of the game, Wofford ran the ball five straight times, gaining a key third-and-three as they ran out the clock.

Wofford had 355 total yards, with 269 on the ground. Jacksonville State had 325 yards, 170 of which were passing. Wofford had the time of possession advantage and was +2 on turnovers. Wofford was 7-of-16 on third downs. Jacksonville State was 5-of-13 on third down.

WOFFORD	7	3	0	7	17
JACKSONVILLE STATE	0	3	2	9	14

1st Quarter

WOF - Eric Breitenstein 36 run (Reed kick) 0:33

2nd Quarter

JSU - Griffin Thomas 40 field goal 10:30

WOF - Christian Reed 28 field goal 0:05

3rd Quarter

JSU - Safety 9:58

4th Quarter

JSU - Griffin Thomas 40 field goal 13:14

WOF - Eric Breitenstein 3 run (Reed kick) 9:14

JSU - Bonner 6 pass from Marques Ivory (Thomas kick failed) 3:51

	Wofford	JSU
FIRST DOWNS	18	20
RUSHES-YARDS (NET)	53-269	37-155
PASSING YDS (NET)	86	170
Passes Att-Comp-Int	15-8-0	31-15-2
TOTAL OFFENSE PLAYS-YARDS	68-355	68-325
Punts (Number-Avg)	5-40.4	3-41.3
Fumbles-Lost	1-0	0-0
Possession Time	31:31	28:29
Third-Down Conversions	7 of 16	5 of 13
Fourth-Down Conversions	2 of 3	1 of 2
Red-Zone Scores-Chances	2-2	2-4

Wofford Individuals

RUSHING: Breitenstein 28-178 (2 TD); Rucker 5-36; Allen 12-27; Johnson 4-16; Marshall 3-13; TEAM 1-minus 1.

PASSING: Allen 8-15-0-86.

RECEIVING: Bersin 6-70; Reed 2-16.

GEORGIA SOUTHERN 23, WOFFORD 20

NCAA FCS Quarterfinals • December 11, 2010 • Gibbs Stadium

SPARTANBURG, S.C. — In a tale of two halves, the Wofford College football team was defeated 23-20 by Georgia Southern on Saturday afternoon at Gibbs Stadium. The Eagles took advantage of fumbles on the first two drives of the game by the Terriers and built a 20-3 halftime lead. Wofford scored 17 points in the second half, but the Eagles added a field goal in the fourth quarter for the winning margin.

The Terriers end the season at 10-3. The Eagles are 10-4 overall and advance to the semifinals against Delaware. Wofford was led by Eric Breitenstein with 102 yards on 23 carries. Mitch Allen threw for 160 yards and a touchdown, while Brenton Bersin had 99 receiving yards. The Eagles were led by quarterback Jaybo Shaw with 60 rushing yards and 17 passing yards.

On the opening drive of the game, the Terriers drove to the Georgia Southern 20-yard line before a fumbled exchange was recovered by the Eagles. Georgia Southern went 69 yards in nine plays and capped a drive with a 25-yard pass from Jaybo Shaw to Tray Butler for a 7-0 lead at 3:59 in the first quarter. With the ball back, Wofford fumbled on the first play from scrimmage and it was recovered by John Douglas who returned it 20-yards for a touchdown. The Eagles had a 14-0 lead with 3:44 left in the first quarter.

The Terriers went three-and-out on their next series. Georgia Southern was able to add to the lead on their next drive as Adrian Mora hit a 33-yard field goal for a 17-0 advantage with 13:56 on the clock in the second quarter. Wofford went three-and-out again and the Eagles took over at midfield. After a touchdown by Georgia Southern was called back by penalty, a 28-yard field goal attempt went wide right.

Wofford had the ball with 8:01 on the clock in the second quarter and put together a 13-play drive that was capped by a 21-yard field goal by Christian Reed. The Eagles were able to answer as they drove 56 yards in the final minute of the half and took a 20-3 lead with a 21-yard field goal by Adrian Mora.

To open the second half, the Eagles went three-and-out and punted. Wofford picked up two fourth down conversions on their next drive as Mitch Allen found Brenton Bersin for a 37-yard touchdown reception to make it a 20-10 game.

The Wofford defense forced another three-and-out by the Eagles. The Terriers picked up a fourth-and-two with a 22-yard reception by Jeremy Marshall. Despite another fumble, Wofford was able to get points on the board with a 27-yard field goal by Christian Reed for a 20-13 score with 13:07 left in the fourth quarter.

Georgia Southern used a 58-yard kickoff return by Laron Scott to set up a 37-yard field goal by Adrian Mora with 10:43 left in the game for a 23-13 lead. Wofford hit a big play as Brenton Bersin caught a 38-yard pass from Mitch Allen to move the ball to the Eagles' 12-yard line. On fourth-and-one from the three, the Georgia Southern defense held and the Terriers turned the ball over on downs.

With the ball back, the Eagles gained a first down but then Preston Roseboro knocked the ball loose and it was recovered by Alex Goltry and returned 19-yards for a touchdown. After the point after, the score was 23-20 with 5:13 left in the game. Georgia Southern gained two first downs on the next drive and were able to run the clock down to under ten seconds before punting back to Wofford. The Terriers had one play left, but were unable to keep the ball alive and the Wofford season came to an end.

Wofford had 343 total yards, with 211 on the ground. Georgia Southern had 246 yards, 168 of which were rushing. Wofford had the time of possession advantage, but had two lost fumbles. Wofford was 6-of-15 on third downs and 3-of-4 on fourth down. Georgia Southern was 6-of-13 on third down.

GEORGIA SOUTHERN	14	6	0	3	23
WOFFORD	0	3	7	10	20

1st Quarter

GSU - Tray Butler 25 pass from Jaybo Shaw (Mora kick) 3:59

GSU - John Douglas 20 fumble recovery (Mora kick) 3:44

2nd Quarter

GSU - Adrian Mora 33 field goal 13:56

WOF - Christian Reed 21 field goal 1:05

GSU - Adrian Mora 21 field goal 0:00

3rd Quarter

WOF - Brenton Bersin 37 pass from Mitch Allen (Reed kick) 7:36

4th Quarter

WOF - Christian Reed 27 field goal 13:07

GSU - Adrian Mora 37 field goal 10:43

WOF - Alex Goltry 19 fumble recovery (Reed kick) 5:13

	GSU	Wofford
FIRST DOWNS	14	19
RUSHES-YARDS (NET)	41-168	52-183
PASSING YDS (NET)	78	160
Passes Att-Comp-Int	11-5-0	13-8-0
TOTAL OFFENSE PLAYS-YARDS	52-246	65-343
Punts (Number-Avg)	3-40.3	2-34.0
Fumbles-Lost	1-1	6-2
Penalties-Yards	4-21	6-55
Possession Time	26:23	33:37
Third-Down Conversions	6 of 13	6 of 15
Fourth-Down Conversions	0 of 0	3 of 4

Wofford Individuals

RUSHING: Breitenstein 23-102; Marshall 4-24; Rucker 7-24; Johnson 4-23; Allen 11-10; Kass 3-0.

PASSING: Allen 8-12-0-160; Rucker 0-1-0-0; Kass 0-0-0-0.

RECEIVING: Wofford-Brenton Bersin 5-99 (1 TD); Young 1-27; Marshall 1-22; Reed 1-12.

WOFFORD 21, UNI 28

NCAA FCS Second Round • Dec. 3, 2011 • UNI-Dome

CEDAR FALLS, Iowa – In the second round of the NCAA FCS Playoffs, Wofford was defeated 28-21 at the University of Northern Iowa in the UNI-Dome. Three turnovers and penalties were too costly for the Terriers to overcome, despite rushing for 457 yards in the game.

For Wofford, Eric Breitenstein and Mitch Allen each had over 100 rushing yards. Breitenstein had 131 with three touchdowns and Allen had 156 rushing yards. The Panthers were led by quarterback Tirrell Rennie with 95 rushing yards and 7-of-12 passing for 67 yards and two touchdowns.

“We played a really well coached football team in Northern Iowa,” said head coach Mike Ayers. “They were a big physical crew and we knew going in that size was a factor but our kids did not blink. They just went out there and played hard. I think offensively we did some great things and we had some situations where our biggest opponent was us in terms of self-destructing in the second half. We got it back together and I think any other group would have waved the white flag. These guys have always been fighters.”

The Panthers had the ball to open the game and scored first on a 23-yard touchdown pass from Tirrell Rennie to Jarred Herring. UNI took a 7-0 lead with 12:09 on the clock. Wofford then put together a 16-play drive that took 8:39 off the clock and was capped by a three-yard touchdown run by Eric Breitenstein.

After trading punts, the Panthers were driving when Alvin Scioneaux sacked Tirrell Rennie and forced a fumble that was recovered by Ameet Pall. Wofford was unable to gain a first down and punted with 10:38 on the clock in the second quarter.

Wofford then forced UNI to punt after a three-and-out. Wofford picked up a fourth-and-one at midfield by Mitch Allen and then Eric Breitenstein broke free on a run up the middle for a 46-yard touchdown. The Terriers had a 14-7 lead with 5:45 remaining in the first half. The Panthers punted again after being backed up by an Ameet Pall sack. After a 53-yard punt, Wofford took over at the four-yard line. A 46-yard

run up the far sideline by Mitch Allen put the Terriers across midfield. Donovan Johnson converted a fourth-and-six, but Christian Reed's 35-yard field goal attempt as time expired in the half was wide right.

To open the second half, Wofford picked up first downs on the first three plays. A pass was completed to Brenton Bersin, but the ball was fumbled and recovered by the Panthers. UNI then was able to turn the turnover into points with a five-yard touchdown pass from Tirrell Rennie to Jarred Herring to tie the game at 14 with 10:21 on the clock in the third quarter.

With the ball back, the Terriers gained four first downs before facing a fourth-and-five, but the pass was incomplete. The Panthers picked up two first downs, and gained another after two personal fouls against Wofford on the same play. UNI had the ball at the two-yard line, but after a 21-yard field goal attempt the Terriers were called for roughing the kicker and the Panthers had a first down inside the five. UNI scored on a one-yard run by David Johnson to take a 21-14 lead on the first play of the fourth quarter.

On the ensuing kickoff, Stephon Shelton caught the ball in the end zone, but failed to take a knee and the Panthers recovered the ball when it was dropped. Phil Wright jumped on the ball for a touchdown at 14:56 in the fourth quarter for a 28-14 lead. Wofford picked up three first downs, but then on third-and-one a fumbled snap was recovered by the Panthers. UNI gained two first downs before punting back to the Terriers.

Wofford got the ball back with 7:20 left in the fourth quarter. The Terriers were able to cover 88 yards in 15 plays and score a touchdown with two minutes left in the game. Eric Breitenstein took it in from three yards out for a 28-21 score. Wofford tried an onside kick, but it was recovered by the Panthers. UNI tried a 47-yard field goal attempt that was short and Wofford got the ball back with 53 seconds left. A sack on fourth-and-nine ended the Terriers chances.

WOFFORD	7	7	0	7	21
NORTHERN IOWA	7	0	7	14	28

1st Quarter

UNI - Herring 23 yd pass from Tirrell Rennie(Sievertsen kick) 12:09
WOF - Eric Breitenstein 3 yd run (Christian Reed kick) 3:30

2nd Quarter

WOF - Eric Breitenstein 46 yd run (Christian Reed kick) 5:45

3rd Quarter

UNI - Herring 7 yd pass from Tirrell Rennie (Sievertsen kick) 10:21

4th Quarter

UNI - David Johnson 1 yd run (Sievertsen, T. kick) 14:56
UNI - Phil Wright 0 yd fumble recovery (Sievertsen, T. kick) 14:56
WOF - Eric Breitenstein 3 yd run (Christian Reed kick) 2:00

	Wofford	UNI
FIRST DOWNS	27	18
RUSHES-YARDS (NET)	73-457	39-171
PASSING YDS (NET)	21	67
Passes Att-Comp-Int	8-3-0	12-7-0
TOTAL OFFENSE PLAYS-YARDS	81-478	51-238
Punts (Number-Avg)	2-44.0	4-41.0
Fumbles-Lost	3-3	1-1
Penalties-Yards	10-55	2-15
Possession Time	35:56	24:04
Third-Down Conversions	8 of 15	3 of 9
Fourth-Down Conversions	2 of 4	0 of 0

Wofford Individuals

RUSHING: Allen 28-156; Breitenstein 23-131 (3 TD); Johnson 8-70; Youman 7-43; Boyce 3-22; Nocek 2-19; Bersin 2-16.
PASSING: Allen 3-8-0-21
RECEIVING: Bersin 3-21

WOFFORD 23, NEW HAMPSHIRE 7

NCAA FCS Second Round • Dec. 1, 2012 • Gibbs Stadium

SPARTANBURG, S.C. – Wofford was led by Eric Breitenstein with 247 rushing yards and three touchdowns in a 23-7 win over New Hampshire in the second round of the NCAA FCS Playoffs at Gibbs Stadium.

The Terrier defense held New Hampshire to 238 total yards and had ten tackles for loss, including five sacks, along with two interceptions. The Wildcats were led by Nico Steriti with 51 rushing yards and Sean Goldrich was 17-of-29 passing for 113 yards.

“The team we played was a real good football team,” said head coach Mike Ayers. “We played hard and they played hard. They have a great scheme and are used to putting up 35 points every day. Our defense did an unbelievable job as far as stopping them. The difference in the ball game came down to the number of times that we were able to stop them. From an offensive standpoint we had a lot of plays but we not as productive as we needed to be. We got sloppy with the ball and gave them a chance to get back in it, but the defense answered the bell every time.”

The Wildcats had the ball to open the game and were forced three-and-out and punted. Wofford then had a fourth-and-one, but Eric Breitenstein converted with a 54-yard touchdown run to take a 7-0 lead with 11:51 on the clock.

New Hampshire and Wofford each traded possession twice before the Wildcats picked up the pace with four first downs before E.J. Speller forced and recovered a fumble by Sean Goldrich. Wofford picked up a first down on a reverse by Will Irwin, but were stopped on a fourth-and-two attempt and New Hampshire took over that the 39-yard line with 11:41 left in the second quarter. After again trading possession, New Hampshire was moving the ball with two first downs, but Alvin Scioneaux picked off a pass that was tipped at the line of scrimmage by Tarek Odom. After gaining four first downs, Eric Breitenstein capped the drive with a six-yard touchdown run. The point after hit the left upright and Wofford had a 13-0 lead with 1:13 left in the first half.

On the next drive by the Wildcats, Mike Niam intercepted Sean

Goldrich with 36 seconds on the clock. The Terriers tried a 34-yard field goal as time expired, but it was wide right. Wofford had a 13-0 lead at the break and were outgaining the Wildcats 297 yards to 128.

To open the second half, Wofford had the ball but Donovan Johnson was hit and fumbled. The fumble was picked up by Cody Muller, who returned it 14-yards for the touchdown. The score was 13-7 with 12:15 left in the third quarter. Wofford answered with a 45-yard run by Eric Breitenstein, and then Breitenstein went 26-yards for his third touchdown of the day. Wofford had a 20-7 lead with 9:58 on the clock.

The Wildcats gained two first downs before a tackle for loss by Mike McCrimon forced a punt. Wofford used a 33-yard run by Brian Kass to set-up a 33-yard field goal by Kasey Redfern. The Terriers led 23-7 with 2:57 left in the third quarter.

With 10:23 remaining in the fourth quarter, Wofford took over but went three-and-out and punted, with the ball downed at the two-yard line. The Wildcats gained four first downs, but a fourth-and-six pass was broken up by James Zotto. Wofford then got the ball back with 4:20 left in the game. On fourth down, the Terriers lined up to punt. Kasey Redfern dropped the ball on the snap, but picked it up and ran for the first down. Brad Nocek added a first down run that enabled the Terriers to take a knee twice to seal the victory.

Wofford had 479 total yards, with 454 on the ground. New Hampshire had 238 total yards, 165 of which were passing. Wofford had a 25 to 17 advantage in first downs. Wofford was 6-of-15 on third downs and 3-of-5 on fourth down. New Hampshire was 8-of-17 on third down and 1-of-3 on fourth down. Each team had four penalties. Wofford had a 35:27 to 24:33 time of possession advantage.

NEW HAMPSHIRE	0	0	7	0	7
WOFFORD	7	6	10	0	23

1st Quarter

WOF - Eric Breitenstein 54 yd run (Kasey Redfern kick) 11:51

2nd Quarter

WOF - Eric Breitenstein 6 yd run (Kasey Redfern kick failed) 1:13

3rd Quarter

UNH - Cody Muller 14 yd fumble recovery (MacArthur kick) 12:15
WOF - E. Breitenstein 26 yd run (Kasey Redfern kick) 9:58
WOF - Kasey Redfern 33 yd field goal 2:57

	UNH	Wofford
FIRST DOWNS	17	25
RUSHES-YARDS (NET)	34-73	71-454
PASSING YDS (NET)	165	25
Passes Att-Comp-Int	39-21-2	6-4-0
TOTAL OFFENSE PLAYS-YARDS	73-238	77-479
Punts (Number-Avg)	6-34.3	2-47.0
Fumbles-Lost	5-1	5-3
Penalties-Yards	4-27	4-31
Time of Possession	24:33	35:27
Third-Down Conversions	8 of 17	6 of 15
Fourth-Down Conversions	1 of 3	3 of 5

Wofford Individuals

RUSHING: Breitenstein 22-247 (3 TD); Nocek 8-65; Johnson 14-45; Kass 2-38; Irwin 1-18; Redfern 1-13; Youman 1-12; Smith2-9; Lawson 12-7; Flowers 2-2; Harden 4-2; TEAM 2-minus 4.
PASSING: Lawson 4-6-0-25.
RECEIVING: Ashley 2-13; Greene 1-6; Youman 1-6.

WOFFORD 7, NORTH DAKOTA STATE 14

NCAA FCS Quarterfinals • Dec. 8, 2011 • Fargodome

FARGO, N.D. — Wofford's season came to an end with a 14-7 loss to North Dakota State on Saturday in the Fargodome. The Terriers outgained NDSU in total offense, but were limited to a defensive touchdown in the NCAA FCS quarterfinals. The Bison advanced to host Georgia Southern in the semifinals and defeated Sam Houston State to win the national championship.

The Terriers finished 9-4 on the season. For Wofford, Eric Breitenstein ended his stellar career with 135 yards on 24 carries. The Bison were led by Brock Jensen with 60 rushing yards and 13-of-18 passing for 95 yards and a touchdown.

"I felt that both teams played really hard," said head coach Mike Ayers. "For us it was a situation of lost opportunities. We had two pretty good drives, but ball security jumps up and bites us. We played well enough defensively to keep the game within a score and we fought our tails off to try and get it in there. They did a great job of blocking the field goal. We had guys that put their heart and soul into the game. It was a great game and I have a great deal of respect for North Dakota State."

The Bison had the ball to open the game and drove down the field with five first downs. The drive was capped by a one-yard touchdown run by Sam Ojuri to give NDSU a 7-0 lead with 9:37 on the clock in the first quarter.

On the first drive for the Terriers, Donovan Johnson picked up a first down with a 27-yard run. Brian Kass was reaching for the first down when he had the ball stripped and Cole Jirik recovered the ball for NDSU. The Bison went three and out and punted after a sack by Alvin Scioneaux. Wofford gained one first down before punting back to NDSU.

Starting on the one-yard line after the punt, the Bison gained a first down, but then Blake Wylie intercepted Brock Jensen and returned it 35 yards for a touchdown. The score was tied at 7-7 at 14:06 in the second quarter. On the next drive by NDSU, they gained on rushing first down

before punting back to the Terriers.

Wofford was only able to gain one first down before two false start penalties forced a punt. The Bison started at the three-yard line. After one first down, Brock Jensen ran 39 yards for a first down and two pass interference calls moved the Bison inside the 20-yard line. A 16-yard touchdown pass from Brock Jensen to Zach Vraa gave NDSU a 14-7 lead with 1:02 left in the first half. With the ball back, the Terriers gained one first down before the end of the half.

To open the second half, Wofford picked up two first downs. Travis Beck forced a Brian Kass fumble that was recovered by Andre Martin. The Bison gained only one first down before punting the ball back to the Terriers. Wofford went three-and-out and punted. The Bison were driving when James Zotto forced a fumble that was recovered by Stephon Shelton with 2:45 left in the third quarter.

Eric Breitenstein ran 39 yards for a first down to cross midfield. On fourth-and-eight, James Lawson completed a pass to Eric Breitenstein for the first down. Then, on fourth-and-three Brad Nocek took the pitch for a first down. The Terriers attempted a 26-yard field goal, but it was partially blocked and the Bison took over at the 20-yard line with 11:44 left in the game. NDSU gained a first down before punting back to Wofford.

The Terriers opened the drive with a 24-yard pass from James Lawson to Jeff Ashley. Wofford drove inside the 20-yard line, but on fourth-and-three from the seven only gained one yard and turned it over on downs with 3:24 remaining on the clock. The Bison picked up one first down, but punted back to Wofford with only 49 seconds remaining. The Terriers ran out of time with the ball across midfield.

WOFFORD	0	7	0	0	7
NORTH DAKOTA STATE	7	7	0	0	14

1st Quarter

NDSU - Sam Ojuri 1 yd run (Adam Keller kick) 9:37

2nd Quarter

WOF - Blake Wylie 35 yd interception return (Kasey Redfern kick) 14:06

NDSU - Zach Vraa 16 yd pass from Brock Jensen (Adam Keller kick) 1:02

	Wofford	NDSU
FIRST DOWNS	14	17
RUSHES-YARDS (NET)	51-262	38-167
PASSING YDS (NET)	64	95
Passes Att-Comp-Int	7-6-0	18-13-1
TOTAL OFFENSE PLAYS-YARDS	58-326	56-262
Punts (Number-Avg)	3-46.0	6-43.7
Fumbles-Lost	2-2	2-1
Penalties-Yards	6-41	1-10
Possession Time	30:20	29:40
Third-Down Conversions	5 of 13	3 of 9
Fourth-Down Conversions	3 of 4	0 of 0

Wofford Individuals

RUSHING: Breitenstein 24-135; Kass 6-63; Johnson 11-42; Youman 2-13; Nocek 3-7; Lawson 2-5; Weimer 2-minus 1; Flowers 1-minus 2.

PASSING: Lawson 5-6-0-55; Kass 1-1-0-9.

RECEIVING: Harpe 2-21; Breitenstein 2-10; Ashley 1-24; Irwin 1-9

WOFFORD 15, CHARLESTON SOUTHERN 14

NCAA FCS First Round • Nov. 26, 2016 • Gibbs Stadium

SPARTANBURG, S.C. — One point was the difference as the Wofford College football team earned a 15-14 win over Charleston Southern at Gibbs Stadium on Saturday afternoon. Devin Watson had two interceptions for the Terriers in the second half, including one with a minute remaining in the game to secure the win. The Terriers advance in the NCAA FCS Playoffs to face The Citadel next Saturday in Charleston.

Wofford advances with a 9-3 record on the season and #10 Charleston Southern finishes at 7-4 on the season. The Terriers were led by Lorenzo Long with 96 rushing yards and two touchdowns. The Wofford defense came up with 10 tackles for loss and three sacks. The Bucs were led by Darius Hammond with 94 rushing yards, while Shane Bucenell was 9-of-18 passing.

The Terriers had the ball first and went three-and-out and punted. The Bucs were able to gain one first down before punting back to Wofford. After gaining a first down, the Terriers were forced to punt. Charleston Southern moved down the field with four first downs and scored on a seven-yard touchdown pass from Shane Bucenell to Jared Scotland for a 7-0 lead at 1:41 in the first quarter.

On the next drive by Wofford, they gained one first down added a first down on a late hit on the quarterback. On a fourth-and-one, Andre Stoddard picked up a first down. Lorenzo Long added a first down and then on a 24-yard apparent touchdown run, instant replay rule Long down at the six-inch line. Two plays later, Long scored but the point after was wide left. Wofford trailed 7-6 at the 9:09 mark of the second quarter.

The Bucs went three-and-out and punted after a tackle for loss by Devin Watson on third down. Wofford also went three-and-out and punted back to the Bucs. After a three-and-out by Charleston Southern punted and it was blocked by Terrance Morris and recovered at the 2-yard line by Bryce Motes. On fourth-and-inches, instant replay ruled Lorenzo Long did not cross the line and CSU took over on downs.

On third down, Tyler Vaughn tackled Shane Bucenell in the end zone for a safety and an 8-7 lead with just over two minutes left in the half. After the free kick, Wofford went three-and-out and punted. Charleston Southern ran out the clock to end the first half.

To begin the second half, Charleston Southern used a 51-yard run by Darius Hammond to set up first-and-goal. Shane Bucenell scored from two yards out to give CSU a 14-8 lead with 12:15 on the clock in the third quarter. Both teams then went three-and-out and punted twice. Wofford took over with 5:08 on the clock in the third quarter and had a 30-yard pass completion to Dorian Lindsey to move across midfield. Lorenzo Long capped the drive with a 32-yard touchdown run up the middle for a 15-14 lead with 2:32 left in the third quarter.

With the ball back, the Bucs gained three first downs before Devin Watson intercepted Shane Bucenell at the 28-yard line. Wofford was able to gain one first down before punting. The Bucs answered with a first down, but also had to punt. The Terriers could only gain two yards and had to punt on their next drive. CSU had a first down, but then the Wofford defense stepped up with a tackle for loss by Jaleel Green, sack by Dylan Young and a pass break-up by George Gbeseo to force a punt.

Wofford was unable to pick up a first down and punted with 3:03 left in the fourth quarter. On third down, Devin Watson picked off Shane Bucenell and returned it 47-yards to the 24-yard line with 1:09 on the clock. The Terriers took a knee twice to seal the win.

CSU	7	0	7	0	14
WOFFORD	0	8	7	0	15

First Quarter

CSU - Scotland 7 yd pass from Bucenell (Tekac kick), 1:41

Second Quarter

WOF - Lorenzo Long 1 yd run (David Marvin kick failed), 9:09

WOF - Tyler Vaughn safety, 2:19

Third Quarter

CSU - Bucenell 2 yd run (Tekac kick), 12:15

WOF - Lorenzo Long 32 yd run (David Marvin kick), 2:32

	CSU	WOF
FIRST DOWNS	14	10
RUSHES-YARDS (NET)	42-195	49-141
PASSING YDS (NET)	91	44
Passes Att-Comp-Int	19-9-2	11-5-0
TOTAL OFFENSE PLAYS-YARDS	61-286	60-185
Punts (Number-Avg)	7-32.9	9-45.1
Fumbles-Lost	0-0	1-0
Penalties-Yards	5-44	1-15
Possession Time	30:15	29:45
Third-Down Conversions	3 of 11	3 of 14
Fourth-Down Conversions	0 of 0	1 of 2

Wofford Individuals

RUSHING: Long 27-96 (2 TD); Goodson 7-23; Windham 3-7; Gay 4-5; Colvin 2-5; Morgan 1-4; Stoddard 1-2; Pace 1-2; Nelson 1-0; TEAM 2-minus 3.

PASSING: Goodson 4-10-0-40; Morgan 1-1-0-4.

RECEIVING: Lindsey 2-39; Long 1-4; Goodson 1-4; Gay 1-minus 3.

WOFFORD 17, THE CITADEL 3

NCAA FCS Second Round • Dec. 3, 2016 • Johnson Hagood Stadium

CHARLESTON, S.C. — On Saturday night, Wofford won 17-3 at The Citadel to advance in the 2016 NCAA FCS Playoffs at Johnson Hagood Stadium. The Citadel scored first with a field goal, but the Terriers scored 17 unanswered points in the second half to earn the victory.

Wofford advances with a 10-3 record on the season and sixth-ranked The Citadel ends the season at 10-2 overall. The Terriers were led by Lorenzo Long with 92 rushing yards, while Joe Newman had 45 rushing yards and a touchdown. Devin Watson sealed the win with a 64-yard interception return for a touchdown with 30 seconds left. The Bulldogs were led by Tyler Renew with 76 rushing yards, while Dominique Allen was 11-of-22 passing.

The Bulldogs had the ball first and gained six first downs to move inside the five yard line, but they had to settle for a 24-yard field goal to take a 3-0 lead at 7:25 in the opening quarter. Wofford went three-and-out and punted on their opening possession. The Citadel had a 26-yard pass to move across midfield, but on fourth-and-five turned the ball over on downs and Wofford took over at the 30.

A deep pass by Brandon Goodson was intercepted by Dee Delaney, who returned it 20 yards. On the next play, Lincoln Stewart intercepted Dominique Allen and returned it 21 yards. Brandon Goodson was intercepted on the next play from scrimmage by Dee Delaney, who ran it back 48 yards. The Citadel was unable to gain a first down and then a 44-yard field goal attempt was wide left. After two first downs, the Terriers had to punt.

With the ball back, the Bulldogs had two first downs before punting. Wofford took over at the four and was unable to move the ball and punted. The Bulldogs had two first downs, but back-to-back holding calls made it first and 30. A 27-yard run by Dominique Allen moved the ball to the seven yard line with 16 seconds left in the first half. A 25-yard field goal was wide left with four seconds on the clock. Wofford took a knee to end the half.

To open the second half, Wofford and The Citadel both went three-

and-out and punted. On the next drive by Wofford, Brandon Goodson left the game due to an injury and Joe Newman entered the game. Blake Morgan went 44 yards down the sideline for a first down and David Marvin tied the game with a 47-yard field goal with 8:09 on the clock. The Citadel went three-and-out and punted back to the Terriers, but Wofford also went three-and-out. The Citadel punted on fourth down, but a roughing the punter call resulted in a first down. They were unable to gain another first down and punted.

Wofford had a first down pass from Joe Newman to Blake Morgan for a 26-yard gain. After a first down run by Lorenzo Long, the Terriers faced a fourth-and-one. Lorenzo Long picked up two yards for the first down. Joe Newman then went 36-yards on the keeper for a 10-3 lead with 10:28 left in the fourth quarter. The Citadel had a first down, and then converted a fourth-and-one. After another first down, a personal foul on the Terriers gave the Bulldogs first down inside the ten. A 35-yard field goal attempt with 4:23 left hit the right upright and was no good.

Wofford answered with a 43-yard run by Lorenzo Long, but the drive stalled and a 46-yard field goal by David Marvin was no good and The Citadel took over with 2:12 left in the fourth quarter. The Bulldogs gained a pair of first downs, but then Devin Watson picked off Dominique Allen and returned it 64 yards for a touchdown. The PAT was good and the Terriers led 17-3 with 30 seconds remaining. The Bulldogs ran out of time and Wofford earned the win.

WOFFORD	0	0	3	14	17
THE CITADEL	3	0	0	0	3

1st Quarter

CIT - Cody Clark 24 yd field goal, 7:25

3rd Quarter

WOF - David Marvin 47 yd field goal, 8:09

4th Quarter

WOF - Joe Newman 36 yd run (David Marvin kick), 10:28

WOF - Devin Watson 64 yd interception return (Marvin kick), 0:30

	WOF	CIT
FIRST DOWNS	10	19
RUSHES-YARDS (NET)	43-223	57-235
PASSING YDS (NET)	33	120
Passes Att-Comp-Int	7-2-2	22-11-2
TOTAL PLAYS-YARDS	50-256	79-355
Punts (Number-Avg)	5-40.8	4-44.8
Fumbles-Lost	0-0	0-0
Penalties-Yards	4-55	8-55
Possession Time	26:08	33:52
Third-Down Conversions	3 of 12	6 of 18
Fourth-Down Conversions	2 of 2	2 of 3

Wofford Individuals

RUSHING: Long 14-92; Newman 6-45 (1 TD); Morgan 3-44; Pace 1-15; Goodson 6-9; Colvin 3-8; Stoddard 2-4; Gay 4-3; Windham 2-3; Nelson 1-1; TEAM 1-minus 1.

PASSING: Goodson 1-4-2-7; Newman 1-3-0-26.

RECEIVING: Morgan 1-26; Lindsey 1-7.

WOFFORD 23, YOUNGSTOWN STATE 30

NCAA FCS Quarterfinals • Dec. 10, 2016 • Stambaugh Stadium

YOUNGSTOWN, Ohio — Wofford's season came to an end on Saturday afternoon with a 30-23 loss in double overtime to Youngstown State in the NCAA FCS Quarterfinals. The Terriers took a lead with 9:22 left in the game, but a field goal by the Penguins tied it with five minutes remaining. Both teams failed to score in the first overtime and Wofford could not answer a touchdown by YSU in the second overtime.

Wofford ends the season at 10-4 overall. Youngstown State moves to 11-3 and advances to the semifinals. The Terriers, ranked #19, were led by Joe Newman with 125 rushing yards and a touchdown, while Lorenzo Long added a pair of rushing touchdowns. The #12 ranked Penguins were led by Jody Webb with 2143 rushing yards, while Wells Hunter threw for three touchdowns.

The Penguins had the ball first and went three-and-out. The punt was blocked by Mason Alstatt and recovered by R.J. Taylor at the five-yard line. On the third play, Lorenzo Long scored from one yard out. A bad snap on the point after made it a 6-0 lead with 12:11 on the clock. The Penguins gained a pair of first downs after a long kickoff return, but a 43-yard field goal attempt was wide left. The Terriers were limited to one first down before punting.

On the first play of the ensuing drive by the Penguins, Malik Rivera picked off a pass from Hunter Wells and Wofford took over at the 43-yard line. David Marvin hit a 37-yard field goal for a 9-0 lead with 53 seconds left in the first quarter. The Penguins picked up a pair of first downs, but then a sack by Thad Mangum forced a punt. Wofford went three-and-out. On the next drive by the Penguins, they scored on a nine-yard pass to Darien Townsend. The PAT was missed and the score was 9-6 at the 5:48 mark of the second quarter.

Wofford gained one first down before having to punt. After one first down, Hunter Wells found Damoun Patterson for a 45-yard touchdown pass and took a 13-9 advantage with 2:18 left in the first half. Wofford was held to one first down and punted. The Penguins took a knee to send the game to halftime.

To open the first half, Joe Newman took the ball on the first play up the middle for 75 yards and a touchdown. The Terriers had a 16-13 lead with 14:46 in the third quarter. Terrance Morris forced a fumble that was recovered by Tyler Vaughn and the Terriers took over at the 37-yard line. The Terriers then fumbled the ball and the Penguins recovered at the 36-yard line. After two first downs, a 40-yard field goal attempt by the Penguins was blocked by Tyler Vaughn. Wofford went three-and-out and punted. The Penguins drove down the field in ten plays and had a drive capped by a five-yard touchdown catch by Isiah Scott to give YSU a 20-16 lead with 1:33 on the clock in the third quarter.

Wofford answered with a 13-play drive that covered 75 yards and ended with a six-yard touchdown run by Lorenzo Long. After the PAT, the Terriers had a 23-20 lead with 9:22 left in the fourth quarter. The Penguins gained three first downs, but had to settle for a 32-yard field goal to tie the game at 23 with 5:04 on the clock. Wofford had one first down before punting and the Penguins took over at the three-yard line. A three-and-out and punt gave Wofford the ball at the 43-yard line with 46 seconds left. A 53-yard field goal by David Marvin as time expired was short and the game went to overtime.

The Terriers had the ball to begin overtime. They gained one first down, but then were faced with fourth-and-one at the two. The pitch was fumbled and the Penguins took over. On fourth down, a 37-yard field goal was wide right and the game went to a second overtime. The Penguins had the ball first and a two-yard touchdown run by Tevin McCaster and the PAT gave YSU a 30-23 lead. The Terriers were faced with a 4th and 13 and a pass was incomplete to end the game.

WOFFORD	9	0	7	7	0	0	23
YSU	0	13	7	3	0	7	30

1st Quarter

WOF - Lorenzo Long 1 yd run (David Marvin rush failed), 12:11

WOF - David Marvin 37 yd field goal, 0:53

2nd Quarter

YSU - Townsend 9 yd pass from Wells (Kennedy kick failed), 5:48

YSU - Patterson 45 yd pass from Wells (Kennedy kick), 2:18

3rd Quarter

WOF - Joe Newman 75 yd run (David Marvin kick), 14:46

YSU - Scott 5 yd pass from Wells (Zak Kennedy kick), 1:33

4th Quarter

WOF - Lorenzo Long 6 yd run (David Marvin kick), 9:22

YSU - Kennedy 32 yd field goal, 5:04

2nd Overtime

YSU - McCaster 2 yd run (McFadden kick)

	WOF	YSU
FIRST DOWNS	11	21
RUSHES-YARDS (NET)	61-297	50-240
PASSING YDS (NET)	0	173
Passes Att-Comp-Int	3-0-0	22-15-1
TOTAL PLAYS-YARDS	64-297	72-413
Punts (Number-Avg)	6-44.3	3-21.0
Fumbles-Lost	2-1	1-1
Penalties-Yards	4-30	2-20
Possession Time	28:40	31:20
Third-Down Conversions	6 of 16	10 of 17
Fourth-Down Conversions	0 of 2	0 of 0

Wofford Individuals

RUSHING: Newman 16-125 91 TD; Morgan 7-57; Long 20-42 (2 TD); Gay 9-38; Windham 5-18; Goodson 3-14; Stoddard 1-3.

PASSING: Newman 0-2-0-0; Goodson 0-1-0-0.

FURMAN 10, WOFFORD 28

NCAA FCS Second Round • Dec.2, 2017 • Gibbs Stadium

SPARTANBURG, S.C. –Wofford defeated Furman 28-10 on Saturday afternoon at Gibbs Stadium to advance to the NCAA FCS Quarterfinals. The Terriers scored first and took a 14-10 lead into the half. Wofford scored two touchdowns in the second half and held the Paladins scoreless for the win.

Wofford is 10-2 overall and Furman ends the season at 8-5. The Terriers were led by Lennox McAfee with 98 rushing yards, while Blake Morgan scored a pair of touchdowns – one rushing and one receiving. Brandon Goodson was 8-of-11 passing for 88 yards and he added 34 rushing yards. The Paladins were held to only 53 rushing yards, but P.J. Blazejewski threw for 257 yards on 18-of-30 passing.

“We had a team that was ready to play,” said head coach Mike Ayers. “Our coaches did a great job of prep and our team came in with the mindset that this wasn’t going to be the last time that we played. Going against Furman and having to play them twice was going to be a tough task. The game was a game that, for the most part, we won our fair share on all three phases. I really admired the way that our guys competed. I know tomorrow there will be a lot of bumps and bruises but it was a heck of a win over a heck of a program. I’m proud of our guys and our coaches. We’ve got a locker room of competitors.”

Wofford had the ball first and Blake Morgan capped the drive with a five-yard touchdown run for a 7-0 lead at 9:40 in the first quarter. Furman had two first downs before a fourth-and-one run failed and Wofford took over on downs. On the first play, Brandon Goodson fumbled and it was recovered by the Paladins. Furman tried a 22-yard field goal that was blocked by Dominique Lemon. With the ball back, Wofford went three-and-out and punted. Furman had two first downs and then got on the scoreboard with a 41-yard field goal by Grayson Atkins. The score was 7-3 with 12:35 on the clock in the second quarter. The Terriers had a first down run by Andre Stoddard and then a fourth-and-one, which after a false start penalty forced a Wofford punt.

The Paladins used a 44-yard pass to move to the 20-yard line and

on the next play a touchdown pass to Logan McCarter gave Furman a 10-7 lead with 6:52 left in the first half. Chase Nelson had a pair of first downs for the Terriers, but a personal foul penalty stalled the drive and Wofford punted. A Paladin three-and-out gave the Terriers the ball at the 36-yard line with 1:30 remaining in the first half. Two first down passes to R.J. Taylor were followed by a 33-yard touchdown pass to Blake Morgan for a 14-10 lead with 45 seconds on the clock. Furman ran one play to end the half.

To open the second half, Furman gained one first down before punting. Wofford had a first down run by Andre Stoddard before punting. The Paladins then went three-and-out and punted. With the ball back, the Terriers covered 79 yards in twelve plays, including a 24-yard run by Brandon Goodson and a 30-yard run by Lennox McAfee. Chase Nelson capped the drive with a 2-yard touchdown and Wofford had a 21-10 lead with 2:56 on the clock in the third quarter.

The Paladins punted, but a Wofford penalty gave Furman a first down on the play. On fourth-and-four, Deon Preister batted down the pass and the Terriers took over on downs. Wofford had first down passes to Blake Morgan and Jason Hill. A defensive holding call on third down gave the Terriers a first down. After another first down by Blake Morgan, the Terriers lined up for a 20-yard field goal. Holder Miller Mosley kept the ball and ran it in for the touchdown on the fake. Wofford had a 28-10 lead with 5:59 left in the game. Furman gained four first downs and had first-and-goal from the two yard line. After a gain of one, a no gain and incomplete pass brought up fourth-and-one. Antonio Wilcox was stopped for a loss of one by Datavious Wilson and Dominique Lemon to turn the ball over on downs with 3:19 remaining. Wofford took over at the one and a first down by Jamison Chapman enabled the Terriers to run out the clock for the win.

FURMAN	0	10	0	0	10
WOFFORD	7	7	7	7	28

1st Quarter

WOF - Blake Morgan 5 yd run (Luke Carter kick), 9:40

2nd Quarter

FUR - Grayson Atkins 41 yd field goal, 12:35

FUR - McCarter 20 yd pass from PJ Blazejewski (Atkins kick), 6:52

WOF - Blake Morgan 33 yd pass from Goodson (Carter kick), 0:45

3rd Quarter

WOF - Chase Nelson 2 yd run (Luke Carter kick), 2:56

4th Quarter

WOF - Miller Mosley 2 yd run (Luke Carter kick), 5:59

	FUR	WOF
FIRST DOWNS	15	19
RUSHES-YARDS (NET)	27-52	53-291
PASSING YDS (NET)	257	88
Passes Att-Comp-Int	31-18-0	11-8-0
TOTAL PLAYS-YARDS	58-309	64-379
Punts (Number-Avg)	3-46.3	4-42.2
Fumbles-Lost	0-0	1-1
Penalties-Yards	2-14	8-57
Possession Time	24:41	35:19
Third-Down Conversions	4 of 14	9 of 14
Fourth-Down Conversions	1 of 4	1 of 1
Red-Zone Scores-Chances	2-4	3-3
Sacks By: Number-Yards	0-0	1-6

Wofford Individuals

RUSHING: McAfee 9-98; Stoddard 17-64; Nelson 8-43 (1 TD); Morgan 9-39 (1TD); Brandon Goodson 4-34; Chapman 3-13; Mosley 1-2 (1 TD); TEAM 2-minus 2.

PASSING: Goodson 8-11-0-88.

RECEIVING: Wofford - Morgan 3-43 (1 TD); Taylor 2-25; Gouger 1-9; Hill 1-9; Cleary 1-2.

WOFFORD 10, NORTH DAKOTA STATE 42

NCAA FCS Quarterfinals • Dec. 9, 2017 • Fargodome

FARGO, N.D. – Wofford’s season ended in the NCAA FCS Quarterfinals on Saturday with a 42-10 loss to North Dakota State in the Fargodome. The Terriers scored first, but the Bison scored three touchdowns in the final five minutes of the first half to stake a 35-10 lead. NDSU added a touchdown in the third quarter and held the Terriers scoreless to advance to the semifinals.

Wofford ends the season at 10-3 overall. NDSU is 12-1 on the season and advance to the semifinals. The Terriers were led by Blake Morgan with 54 rushing yards. The Bison were led by Easton Stick with 11-of-16 passing for 184 yards and three touchdowns, along with one rushing touchdown.

“That was a tough game,” said head coach Mike Ayers. “They did what they do better than we did what we do. We knew it was going to be tough and know the history of their team. We understood that they have an outstanding team and outstanding players and they do a great job schematically. We had a chance to still be in the game and then just before half we had a debacle. They put us in a hole that did not allow us to do some things that we like to do. All the credit goes to their team and coaches for an outstanding job. I love my guys. They are great kids, tough and they didn’t give up. I just didn’t do a good enough job coaching them to get ready for this team and the environment.”

The Bison had the ball first and went three-and-out. After the punt, Wofford faced a fourth-and-two and Blake Morgan picked up the first down with a 38 yard run. Luke Carter capped the drive with a 40-yard field for a 3-0 lead with 9:04 on the clock in the first quarter. On the next drive by the Bison, Connor Wentz caught a 48 yard touchdown pass from Easton Stick for a 7-3 lead at 6:07 in the first. Wofford went three-and-out and punted back to the Bison.

With the ball back, Seth Wilson caught an 18-yard touchdown pass to push the lead to 14-3 with 2:32 on the clock in the first quarter. Wofford had a first down run by Brandon Goodson before having to punt at midfield. After a first down, the Bison fumbled and Colton

Clemons recovered at the 22-yard line. Blake Morgan had a rushing first down and on fourth-and-goal from the three Andre Stoddard scored the touchdown. Wofford trailed 14-10 at the 10:31 mark of the second quarter.

The next drive by the Bison began with a 41-yard kickoff return and a 33-yard run. Bruce Anderson capped the drive with a one-yard touchdown run and a 21-10 lead at the 4:49 mark of the second quarter. On the first play of Wofford’s next drive, Blake Morgan fumbled and it was recovered by the Bison’s Robbie Grimsley and returned 21 yards to the three-yard line. After a tackle for loss by Mikel Horton, Jeff Illies caught a four-yard touchdown pass for a 28-10 lead with 3:50 left in the first half. Wofford then fumbled on the ensuing kickoff and it was recovered by the Bison at the 32-yard line. After a pair of first downs, Bruce Anderson scored from five yards out to give NDSU a 35-10 lead with 54 seconds left until halftime. Joe Newman fumbled the first snap, but recovered the ball. The Terriers punted with five seconds left and the game went to the half.

Wofford had the ball to open the second half and had one first down before having to punt. The Bison had two first downs and then attempted a 50-yard field goal that was blocked by Brandon Curtis. The Terriers went three-and-out and punted. Ty Brooks had a 30-yard run for the Bison to get to midfield. After a 19-yard first down run, a first down pass moved NDSU inside the ten. Easton Stick ran it in from seven yards out to push the lead to 42-10 with 2:28 left in the third quarter. Wofford had a fourth-and-one converted on a run by Chase Nelson, but the drive stalled and the Terriers punted. The Bison had a first down and then had an apparent touchdown called back. Wofford took over after a punt at the 22-yard line with 9:22 left in the game. A pair of first downs moved the Terriers across midfield, but a fourth-and-eight pass was incomplete and the Bison took over on downs with 5:54 remaining. After two more first downs, the Bison were able to run out the clock on the win.

WOFFORD	3	7	0	0	10
NDSU	14	21	7	0	42

1st Quarter

WOF - Luke Carter 40 yd field goal, 9:04

NDSU - Connor Wentz 48 yd pass from Easton Stick (Cam Pedersen kick), 6:07

NDSU - Seth Wilson 18 yd pass from Easton Stick (Cam Pedersen kick), 2:32

2nd Quarter

WOF - Andre Stoddard 3 yd run (Luke Carter kick), 10:31

NDSU - Bruce Anderson 1 yd run (Cam Pedersen kick), 4:49

NDSU - Jeff Illies 4 yd pass from Easton Stick (Cam Pedersen kick), 3:50

NDSU - Bruce Anderson 5 yd run (Cam Pedersen kick), 0:54

3rd Quarter

NDSU - Easton Stick 7 yd run (Cam Pedersen kick), 2:28

	WOF	NDSU
FIRST DOWNS	8	21
RUSHES-YARDS (NET)	37-134	49-261
PASSING YDS (NET)	43	203
Passes Att-Comp-Int	12-3-0	17-12-0
TOTAL PLAYS-YARDS	49-177	66-464
Punts (Number-Avg)	6-40.3	2-39.5
Fumbles-Lost	4-2	1-1
Penalties-Yards	4-30	4-35
Possession Time	24:05	35:55
Third-Down Conversions	1 of 12	10 of 13
Fourth-Down Conversions	3 of 4	0 of 0

Wofford Individuals

RUSHING: Wofford-Morgan 10-54; Chapman 5-23; Stoddard 6-18 (1 TD); Goodson 9-17; Nelson 4-13; Lovelace 2-12; Newman 1-minus 3.

PASSING: Wofford-Goodson 3-11-0-43; Newman 0-1-0-0.

RECEIVING: Wofford-Taylor 2-38; Hill 1-5. Shepherd 1-9.

ELON 7, WOFFORD 19

NCAA FCS First Round • November 24, 2018 • Gibbs Stadium

SPARTANBURG, S.C. – Wofford defeated Elon 19-7 at Gibbs Stadium on Saturday afternoon in the opening round of the NCAA FCS Playoffs. The Phoenix had a 7-6 lead at the half, but the Terriers held Elon scoreless in the second half and scored three times for the win.

Wofford is 9-3 overall and Elon is 6-5. Wofford advances to play at #4 seed Kennesaw State next Saturday. The Terriers were led by Nathan Walker with 90 rushing yards and a touchdown, while Lennox McAfee added 63 rushing yards. Luke Carter was 4-of-5 on field goals in the contest. Elon was led by Daniel Thompson with 20-of-32 passing for 209 yards.

“Obviously we are excited about the win,” said Wofford head coach Josh Conklin. “We were excited to play at home which is a huge thing for our program. Elon came out and had a really good game plan on defense and made us earn everything offensively. I tip my cap to those guys and they played with a lot of effort. I know they had some injuries and that hurt them as the season went on. They put their players in position to make plays and our hats go off to them. For us, we stayed the course. It wasn’t always pretty. We wanted to score more points in the red zone early on and got stopped. As the game went on we stayed the course and found ways to get it done. I am excited for our guys and anytime you are still playing football at the end of November and beginning of December it is a good thing.”

The Phoenix had the ball to open the game and went three-and-out. Wofford had four first downs and scored on a 32-yard field goal by Luke Carter to take a 3-0 lead at the 6:32 mark of the first quarter. Elon answered with a 16-play drive that ended with a one-yard touchdown run by Brellynd Cyphers for a 7-3 lead at 14:23 in the second quarter. On the next drive by Wofford, Ryan Lovelace had a 56-yard run down the sideline. Luke Carter was wide left on a 36-yard field goal attempt with 11:34 on the clock in the second quarter.

With the ball back, Elon had two first downs and then faced a fourth-and-one. The Terrier defense stopped the run and took over

at the 32-yard line. On fourth-and-two, Nathan Walker picked up the first down. Miller Mosley had a 34-yard run for a first down, but the drive stalled. The Terriers settled for a 21-yard field goal by Luke Carter and Elon had a 7-6 lead with 2:09 left in the first half. The Phoenix had a three-and-out, with the Terriers getting the ball back with 1:24 remaining. Wofford went three-and-out and punted, while Elon took a knee to end the first half.

The Terriers had the ball to begin the second half and Nathan Walker had three first downs. A first down by Andre Stoddard put the ball inside the five and Nathan Walker ran it in for the touchdown. Wofford had a 13-7 lead at 9:54 in the third quarter. The Phoenix had a first down, but a fumble by the quarterback was recovered by Jireh Wilson and returned to the 30-yard line. On fourth-and-one, Nathan Walker picked up two yards. A 33-yard field goal by Luke Carter gave Wofford a 16-7 advantage with 4:35 left in the third quarter.

Elon had two first downs on their next possession before a pass by Daniel Thompson was tipped by the Wofford defense and intercepted by Mason Alstatt. He returned the ball to the 37-yard line. Andre Stoddard had a 20-yard run to move across midfield. Miller Mosley had two rushing first downs and then a first down run by Lennox McAfee put the ball at the five-yard line. Luke Carter added a 25-yard field goal for a 19-7 lead with 9:53 left in the game. The Phoenix had four first downs on their next drive and then faced a fourth-and-five from the seven-yard line. The pass attempt was incomplete and Wofford took over on downs with 4:45 on the clock. Lennox McAfee had a 22-yard run for a first down before the Terriers punted. Elon began at the 20-yard line with 3:13 on the clock. They had two quick passes for first downs and then faced fourth-and-one. The run was short and Wofford took over with 2:06 remaining. The Terriers took a knee three times to end the game.

ELON	0	7	0	0	7
WOFFORD	3	3	10	3	19

1st Quarter

WOF - Luke Carter 32 yd field goal, 6:32

2nd Quarter

ELON - Brellynd Cyphers 1 yd run (S. Davis kick), 14:23

WOF - Luke Carter 21 yd field goal, 2:09

3rd Quarter

WOF - Nathan Walker 4 yd run (Luke Carter kick), 9:54

WOF - Luke Carter 33 yd field goal, 4:35

4th Quarter

WOF - Luke Carter 25 yd field goal, 9:53

	ELON	WOF
FIRST DOWNS	17	19
RUSHES-YARDS (NET)	28-51	59-344
PASSING YDS (NET)	209	20
Passes Att-Comp-Int	32-20-1	8-4-0
TOTAL PLAYS-YARDS	60-260	67-364
Punts (Number-Avg)	2-39.5	2-49.5
Fumbles-Lost	1-1	0-0
Penalties-Yards	1-5	4-26
Possession Time	22:49	37:11
Third-Down Conversions	8 of 13	3 of 13
Fourth-Down Conversions	0 of 3	2 of 2

Wofford Individuals

RUSHING: Walker 14-90 (1 TD); McAfee 12-63; Lovelace 1-56; Mosley 6-42; Stoddard 11-40; Newman 8-34; VanCleave 3-21; Hill 1-2; TEAM 3-minus 4.

PASSING: Newman 3-5-0-12; Mosley 1-3-0-8.

RECEIVING: Luther 1-8; Lindsey 1-6; Helligar 1-5; Hill 1-1.

WOFFORD 10, KENNESAW STATE 13

NCAA FCS Second Round • December 1, 2018 • Fifth Third Bank Stadium

KENNESAW, Georgia – Wofford’s season ended in a 13-10 loss to Kennesaw State at Fifth Third Bank Stadium on Saturday afternoon in the second round of the NCAA FCS Playoffs. In a defensive battle, it was a late turnover by the Terriers that the Owls turned into the game-winning field goal with 1:52 left in the game that was the difference.

Wofford is 9-4 overall and #4 seed Kennesaw State is 11-1. The Owls advance to host #5 seed South Dakota State. The Terriers were led by Nathan Walker with 56 rushing yards, while Joe Newman was 8-of-13 passing for 153 yards and a touchdown. The Owls were led by Darnell Holland with 74 rushing yards and a touchdown.

“Obviously not the way you wanted to end the season,” said Wofford head coach Josh Conklin. “There is a lot of pain and hurt in the locker room right now and you really feel for the seniors. As for the game, it was a heck of a football game. We give a lot of credit to Kennesaw State and they executed a tremendous plan offensively and defensively. I have a lot of respect for their coaching staff. You knew it was going to come down to one play at the end. They ended up making one more play than we did and that is how things go sometimes. The sun will come up tomorrow morning as a football program and we are going to keep moving forward and see if we can play for a national championship, because this playoff stuff is a lot of fun. I am proud of my guys.”

The Terriers had the ball first and went three-and-out, while the Owls also went three-and-out and punted on their opening possession. Wofford punted again after a three-and-out. Kennesaw State had a fourth-and-one and lined up to go for it, but a false start penalty forced a punt. Starting the three-yard line, Nathan Walker and Lennox McAfee had first down runs before the Terriers had to punt. The Owls had two first downs and then on the first play of the second quarter Darnell Holland ran 53 yards for a touchdown. Kennesaw State had a 7-0 lead at the 14:48 mark of the quarter.

Wofford wasted little time in answering as Joe Newman threw a 57-yard touchdown pass to D’mauriae VanCleave to tie the game at 7-7

with 13:52 on the clock in the second quarter. After a three-and-out, the Terriers took over at the 41-yard line. Lennox McAfee had a first down run and then Luke Carter hit a 45-yard field goal to give Wofford a 10-7 lead with 7:45 left in the half. The Owls went three-and-out and punted. The Terriers had a first down run by Miller Mosley before having to punt. Kennesaw State had a first down pass to get to midfield. The Owls converted a fourth-and-four with a pass and had a 40-yard field goal as time expired to tie the game at 10.

The Owls had the ball to begin the second half and had one first down. On fourth-and-one, a pass was intercepted by Jojo Tillery and Wofford took over at the 13-yard line. Joe Newman ran for a first down and a pass to D’mauriae VanCleave moved the ball across midfield, but the Terriers had to punt. Kennesaw State started on the 12-yard line and went three-and-out. Wofford followed with a three-and-out on their next possession, but the Terrier defense also forced a three-and-out. Wofford had a first down run by Nathan Walker before a pass by Joe Newman was intercepted by the Owls at the goal line. The officials ruled a touchback and the drive started at the 20-yard line. Brandon Zamary forced a fumble and Mason Alstatt recovered the ball at the 41-yard line. On fourth-and-two, a run by Lennox McAfee was short and the Owls took over.

On their next drive, Kennesaw State went three-and-out and punted. Wofford also went three-and-out and punted. The Owls had a first down and then faced a fourth-and-two. A 48-yard field goal attempt was short and the Terriers took over. Joe Newman was sacked for a loss of 20 yards and fumbled on the play, with the Owls recovering at the 21-yard line. They were unable to gain a first down but took a 13-10 lead on a 30-yard field goal with 1:52 left in the game. Wofford had four straight incomplete passes and the Owls took over with 1:25 remaining. Wofford stopped the Owls and had the ball back with 21 seconds left but were unable to score.

WOFFORD	0	10	0	0	10
KSU	0	10	0	3	13

2nd Quarter

KSU - Darnell Holland 53 yd run (Nicholas Jones), 14:48

WOF - D’mauriae VanCleave 57 yd pass from Joe Newman (Luke Carter kick), 13:52

WOF - Luke Carter 45 yd field goal, 7:45

KSU - Justin Thompson 40 yd field goal, 0:00

4th Quarter

KSU - Justin Thompson 30 yd field goal, 1:52

	WOF	KSU
FIRST DOWNS	11	7
RUSHES-YARDS (NET)	44-74	44-163
PASSING YDS (NET)	162	79
Passes Att-Comp-Int	17-10-1	14-6-1
TOTAL OFFENSE PLAYS-YARDS	61-236	58-242
Punts (Number-Avg)	7-36.7	7-42.3
Fumbles-Lost	2-1	1-1
Penalties-Yards	4-16	2-16
Possession Time	34:14	25:46
Third-Down Conversions	5 of 17	2 of 15
Fourth-Down Conversions	0 of 2	1 of 3

Wofford Individuals

RUSHING: Walker 11-56; McAfee 11-28; Mosley 5-12; Stoddard 2-1; Lovelace 1-minus 1; Newman 14-minus 22.

PASSING: Newman 8-13-1-153; Mosley 2-3-0-9; TEAM 0-1-0-0.

RECEIVING: VanCleave 5-93 (1 TD); Lindsey 2-24; Tillery 1-43; Luther 1-3; Walker 1-minus 1.

TEAM PLAYOFF RECORDS

SCORING

Most Points in a Quarter

21 vs. Western Kentucky (12/6/2003) First Quarter

Most Points, Game

35 at James Madison (11/28/2008)

34 vs. Western Kentucky (12/6/2003)

TOTAL OFFENSE

Total Offense Plays, Game

81 at Northern Iowa (12/3/2011)

76 vs. Western Kentucky (12/6/2003)

75 vs. Richmond (12/1/2007)

74 at James Madison (11/29/2008)

Total Offense Yards, Game

479 vs. New Hampshire (12/1/2012)

478 at Northern Iowa (12/3/2011)

431 at James Madison (11/29/2008)

386 at Montana (11/24/2007)

364 vs. Elon (11/24/2018)

RUSHING

Rushing Yards, Game

457 at Northern Iowa (12/3/2011)

454 vs. New Hampshire (12/1/2012)

370 vs. North Carolina A&T (11/29/2003)

344 vs. Elon (11/24/2018)

333 at Montana (11/24/2007)

311 vs. Western Kentucky (12/6/2003)

301 at James Madison (11/29/2008)

Fewest Rushing Yards, Game

74 at Kennesaw State (12/1/2018)

134 at North Dakota State (12/9/2017)

136 at Delaware (12/23/2003)

Most Rushing Attempts, Game

73 at Northern Iowa (12/3/2011)

72 vs. Western Kentucky (12/6/2003)

61 at Youngstown State (12/10/2016)

60 at Montana (11/24/2007)

60 vs. Richmond (12/1/2007)

PASSING

Passing Yards, Game

162 at Kennesaw State (12/1/2018)

160 vs. Georgia Southern (12/11/2010)

130 at James Madison (11/29/2008)

Most Passes Completed, Game

10 at Kennesaw State (12/1/2018)

9 vs. Richmond (12/1/2007)

9 at James Madison (11/29/2008)



Mitch Allen led the Terriers to a 17-14 win at Jacksonville State in the 2010 FCS Playoffs.

Fewest Yards Passing, Game

0 vs. North Carolina A&T (11/29/2003)

0 at Youngstown State (12/10/2016)

FIRST DOWNS

Most First Downs, Game

27 at James Madison (11/29/2008)

27 at Northern Iowa (12/3/2011)

Most First Downs Rushing, Game

26 at Northern Iowa (12/3/2011)

22 vs. New Hampshire (12/1/2012)

21 at James Madison (11/29/2008)

Most First Downs Passing, Game

7 vs. Georgia Southern (12/11/2010)

Most First Downs by Penalty, Game

2 vs. New Hampshire (12/1/2012)

2 at North Dakota State (12/9/2017)

PENALTIES

Most Penalties, Game

10 at Northern Iowa (12/3/2011)

8 vs. Furman (12/2/2017)

7 vs. Richmond (12/1/2007)

Most Penalty Yards, Game

64 at Jacksonville State (12/4/2010)

57 vs. Furman (12/2/2017)

55 at Northern Iowa (12/3/2011)

Fewest Penalties, Game

1 vs. Western Kentucky (12/6/2003)

1 vs. Charleston Southern (11/26/2016)

DEFENSE

Fewest Rushing Yards Allowed, Game

51 vs. Elon (11/24/2018)

52 vs. Furman (12/2/2017)

73 vs. New Hampshire (12/1/2012)

85 vs. North Carolina A&T (11/29/2003)

Fewest Passing Yards Allowed, Game

78 vs. Georgia Southern (12/11/2010)

79 at Kennesaw State (12/1/2018)

Fewest Total Offense Yards Allowed, Game

238 at Northern Iowa (12/3/2011)

238 vs. New Hampshire (12/1/2012)

242 at Kennesaw State (12/1/2018)

246 vs. Georgia Southern (12/11/2010)

Most Passes Intercepted, Game

3 vs. Western Kentucky (12/6/2003)

Most Tackles, Game

111 at The Citadel (12/3/2016)

87 at Delaware (12/13/2003)

Most Tackles for Loss, Game

12.0 vs. North Carolina A&T for 59 yards (11/29/2003)

10.0 vs. New Hampshire for 48 yards (12/1/2012)

10.0 vs. Charleston Southern for 29 yards (11/26/2016)

Most Sacks, Game

5.0 vs. New Hampshire for 32 yards (12/1/2012)

4.0 vs. North Carolina A&T for 44 yards (11/29/2003)

MISCELLANEOUS

Largest Margin of Victory

21 vs. North Carolina A&T (11/29/2003) 31-10

Largest Margin of Defeat

32 at North Dakota State (12/9/2017), 42-10

15 at Delaware (12/13/2003), 24-9

Largest Time of Possession

37:11 vs. Elon (11/24/2018)

35:56 at Northern Iowa (12/3/2011)

35:19 vs. Furman (12/2/2017)

34:14 at Kennesaw State (12/1/2018)

33:37 vs. Georgia Southern (12/11/2010)

Most Third Down Conversions

9 vs. Richmond (12/1/2007) 9 of 15

9 vs. Furman (12/2/2017) 9 of 14

Most Fourth Down Conversions

3 of 4, five times, last at North Dakota State (12/9/2017)

INDIVIDUAL PLAYOFF RECORDS

RUSHING

Most Carries

28 Eric Breitenstein vs. Jacksonville State (12/4/2010)

28 Eric Breitenstein at Northern Iowa (12/3/2011)

27 Lorenzo Long vs. Charleston Southern (11/26/2016)

25 Dane Romero at James Madison (11/29/2008)

24 Eric Breitenstein at North Dakota State (12/8/2012)

Most Yards

247 Eric Breitenstein vs. New Hampshire (12/1/2012)

178 Eric Breitenstein at Jacksonville State (12/4/2010)

156 Mitch Allen at Northern Iowa (12/3/2011)

145 Kevious Johnson at Montana (11/24/2007)

141 Jeff Zolman vs. North Carolina A&T (11/29/2003)

135 Eric Breitenstein at North Dakota State (12/8/2012)

131 Eric Breitenstein at Northern Iowa (12/3/2011)

Most Touchdowns

4 Dane Romero at James Madison (11/29/2008)

3 Jeff Zolman vs. Western Kentucky (12/6/2003)

3 Eric Breitenstein at Northern Iowa (12/3/2011)

3 Eric Breitenstein vs. New Hampshire (12/1/2012)

Longest Rush

75t Joe Newman at Youngstown State (12/10/2016)

56 Ryan Lovelace vs. Elon (11/24/2018)

54 Eric Breitenstein vs. New Hampshire (12/1/2012)

48 Eric Breitenstein at Jacksonville State (12/4/2010)

46t Eric Breitenstein at Northern Iowa (12/3/2011)

46 Mitch Allen at Northern Iowa (12/3/2011)

PASSING

Most Attempts

15 Josh Collier vs. Richmond (12/1/2007)

15 Mitch Allen at Jacksonville State (12/4/2010)

14 Ben Widmyer at James Madison (11/29/2008)

14 Trey Rodgers at Delaware (12/13/2003)

13 Joe Newman at Kennesaw State (12/1/2018)

Most Completions

9 Josh Collier vs. Richmond (12/1/2007)

8 Mitch Allen at Jacksonville State (12/4/2010)

8 Ben Widmyer at James Madison (11/29/2008)

8 Brandon Goodson vs. Furman (12/2/2017)

8 Joe Newman at Kennesaw State (12/1/2018)

Most Yards

160 Mitch Allen vs. Georgia Southern (12/11/2010)

153 Joe Newman at Kennesaw State (12/1/2018)

112 Josh Collier vs. Richmond (12/1/2007)

Most Touchdown Passes

1 Trey Rodgers at Delaware (12/13/2003)

1 Josh Collier at Montana (11/24/2007)

1 Mitch Allen vs. Georgia Southern (12/11/2010)

1 Brandon Goodson vs. Furman (12/2/2017)

1 Joe Newman at Kennesaw State (12/1/2018)

Most Interceptions Thrown

2 Josh Collier at Montana (11/24/2007)

2 Brandon Goodson at The Citadel (12/3/2016)

Longest Pass Play

57t Joe Newman to D'mauriae VanCleave at KSU (12/1/2018)

POSTSEASON GAME RECORDS

46 Josh Collier to Andy Strickland, vs. Richmond (12/1/2007)

RECEIVING

Receptions

6 Andy Strickland vs. Richmond (12/1/2007)
6 Brenton Bersin at Jacksonville State (12/4/2010)

Receiving Yards

99 Brentin Bersin vs. Georgia Southern (12/11/2010)
98 Andy Strickland vs. Richmond (12/1/2007)
93 D'mauriae VanCleave at Kennesaw St. (12/1/2018)

Touchdown Receptions

1 Brian Rice at Delaware (12/13/2003)
1 Andy Strickland at Montana (11/24/2007)
1 Brenton Bersin vs. Georgia Southern (12/11/2010)
1 Blake Morgan vs. Furman (12/2/2017)
1 D'mauriae VanCleave at Kennesaw St. (12/1/2018)

SCORING

Total Points

24 Dane Romero at James Madison (11/29/2008)
18 Jeff Zolman vs. Western Kentucky (12/6/2003)
18 Eric Breitenstein at Northern Iowa (12/3/2011)
18 Eric Breitenstein vs. New Hampshire (12/1/2012)

Touchdowns

4 Dane Romero at James Madison (11/29/2008)
3 Eric Breitenstein at Northern Iowa (12/3/2011)
3 Eric Breitenstein vs. New Hampshire (12/1/2012)
2 Jeff Zolman vs. Western Kentucky (12/6/2003)
2 Blake Morgan vs. Furman (12/2/2017)

Two Point Conversions

1 Kevious Johnson run vs. Western Kentucky (12/6/03)

KICKING

Most PATs Made

5 Patrick Mугan at James Madison (11/29/2008)
4 Nick Robertson vs. North Carolina A&T (11/29/03)
4 Luke Carter vs. Furman (12/2/2017)

Most PAT Attempts

5 Patrick Mугan at James Madison (11/29/2008)
4 Nick Robertson vs. North Carolina A&T (11/29/03)
4 Nick Robertson vs. Western Kentucky (12/6/2003)
4 Luke Carter vs. Furman (12/2/2017)

Most Field Goals Made

4 Luke Carter vs. Elon (11/24/2018)
2 Christian Reed vs. Georgia Southern (12/11/2010)

Most Field Goals Attempted

5 Luke Carter vs. Elon (11/24/2018)
3 Christian Reed at Jacksonville State (12/4/2010)
2 Christian Reed vs. Georgia Southern (12/11/2010)

Most Kick Scoring Points

13 Luke Carter vs. Elon (11/24/2018)
8 Christian Reed vs. Georgia Southern (12/11/2010)
6 Nick Robertson vs. North Carolina A&T (11/29/03)

Longest Field Goal Made

47 David Marvin at The Citadel (12/3/2016)
45 Luke Carter at Kennesaw State (12/1/2018)
40 Nick Robertson at Delaware (12/13/2003)
40 Luke Carter at North Dakota State (12/9/2017)
37 David Marvin at Youngstown State (12/10/2016)

PUNT RETURNS

Most Punt Returns

3 Sheil Wood vs. North Carolina A&T (11/29/2003)
3 Sheil Wood vs. Western Kentucky (12/6/2003)
3 Brad Nock vs. New Hampshire (12/1/2012)

Most Punt Return Yards

38 Sheil Wood vs. North Carolina A&T (11/29/2003)

Longest Punt Return

27 Sheil Wood vs. North Carolina A&T (11/29/2003)

KICKOFF RETURNS

Most Kickoff Returns

3 Kevious Johnson at Delaware (12/13/2003)
3 Sean Lees at Montana (11/24/2007)
3 Sean Lees vs. Richmond (12/1/2007)
3 Mike Rucker at James Madison (11/29/2008)
3 Jeremy Marshall at Jacksonville State (12/4/2010)
3 Mike Rucker vs. Georgia Southern (12/11/2010)
3 Stephon Shelton at Northern Iowa (12/3/2011)
3 Ellis Pace at Youngstown State (12/10/2016)
3 Lennox McAfee vs. Furman (12/2/2017)

Most Kickoff Return Yards

81 Mike Rucker at James Madison (11/29/2008)

Longest Kickoff Return

34 Mike Rucker at James Madison (11/29/2008)

PUNTING

Most Punts

9 David Marvin vs. Charleston Southern (11/26/16)
7 Luke Carter at Kennesaw State (12/1/2018)
6 Jimmy Miner at Delaware (12/13/2003)
5 Jimmy Miner vs. Western Kentucky (12/6/2003)
5 David Marvin at Youngstown State (12/10/2016)
5 Luke Carter at North Dakota State (12/9/2017)

Most Punting Yards

406 David Marvin vs. Charleston Southern (11/26/16)
278 Jimmy Miner at Delaware (12/13/2003)
257 Luke Carter at Kennesaw State (12/1/2018)
236 David Marvin at Youngstown State (12/10/2016)
226 Luke Carter at North Dakota State (12/9/2017)

Longest Punt

56 David Marvin vs. Charleston Southern (11/26/16)
52 Luke Carter vs. Elon (11/24/2018)
51 Kasey Redfern vs. New Hampshire (12/1/2012)
51 David Marvin at Youngstown State (12/10/2016)
50 Jimmy Miner at Delaware (12/13/2003)
50 Luke Carter at North Dakota State (12/9/2017)
50 Luke Carter vs. Furman (12/2/2017)

INTERCEPTIONS

Interceptions

2 Devin Watson vs. Charleston Southern (11/26/16)

Interception Return Yards

64 Devin Watson at The Citadel (12/3/2016)
48 Devin Watson vs. Charleston Southern (11/26/16)
47 Alex Love vs. Western Kentucky (12/6/2003)

Interception Returns for Touchdown

1 Devin Watson at The Citadel, 64 yards (12/3/2016)
1 Blake Wylie at North Dakota State, 35 yds (12/8/2012)

Longest Interception Return

47 Alex Love vs. Western Kentucky (12/6/2003)
64t Devin Watson at The Citadel (12/3/2016)

TACKLES

Total Tackles

16 Lincoln Stewart at The Citadel (12/3/2016)
15 Teddie Whitaker vs. North Carolina A&T (11/29/2003)
14 Jason Leventis at Montana (11/24/2007)
14 Datavious Wilson at The Citadel (12/3/2016)
14 Colton Clemons at North Dakota State (12/9/2017)

Solo Tackles

11 Malik Rivera at Youngstown State (12/10/2016)
10 Miles Brown at Kennesaw State (12/1/2018)
8 Matt Nelson vs. Western Kentucky (12/6/2003)

8 Jason Leventis at James Madison (11/29/2008)

Assisted Tackles

12 Lincoln Stewart at The Citadel (12/3/2016)
10 Mike Niam at Jacksonville State (12/4/2010)
8 Teddie Whitaker vs. North Carolina A&T (11/29/2003)
8 Lee Basinger at Delaware (12/13/2003)
8 Jason Leventis at Montana (11/24/2007)
8 Matt Norcia at James Madison (11/29/2009)
8 Mike Niam at Northern Iowa (12/3/2011)
8 Datavious Wilson at The Citadel (12/3/2016)
8 Dylan Young at The Citadel (12/3/2016)
8 Colton Clemons at North Dakota State (12/9/2017)

TACKLES FOR LOSS

3.0 Terrance Morris at Youngstown State (12/10/2016)
2.5 Eric Eberhardt vs. Georgia Southern (12/11/2010)
2.5 Jaleel Green vs. Charleston Southern (11/26/2016)
2.5 Tyler Vaughn vs. Charleston Southern (11/26/2016)
2.0 Lee Basinger vs. North Carolina A&T (11/29/2003)
2.0 Ameet Pall vs. Georgia Southern (12/11/2010)
2.0 Mike McCrimon vs. New Hampshire (12/1/2012)
2.0 Josh Holt at North Dakota State (12/8/2012)
2.0 Miles Brown at Kennesaw State (12/1/2018)
2.0 Jireh Wilson vs. Elon (11/24/2018)

SACKS

2.0 Mike McCrimon vs. New Hampshire (12/1/2012)
1.5 Lee Basinger vs. North Carolina A&T (11/29/2003)

FUMBLES FORCED

1 Teddie Whitaker vs. North Carolina A&T (11/29/2003)
1 Jimmy Freeland vs. Western Kentucky (12/6/2003)
1 Seth Goldwire vs. Richmond (12/1/2007)
1 Preston Roseboro vs. Georgia Southern (12/11/2010)
1 Alvin Scioneaux at Northern Iowa (12/3/2011)
1 Josh Roseborough vs. New Hampshire (12/1/2012)
1 Blake Wylie vs. New Hampshire (12/1/2012)
1 E.J. Speller vs. New Hampshire (12/1/2012)
1 James Zotto at North Dakota State (12/8/2012)
1 Terrance Morris at Youngstown State (12/10/2016)
1 Brandon Zamary at Kennesaw State (12/1/2018)

FUMBLES RECOVERED

1 Alex Goltry vs. Georgia Southern (12/11/2010)
1 Alex Love vs. North Carolina A&T (11/29/2003)
1 Josh Smith vs. Western Kentucky (12/6/2003)
1 Brian Kemp vs. Richmond (12/1/2007)
1 Ameet Pall at Northern Iowa (12/3/2011)
1 E.J. Speller vs. New Hampshire (12/1/2012)
1 Stephon Shelton at North Dakota State (12/8/2012)
1 Tyler Vaughn at Youngstown State (12/10/2016)
1 Colton Clemons at North Dakota State (12/9/2017)
1 Mason Alstatt at Kennesaw State (12/1/2018)
1 Jireh Wilson vs. Elon (11/24/2018)

LONGEST FUMBLE RETURNS

19t Alex Goltry vs. Georgia Southern (12/11/2010)

PASSES BROKEN UP

4 Matt Nelson vs. Western Kentucky (12/6/2003)
3 Blake Wylie vs. New Hampshire (12/1/2012)
3 Domo Lemon vs. Elon (11/24/2018)

DR. NAYEF
SAMHAT
PRESIDENT

The Wofford College Board of Trustees elected Dr. Nayef H. Samhat as president of the college on Tuesday, May 14, 2013. He began his duties at Wofford on July 1, 2013.

Samhat had served as provost and professor of political science and international studies at Kenyon College in Gambier, Ohio, since 2009.

“We conducted a thorough, national search for the 11th president of Wofford College,” said J. Harold Chandler (Class of 1971), chair of the Wofford Board of Trustees.

“Our search committee was led by an able and accomplished individual and its 12 members have done their job in a thoughtful and comprehensive manner. The board of trustees, led by its Human Resources Committee, has completed its review and have voted to accept the mutual recommendation of the Search Committee and the Human Resources Committee in the naming of Dr. Nayef H. Samhat as the next president of Wofford College. We are honored that Dr. Samhat has accepted our call and we are excited and ready to begin our important work together.”

Samhat held several positions at Centre College in Danville, Ky., from 1996 to 2009, including associate dean of the college, the Frank B. and Virginia Hower Associate Professor of Government and International Studies, chair of the Division of Social Studies, and the National Endowment for the Humanities Associate coordinator of the Environmental Field Experience Program and an instructor in the Department of Political Science at Northwestern University in Evanston, Ill., from 1995 to 1996.

After receiving his bachelor’s degree in international economics from The George Washington University in Washington, D.C., in 1983, Samhat received his master of international affairs degree from Columbia University in New York City. He received his Ph.D. in political science from Northwestern University, where he also received a minor in comparative political economy.

While at Kenyon, Samhat oversaw a number of major grants, including two from the Mellon Foundation: a Critical Languages and Innovative Pedagogy grant to support post-doctoral teaching fellowships for Russian and Arabic languages, and a grant for the Center for Innovative Pedagogy and The Essentials: Renewing General Education within the Curriculum to enhance the endowment for a previously Mellon-funded Teacher Teaching Teachers grant.

He is currently serving on the NCAA Board of Governors, along with the NCAA Division I Sport Organizational Structure Working Group. He also was chairman of the Southern Conference Council of Presidents in 2015-16.

A native of Detroit, Mich., Samhat is married to Prema Samhat, former director of the Knox Community Hospital Foundation and director of marketing and communications for Knox Community Hospital. They have three daughters, Alia, Jehan, and Leila.



Dr. Samhat traveled with the Terriers to the NCAA FCS Playoff game at North Dakota State in 2017.

RICHARD
JOHNSON
ATHLETIC DIRECTOR



Richard Johnson is in his 19th year as director of athletics at Wofford College. The former head basketball coach has been an instrumental figure on campus for over 30 years.

Johnson officially began his new duties on December 3, 2001. In 17 years as head basketball coach at Wofford (1985-2002), Johnson had a 100 percent graduation rate for all players who completed their eligibility. He was the runner-up for SoCon Coach of the Year honors twice in the Terriers’ five seasons of league play under him. His 200th win was a 79-74 victory at Clemson during the 1999-2000 campaign. During his Wofford coaching tenure, Johnson guided the Terriers from NAIA membership to NCAA Division II in 1988, Division I status in 1995 and the Southern Conference in 1997.

A 1976 graduate of The Citadel, Johnson came to Wofford after serving nine years as a basketball assistant at his alma mater under legendary coach Les Robinson. Johnson also holds an MBA from The Citadel.

Over the past several years as athletic director, he also has been a driving force behind the development of several facility projects. Russell C. King Field and Switzer Stadium returned baseball to campus in 2003. The Richardson Building was renovated in 2008 and 2018, while the Joe E. Taylor Athletic Building and a golf practice facility were completed in 2009. Wofford completed the Jerry Richardson Indoor Stadium, a 3,500 seat basketball arena, in September of 2017.

Johnson has also been responsible for the growth of the athletic endowment to a current level of over \$41 million, with a long-term goal of endowing all scholarships in the department. He recently concluded service on the NCAA’s Division I Football Championship Committee and the FCS ADA Executive Committee, while also serving on NCAA Division I Men’s Basketball Rules Committee. In June of 2015, he was named Under Armour Athletic Director of the Year by the National Association of Collegiate Directors of Athletics.

Johnson and his wife Carol, have two daughters, Lindsay and Lauren, and a son, Rich, all three of whom are Wofford graduates. The Johnsons also have five grandchildren. Lindsay and Brad Lowry are the parents of Louisa and Brady Lowry, while Lauren and Dr. Reece McWilliams are the parents of Mac, Walker, and James McWilliams.

DR. JAMEICA
HILL



FACULTY ATHLETIC REP.

Dr. Jameica Hill, Professor and Chair of the Chemistry Department, is in her 14th year as the Faculty Athletic Representative (FAR). Dr. Hill represents Wofford to the National Collegiate Athletic Association and the Southern Conference. She is responsible for certifying the eligibility of student-athletes and assuring integrity in the eligibility process. In addition to supervising athletics policies, the FAR also serves as a liaison between the faculty and the student athletes, looking out for their individual well-being with regard to academics and athletics. She served as the President of the Southern Conference from 2017 to 2019.

Hill, a native of Due West, S.C. and a member of Phi Beta Kappa, earned her Ph.D. degree in inorganic chemistry at Clemson University, where she was a Graduate Teaching Assistant of the Year. She received Wofford’s 1995 Martin Luther King Jr. Humanitarian Award and was also an associate director for a summer science program that was funded by a grant from the Howard Hughes Medical Center.

Hill’s interest in athletics has been a lifelong one. Her father was a high school coach, and she participated in many different sports (including being named a SC All-State point guard and playing in the North/South game).

A 1988 graduate of Wofford, Hill was a cheerleader for the football and basketball teams as a student. Her husband, Jason Hill ’89, is a former Wofford quarterback and assistant coach. Their daughter Shelby recently graduated from Clemson University, while their son Jason is on the football team at Wofford.

NCAA PLAYOFFS
1990 1991 2003 2007 2008 2010 2011 2012 2016 2017 2018

MARK LINE

DEPUTY ATHLETIC DIRECTOR



Mark Line has been a leader on campus for over 30 years, first as the baseball coach and then as an administrator. He joined the athletic department administrative staff in July 2003 in the role of associate athletic director for internal operations and sports programs. He was promoted to senior associate athletic director in 2012 and was named the Deputy Athletic Director in March of 2017. Among his myriad of duties, Line supervises the Olympic sports while also overseeing the department's budget and serving as liaison to the Carolina Panthers and several on-campus groups and committees.

A 1977 graduate of Erskine, Line posted a 210-158 record (.571) in 10 years as the Terriers baseball coach (1986-95). He received District Coach of the Year honors in his second season as the 1987 squad put together as a 23-11 mark. Wofford then set a single-season school record for victories the following campaign with a 27-12 record. It marked the first time Wofford qualified for postseason play in consecutive seasons. Line's 1991 team established another Terrier mark for wins with a 30-9 record.

Line was selected as a 2004 inductee into Wofford's Athletic Hall of Fame. The first-base dugout at Russell C. King Field, the Terriers' on-campus baseball facility, is named in his honor.

Line has served as chairman of the physical education department since 1988. Following the 1995 season, Line accepted a role as associate dean of students in the Wofford student affairs office. He worked with volunteer services, Bonner Scholars, the campus judicial system and a host of other activities involving campus life.

Line and his wife, Pam, have two children: Alyse Worley, a 2010 graduate of Wofford, and Sam, a 2014 graduate of Emory and Henry College. Alyse and her husband Mitch live in Charleston, while Sam and his wife Meg reside in Jacksonville, Florida.

TERRI LEWITT

SENIOR ASSOCIATE AD FOR DEVELOPMENT



Terri Lewitt is in her 35th year as a member of the Wofford athletic department. Lewitt's main duties as senior associate athletic director for development involve a dual role as liaison between the athletic and development offices.

She also chairs, along with the Terrier Club president, many of the events and activities administered by the Terrier Club and its board of directors, including the Terrier Ball.

After coming to the college as an administrative assistant in March 1985, Lewitt became the sports information director two months later. In addition to those duties, she was the business and ticket manager for the department. She has also served as the compliance director and until the fall of 2015 was the senior women's administrator.

In 2008, she was recognized by the Southern Conference for her role in the growth of women's athletics as the conference celebrated 25 years of women's championships.

Lewitt was promoted to assistant athletic director in 1989, associate director in 1996, and senior associate athletic director in 2012. The Burlington, N.C. native earned her B.A. degree in history from Elon in 1984. Lewitt and her husband, Mark, have two children: Lauren, a 2016 Wofford graduate, and David, a 2018 Wofford graduate. Lauren resides in Charleston with her husband, Jacob, also a 2016 Wofford graduate.

ELIZABETH RABB

ASSOCIATE ATHLETIC DIRECTOR FOR COMPLIANCE / SWA



Elizabeth Rabb is in her 18th year as a member of the Wofford athletic department. In her current role, she oversees NCAA, Southern Conference and Wofford regulatory issues for all Terrier student-athletes. This includes interpreting NCAA regulations and monitoring recruiting, financial aid and eligibility issues. She took on the role of senior women's administrator in September of 2015 and also provides oversight for the Student-Athlete Advisory Committee (SAAC).

In July of 2011, she ended a three-year term as a member of the NCAA's Administration Cabinet. Rabb also served a term on the NCAA's Olympic Sports Liaison Committee. She has added

experience as Wofford's ticket manager and cheerleading coach during her tenure at Wofford.

A native of Johnson City, Tenn., Rabb earned a B.A. degree in history from Wofford in 2001. She earned her master's degree from Converse College in December 2007. While an undergraduate, she worked as a student assistant in the athletic department and was a member of both the cheerleading and dance squads. Rabb also worked as an intern at East Tennessee State and the Southern Conference office.

Rabb and her husband, Marc, were married on June 23, 2007. Marc is the director of media relations at Gardner-Webb University. Their daughter, Ella, was born in June of 2010.

BRENT WILLIAMSON

ASSOCIATE AD FOR MEDIA RELATIONS



Brent Williamson is in his 13th season at Wofford. After eight years as Assistant Athletic Director for Media Relations, he was named Associate AD in September of 2015. He joined the Terriers after spending four years as the Assistant Athletic Director for Public Relations at the University of Maine.

He is responsible for the media relations operations for the Wofford College Athletic Department and is the primary contact for football, baseball and cross country/track and field. He oversees all department publications, statistics, news releases, the department's website "woffordterriers.com," and social media outlets. The 2013 football media guide was named "Best in the Nation" by CoSIDA.

In four years at Maine, Williamson oversaw the media relations for nineteen sports. He was the primary contact for the men's ice hockey team, which advanced to three NCAA Frozen Fours. He worked with six All-Americans and a Hobey Baker Finalist, along with several current NHL players and two Stanley Cup Champions. At Maine he also oversaw the development and production of a bi-weekly television show, *The Black Bear Insider*, along with other special projects.

Prior to Maine, he spent eight years working in media relations in the National Football League. After two seasons with the Atlanta Falcons, he joined the Jacksonville Jaguars in 1997. In 2002, he was named Director of Media Relations for the Houston Texans. He assisted in the media relations operations at four Super Bowls.

A native of Taylors, S.C., Williamson graduated from Wake Forest University in 1994 with a bachelors degree in history. He added a masters of sports management from the University of Richmond in 1996. His grandfather, W.S. Williamson, graduated from Wofford College in 1932.

RYAN PRICE

ASSISTANT AD FOR BUSINESS AND FINANCE



After spending two seasons with the Wofford baseball team, Ryan Price moved to administration on September 1, 2014 to assist in internal operations. He was promoted to Assistant Athletic Director for Business and Finance in the spring of 2017. In addition to assisting the Athletic Director with special projects, Price is responsible for controlling all sport budgets, departmental invoices, and expense reports. He also works closely with the Elizabeth Rabb in compliance and Mark Line in monitoring game operations.

Price joined the Terriers in October of 2012 as an assistant baseball coach. In his first season on the staff, the team led the Southern Conference and the nation with 163 stolen bases and was 18th in the nation in sacrifice bunts. In 2014, the team set a school record for wins in a season and reached the Southern Conference Tournament semifinals.

Prior to joining the Terriers he was an assistant coach and coordinator of baseball operations at The College of Saint Rose. He also served as an athletic department assistant. A three-time Northeast-10 Conference All-League outfielder at The College of Saint Rose, he was also a three-time Northeast-10 Academic All-Conference pick who made 174 starts.

A native of Binghamton, New York, Price received his bachelor's degree in sport management and mathematics from The College of Saint Rose in 2010 and added a master of business administration in 2011.

ANDY KIAH

DIRECTOR OF ATHLETIC FACILITIES

Andy Kiah is in his 24th year on the staff at Wofford and 18th as the director of athletic facilities.

Kiah oversees the maintenance and operation of all athletic facilities, including Gibbs Stadium, the practice fields, the Richardson Building, Snyder Field, and Russell C. King Field. Wofford's facilities, which are also used by the Carolina Panthers for training camp, have been ranked among the best in the country.

Kiah first came to Wofford as an assistant baseball coach. A 1996 graduate of the University of Massachusetts, Kiah was a four-year letterman for the UMass baseball team. The 1996 Minuteman squad advanced to the NCAA Regionals and was within one game of reaching the College World Series. He was captain of the 1996 team that set a school record with 40 wins.

A native of Brewer, Maine, Kiah holds a bachelor's degree in sports management from the University of Massachusetts. His wife Amy, was head coach of the Wofford women's soccer team from 1999 to 2017. They have two daughters, Kayleigh and Mikenna.



SHANNON HANSEN

WOFFORD SPORTS PROPERTIES

Shannon Hansen is in her second season as General Manager of Learfield IMG Sports Marketing for Wofford College.

Hansen moved to Greenville from Detroit in 2010, and served as the Premium Sales & Service Manager for the Bon Secours Wellness Arena for the past seven years, overseeing sales & service for the arena's suite, club seat and sponsorship programs. Previously, Shannon held management positions within several arenas and sporting teams, including the Oklahoma City Thunder D-League affiliate, the Tulsa 66ers.

Active in the Upstate community, Shannon serves as Vice-Chair of the Julie Valentine Center Board of Directors and is a graduate of Leadership Greenville Class 42. She also serves on the Board of Directors for the Nicholtown Child & Family Collaborative and Ten at the Top. Shannon became a member of the Association of Luxury Suite Director's (ALSD) in 2006, joining the Board of Directors in 2012 and serving on the Executive Committee.

Hansen and her husband Kevin have three children, McKella, Kalder and Greenlee. She holds a BA in Corporate Communications and Public Relations from the University of Michigan.



JAKE FARKAS

DIRECTOR OF MARKETING AND PROMOTIONS

Jake Farkas joined the Wofford staff in September of 2017 as director of marketing and promotions. In his role he oversees the marketing and promotions for all 18 sports. He coordinates the gameday experience, which includes oversight of the cheerleaders and dance team. Previously he served as the assistant director of fan experience and promotions at Liberty University.

Farkas was responsible for creating and executing marketing plans, developing attendance and revenue generating promotions and coordinating game day activities at Liberty's home athletics events. He was the primary marketing contact for baseball, women's basketball, volleyball and track & field, while aiding in the marketing efforts for football and men's basketball. He also co-operated all of the Liberty Flames social media accounts and oversaw the athletics marketing graduate assistant positions and internship program.

Prior to his time at Liberty, Farkas served as a marketing & promotions intern for College of Charleston Athletics. Additionally, Farkas spent the 2014 season working with the Charleston RiverDogs, the Class Single-A affiliate of the New York Yankees in Charleston, S.C.

Farkas graduated from College of Charleston with a Bachelor of Science degree in marketing in 2015. He also earned his Masters of Science degree in sport management from Liberty in 2017. Farkas has been a member of the National Association of Collegiate Marketing Administrators (NACMA) since 2015.



MARY KATHRYN JOLLY

COORDINATOR OF MEMBER SERVICES / TERRIER CLUB

Mary Kathryn Jolly joined the staff in December of 2014 in the role of coordinator of alumni and athletic relations. In the summer of 2015 she was promoted to member services and event coordinator for the Terrier Club.

Jolly's focus is on serving as the chair of the annual Terrier Ball Auction and Gala. She works closely with the Terrier Club Board of Directors as well as oversees the Terrier Club's website. In addition, she organizes and coordinates a wide variety of special events and programs with an emphasis on alumni and donor relations.

Jolly graduated from Wofford in 2012 with a degree in accounting. While a student at Wofford, she worked in the Athletic Marketing Department, and after graduation interned with the Compliance and Terrier Club offices.



SHELBY TAYLOR

TICKET MANAGER

Shelby Taylor is in her 13th year as Wofford's ticket manager. She joined the Terrier staff in 2006 after working as a sales representative for Powers Solutions. In her role, she supervises all ticket operations including season and game day sales. She has also been responsible for the Terriers move to electronic ticketing for football and basketball, while overseeing seating in Jerry Richardson Indoor Stadium. In addition, she serves as the office administrator for the Richardson Building.

Taylor is a 1982 graduate of the University of South Carolina-Upstate with a bachelor of science degree in administration.

She and her husband David are the parents of a daughter Meg and a son Rob. Meg is a 2014 graduate of Converse College and also earned a masters degree from Converse in 2016, while Rob is a 2016 graduate of Wofford and a teacher at Byrnes High School.



LUKE FEISAL

MEMBERSHIP DEVELOPMENT COORDINATOR / TERRIER CLUB

Luke Feisal joined the staff as the new Terrier Club membership development coordinator on July 1, 2015. Feisal works closely with regional alumni chapters to plan the Terrier Club's series of golf tournaments. He also implements the Goal Line Club, along with other sport specific initiatives.

In addition, he coordinates letterman, parent, and fan development. He organizes and coordinate a wide variety of programs with an emphasis on alumni and donor development.

Feisal was a four-year letterman on the baseball team for the Terriers. He played in 117 career games with 71 starts at catcher. During his senior season, the team won 32 games and reached the Southern Conference Tournament semifinals. He was named to the Southern Conference Academic Honor Roll.

A native of Greenville, S.C., Feisal graduated from Wofford in 2014 with a degree in finance and is currently working on his M.B.A. at Clemson University. Following graduation, he spent a year with FirstBank in Nashville as a portfolio management analyst. He has added experience as an intern the Greenville Drive.



BYRON RUCKER

BUILDING MANAGER
RICHARDSON INDOOR STADIUM



Byron Rucker joined the Wofford staff in August of 2017 as the building manager for Richardson Indoor Stadium. He brings with him over thirty years of experience in the event production and management field.

Most recently Rucker served as the director of economic development for the city of Fountain Inn and also oversaw the Younts Center for Performing Arts. Previously he was regional manager for ShowPros Entertainment Services in Greenville, where he provided professional staffing services to multiple indoor and outdoor event venues in the region. From 1997-2005, he worked with SheerSports in a variety of capacities, including serving as the general manager of the Greenville Grrrowl (ECHL), Carolina Rhinos (af2), and Greenville Groove (NBA Development League) teams which were based at the BI-LO Center. He also has experience with Marquee Events and Main Street Events management companies.

A 1984 graduate of Presbyterian College, he started his career in athletics as the women's basketball coach at Presbyterian.

ANTHONY DICARLO

DIRECTOR OF VIDEO SERVICES



Anthony DiCarlo joined the Wofford staff in August of 2018 as the director of video services. He oversees the campus video streaming operations of the SoCon Digital Network, along with ESPN3 and ESPN+ broadcasts. In addition, he provides content for the video boards at Gibbs Stadium and Jerry Richardson Indoor Stadium and the department YouTube channel.

He is a 2018 graduate of Central Michigan University's Specs Howard School of Media Arts. While at Central Michigan, he worked as a producer, director, graphic engineer and videographer for the Chippewas ESPN3 broadcasts. He created content for web features and interviews, along with producing pregame and postgame shows. He also worked for the Great Lakes Loons, serving as the video director for in house and live stream broadcasts for the Los Angeles Dodgers affiliate.

PHIL MARCELLO

ASSISTANT MEDIA RELATIONS
DIRECTOR



Philip Marcello joined the Wofford staff in the fall of 2018. He is the primary media contact for volleyball, men's basketball, men's and women's golf, and women's lacrosse. Marcello was a member of the Southern Conference staff as the media relations assistant for the 2017-18 academic year, coordinating media for seven sports and overseeing the FCS Coaches Poll.

Marcello, a 2013 VCU graduate with a degree in mass communication, spent two years at Millersville University as a graduate assistant earning a master's degree in sports management. While at Millersville he was the primary media contact for eleven sports and also produced digital content for the website and social media. He also interned with Franklin & Marshall College and the VCU athletics department.

A native of Richmond, Virginia, Marcello played two years of collegiate soccer at Randolph-Macon.



HALEY CROUCH
Athletic Training Resident



JOE D'AMATO
Strength and Conditioning Assistant



SAM DUNNETT
Strength and Conditioning Assistant



CHRIS FORTNEY
Media Relations Intern



STEPHANIE LANCASTER
Administrative Assistant



RON MILLER
Director of Athletic Bands



ALEXA PETREILLA
Athletic Training Resident



RON ROBINSON
Chaplain



GORDON RODGERS
Office Assistant



GRANT SUSTAR
Graphic Design Intern



COLTON THAYER
Sports Marketing and Promotions Intern

WILL CHRISTMAN

DIRECTOR OF SPORTS MEDICINE

Will Christman is in his 12th season at Wofford and was named Director of Sports Medicine in 2016. He joined the Terriers in 2008 after working for two years at Furman University. He works primarily with the football team and oversees the athletic training room.

At Furman, Christman worked with men's basketball and men's and women's golf in addition to assisting with football. During the 2005 season he interned with the Buffalo Bills. He was a graduate assistant at Georgia Tech for two years while earning his masters degree at Georgia State. In 2002, he was a season-long intern for the Carolina Panthers and also worked for the Panthers during the 2001 training camp at Wofford. In addition, he has spent time as an athletic trainer at Wingate University, South Carolina, and Dreher High School.

Christman is a certified athletic trainer through the National Athletic Trainers Association and is also a National Academy of Sports Medicine Performance Enhancement Specialist. He graduated from Wingate University in 1999 and 2002 with degrees in athletic training and physical education. He added a masters of sports medicine in 2005 from Georgia State. Christman and his wife, Kim, have a daughter, Abigail, and reside in Greenville.

**ALYSS HART**ASSOCIATE HEAD
ATHLETIC TRAINER

Alyss Hart is in her 11th year on the Wofford staff. She joined the Terriers in the fall of 2009 after spending two years at Auburn University and was promoted to associate head athletic trainer in 2016. She works with the men's basketball team, along with men's and women's golf and rifle. She also is the insurance coordinator for the department.

Hart graduated from Wilmington College of Ohio in 2007 with a degree in athletic training. In 2004, she was a member of the team that won the women's basketball NCAA Division III National Championship. The squad was inducted into the Ohio Basketball Hall of Fame in May of 2014. She earned her master's of education degree in administration of higher education with a sport management minor from Auburn in 2009. While at Auburn, Hart worked with the tennis teams.

A certified athletic trainer through the National Athletic Trainers' Association, Hart also covered events such as the SEC Swimming Championships and SEC Track and Field Championships.

**RILEY COX**

ASSISTANT ATHLETIC TRAINER

Riley Cox joined the Wofford staff in July of 2013. He works with the men's soccer and baseball teams. He previously spent two years at The Citadel as a graduate assistant athletic trainer. In Charleston he worked with football along with coverage of corps of cadet special activities.

A native of Frederick, Maryland, Cox graduated from Salisbury University in 2011 and worked for three years as an athletic training student there. He worked specifically with the football and tennis teams while also in rehab.

Cox earned a masters of science degree in health, exercise and sports science from The Citadel in 2013. He is a certified athletic trainer through the National Athletic Trainers' Association.

**ZACH LAPINSKI**

ASSISTANT ATHLETIC TRAINER

Zach Lapinski is in his sixth season at Wofford. He works primarily with football, along with cross country, indoor and outdoor track and field. He joined the Terrier staff in 2014 after spending two years at The Citadel as a graduate assistant athletic trainer. In Charleston he was the men's basketball athletic trainer and assisted with football and volleyball.

Lapinski earned a bachelors degree from Western Carolina University in 2012. While a student, he worked with the Catamount football and track teams. He also spent time at UNC Asheville with the men's basketball and men's soccer teams. He also earned a masters degree from The Citadel in 2014.

A native of Lawsonville, North Carolina, Lapinski is a certified athletic trainer through the National Athletic Trainers' Association. He and his wife, Sarah, reside in Spartanburg.

**SPORTS MEDICINE**

Spartanburg Regional Healthcare System's Sports Medicine Institute is the official sports medicine provider of Wofford College athletics. By partnering with Spartanburg Regional, Wofford student-athletes have access to all the services and specialties of a teaching hospital as well as a Level 1 trauma center. This includes specialty physicians, diagnostic testing such as MRI and CT, pharmacy services, drug testing and nutritional counseling.



Spartanburg Regional
Healthcare System

ANNA GEARHART

ASSISTANT ATHLETIC TRAINER

Anna Gearhart joined the Wofford staff in August 2018 and works with volleyball, women's lacrosse, and cheerleading. For eight years she was an assistant athletic trainer at Miami University in Ohio.

While at Miami, Gearhart worked primarily with women's soccer, football, men's and women's cross country/track and field, and women's swimming and diving. She worked closely with physicians, physical therapists and strength and conditioning staff to provide comprehensive care to student-athletes.

Gearhart, a certified athletic trainer through the National Athletic Trainer's Association, received her bachelor of science degree from Miami in 2008. She also earned a masters degree from Wright State University in 2010. At Wright State, she worked with the women's soccer and baseball teams.

**DR. STEPHEN KANA**

TEAM ORTHOPEDIST

Dr. Stephen Kana is in his 21st year as the team orthopedist for Wofford College. The Saratoga, N.Y. native has a primary practice at the Sports Medicine Institute in Spartanburg.

Kana received his bachelor's degree from the State University of New York, before receiving his medical degree from the Georgetown Medical School. He also completed his orthopaedic residency at Georgetown.

Prior to coming to Spartanburg in August 1994, Kana worked at the nationally-respected Kerlan-Jobe Orthopaedic Clinic in Los Angeles. While in California, he served as assistant team physician for the Lakers, Dodgers, Rams, Kings and Angels, as well as the University of Southern California. Kana was recognized by the Wofford Hall of Fame as an Honorary Letterman in 1999. Kana and his wife, Jean, have two daughters: Sarah, a 2011 graduate of Wofford, and Claire.

**DR. ERIC COLE**

TEAM PHYSICIAN

Dr. Eric Cole is in his 14th season as a team family physician for the Terriers. He is in private practice at the Medical Group of the Carolinas - Family Medical Center. A 1999 graduate of Wofford College with a degree in biology, he was a four-year letterman on the football team. He earned CoSIDA Academic All-District honors as a junior and was the recipient of Carolina Panthers Post-Graduate Scholarship. He also received the Charles Bradshaw Award in 1999.

He graduated from the University of South Carolina School of Medicine in 2003 and completed his residency in family practice in Greenwood, South Carolina. While in Greenwood, he was associate team doctor for Lander University.

Cole and his wife, Susan, a 1998 graduate of Wofford, have two children, Andrew and Katie.





The Southern Conference, which is in its 99th season of intercollegiate competition in 2019-20, is a national leader in emphasizing the development of the student-athlete and in helping to build lifelong leaders and role models.

The Southern Conference has been on the forefront of innovation and originality in developing creative solutions to address issues facing intercollegiate athletics. From establishing the first postseason college basketball tournament (1921), to tackling the issue of freshman eligibility (1922), to developing women's championships (1984), to becoming the first conference to install the 3-point goal in basketball (1980), the Southern Conference has been a pioneer.

The Southern Conference is the nation's fifth-oldest NCAA Division I collegiate athletic association. Only the Big Ten (1896), the Missouri Valley (1907), the Pac-12 (1915) and the Southwestern Athletic (1920) conferences are older in terms of origination.

Academic excellence has been a major part of the Southern Conference's tradition. Hundreds of Southern Conference student-athletes have been recognized on CoSIDA Academic All-America and all-district teams. A total of 20 Rhodes Scholarship winners have been selected from conference institutions, most recently in 2012-13, when former Wofford volleyball player Rachel Woodlee earned the prestigious award.

The conference currently consists of 10 members in six states throughout the Southeast and sponsors 22 varsity sports and championships that produce participants for NCAA Division I Championships. The league added rifle, becoming just the second Division I conference to sponsor the sport, in 2016-17, and added women's lacrosse for the 2017-18 campaign.

The Southern Conference offices are located in the historic Beaumont Mill in Spartanburg, S.C. A textile mill that was in operation from 1880 until 1999, Beaumont Mill was renovated in 2004 and today offers the league first-class meeting areas and offices as well as a spacious library for storage of the conference's historical documents.

MEMBERSHIP HISTORY

On Feb. 25, 1921, representatives from 14 of the Southern Intercollegiate Athletic Association's (SIAA) 30 members met at Atlanta's Piedmont Hotel to establish the Southern Intercollegiate Conference. On hand at the inaugural meeting were officials from Alabama, Alabama Polytechnic Institute (Auburn), Clemson, Georgia, Georgia School of Technology (Georgia Tech), Kentucky, Maryland, Mississippi A&M (Mississippi State), North Carolina, North Carolina State, Tennessee, Virginia, Virginia Polytechnic Institute (Virginia Tech) and Washington & Lee.



Dr. S.V. Sanford of Georgia was chosen as acting chairman and N.W. Dougherty of Tennessee was named secretary. The decision to form a new athletic conference was motivated by the desire to have a workable number of conference games for each league member. With 30 schools in the SIAA by the early 1920s, it was impossible to play every school at least once during the regular season and many schools went several years between playing some conference members. In addition, in 1920, the SIAA voted down proposed rules that an athlete must be in a college a year before playing on its teams and refused to abolish a rule permitting athletes to play summer baseball for money.

Play began in the fall of 1921, and a year later, six more schools joined the fledgling league, including Tulane (which had attended the inaugural meeting but had elected not to join), Florida, Louisiana (LSU), Mississippi, South Carolina and Vanderbilt. VMI joined in 1925 and Duke was added in 1929.

By the 1930s, membership in the Southern Conference had reached 23 schools. C.P. "Sally" Miles of Virginia Tech, president of the Southern Conference, called the annual league meeting to order on Dec. 9, 1932, at the Farragut Hotel in Knoxville, Tenn. Georgia's Dr. Sanford announced that 13 institutions west and south of the Appalachian Mountains were reorganizing as the Southeastern Conference. Members of the new league included Alabama, Alabama Polytechnic Institute, Florida, Georgia, Georgia School of Technology, Kentucky, Louisiana, Mississippi, Mississippi A&M, University of the South, Tennessee, Tulane and Vanderbilt.

According to the minutes of the meeting, Dr. Sanford stated that the division was made along geographical lines. Florida's Dr. J.J. Tigert, acting as spokesman for the withdrawing group, regretted the move but believed it was necessary as the Southern Conference had grown too large. The resignations



The Southern Conference office is located in the refurbished Beaumont Mill in Spartanburg, less than a mile from the Wofford campus.

SOUTHERN CONFERENCE MEMBERS

- Alabama (1921-1932)
- Appalachian State (1971-2014)
- Auburn (1921-1932)
- College of Charleston (1998-2013)
- Chattanooga (1976-present)**
- The Citadel (1936-present)**
- Clemson (1921-1953)
- Davidson (1936-1988, 1991-2014)
- Duke (1928-1953)
- East Carolina (1964-1976)
- East Tennessee State (1978-2005, 2014-present)**
- Elon (2003-2014)
- Florida (1922-1932)
- Furman (1936-present)**
- George Washington (1936-1970)
- Georgia (1921-1932)
- Georgia Southern (1991-2014)
- Georgia Tech (1921-1932)
- Kentucky (1921-1932)
- Louisiana State (1922-1932)
- Marshall (1976-1997)
- Maryland (1921-1953)
- Mercer (2014-present)**
- Mississippi (1922-1932)
- Mississippi State (1921-1932)
- North Carolina (1921-1953)
- North Carolina at Greensboro (1997-present)**
- North Carolina State (1921-1953)
- Richmond (1936-1976)
- Samford (2008-present)**
- South Carolina (1922-1953)
- Tennessee (1921-1932)
- Tulane (1922-1932)
- University of the South (1922-1932)
- Vanderbilt (1922-1932)
- Virginia (1921-1937)
- VMI (1924-2003, 2014-present)**
- Virginia Tech (1921-1965)
- Wake Forest (1936-1953)
- Washington & Lee (1921-1958)
- West Virginia (1950-1968)
- Western Carolina (1976-present)**
- William & Mary (1936-1977)
- Wofford (1997-present)**

Bold indicates current conference member



were accepted and the withdrawing schools formed the new league, which began play in 1933.

The Southern Conference continued with membership of 10 institutions, including Clemson, Duke, Maryland, North Carolina, North Carolina State, South Carolina, Virginia, VMI, Virginia Tech and Washington & Lee.

The second major shift occurred some 20 years later. By 1952, the Southern Conference included 17 colleges and universities. Another split occurred when seven schools – Clemson, Duke, Maryland, North Carolina, North Carolina State, South Carolina and Wake Forest – departed to form the Atlantic Coast Conference, which began play in 1953. The revamped Southern Conference included members The Citadel, Davidson, Furman, George Washington, Richmond, VMI, Virginia Tech, Washington & Lee, West Virginia and William & Mary.

A third major shift occurred in 2012-13, when five members announced their departures and three schools were added. College of Charleston announced its decision to leave for the Colonial Athletic Association following the 2012-13 season, while Appalachian State (Sun Belt), Davidson (Atlantic 10), Elon (Colonial) and Georgia Southern (Sun Belt) announced they would depart following the 2013-14 campaign. At the Southern Conference's 2013 spring meetings in Hilton Head Island, S.C., the league officially extended invitations to former members ETSU and VMI, as well as Mercer, to join the league for the 2014-15 academic year.

Today, the league continues to thrive with a membership that includes 10 institutions and a footprint that spans six states: Alabama, Georgia, North Carolina, South Carolina, Tennessee and Virginia. Current league members are The Citadel, ETSU, Furman, Mercer, UNCG, Samford, Chattanooga, VMI, Western Carolina and Wofford.

FOOTBALL

The Southern Conference has also excelled as the premier Football Championship Subdivision (FCS) conference. Former Southern Conference member Appalachian State won the three consecutive FCS titles from 2005-07, becoming the first team to do so. The league boasts more than 250 players who have garnered All-America recognition and numerous national player or coach of the year awards. The conference had at least one team in the top 10 of the final FCS poll for 28 consecutive years

(1985-2012), with at least two teams finishing in the final poll in every season from 1982-2013. Two SoCon teams – ETSU and Wofford – finished in the top 25 in 2018.

The conference has placed multiple representatives in the FCS Playoffs in 30 of 35 seasons, with 16 championship game appearances and eight national titles.



Wofford won the 2003, 2007, 2010, 2012, 2017 and 2018 SoCon Football Championships.

Wofford won the 2013 Men's Soccer Regular Season Championship.



At the end of the last academic year, there were approximately 2,000 four-year colleges in the United States. Only 262 of them have the right to induct their graduates into Phi Beta Kappa, the nation's most prestigious liberal arts honor society. There are five independent Phi Beta Kappa colleges and universities in the Carolinas: Wofford, Davidson, Duke, Furman and Wake Forest.

Founded at the College of William and Mary in December 1776, Phi Beta Kappa was the first of the Greek letter fraternities and adopted such rituals as the badge, the secret oath, and the special handclasp from the various secret societies of the day.

Phi Beta Kappa, however, was also devoted to the principles of "friendship, morality, and literature (or learning)," and these characteristics gradually attained the greatest emphasis. John Quincy Adams, Edward Everett and Joseph Story, members of the Harvard chapter, are credited with making the fraternity a public literary and honor society for undergraduates in the 1830's. Women were first admitted to Phi Beta Kappa in 1875 at the University of Vermont.

Wofford received its chapter at the 1940 triennial meeting, bringing to fruition more than ten years of work by three Phi Beta Kappa members who were then serving on the faculty: President Henry Nelson Snyder, Dr. David Duncan Wallace, class of 1894, and Dr. John West Harris '16, a brash and brilliant young English professor not afraid to campaign vigorously in the conviction that his alma mater deserved membership. (Dr. Harris later founded the National Beta Club, which still has its headquarters in Spartanburg).

With about 350,000 members across the country, Phi Beta Kappa today sponsors numerous programs to encourage scholarship and learning, including the Phi Beta Kappa Book Awards and the visiting scholar, academic fellowship and leadership programs.

For these reasons, Phi Beta Kappa Day at Wofford has institutional significance, as well as being especially memorable for the new members, each of whom will receive the traditional Phi Beta Kappa watch key or pin.



Nick Colvin '17 (above) was one of four football players to be inducted into Phi Beta Kappa in the 2016-17 academic year.

PHI BETA KAPPA STUDENT-ATHLETES

Name	Sport	Name	Sport
Mitchell Charles Allen '11	Football	James Harshaw Lane '12	Football
Abigail A. Anderson '05	Women's Soccer	Amanda Katherine Liguori '15	Volleyball
Katerine R. Annas '00	Women's Tennis	Bradley Alexander Loesing '12	Men's Basketball
Chelsea Marie Ashworth '13	Women's Soccer	James William Logan '86	Cross Country
William Hawksley Barbee '60	Men's Basketball	William Steven Lowrance '58	Football
Margaret W. Barrett '96	Volleyball	Lindsay R. Lyman '04	Volleyball
John Patrick Batten, Jr. '80	Basketball, Football	Mary Katherine Macklen '15	Women's Soccer
Edward Milton Berckman '52	Track	Kathryn S. Maloney '04	Rifle
Angela Colleen Berry '06	Volleyball	Rudolph Ernest Mancke, III '67	Football
Katherine Grace Beuelein '18	Women's Soccer	Michael Christopher Marshall '83	Football
Edward Barton Blackmon, Jr. '74	Track	Mary Beth Martin '00	Women's Tennis
Maggie Elizabeth Bosley '14	Women's Soccer	Stephanie H. Martin '97	Volleyball
Lauren MacKenzie Bosshardt '08	Cross Country/Track	David Thomas Marvin '17	Football
Thomas Leinbach Bower, III '74	Football, Baseball	Jonathan Virett Maxwell '71	Men's Basketball
Brandon M. Boyce '01	Men's Basketball	Samuel Jesse McCoy '25	Track
Kevin Mark Bringewatt '89	Baseball	Brian Novak McCracken	Men's Track and Field
Rachel Dee Brittenham '13	Women's Basketball	Mary Ann McCrackin '85	Volleyball
William K. Brumbach III '00	Cross Country	Ethan Koppang Miller '12	Men's Soccer
Thomas Casey Brittain '75	Football	Daniel Baker Morrison, Jr. '75	Men's Basketball
George W. Burdette III '03	Men's Soccer	Horace William Mullinax '50	Baseball
Timothy H. Burwell '80	Baseball	Stephen Christopher Mullins '78	Men's Soccer
Curran A. Carver '19	Women's Tennis	Jennifer A. Nett '02	Women's Basketball
James Harold Chandler '71	Football	William A. Newell '98	Cross Country
Augustus McKee Chreitberg, Jr. '47	Men's Tennis	Curt L. Nichols '96	Men's Soccer
Aaron Curtis Cole '94	Cross Country	John B. Nichols '01	Football
Nicholas Byars Colvin '17	Football	Charles Phifer Nicholson '82	Football
Jessica Scheel Connnett '07	Women's Soccer	Charles Phifer Nicholson '16	Football
Troy Michael Cox '89	Cross Country	George Bryan Nicholson, Jr. '75	Football
Robert Scott Creveling '74	Football	Margaret Casey O'Brien '12	Women's Soccer
Jonathan Dean Crumly '91	Men's Soccer	Albert Cook Ouler '28	Cross Country/Track
Kenneth Joseph Davis '59	Swimming	Christi R. Owen '96	Women's Tennis
Daniel Rickman Davis '15	Football	Kyung Seok Paek '82	Women's Soccer
Phillip Mark Dempsey '90	Football	Emiley Frances Pagrabs '16	Women's Golf
Danielle Marie Densford '18	Volleyball	Edwin Thomas Parham, III '94	Men's Tennis
Meredith P. Denton '00	Women's Basketball	Pamela Gaye Parnell '83	Volleyball
Beverly Thomas Duncan '69	Women's Basketball	Manoj Pariyadath '98	Women's Tennis
Dendy E. Engelman '98	Volleyball	Dwight Fleming Patterson, Sr. '29	Cross Country/Track
Heidi Faber '85	Volleyball	Rebecca J. Paulson '03	Volleyball
Rachel Claire Fenner '18	Women's Soccer	Breck Nicole Peterson '18	Women's Cross Country/Track
Jennifer M. Ferguson '05	Rifle	Richard Duncan Pinson '72	Men's Basketball
Emma K. Fletcher '19	Women's Soccer	Thomas Clark Powell '09	Men's Soccer
William Harvey Floyd, Jr. '53	Men's Tennis	Ray Hampton Price '74	Track
Joseph Edward Fornadel III '10	Football	J. Bishop Ravenel '01	Men's Basketball
Benjamin J. Foster '02	Football	Jordan Whitney Rawl '10	Rifle
Emily Anne Gaid '16	Women's Soccer	Mary Alexander Rea '09	Women's Soccer
LuAnne Vaughan Gattlin '86	Volleyball	Robert Bruce Remler '79	Men's Golf
Coleman Lane Glaze '88	Baseball	Leah Karen Rhodes '82	Volleyball, Basketball
Carla Julieta Dominguez Gonzalez '18	Women's Soccer	Jonathan Acree Rice '17	Men's Cross Country/Track
Scott Timothy Gould '81	Men's Basketball	Domas Rinksalis '13	Men's Basketball
Cole Blease Graham, Jr. '64	Baseball	Carolyn Sophia Rivers '09	Volleyball
Joseph Andrew Green '94	Football	Stuart Dudley Robertson '12	Men's Tennis
Donald James Grenier '62	Men's Golf	Wendy M. Rohr '04	Women's Tennis
Clary H. Groen '96	Men's Golf	David Winston Roney '12	Baseball
Kristian P. Gusmer '00	Women's Cross Country	Neill Russell Sandifer '07	Men's Soccer
Kelly Ann Harvey '92	Women's Cross Country	Kane Carter Sherrill '14	Football
Walker Mackenzie Heffron '15	Men's Tennis	Kathleen Grace Sobczyk '06	Volleyball
John Arthur Hendrix '68	Baseball, Basketball	Kimberly Mae Stauffer '13	Women's Cross Country/Track
Benjamin Keith Hensley	Men's Cross Country/Track	Faith A. Stewart '03	Women's Soccer
Kristen A. Hite '00	Women's Track	Reddick Bowman Still, III '58	Golf, Football
William Stanley Hoole '24	Baseball	Allen Heath Stokes, Jr. '64	Men's Golf
Courtney A. Howe '97	Volleyball	Reagan Celeste Styles '13	Volleyball
Jonathan Douglas Hufford '09	Football	Meredith Lucille Swittenberg '91	Women's Tennis
April Lynn Hughes '90	Volleyball	Brian William Thomas '83	Men's Soccer
Charles Haskell Hughes, Jr. '81	Football	Robert E. Tibbetts '04	Men's Soccer
Quinn Douglas Hunt '12	Men's Soccer	Stephen Michael Tomasovich '90	Men's Basketball
Paul Mark Inclan '14	Football	Allyson C. Varn '99	Women's Basketball
Thomas Lloyd Jackson '76	Football	Cheryl Elizabeth Vickers '87	Women's Basketball
Jared Jacon-Duffy '18	Football	Anton Erik Wharby '17	Football
Elizabeth Bohlen Jeter '93	Women's Tennis	Albert Theodore Watson '43	Football
Gerald Kenneth Johnson '76	Football	Wallace Steadman Watson '58	Track
William R. Johnson '02	Men's Tennis	Katherine Iva Whisenhunt '16	Women's Soccer
Larry Hudson Jones '70	Men's Basketball	Justin William Whitaker '15	Men's Cross Country/Track
Scott H. Jones '98	Football	Kirk Austin Whitehead '10	Men's Golf
Heidi M. Kadous '03	Volleyball	Cristian Glenn Widenhouse '18	Men's Cross Country/Track
Madeleine Tanner Kaplan '17	Women's Soccer	Laura Lynne Wilkinson '83	Women's Basketball
William Paul Keesley '75	Track	Alissa Marie Williams '15	Women's Cross Country/Track
Andrea K. Kelsey '13	Women's Cross Country/Track	Alexander Tate Wilson '14	Baseball
Katie Elizabeth Kessler '14	Women's Cross Country/Track	Hunter Lawrence Windham '17	Football
C. Bailey King, Jr. '02	Football	Rachel Marie Woodlee '13	Volleyball
Meredith A. Knox '99	Volleyball, Basketball		

WOFFORD ATHLETICS HALL OF FAME

NCAA PLAYOFFS
1990 1991 2003 2007 2008 2010 2011 2012 2016 2017 2018

Recognizing the value of athletics to Wofford College and the American way of life, the Terrier Club established a policy of administering and sustaining the Wofford College Athletic Hall of Fame.

The purpose of the Hall of Fame is to honor those who, by outstanding athletic achievement and service, have made lasting and significant contributions to the cause of sports at Wofford College, the Spartanburg community, South Carolina and the Nation.

Any Wofford College Graduate who received a letter from the Wofford College Athletic Department is eligible for selection to the Hall of Fame five (5) years after completion of eligibility.

PRE-LETTERMAN'S CLUB

Claude S. Finney '29	Football
Ted M. Phelps '69	Football
David Lemmons '66	Track
Warren Whittaker '67	Football
Daniel Lewis '62	Football
William Barbee '60	Basketball
Jerry Richardson '59	Football
Charles Bradshaw '59	Football
Trapier Hart '60	Basketball
George Lyons '65	Basketball
William Ziegler '67	Golf
Donald Williams '67	Football
Harold Chandler '71	Football
Sterling Allen '73	Football
Stan Littlejohn '73	Golf

POST-LETTERMAN'S CLUB

1979 – Joel Robertson '41	BKB/FB/BB
1979 – C.B. Mooneyham '34	Basketball/Baseball
1979 – P.J. Boatwright '49	Golf
1979 – Elby Hammett '49	Football
1979 – Charlie Seay '48	Basketball
1979 – Phil Dickens	Coach
1980 – Gene Alexander	Coach
1980 – Warren Ariail '49	Trainer
1980 – Lou Bouknight '33	Football
1980 – Aubrey Faust '42	Football/Basketball
1980 – James Neal '53	Basketball
1980 – Bob Prevatte '50	Football
1981 – A.B. Bullington '33	Basketball
1981 – Sammy Sewell '50	Football
1981 – Vernon Quick '51	Football
1981 – Jimmy Hilton '42	Football
1981 – Skip Corn '73	Football/Track
1981 – Conley Snidow	Coach
1982 – William Childs '25	Tennis
1982 – Lorine King '51	Football
1982 – Jack Beeler '52	Football
1982 – Bob Pollard '52	Football
1982 – Bill Moody '53	Basketball
1982 – Jim Brakefield	Coach
1983 – Earle Buice	Coach
1983 – Don Fowler '57	Basketball
1983 – Ricky Satterfield '76	Football
1984 – Wally Dean '50	Basketball
1984 – Joe Hazle '55	Football
1984 – Bill Scheerer	Special
1984 – Willie Varner '52	Football/Track
1985 – Jack Abell '54	Football/Basketball
1985 – Clifford Boyd '71	Football
1985 – Philip Clark '50	FB/BKB/BB
1985 – Robert Jordan '71	Football
1986 – Thomas Bower '74	Football
1986 – Fisher DeBerry '60	Coach
1986 – James Gordon '52	Football
1986 – Doug Lowe '75	Basketball
1986 – Harvey Moyer '50	Football
1987 – Coy Gibson '75	Football/Basketball
1987 – George Rice '57	Football
1988 – LeNoid Best '82	Football
1988 – Carter Davis, Jr. '75	Football
1988 – Alfred McGinnis '56	Football
1989 – William Carpenter '58	FB/Basketball
1989 – Frank Elerbe '18	Baseball
1990 – Thomas McIntyre '56	Baseball
1991 – Sid Allred '70	Football
1991 – Meg Hunt '84	Women's Basketball
1991 – Jim Clary '49	Football
1991 – Bruce Johnson '70	Football
1991 – Eli Sanders '54	Football
1992 – Buddy Hayes '66	Basketball



1992 – Tim Renfrow '83	Football/Baseball
1992 – Ronny Wilson '72	Football
1993 – Vic Lipscomb '70	Golf
1993 – Tori Quick '87	Women's Basketball
1994 – Fred "Skinny" Powers '51	Basketball
1994 – James Blair '83	Basketball
1995 – Pablo De Freitas '87	Soccer
1995 – Judy Nwajaku '90	W. Basketball/VB
1996 – Jimmy Littlefield '69	Basketball
1996 – Robert Mickle '85	Basketball
1997 – Bret Masters '89	Football/Baseball
1997 – Lou McCullough '49	Administrator
1997 – Greg O'Dell '92	Basketball
1998 – Shawn Graves '93	Football
1998 – Clay Griffin '88	Baseball
1999 – Keith Kinard '80	Football
1999 – Justin Laughlin '94	Baseball
1999 – Tony Peay '79	Soccer/Baseball
1999 – Wayne Rice '87	Basketball
1999 – Jason Smoak '93	Golf
2000 – Libby Corry '95	Women's Basketball
2000 – Bud Gault '35	Football/Baseball/Track
2000 – Tim Wallace '83	Baseball
2001 – Louise Maynard '96	Women's Tennis
2001 – Willie Pegram '68	Basketball
2002 – Chad McLain '91	Baseball
2002 – Danny Morrison '75	Athletic Director
2003 – Dan Williams '98	Football
2003 – Bridg Meadow '98	Women's Soccer
2003 – A.M. Chreitberg 1895	Baseball/Football
2004 – Dr. Sam Black '11	Coach
2004 – Mark Line	Baseball Coach
2005 – Stephon Blanding '90	Men's Basketball
2005 – Brenda Jackson '94	Women's Basketball
2005 – Darrell Brown '86	Men's Golf
2006 – Brian Bodor '01	Football
2006 – Ian Chadwick '01	Men's Basketball
2007 – Bobby Cannon '50	Football
2007 – Seth Chadwick '97	Men's Basketball
2007 – Jenny Nett '02	Women's Basketball
2008 – Travis Wilson '03	Football
2008 – Nathan Fuqua '03	Football
2008 – Michael Lenzy '03	Men's Basketball
2009 – Heidi Best '01	Women's Soccer
2009 – Jimmy Miner '04	Football
2009 – Matt Nelson '04	Football
2009 – Wendy Rohr '04	Women's Tennis
2010 – Lee Basinger '05	Football
2010 – Eric Deutsch '05	Football
2010 – William McGirt '01	Men's Golf
2010 – Ed Wile '73	Football
2011 – Katon Bethay '06	Football/Track and Field
2011 – Adrian Borders '05	Track and Field/Basketball
2011 – Ellen Rogers '06	Women's Tennis
2013 – Frederic Jayet '97	Men's Tennis
2013 – Kevious Johnson '08	Football
2014 – Dane Romero '08	Football
2014 – Andy Strickland '08	Football
2014 – Andrew Stubbs '08	Men's Tennis
2015 – Anthony Jones '03	Football
2015 – Nick Schuermann '10	Men's Soccer
2015 – Brandon Waring '15	Baseball
2016 – Noah Dahlman '11	Men's Basketball
2016 – Pat Illig '10	Football
2016 – Tim Johnson '11	Men's Basketball
2016 – Chad Starks '94	Football
2017 – Eric Breitenstein '12	Football
2017 – Mac Doyle '12	Baseball
2017 – Brad Loesing '12	Men's Basketball
2017 – Ameet Pall '12	Football
2018 – Michael Gilmartin '18	Football
2018 – Alvin Scioneaux '13	Baseball
2018 – Jared Singleton '13	Football
2018 – Howard Wilkerson '06	Men's Basketball

HONORARY LETTERMAN

Bernard Harrelson	1981
Durwood Hatchell	1981
Dick Hardy	1982
Charles Newcome	1983
John Holliday	1984
Walter Booth	1985
Bobby Ivey	1986
Jesse Davis	1987
Larry Smith	1988
Cleveland Harley	1989
Joe Lesesne	1990
Junie White	1991
Keith Laws	1992
Ray Leonard	1993
James Talley	1994
Ray Henderson	1995
Mack Poole	1995
Talmage Skinner	1996
Ralph Voyles	1997
Lee Hanning	1998
Steve Kana	1999
John Keith, Jr.	1999
Mark Hauser	2000
Greg McKinney	2000
Tom Brown	2001
Pete Yanity	2002
Toccoa Switzer	2003
Bob Pinson	2004
Gordon Orr	2005
Woody Willard '74	2006
Dr. Dan Maultsby '61	2007
Bill Drake	2008
Lucy Quinn '83	2009
Mike Brown '76	2010
Joe Taylor '80	2010
Rob Gregory '64	2011
Thom Henson '96	2013
Dr. David Wood	2014
Todd Shanesy	2015
Wayne Nix	2016
Joe Edens	2017
Stewart Johnson '67	2017
Charlie Jones '73	2018
Barry Foy '66	2019

DISTINGUISHED SERVICE AWARD

Harry Williams '42	1993
Bob Pinson	1994
Ron Smith	1995
Jimmy Gibbs	1996
Douglas Joyce	1997
Martha Andrews	1998
Lt. Col. (ret.) Joe Miller	1999
Homozel Mickel Daniel (awarded posthumously)	2000
George Todd	2001
Joe Lesesne	2002
Robert Chapman '49	2003
Roger Milliken	2004
Cleveland Harley '50	2005
Grady Stewart '50	2006
Robbie Atkins '65	2007
Grover Eaker '34 (awarded posthumously)	2008
Eli Sanders '54	2009
Ann Johnson	2010
Craig Phillips	2011
Joe Price '55	2013
Harold Chandler '71	2014
Wade '80 and Mary Keisler	2015
Billy '50 and Betty Wood	2016
Buddy '61 and Shirley Kirby	2017
Talmage Skinner '56 (awarded posthumously)	2018
Atlanta Invitational Golf Committee	2019

FOOTBALL IN THE HALL OF FAME

1985 JACK ABELL '54

Abell was a multi-sport letterman at Wofford from 1950-54. He set the school record for most pass receptions in a game with 10 against Presbyterian in 1952 and in a season with 57 during the 1952 campaign.

1980 GENE ALEXANDER

Alexander gained fame as Wofford's head men's basketball coach from 1959-77. He began his coaching career at Erskine where he was an assistant football coach as well as head basketball coach. In 1958 he moved to Wofford where, in addition to his job as basketball coach, he also assumed the role of assistant football coach, athletic business manager, and athletic director.

PLC STERLING ALLEN '71

Allen earned second team NAIA All-America honors at guard in 1969 and was named Little All-America in 1969 and in 1970. He was selected to the American Football Coaches Association All-America team in 1970 and named best blocker at the 1969 football banquet.

1991 SID ALLRED '70

Allred played his freshman season at Georgia before transferring to Wofford. He earned Associated Press Little All-America honors as a linebacker in 1968. In 1969 he was a second team NAIA All-America pick at linebacker and also a Kodak Little All-America selection. He was an NAIA All-District 6 selection in 1967 as a defensive tackle and in 1968 at linebacker. In 1969 he earned All-South Carolina accolades and served as an alternate captain. In 1967, Allred was the first sophomore in school history to be named team MVP.

1980 WARREN ARIAIL '49

Ariail served as Wofford's first athletic trainer. He went on to a long training career in the NFL with the Miami Dolphins, New Orleans Saints, Houston Oilers and Carolina Panthers.

2010 LEE BASINGER '05

Basinger was named All-Southern Conference in 2003 and 2004 at defensive end for Wofford. As a senior in 2004 he earned AP First Team All-American honors. He was a finalist for the 2004 Buck Buchanan Award. He holds school marks for tackles for loss in a game and fumbles forced in a game.

2011 KATON BETHAY '06

Bethay was a defensive lineman for the Wofford football team and threw the shot and discus for the track and field team. He was the first Terriers to earn All-Southern Conference honors in two sports. On the football field, he earned third team AP All-American in 2005. As a senior in 2005, he was named SoCon Defensive Player of the Year by the Coaches.

1982 JACK BEELER '52

In 1951 Beeler became the first South Carolina small college player to be invited to a postseason all-star game, playing in the Blue-Gray Game in Montgomery, AL. A passing tailback from Knoxville, TN, Beeler completed nearly 60 percent of his passes during the season.

1988 LENOID BEST '82

Best averaged a team-record 124.4 yards-per-game in 1979 as he was named Wofford's most outstanding offensive player. He set the season record of 1,120 rushing yards in 1979 and was named the South Carolina NAIA Player of the Year in 1980 when he led Wofford to a 7-2-2 record. In 1979, his 6.8 yards per carry was second nationally.

2006 BRIAN BODOR '01

Bodor excelled both academically and athletically as a defensive tackle. As a senior, he was Wofford's first football player ever selected to the Academic All-America first team. He also was named a second team All-America by the Associated Press and The Sports Network in 2000.

1980 LOU BOUKNIGHT '33

Bouknight was chosen for Wofford's All-Time team in both 1948 and in 1983. He was named to the All-South Carolina team as a back in 1932.

1986 THOMAS BOWER '74

Bower was the football MVP in 1971 and 1972 and was also selected Phi Beta Kappa. In 1972 he was twice selected the South Carolina Defensive Player of the Week. Against Presbyterian he returned a blocked field goal attempt 70 yards for a touchdown. For the year, Bower recovered nine fumbles and added two blocked punts, an interception and two touchdowns.

1985 CLIFFORD BOYD '71

Boyd posted a pair of 1,000-yard rushing seasons while leading the team in rushing three times. As a sophomore in 1969, he rushed for 1,040 yards and followed that up with 1,022 yards as a junior in 1970. AHe finished his career with 3,201 career rushing yards, the second-most in school history at the time, and 30 touchdowns.

PLC CHARLES BRADSHAW '59

Bradshaw is a 1959 graduate and former quarterback who teamed with Jerry Richardson for the Terriers' famed passing duo of that era. He was an Associated Press Little All-America first team pick in 1957 who also earned all-state honors as he was considered the top quarterback in the state. A member of the South Carolina Athletic Hall of Fame, he served as Wofford's Student Body President. In 1983, he was chosen to Wofford's All-Time Football team as a quarterback.

1982 JIM BRAKEFIELD

Brakefield enjoyed great success as the head football and baseball coach at Wofford. He spent 14 years as an assistant football coach before becoming head coach in 1967, going 28-16 in five years and leading the Terriers to the NAIA National Championship game in 1970. Brakefield became the head football coach at Appalachian State in 1972. He is credited with installing the Wingbone offense at Wofford, a hybrid of the Wishbone.

2017 ERIC BREITENSTEIN '12

Breitenstein was named Southern Conference Offensive Player of the Year in 2011 and 2012. A three-time All-American, he holds five Wofford rushing records, two SoCon rushing records and one NCAA rushing record. He led the Southern Conference in rushing as a senior with 2,035 yards, a school record and the second most in conference history. He had 19 rushing touchdowns to lead the conference.

1989 WILLIAM CARPENTER '58

Carpenter was just the fourth Terrier to eclipse the 1,000-point mark in basketball when he did so during the 1957-58 season. He was the second-leading receiver on the Wofford football team as a senior in 1957 with 13 receptions for 140 yards and one touchdown.

PLC HAROLD CHANDLER '71

Chandler, a native of Belton, SC, was Wofford's starting quarterback in 1969 and 1970 and threw for 3,039 yards in his career. As a junior in 1969, he completed 69 of 133 passes for 1,133 yards and 10 touchdowns. As a senior, Chandler hit on 113 of 190 passing attempts for 1,610 yards and 11 touchdowns. He was an all-state selection in 1970 and a Phi Beta Kappa inductee.

2003 A.M. CHREITZBERG 1895

Chreizberg is considered the best pitcher Wofford ever produced. He struck out 19 batters against Wake Forest in 1895. Chreizberg was also a two-way player for the Terrier football team. After graduation, he taught physical education on campus and was a longtime member of the Board of Trustees (1914-48).

1985 PHILIP CLARK '50

Clark received the Adams Hat Trophy in 1946 as Wofford's most outstanding all-around athlete. He had an outstanding high school coaching career following his Wofford graduation. He lettered in football, basketball and baseball.

1991 JIM CLARY '49

In 1983, Clary was chosen to Wofford's All-Time Football team as an offensive lineman. He was a second team Associated Press Little All-America pick in 1948.

1981 SKIP CORN '73

Corn earned Associated Press and NAIA Little All-America honors in 1970 as a wide receiver with 46 catches for 700 yards and eight touchdowns. He is second in career receptions with 112 and second in career receiving yards with 1,774. Also lettered in track.

1988 CARTER DAVIS, JR. '75

Davis quarterbacked Wofford from 1971-74 and led the Terriers to three winning seasons. He set team records in passing yardage (3,838) and total offense yardage (4,815). In 1983, he was chosen to Wofford's All-Time Football team as a quarterback.

1986 FISHER DEBERRY '60

A 1960 graduate who served as the head football coach at the Air Force Academy for 23 seasons from 1984-2006. The Cheraw, SC native compiled a record of 169-109-1, making him the winningest coach in AFA history. DeBerry was named the 1985 National Coach of the Year. He was an assistant football coach at Wofford in the 1969-70 seasons and was also the head baseball coach in 1970.

1979 PHIL DICKENS

Dickens put Wofford football on the map. Prior to his arrival in 1947, Wofford had not fielded a winning team in 15 years but he compiled a six-year record of 40-16-7. From 1947-50, Dickens' teams were unbeaten in 24 straight games and his 1949 team had an 11-0 regular season record and reached the Cigar Bowl. The most memorable achievement during the Dickens era was a 19-14 victory at Auburn in 1950. After leaving Wofford following the 1952 season, he coached at Wyoming and Indiana before retiring in 1964.

2010 ERIC DEUTSCH '05

Deutsch was a three-time All-Southern Conference (2002, 2003, 2004) honoree on the offensive line for the Terriers. He was named AP First Team All-American in 2003 and 2004. In 2003, his 182 knockdowns ranked him sixth in a single season and garnered him the Jacobs Blocking Trophy from the SoCon. He was the first Wofford player to receive the award in the Division I era.

1980 AUBREY FAUST '42

Faust was Wofford's first All-American in 1942. President of the student body and a letterman in four sports, he was the Terriers' captain and Most Valuable Player his senior year and was selected all-state and All-America. Faust was leading a patrol in Normandy when he was killed in action during World War II.

PLC CLAUDE S. FINNEY '29

A 1929 graduate, Finney scored 56 points in 1928 to lead the state. He was named to the All-Southern team and was Wofford's first-ever team MVP. The first Wofford athlete elected to the South Carolina Sports Hall of Fame in 1961, Finney led the Terriers to their first winning record in football since 1919 with a 7-1-1 mark. After earning a degree at the Medical College of Virginia, he returned to practice medicine in Spartanburg for many years.

2008 NATHAN FUQUA '03

A four-time All-Southern Conference selection, he graduated from Wofford in 2003. At nose tackle, he earned first-team All-America honors as a senior. Ranks among the all-time school leaders in tackles, tackles for loss and sacks. He was an assistant coach at Wofford from 2005-16.

2000 BERNARD THOMAS "BUD" GAULT '35

Gault earned all-state honors in football while ranking second in the state in scoring as a senior. He played halfback while also handling the kicking duties and served as captain of the 1934 team. After serving as a colonel in World War II, he organized Wade Hampton High School and was later a superintendent in Greenville County. He also lettered in track and baseball.

1987 COY GIBSON '75

In 1983, Gibson was chosen to Wofford's All-Time Football team as an offensive lineman. He was an all-state selection from 1972-74 and an all-district pick in 1972 and 1974. Gibson was an AP Little All-America pick in 1974 and an NAIA All-America selection in 1973 and 1974. He also lettered in baseball.

1986 JAMES GORDON '52

A football end, Jimmy "Stick" Gordon earned second team all-state honors in 1950 and served as an alternate captain on Wofford's 1951 team.

1998 SHAWN GRAVES '93

Graves is college football's all-time, all-division rushing quarterback with 5,128 yards and 72 touchdowns. He held 14 NCAA and 23 school records upon graduation and is one of two players in Wofford football history to have his jersey number (No. 1) officially retired. Graves was a two-time finalist for the Harlon Hill Trophy who helped lead Wofford to the 1990 and 1991 NCAA Division II playoffs.

1979 ELBY HAMMETT '49

Hammett, nicknamed "Elbows" for his fierce play as a lineman during the late 1940s, was named to the Little All-America and the all-state teams in 1949. During the 11-0 run in 1949, he was the only lineman to start every game. In 1983 he was named to Wofford's all-time football team.

1984 JOE HAZLE '55

Hazle played minor league baseball before coming to Wofford. He led the 1953 team in rushing with 870 yards and added 541 yards in 1954.

1981 JIMMY HILTON '42

In 1983, Hilton was chosen to Wofford's All-Time Football team as a halfback.

2016 PATRICK ILLIG '10

Illig started 36 of 49 games played, primarily at left guard. He was a member of two Southern Conference Championship teams (2007 and 2010) and went to the NCAA FCS Playoffs three times. As a senior, he was the recipient of the Southern Conference Jacobs Blocking Trophy. Illig earned second team All-American by the Associated Press, first team All-America from The Sports Network, and first team All-Southern Conference honors.

1991 BRUCE JOHNSON '70
 Johnson was a three-year starter at defensive end from 1967-69 and captain of the 1969 team. Considered a pro prospect until injuries cut his career short, he was named Wofford's defensive coordinator in January, 2000 but died of a heart attack just six weeks after taking the job.

2013 KEVIOUS JOHNSON '08
 A four-year starter at running back (2003-04, 2006-07), Johnson led the team in rushing all four seasons. He is ranked third in school history with 3,851 career rushing yards. He scored 32 career rushing touchdowns, which is fourth in school history, and had 37 total career touchdowns to rank third in school history. As a senior he had 1,263 rushing yards and was named first team All-SoCon. He was named Southern Conference Freshman of the Year in 2003.

2015 ANTHONY "HEAVY" JONES '03
 Jones was a standout on the defensive line at Wofford and holds career records tackles for loss with 66 and career sacks with 30 and a half. He was named first team All-Southern Conference in 2002 by the media and coaches, along with second team Associated Press All-America honors in 2002.

1985 ROBERT JORDAN '71
 Led the nation in scoring in 1969 with a school record 126 points. Also set records with 30 points in one game and 266 points in his career. In 1983, Jordan was chosen to Wofford's All-Time Football team as a halfback.

1999 KEITH KINARD '80
 Kinard earned Kodak and NAIA All-America honors as offensive guard. He was a four-year starter and the team Most Valuable Player as a senior. The Columbia, SC native also doubled as the Terriers' punter his senior year. He was named to the South Carolina All-Rookie Team as a freshman.

1982 LORIN KING '51
 In 1983, King was chosen to Wofford's All-Time Football team as a defensive lineman.

PLC DANIEL LEWIS '62
 Lewis was an All-America offensive guard in 1961. In 1962 he was offered a contract to join the Dallas Texans. In 1983, Lewis was chosen to the All-Time Football team as a defensive lineman.

1997 BRET MASTERS '89
 Masters is the all-time leading tackler in football and the career home run leader in baseball. A native of Anderson, SC, he totaled 411 tackles from 1985-88. He also has the two highest single-season tackle totals, including 207 in 1987 when he received All-State, All-District, and All-America honors. Masters holds the school record with 51 career home runs.

1997 LOU MCCULLOUGH '49
 Lou McCullough was a five-sport athlete at Wofford who built a successful career as a football coach with stops at Wyoming, Indiana, Iowa State, and Ohio State under Woody Hayes. A Florence, AL, native, McCullough later became the Athletic Director at Iowa State.

1988 ALFRED MCGINNIS '56
 McGinnis was one of the best linemen in Wofford history, starting for four straight seasons. Each of those years, he was named top offensive lineman by his teammates. He was also team MVP in his senior year.

2009 JIMMY MINER '04
 A four-time All-Southern Conference punter, Miner earned honorable mention All-America honors in 2002. He led the Terriers in punting in all four seasons and is the all-time leader in punting average at 40.9 yards per punt. In 2001, he was named first team All-Southern Conference, leading the league with a 42.0 average.

1986 HARVEY MOYER '50
 Moyer was a third team All-America center in football in 1949. In 1983, he was chosen to Wofford's All-Time Football team as an offensive lineman.

2009 MATT NELSON '04
 Nelson was named Southern Conference Male Athlete of the Year for 2003-04. During his senior season, he had a team-high 167 tackles on the way to being named first-team All-American. Nelson finished third in the voting for the Buck Buchanan Award and was named the Southern Conference Defensive Player of the Year.

2017 AMEET PALL '12
 A four-year letterman on the defensive line, Pall was named 2010 Southern Conference Defensive Player of the Year. He ended his Wofford career third in school history in career sacks with 23.0 and fifth in school history in career tackles for loss with 45.0. He also recovered five fumbles in his career, which is tied for third in school history, while playing in 48 career games with 33 starts at Wofford.

PLC TED M. PHELPS '69
 Phelps finished his career as the Terriers' all-time rushing leader with 3,282 yards and held the record for most carries in a career with 712. As a senior in 1968, he rushed for 52.4 percent of Wofford's total rushing yards, a mark that remains a school record today. Named honorable mention Associated Press Little All-America in 1967. He was a three-time all-state selection from 1966-68 and the baseball team MVP in 1964.

1982 BOB POLLARD '52
 Pollard was a football team captain and first team all-state selection in 1950 who was an honorable mention All-America in '50.

1980 BOB PREVATTE '50
 Prevatte won the South Carolina Jacobs Blocking Trophy in 1949, the first Wofford player to receive the award. In a statewide poll of coaches, officials and writers, Prevatte received 48 votes, 20 more than his nearest competitor. He was honorable mention All-American and third team all-state.

1981 VERNON QUICK '51
 Earned all-state honors in 1949 and was a third team All-American. Was a member of Wofford's 11-1 team in 1949 that played Florida State in the Cigar Bowl. Quick scored Wofford's lone touchdown in the Cigar Bowl after recovering a blocked punt and running it into the end zone.

1992 TIM RENFROW '83
 Renfrow holds the single season (8) and career (19) interception records with eight and 19, respectively. In baseball he remains the Terriers' career stolen base leader with 84. Named team MVP after his junior and senior seasons, he earned All-America honors as a senior with six interceptions and averaging 11.5 yards as a punt returner including one for a touchdown.

1987 GEORGE RICE '57
 Rice was chosen All-Little Three in 1954 and was named the Little Three Lineman of the Year that same season.

PLC JERRY RICHARDSON '59
 Richardson came to Wofford as an unheralded pass receiver from Fayetteville, NC. By the time he left to begin

his pro career with the Baltimore Colts, the passing combination of Charlie Bradshaw to Jerry Richardson had received nationwide fame. Jerry was an Associated Press Little All-America selection in 1957 and '58. He still holds Wofford's single-game receiving yards record with 241 vs. Newberry in 1956 and is the record-holder for touchdown catches in a season (9 in 1958) and in a career (21). In 1983, Richardson was chosen to Wofford's All-Time Football team as a receiver. He is currently the owner of the Carolina Panthers.

1979 JOEL ROBERTSON '41
 As a football center, Robertson was voted the team MVP for two consecutive years. After a tour of duty as an infantry major in World War II, he returned to Wofford in 1946 as an assistant football coach, head basketball coach, business manager and golf coach. In 1983, Robertson was chosen to Wofford's All-Time Football team as an offensive lineman. He added letters in basketball and baseball.

2014 DANE ROMERO '09
 Romero ranks 15th in school history with 1,954 career rushing yards and is fifth in school history with 32 rushing touchdowns. He earned first team All-Southern Conference honors his senior season as he led the league in scoring.

1991 ELI SANDERS '54
 Sanders attended Wofford on a football scholarship and was one of the first lettermen inducted into the college's Athletics Hall of Fame when it was established in the late 1970s. He has served on the Terrier Club board of directors.

1983 RICKY SATTERFIELD '76
 Satterfield came to Wofford in 1972 and became the career rushing leader with 3,691 yards. His best year was his sophomore season when he gained nearly 1,200 yards. He posted 15 100-yard games and twice went over the 200-yard mark. He was a two-time all-state pick.

2018 ALVIN SCIONEUX '13
 A four-year letterman and three-time first team All-Southern Conference selections at linebacker. For his career, had 268 total tackles 42 tackles for loss and 17 sacks. Holds school record for 10 forced fumbles. Earned third team All-America honors as a sophomore.

1981 SAMMY SEWELL '50
 Sewell was an honorable mention All-America in 1949 as a back. He was a key member of Wofford's 11-1 football team in 1949 that played Florida State in the Cigar Bowl. He finished second in the state in scoring in 1946 and tied for state scoring honors in 1947 with 54 points.

2018 JARED SINGLETON '13
 Singleton was named All-Southern Conference three times. The starting center for 37 career games and is second in school history with 562 knockdown blocks. As a senior was named Associate Press third team All-America and AFCA first team All-America.

1981 CONLEY SNIDOW
 When Phil Dickens left Wofford to become the head coach at Wyoming, his replacement in 1953 was Conley Snidow. Snidow replaced the single wing offense with his innovative new offense, the T-formation. In 14 years, Snidow's teams had only three losing seasons and a total of 77 victories. During the mid-1950s, the Terriers won nine straight games against Southern Conference opponents.

2016 CHAD STARKS '94
 A four-year starter in the secondary, Starks had 182 total tackles and 15 interceptions in his career. The 15 career interceptions rank second in school history, while his 288 career interception return yards are the most in school history. As a senior, he led the team with seven interceptions, which are the second most in school history.

2014 ANDY STRICKLAND '09
 Strickland was the football team's leading receiver in 2006, 2007, and 2008. For his career, he had 1,544 receiving yards (sixth in school history) and 84 receptions (eighth in school history). His 15 career receiving touchdowns rank third in school history.

1984 WILLIE VARNER '52
 A 1952 Wofford graduate who went on to a legendary coaching career at Woodruff High School. Varner did not play high school football but played on the 1949 team that posted an 11-0 record in reaching the 1950 Cigar Bowl. He was the second-winningest high school football coach in South Carolina prep history with an all-time record of 383-132-10 in 43 years. He also lettered in track.

PLC WARREN WHITTAKER '67
 Whittaker was an outstanding quarterback from 1963-66. He led the team in passing in each of his final three years including a school record 1,146 yards as a senior in 1966. Whittaker earned all-state honors in 1966 and graduated as the career passing leader with 2,517 yards.

2010 ED WILE '73
 Wile was a four-year letterman on the football team from 1969-72. He is ranked fourth in school history in career interception return yards and was named to the Wofford All-Time team that was selected in 1983. As a senior in 1972 he recorded two interceptions, with one returned for a touchdown.

2003 DAN WILLIAMS '98
 A four-year starter at center (1994-97), Williams earned All-SoCon honors as a senior in the Terriers' first season of league play. The Cincinnati, Ohio, native totaled a team-high 168 knockdown blocks in his senior campaign and his 217 knockdowns as a sophomore rank as the second-best total in school history.

PLC DONALD WILLIAMS '67
 Williams, a native of McLean, Va., was an all-state and all-district defensive tackle from 1963-66. He earned All-South Carolina honors as a junior and senior and was named NAIA All-District in 1964, 1965 and 1966. Williams was an Associated Press Little All-America selection in 1965 and a second team All-America pick in 1966. Williams was a seventh round draft pick of the Miami Dolphins in 1966.

1992 RONNY WILSON '72
 Wilson was a Little All-American middle guard following his junior and senior years who was also able to play linebacker because of his quickness and speed. In 1983, Wilson was chosen to Wofford's All-Time Football team as a defensive lineman.

2008 TRAVIS WILSON '03
 A 2003 graduate, lead the Terriers in passing from 1998-2001. He was twice named Southern Conference Freshman of the week and named team MVP in 1999 and 2001.



adidas

ADIDAS.COM

ATHLETIC FACILITIES



REEVES TENNIS CENTER



RICHARDSON INDOOR VOLLEYBALL



RICHARDSON ATHLETIC BUILDING



SNYDER FIELD



RICHARDSON INDOOR STADIUM



RUSSELL C. KING FIELD



JOE E. TAYLOR CENTER



RICHARDSON INDOOR STADIUM



GIBBS STADIUM



RIFLE RANGE



COUNTRY CLUB OF SPARTANBURG

2019 SCHEDULE

AUGUST 31
AT SC STATE

OCTOBER 26
VS. CHATTANOOGA

SEPTEMBER 14
VS. SAMFORD

NOVEMBER 2
AT CLEMSON

SEPTEMBER 21
VS. GARDNER-WEBB

NOVEMBER 9
AT MERCER

SEPTEMBER 28
AT VMI

NOVEMBER 16
VS. FURMAN

OCTOBER 5
AT ETSU

NOVEMBER 23
AT THE CITADEL

OCTOBER 19
VS. WESTERN CAROLINA



DEFINE THE STANDARD

429 N. Church Street, Spartanburg, S.C. 29303 | 864-597-4090
WOFFORDTERRIERS.COM