

**GOVERNMENT OF HIMACHAL PRADESH
"ELECTION DEPARTMENT"**



**REPORT ON
HIMACHAL PRADESH VIDHAN SABHA
GENERAL ELECTIONS -2017
AND
BYE-ELECTION-2017
36-BHORANJ (SC) ASSEMBLY
CONSTITUENCY**

PUBLISHED BY :

**SH. PUSHPENDRA RAJPUT
CHIEF ELECTORAL OFFICER,
HIMACHAL PRADESH
SHIMLA - 171 009.**



PREFACE

The general election to the Vidhan Sabha was announced on 12th October, 2017 by the Election Commission of India. The election machinery in the state was fully prepared for the conduct of a free, fair and peaceful election. General Election to 13th Vidhan Sabha was conducted in a single phase. The process for filing nominations commenced from 16.10.2017 and poll was conducted with Electronic Voting Machines (EVMs) and Voter Verifiable Paper Audit Trail System (VVPATs) on 9th November, 2017. The counting of votes in all the 68 Assembly Constituencies was undertaken on 18th December, 2017.

Bye-Election to 36-Bhoranj (SC) Assembly Constituency was also held on 9-4-2017 following the death of Sh. Ishwar Dass Dhiman, sitting MLA.

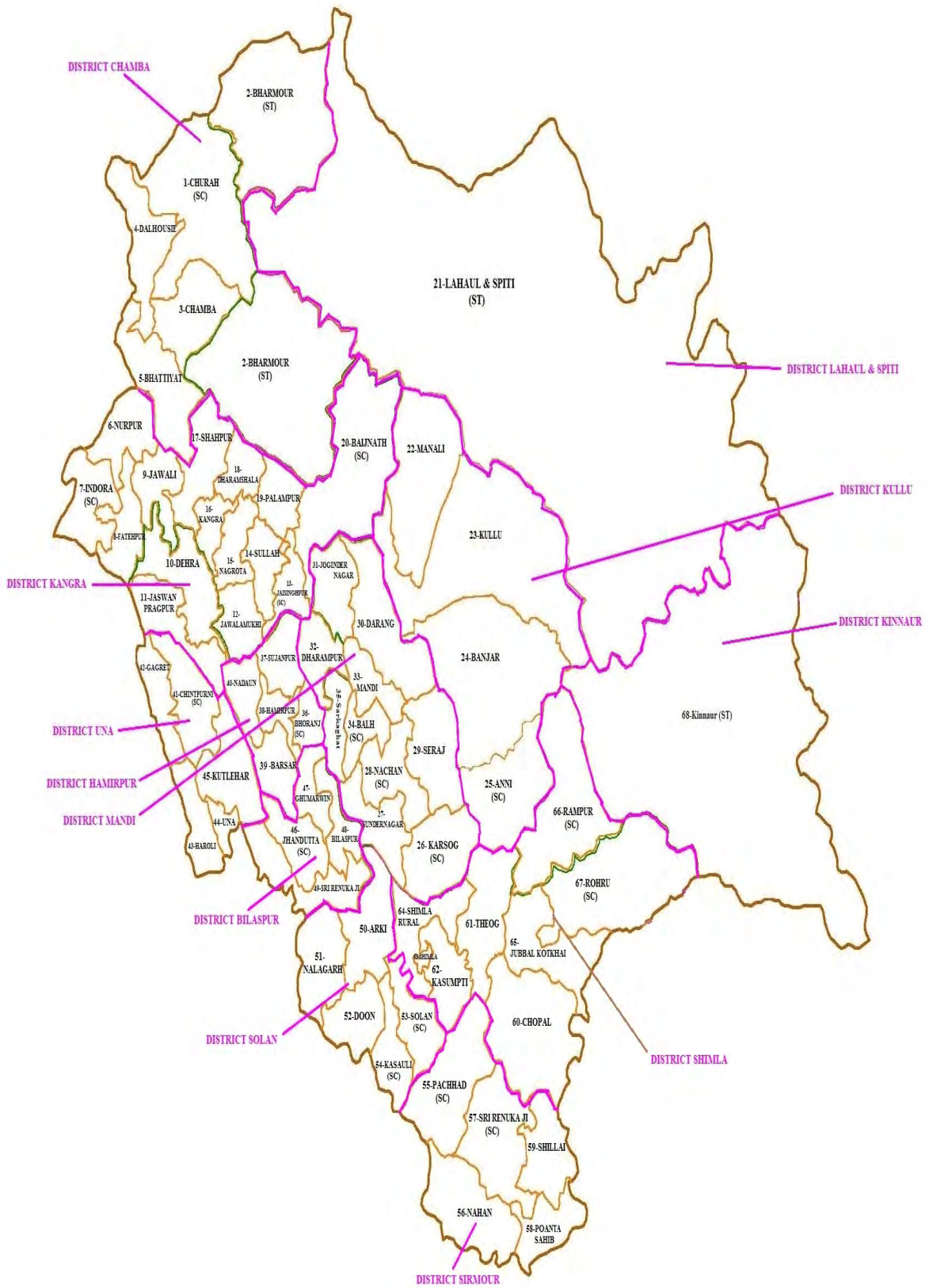
The elections were conducted under the superintendence, direction and control of Election Commission of India. No untoward incident was reported for which the people of the State, political parties, all State Government employees and dedicated team of Election related officers deserve credit & praise.

It has been a very enriching and rewarding experience to work as a member of team with Election Commission of India and supervise the state election process with tremendous amount of satisfaction and success. I place my heartfelt thanks to the Election Commission of India for guidance and appreciation to State headquarters team and District/Sub-Divisional Officers/officials who have constantly worked late hours with dedication and commitment and also in their endeavour in compilation of this voluminous statistical information.

Place : Shimla.
Dated : 30th July, 2018.

Pushpendra Rajput
Chief Electoral Officer-cum-
Secretary (Election),
Himachal Pradesh.

Constituency Map of Himachal Pradesh



INDEX ON CONTENTS		
Sl. No.	Subject Matter	PAGES
PART-A		
1.	Programme of Election	A-1
2.	List of Participating Political Parties	A-2
3.	Highlights	A-3
4.	Elector's Data Summary	A-4
5.	Candidate's Data Summary	A-5
6.	Parliamentary Constituency and District-wise Detail of Assembly Constituency	A-6 to A-7
7.	District-wise Details of Polling Stations	A-8 to A-10
8.	District and Assembly Constituency -wise Details of Electors	A-11 to A-13
9.	District-wise Details of Voter Turnout	A-14 to A-16
10.	Party Performance	A-17 to A-23
11.	Constituency-wise Performance Analysis	A-24
12.	Detail of Contesting Candidates (Nominated/ Rejected/ Withdrawal/ Contested)	A-25 to A-27
13.	Assembly Constituency-wise List of Winner and Runner up Candidates	A-28 to A-30
14.	Performance of Women Candidates	A-31
15.	Detail of Winning Candidates	A-32 to A-34
16.	Assembly Constituency-wise result at a Glance	A-35 to A-45
17.	Highlights-Report of Vidhan Sabha Elections from 1977 onwards	A-46
18.	Assembly Constituency-wise Votes Polled by Candidates	A-47 to A-60
PART-B		
1.	Assembly Constituency-wise Details	B-1 to B-174
PART-C		
1.	Information and Data related to Election Process and Management	C-1 to C-46
2.	General Profile of the State	C-47
3.	Elections at a Glance	C-48
4.	Detail of Returning Officers and Assistant Returning Officers	C-49 to C-52
5.	Assembly Constituency-wise list of Polling Stations & Locations	C-53 to C-54
6.	Assembly Constituency-wise number of Critical, Vulnerable and Ordinary Polling Stations	C-55 to C-56
7.	Assembly Constituency-wise Breakup of Polling Stations with distance	C-57 to C-59
8.	District-wise Breakup of Polling Stations	C-60
9.	Assembly Constituency-wise Information regarding Maximum/Minimum Electors assigned to Polling Stations & other Miscellaneous information	C-61 to C-64
10.	Assembly Constituency-wise votes polled during Vidhan Sabha Election-2017	C-65 to C-67
11.	Detail of Polling Personnel deployed for Election Duty	C-68 to C-72
12.	Detail of Sector Magistrates / Officers	C-73 to C-75
13.	Detail of Observers	C-76 to C-77
14.	Detail of Counting Observers	C-78 to C-79
15.	Detail of Media Centres	C-80
16.	Movement Programme of Polling Parties	C-81 to C-82
17.	Security Arrangements	C-83 to C-86

18.	Counting Programme	C-87 to C-93
19.	Detail of Storage Centres of Polled Electronic Voting Machines	C-94 to C-97
20.	Detail of Classified Service Voters, Proxy Votes, Tendered Votes and Set Apart Votes	C-98 to C-100
21.	Assembly Constituency-wise Detail of Candidates Contested and Party-wise Votes Polled	C-101 to C-104
22.	Poll Percentage including Postal Ballot Papers for Vidhan Sabha Election 2017	C-105 to C-107
23.	Detail of Postal Ballot Papers	C-108 to C-111
24.	Assembly Constituency-wise Highest and Lowest Polling Percentage	C-112 to C-114
25.	Names, Addresses and Party Affiliation of Elected Candidates	C-115 to C-118
26.	Places of Safe Custody of Electronic Voting Machines and Election Record	C-119 to C-120
27.	Detail of Different Teams under Election Expenditure Monitoring	C-121
28.	Detail of application received for Certification of Advertisement	C-121 to C-124
29.	Detail of Cash, Liquor etc. seized during Vidhan Sabha Election-2017 (Annexure-50)	C-125 to C-126
30.	Detail of Account of Election Expenses	C-126 to C-137
31.	Paid News Cases	C-138 to C-145
32.	Miscellaneous Information	C-146 to C-148
33.	Photographs of different activities during Vidhan Sabha Election-2017	C-149 to C-159
PART-D		
1.	Bye-Election-2017 from 36-Bhoranj (SC) Assembly Constituency	D-1 to D-3

PART-A

General Information

Programme of Election

Sl. No.	Activity	Phase-I
1	Date of Announcement of Schedule of Election	12-Oct-2017 (Thursday)
2	Date of Issue of Notification for Election	16-Oct-2017 (Monday)
3	Last Date for making Nomination	23-Oct-2017 (Monday)
4	Last Date for Scrutiny of Nominations	24-Oct-2017 (Tuesday)
5	Last Date for Withdrawal of Candidature	26-Oct-2017 (Thursday)
6	Date of Poll	09-Nov-2017 (Thursday)
7	Commencement of Counting	18-Dec-2017 (Monday)
8	Date before which election shall be completed	20-Dec-2017 (Wednesday)

Highlights

Announcement on	:	12-Oct-2017
Elections on	:	09-Nov-2017
Counting on	:	18-Dec-2017

List of Participating Political Parties

Sl. No	Classification	Party Name	Party Abbreviation	Symbol	No. Of Contestant
1	National Parties				
		Bahujan Samaj Party	BSP	Elephant	42
		Bharatiya Janata Party	BJP	Lotus	68
		Communist Party of India	CPI	Ears of Corn And Sickle	3
		Communist Party of India (Marxist)	CPI(M)	Hammer, Sickle and Star	14
		Indian National Congress	INC	Hand	68
		Nationalist Congress Party	NCP	Clock	2
2	Registered Political Parties				
		All India Forward Bloc	AIFB	Lion	2
		All India Manavadhikar Rajnaitik Dal	ALIMRD	Road Roller	1
		Bahujan Mukti Party	BMUP	Cot	1
		Bhartiya Himachal Jan Vikas Party	BHLJVP	Boat with Man and Sail	1
		Janral Samaj Party	JanSP	Almirah	1
		Lok Gathbandhan Party	LOGAP	Candles	7
		Navbharat Ekta Dal	NED	Bat	1
		Rashtravadi Pratap Sena	RSHP	Cup & Saucer	1
		Rashtriya Azad Manch	RADM	Pen Nib with Seven Rays	4
		Samaj Adhikar Kalyan Party	SAKAP	COCONUT FARM	2
		Samajwadi Party	SP	Bicycle	1
		Swabhiman Party	SWAP	Free Symbol	7
3	Independents				
		Independent	IND	Free Symbol	112

Highlights

A. Number of Constituencies

Gen	SC	ST	Total
48	17	3	68

B. Number of Candidates

No. of candidates in a constituency	02	03	04	05	06	07	08	09	12
No. of such constituencies	01	11	21	15	09	05	02	03	01

Total Candidates in fray	:	338
Average Candidate per Constituency	:	5
Minimum Candidate in a Constituency	:	2
Maximum Candidate in a Constituency	:	12

C. Detail of Votes Polled

	Men	Women	Third Gender	Postal	Total
Number of Electors	2531321	2457032	14	37574	5025941
Number of Electors who voted including Voters on election duty	1813147	1914578	2	70449	3798176
Polling Percentage					75.57%
Rejected Votes					12085
NOTA					34232
Set Apart Votes					1433
Valid Votes					3750426

D. Number of Polling Station

Sensitivity-wise			Total
Ordinary	Vulnerable	Critical	
6143	983	399	7525

Average number of electors per polling station	:	663
Minimum number of electors in a polling station	:	16 (31A -Dharampur/54-Kasuali (SC) AC)
Maximum number of electors in a polling station	:	1390 (72 -Solam Ward No. 3/3/53-Solan (SC) AC)

E. Party-wise Performance of Candidates

Name of Party	AIFB	ALIMRD	BHLJVP	BJP	BMUP	BSP	CPI	CPM	INC	IND
(i) Number of candidates	2	1	1	68	1	42	3	14	68	112
(ii) Elected	0	0	0	44	0	0	0	1	21	2
	JanSP	LOGAP	NCP	NED	RADM	RSHP	SP	SAKAP	SWAP	
	1	7	2	1	4	1	1	2	7	
	0	0	0	0	0	0	0	0	0	

Elector's Data Summary

	Type of Constituency			TOTAL
	Gen	SC	ST	
A. No of Constituencies	48	17	3	68

B. Electors in all the 68 Assembly Constituencies

General Electors:

a. Men	2531321
b. Women	2457032
c. Third Gender	14
d. Total	4988367

Service Electors:

a. Men	37440
b. Women	134
c. Total	37574

Grand Total(G+S):

a. Men	2568761
b. Women	2457166
c. Third Gender	14
d. Total	5025941

C. Electors who voted

a. Men	1813147
b. Women	1914578
c. Third Gender	2
d. Postal (including voters on election duty)	70449
e. Total	3798176

D. Poll Percentage 75.57%

E. No. of Polling Stations 7525

F. Average number of electors per Polling Stations 663

Candidates's Data Summary

	Type of Constituency			Total
	Gen	SC	ST	
A. No of Constituencies	48	17	3	68
B. Nominations Filed				
a. Men				409
b. Women				34
c. Total				443
C. Nominations Rejected				
a. Men				50
b. Women				13
c. Total				63
D. Nominations Withdrawn				
a. Men				40
b. Women				2
c. Total				42
E. Contesting Candidates				
a. Men				319
b. Women				19
c. Total				338
F. Forfeited Deposits				
a. Men				186
b. Women				11
c. Total				197

**Parliamentary Constituency and District-Wise Detail of
Assembly Constituency**

No. and Name of Assembly Segment	Falling within Parliamentary Constituency	Falling within District
1-CHURAH(SC)	1-KANGRA	CHAMBA
2-BHARMOUR(ST)	2-MANDI	CHAMBA
3-CHAMBA	1-KANGRA	CHAMBA
4-DALHOUSIE	1-KANGRA	CHAMBA
5-BHATTIYAT	1-KANGRA	CHAMBA
6-NURPUR	1-KANGRA	KANGRA
7-INDORA(SC)	1-KANGRA	KANGRA
8-FATEHPUR	1-KANGRA	KANGRA
9-JAWALI	1-KANGRA	KANGRA
10-DEHRA	3-HAMIRPUR	KANGRA
11-JASWAN-PRAGPUR	3-HAMIRPUR	KANGRA
12-JAWALAMUKHI	1-KANGRA	KANGRA
13-JAISINGHPUR(SC)	1-KANGRA	KANGRA
14-SULLAH	1-KANGRA	KANGRA
15-NAGROTA	1-KANGRA	KANGRA
16-KANGRA	1-KANGRA	KANGRA
17-SHAHPUR	1-KANGRA	KANGRA
18-DHARAMSHALA	1-KANGRA	KANGRA
19-PALAMPUR	1-KANGRA	KANGRA
20-BAIJNATH(SC)	1-KANGRA	KANGRA
21-LAHAUL & SPITI(ST)	2-MANDI	LAHAUL & SPITI
22-MANALI	2-MANDI	KULLU
23-KULLU	2-MANDI	KULLU
24-BANJAR	2-MANDI	KULLU
25-ANNI(SC)	2-MANDI	KULLU
26-KARSOG(SC)	2-MANDI	MANDI
27-SUNDERNAGAR	2-MANDI	MANDI
28-NACHAN(SC)	2-MANDI	MANDI
29-SERAJ	2-MANDI	MANDI
30-DARANG	2-MANDI	MANDI
31-JOGINDERNAGAR	2-MANDI	MANDI
32-DHARAMPUR	3-HAMIRPUR	MANDI
33-MANDI	2-MANDI	MANDI
34-BALH(SC)	2-MANDI	MANDI
35-SARKAGHAT	2-MANDI	MANDI
36-BHORANJ(SC)	3-HAMIRPUR	HAMIRPUR
37-SUJANPUR	3-HAMIRPUR	HAMIRPUR
38-HAMIRPUR	3-HAMIRPUR	HAMIRPUR
39-BARSAR	3-HAMIRPUR	HAMIRPUR
40-NADAUN	3-HAMIRPUR	HAMIRPUR
41-CHINTPURNI(SC)	3-HAMIRPUR	UNA

Parliamentary Constituency and District-Wise Detail of Assembly Constituency

No. and Name of Assembly Segment	Falling within Parliamentary Constituency	Falling within District
42-GAGRET	3-HAMIRPUR	UNA
43-HAROLI	3-HAMIRPUR	UNA
44-UNA	3-HAMIRPUR	UNA
45-KUTLEHAR	3-HAMIRPUR	UNA
46-JHANDUTA(SC)	3-HAMIRPUR	BILASPUR
47-GHUMARWIN	3-HAMIRPUR	BILASPUR
48-BILASPUR	3-HAMIRPUR	BILASPUR
49-SRI NAINA DEVIJI	3-HAMIRPUR	BILASPUR
50-ARKI	4-SHIMLA(SC)	SOLAN
51-NALAGARH	4-SHIMLA(SC)	SOLAN
52-DOON	4-SHIMLA(SC)	SOLAN
53-SOLAN(SC)	4-SHIMLA(SC)	SOLAN
54-KASAULI(SC)	4-SHIMLA(SC)	SOLAN
55-PACHHAD(SC)	4-SHIMLA(SC)	SIRMOUR
56-NAHAN	4-SHIMLA(SC)	SIRMOUR
57-SRI RENUKAJI(SC)	4-SHIMLA(SC)	SIRMOUR
58-PAONTA SAHIB	4-SHIMLA(SC)	SIRMOUR
59-SHILLAI	4-SHIMLA(SC)	SIRMOUR
60-CHOPAL	4-SHIMLA(SC)	SHIMLA
61-THEOG	4-SHIMLA(SC)	SHIMLA
62-KASUMPTI	4-SHIMLA(SC)	SHIMLA
63-SHIMLA	4-SHIMLA(SC)	SHIMLA
64-SHIMLA RURAL	4-SHIMLA(SC)	SHIMLA
65-JUBBAL-KOTKHAI	4-SHIMLA(SC)	SHIMLA
66-RAMPUR(SC)	2-MANDI	SHIMLA
67-ROHRU(SC)	4-SHIMLA(SC)	SHIMLA
68-KINNAUR(ST)	2-MANDI	KINNAUR

Total	
Parliamentary Constituencies	4
Districts	12
Assembly Constituencies	68

District-Wise Details of Polling Stations

Assembly Constituency No. and Name	Number of Polling Stations			
	Critical	Vulnerable	Ordinary	Total
CHAMBA				
1 - CHURAH (SC)	6	11	100	117
2 - BHARMOUR (ST)	0	22	120	142
3 - CHAMBA	1	33	84	118
4 - DALHOUSIE	14	15	79	108
5 - BHATTIYAT	2	16	98	116
Total:	23	97	481	601
KANGRA				
6 - NURPUR	7	37	66	110
7 - INDORA (SC)	20	31	53	104
8 - FATEHPUR	15	20	69	104
9 - JAWALI	19	27	69	115
10 - DEHRA	9	24	65	98
11 - JASWAN-PRAGPUR	8	20	78	106
12 - JAWALAMUKHI	6	25	61	92
13 - JAISINGHPUR (SC)	7	22	82	111
14 - SULLAH	6	10	114	130
15 - NAGROTA	11	8	86	105
16 - KANGRA	10	13	73	96
17 - SHAHPUR	5	13	93	111
18 - DHARAMSHALA	2	12	70	84
19 - PALAMPUR	7	11	69	87
20 - BAIJNATH (SC)	28	24	54	106
Total:	160	297	1102	1559
LAHAUL & SPITI				
21 - LAHAUL & SPITI (ST)	0	12	81	93
Total:	0	12	81	93
KULLU				
22 - MANALI	4	10	86	100
23 - KULLU	4	16	125	145
24 - BANJAR	6	9	124	139
25 - ANNI (SC)	3	18	115	136
Total:	17	53	450	520

District-Wise Details of Polling Stations

Assembly Constituency No. and Name	Number of Polling Stations			
	Critical	Vulnerable	Ordinary	Total
MANDI				
26 - KARSOG (SC)	1	9	93	103
27 - SUNDERNAGAR	3	26	72	101
28 - NACHAN (SC)	3	15	85	103
29 - SERAJ	7	10	109	126
30 - DARANG	4	10	108	122
31 - JOGINDERNAGAR	0	25	102	127
32 - DHARAMPUR	8	6	86	100
33 - MANDI	2	11	91	104
34 - BALH (SC)	3	11	85	99
35 - SARKAGHAT	3	10	94	107
Total:	34	133	925	1092
HAMIRPUR				
36 - BHORANJ (SC)	2	7	90	99
37 - SUJANPUR	0	17	86	103
38 - HAMIRPUR	0	8	85	93
39 - BARSAR	0	7	103	110
40 - NADAUN	3	22	95	120
Total:	5	61	459	525
UNA				
41 - CHINTPURNI (SC)	7	18	76	101
42 - GAGRET	10	33	47	90
43 - HAROLI	8	23	74	105
44 - UNA	17	28	52	97
45 - KUTLEHAR	9	13	94	116
Total:	51	115	343	509
BILASPUR				
46 - JHANDUTA (SC)	0	3	97	100
47 - GHUMARWIN	0	4	96	100
48 - BILASPUR	0	3	96	99
49 - SRI NAINA DEVIJI	9	5	81	95
Total:	9	15	370	394
SOLAN				
50 - ARKI	4	29	97	130
51 - NALAGARH	13	10	77	100
52 - DOON	5	18	67	90
53 - SOLAN (SC)	5	10	109	124
54 - KASAULI (SC)	3	10	81	94
Total:	30	77	431	538

District-Wise Details of Polling Stations

Assembly Constituency No. and Name	Number of Polling Stations			
	Critical	Vulnerable	Ordinary	Total
SIRMOUR				
55 - PACHHAD (SC)	0	8	102	110
56 - NAHAN	15	11	88	114
57 - SRI RENUKAJI (SC)	4	11	108	123
58 - PAONTA SAHIB	19	43	34	96
59 - SHILLAI	4	6	87	97
Total:	42	79	419	540
SHIMLA				
60 - CHOPAL	8	10	123	141
61 - THEOG	0	2	159	161
62 - KASUMPTI	0	7	100	107
63 - SHIMLA	0	3	88	91
64 - SHIMLA RURAL	0	1	130	131
65 - JUBBAL-KOTKHAI	3	8	116	127
66 - RAMPUR (SC)	6	4	140	150
67 - ROHRU (SC)	1	7	113	121
Total:	18	42	969	1029
KINNAUR				
68 - KINNAUR (ST)	10	2	113	125
Total:	10	2	113	125
Grand Total	399	983	6143	7525

District and Assembly Constituency Wise Details of Electors

Assembly Constituency No. and Name	General Electors				Service Electors			Total(G+S)			
	Male	Female	Third Gender	Total	Male	Female	Total	Male	Female	Third Gender	Total
District CHAMBA											
1-CHURAH(SC)	34963	33461	0	68424	199	0	199	35162	33461	0	68623
2-BHARMOUR(ST)	36856	34381	0	71237	137	0	137	36993	34381	0	71374
3-CHAMBA	37983	37142	1	75126	163	0	163	38146	37142	1	75289
4-DALHOUSIE	33956	32483	0	66439	230	0	230	34186	32483	0	66669
5-BHATTIYAT	35657	35083	0	70740	804	1	805	36461	35084	0	71545
District Total:	179415	172550	1	351966	1533	1	1534	180948	172551	1	353500
District KANGRA											
6-NURPUR	42243	40017	0	82260	837	2	839	43080	40019	0	83099
7-INDORA(SC)	42380	39496	0	81876	760	2	762	43140	39498	0	82638
8-FATEHPUR	40216	39650	0	79866	924	3	927	41140	39653	0	80793
9-JAWALI	45063	44160	0	89223	1083	1	1084	46146	44161	0	90307
10-DEHRA	37459	38034	0	75493	1027	2	1029	38486	38036	0	76522
11-JASWAN-PRAGPUR	36686	35873	0	72559	694	4	698	37380	35877	0	73257
12-JAWALAMUKHI	35879	35587	0	71466	825	1	826	36704	35588	0	72292
13-JAISINGHPUR(SC)	37186	39350	0	76536	937	4	941	38123	39354	0	77477
14-SULLAH	46956	48108	0	95064	1080	1	1081	48036	48109	0	96145
15-NAGROTA	40967	40215	0	81182	560	0	560	41527	40215	0	81742
16-KANGRA	38296	37175	0	75471	428	0	428	38724	37175	0	75899
17-SHAHPUR	40387	39043	0	79430	664	3	667	41051	39046	0	80097
18-DHARAMSHALA	37922	36537	0	74459	398	6	404	38320	36543	0	74863
19-PALAMPUR	34972	34072	0	69044	762	3	765	35734	34075	0	69809
20-BAIJNATH(SC)	40024	39305	0	79329	830	1	831	40854	39306	0	80160
District Total:	596636	586622	0	1183258	11809	33	11842	608445	586655	0	1195100
District LAHAUL & SPITI											
21-LAHAUL & SPITI (ST)	11457	11538	0	22995	235	1	236	11692	11539	0	23231
District Total:	11457	11538	0	22995	235	1	236	11692	11539	0	23231
District KULLU											
22-MANALI	33724	32614	0	66338	113	1	114	33837	32615	0	66452
23-KULLU	41576	39886	0	81462	190	1	191	41766	39887	0	81653
24-BANJAR	33868	32151	0	66019	103	4	107	33971	32155	0	66126
25-ANNI (SC)	39921	37702	0	77623	115	2	117	40036	37704	0	77740
District Total:	149089	142353	0	291442	521	8	529	149610	142361	0	291971

District and Assembly Constituency Wise Details of Electors

Assembly Constituency No. and Name	General Electors				Service Electors			Total(G+S)			
	Male	Female	Third Gender	Total	Male	Female	Total	Male	Female	Third Gender	Total
District MANDI											
26-KARSOG(SC)	34365	32820	0	67185	143	1	144	34508	32821	0	67329
27-SUNDERNAGAR	37341	36599	0	73940	421	0	421	37762	36599	0	74361
28-NACHAN(SC)	38586	38585	0	77171	609	3	612	39195	38588	0	77783
29-SERAJ	38641	35992	0	74633	192	0	192	38833	35992	0	74825
30-DARANG	40341	39147	0	79488	720	0	720	41061	39147	0	80208
31-JOGINDERNAGAR	44162	45344	0	89506	1240	4	1244	45402	45348	0	90750
32-DHARAMPUR	35824	37287	0	73111	937	4	941	36761	37291	0	74052
33-MANDI	33636	35064	0	68700	973	5	978	34609	35069	0	69678
34-BALH(SC)	34989	35515	0	70504	755	0	755	35744	35515	0	71259
35-SARKAGHAT	40298	41510	0	81808	946	2	948	41244	41512	0	82756
District Total:	378183	377863	0	756046	6936	19	6955	385119	377882	0	763001
District HAMIRPUR											
36-BHORANJ(SC)	36253	38510	0	74763	925	1	926	37178	38511	0	75689
37-SUJANPUR	32394	34671	0	67065	1432	7	1439	33826	34678	0	68504
38-HAMIRPUR	34127	34590	0	68717	722	5	727	34849	34595	0	69444
39-BARSAR	38662	40800	0	79462	1253	2	1255	39915	40802	0	80717
40-NADAUN	42346	43086	0	85432	842	5	847	43188	43091	0	86279
District Total:	183782	191657	0	375439	5174	20	5194	188956	191677	0	380633
District UNA											
41-CHINTPURNI (SC)	39529	37800	0	77329	650	0	650	40179	37800	0	77979
42-GAGRET	38207	37463	0	75670	867	3	870	39074	37466	0	76540
43-HAROLI	41072	39394	2	80468	729	1	730	41801	39395	2	81198
44-UNA	40281	38784	0	79065	445	2	447	40726	38786	0	79512
45-KUTLEHAR	39713	39091	2	78806	884	4	888	40597	39095	2	79694
District Total:	198802	192532	4	391338	3575	10	3585	202377	192542	4	394923
District BILASPUR											
46-JHANDUTA(SC)	36358	35283	0	71641	713	1	714	37071	35284	0	72355
47-GHUMARWIN	40039	40725	1	80765	693	2	695	40732	40727	1	81460
48-BILASPUR	38544	38190	0	76734	510	0	510	39054	38190	0	77244
49-SRI NAINA DEVIJI	34784	32617	0	67401	362	0	362	35146	32617	0	67763
District Total:	149725	146815	1	296541	2278	3	2281	152003	146818	1	298822

District and Assembly Constituency Wise Details of Electors

Assembly Constituency No. and Name	General Electors				Service Electors			Total(G+S)			
	Male	Female	Third Gender	Total	Male	Female	Total	Male	Female	Third Gender	Total
District SOLAN											
50-ARKI	42905	41655	0	84560	426	1	427	43331	41656	0	84987
51-NALAGARH	42379	39684	1	82064	636	1	637	43015	39685	1	82701
52-DOON	32397	29953	1	62351	224	2	226	32621	29955	1	62577
53-SOLAN(SC)	42244	38770	5	81019	235	1	236	42479	38771	5	81255
54-KASAULI (SC)	33755	30210	0	63965	279	1	280	34034	30211	0	64245
District Total:	193680	180272	7	373959	1800	6	1806	195480	180278	7	375765
District SIRMOUR											
55-PACHHAD(SC)	35443	33272	0	68715	395	0	395	35838	33272	0	69110
56-NAHAN	38301	36226	0	74527	495	3	498	38796	36229	0	75025
57-SRI RENUKAJI (SC)	33879	31474	0	65353	363	0	363	34242	31474	0	65716
58-PAONTA SAHIB	39576	35361	1	74938	372	0	372	39948	35361	1	75310
59-SHILLAI	36184	29323	0	65507	270	0	270	36454	29323	0	65777
District Total:	183383	165656	1	349040	1895	3	1898	185278	165659	1	350938
District SHIMLA											
60-CHOPAL	37862	34996	0	72858	286	3	289	38148	34999	0	73147
61-THEOG	39679	38588	0	78267	270	3	273	39949	38591	0	78540
62-KASUMPTI	32074	29010	0	61084	97	2	99	32171	29012	0	61183
63-SHIMLA	26808	23598	0	50406	18	0	18	26826	23598	0	50424
64-SHIMLA RURAL	36978	34639	0	71617	293	5	298	37271	34644	0	71915
65-JUBBAL-KOTKHAI	33543	33651	0	67194	93	2	95	33636	33653	0	67289
66-RAMPUR(SC)	36780	34121	0	70901	106	7	113	36886	34128	0	71014
67-ROHRU(SC)	35741	33257	0	68998	156	1	157	35897	33258	0	69155
District Total:	279465	261860	0	541325	1319	23	1342	280784	261883	0	542667
District KINNAUR											
68-KINNAUR(ST)	27704	27314	0	55018	365	7	372	28069	27321	0	55390
District Total:	27704	27314	0	55018	365	7	372	28069	27321	0	55390
Grand Total:	2531321	2457032	14	4988367	37440	134	37574	2568761	2457166	14	5025941

District-Wise Details of Voter Turnout

Assembly Constituency No. and Name	Electors	Voter Turn Out	
		Votes	%age
CHAMBA	353500	262391	74.23%
1-CHURAH(SC)	68623	53099	75.81%
2-BHARMOUR(ST)	71374	51926	72%
3-CHAMBA	75289	54354	70.74%
4-DALHOUSIE	66669	49694	73.25%
5-BHATTIYAT	71545	53318	72.5%
KANGRA	1195100	874891	73.21%
6-NURPUR	83099	64180	76.16%
7-INDORA(SC)	82638	59945	71.58%
8-FATEHPUR	80793	58665	71.15%
9-JAWALI	90307	67727	73.38%
10-DEHRA	76522	54858	70.19%
11-JASWAN-PRAGPUR	73257	51030	68.41%
12-JAWALAMUKHI	72292	53721	73.16%
13-JAISINGHPUR(SC)	77477	50600	63.79%
14-SULLAH	96145	69576	70.9%
15-NAGROTA	81742	64534	77.5%
16-KANGRA	75899	58554	75.97%
17-SHAHPUR	80097	60302	74.1%
18-DHARAMSHALA	74863	57161	75.21%
19-PALAMPUR	69809	50882	71.35%
20-BAIJNATH(SC)	80160	53156	64.92%
LAHAUL & SPITI	23231	17045	73.37%
21-LAHAUL & SPITI(ST)	23231	17045	72.65%
KULLU	291971	230460	78.93%
22-MANALI	66452	53189	79.27%
23-KULLU	81653	62429	75.6%
24-BANJAR	66126	54051	80.31%
25-ANNI(SC)	77740	60791	76.63%

District-Wise Details of Voter Turnout

Assembly Constituency No. and Name	Electors	Voter Turn Out	
		Votes	%age
MANDI	763001	584511	76.61%
26-KARSOG(SC)	67329	51546	75.27%
27-SUNDERNAGAR	74361	57381	75.84%
28-NACHAN(SC)	77783	61893	77.76%
29-SERAJ	74825	63228	83.31%
30-DARANG	80208	65486	79.95%
31-JOGINDERNAGAR	90750	66853	71.55%
32-DHARAMPUR	74052	48820	63.61%
33-MANDI	69678	53957	75.2%
34-BALH(SC)	71259	58077	79.51%
35-SARKAGHAT	82756	57270	67.23%
HAMIRPUR	380633	270795	71.14%
36-BHORANJ(SC)	75689	50625	65.04%
37-SUJANPUR	68504	51100	72.37%
38-HAMIRPUR	69444	48808	68.52%
39-BARSAR	80717	57320	69.06%
40-NADAUN	86279	62942	71.21%
UNA	394922	304602	77.13%
41-CHINTPURNI(SC)	77979	57739	72.69%
42-GAGRET	76540	59995	76.96%
43-HAROLI	81198	64655	78.38%
44-UNA	79512	62556	77.63%
45-KUTLEHAR	79693	59657	73.21%
BILASPUR	298822	229589	76.83%
46-JHANDUTA(SC)	72355	53949	72.9%
47-GHUMARWIN	81460	60395	72.24%
48-BILASPUR	77244	58380	74.11%
49-SRI NAINA DEVIJI	67763	56865	82.64%
SOLAN	375765	294806	78.45%
50-ARKI	84987	64883	74.9%
51-NALAGARH	82701	70469	83.89%
52-DOON	62577	56088	88.65%
53-SOLAN(SC)	81255	54609	66.45%
54-KASAULI(SC)	64245	48757	75.22%

District-Wise Details of Voter Turnout

Assembly Constituency No. and Name	Electors	Voter Turn Out	
		Votes	%age
SIRMOUR	350938	287889	82.03%
55-PACHHAD(SC)	69110	55859	79.38%
56-NAHAN	75025	62639	81.92%
57-SRI RENUKAJI(SC)	65716	52131	77.85%
58-PAONTA SAHIB	75310	61068	80.18%
59-SHILLAI	65777	56192	83.84%
SHIMLA	542667	399262	73.57%
60-CHOPAL	73147	55900	74.88%
61-THEOG	78540	58072	72.9%
62-KASUMPTI	61183	41330	66.86%
63-SHIMLA	50424	32428	63.93%
64-SHIMLA RURAL	71915	53230	72.89%
65-JUBBAL-KOTKHAI	67289	54706	80.13%
66-RAMPUR(SC)	71014	53352	74.2%
67-ROHRU(SC)	69155	50244	71.61%
KINNAUR	55390	41935	75.71%
68-KINNAUR(ST)	55390	41935	74.68%
GRAND TOTAL:	5025940	3798176	75.57%

Party Performance

Name of District	Contested	Winner	Party Votes Polled	Total Valid Votes	%age
All India Forward Bloc					
CHAMBA	0	0	0	261942	0
KANGRA	0	0	0	872023	0
LAHAUL & SPITI	0	0	0	16999	0
KULLU	0	0	0	230321	0
MANDI	1	0	253	582527	0.04
HAMIRPUR	0	0	0	268893	0
UNA	0	0	0	303377	0
BILASPUR	1	0	357	228716	0.16
SOLAN	0	0	0	293487	0
SIRMOUR	0	0	0	286043	0
SHIMLA	0	0	0	398505	0
KINNAUR	0	0	0	41825	0
State Total:	2	0	610	3784658	0.02
All India Manavadhikar Rajnaitik Dal					
CHAMBA	0	0	0	261942	0
KANGRA	1	0	440	872023	0.05
LAHAUL & SPITI	0	0	0	16999	0
KULLU	0	0	0	230321	0
MANDI	0	0	0	582527	0
HAMIRPUR	0	0	0	268893	0
UNA	0	0	0	303377	0
BILASPUR	0	0	0	228716	0
SOLAN	0	0	0	293487	0
SIRMOUR	0	0	0	286043	0
SHIMLA	0	0	0	398505	0
KINNAUR	0	0	0	41825	0
State Total:	1	0	440	3784658	0.01
Bhartiya Himachal Jan Vikas Party					
CHAMBA	0	0	0	261942	0
KANGRA	1	0	393	872023	0.05
LAHAUL & SPITI	0	0	0	16999	0
KULLU	0	0	0	230321	0
MANDI	0	0	0	582527	0
HAMIRPUR	0	0	0	268893	0
UNA	0	0	0	303377	0
BILASPUR	0	0	0	228716	0
SOLAN	0	0	0	293487	0
SIRMOUR	0	0	0	286043	0
SHIMLA	0	0	0	398505	0
KINNAUR	0	0	0	41825	0
State Total:	1	0	393	3784658	0.01

Party Performance

Name of District	Contested	Winner	Party Votes Polled	Total Valid Votes	%age
Bharatiya Janata Party					
CHAMBA	5	4	133587	261942	51
KANGRA	15	11	410644	872023	47.09
LAHAUL & SPITI	1	1	7756	16999	45.63
KULLU	4	3	115624	230321	50.2
MANDI	10	9	308913	582527	53.03
HAMIRPUR	5	2	131055	268893	48.74
UNA	5	3	153448	303377	50.58
BILASPUR	4	3	122500	228716	53.56
SOLAN	5	2	131964	293487	44.96
SIRMOUR	5	3	139731	286043	48.85
SHIMLA	8	3	171301	398505	42.99
KINNAUR	1	0	19909	41825	47.6
State Total:	68	44	1846432	3784658	48.79
Bahujan Mukti Party					
CHAMBA	0	0	0	261942	0
KANGRA	1	0	307	872023	0.04
LAHAUL & SPITI	0	0	0	16999	0
KULLU	0	0	0	230321	0
MANDI	0	0	0	582527	0
HAMIRPUR	0	0	0	268893	0
UNA	0	0	0	303377	0
BILASPUR	0	0	0	228716	0
SOLAN	0	0	0	293487	0
SIRMOUR	0	0	0	286043	0
SHIMLA	0	0	0	398505	0
KINNAUR	0	0	0	41825	0
State Total:	1	0	307	3784658	0.01
Bahujan Samaj Party					
CHAMBA	1	0	562	261942	0.21
KANGRA	14	0	6678	872023	0.77
LAHAUL & SPITI	0	0	0	16999	0
KULLU	2	0	920	230321	0.4
MANDI	8	0	3442	582527	0.59
HAMIRPUR	5	0	1532	268893	0.57
UNA	5	0	2486	303377	0.82
BILASPUR	0	0	0	228716	0
SOLAN	0	0	0	293487	0
SIRMOUR	2	0	1152	286043	0.4
SHIMLA	4	0	1364	398505	0.34
KINNAUR	1	0	404	41825	0.97
State Total:	42	0	18540	3784658	0.49

Party Performance

Name of District	Contested	Winner	Party Votes Polled	Total Valid Votes	%age
Communist Party of India					
CHAMBA	1	0	720	261942	0.27
KANGRA	1	0	314	872023	0.04
LAHAUL & SPITI	0	0	0	16999	0
KULLU	0	0	0	230321	0
MANDI	0	0	0	582527	0
HAMIRPUR	0	0	0	268893	0
UNA	0	0	0	303377	0
BILASPUR	0	0	0	228716	0
SOLAN	1	0	652	293487	0.22
SIRMOUR	0	0	0	286043	0
SHIMLA	0	0	0	398505	0
KINNAUR	0	0	0	41825	0
State Total:	3	0	1686	3784658	0.04
Communist Party of India (Marxist)					
CHAMBA	0	0	0	261942	0
KANGRA	1	0	390	872023	0.04
LAHAUL & SPITI	0	0	0	16999	0
KULLU	1	0	4704	230321	2.04
MANDI	3	0	9801	582527	1.68
HAMIRPUR	2	0	3421	268893	1.27
UNA	0	0	0	303377	0
BILASPUR	0	0	0	228716	0
SOLAN	1	0	1632	293487	0.56
SIRMOUR	1	0	836	286043	0.29
SHIMLA	4	1	33861	398505	8.5
KINNAUR	1	0	913	41825	2.18
State Total:	14	1	55558	3784658	1.47
Indian National Congress					
CHAMBA	5	1	113086	261942	43.17
KANGRA	15	3	341743	872023	39.19
LAHAUL & SPITI	1	0	6278	16999	36.93
KULLU	4	1	104934	230321	45.56
MANDI	10	0	198460	582527	34.07
HAMIRPUR	5	3	121639	268893	45.24
UNA	5	2	140516	303377	46.32
BILASPUR	4	1	101283	228716	44.28
SOLAN	5	3	135167	293487	46.06
SIRMOUR	5	2	125980	286043	44.04
SHIMLA	8	4	168335	398505	42.24
KINNAUR	1	1	20029	41825	47.89
State Total:	68	21	1577450	3784658	41.68

Party Performance

Name of District	Contested	Winner	Party Votes Polled	Total Valid Votes	%age
Independent					
CHAMBA	7	0	9932	261942	3.79
KANGRA	40	1	101279	872023	11.61
LAHAUL & SPITI	2	0	2895	16999	17.03
KULLU	2	0	1313	230321	0.57
MANDI	23	1	54990	582527	9.44
HAMIRPUR	7	0	8650	268893	3.22
UNA	6	0	4621	303377	1.52
BILASPUR	4	0	2471	228716	1.08
SOLAN	7	0	20594	293487	7.02
SIRMOUR	3	0	13665	286043	4.78
SHIMLA	11	0	19579	398505	4.91
KINNAUR	0	0	0	41825	0
State Total:	112	2	239989	3784658	6.34
Janral Samaj Party					
CHAMBA	0	0	0	261942	0
KANGRA	0	0	0	872023	0
LAHAUL & SPITI	0	0	0	16999	0
KULLU	0	0	0	230321	0
MANDI	0	0	0	582527	0
HAMIRPUR	0	0	0	268893	0
UNA	0	0	0	303377	0
BILASPUR	0	0	0	228716	0
SOLAN	1	0	445	293487	0.15
SIRMOUR	0	0	0	286043	0
SHIMLA	0	0	0	398505	0
KINNAUR	0	0	0	41825	0
State Total:	1	0	445	3784658	0.01
Lok Gathbandhan Party					
CHAMBA	0	0	0	261942	0
KANGRA	2	0	874	872023	0.1
LAHAUL & SPITI	0	0	0	16999	0
KULLU	0	0	0	230321	0
MANDI	1	0	101	582527	0.02
HAMIRPUR	1	0	138	268893	0.05
UNA	0	0	0	303377	0
BILASPUR	1	0	292	228716	0.13
SOLAN	0	0	0	293487	0
SIRMOUR	2	0	756	286043	0.26
SHIMLA	0	0	0	398505	0
KINNAUR	0	0	0	41825	0
State Total:	7	0	2161	3784658	0.06

Party Performance

Name of District	Contested	Winner	Party Votes Polled	Total Valid Votes	%age
Nationalist Congress Party					
CHAMBA	0	0	0	261942	0
KANGRA	1	0	408	872023	0.05
LAHAUL & SPITI	0	0	0	16999	0
KULLU	0	0	0	230321	0
MANDI	0	0	0	582527	0
HAMIRPUR	1	0	344	268893	0.13
UNA	0	0	0	303377	0
BILASPUR	0	0	0	228716	0
SOLAN	0	0	0	293487	0
SIRMOUR	0	0	0	286043	0
SHIMLA	0	0	0	398505	0
KINNAUR	0	0	0	41825	0
State Total:	2	0	752	3784658	0.02
Navbharat Ekta Dal					
CHAMBA	0	0	0	261942	0
KANGRA	1	0	236	872023	0.03
LAHAUL & SPITI	0	0	0	16999	0
KULLU	0	0	0	230321	0
MANDI	0	0	0	582527	0
HAMIRPUR	0	0	0	268893	0
UNA	0	0	0	303377	0
BILASPUR	0	0	0	228716	0
SOLAN	0	0	0	293487	0
SIRMOUR	0	0	0	286043	0
SHIMLA	0	0	0	398505	0
KINNAUR	0	0	0	41825	0
State Total:	1	0	236	3784658	0.01
None of the Above					
CHAMBA	5	0	3126	261942	1.19
KANGRA	15	0	8184	872023	0.94
LAHAUL & SPITI	1	0	70	16999	0.41
KULLU	4	0	2357	230321	1.02
MANDI	10	0	5618	582527	0.96
HAMIRPUR	5	0	1780	268893	0.66
UNA	5	0	1941	303377	0.64
BILASPUR	4	0	1813	228716	0.79
SOLAN	5	0	2712	293487	0.92
SIRMOUR	5	0	3073	286043	1.07
SHIMLA	8	0	3309	398505	0.83
KINNAUR	1	0	249	41825	0.6
State Total:	68	0	34232	3784658	0.90

Party Performance

Name of District	Contested	Winner	Party Votes Polled	Total Valid Votes	%age
Rashtriya Azad Manch					
CHAMBA	1	0	487	261942	0.19
KANGRA	0	0	0	872023	0
LAHAUL & SPITI	0	0	0	16999	0
KULLU	1	0	469	230321	0.2
MANDI	2	0	949	582527	0.16
HAMIRPUR	0	0	0	268893	0
UNA	0	0	0	303377	0
BILASPUR	0	0	0	228716	0
SOLAN	0	0	0	293487	0
SIRMOUR	0	0	0	286043	0
SHIMLA	0	0	0	398505	0
KINNAUR	0	0	0	41825	0
State Total:	4	0	1905	3784658	0.05
Rashtravadi Pratap Sena					
CHAMBA	0	0	0	261942	0
KANGRA	0	0	0	872023	0
LAHAUL & SPITI	0	0	0	16999	0
KULLU	0	0	0	230321	0
MANDI	0	0	0	582527	0
HAMIRPUR	0	0	0	268893	0
UNA	0	0	0	303377	0
BILASPUR	0	0	0	228716	0
SOLAN	0	0	0	293487	0
SIRMOUR	0	0	0	286043	0
SHIMLA	0	0	0	398505	0
KINNAUR	1	0	321	41825	0.77
State Total:	1	0	321	3784658	0.01
Samaj Adhikar Kalyan Party					
CHAMBA	0	0	0	261942	0
KANGRA	0	0	0	872023	0
LAHAUL & SPITI	0	0	0	16999	0
KULLU	0	0	0	230321	0
MANDI	0	0	0	582527	0
HAMIRPUR	2	0	334	268893	0.12
UNA	0	0	0	303377	0
BILASPUR	0	0	0	228716	0
SOLAN	0	0	0	293487	0
SIRMOUR	0	0	0	286043	0
SHIMLA	0	0	0	398505	0
KINNAUR	0	0	0	41825	0
State Total:	2	0	334	3784658	0.01

Party Performance

Name of District	Contested	Winner	Party Votes Polled	Total Valid Votes	%age
Samajwadi Party					
CHAMBA	1	0	442	261942	0.17
KANGRA	0	0	0	872023	0
LAHAUL & SPITI	0	0	0	16999	0
KULLU	0	0	0	230321	0
MANDI	0	0	0	582527	0
HAMIRPUR	0	0	0	268893	0
UNA	0	0	0	303377	0
BILASPUR	0	0	0	228716	0
SOLAN	0	0	0	293487	0
SIRMOUR	0	0	0	286043	0
SHIMLA	0	0	0	398505	0
KINNAUR	0	0	0	41825	0
State Total:	1	0	442	3784658	0.01
Swabhiman Party					
CHAMBA	0	0	0	261942	0
KANGRA	1	0	133	872023	0.02
LAHAUL & SPITI	0	0	0	16999	0
KULLU	0	0	0	230321	0
MANDI	0	0	0	582527	0
HAMIRPUR	0	0	0	268893	0
UNA	1	0	365	303377	0.12
BILASPUR	0	0	0	228716	0
SOLAN	1	0	321	293487	0.11
SIRMOUR	1	0	850	286043	0.3
SHIMLA	3	0	756	398505	0.19
KINNAUR	0	0	0	41825	0
State Total:	7	0	2425	3784658	0.06

Constituency-Wise Performance Analysis (Seats Contested and Won by Political Parties)

Party Name	Party Abbreviation	Constituency No. where Candidates were fielded (Seats won are shown by bold + underline + Italic Effect)
------------	--------------------	--

1 National Parties

Bahujan Samaj Party	BSP	1 2 3 4 5 6 7 8 9 10 11 12 13 14 15 16 17 18 19 20 21 22 23 25 26 27 28 29 30 31 32 33 34 35 36 37 38 39 41 42 43 44 45 46 47 48 49 50 51 52 53 54 55 56 57 58 59 60 61 62 63 64 65 66 67 68
Bharatiya Janata Party	BJP	<u>1</u> <u>2</u> <u>3</u> <u>4</u> <u>5</u> <u>6</u> <u>7</u> <u>8</u> <u>9</u> <u>10</u> <u>11</u> <u>12</u> <u>13</u> <u>14</u> <u>15</u> 16 <u>17</u> <u>18</u> 19 <u>20</u> <u>21</u> <u>22</u> 23 <u>24</u> <u>25</u> <u>26</u> <u>27</u> <u>28</u> <u>29</u> <u>30</u> 31 <u>32</u> <u>33</u> <u>34</u> <u>35</u> <u>36</u> 37 <u>38</u> 39 40 <u>41</u> <u>42</u> 43 44 <u>45</u> <u>46</u> <u>47</u> <u>48</u> 49 50 51 <u>52</u> 53 <u>54</u> <u>55</u> <u>56</u> 57 <u>58</u> 59 <u>60</u> 61 62 <u>63</u> 64 <u>65</u> 66 67 68
Communist Party of India	CPI	4,9,54
Communist Party of India (Marxist)	CPM	19 25 31 32 35 37 38 53 56 <u>61</u> 62 63 66 68
Indian National Congress	INC	1 2 3 <u>4</u> 5 6 7 <u>8</u> 9 10 11 12 13 14 15 <u>16</u> 17 18 <u>19</u> 20 21 22 <u>23</u> 23 <u>24</u> <u>25</u> <u>26</u> <u>27</u> <u>28</u> <u>29</u> <u>30</u> 31 <u>32</u> <u>33</u> <u>34</u> <u>35</u> <u>36</u> 37 <u>38</u> 39 40 <u>41</u> <u>42</u> 43 44 <u>45</u> <u>46</u> <u>47</u> <u>48</u> 49 50 51 <u>52</u> 53 <u>54</u> <u>55</u> <u>56</u> <u>57</u> 58 <u>59</u> 60 61 <u>62</u> 63 <u>64</u> 65 <u>66</u> <u>67</u> <u>68</u>
Nationalist Congress Congress	NCP	16 37

2 Registered Political Parties

All India Forward Bloc	AIFB	34 49
All India Manavadhikar Rajnaitik Dal	ALIMRD	13
Bahujan Mukti Party	BMUP	18
Bharitiya Himachal Jan Vikas	BHLJVP	10
Janral Samaj Party	JanSP	50
Lok Gathbandhan Party	LOGAP	8 16 35 39 48 56 58
Navbharat Ekta Dal	NED	9
Rashtravadi Pratap Sena	RSHP	68
Rashtriya Azad Manch	RADM	4 23 26 32
Samaj Adhikar Kalyan Party	SAKAP	36 38
Samajwadi Party	SP	1
Swabhiman Party	SWAP	18 45 54 59 63 64 67

3 Independents

Independent	IND	1 2 3 5 7 8 9 <u>10</u> 11 13 14 15 16 18 19 20 21 22 23 26 30 <u>31</u> 32 33 35 36 38 39 40 42 44 45 46 47 48 49 50 51 52 53 54 55 57 58 60 61 62 63 64 65 66
-------------	-----	---

Details of Contesting Candidates

AC No. and Name	Nominated			Rejected			Withdrawal			Contested		
	Male	Female	Total	Male	Female	Total	Male	Female	Total	Male	Female	Total
CHAMBA												
1-CHURAH(SC)	5	1	6	1	1	2	0	0	0	4	0	4
2-BHARMOUR(ST)	6	0	6	0	0	0	2	0	2	4	0	4
3-CHAMBA	6	1	7	1	1	2	0	0	0	5	0	5
4-DALHOUSIE	4	1	5	1	0	1	0	0	0	3	1	4
5-BHATTIYAT	5	0	5	0	0	0	1	0	1	4	0	4
Total:	26	3	29	3	2	5	3	0	3	20	1	21
KANGRA												
6-NURPUR	3	0	3	0	0	0	0	0	0	3	0	3
7-INDORA(SC)	5	4	9	0	2	2	0	1	1	5	1	6
8-FATEHPUR	10	0	10	0	0	0	2	0	2	8	0	8
9-JAWALI	5	1	6	0	0	0	0	0	0	5	1	6
10-DEHRA	6	1	7	0	0	0	1	0	1	5	1	6
11-JASWAN-PRAGPUR	12	0	12	1	0	1	2	0	2	9	0	9
12-JAWALAMUKHI	4	0	4	0	0	0	0	0	0	4	0	4
13-JAISINGHPUR(SC)	6	0	6	1	0	1	0	0	0	5	0	5
14-SULLAH	7	1	8	1	0	1	0	0	0	6	1	7
15-NAGROTA	6	2	8	1	1	2	2	0	2	3	1	4
16-KANGRA	7	0	7	0	0	0	1	0	1	6	0	6
17-SHAHPUR	6	1	7	1	0	1	0	0	0	5	1	6
18-DHARAMSHALA	13	2	15	1	1	2	1	0	1	11	1	12
19-PALAMPUR	10	1	11	3	0	3	0	0	0	7	1	8
20-BAIJNATH(SC)	4	0	4	0	0	0	0	0	0	4	0	4
Total:	104	13	117	9	4	13	9	1	10	86	8	94
LAHAUL & SPITI												
21-LAHAUL & SPITI(ST)	5	0	5	1	0	1	0	0	0	4	0	4
Total:	5	0	5	1	0	1	0	0	0	4	0	4
KULLU												
22-MANALI	9	0	9	0	0	0	5	0	5	4	0	4
23-KULLU	4	1	5	1	0	1	0	0	0	3	1	4
24-BANJAR	3	0	3	0	0	0	0	0	0	3	0	3
25-ANNI(SC)	6	0	6	2	0	2	1	0	1	3	0	3
Total:	22	1	23	3	0	3	6	0	6	13	1	14

Details of Contesting Candidates

AC No. and Name	Nominated			Rejected			Withdrawal			Contested		
	Male	Female	Total	Male	Female	Total	Male	Female	Total	Male	Female	Total
MANDI												
26-KARSOG(SC)	8	2	10	0	0	0	0	1	1	8	1	9
27-SUNDERNAGAR	4	1	5	0	1	1	1	0	1	3	0	3
28-NACHAN(SC)	6	0	6	1	0	1	2	0	2	3	0	3
29-SERAJ	5	0	5	0	0	0	0	0	0	5	0	5
30-DARANG	6	0	6	0	0	0	0	0	0	6	0	6
31-JOGINDERNAGAR	6	0	6	1	0	1	0	0	0	5	0	5
32-DHARAMPUR	7	0	7	0	0	0	0	0	0	7	0	7
33-MANDI	5	2	7	0	0	0	0	0	0	5	2	7
34-BALH(SC)	6	0	6	2	0	2	0	0	0	4	0	4
35-SARKAGHAT	9	1	10	0	0	0	1	0	1	8	1	9
Total:	62	6	68	4	1	5	4	1	5	54	4	58
HAMIRPUR												
36-BHORANJ(SC)	5	1	6	0	0	0	1	0	1	4	1	5
37-SUJANPUR	7	0	7	2	0	2	0	0	0	5	0	5
38-HAMIRPUR	10	0	10	1	0	1	2	0	2	7	0	7
39-BARSAR	6	1	7	2	0	2	0	0	0	4	1	5
40-NADAUN	7	1	8	0	1	1	1	0	1	6	0	6
Total:	35	3	38	5	1	6	4	0	4	26	2	28
UNA												
41-CHINTPURNI (SC)	10	0	10	6	0	6	1	0	1	3	0	3
42-GAGRET	6	1	7	2	1	3	0	0	0	4	0	4
43-HAROLI	6	0	6	2	0	2	0	0	0	4	0	4
44-UNA	6	1	7	1	1	2	0	0	0	5	0	5
45-KUTLEHAR	8	0	8	1	0	1	1	0	1	6	0	6
Total:	36	2	38	12	2	14	2	0	2	22	0	22
BILASPUR												
46-JHANDUTA(SC)	3	0	3	0	0	0	1	0	1	2	0	2
47-GHUMARWIN	4	0	4	1	0	1	0	0	0	3	0	3
48-BILASPUR	5	0	5	0	0	0	1	0	1	4	0	4
49-SRI NAINA DEVIJI	5	0	5	0	0	0	0	0	0	5	0	5
Total:	17	0	17	1	0	1	2	0	2	14	0	14
SOLAN												
50-ARKI	5	0	5	1	0	1	0	0	0	4	0	4
51-NALAGARH	7	0	7	1	0	1	1	0	1	5	0	5
52-DOON	3	2	5	0	2	2	0	0	0	3	0	3
53-SOLAN(SC)	6	0	6	2	0	2	0	0	0	4	0	4
54-KASAULI (SC)	6	0	6	1	0	1	0	0	0	5	0	5
Total:	27	2	29	5	2	7	1	0	1	21	0	21

Details of Contesting Candidates

AC No. and Name	Nominated			Rejected			Withdrawal			Contested		
	Male	Female	Total	Male	Female	Total	Male	Female	Total	Male	Female	Total
SIRMOUR												
55-PACHHAD(SC)	4	0	4	0	0	0	1	0	1	3	0	3
56-NAHAN	6	0	6	1	0	1	0	0	0	5	0	5
57-SRI RENUKAJI (SC)	4	0	4	1	0	1	0	0	0	3	0	3
58-PAONTA SAHIB	6	1	7	3	0	3	0	0	0	3	1	4
59-SHILLAI	5	0	5	0	0	0	1	0	1	4	0	4
Total:	25	1	26	5	0	5	2	0	2	18	1	19
SHIMLA												
60-CHOPAL	6	0	6	0	0	0	2	0	2	4	0	4
61-THEOG	6	1	7	1	1	2	0	0	0	5	0	5
62-KASUMPTI	7	1	8	0	0	0	1	0	1	6	1	7
63-SHIMLA	6	0	6	0	0	0	0	0	0	6	0	6
64-SHIMLA RURAL	6	0	6	0	0	0	2	0	2	4	0	4
65-JUBBAL-KOTKHAI	5	0	5	1	0	1	1	0	1	3	0	3
66-RAMPUR(SC)	6	0	6	0	0	0	1	0	1	5	0	5
67-ROHRU(SC)	3	1	4	0	0	0	0	0	0	3	1	4
Total:	45	3	48	2	1	3	7	0	7	36	2	38
KINNAUR												
68-KINNAUR(ST)	5	0	5	0	0	0	0	0	0	5	0	5
Total:	5	0	5	0	0	0	0	0	0	5	0	5
Grand Total:	409	34	443	50	13	63	40	2	42	319	19	338

Assembly Constituency Wise List of Winner and Runner up Candidates

No. and Name of the Assembly Constituency	Winner	Party	Votes	Runner-up	Party	Votes	Margin
1-CHURAH(SC)	HANS RAJ	BJP	28293	SURENDER BHARDWAJ	INC	23349	4944
2-BHARMOUR(ST)	JIA LAL	BJP	25744	THAKUR SINGH BHARMOURI	INC	18395	7349
3-CHAMBA	PAWAN NAYYAR	BJP	26763	NEERAJ NAYAR	INC	24884	1879
4-DALHOUSIE	ASHA KUMARI	INC	24224	D. S. THAKUR	BJP	23668	556
5-BHATTIYAT	BIKRAM SINGH JARYAL	BJP	29119	KULDEEP SINGH PATHANIA	INC	22234	6885
6-NURPUR	RAKESH PATHANIA	BJP	34871	AJAY MAHAJAN	INC	28229	6642
7-INDORA(SC)	REETA DEVI	BJP	29213	KAMAL KISHORE	INC	28118	1095
8-FATEHPUR	SUJAN SINGH PATHANIA	INC	18962	KRIPAL SINGH PARMAR	BJP	17678	1284
9-JAWALI	ARJUN SINGH	BJP	36999	CHANDER KUMAR	INC	28786	8213
10-DEHRA	HOSHYAR SINGH	IND	24206	RAVINDER SINGH RAVI	BJP	20292	3914
11-JASWAN-PRAGPUR	BIKRAM SINGH	BJP	23583	SURINDER SINGH MANKOTIA	INC	21721	1862
12-JAWALAMUKHI	RAMESH CHAND DHAWALA	BJP	27914	SANJAY RATTAN	INC	21450	6464
13-JAISINGHPUR(SC)	RAVINDER KUMAR	BJP	29357	YADVINDER GOMA	INC	18647	10710
14-SULLAH	VIPIN SINGH PARMAR	BJP	38173	JAGJIWAN PAUL	INC	27882	10291
15-NAGROTA	ARUN KUMAR	BJP	32039	G S BALI	INC	31039	1000
16-KANGRA	PAWAN KUMAR KAJAL	INC	25549	SANJAY CHAUDHARY	BJP	19341	6208
17-SHAHPUR	SARVEEN CHOUDHARY	BJP	23104	MAJOR (RET.) VIJAI SINGH MANKOTIA	IND	16957	6147
18-DHARAMSHALA	KISHAN KAPOOR	BJP	26050	SUDHIR SHARMA	INC	23053	2997
19-PALAMPUR	ASHISH BUTAIL	INC	24252	INDU GOSWAMI	BJP	19928	4324
20-BAIJNATH(SC)	MULKH RAJ	BJP	32102	KISHORI LAL	INC	19433	12669
21-LAHAUL & SPITI(ST)	DR. RAM LAL MARKANDA	BJP	7756	RAVI THAKUR	INC	6278	1478
22-MANALI	GOVIND SINGH THAKUR	BJP	27173	HARI CHAND SHARMA	INC	24168	3005
23-KULLU	SUNDER SINGH THAKUR	INC	31423	MAHESHWAR SINGH	BJP	29885	1538
24-BANJAR	SURENDER SHOURIE	BJP	28007	ADITYA VIKRAM SINGH	INC	24767	3240
25-ANNI(SC)	KISHORI LAL	BJP	30559	PARAS RAM	INC	24576	5983
26-KARSOG(SC)	HIRA LAL	BJP	22102	MANSA RAM	INC	17272	4830
27-SUNDERNAGAR	RAKESH KUMAR	BJP	32545	SOHAN LAL	INC	23282	9263
28-NACHAN(SC)	VINOD KUMAR	BJP	38154	LAL SINGH KAUSHAL	INC	22258	15896
29-SERAJ	JAI RAM THAKUR	BJP	35519	CHET RAM	INC	24265	11254

Assembly Constituency Wise List of Winner and Runner up Candidates

No. and Name of the Assembly Constituency	Winner	Party	Votes	Runner-up	Party	Votes	Margin
30-DARANG	JAWAHAR THAKUR	BJP	31392	KAUL SINGH	INC	24851	6541
31-JOGINDERNAGAR	PRAKASH RANA	IND	31214	GULAB SINGH THAKUR	BJP	24579	6635
32-DHARAMPUR	MAHENDER SINGH	BJP	27931	CHANDERSHEKHAR	INC	15967	11964
33-MANDI	ANIL SHARMA	BJP	31282	CHAMPA THAKUR	INC	21025	10257
34-BALH(SC)	INDER SINGH	BJP	34704	PRAKASH CHAUDHARY	INC	21893	12811
35-SARKAGHAT	INDER SINGH	BJP	30705	PAWAN KUMAR	INC	21403	9302
36-BHORANJ(SC)	KAMLESH KUMARI	BJP	27961	SURESH KUMAR	INC	21069	6892
37-SUJANPUR	RAJINDER RANA	INC	25288	PREM KUMAR DHUMAL	BJP	23369	1919
38-HAMIRPUR	NARINDER THAKUR	BJP	25854	KULDEEP SINGH PATHANIA	INC	18623	7231
39-BARSAR	INDER DUTT LAKHANPAL	INC	25679	BALDEV SHARMA	BJP	25240	439
40-NADAUN	SUKHVINDER SINGH SUKHU	INC	30980	VIJAY AGNIHOTRI	BJP	28631	2349
41-CHINTPURNI(SC)	BALBIR SINGH	BJP	32488	KULDIP KUMAR	INC	23909	8579
42-GAGRET	RAJESH THAKUR	BJP	33977	RAKESH KALIA	INC	24657	9320
43-HAROLI	MUKESH AGNIHOTRI	INC	35095	RAM KUMAR	BJP	27718	7377
44-UNA	SATPAL SINGH RAIZADA	INC	31360	SATPAL SINGH SATTI	BJP	28164	3196
45-KUTLEHAR	VIRENDER KANWAR	BJP	31101	VIVEK SHARMA	INC	25495	5606
46-JHANDUTA(SC)	JEET RAM KATWAL	BJP	29030	BEERU RAM KISHORE	INC	24068	4962
47-GHUMARWIN	RAJINDER GARG	BJP	34846	RAJESH DHARMANI	INC	24411	10435
48-BILASPUR	SUBHASH THAKUR	BJP	31547	BUMBER THAKUR	INC	24685	6862
49-SRI NAINA DEVIJI	RAM LAL THAKUR	INC	28119	RANDHIR SHARMA	BJP	27077	1042
50-ARKI	VIRBHADRA SINGH	INC	34499	RATTAN SINGH PAL	BJP	28448	6051
51-NALAGARH	LAKHVINDER SINGH RANA	INC	25872	K. L. THAKUR	BJP	24630	1242
52-DOON	PARAMJEET SINGH	BJP	29701	RAM KUMAR	INC	25382	4319
53-SOLAN(SC)	DR. (COL.) DHANI RAM SHANDIL	INC	26200	RAJESH KASHYAP	BJP	25529	671
54-KASAULI(SC)	RAJIV SAIZAL	BJP	23656	VINOD SULTANPURI	INC	23214	442
55-PACHHAD(SC)	SURESH KUMAR KASHYAP	BJP	30243	GANGU RAM MUSAFIR	INC	23816	6427
56-NAHAN	DR. RAJEEV BINDAL	BJP	31563	AJAY SOLANKEY	INC	27573	3990
57-SRI RENUKAJI(SC)	VINAY KUMAR	INC	22028	BALBIR SINGH	BJP	16868	5160
58-PAONTA SAHIB	SUKH RAM	BJP	36011	KIRNESH JUNG	INC	23392	12619

Assembly Constituency Wise List of Winner and Runner up Candidates

No. and Name of the Assembly Constituency	Winner	Party	Votes	Runner-up	Party	Votes	Margin
59-SHILLAI	HARSHWARDHAN CHAUHAN	INC	29171	BALDEV SINGH	BJP	25046	4125
60-CHOPAL	BALBIR SINGH VERMA	BJP	29537	DR.SUBHASH CHAND MANGALATE	INC	24950	4587
61-THEOG	RAKESH SINGHA	CPI(M)	24791	RAKESH VERMA	BJP	22808	1983
62-KASUMPTI	ANIRUDH SINGH	INC	22061	VIJAY JYOTI	BJP	12664	9397
63-SHIMLA	SURESH BHARDWAJ	BJP	14012	HARISH JANARTHA	IND	12109	1903
64-SHIMLA RURAL	VIKRAMADITYA SINGH	INC	28275	DR. PRAMOD SHARMA	BJP	23395	4880
65-JUBBAL-KOTKHAI	NARINDER BRAGTA	BJP	27466	ROHIT THAKUR	INC	26404	1062
66-RAMPUR(SC)	NAND LAL	INC	25730	PREM SINGH DARAİK	BJP	21693	4037
67-ROHRU(SC)	MOHAN LAL BRAKTA	INC	29134	SHASHI BALA	BJP	19726	9408
68-KINNAUR(ST)	JAGAT SINGH NEGI	INC	20029	TEJWANT SINGH NEGI	BJP	19909	120

Performance of Women Candidates

Sl. No.	Assembly Constituency	Name of Candidate	Party	Votes	Status
1	4-DALHOUSIE	ASHA KUMARI	INC	24224	WINNER
2	7-INDORA(SC)	REETA DEVI	BJP	29213	WINNER
3	9-JAWALI	MANJANA DEVI	BSP	266	LOST
4	10-DEHRA	VIPOVE THAKUR	INC	8289	LOST
5	14-SULLAH	KUMARI VANDNA	IND	166	LOST
6	15-NAGROTA	PINKI DEVI	BSP	344	LOST
7	17-SHAHPUR	SARVEEN CHOUDHARY	BJP	23104	WINNER
8	18-DHARAMSHALA	NISHA KATOCH	SWAP	133	LOST
9	19-PALAMPUR	INDU GOSWAMI	BJP	19928	RUNNER-UP
10	23-KULLU	RENUKA DOGRA	RADM	469	LOST
11	26-KARSOG(SC)	ANITA ALIAS NITU	IND	362	LOST
12	33-MANDI	CHAMPA THAKUR	INC	21025	RUNNER-UP
13	33-MANDI	ROSHANI SHARMA	IND	73	LOST
14	35-SARKAGHAT	PARO DEVI	LOGAP	101	LOST
15	36-BHORANJ(SC)	KAMLESH KUMARI	BJP	27961	WINNER
16	39-BARSAR	SAROTI DEVI	BSP	281	LOST
17	58-PAONTA SAHIB	MEENA KUMARI	LOGAP	484	LOST
18	62-KASUMPTI	VIJAY JYOTI	BJP	12664	RUNNER-UP
19	67-ROHRU(SC)	SHASHI BALA	BJP	19726	RUNNER-UP

Details of Winning Candidates

Assembly Constituency No. and Name	Name of Candidate	Sex	Party
1-CHURAH(SC)	HANS RAJ	M	BJP
2-BHARMOUR(ST)	JIA LAL	M	BJP
3-CHAMBA	PAWAN NAYYAR	M	BJP
4-DALHOUSIE	ASHA KUMARI	F	INC
5-BHATTIYAT	BIKRAM SINGH JARYAL	M	BJP
6-NURPUR	RAKESH PATHANIA	M	BJP
7-INDORA(SC)	REETA DEVI	F	BJP
8-FATEHPUR	SUJAN SINGH PATHANIA	M	INC
9-JAWALI	ARJUN SINGH	M	BJP
10-DEHRA	HOSHYAR SINGH	M	IND
11-JASWAN-PRAGPUR	BIKRAM SINGH	M	BJP
12-JAWALAMUKHI	RAMESH CHAND DHAWALA	M	BJP
13-JAISINGHPUR(SC)	RAVINDER KUMAR	M	BJP
14-SULLAH	VIPIN SINGH PARMAR	M	BJP
15-NAGROTA	ARUN KUMAR	M	BJP
16-KANGRA	PAWAN KUMAR KAJAL	M	INC
17-SHAHPUR	SARVEEN CHOUDHARY	F	BJP
18-DHARAMSHALA	KISHAN KAPOOR	M	BJP
19-PALAMPUR	ASHISH BUTAIL	M	INC
20-BAIJNATH(SC)	MULKH RAJ	M	BJP
21-LAHAUL & SPITI(ST)	DR. RAM LAL MARKANDA	M	BJP
22-MANALI	GOVIND SINGH THAKUR	M	BJP
23-KULLU	SUNDER SINGH THAKUR	M	INC
24-BANJAR	SURENDER SHOURIE	M	BJP
25-ANNI(SC)	KISHORI LAL	M	BJP
26-KARSOG(SC)	HIRA LAL	M	BJP
27-SUNDERNAGAR	RAKESH KUMAR	M	BJP

Details of Winning Candidates

Assembly Constituency No. and Name	Name of Candidate	Sex	Party
28-NACHAN(SC)	VINOD KUMAR	M	BJP
29-SERAJ	JAI RAM THAKUR	M	BJP
30-DARANG	JAWAHAR THAKUR	M	BJP
31-JOGINDERNAGAR	PRAKASH RANA	M	IND
32-DHARAMPUR	MAHENDER SINGH	M	BJP
33-MANDI	ANIL SHARMA	M	BJP
34-BALH(SC)	INDER SINGH	M	BJP
35-SARKAGHAT	INDER SINGH	M	BJP
36-BHORANJ(SC)	KAMLESH KUMARI	F	BJP
37-SUJANPUR	RAJINDER RANA	M	INC
38-HAMIRPUR	NARINDER THAKUR	M	BJP
39-BARSAR	INDER DUTT LAKHANPAL	M	INC
40-NADAUN	SUKHVINDER SINGH SUKHU	M	INC
41-CHINTPURNI(SC)	BALBIR SINGH	M	BJP
42-GAGRET	RAJESH THAKUR	M	BJP
43-HAROLI	MUKESH AGNIHOTRI	M	INC
44-UNA	SATPAL SINGH RAIZADA	M	INC
45-KUTLEHAR	VIRENDER KANWAR	M	BJP
46-JHANDUTA(SC)	JEET RAM KATWAL	M	BJP
47-GHUMARWIN	RAJINDER GARG	M	BJP
48-BILASPUR	SUBHASH THAKUR	M	BJP
49-SRI NAINA DEVIJI	RAM LAL THAKUR	M	INC
50-ARKI	VIRBHADRA SINGH	M	INC
51-NALAGARH	LAKHVINDER SINGH RANA	M	INC
52-DOON	PARAMJEET SINGH	M	BJP
53-SOLAN(SC)	DR. (COL.) DHANI RAM SHANDIL	M	INC
54-KASAULI(SC)	RAJIV SAIZAL	M	BJP

Details of Winning Candidates

Assembly Constituency No. and Name	Name of Candidate	Sex	Party
55-PACHHAD(SC)	SURESH KUMAR KASHYAP	M	BJP
56-NAHAN	DR. RAJEEV BINDAL	M	BJP
57-SRI RENUKAJI(SC)	VINAY KUMAR	M	INC
58-PAONTA SAHIB	SUKH RAM	M	BJP
59-SHILLAI	HARSHWARDHAN CHAUHAN	M	INC
60-CHOPAL	BALBIR SINGH VERMA	M	BJP
61-THEOG	RAKESH SINGHA	M	CPI(M)
62-KASUMPTI	ANIRUDH SINGH	M	INC
63-SHIMLA	SURESH BHARDWAJ	M	BJP
64-SHIMLA RURAL	VIKRAMADITYA SINGH	M	INC
65-JUBBAL-KOTKHAI	NARINDER BRAGTA	M	BJP
66-RAMPUR(SC)	NAND LAL	M	INC
67-ROHRU(SC)	MOHAN LAL BRAKTA	M	INC
68-KINNAUR(ST)	JAGAT SINGH NEGI	M	INC

Assembly Constituency Wise Result at a Glance

Candidate Sl. No.	Candidate's Name	Sex	Party Abbreviation	Status
1-CHURAH(SC)				
1	HANS RAJ	M	BJP	Winner
2	SURENDER BHARDWAJ	M	INC	Runner-up
3	NAND KUMAR	M	SP	Lost
4	DES RAJ	M	IND	Lost
2-BHARMOUR(ST)				
1	JIA LAL	M	BJP	Winner
2	THAKUR SINGH BHARMOURI	M	INC	Runner-up
3	LALIT THAKUR	M	IND	Lost
4	JANAM SINGH	M	IND	Lost
3-CHAMBA				
1	PAWAN NAYYAR	M	BJP	WINNER
2	NEERAJ NAYAR	M	INC	RUNNER-UP
3	DR. D. K. SONI	M	IND	LOST
4	BAL KRISHAN CHAUHAN	M	IND	LOST
5	PARAS RAM BHARDWAJ	M	BSP	LOST
4-DALHOUSIE				
1	ASHA KUMARI	F	INC	WINNER
2	D. S. THAKUR	M	BJP	RUNNER-UP
3	DHIAN SINGH	M	CPI	LOST
4	VIRENDER SHARMA	M	RADM	LOST
5-BHATTIYAT				
1	BIKRAM SINGH JARYAL	M	BJP	WINNER
2	KULDEEP SINGH PATHANIA	M	INC	RUNNER-UP
3	RAHUL RANPATIA	M	IND	LOST
4	NAGESH KUMAR	M	IND	LOST
6-NURPUR				
1	RAKESH PATHANIA	M	BJP	WINNER
2	AJAY MAHAJAN	M	INC	RUNNER-UP
3	HARNAM SINGH	M	BSP	LOST
7-INDORA(SC)				
1	REETA DEVI	F	BJP	WINNER
2	KAMAL KISHORE	M	INC	RUNNER-UP
3	SUSHIL KUMAR	M	BSP	LOST
4	LAXMAN DASS	M	IND	LOST
5	BALWANT SINGH	M	IND	LOST
6	TILAK RAJ	M	IND	LOST

Assembly Constituency Wise Result at a Glance

Candidate Sl. No.	Candidate's Name	Sex	Party Abbreviation	Status
-------------------	------------------	-----	--------------------	--------

8-FATEHPUR

1	SUJAN SINGH PATHANIA	M	INC	WINNER
2	KRIPAL SINGH PARMAR	M	BJP	RUNNER-UP
3	BALDEV THAKUR	M	IND	LOST
4	DR. RAJAN SUSHANT	M	IND	LOST
5	OM PARKASH	M	BSP	LOST
6	BIDHI CHAND SHARMA	M	IND	LOST
7	RASAL SINGH	M	LOGAP	LOST
8	DR. ASHOK KUMAR SOMAL	M	IND	LOST

9-JAWALI

1	ARJUN SINGH	M	BJP	WINNER
2	CHANDER KUMAR	M	INC	RUNNER-UP
3	RAKESH KUMAR	M	IND	LOST
4	RUSTAM SINGH	M	CPI	LOST
5	MANJANA DEVI	F	BSP	LOST
6	HARBANS LAL DHIMAN	M	NED	LOST

10-DEHRA

1	HOSHYAR SINGH	M	IND	WINNER
2	RAVINDER SINGH RAVI	M	BJP	RUNNER-UP
3	VIPOVE THAKUR	F	INC	LOST
4	MANOHAR LAL SHARMA	M	BHLJVP	LOST
5	SUDESH CHOUDHARY	M	IND	LOST
6	VIPAN KUMAR	M	BSP	LOST

11-JASWAN-PRAGPUR

1	BIKRAM SINGH	M	BJP	WINNER
2	SURINDER SINGH MANKOTIA	M	INC	RUNNER-UP
3	HANS RAJ	M	IND	LOST
4	GAGAN DEEP PRASHAR	M	IND	LOST
5	MUJESH KUMAR	M	IND	LOST
6	HOSHIAR SINGH	M	BSP	LOST
7	ANUP KUMAR	M	IND	LOST
8	AMIT KUMAR	M	IND	LOST
9	OM PRAKASH	M	IND	LOST

12-JAWALAMUKHI

1	RAMESH CHAND DHAWALA	M	BJP	WINNER
2	SANJAY RATTAN	M	INC	RUNNER-UP
3	VIJENDER KUMAR (CHHUNKU)	M	IND	LOST
4	PRATAP SINGH	M	IND	LOST

Assembly Constituency Wise Result at a Glance

Candidate Sl. No.	Candidate's Name	Sex	Party Abbreviation	Status
-------------------	------------------	-----	--------------------	--------

13-JAISINGHPUR(SC)

1	RAVINDER KUMAR	M	BJP	WINNER
2	YADVINDER GOMA	M	INC	RUNNER-UP
3	KEHAR SINGH	M	BSP	LOST
4	MURLIDHAR	M	ALIMRD	LOST
5	MOHINDER KUMAR	M	IND	LOST

14-SULLAH

1	VIPIN SINGH PARMAR	M	BJP	WINNER
2	JAGJIWAN PAUL	M	INC	RUNNER-UP
3	VISHAL SINGH	M	IND	LOST
4	LEKH RAJ	M	IND	LOST
5	BIKRAM SINGH RANA	M	IND	LOST
6	MOHINDER SINGH	M	BSP	LOST
7	KUMARI VANDNA	F	IND	LOST

15-NAGROTA

1	ARUN KUMAR	M	BJP	WINNER
2	G S BALI	M	INC	RUNNER-UP
3	NAVNEET	M	IND	LOST
4	PINKI DEVI	F	BSP	LOST

16-KANGRA

1	PAWAN KUMAR KAJAL	M	INC	WINNER
2	SANJAY CHAUDHARY	M	BJP	RUNNER-UP
3	DR. RAJESH SHARMA	M	IND	LOST
4	COL.(RET.) KULDIP SINGH	M	LOGAP	LOST
5	RAVI CHAND	M	NCP	LOST
6	VIJAY KUMAR	M	BSP	LOST

17-SHAHPUR

1	SARVEEN CHOUDHARY	F	BJP	WINNER
2	MAJOR (RET.) VIJAI SINGH MANKOTIA	M	IND	RUNNER-UP
3	KEWAL SINGH PATHANIA	M	INC	LOST
4	RAMESH KUMAR	M	IND	LOST
5	DESH RAJ CHAUDHARY	M	IND	LOST
6	BANARSI DASS DOGRA	M	BSP	LOST

Assembly Constituency Wise Result at a Glance

Candidate Sl. No.	Candidate's Name	Sex	Party Abbreviation	Status
-------------------	------------------	-----	--------------------	--------

18-DHARAMSHALA

1	KISHAN KAPOOR	M	BJP	WINNER
2	SUDHIR SHARMA	M	INC	RUNNER-UP
3	RAVINDER RANA	M	IND	LOST
4	PANKAJ KUMAR (PANKU)	M	IND	LOST
5	KAMAL KUMAR	M	IND	LOST
6	PAWAN CHOUDHARY	M	BSP	LOST
7	ASHWANI KAJAL	M	BMUP	LOST
8	DIGVIJAY PURI	M	IND	LOST
9	VIKAS CHAUDHARY	M	IND	LOST
10	ANUP DHIMAN	M	IND	LOST
11	NISHA KATOCH	F	SWAP	LOST
12	SUBHASH CHAND SHUKLA	M	IND	LOST

19-PALAMPUR

1	ASHISH BUTAIL	M	INC	WINNER
2	INDU GOSWAMI	F	BJP	RUNNER-UP
3	PARVEEN KUMAR	M	IND	LOST
4	BAINI PARSHAD	M	IND	LOST
5	LEKH RAJ	M	CPI(M)	LOST
6	SURESH KUMAR	M	IND	LOST
7	BAL MUKUND	M	BSP	LOST
8	KAPOOR CHAND CHOUDHARY	M	IND	LOST

20-BAIJNATH(SC)

1	MULKH RAJ	M	BJP	WINNER
2	KISHORI LAL	M	INC	RUNNER-UP
3	RAMESH CHAND	M	BSP	LOST
4	BIR SINGH	M	IND	LOST

21-LAHAUL & SPITI(ST)

1	DR. RAM LAL MARKANDA	M	BJP	WINNER
2	RAVI THAKUR	M	INC	RUNNER-UP
3	RAJINDER KARPA	M	IND	LOST
4	SUDARSHAN JASPA	M	IND	LOST

22-MANALI

1	GOVIND SINGH THAKUR	M	BJP	WINNER
2	HARI CHAND SHARMA	M	INC	RUNNER-UP
3	GAJENDER THAKUR	M	IND	LOST
4	JIT RAM	M	BSP	LOST

23-KULLU

1	SUNDER SINGH THAKUR	M	INC	WINNER
2	MAHESHWAR SINGH	M	BJP	RUNNER-UP
3	RENUKA DOGRA	F	RADM	LOST
4	KAMAL KANT SHARMA	M	IND	LOST

Assembly Constituency Wise Result at a Glance

Candidate Sl. No.	Candidate's Name	Sex	Party Abbreviation	Status
-------------------	------------------	-----	--------------------	--------

24-BANJAR

1	SURENDER SHOURIE	M	BJP	WINNER
2	ADITYA VIKRAM SINGH	M	INC	RUNNER-UP
3	JHABE RAM KAUSHAL	M	BSP	LOST

25-ANNI(SC)

1	KISHORI LAL	M	BJP	WINNER
2	PARAS RAM	M	INC	RUNNER-UP
3	LOKENDER KUMAR	M	CPI(M)	LOST

26-KARSOG(SC)

1	HIRA LAL	M	BJP	WINNER
2	MANSA RAM	M	INC	RUNNER-UP
3	MAST RAM	M	IND	LOST
4	BHAGAT RAM	M	IND	LOST
5	PAWAN KUMAR	M	IND	LOST
6	BHAGWANT SINGH	M	IND	LOST
7	MEHAR SINGH KHUKHALIYA	M	RADM	LOST
8	ANITA ALIAS NITU	F	IND	LOST
9	CHAMAN LAL	M	BSP	LOST

27-SUNDERNAGAR

1	RAKESH KUMAR	M	BJP	WINNER
2	SOHAN LAL	M	INC	RUNNER-UP
3	DHARAM SINGH	M	BSP	LOST

28-NACHAN(SC)

1	VINOD KUMAR	M	BJP	WINNER
2	LAL SINGH KAUSHAL	M	INC	RUNNER-UP
3	SATYA PRAKASH	M	IND	LOST

29-SERAJ

1	JAI RAM THAKUR	M	BJP	WINNER
2	CHET RAM	M	INC	RUNNER-UP
3	DILE RAM	M	IND	LOST
4	NARENDER KUMAR	M	IND	LOST
5	SUNDER LAL	M	BSP	LOST

30-DARANG

1	JAWAHAR THAKUR	M	BJP	WINNER
2	KAUL SINGH	M	INC	RUNNER-UP
3	PURAN CHAND	M	IND	LOST
4	RAMESH KUMAR	M	BSP	LOST
5	SURAJ MANI	M	IND	LOST
6	CHURAMANI THAKUR	M	IND	LOST

Assembly Constituency Wise Result at a Glance

Candidate Sl. No.	Candidate's Name	Sex	Party Abbreviation	Status
-------------------	------------------	-----	--------------------	--------

31-JOGINDERNAGAR

1	PRAKASH RANA	M	IND	WINNER
2	GULAB SINGH THAKUR	M	BJP	RUNNER-UP
3	JIWAN LAL THAKUR	M	INC	LOST
4	KUSHAL BHARDWAJ	M	CPI(M)	LOST
5	HET SINGH VERMA	M	BSP	LOST

32-DHARAMPUR

1	MAHENDER SINGH	M	BJP	WINNER
2	CHANDERSHEKHAR	M	INC	RUNNER-UP
3	BHUPENDER SINGH	M	CPI(M)	LOST
4	RAMESH KUMAR GULERIA	M	RADM	LOST
5	DR. PRAKASH CHAND BHARDWAJ	M	IND	LOST
6	DIGVIJAY SINGH	M	IND	LOST
7	SAJURAM SAKLANI	M	IND	LOST

33-MANDI

1	ANIL SHARMA	M	BJP	WINNER
2	CHAMPA THAKUR	F	INC	RUNNER-UP
3	NARENDER KUMAR	M	BSP	LOST
4	LAWAN KUMAR	M	IND	LOST
5	DESH RAJ	M	IND	LOST
6	ROSHANI SHARMA	F	IND	LOST
7	DUNI CHAND	M	IND	LOST

34-BALH(SC)

1	INDER SINGH	M	BJP	WINNER
2	PRAKASH CHAUDHARY	M	INC	RUNNER-UP
3	PREM KUMAR HAWAL	M	BSP	LOST
4	RAJENDER PAUL KASHAV	M	AIFB	LOST

35-SARKAGHAT

1	INDER SINGH	M	BJP	WINNER
2	PAWAN KUMAR	M	INC	RUNNER-UP
3	MUNISH SHARMA	M	CPI(M)	LOST
4	RAJ KUMAR	M	BSP	LOST
5	HEM RAJ	M	IND	LOST
6	MOTI RAM	M	IND	LOST
7	JAGDISH CHAND	M	IND	LOST
8	SANJIV KUMAR	M	IND	LOST
9	PARO DEVI	F	LOGAP	LOST

36-BHORANJ(SC)

1	KAMLESH KUMARI	F	BJP	WINNER
2	SURESH KUMAR	M	INC	RUNNER-UP
3	PRAVEEN KAUSHAL	M	BSP	LOST
4	DHANI RAM	M	IND	LOST
5	MADAN LAL	M	SAKAP	LOST

Assembly Constituency Wise Result at a Glance

Candidate Sl. No.	Candidate's Name	Sex	Party Abbreviation	Status
-------------------	------------------	-----	--------------------	--------

37-SUJANPUR

1	RAJINDER RANA	M	INC	WINNER
2	PREM KUMAR DHUMAL	M	BJP	RUNNER-UP
3	JOGINDER KUMAR THAKUR	M	CPI(M)	LOST
4	RAVINDER SINGH DOGRA	M	NCP	LOST
5	PARVEEN THAKUR	M	BSP	LOST

38-HAMIRPUR

1	NARINDER THAKUR	M	BJP	WINNER
2	KULDEEP SINGH PATHANIA	M	INC	RUNNER-UP
3	ANIL MANKOTIA	M	CPI(M)	LOST
4	KAMAL PATHANIA	M	IND	LOST
5	LAL SINGH MASTANA	M	BSP	LOST
6	ASHISH KUMAR	M	IND	LOST
7	RAJ KUMAR	M	SAKAP	LOST

39-BARSAR

1	INDER DUTT LAKHANPAL	M	INC	WINNER
2	BALDEV SHARMA	M	BJP	RUNNER-UP
3	SITA RAM BHARDWAJ	M	IND	LOST
4	SAROTI DEVI	F	BSP	LOST
5	VINOD THAKUR	M	LOGAP	LOST

40-NADAUN

1	SUKHVINDER SINGH SUKHU	M	INC	WINNER
2	VIJAY AGNIHOTRI	M	BJP	RUNNER-UP
3	LEKH RAJ LEKHA	M	IND	LOST
4	PRITHI CHAND SHARMA	M	IND	LOST
5	RAVI PARKASH	M	BSP	LOST
6	RANJEET SINGH JEETU	M	IND	LOST

41-CHINTPURNI(SC)

1	BALBIR SINGH	M	BJP	WINNER
2	KULDIP KUMAR	M	INC	RUNNER-UP
3	RANJIT SINGH	M	BSP	LOST

42-GAGRET

1	RAJESH THAKUR	M	BJP	WINNER
2	RAKESH KALIA	M	INC	RUNNER-UP
3	SUBHASH SHARMA	M	IND	LOST
4	LEKH RAJ KATNORIA	M	BSP	LOST

43-HAROLI

1	MUKESH AGNIHOTRI	M	INC	WINNER
2	RAM KUMAR	M	BJP	RUNNER-UP
3	RAVINDER MANN	M	IND	LOST
4	VIRENDER KUMAR	M	BSP	LOST

Assembly Constituency Wise Result at a Glance

Candidate Sl. No.	Candidate's Name	Sex	Party Abbreviation	Status
44-UNA				
1	SATPAL SINGH RAIZADA	M	INC	WINNER
2	SATPAL SINGH SATTI	M	BJP	RUNNER-UP
3	RAJIV GAUTAM	M	IND	LOST
4	RAVI KUMAR	M	BSP	LOST
5	GULZAR SINGH	M	IND	LOST
45-KUTLEHAR				
1	VIRENDER KANWAR	M	BJP	WINNER
2	VIVEK SHARMA	M	INC	RUNNER-UP
3	SHIV HARI PAL	M	IND	LOST
4	MANOHAR LAL	M	BSP	LOST
5	SANDEEP SHARMA	M	SWAP	LOST
6	SAWARN DASS	M	IND	LOST
46-JHANDUTA(SC)				
1	JEET RAM KATWAL	M	BJP	WINNER
2	BEERU RAM KISHORE	M	INC	RUNNER-UP
47-GHUMARWIN				
1	RAJINDER GARG	M	BJP	WINNER
2	RAJESH DHARMANI	M	INC	RUNNER-UP
3	SURESH KUMAR	M	IND	LOST
48-BILASPUR				
1	SUBHASH THAKUR	M	BJP	WINNER
2	BUMBER THAKUR	M	INC	RUNNER-UP
3	BASANT RAM SANDHU	M	IND	LOST
4	AMAR SINGH	M	LOGAP	LOST
49-SRI NAINA DEVIJI				
1	RAM LAL THAKUR	M	INC	WINNER
2	RANDHIR SHARMA	M	BJP	RUNNER-UP
3	RAMESH CHAND	M	IND	LOST
4	BALAK RAM SHARMA	M	AIFB	LOST
5	SUKH RAM THAKUR	M	IND	LOST
50-ARKI				
1	VIRBHADRA SINGH	M	INC	WINNER
2	RATTAN SINGH PAL	M	BJP	RUNNER-UP
3	VIJAY SINGH RAJPUT	M	JanSP	LOST
4	VIJAY SINGH CHAUHAN	M	IND	LOST
51-NALAGARH				
1	LAKHVINDER SINGH RANA	M	INC	WINNER
2	K. L. THAKUR	M	BJP	RUNNER-UP
3	HARDEEP SINGH BAWA	M	IND	LOST
4	HARPREET SINGH SAINI	M	IND	LOST
5	GURNAM SINGH	M	IND	LOST

Assembly Constituency Wise Result at a Glance

Candidate Sl. No.	Candidate's Name	Sex	Party Abbreviation	Status
52-DOON				
1	PARAMJEET SINGH	M	BJP	WINNER
2	RAM KUMAR	M	INC	RUNNER-UP
3	INDER SINGH THAKUR	M	IND	LOST
53-SOLAN(SC)				
1	DR. (COL.) DHANI RAM SHANDIL	M	INC	WINNER
2	RAJESH KASHYAP	M	BJP	RUNNER-UP
3	AJAY BHATTI	M	CPI(M)	LOST
4	SHASHI KANT CHAUHAN	M	IND	LOST
54-KASAULI(SC)				
1	RAJIV SAIZAL	M	BJP	WINNER
2	VINOD SULTANPURI	M	INC	RUNNER-UP
3	VIRENDER KUMAR KASHYAP	M	CPI	LOST
4	RAJEEV KUMAR KAUNDAL	M	IND	LOST
5	KESHAV KUMAR	M	SWAP	LOST
55-PACHHAD(SC)				
1	SURESH KUMAR KASHYAP	M	BJP	WINNER
2	GANGU RAM MUSAFIR	M	INC	RUNNER-UP
3	RATTAN SINGH KASHYAP	M	IND	LOST
56-NAHAN				
1	DR. RAJEEV BINDAL	M	BJP	WINNER
2	AJAY SOLANKEY	M	INC	RUNNER-UP
3	VISHWANATH	M	CPI(M)	LOST
4	JAI CHAND	M	BSP	LOST
5	VIRENDER KUMAR	M	LOGAP	LOST
57-SRI RENUKAJI(SC)				
1	VINAY KUMAR	M	INC	WINNER
2	BALBIR SINGH	M	BJP	RUNNER-UP
3	HIRDAYA RAM	M	IND	LOST
58-PAONTA SAHIB				
1	SUKH RAM	M	BJP	WINNER
2	KIRNESH JUNG	M	INC	RUNNER-UP
3	MEENA KUMARI	F	LOGAP	LOST
4	SURENDER	M	IND	LOST
59-SHILLAI				
1	HARSHWARDHAN CHAUHAN	M	INC	WINNER
2	BALDEV SINGH	M	BJP	RUNNER-UP
3	MANI RAM	M	SWAP	LOST
4	KEDAR SINGH JINDAN	M	BSP	LOST

Assembly Constituency Wise Result at a Glance

Candidate Sl. No.	Candidate's Name	Sex	Party Abbreviation	Status
-------------------	------------------	-----	--------------------	--------

60-CHOPAL

1	BALBIR SINGH VERMA	M	BJP	WINNER
2	DR.SUBHASH CHAND MANGLATE	M	INC	RUNNER-UP
3	HARI CHAND	M	BSP	LOST
4	HARI SINGH PANWAR	M	IND	LOST

61-THEOG

1	RAKESH SINGHA	M	CPI(M)	WINNER
2	RAKESH VERMA	M	BJP	RUNNER-UP
3	DEEPAK RATHOUR	M	INC	LOST
4	DEVI RAM SHARMA	M	IND	LOST
5	ROSHAN LAL	M	IND	LOST

62-KASUMPTI

1	ANIRUDH SINGH	M	INC	WINNER
2	VIJAY JYOTI	F	BJP	RUNNER-UP
3	KULDIP SINGH TANWAR	M	CPI(M)	LOST
4	MADAN MOHAN	M	IND	LOST
5	INDER SINGH	M	IND	LOST
6	RAMESH KUMAR	M	BSP	LOST
7	DEV RAJ BHARDWAJ	M	IND	LOST

63-SHIMLA

1	SURESH BHARDWAJ	M	BJP	WINNER
2	HARISH JANARTHA	M	IND	RUNNER-UP
3	SANJAY CHAUHAN	M	CPI(M)	LOST
4	HARBHAJAN SINGH BHAJJI	M	INC	LOST
5	VIRENDER KUMAR	M	IND	LOST
6	DR. KISHORI LAL SHARMA	M	SWAP	LOST

64-SHIMLA RURAL

1	VIKRAMADITYA SINGH	M	INC	WINNER
2	DR. PRAMOD SHARMA	M	BJP	RUNNER-UP
3	M.D. SHARMA	M	IND	LOST
4	KUSHAL RAJ	M	SWAP	LOST

65-JUBBAL-KOTKHAI

1	NARINDER BRAGTA	M	BJP	WINNER
2	ROHIT THAKUR	M	INC	RUNNER-UP
3	LOKINDER JHOUTA	M	IND	LOST

66-RAMPUR(SC)

1	NAND LAL	M	INC	WINNER
2	PREM SINGH DARAİK	M	BJP	RUNNER-UP
3	SINGHI RAM	M	IND	LOST
4	VIVEK KASHYAP	M	CPI(M)	LOST
5	SURESH SINGH SAINI	M	BSP	LOST

Assembly Constituency Wise Result at a Glance

Candidate Sl. No.	Candidate's Name	Sex	Party Abbreviation	Status
-------------------	------------------	-----	--------------------	--------

67-ROHRU(SC)

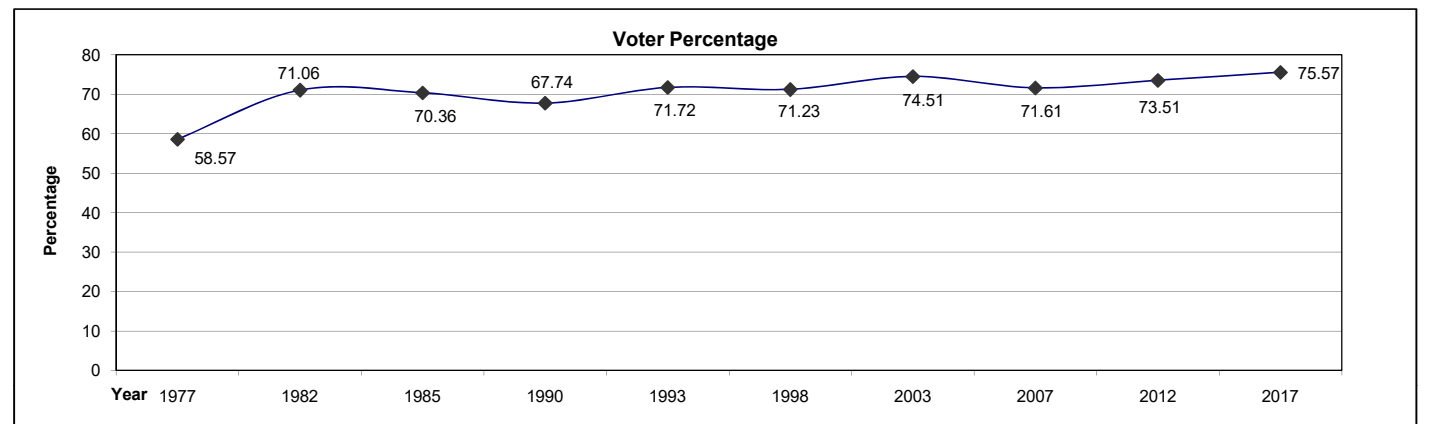
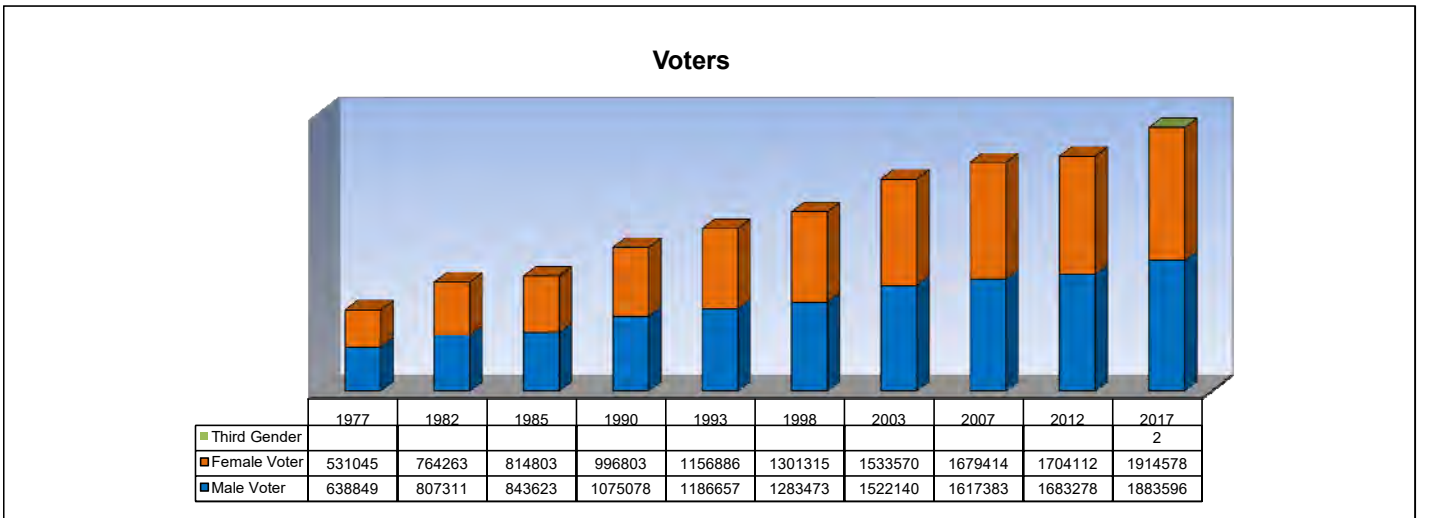
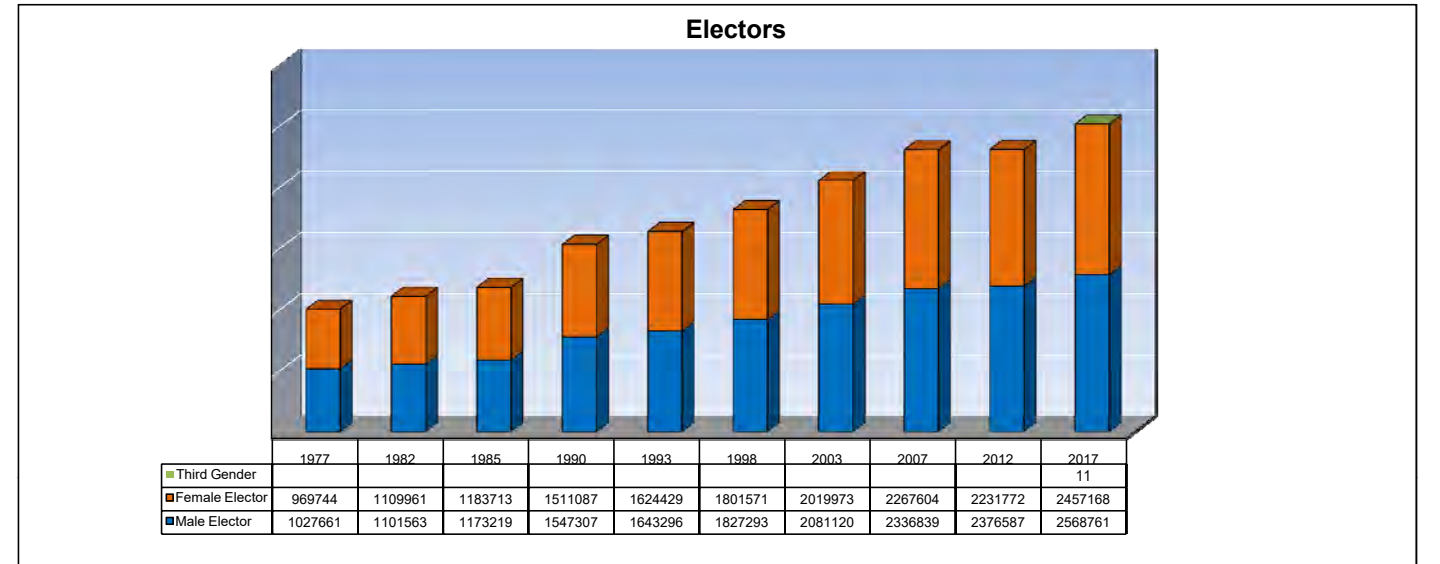
1	MOHAN LAL BRAKTA	M	INC	WINNER
2	SHASHI BALA	F	BJP	RUNNER-UP
3	SHURVIR SINGH	M	BSP	LOST
4	NARAYAN CHAND	M	SWAP	LOST

68-KINNAUR(ST)

1	JAGAT SINGH NEGI	M	INC	WINNER
2	TEJWANT SINGH NEGI	M	BJP	RUNNER-UP
3	JEEVAN SINGH	M	CPI(M)	LOST
4	KAILASH CHAND	M	BSP	LOST
5	RAJEEV KUMAR NEGI	M	RSHP	LOST

A Statistical Report on General Election to Himachal Pradesh Vidhan Sabha, 2017

Year	No. of ACs	No. of Polling Stations	Number of Electors				No. of Contestants			Successful Female Candidates	Voter Turnout				Poll %age
			Male	Female	Third Gender	Total	Male	Female	Total		Male	Female	Third Gender	Total	
1977	68	3380	1027661	969744		1997405	321	9	330	1	638849	531045		1169894	58.57
1982	68	4103	1101563	1109961		2211524	432	9	441	3	807311	764263		1571574	71.06
1985	68	4131	1173219	1183713		2356932	284	10	294	3	843623	814803		1658426	70.36
1990	68	4680	1547307	1511087		3058394	436	18	454	4	1075078	996803		2071881	67.74
1993	68	4681	1643296	1624429		3267725	399	17	416	3	1186657	1156886		2343543	71.72
1998	68	6230	1827293	1801571		3628864	344	25	369	6	1283473	1301315		2584788	71.23
2003	68	6232	2081120	2019973		4101093	377	31	408	4	1522140	1533570		3055710	74.51
2007	68	6244	2336839	2267604		4604443	312	25	336	5	1617383	1679414		3297252	71.61
2012	68	7253	2376587	2231772		4608359	425	34	459	3	1683278	1704112		3387390	73.51
2017	68	7525	2568761	2457168	11	5025940	319	19	338	4	1883596	1914578	2	3798176	75.57



Assembly Constituency Wise Votes Polled by Candidates

Name of Candidate	Sex	Party Abbreviation	Total Votes Polled	Percentage of Votes Polled		
1-CHURAH(SC)	Electors: 68623	Voters: 53099	Rejected: 85	NOTA: 505	Set Apart: 0	
HANS RAJ	M	BJP	28293	53.38%		
SURENDER BHARDWAJ	M	INC	23349	44%		
NAND KUMAR	M	SP	442	0.85%		
DES RAJ	M	IND	425	0.8%		
	Total Valid Votes:	52509	Margin:	4944	% of Margin:	9.31%
2-BHARMOUR(ST)	Electors: 71374	Voters: 51926	Rejected: 40	NOTA: 723	Set Apart: 0	
JIA LAL	M	BJP	25744	49.54%		
THAKUR SINGH BHARMOURI	M	INC	18395	35.43%		
LALIT THAKUR	M	IND	6255	12.16%		
JANAM SINGH	M	IND	769	1.47%		
	Total Valid Votes:	51163	Margin:	7349	% of Margin:	14.15%
3-CHAMBA	Electors: 75287	Voters: 54354	Rejected: 97	NOTA: 674	Set Apart: 0	
PAWAN NAYYAR	M	BJP	26763	49.3%		
NEERAJ NAYAR	M	INC	24884	45.83%		
DR. D. K. SONI	M	IND	725	1.34%		
BAL KRISHAN CHAUHAN	M	IND	649	1.21%		
PARAS RAM BHARDWAJ	M	BSP	562	1.05%		
	Total Valid Votes:	53583	Margin:	1879	% of Margin:	3.46%
4-DALHOUSIE	Electors: 66669	Voters: 49694	Rejected: 26	NOTA: 569	Set Apart: 0	
ASHA KUMARI	F	INC	24224	48.63%		
D. S. THAKUR	M	BJP	23668	47.75%		
DHIAN SINGH	M	CPI	720	1.45%		
VIRENDER SHARMA	M	RADM	487	1%		
	Total Valid Votes:	49099	Margin:	556	% of Margin:	1.12%
5-BHATTIYAT	Electors: 71545	Voters: 53318	Rejected: 201	NOTA: 655	Set Apart: 0	
BIKRAM SINGH JARYAL	M	BJP	29119	55.07%		
KULDEEP SINGH PATHANIA	M	INC	22234	41.56%		
RAHUL RANPATIA	M	IND	624	1.19%		
NAGESH KUMAR	M	IND	485	0.93%		
	Total Valid Votes:	52462	Margin:	6885	% of Margin:	12.91%
6-NURPUR	Electors: 83099	Voters: 64180	Rejected: 142	NOTA: 454	Set Apart: 0	
RAKESH PATHANIA	M	BJP	34871	54.49%		
AJAY MAHAJAN	M	INC	28229	44.04%		
HARNAM SINGH	M	BSP	484	0.76%		
	Total Valid Votes:	63584	Margin:	6642	% of Margin:	10.35%

Assembly Constituency Wise Votes Polled by Candidates

Name of Candidate	Sex	Party Abbreviation	Total Votes Polled	Percentage of Votes Polled		
7-INDORA(SC)	Electors: 82638	Voters 59945	Rejected: 87	NOTA: 668	Set Apart: 0	
REETA DEVI	F	BJP	29213	48.68%		
KAMAL KISHORE	M	INC	28118	47.11%		
SUSHIL KUMAR	M	BSP	952	1.59%		
LAXMAN DASS	M	IND	502	0.85%		
BALWANT SINGH	M	IND	217	0.35%		
TILAK RAJ	M	IND	188	0.3%		
	Total Valid Votes:	59190	Margin:	1095	% of Margin:	1.83%
8-FATEHPUR	Electors: 80793	Voters 58665	Rejected: 224	NOTA: 329	Set Apart: 0	
SUJAN SINGH PATHANIA	M	INC	18962	32.39%		
KRIPAL SINGH PARMAR	M	BJP	17678	30.01%		
BALDEV THAKUR	M	IND	13090	22.61%		
DR. RAJAN SUSHANT	M	IND	6205	10.68%		
OM PARKASH	M	BSP	830	1.43%		
BIDHI CHAND SHARMA	M	IND	580	0.99%		
RASAL SINGH	M	LOGAP	392	0.68%		
DR. ASHOK KUMAR SOMAL	M	IND	375	0.65%		
	Total Valid Votes:	58112	Margin:	1284	% of Margin:	2.19%
9-JAWALI	Electors: 90307	Voters 67727	Rejected: 293	NOTA: 518	Set Apart: 0	
ARJUN SINGH	M	BJP	36999	54.79%		
CHANDER KUMAR	M	INC	28786	42.77%		
RAKESH KUMAR	M	IND	315	0.47%		
RUSTAM SINGH	M	CPI	314	0.47%		
MANJANA DEVI	F	BSP	266	0.37%		
HARBANS LAL DHIMAN	M	NED	236	0.35%		
	Total Valid Votes:	66916	Margin:	8213	% of Margin:	12.13%
10-DEHRA	Electors: 76522	Voters 54858	Rejected: 244	NOTA: 903	Set Apart: 0	
HOSHYAR SINGH	M	IND	24206	44.85%		
RAVINDER SINGH RAVI	M	BJP	20292	36.61%		
VIPLOVE THAKUR	F	INC	8289	15.17%		
MANOHAR LAL SHARMA	M	BHLJVP	393	0.72%		
SUDESH CHOUDHARY	M	IND	337	0.62%		
VIPAN KUMAR	M	BSP	194	0.35%		
	Total Valid Votes:	53711	Margin:	3914	% of Margin:	7.13%

Assembly Constituency Wise Votes Polled by Candidates

Name of Candidate		Sex	Party Abbreviation		Total Votes Polled			Percentage of Votes Polled			
11-JASWAN-PRAGPUR		Electors:	73257	Voters	51030	Rejected:	106	NOTA:	342	Set Apart:	0
BIKRAM SINGH		M	BJP		23583			46.15%			
SURINDER SINGH MANKOTIA		M	INC		21721			42.72%			
HANS RAJ		M	IND		4075			8.08%			
GAGAN DEEP PRASHAR		M	IND		428			0.85%			
MUJESH KUMAR		M	IND		395			0.78%			
HOSHIAR SINGH		M	BSP		203			0.4%			
ANUP KUMAR		M	IND		82			0.16%			
AMIT KUMAR		M	IND		48			0.09%			
OM PRAKASH		M	IND		47			0.09%			
Total Valid Votes:			50582	Margin:	1862	% of Margin:		3.65%			
12-JAWALAMUKHI		Electors:	72292	Voters	53721	Rejected:	22	NOTA:	419	Set Apart:	0
RAMESH CHAND DHAWALA		M	BJP		27914			52.03%			
SANJAY RATTAN		M	INC		21450			39.84%			
VIJENDER KUMAR (CHHUNKU)		M	IND		3529			6.63%			
PRATAP SINGH		M	IND		387			0.71%			
Total Valid Votes:			53280	Margin:	6464	% of Margin:		12.03%			
13-JAI SINGHPUR(SC)		Electors:	77477	Voters	50600	Rejected:	441	NOTA:	246	Set Apart:	0
RAVINDER KUMAR		M	BJP		29357			58.38%			
YADVINDER GOMA		M	INC		18647			37.3%			
KEHAR SINGH		M	BSP		1082			2.17%			
MURLIDHAR		M	ALIMRD		440			0.88%			
MOHINDER KUMAR		M	IND		387			0.77%			
Total Valid Votes:			49913	Margin:	10710	% of Margin:		21.17%			
14-SULLAH		Electors:	96145	Voters	69576	Rejected:	252	NOTA:	555	Set Apart:	0
VIPIN SINGH PARMAR		M	BJP		38173			54.95%			
JAGJIWAN PAUL		M	INC		27882			40.34%			
VISHAL SINGH		M	IND		972			1.42%			
LEKH RAJ		M	IND		728			1.06%			
BIKRAM SINGH RANA		M	IND		460			0.67%			
MOHINDER SINGH		M	BSP		388			0.54%			
KUMARI VANDNA		F	IND		166			0.2%			
Total Valid Votes:			68769	Margin:	10291	% of Margin:		14.79%			

Assembly Constituency Wise Votes Polled by Candidates

Name of Candidate		Sex	Party Abbreviation			Total Votes Polled			Percentage of Votes Polled		
15-NAGROTA		Electors:	81742	Voters	64534	Rejected:	181	NOTA:	547	Set Apart:	0
ARUN KUMAR		M	BJP			32039			49.84%		
G S BALI		M	INC			31039			48.18%		
NAVNEET		M	IND			384			0.6%		
PINKI DEVI		F	BSP			344			0.53%		
Total Valid Votes:			63806	Margin:	1000	% of Margin:		1.55%			
16-KANGRA		Electors:	75899	Voters	58554	Rejected:	88	NOTA:	656	Set Apart:	0
PAWAN KUMAR KAJAL		M	INC			25549			43.71%		
SANJAY CHAUDHARY		M	BJP			19341			32.91%		
DR. RAJESH SHARMA		M	IND			11805			20.34%		
COL.(RET.) KULDIP SINGH		M	LOGAP			482			0.83%		
RAVI CHAND		M	NCP			408			0.7%		
VIJAY KUMAR		M	BSP			225			0.38%		
Total Valid Votes:			57810	Margin:	6208	% of Margin:		10.6%			
17-SHAHPUR		Electors:	80097	Voters	60302	Rejected:	163	NOTA:	1010	Set Apart:	0
SARVEEN CHOUDHARY		F	BJP			23104			38.27%		
MAJOR (RET.) VIJAI SINGH MANKOTIA		M	IND			16957			28.26%		
KEWAL SINGH PATHANIA		M	INC			16333			27.19%		
RAMESH KUMAR		M	IND			1111			1.87%		
DESH RAJ CHAUDHARY		M	IND			1108			1.86%		
BANARSI DASS DOGRA		M	BSP			516			0.86%		
Total Valid Votes:			59129	Margin:	6147	% of Margin:		10.19%			
18-DHARAMSHALA		Electors:	74862	Voters	57161	Rejected:	148	NOTA:	525	Set Apart:	0
KISHAN KAPOOR		M	BJP			26050			45.52%		
SUDHIR SHARMA		M	INC			23053			40.51%		
RAVINDER RANA		M	IND			2127			3.75%		
PANKAJ KUMAR (PANKU)		M	IND			1726			3.06%		
KAMAL KUMAR		M	IND			1655			2.93%		
PAWAN CHOUDHARY		M	BSP			471			0.83%		
ASHWANI KAJAL		M	BMUP			307			0.54%		
DIGVIJAY PURI		M	IND			285			0.5%		
VIKAS CHAUDHARY		M	IND			281			0.5%		
ANUP DHIMAN		M	IND			273			0.48%		
NISHA KATOCH		F	SWAP			133			0.22%		
SUBHASH CHAND SHUKLA		M	IND			127			0.22%		
Total Valid Votes:			56488	Margin:	2997	% of Margin:		5.24%			

Assembly Constituency Wise Votes Polled by Candidates

Name of Candidate	Sex	Party Abbreviation	Total Votes Polled	Percentage of Votes Polled		
19-PALAMPUR	Electors: 69809	Voters 50882	Rejected: 274	NOTA: 435	Set Apart: 0	
ASHISH BUTAIL	M	INC	24252	48.1%		
INDU GOSWAMI	F	BJP	19928	39.09%		
PARVEEN KUMAR	M	IND	3198	6.36%		
BAINI PARSHAD	M	IND	1760	3.53%		
LEKH RAJ	M	CPI(M)	390	0.77%		
SURESH KUMAR	M	IND	263	0.52%		
BAL MUKUND	M	BSP	213	0.42%		
KAPOOR CHAND CHOUDHARY	M	IND	169	0.34%		
	Total Valid Votes:	50173	Margin:	4324	% of Margin:	8.5%
20-BAIJNATH(SC)	Electors: 80160	Voters 53156	Rejected: 203	NOTA: 577	Set Apart: 0	
MULKH RAJ	M	BJP	32102	60.52%		
KISHORI LAL	M	INC	19433	36.79%		
RAMESH CHAND	M	BSP	510	0.97%		
BIR SINGH	M	IND	331	0.61%		
	Total Valid Votes:	52376	Margin:	12669	% of Margin:	23.83%
21-LAHAUL & SPITI (ST)	Electors: 23231	Voters 17045	Rejected: 46	NOTA: 70	Set Apart: 0	
DR. RAM LAL MARKANDA	M	BJP	7756	45.59%		
RAVI THAKUR	M	INC	6278	36.91%		
RAJINDER KARPA	M	IND	2240	13.25%		
SUDARSHAN JASPA	M	IND	655	3.84%		
	Total Valid Votes:	16929	Margin:	1478	% of Margin:	8.67%
22-MANALI	Electors: 66452	Voters 53189	Rejected: 70	NOTA: 323	Set Apart: 0	
GOVIND SINGH THAKUR	M	BJP	27173	51.17%		
HARI CHAND SHARMA	M	INC	24168	45.46%		
GAJENDER THAKUR	M	IND	1070	2.02%		
JIT RAM	M	BSP	385	0.73%		
	Total Valid Votes:	52796	Margin:	3005	% of Margin:	5.65%
23-KULLU	Electors: 81653	Voters 62429	Rejected: 2	NOTA: 407	Set Apart: 0	
SUNDER SINGH THAKUR	M	INC	31423	50.39%		
MAHESHWAR SINGH	M	BJP	29885	47.8%		
RENUKA DOGRA	F	RADM	469	0.76%		
KAMAL KANT SHARMA	M	IND	243	0.39%		
	Total Valid Votes:	62020	Margin:	1538	% of Margin:	2.46%

Assembly Constituency Wise Votes Polled by Candidates

Name of Candidate	Sex	Party Abbreviation	Total Votes Polled	Percentage of Votes Polled	
24-BANJAR	Electors: 66126	Voters: 54051	Rejected: 58	NOTA: 684	Set Apart: 0
SURENDER SHOURIE	M	BJP	28007	51.8%	
ADITYA VIKRAM SINGH	M	INC	24767	45.9%	
JHABE RAM KAUSHAL	M	BSP	535	1%	
	Total Valid Votes:	53309	Margin:	3240	% of Margin: 5.99%
25-ANNI (SC)	Electors: 77740	Voters: 60791	Rejected: 9	NOTA: 943	Set Apart: 0
KISHORI LAL	M	BJP	30559	50.39%	
PARAS RAM	M	INC	24576	40.17%	
LOKENDER KUMAR	M	CPI(M)	4704	7.86%	
	Total Valid Votes:	59839	Margin:	5983	% of Margin: 9.84%
26-KARSOG(SC)	Electors: 67329	Voters: 51546	Rejected: 97	NOTA: 674	Set Apart: 0
HIRA LAL	M	BJP	22102	43.01%	
MANSA RAM	M	INC	17272	33.42%	
MAST RAM	M	IND	5675	11.04%	
BHAGAT RAM	M	IND	2702	5.28%	
PAWAN KUMAR	M	IND	990	1.95%	
BHAGWANT SINGH	M	IND	842	1.65%	
MEHAR SINGH KHUKHALIYA	M	RADM	521	1.02%	
ANITA ALIAS NITU	F	IND	362	0.7%	
CHAMAN LAL	M	BSP	309	0.61%	
	Total Valid Votes:	50775	Margin:	4830	% of Margin: 9.37%
27-SUNDERNAGAR	Electors: 74361	Voters: 57381	Rejected: 123	NOTA: 807	Set Apart: 0
RAKESH KUMAR	M	BJP	32545	56.7%	
SOHAN LAL	M	INC	23282	40.78%	
DHARAM SINGH	M	BSP	624	1.09%	
	Total Valid Votes:	56451	Margin:	9263	% of Margin: 16.14%
28-NACHAN(SC)	Electors: 77783	Voters: 61893	Rejected: 206	NOTA: 471	Set Apart: 0
VINOD KUMAR	M	BJP	38154	61.8%	
LAL SINGH KAUSHAL	M	INC	22258	36.12%	
SATYA PRAKASH	M	IND	804	1.31%	
	Total Valid Votes:	61216	Margin:	15896	% of Margin: 25.68%

Assembly Constituency Wise Votes Polled by Candidates

Name of Candidate		Sex	Party Abbreviation		Total Votes Polled			Percentage of Votes Polled			
29-SERAJ		Electors:	74825	Voters	63228	Rejected:	108	NOTA:	378	Set Apart:	0
JAI RAM THAKUR		M	BJP		35519			56.24%			
CHET RAM		M	INC		24265			38.43%			
DILE RAM		M	IND		2214			3.53%			
NARENDER KUMAR		M	IND		412			0.66%			
SUNDER LAL		M	BSP		332			0.53%			
		Total Valid Votes:	62742	Margin:	11254	% of Margin:	17.8%				
30-DARANG		Electors:	80208	Voters	65486	Rejected:	183	NOTA:	407	Set Apart:	0
JAWAHAR THAKUR		M	BJP		31392			48.14%			
KAUL SINGH		M	INC		24851			37.93%			
PURAN CHAND		M	IND		7672			11.78%			
RAMESH KUMAR		M	BSP		514			0.8%			
SURAJ MANI		M	IND		297			0.46%			
CHURAMANI THAKUR		M	IND		170			0.26%			
		Total Valid Votes:	64896	Margin:	6541	% of Margin:	9.99%				
31-JOGINDERNAGAR		Electors:	90750	Voters	66853	Rejected:	269	NOTA:	1162	Set Apart:	0
PRAKASH RANA		M	IND		31214			47.36%			
GULAB SINGH THAKUR		M	BJP		24579			36.41%			
JIWAN LAL THAKUR		M	INC		6244			9.27%			
KUSHAL BHARDWAJ		M	CPI (M)		2864			4.38%			
HET SINGH VERMA		M	BSP		521			0.8%			
		Total Valid Votes:	65422	Margin:	6635	% of Margin:	9.92%				
32-DHARAMPUR		Electors:	74052	Voters	48820	Rejected:	394	NOTA:	333	Set Apart:	0
MAHENDER SINGH		M	BJP		27931			57.53%			
CHANDERSHEKHAR		M	INC		15967			32.98%			
BHUPENDER SINGH		M	CPI (M)		3284			6.88%			
RAMESH KUMAR GULERIA		M	RADM		428			0.9%			
DR. PRAKASH CHAND BHARDWAJ		M	IND		219			0.46%			
DIGVIJAY SINGH		M	IND		190			0.4%			
SAJURAM SAKLANI		M	IND		74			0.15%			
		Total Valid Votes:	48093	Margin:	11964	% of Margin:	24.51%				

Assembly Constituency Wise Votes Polled by Candidates

Name of Candidate	Sex	Party Abbreviation	Total Votes Polled	Percentage of Votes Polled		
33-MANDI	Electors: 69678	Voters 53957	Rejected: 131	NOTA: 580	Set Apart: 0	
ANIL SHARMA	M	BJP	31282	57.96%		
CHAMPA THAKUR	F	INC	21025	39.21%		
NARENDER KUMAR	M	BSP	438	0.81%		
LAWAN KUMAR	M	IND	229	0.44%		
DESH RAJ	M	IND	137	0.25%		
ROSHANI SHARMA	F	IND	73	0.12%		
DUNI CHAND	M	IND	62	0.12%		
	Total Valid Votes:	53246	Margin:	10257	% of Margin:	19.01%
34-BALH(SC)	Electors: 71259	Voters 58077	Rejected: 358	NOTA: 403	Set Apart: 0	
INDER SINGH	M	BJP	34704	60.31%		
PRAKASH CHAUDHARY	M	INC	21893	37.75%		
PREM KUMAR HAWAL	M	BSP	466	0.81%		
RAJENDER PAUL KASHAV	M	AIFB	253	0.43%		
	Total Valid Votes:	57316	Margin:	12811	% of Margin:	22.06%
35-SARKAGHAT	Electors: 82756	Voters 57270	Rejected: 115	NOTA: 403	Set Apart: 0	
INDER SINGH	M	BJP	30705	53.51%		
PAWAN KUMAR	M	INC	21403	37.55%		
MUNISH SHARMA	M	CPI(M)	3653	6.48%		
RAJ KUMAR	M	BSP	238	0.42%		
HEM RAJ	M	IND	198	0.35%		
MOTI RAM	M	IND	177	0.31%		
JAGDISH CHAND	M	IND	160	0.28%		
SANJIV KUMAR	M	IND	117	0.2%		
PARO DEVI	F	LOGAP	101	0.17%		
	Total Valid Votes:	56752	Margin:	9302	% of Margin:	16.24%
36-BHORANJ(SC)	Electors: 75689	Voters 50625	Rejected: 178	NOTA: 362	Set Apart: 0	
KAMLESH KUMARI	F	BJP	27961	55.06%		
SURESH KUMAR	M	INC	21069	42.13%		
PRAVEEN KAUSHAL	M	BSP	491	0.98%		
DHANI RAM	M	IND	308	0.6%		
MADAN LAL	M	SAKAP	256	0.52%		
	Total Valid Votes:	50085	Margin:	6892	% of Margin:	13.61%

Assembly Constituency Wise Votes Polled by Candidates

Name of Candidate		Sex	Party Abbreviation		Total Votes Polled			Percentage of Votes Polled			
37-SUJANPUR		Electors:	68504	Voters	51100	Rejected:	401	NOTA:	485	Set Apart:	0
RAJINDER RANA		M	INC		25288			50.36%			
PREM KUMAR DHUMAL		M	BJP		23369			45.64%			
JOGINDER KUMAR THAKUR		M	CPI(M)		1023			2.03%			
RAVINDER SINGH DOGRA		M	NCP		344			0.63%			
PARVEEN THAKUR		M	BSP		190			0.36%			
		Total Valid Votes:	50214	Margin:	1919	% of Margin:	3.76%				
38-HAMIRPUR		Electors:	69444	Voters	48808	Rejected:	243	NOTA:	259	Set Apart:	502
NARINDER THAKUR		M	BJP		25854			52.93%			
KULDEEP SINGH PATHANIA		M	INC		18623			38.56%			
ANIL MANKOTIA		M	CPI(M)		2398			4.98%			
KAMAL PATHANIA		M	IND		509			1.06%			
LAL SINGH MASTANA		M	BSP		231			0.48%			
ASHISH KUMAR		M	IND		111			0.23%			
RAJ KUMAR		M	SAKAP		78			0.16%			
		Total Valid Votes:	47804	Margin:	7231	% of Margin:	14.82%				
39-BARSAR		Electors:	80717	Voters	57320	Rejected:	337	NOTA:	464	Set Apart:	0
INDER DUTT LAKHANPAL		M	INC		25679			45.35%			
BALDEV SHARMA		M	BJP		25240			43.9%			
SITA RAM BHARDWAJ		M	IND		5181			9.21%			
SAROTI DEVI		F	BSP		281			0.48%			
VINOD THAKUR		M	LOGAP		138			0.24%			
		Total Valid Votes:	56519	Margin:	439	% of Margin:	0.77%				
40-NADAUN		Electors:	86277	Voters	62942	Rejected:	241	NOTA:	210	Set Apart:	0
SUKHVINDER SINGH SUKHU		M	INC		30980			49.25%			
VIJAY AGNIHOTRI		M	BJP		28631			45.76%			
LEKH RAJ LEKHA		M	IND		1875			3.03%			
PRITHI CHAND SHARMA		M	IND		364			0.59%			
RAVI PARKASH		M	BSP		339			0.53%			
RANJEET SINGH JEETU		M	IND		302			0.49%			
		Total Valid Votes:	62491	Margin:	2349	% of Margin:	3.73%				
41-CHINTPURNI (SC)		Electors:	77979	Voters	57739	Rejected:	187	NOTA:	534	Set Apart:	0
BALBIR SINGH		M	BJP		32488			56.34%			
KULDIP KUMAR		M	INC		23909			41.65%			
RANJIT SINGH		M	BSP		621			1.07%			
		Total Valid Votes:	57018	Margin:	8579	% of Margin:	14.86%				

Assembly Constituency Wise Votes Polled by Candidates

Name of Candidate		Sex	Party Abbreviation			Total Votes Polled			Percentage of Votes Polled	
42-GAGRET	Electors:	76540	Voters	59995	Rejected:	330	NOTA:	392	Set Apart:	0
RAJESH THAKUR		M	BJP			33977				56.87%
RAKESH KALIA		M	INC			24657				41.41%
SUBHASH SHARMA		M	IND			379				0.63%
LEKH RAJ KATNORIA		M	BSP			260				0.43%
		Total Valid Votes:	59273	Margin:	9320	% of Margin:	15.53%			
43-HAROLI	Electors:	81198	Voters	64655	Rejected:	185	NOTA:	448	Set Apart:	0
MUKESH AGNIHOTRI		M	INC			35095				54.57%
RAM KUMAR		M	BJP			27718				42.86%
RAVINDER MANN		M	IND			833				1.29%
VIRENDER KUMAR		M	BSP			376				0.58%
		Total Valid Votes:	64022	Margin:	7377	% of Margin:	11.41%			
44-UNA	Electors:	79512	Voters	62556	Rejected:	88	NOTA:	256	Set Apart:	0
SATPAL SINGH RAIZADA		M	INC			31360				50.47%
SATPAL SINGH SATTI		M	BJP			28164				44.79%
RAJIV GAUTAM		M	IND			1723				2.78%
RAVI KUMAR		M	BSP			659				1.06%
GULZAR SINGH		M	IND			306				0.48%
		Total Valid Votes:	62212	Margin:	3196	% of Margin:	5.11%			
45-KUTLEHAR	Electors:	79694	Voters	59657	Rejected:	435	NOTA:	311	Set Apart:	0
VIRENDER KANWAR		M	BJP			31101				52.33%
VIVEK SHARMA		M	INC			25495				43.23%
SHIV HARI PAL		M	IND			1017				1.74%
MANOHAR LAL		M	BSP			570				0.94%
SANDEEP SHARMA		M	SWAP			365				0.61%
SAWARN DASS		M	IND			363				0.62%
		Total Valid Votes:	58911	Margin:	5606	% of Margin:	9.4%			
46-JHANDUTA(SC)	Electors:	72355	Voters	53949	Rejected:	227	NOTA:	624	Set Apart:	0
JEET RAM KATWAL		M	BJP			29030				53.78%
BEERU RAM KISHORE		M	INC			24068				45.04%
		Total Valid Votes:	53098	Margin:	4962	% of Margin:	9.2%			
47-GHUMARWIN	Electors:	81460	Voters	60395	Rejected:	273	NOTA:	390	Set Apart:	0
RAJINDER GARG		M	BJP			34846				57.77%
RAJESH DHARMANI		M	INC			24411				40.78%
SURESH KUMAR		M	IND			475				0.8%
		Total Valid Votes:	59732	Margin:	10435	% of Margin:	17.28%			

Assembly Constituency Wise Votes Polled by Candidates

Name of Candidate	Sex	Party Abbreviation	Total Votes Polled	Percentage of Votes Polled		
48-BILASPUR	Electors: 77244	Voters 58380	Rejected: 234	NOTA: 322	Set Apart: 0	
SUBHASH THAKUR	M	BJP	31547	54.21%		
BUMBER THAKUR	M	INC	24685	42.48%		
BASANT RAM SANDHU	M	IND	1300	2.25%		
AMAR SINGH	M	LOGAP	292	0.5%		
	Total Valid Votes:	57824	Margin:	6862	% of Margin:	11.75%
49-SRI NAINA DEVIJI	Electors: 67763	Voters 56865	Rejected: 139	NOTA: 477	Set Apart: 0	
RAM LAL THAKUR	M	INC	28119	49.62%		
RANDHIR SHARMA	M	BJP	27077	47.66%		
RAMESH CHAND	M	IND	382	0.68%		
BALAK RAM SHARMA	M	AIFB	357	0.63%		
SUKH RAM THAKUR	M	IND	314	0.56%		
	Total Valid Votes:	56249	Margin:	1042	% of Margin:	1.83%
50-ARKI	Electors: 84987	Voters 64883	Rejected: 672	NOTA: 530	Set Apart: 0	
VIRBHADRA SINGH	M	INC	34499	53.74%		
RATTAN SINGH PAL	M	BJP	28448	44.28%		
VIJAY SINGH RAJPUT	M	JanSP	445	0.7%		
VIJAY SINGH CHAUHAN	M	IND	289	0.45%		
	Total Valid Votes:	63681	Margin:	6051	% of Margin:	9.33%
51-NALAGARH	Electors: 82701	Voters 70469	Rejected: 138	NOTA: 678	Set Apart: 0	
LAKHVINDER SINGH RANA	M	INC	25872	36.67%		
K. L. THAKUR	M	BJP	24630	34.91%		
HARDEEP SINGH BAWA	M	IND	13095	18.76%		
HARPREET SINGH SAINI	M	IND	5443	7.81%		
GURNAM SINGH	M	IND	613	0.88%		
	Total Valid Votes:	69653	Margin:	1242	% of Margin:	1.76%
52-DOON	Electors: 62577	Voters 56088	Rejected: 224	NOTA: 345	Set Apart: 0	
PARAMJEET SINGH	M	BJP	29701	53.18%		
RAM KUMAR	M	INC	25382	45.42%		
INDER SINGH THAKUR	M	IND	436	0.78%		
	Total Valid Votes:	55519	Margin:	4319	% of Margin:	7.7%
53-SOLAN(SC)	Electors: 81255	Voters 54609	Rejected: 203	NOTA: 656	Set Apart: 0	
DR. (COL.) DHANI RAM SHANDIL	M	INC	26200	48.16%		
RAJESH KASHYAP	M	BJP	25529	46.9%		
AJAY BHATTI	M	CPI(M)	1632	3.01%		
SHASHI KANT CHAUHAN	M	IND	389	0.72%		
	Total Valid Votes:	53750	Margin:	671	% of Margin:	1.23%

Assembly Constituency Wise Votes Polled by Candidates

Name of Candidate		Sex	Party Abbreviation			Total Votes Polled			Percentage of Votes Polled		
54-KASAULI (SC)		Electors:	64245	Voters	48757	Rejected:	82	NOTA:	503	Set Apart:	0
RAJIV SAIZAL		M	BJP			23656			48.51%		
VINOD SULTANPURI		M	INC			23214			47.77%		
VIRENDER KUMAR KASHYAP		M	CPI			652			1.35%		
RAJEEV KUMAR KAUNDAL		M	IND			329			0.67%		
KESHAV KUMAR		M	SWAP			321			0.66%		
		Total Valid Votes:	48172	Margin:	442	% of Margin:	0.91%				
55-PACHHAD(SC)		Electors:	69110	Voters	55859	Rejected:	123	NOTA:	495	Set Apart:	0
SURESH KUMAR KASHYAP		M	BJP			30243			54.26%		
GANGU RAM MUSAFIR		M	INC			23816			42.71%		
RATTAN SINGH KASHYAP		M	IND			1182			2.14%		
		Total Valid Votes:	55241	Margin:	6427	% of Margin:	11.51%				
56-NAHAN		Electors:	75025	Voters	62639	Rejected:	181	NOTA:	594	Set Apart:	931
DR. RAJEEV BINDAL		M	BJP			31563			50.67%		
AJAY SOLANKEY		M	INC			27573			43.94%		
VISHWANATH		M	CPI(M)			836			1.36%		
JAI CHAND		M	BSP			689			1.11%		
VIRENDER KUMAR		M	LOGAP			272			0.44%		
		Total Valid Votes:	60933	Margin:	3990	% of Margin:	6.37%				
57-SRI RENUKAJI (SC)		Electors:	65716	Voters	52131	Rejected:	281	NOTA:	885	Set Apart:	0
VINAY KUMAR		M	INC			22028			42.52%		
BALBIR SINGH		M	BJP			16868			32.29%		
HIRDAYA RAM		M	IND			12069			23.46%		
		Total Valid Votes:	50965	Margin:	5160	% of Margin:	9.9%				
58-PAONTA SAHIB		Electors:	75310	Voters	61068	Rejected:	143	NOTA:	624	Set Apart:	0
SUKH RAM		M	BJP			36011			59%		
KIRNESH JUNG		M	INC			23392			38.51%		
MEENA KUMARI		F	LOGAP			484			0.78%		
SURENDER		M	IND			414			0.68%		
		Total Valid Votes:	60301	Margin:	12619	% of Margin:	20.66%				
59-SHILLAI		Electors:	65777	Voters	56192	Rejected:	187	NOTA:	475	Set Apart:	0
HARSHWARDHAN CHAUHAN		M	INC			29171			52.03%		
BALDEV SINGH		M	BJP			25046			44.74%		
MANI RAM		M	SWAP			850			1.54%		
KEDAR SINGH JINDAN		M	BSP			463			0.83%		
		Total Valid Votes:	55530	Margin:	4125	% of Margin:	7.34%				

Assembly Constituency Wise Votes Polled by Candidates

Name of Candidate		Sex	Party Abbreviation		Total Votes Polled			Percentage of Votes Polled			
60-CHOPAL		Electors:	73147	Voters	55900	Rejected:	123	NOTA:	452	Set Apart:	0
BALBIR SINGH VERMA		M	BJP		29537			53.01%			
DR.SUBHASH CHAND MANGLATE		M	INC		24950			44.64%			
HARI CHAND		M	BSP		498			0.9%			
HARI SINGH PANWAR		M	IND		340			0.62%			
Total Valid Votes:			55325	Margin:	4587	% of Margin:	8.21%				
61-THEOG		Electors:	78540	Voters	58072	Rejected:	54	NOTA:	383	Set Apart:	0
RAKESH SINGHA		M	CPI(M)		24791			42.91%			
RAKESH VERMA		M	BJP		22808			39.18%			
DEEPAK RATHOUR		M	INC		9101			15.64%			
DEVI RAM SHARMA		M	IND		641			1.11%			
ROSHAN LAL		M	IND		294			0.5%			
Total Valid Votes:			57635	Margin:	1983	% of Margin:	3.41%				
62-KASUMPTI		Electors:	61183	Voters	41330	Rejected:	112	NOTA:	404	Set Apart:	0
ANIRUDH SINGH		M	INC		22061			53.46%			
VIJAY JYOTI		F	BJP		12664			30.74%			
KULDIP SINGH TANWAR		M	CPI(M)		4698			11.44%			
MADAN MOHAN		M	IND		954			2.32%			
INDER SINGH		M	IND		212			0.52%			
RAMESH KUMAR		M	BSP		154			0.37%			
DEV RAJ BHARDWAJ		M	IND		71			0.17%			
Total Valid Votes:			40814	Margin:	9397	% of Margin:	22.74%				
63-SHIMLA		Electors:	50424	Voters	32428	Rejected:	25	NOTA:	322	Set Apart:	0
SURESH BHARDWAJ		M	BJP		14012			43.2%			
HARISH JANARTHA		M	IND		12109			37.39%			
SANJAY CHAUHAN		M	CPI(M)		3047			9.42%			
HARBHAJAN SINGH BHAJJI		M	INC		2680			8.27%			
VIRENDER KUMAR		M	IND		119			0.37%			
DR. KISHORI LAL SHARMA		M	SWAP		114			0.35%			
Total Valid Votes:			32081	Margin:	1903	% of Margin:	5.87%				
64-SHIMLA RURAL		Electors:	71915	Voters	53230	Rejected:	147	NOTA:	420	Set Apart:	0
VIKRAMADITYA SINGH		M	INC		28275			53.28%			
DR. PRAMOD SHARMA		M	BJP		23395			44.03%			
M.D. SHARMA		M	IND		668			1.27%			
KUSHAL RAJ		M	SWAP		325			0.62%			
Total Valid Votes:			52663	Margin:	4880	% of Margin:	9.17%				

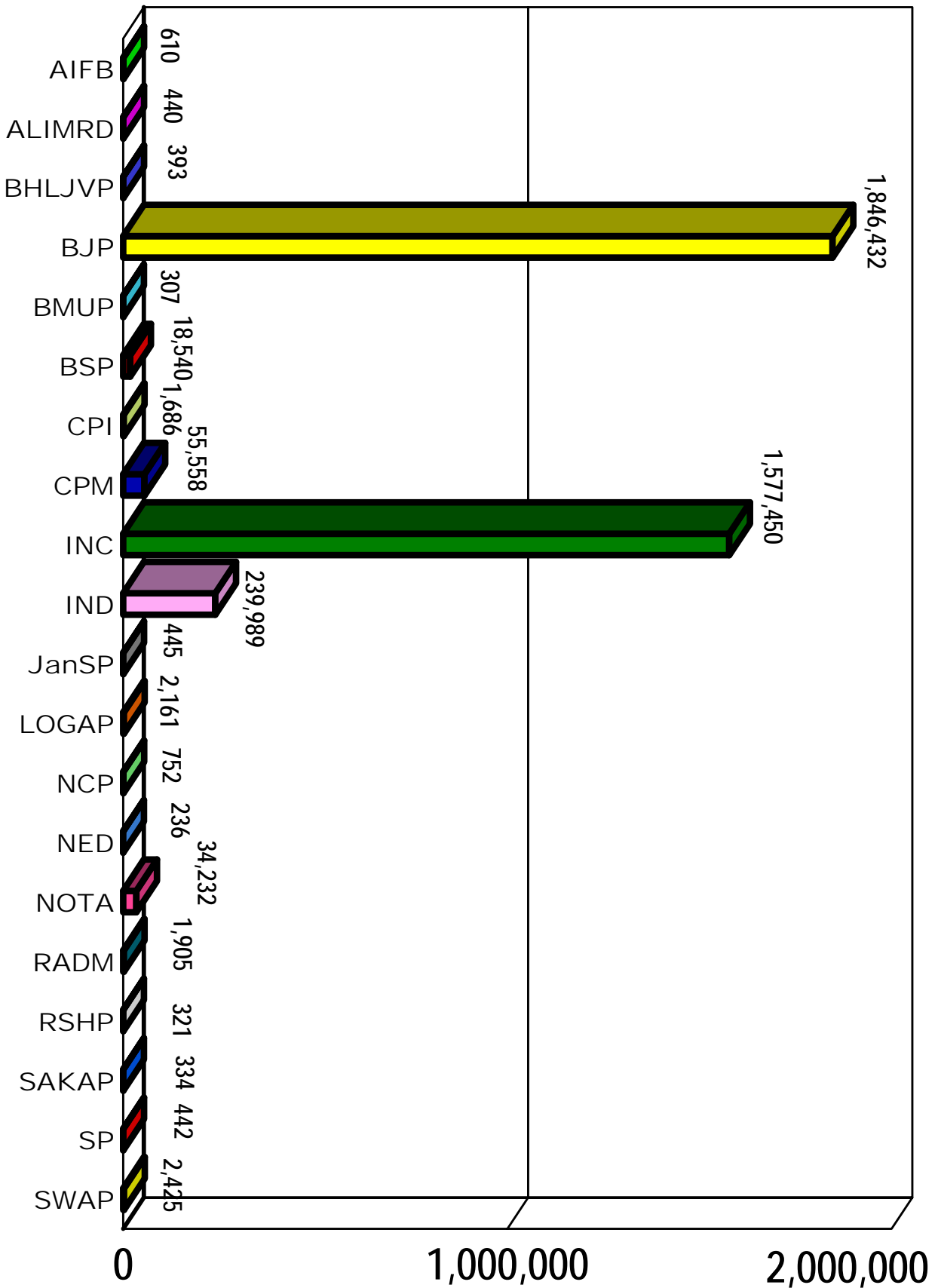
Assembly Constituency Wise Votes Polled by Candidates

Name of Candidate		Sex	Party Abbreviation		Total Votes Polled			Percentage of Votes Polled		
65-JUBBAL-KOTKHAI	Electors:	67289	Voters	54706	Rejected:	177	NOTA:	289	Set Apart:	0
NARINDER BRAGTA		M	BJP		27466			50.53%		
ROHIT THAKUR		M	INC		26404			48.25%		
LOKINDER JHOUTA		M	IND		370			0.68%		
		Total Valid Votes:	54240	Margin:	1062	% of Margin:	1.94%			
66-RAMPUR(SC)	Electors:	71014	Voters	53352	Rejected:	2	NOTA:	504	Set Apart:	0
NAND LAL		M	INC		25730			48.07%		
PREM SINGH DARAİK		M	BJP		21693			40.75%		
SINGHI RAM		M	IND		3801			7.17%		
VIVEK KASHYAP		M	CPI(M)		1325			2.51%		
SURESH SINGH SAINI		M	BSP		297			0.55%		
		Total Valid Votes:	52846	Margin:	4037	% of Margin:	7.57%			
67-ROHRU(SC)	Electors:	69155	Voters	50244	Rejected:	117	NOTA:	535	Set Apart:	0
MOHAN LAL BRAKTA		M	INC		29134			58.17%		
SHASHI BALA		F	BJP		19726			39.29%		
SHURVIR SINGH		M	BSP		415			0.83%		
NARAYAN CHAND		M	SWAP		317			0.64%		
		Total Valid Votes:	49592	Margin:	9408	% of Margin:	18.72%			
68-KINNAUR(ST)	Electors:	55390	Voters	41935	Rejected:	110	NOTA:	249	Set Apart:	0
JAGAT SINGH NEGI		M	INC		20029			48.01%		
TEJWANT SINGH NEGI		M	BJP		19909			47.47%		
JEEVAN SINGH		M	CPI(M)		913			2.2%		
KAILASH CHAND		M	BSP		404			0.96%		
RAJEEV KUMAR NEGI		M	RSHP		321			0.77%		
		Total Valid Votes:	41576	Margin:	120	% of Margin:	0.29%			

PART-B

Assembly Constituency-Wise Details

Party-wise Performance (Votes Polled) Chart (All Constituencies)



1-CHURAH (SC)

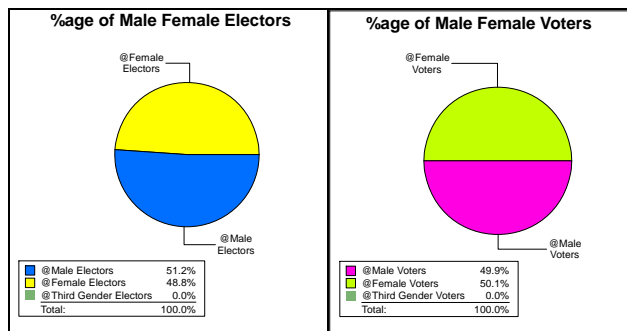
Extent:
Churah Tehsil & Rajnagar KC of Chamba Tehsil.

1. Detail of Constituency

No. & Name: 1-CHURAH
 Type of Constituency (GEN/SC/ST): SC

2. Important Dates:

Date of Poll: 09-11-2017
 Date of Repoll (if any): Nil
 Date of Counting: 18-12-2017
 Date of Declaration of Result: 18-12-2017



3. Data about Polling Stations

No. of Polling Stations				Average No. of Electors per Polling Station	Average No. of Voters per Polling Station
Critical	Vulnerable	Ordinary	Total		
11	6	100	117	587	454

4. Data about Candidates

No. of Nominations Filed:
 No. of Nominations Rejected:
 No. of Withdrawals:
 No. of Contesting Candidates:
 No. of Candidates who forfeited their Deposits:

Men	Women	Third Gender	Total
5	1	0	6
1	1	0	2
0	0	0	0
4	0	0	4
2	0	0	2

5. Detail of Electors

General				Service				Total			
Male	Female	Third Gender	Total	Male	Female	Third Gender	Total	Male	Female	Third Gender	Total
34,963	33,461	0	68,424	199	0	0	199	35,162	33,461	0	68,623

6. Break-up of Total Voters

Type	Men	Women	Third Gender	Total
General	25,952	26,071	0	52,023
Postal				1,076
Total	25,952	26,071	0	53,099
%age of Total Female Voters who came out to vote:				77.91

7. Name of the Contesting Candidates and their detail

Sl. No.	Name of Candidate	Sex	Party Affiliation	Symbol Allotted	Final Result
1	HANS RAJ	M	BJP	LOTUS	Winner
2	SURENDER BHARDWAJ	M	INC	HAND	Runner-up
3	NAND KUMAR	M	SP	BICYCLE	Lost
4	DES RAJ	M	IND	BATTERY TORCH	Lost
5	NOTA	-	NOTA	NONE OF THE ABOVE	Lost

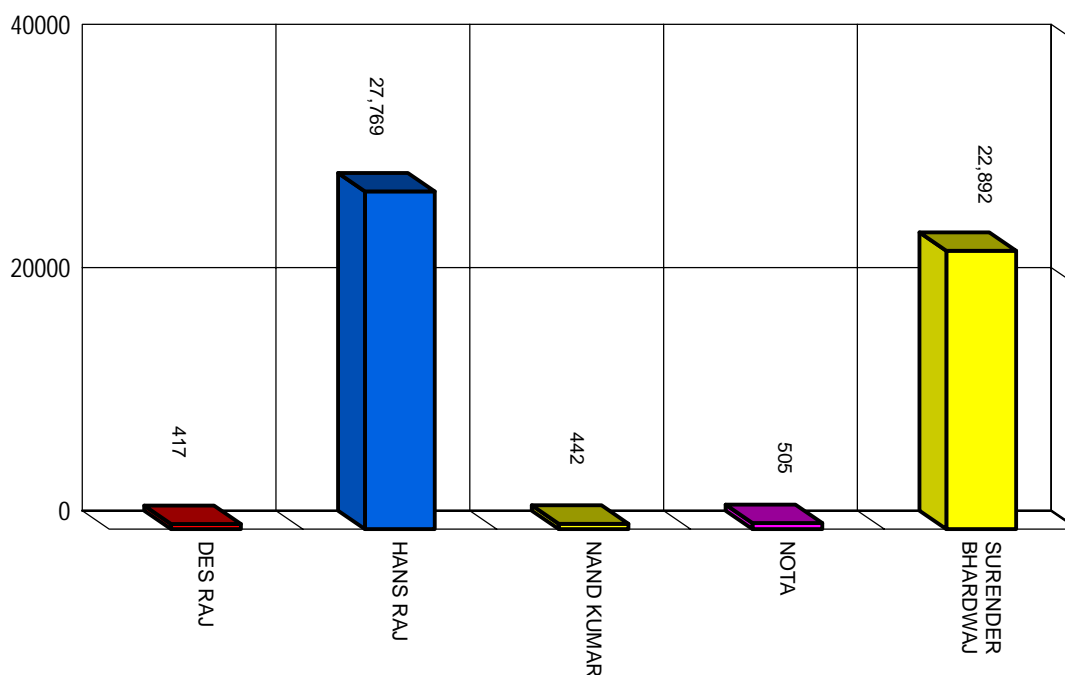
8. Detailed Result

Sl. No.	Name of Candidate	Sex	Party Affiliation	Total Votes Polled	Percentage of Votes Polled
1	HANS RAJ	M	BJP	28293	52.30%
2	SURENDER BHARDWAJ	M	INC	23349	43.11%
3	NOTA	-	NOTA	505	0.95%
4	NAND KUMAR	M	SP	442	0.83%
5	DES RAJ	M	IND	425	0.79%

9. Final Result

	Party	Candidate's Name	Votes Polled
Winner	BJP	HANS RAJ	28,293
Runner-up	INC	SURENDER BHARDWAJ	23,349
Winning Margin			4,944

Candidate-Wise Performance Chart



2-BHARMOUR (ST)

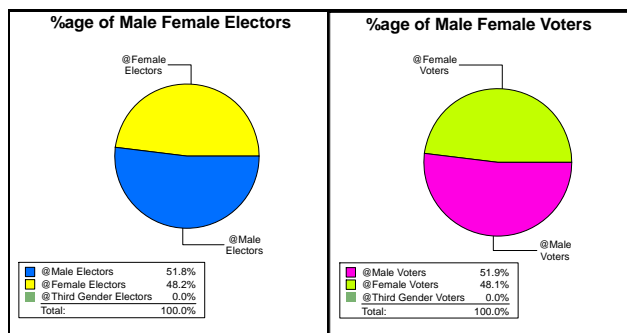
Extent:
Pangi Tehsil, Holi Sub-Tehsil, Bharmour Tehsil, PCs-Mehla, Bakan, Gurad of Panjla KC & Lylh KC of Chamba Tehsil.

1. Detail of Constituency

No. & Name: 2-BHARMOUR
 Type of Constituency (GEN/SC/ST): ST

2. Important Dates:

Date of Poll: 09-11-2017
 Date of Repoll (if any): Nil
 Date of Counting: 18-12-2017
 Date of Declaration of Result: 18-12-2017



3. Data about Polling Stations

No. of Polling Stations				Average No. of Electors per Polling Station	Average No. of Voters per Polling Station
Critical	Vulnerable	Ordinary	Total		
22	0	120	142	503	366

4. Data about Candidates

No. of Nominations Filed:
 No. of Nominations Rejected:
 No. of Withdrawals:
 No. of Contesting Candidates:
 No. of Candidates who forfeited their Deposits:

Men	Women	Third Gender	Total
6	0	0	6
0	0	0	0
2	0	0	2
4	0	0	4
2	0	0	2

5. Detail of Electors

General				Service				Total			
Male	Female	Third Gender	Total	Male	Female	Third Gender	Total	Male	Female	Third Gender	Total
36,856	34,381	0	71,237	137	0	0	137	36,993	34,381	0	71,374

6. Break-up of Total Voters

Type	Men	Women	Third Gender	Total
General	26,679	24,710	0	51,389
Postal				537
Total	26,679	24,710	0	51,926
%age of Total Female Voters who came out to vote:				71.87

7. Name of the Contesting Candidates and their detail

Sl. No.	Name of Candidate	Sex	Party Affiliation	Symbol Allotted	Final Result
1	JIA LAL	M	BJP	LOTUS	Winner
2	THAKUR SINGH BHARMOURI	M	INC	HAND	Runner-up
3	LALIT THAKUR	M	IND	TELEVISION	Lost
4	JANAM SINGH	M	IND	SEWING MACHINE	Lost
5	NOTA	-	NOTA	NONE OF THE ABOVE	Lost

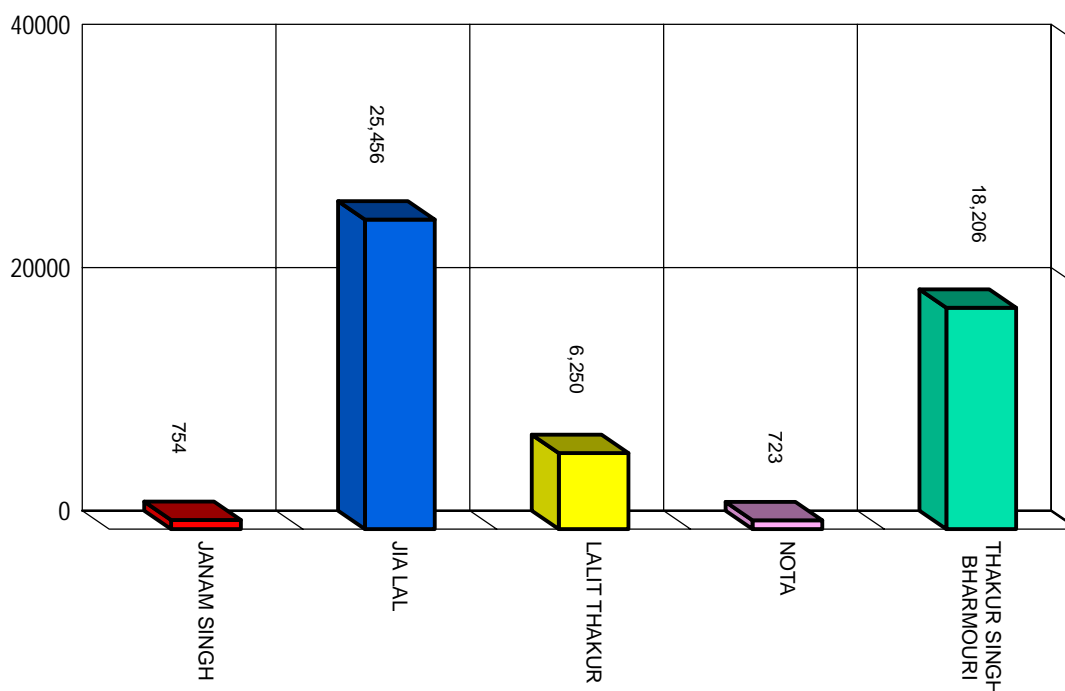
8. Detailed Result

Sl. No.	Name of Candidate	Sex	Party Affiliation	Total Votes Polled	Percentage of Votes Polled
1	JIA LAL	M	BJP	25744	49.02%
2	THAKUR SINGH BHARMOURI	M	INC	18395	35.06%
3	LALIT THAKUR	M	IND	6255	12.04%
4	JANAM SINGH	M	IND	769	1.45%
5	NOTA	-	NOTA	723	1.39%

9. Final Result

	Party	Candidate's Name	Votes Polled
Winner	BJP	JIA LAL	25,744
Runner-up	INC	THAKUR SINGH BHARMOURI	18,395
Winning Margin			7,349

Candidate-Wise Performance Chart



3-CHAMBA

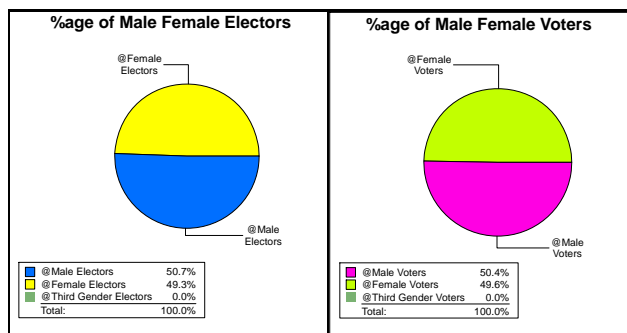
Extent:
KCs-Sach, Gudiyal, PCs-Uteep, Luddu, Rajera, Janghi of KC-Panjla & Chamba Municipal Council of Chamba Tehsil.

1. Detail of Constituency

No. & Name: 3-CHAMBA
 Type of Constituency (GEN/SC/ST): GEN

2. Important Dates:

Date of Poll: 09-11-2017
 Date of Repoll (if any): Nil
 Date of Counting: 18-12-2017
 Date of Declaration of Result: 18-12-2017



3. Data about Polling Stations

No. of Polling Stations				Average No. of Electors per Polling Station	Average No. of Voters per Polling Station
Critical	Vulnerable	Ordinary	Total		
33	1	84	118	638	461

4. Data about Candidates

No. of Nominations Filed:
 No. of Nominations Rejected:
 No. of Withdrawals:
 No. of Contesting Candidates:
 No. of Candidates who forfeited their Deposits:

Men	Women	Third Gender	Total
6	1	0	7
1	1	0	2
0	0	0	0
5	0	0	5
3	0	0	3

5. Detail of Electors

General				Service				Total			
Male	Female	Third Gender	Total	Male	Female	Third Gender	Total	Male	Female	Third Gender	Total
37,983	37,142	1	75,126	163	0	0	163	38,146	37,142	1	75,289

6. Break-up of Total Voters

Type	Men	Women	Third Gender	Total
General	26,821	26,435	0	53,256
Postal				1,098
Total	26,821	26,435	0	54,354
%age of Total Female Voters who came out to vote:				71.17

7. Name of the Contesting Candidates and their detail

Sl. No.	Name of Candidate	Sex	Party Affiliation	Symbol Allotted	Final Result
1	PAWAN NAYYAR	M	BJP	LOTUS	Winner
2	NEERAJ NAYAR	M	INC	HAND	Runner-up
3	DR. D. K. SONI	M	IND	DIAMOND	Lost
4	BAL KRISHAN CHAUHAN	M	IND	TRACTOR CHALATA KISAN	Lost
5	PARAS RAM BHARDWAJ	M	BSP	ELEPHANT	Lost
6	NOTA	-	NOTA	NONE OF THE ABOVE	Lost

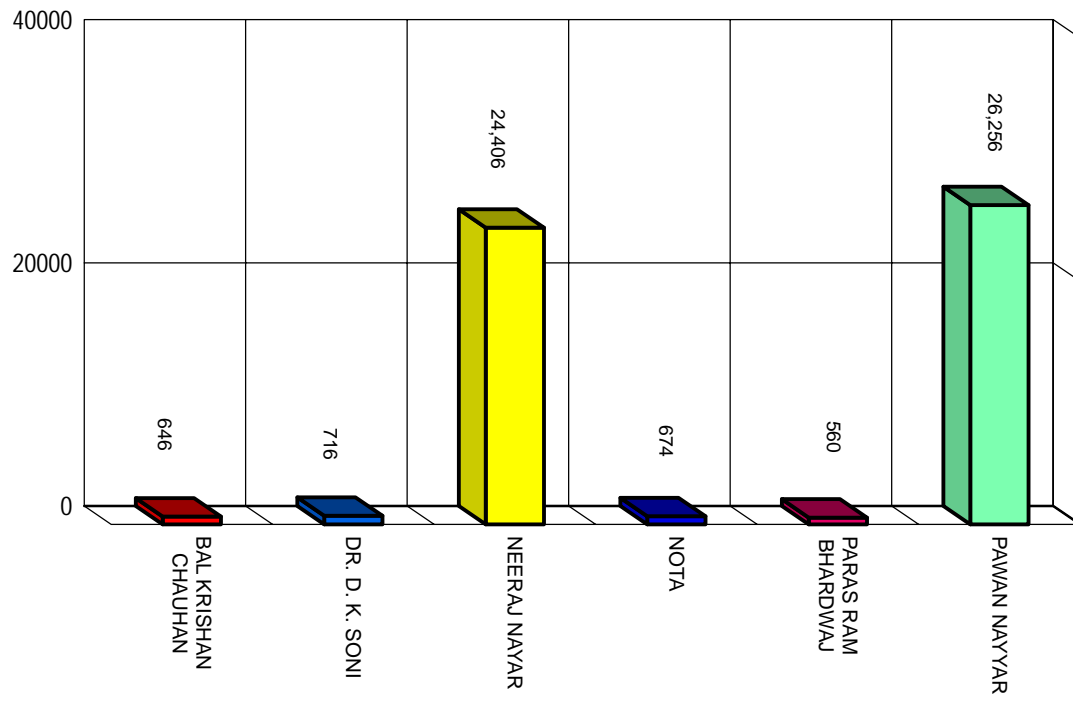
8. Detailed Result

Sl. No.	Name of Candidate	Sex	Party Affiliation	Total Votes Polled	Percentage of Votes Polled
1	PAWAN NAYYAR	M	BJP	26763	48.31%
2	NEERAJ NAYAR	M	INC	24884	44.90%
3	DR. D. K. SONI	M	IND	725	1.32%
4	NOTA	-	NOTA	674	1.24%
5	BAL KRISHAN CHAUHAN	M	IND	649	1.19%
6	PARAS RAM BHARDWAJ	M	BSP	562	1.03%

9. Final Result

	Party	Candidate's Name	Votes Polled
Winner	BJP	PAWAN NAYYAR	26,763
Runner-up	INC	NEERAJ NAYAR	24,884
Winning Margin			1,879

Candidate-Wise Performance Chart



4-DALHOUSIE

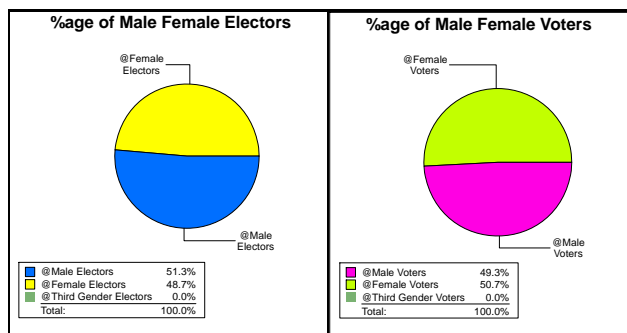
Extent:
Salooni Tehsil, Bhalei Sub-Tehsil, PCs-Sherpur, Manola, Bhatoli, Rulyani, Bathri, Dalhousie, Banikhet of Banikhet KC, Dalhousie Municipal Council & Dalhousie Cantonment Board of Dalhousie Tehsil.

1. Detail of Constituency

No. & Name: 4-DALHOUSIE
 Type of Constituency (GEN/SC/ST): GEN

2. Important Dates:

Date of Poll: 09-11-2017
 Date of Repoll (if any): Nil
 Date of Counting: 18-12-2017
 Date of Declaration of Result: 18-12-2017



3. Data about Polling Stations

No. of Polling Stations				Average No. of Electors per Polling Station	Average No. of Voters per Polling Station
Critical	Vulnerable	Ordinary	Total		
15	14	79	108	617	460

4. Data about Candidates

No. of Nominations Filed:
 No. of Nominations Rejected:
 No. of Withdrawals:
 No. of Contesting Candidates:
 No. of Candidates who forfeited their Deposits:

Men	Women	Third Gender	Total
4	1	0	5
1	0	0	1
0	0	0	0
3	1	0	4
2	0	0	2

5. Detail of Electors

General				Service				Total			
Male	Female	Third Gender	Total	Male	Female	Third Gender	Total	Male	Female	Third Gender	Total
33,956	32,483	0	66,439	230	0	0	230	34,186	32,483	0	66,669

6. Break-up of Total Voters

Type	Men	Women	Third Gender	Total
General	24,075	24,761	0	48,836
Postal				858
Total	24,075	24,761	0	49,694
%age of Total Female Voters who came out to vote:				76.23

7. Name of the Contesting Candidates and their detail

Sl. No.	Name of Candidate	Sex	Party Affiliation	Symbol Allotted	Final Result
1	ASHA KUMARI	F	INC	HAND	Winner
2	D. S. THAKUR	M	BJP	LOTUS	Runner-up
3	DHIAN SINGH	M	CPI	EARS OF CORN AND SICKLE	Lost
4	VIRENDER SHARMA	M	RADM	PEN NIB WITH SEVEN RAYS	Lost
5	NOTA	-	NOTA	NONE OF THE ABOVE	Lost

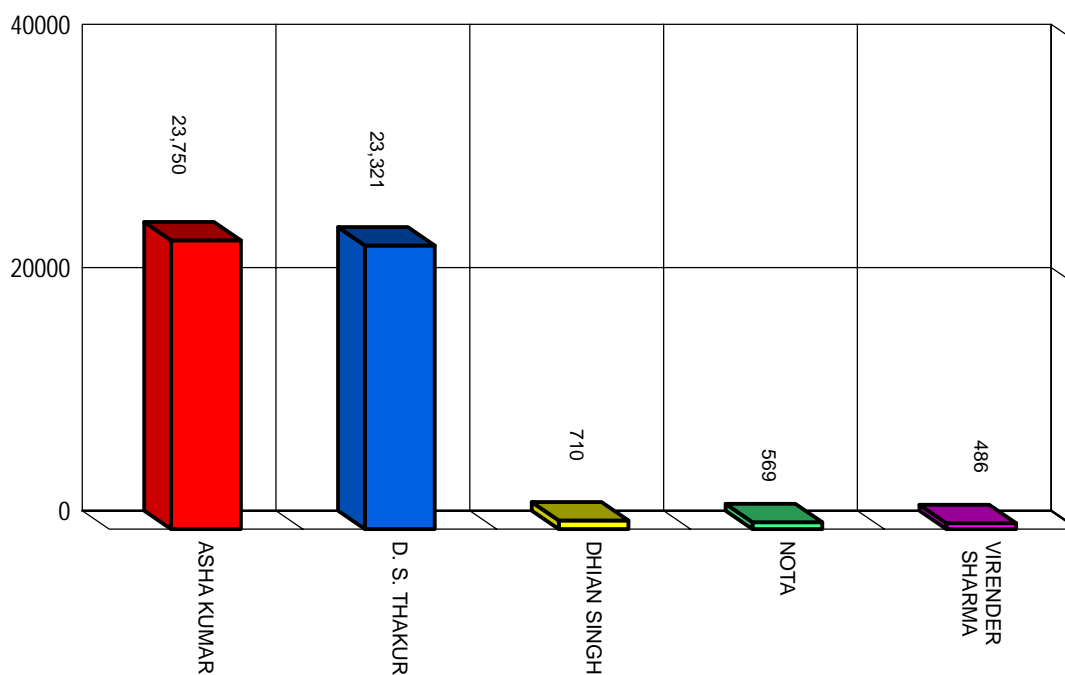
8. Detailed Result

Sl. No.	Name of Candidate	Sex	Party Affiliation	Total Votes Polled	Percentage of Votes Polled
1	ASHA KUMARI	F	INC	24224	47.79%
2	D. S. THAKUR	M	BJP	23668	46.93%
3	DHIAN SINGH	M	CPI	720	1.43%
4	NOTA	-	NOTA	569	1.15%
5	VIRENDER SHARMA	M	RADM	487	0.98%

9. Final Result

	Party	Candidate's Name	Votes Polled
Winner	INC	ASHA KUMARI	24,224
Runner-up	BJP	D. S. THAKUR	23,668
Winning Margin			556

Candidate-Wise Performance Chart



5-BHATTIYAT

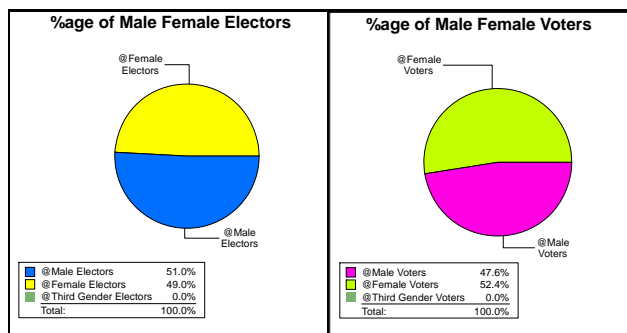
Extent:
Bhattiyat Tehsil, Sihunta Sub-Tehsil, PCs-Mail, Baily, Jiyunta, Balera, Dramman, Dhalog, Chuhan, Nagali & Samteu of Banikhet KC of Dalhousie Tehsil.

1. Detail of Constituency

No. & Name: 5-BHATTIYAT
 Type of Constituency (GEN/SC/ST): GEN

2. Important Dates:

Date of Poll: 09-11-2017
 Date of Repoll (if any): Nil
 Date of Counting: 18-12-2017
 Date of Declaration of Result: 18-12-2017



3. Data about Polling Stations

No. of Polling Stations				Average No. of Electors per Polling Station	Average No. of Voters per Polling Station
Critical	Vulnerable	Ordinary	Total		
16	2	98	116	617	460

4. Data about Candidates

No. of Nominations Filed:
 No. of Nominations Rejected:
 No. of Withdrawals:
 No. of Contesting Candidates:
 No. of Candidates who forfeited their Deposits:

Men	Women	Third Gender	Total
5	0	0	5
0	0	0	0
1	0	0	1
4	0	0	4
2	0	0	2

5. Detail of Electors

General				Service				Total			
Male	Female	Third Gender	Total	Male	Female	Third Gender	Total	Male	Female	Third Gender	Total
35,657	35,083	0	70,740	804	1	0	805	36,461	35,084	0	71,545

6. Break-up of Total Voters

Type	Men	Women	Third Gender	Total
General	24,698	27,169	0	51,867
Postal				1,451
Total	24,698	27,169	0	53,318
%age of Total Female Voters who came out to vote:				77.44

7. Name of the Contesting Candidates and their detail

Sl. No.	Name of Candidate	Sex	Party Affiliation	Symbol Allotted	Final Result
1	BIKRAM SINGH JARYAL	M	BJP	LOTUS	Winner
2	KULDEEP SINGH PATHANIA	M	INC	HAND	Runner-up
3	RAHUL RANPATIA	M	IND	DIAMOND	Lost
4	NAGESH KUMAR	M	IND	HAT	Lost
5	NOTA	-	NOTA	NONE OF THE ABOVE	Lost

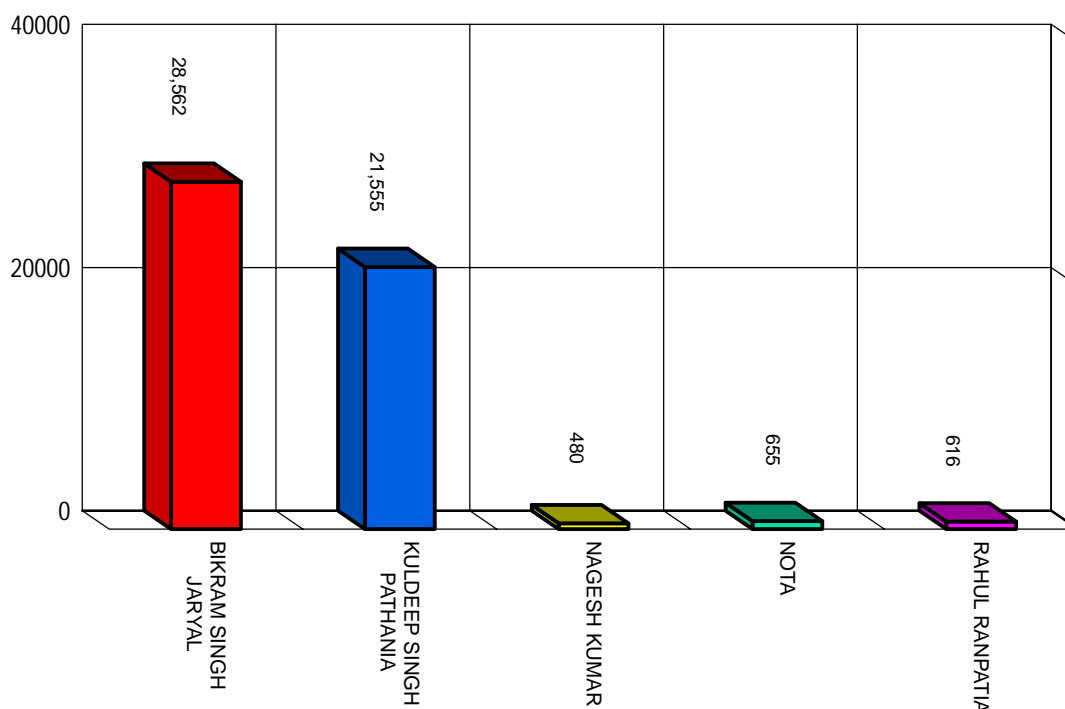
8. Detailed Result

Sl. No.	Name of Candidate	Sex	Party Affiliation	Total Votes Polled	Percentage of Votes Polled
1	BIKRAM SINGH JARYAL	M	BJP	29119	53.57%
2	KULDEEP SINGH PATHANIA	M	INC	22234	40.43%
3	NOTA	-	NOTA	655	1.23%
4	RAHUL RANPATIA	M	IND	624	1.16%
5	NAGESH KUMAR	M	IND	485	0.90%

9. Final Result

	Party	Candidate's Name	Votes Polled
Winner	BJP	BIKRAM SINGH JARYAL	29,119
Runner-up	INC	KULDEEP SINGH PATHANIA	22,234
Winning Margin			6,885

Candidate-Wise Performance Chart



6-NURPUR

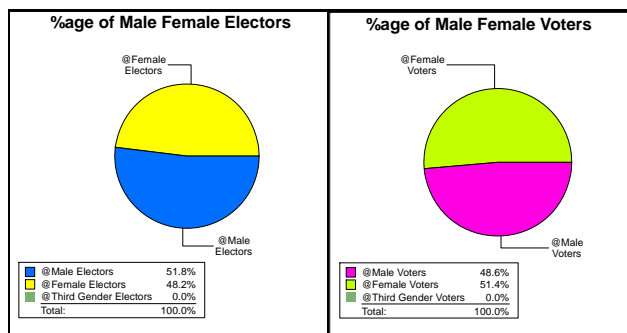
Extent:
KCs-Nurpur, Sadwan, PCs-Kherian, Mijhgran, Bhadwar, Jaunta of Kotla KC, PCs-Sukhaar, Aghar of Gangath KC & Nurpur Municipal Council of Nurpur Tehsil.

1. Detail of Constituency

No. & Name: 6-NURPUR
 Type of Constituency (GEN/SC/ST): GEN

2. Important Dates:

Date of Poll: 09-11-2017
 Date of Repoll (if any): Nil
 Date of Counting: 18-12-2017
 Date of Declaration of Result: 18-12-2017



3. Data about Polling Stations

No. of Polling Stations				Average No. of Electors per Polling Station	Average No. of Voters per Polling Station
Critical	Vulnerable	Ordinary	Total		
37	7	66	110	755	583

4. Data about Candidates

No. of Nominations Filed:
 No. of Nominations Rejected:
 No. of Withdrawals:
 No. of Contesting Candidates:
 No. of Candidates who forfeited their Deposits:

Men	Women	Third Gender	Total
3	0	0	3
0	0	0	0
0	0	0	0
3	0	0	3
1	0	0	1

5. Detail of Electors

General				Service				Total			
Male	Female	Third Gender	Total	Male	Female	Third Gender	Total	Male	Female	Third Gender	Total
42,243	40,017	0	82,260	837	2	0	839	43,080	40,019	0	83,099

6. Break-up of Total Voters

Type	Men	Women	Third Gender	Total
General	30,758	32,528	0	63,286
Postal				894
Total	30,758	32,528	0	64,180
%age of Total Female Voters who came out to vote:				81.28

7. Name of the Contesting Candidates and their detail

Sl. No.	Name of Candidate	Sex	Party Affiliation	Symbol Allotted	Final Result
1	RAKESH PATHANIA	M	BJP	LOTUS	Winner
2	AJAY MAHAJAN	M	INC	HAND	Runner-up
3	HARNAM SINGH	M	BSP	ELEPHANT	Lost
4	NOTA	-	NOTA	NONE OF THE ABOVE	Lost

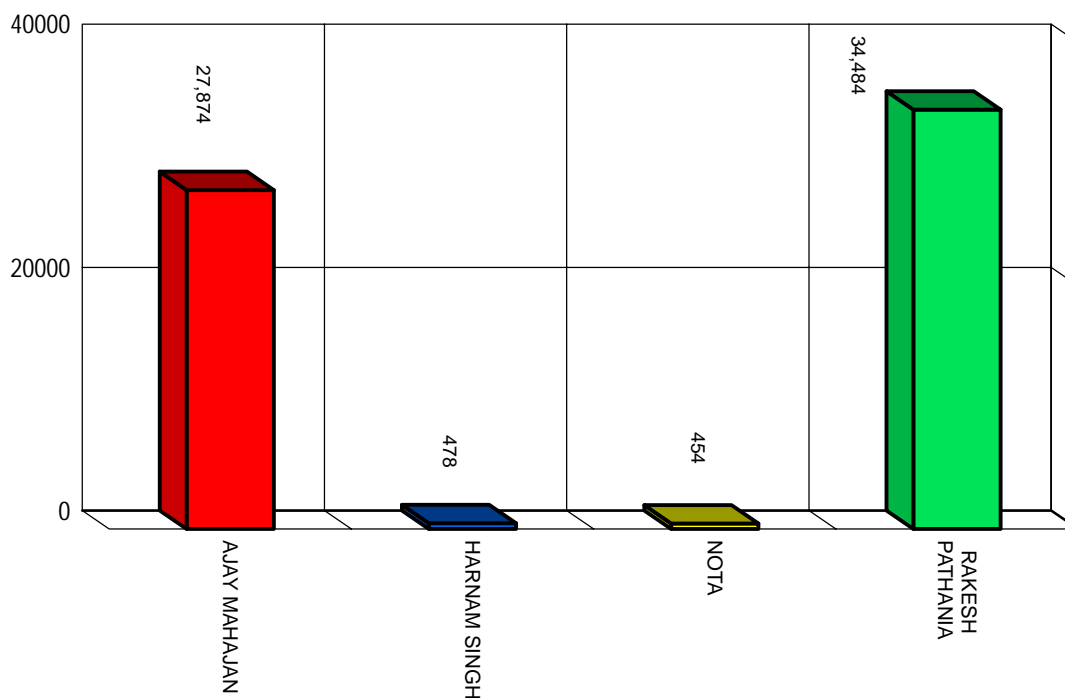
8. Detailed Result

Sl. No.	Name of Candidate	Sex	Party Affiliation	Total Votes Polled	Percentage of Votes Polled
1	RAKESH PATHANIA	M	BJP	34871	53.73%
2	AJAY MAHAJAN	M	INC	28229	43.43%
3	HARNAM SINGH	M	BSP	484	0.74%
4	NOTA	-	NOTA	454	0.71%

9. Final Result

	Party	Candidate's Name	Votes Polled
Winner	BJP	RAKESH PATHANIA	34,871
Runner-up	INC	AJAY MAHAJAN	28,229
Winning Margin			6,642

Candidate-Wise Performance Chart



7-INDORA (SC)

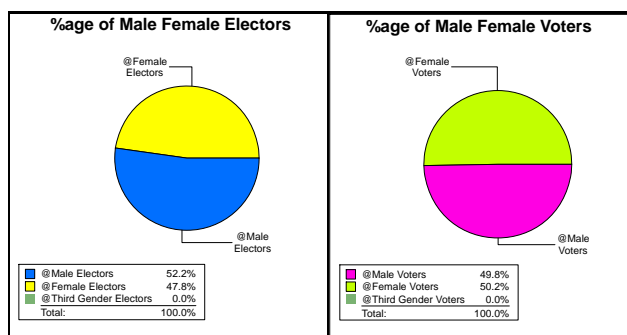
Extent:
Indora Tehsil, PCs-Gadwal, Ghodan, Sohada, Bhanudi, Gangath, Lodhwan, Daikwan & Charod of Gangath KC of Nurpur Tehsil.

1. Detail of Constituency

No. & Name: 7-INDORA
 Type of Constituency (GEN/SC/ST): SC

2. Important Dates:

Date of Poll: 09-11-2017
 Date of Repoll (if any): Nil
 Date of Counting: 18-12-2017
 Date of Declaration of Result: 18-12-2017



3. Data about Polling Stations

No. of Polling Stations				Average No. of Electors per Polling Station	Average No. of Voters per Polling Station
Critical	Vulnerable	Ordinary	Total		
31	20	53	104	795	576

4. Data about Candidates

No. of Nominations Filed:
 No. of Nominations Rejected:
 No. of Withdrawals:
 No. of Contesting Candidates:
 No. of Candidates who forfeited their Deposits:

Men	Women	Third Gender	Total
5	4	0	9
0	2	0	2
0	1	0	1
5	1	0	6
4	0	0	4

5. Detail of Electors

General				Service				Total			
Male	Female	Third Gender	Total	Male	Female	Third Gender	Total	Male	Female	Third Gender	Total
42,380	39,496	0	81,876	760	2	0	762	43,140	39,498	0	82,638

6. Break-up of Total Voters

Type	Men	Women	Third Gender	Total
General	29,471	29,679	0	59,150
Postal				795
Total	29,471	29,679	0	59,945
%age of Total Female Voters who came out to vote:				75.14

7. Name of the Contesting Candidates and their detail

Sl. No.	Name of Candidate	Sex	Party Affiliation	Symbol Allotted	Final Result
1	REETA DEVI	F	BJP	LOTUS	Winner
2	KAMAL KISHORE	M	INC	HAND	Runner-up
3	SUSHIL KUMAR	M	BSP	ELEPHANT	Lost
4	LAXMAN DASS	M	IND	FLUTE	Lost
5	BALWANT SINGH	M	IND	BAT	Lost
6	TILAK RAJ	M	IND	TRACTOR CHALATA KISAN	Lost
7	NOTA	-	NOTA	NONE OF THE ABOVE	Lost

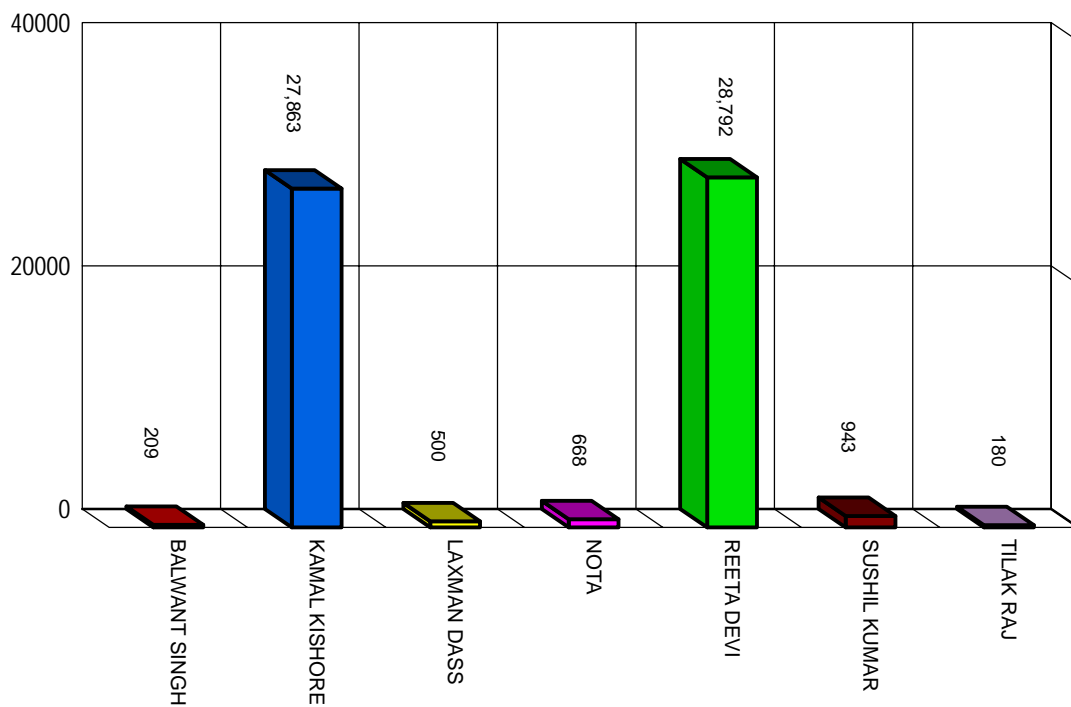
8. Detailed Result

Sl. No.	Name of Candidate	Sex	Party Affiliation	Total Votes Polled	Percentage of Votes Polled
1	REETA DEVI	F	BJP	29213	48.03%
2	KAMAL KISHORE	M	INC	28118	46.48%
3	SUSHIL KUMAR	M	BSP	952	1.57%
4	NOTA	-	NOTA	668	1.11%
5	LAXMAN DASS	M	IND	502	0.83%
6	BALWANT SINGH	M	IND	217	0.35%
7	TILAK RAJ	M	IND	188	0.30%

9. Final Result

	Party	Candidate's Name	Votes Polled
Winner	BJP	REETA DEVI	29,213
Runner-up	INC	KAMAL KISHORE	28,118
Winning Margin			1,095

Candidate-Wise Performance Chart



8-FATEHPUR

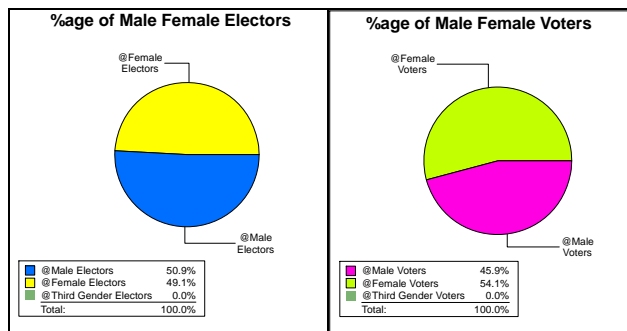
Extent:
Fatehpur Tehsil & KC Raja Ka Talab of Nurpur Tehsil.

1. Detail of Constituency

No. & Name: 8-FATEHPUR
 Type of Constituency (GEN/SC/ST): GEN

2. Important Dates:

Date of Poll: 09-11-2017
 Date of Repoll (if any): Nil
 Date of Counting: 18-12-2017
 Date of Declaration of Result: 18-12-2017



3. Data about Polling Stations

No. of Polling Stations				Average No. of Electors per Polling Station	Average No. of Voters per Polling Station
Critical	Vulnerable	Ordinary	Total		
20	15	69	104	777	564

4. Data about Candidates

No. of Nominations Filed:
 No. of Nominations Rejected:
 No. of Withdrawals:
 No. of Contesting Candidates:
 No. of Candidates who forfeited their Deposits:

Men	Women	Third Gender	Total
10	0	0	10
0	0	0	0
2	0	0	2
8	0	0	8
5	0	0	5

5. Detail of Electors

General				Service				Total			
Male	Female	Third Gender	Total	Male	Female	Third Gender	Total	Male	Female	Third Gender	Total
40,216	39,650	0	79,866	924	3	0	927	41,140	39,653	0	80,793

6. Break-up of Total Voters

Type	Men	Women	Third Gender	Total
General	26,412	31,069	0	57,481
Postal				1,184
Total	26,412	31,069	0	58,665
%age of Total Female Voters who came out to vote:				78.35

7. Name of the Contesting Candidates and their detail

Sl. No.	Name of Candidate	Sex	Party Affiliation	Symbol Allotted	Final Result
1	OM PARKASH	M	BSP	ELEPHANT	Lost
1	SUJAN SINGH PATHANIA	M	INC	HAND	Winner
2	KRIPAL SINGH PARMAR	M	BJP	LOTUS	Runner-up
3	BALDEV THAKUR	M	IND	AIR CONDITIONER	Lost
4	RASAL SINGH	M	LOGAP	CANDLES	Lost
5	DR. ASHOK KUMAR SOMAL	M	IND	PRESSURE COOKER	Lost
6	DR. RAJAN SUSHANT	M	IND	SEWING MACHINE	Lost
8	BIDHI CHAND SHARMA	M	IND	GAS CYLINDER	Lost
9	NOTA	-	NOTA	NONE OF THE ABOVE	Lost

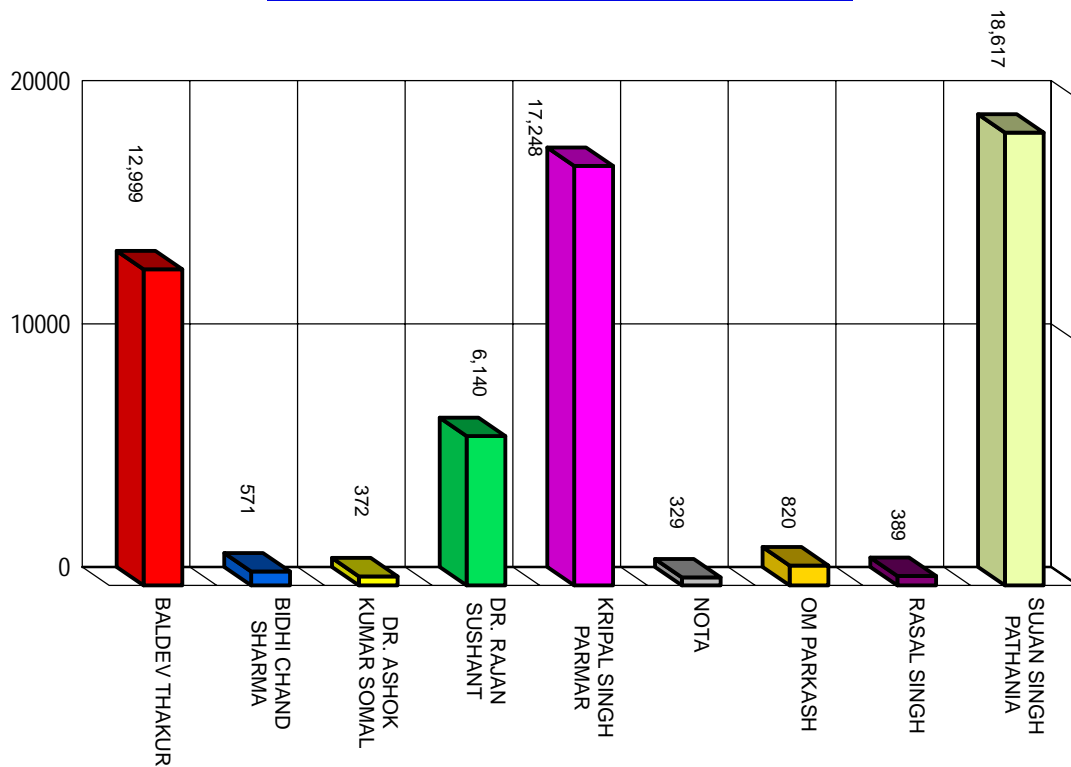
8. Detailed Result

Sl. No.	Name of Candidate	Sex	Party Affiliation	Total Votes Polled	Percentage of Votes Polled
1	SUJAN SINGH PATHANIA	M	INC	18962	31.73%
2	KRIPAL SINGH PARMAR	M	BJP	17678	29.40%
3	BALDEV THAKUR	M	IND	13090	22.16%
4	DR. RAJAN SUSHANT	M	IND	6205	10.47%
5	OM PARKASH	M	BSP	830	1.40%
6	BIDHI CHAND SHARMA	M	IND	580	0.97%
7	RASAL SINGH	M	LOGAP	392	0.66%
8	DR. ASHOK KUMAR SOMAL	M	IND	375	0.63%
9	NOTA	-	NOTA	329	0.56%

9. Final Result

	Party	Candidate's Name	Votes Polled
Winner	INC	SUJAN SINGH PATHANIA	18,962
Runner-up	BJP	KRIPAL SINGH PARMAR	17,678
Winning Margin			1,284

Candidate-Wise Performance Chart



9-JAWALI

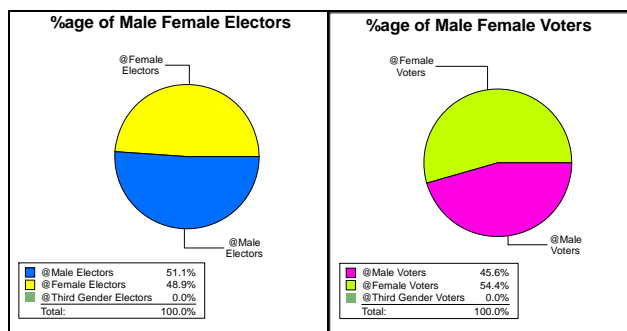
Extent:
Jawali Tehsil.

1. Detail of Constituency

No. & Name: 9-JAWALI
 Type of Constituency (GEN/SC/ST): GEN

2. Important Dates:

Date of Poll: 09-11-2017
 Date of Repoll (if any): Nil
 Date of Counting: 18-12-2017
 Date of Declaration of Result: 18-12-2017



3. Data about Polling Stations

No. of Polling Stations				Average No. of Electors per Polling Station	Average No. of Voters per Polling Station
Critical	Vulnerable	Ordinary	Total		
27	19	69	115	785	589

4. Data about Candidates

No. of Nominations Filed:
 No. of Nominations Rejected:
 No. of Withdrawals:
 No. of Contesting Candidates:
 No. of Candidates who forfeited their Deposits:

Men	Women	Third Gender	Total
5	1	0	6
0	0	0	0
0	0	0	0
5	1	0	6
3	1	0	4

5. Detail of Electors

General				Service				Total			
Male	Female	Third Gender	Total	Male	Female	Third Gender	Total	Male	Female	Third Gender	Total
45,063	44,160	0	89,223	1,083	1	0	1,084	46,146	44,161	0	90,307

6. Break-up of Total Voters

Type	Men	Women	Third Gender	Total
General	30,217	36,051	0	66,268
Postal				1,459
Total	30,217	36,051	0	67,277
%age of Total Female Voters who came out to vote:				81.64

7. Name of the Contesting Candidates and their detail

Sl. No.	Name of Candidate	Sex	Party Affiliation	Symbol Allotted	Final Result
1	ARJUN SINGH	M	BJP	LOTUS	Winner
2	CHANDER KUMAR	M	INC	HAND	Runner-up
3	RAKESH KUMAR	M	IND	GAS CYLINDER	Lost
4	RUSTAM SINGH	M	CPI	EARS OF CORN AND SICKLE	Lost
5	MANJANA DEVI	F	BSP	ELEPHANT	Lost
6	HARBANS LAL DHIMAN	M	NED	BAT	Lost
7	NOTA	-	NOTA	NONE OF THE ABOVE	Lost

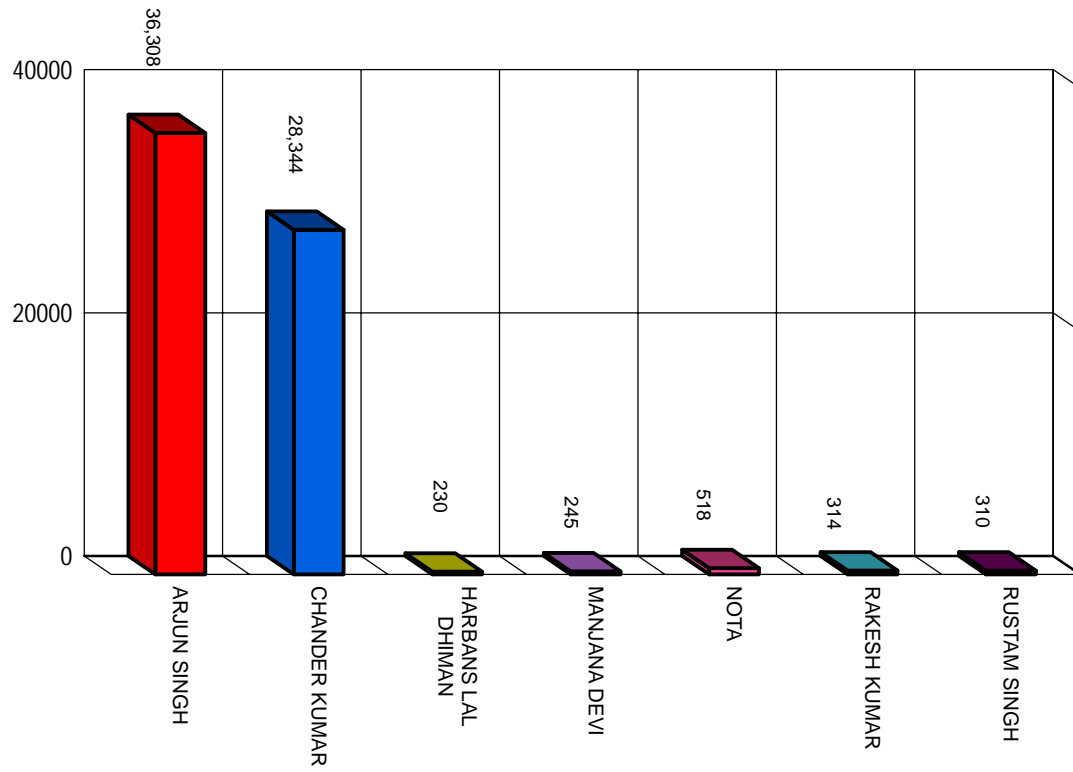
8. Detailed Result

Sl. No.	Name of Candidate	Sex	Party Affiliation	Total Votes Polled	Percentage of Votes Polled
1	ARJUN SINGH	M	BJP	36999	53.61%
2	CHANDER KUMAR	M	INC	28786	41.85%
3	NOTA	-	NOTA	518	0.76%
4	RAKESH KUMAR	M	IND	315	0.46%
5	RUSTAM SINGH	M	CPI	314	0.46%
6	MANJANA DEVI	F	BSP	266	0.36%
7	HARBANS LAL DHIMAN	M	NED	236	0.34%

9. Final Result

	Party	Candidate's Name	Votes Polled
Winner	BJP	ARJUN SINGH	36,999
Runner-up	INC	CHANDER KUMAR	28,786
Winning Margin			8,213

Candidate-Wise Performance Chart



10-DEHRA

Extent:

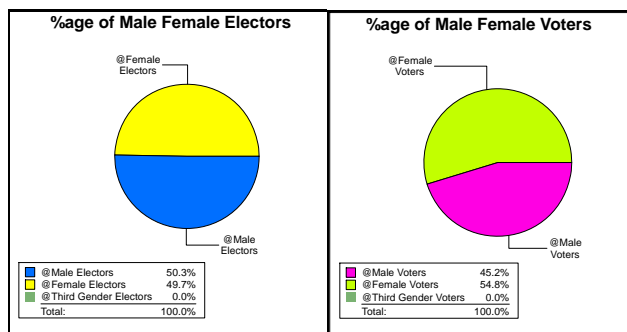
KC Haripur, PCs-Amb, Dehra, Paisa, Muhal, Dhawala, Kundali, Paloti & Barota of Dehra KC, Dehra Nagar Panchayat, PCs Sunehat, Bara, Naleti, Bharoon, Har, Dhalliara & Bihan of Dhalliara KC, PCs Badhal, Gheori, Beh & Chanor of Badhal KC of Dehra Tehsil.

1. Detail of Constituency

No. & Name: 10-DEHRA
 Type of Constituency (GEN/SC/ST): GEN

2. Important Dates:

Date of Poll: 09-11-2017
 Date of Repoll (if any): Nil
 Date of Counting: 18-12-2017
 Date of Declaration of Result: 18-12-2017



3. Data about Polling Stations

No. of Polling Stations				Average No. of Electors per Polling Station	Average No. of Voters per Polling Station
Critical	Vulnerable	Ordinary	Total		
24	9	65	98	781	560

4. Data about Candidates

No. of Nominations Filed:
 No. of Nominations Rejected:
 No. of Withdrawals:
 No. of Contesting Candidates:
 No. of Candidates who forfeited their Deposits:

Men	Women	Third Gender	Total
6	1	0	7
0	0	0	0
1	0	0	1
5	1	0	6
3	1	0	4

5. Detail of Electors

General				Service				Total			
Male	Female	Third Gender	Total	Male	Female	Third Gender	Total	Male	Female	Third Gender	Total
37,459	38,034	0	75,493	1,027	2	0	1,029	38,486	38,036	0	76,522

6. Break-up of Total Voters

Type	Men	Women	Third Gender	Total
General	24,303	29,406	0	53,709
Postal				1,149
Total	24,303	29,406	0	54,858
%age of Total Female Voters who came out to vote:				77.31

7. Name of the Contesting Candidates and their detail

Sl. No.	Name of Candidate	Sex	Party Affiliation	Symbol Allotted	Final Result
1	RAVINDER SINGH RAVI	M	BJP	LOTUS	Runner-up
1	HOSHYAR SINGH	M	IND	DIAMOND	Winner
2	VIPLOVE THAKUR	F	INC	HAND	Lost
3	VIPAN CHAND	M	BSP	ELEPHANT	Lost
4	MANOHAR LAL SHARMA	M	BHLJVP	BOAT WITH MAN AND SAIL	Lost
5	SUDESH CHOUDHARY	M	IND	SEWING MACHINE	Lost
7	NOTA	-	NOTA	NONE OF THE ABOVE	Lost

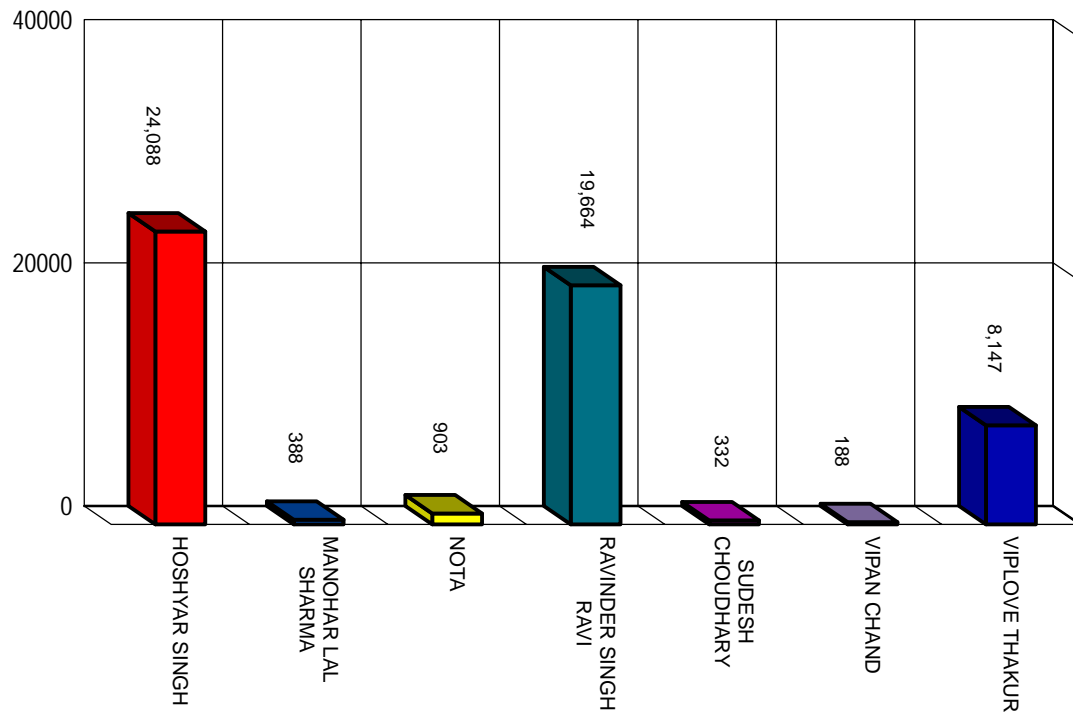
8. Detailed Result

Sl. No.	Name of Candidate	Sex	Party Affiliation	Total Votes Polled	Percentage of Votes Polled
1	HOSHYAR SINGH	M	IND	24206	43.91%
2	RAVINDER SINGH RAVI	M	BJP	20292	35.85%
3	VIPLOVE THAKUR	F	INC	8289	14.85%
4	NOTA	-	NOTA	903	1.65%
5	MANOHAR LAL SHARMA	M	BHLJVP	393	0.71%
6	SUDESH CHOUDHARY	M	IND	337	0.61%
7	VIPAN CHAND	M	BSP	194	0.34%

9. Final Result

	Party	Candidate's Name	Votes Polled
Winner	IND	HOSHYAR SINGH	24,206
Runner-up	BJP	RAVINDER SINGH RAVI	20,292
Winning Margin			3,914

Candidate-Wise Performance Chart



11-JASWAN-PRAGPUR

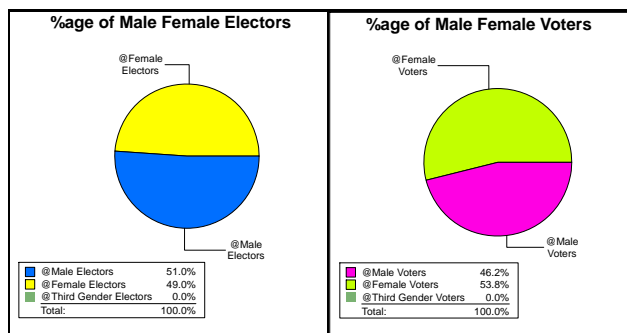
Extent:
Jaswan Tehsil, Rakkar Sub-Tehsil, PCs Pragpur, Baliana, Nalsuha, Garh, Chalali of Dhalliara KC, PCs Karoa, Shamnagar, Jambal & Samnoli of Badhal KC of Dehra Tehsil.

1. Detail of Constituency

No. & Name: 11-JASWAN-PRAGPUR
 Type of Constituency (GEN/SC/ST): GEN

2. Important Dates:

Date of Poll: 09-11-2017
 Date of Repoll (if any): Nil
 Date of Counting: 18-12-2017
 Date of Declaration of Result: 18-12-2017



3. Data about Polling Stations

No. of Polling Stations				Average No. of Electors per Polling Station	Average No. of Voters per Polling Station
Critical	Vulnerable	Ordinary	Total		
20	8	78	106	691	481

4. Data about Candidates

No. of Nominations Filed:
 No. of Nominations Rejected:
 No. of Withdrawals:
 No. of Contesting Candidates:
 No. of Candidates who forfeited their Deposits:

Men	Women	Third Gender	Total
12	0	0	12
1	0	0	1
2	0	0	2
9	0	0	9
7	0	0	7

5. Detail of Electors

General				Service				Total			
Male	Female	Third Gender	Total	Male	Female	Third Gender	Total	Male	Female	Third Gender	Total
36,686	35,873	0	72,559	694	4	0	698	37,380	35,877	0	73,257

6. Break-up of Total Voters

Type	Men	Women	Third Gender	Total
General	23,133	26,984	0	50,117
Postal				913
Total	23,133	26,984	0	51,030
%age of Total Female Voters who came out to vote:				75.21

7. Name of the Contesting Candidates and their detail

Sl. No.	Name of Candidate	Sex	Party Affiliation	Symbol Allotted	Final Result
1	BIKRAM SINGH	M	BJP	LOTUS	Winner
2	SURINDER SINGH MANKOTIA	M	INC	HAND	Runner-up
3	HANS RAJ	M	IND	SEWING MACHINE	Lost
4	GAGAN DEEP PRASHAR	M	IND	DIAMOND	Lost
6	HOSHIAR SINGH	M	BSP	ELEPHANT	Lost
7	ANUP KUMAR	M	IND	BLACK BOARD	Lost
8	AMIT KUMAR	M	IND	BAT	Lost
8	MUJESH KUMAR	M	IND	GAS CYLINDER	Lost
9	OM PRAKASH	M	IND	HARMONIUM	Lost
10	NOTA	-	NOTA	NONE OF THE ABOVE	Lost

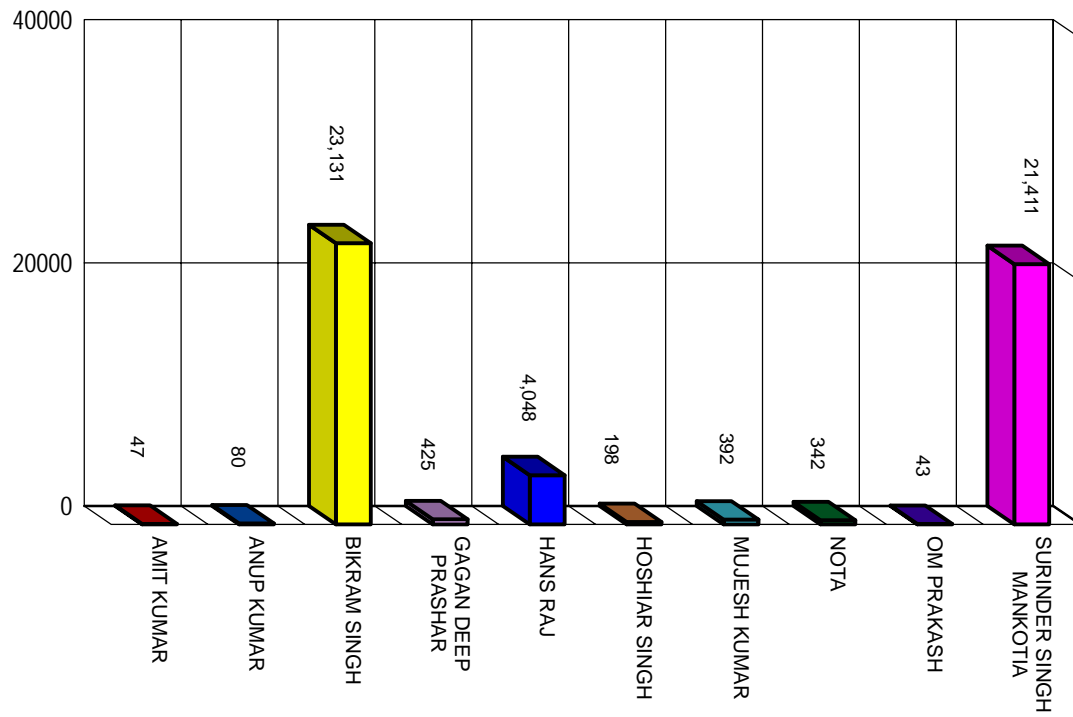
8. Detailed Result

Sl. No.	Name of Candidate	Sex	Party Affiliation	Total Votes Polled	Percentage of Votes Polled
1	BIKRAM SINGH	M	BJP	23583	45.33%
2	SURINDER SINGH MANKOTIA	M	INC	21721	41.96%
3	HANS RAJ	M	IND	4075	7.93%
4	GAGAN DEEP PRASHAR	M	IND	428	0.83%
5	MUJESH KUMAR	M	IND	395	0.77%
6	NOTA	-	NOTA	342	0.67%
7	HOSHIAR SINGH	M	BSP	203	0.39%
8	ANUP KUMAR	M	IND	82	0.16%
9	AMIT KUMAR	M	IND	48	0.09%
10	OM PRAKASH	M	IND	47	0.08%

9. Final Result

	Party	Candidate's Name	Votes Polled
Winner	BJP	BIKRAM SINGH	23,583
Runner-up	INC	SURINDER SINGH MANKOTIA	21,721
Winning Margin			1,862

Candidate-Wise Performance Chart



12-JAWALAMUKHI

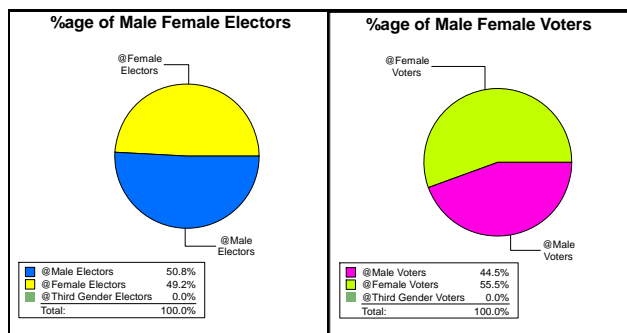
Extent:
Khundian Tehsil, KC Jawalamukhi, Jawalamukhi Nagar Panchayat, PCs Dohag, Gummer, Bandoli & Kathog of Dehra KC of Dehra Tehsil.

1. Detail of Constituency

No. & Name: 12-JAWALAMUKHI
 Type of Constituency (GEN/SC/ST): GEN

2. Important Dates:

Date of Poll: 09-11-2017
 Date of Repoll (if any): Nil
 Date of Counting: 18-12-2017
 Date of Declaration of Result: 18-12-2017



3. Data about Polling Stations

No. of Polling Stations				Average No. of Electors per Polling Station	Average No. of Voters per Polling Station
Critical	Vulnerable	Ordinary	Total		
25	6	61	92	786	584

4. Data about Candidates

No. of Nominations Filed:
 No. of Nominations Rejected:
 No. of Withdrawals:
 No. of Contesting Candidates:
 No. of Candidates who forfeited their Deposits:

Men	Women	Third Gender	Total
4	0	0	4
0	0	0	0
0	0	0	0
4	0	0	4
2	0	0	2

5. Detail of Electors

General				Service				Total			
Male	Female	Third Gender	Total	Male	Female	Third Gender	Total	Male	Female	Third Gender	Total
35,879	35,587	0	71,466	825	1	0	826	36,704	35,588	0	72,292

6. Break-up of Total Voters

Type	Men	Women	Third Gender	Total
General	23,526	29,360	0	52,886
Postal				835
Total	23,526	29,360	0	53,721
%age of Total Female Voters who came out to vote:				82.50

7. Name of the Contesting Candidates and their detail

Sl. No.	Name of Candidate	Sex	Party Affiliation	Symbol Allotted	Final Result
1	RAMESH CHAND DHAWALA	M	BJP	LOTUS	Winner
2	SANJAY RATTAN	M	INC	HAND	Runner-up
3	VIJENDER KUMAR (CHHUNKU)	M	IND	HAT	Lost
4	PRATAP SINGH	M	IND	SEWING MACHINE	Lost
5	NOTA	-	NOTA	NONE OF THE ABOVE	Lost

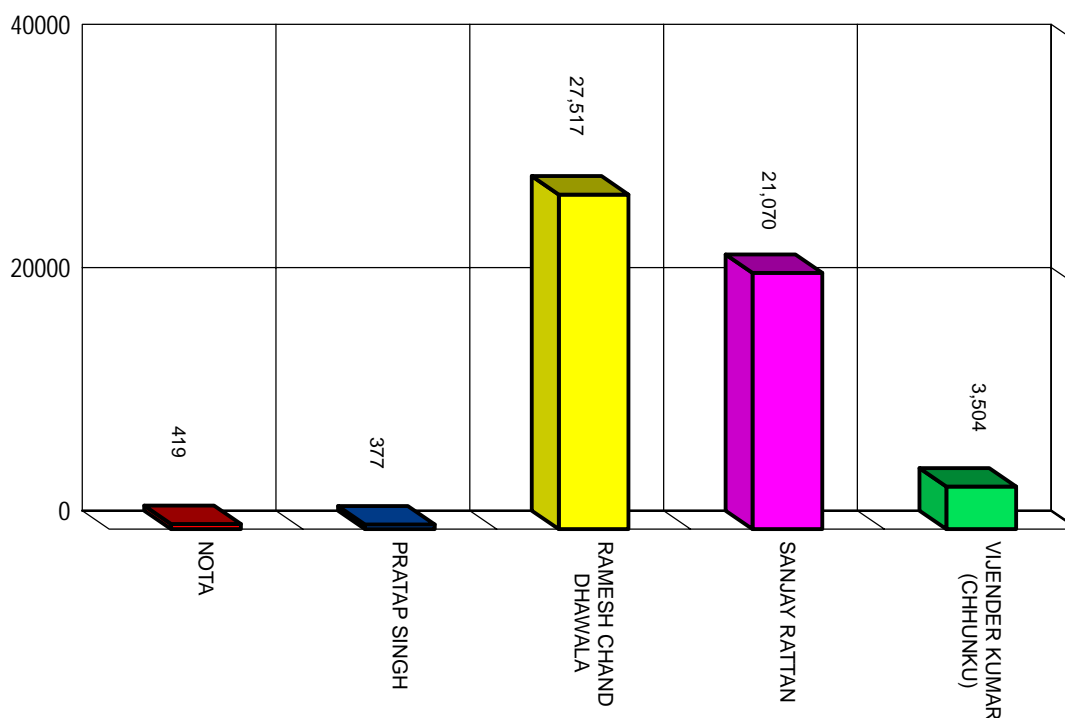
8. Detailed Result

Sl. No.	Name of Candidate	Sex	Party Affiliation	Total Votes Polled	Percentage of Votes Polled
1	RAMESH CHAND DHAWALA	M	BJP	27914	51.22%
2	SANJAY RATTAN	M	INC	21450	39.22%
3	VIJENDER KUMAR (CHHUNKU)	M	IND	3529	6.52%
4	NOTA	-	NOTA	419	0.78%
5	PRATAP SINGH	M	IND	387	0.70%

9. Final Result

	Party	Candidate's Name	Votes Polled
Winner	BJP	RAMESH CHAND DHAWALA	27,914
Runner-up	INC	SANJAY RATTAN	21,450
Winning Margin			6,464

Candidate-Wise Performance Chart



13-JAISINGHPUR (SC)

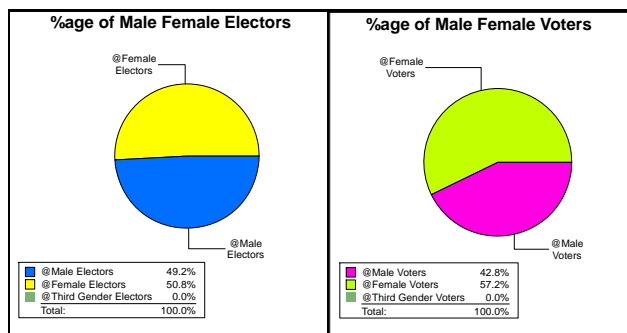
Extent:
Jaisinghpur Tehsil, PCs Salyana, Parnoh, Ram Nagar, Andretta, Kangri,. Bhuana of Panchrukhi KC, PCs Khera Buhla, Jaind & Loharakad of Bhawama KC of Palampur Tehsil.

1. Detail of Constituency

No. & Name: 13-JAISINGHPUR
 Type of Constituency (GEN/SC/ST): SC

2. Important Dates:

Date of Poll: 09-11-2017
 Date of Repoll (if any): Nil
 Date of Counting: 18-12-2017
 Date of Declaration of Result: 18-12-2017



3. Data about Polling Stations

No. of Polling Stations				Average No. of Electors per Polling Station	Average No. of Voters per Polling Station
Critical	Vulnerable	Ordinary	Total		
22	7	82	111	698	456

4. Data about Candidates

No. of Nominations Filed:
 No. of Nominations Rejected:
 No. of Withdrawals:
 No. of Contesting Candidates:
 No. of Candidates who forfeited their Deposits:

Men	Women	Third Gender	Total
6	0	0	6
1	0	0	1
0	0	0	0
5	0	0	5
3	0	0	3

5. Detail of Electors

General				Service				Total			
Male	Female	Third Gender	Total	Male	Female	Third Gender	Total	Male	Female	Third Gender	Total
37,186	39,350	0	76,536	937	4	0	941	38,123	39,354	0	77,477

6. Break-up of Total Voters

Type	Men	Women	Third Gender	Total
General	21,159	28,263	0	49,422
Postal				1,178
Total	21,159	28,263	0	50,600
%age of Total Female Voters who came out to vote:				71.82

7. Name of the Contesting Candidates and their detail

Sl. No.	Name of Candidate	Sex	Party Affiliation	Symbol Allotted	Final Result
1	RAVINDER KUMAR	M	BJP	LOTUS	Winner
2	YADVINDER GOMA	M	INC	HAND	Runner-up
3	KEHAR SINGH	M	BSP	ELEPHANT	Lost
4	MURLIDHAR	M	ALIMRD	ROAD ROLLER	Lost
5	MOHINDER KUMAR	M	IND	SEWING MACHINE	Lost
6	NOTA	-	NOTA	NONE OF THE ABOVE	Lost

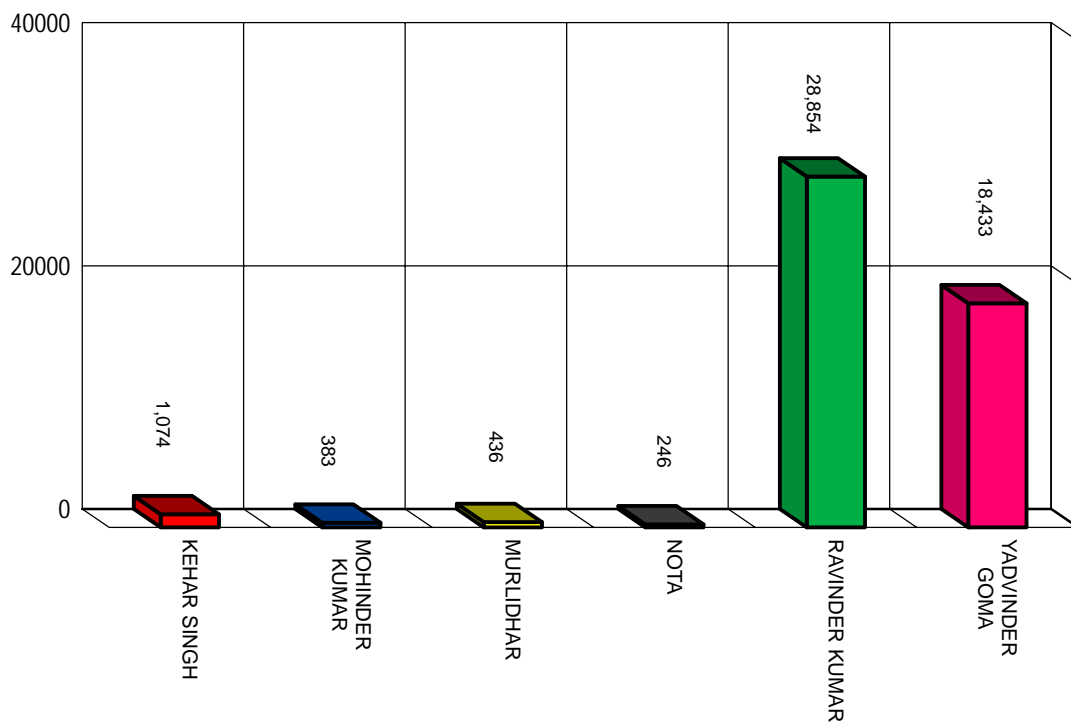
8. Detailed Result

Sl. No.	Name of Candidate	Sex	Party Affiliation	Total Votes Polled	Percentage of Votes Polled
1	RAVINDER KUMAR	M	BJP	29357	57.02%
2	YADVINDER GOMA	M	INC	18647	36.43%
3	KEHAR SINGH	M	BSP	1082	2.12%
4	MURLIDHAR	M	ALIMRD	440	0.86%
5	MOHINDER KUMAR	M	IND	387	0.76%
6	NOTA	-	NOTA	246	0.49%

9. Final Result

	Party	Candidate's Name	Votes Polled
Winner	BJP	RAVINDER KUMAR	29,357
Runner-up	INC	YADVINDER GOMA	18,647
Winning Margin			10,710

Candidate-Wise Performance Chart



14-SULLAH

Extent:

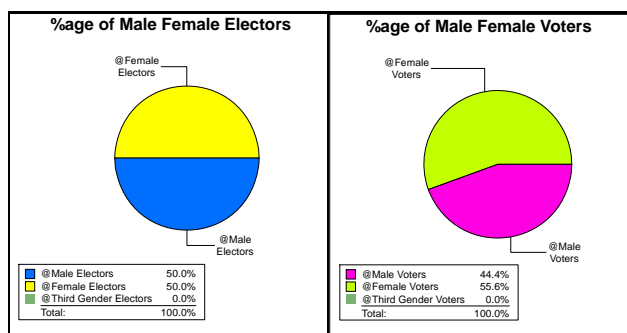
Thural Sub-Tehsil, Dheera Sub-Tehsil, KCs Sulah & Daroh, PCs Bag-Buhla, Kaswa-Punnar, Bhawarna, Thandol, Bhaura, Bari, Khera-Upperla of Bhawarna KC of Palampur Tehsil.

1. Detail of Constituency

No. & Name: 14-SULLAH
 Type of Constituency (GEN/SC/ST): GEN

2. Important Dates:

Date of Poll: 09-11-2017
 Date of Repoll (if any): Nil
 Date of Counting: 18-12-2017
 Date of Declaration of Result: 18-12-2017



3. Data about Polling Stations

No. of Polling Stations				Average No. of Electors per Polling Station	Average No. of Voters per Polling Station
Critical	Vulnerable	Ordinary	Total		
10	6	114	130	740	535

4. Data about Candidates

No. of Nominations Filed:
 No. of Nominations Rejected:
 No. of Withdrawals:
 No. of Contesting Candidates:
 No. of Candidates who forfeited their Deposits:

Men	Women	Third Gender	Total
7	1	0	8
1	0	0	1
0	0	0	0
6	1	0	7
4	1	0	5

5. Detail of Electors

General				Service				Total			
Male	Female	Third Gender	Total	Male	Female	Third Gender	Total	Male	Female	Third Gender	Total
46,956	48,108	0	95,064	1,080	1	0	1,081	48,036	48,109	0	96,145

6. Break-up of Total Voters

Type	Men	Women	Third Gender	Total
General	30,236	37,926	0	68,162
Postal				1,414
Total	30,236	37,926	0	69,576
%age of Total Female Voters who came out to vote:				78.83

7. Name of the Contesting Candidates and their detail

Sl. No.	Name of Candidate	Sex	Party Affiliation	Symbol Allotted	Final Result
1	VIPIN SINGH PARMAR	M	BJP	LOTUS	Winner
2	JAGJIWAN PAUL	M	INC	HAND	Runner-up
3	VISHAL SINGH	M	IND	PRESSURE COOKER	Lost
4	LEKH RAJ	M	IND	GAS CYLINDER	Lost
6	MOHINDER SINGH	M	BSP	ELEPHANT	Lost
6	BIKRAM SINGH RANA	M	IND	SEWING MACHINE	Lost
7	KUMARI VANDNA	F	IND	BAT	Lost
8	NOTA	-	NOTA	NONE OF THE ABOVE	Lost

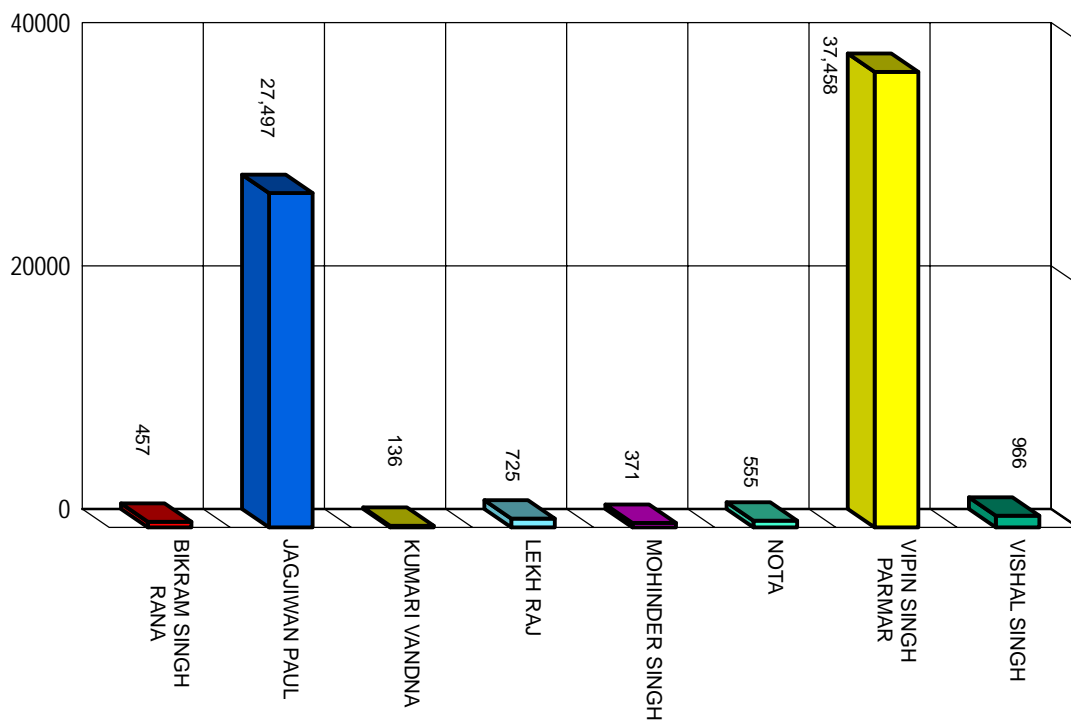
8. Detailed Result

Sl. No.	Name of Candidate	Sex	Party Affiliation	Total Votes Polled	Percentage of Votes Polled
1	VIPIN SINGH PARMAR	M	BJP	38173	53.84%
2	JAGJIWAN PAUL	M	INC	27882	39.52%
3	VISHAL SINGH	M	IND	972	1.39%
4	LEKH RAJ	M	IND	728	1.04%
5	NOTA	-	NOTA	555	0.80%
6	BIKRAM SINGH RANA	M	IND	460	0.66%
7	MOHINDER SINGH	M	BSP	388	0.53%
8	KUMARI VANDNA	F	IND	166	0.20%

9. Final Result

	Party	Candidate's Name	Votes Polled
Winner	BJP	VIPIN SINGH PARMAR	38,173
Runner-up	INC	JAGJIWAN PAUL	27,882
Winning Margin			10,291

Candidate-Wise Performance Chart



15-NAGROTA

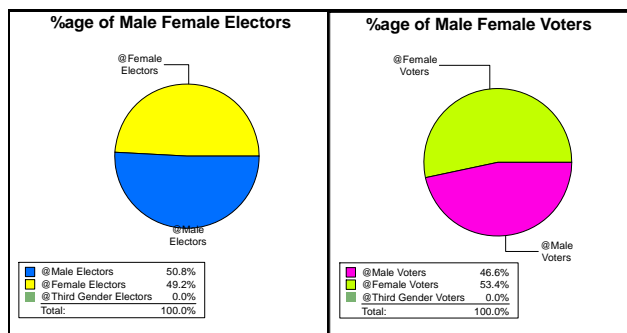
Extent:
Baroh Tehsil, KC Nagrota, PCs Sihund, Dhallun, Raunkhar, Rajyana of Kangra KC & Nagrota Bagwan Nagar Panchayat of Kangra Tehsil.

1. Detail of Constituency

No. & Name: 15-NAGROTA
 Type of Constituency (GEN/SC/ST): GEN

2. Important Dates:

Date of Poll: 09-11-2017
 Date of Repoll (if any): Nil
 Date of Counting: 18-12-2017
 Date of Declaration of Result: 18-12-2017



3. Data about Polling Stations

No. of Polling Stations				Average No. of Electors per Polling Station	Average No. of Voters per Polling Station
Critical	Vulnerable	Ordinary	Total		
8	11	86	105	778	615

4. Data about Candidates

No. of Nominations Filed:
 No. of Nominations Rejected:
 No. of Withdrawals:
 No. of Contesting Candidates:
 No. of Candidates who forfeited their Deposits:

Men	Women	Third Gender	Total
6	2	0	8
1	1	0	2
2	0	0	2
3	1	0	4
1	1	0	2

5. Detail of Electors

General				Service				Total			
Male	Female	Third Gender	Total	Male	Female	Third Gender	Total	Male	Female	Third Gender	Total
40,967	40,215	0	81,182	560	0	0	560	41,527	40,215	0	81,742

6. Break-up of Total Voters

Type	Men	Women	Third Gender	Total
General	29,510	33,844	0	63,354
Postal				1,180
Total	29,510	33,844	0	64,534
%age of Total Female Voters who came out to vote:				84.16

7. Name of the Contesting Candidates and their detail

Sl. No.	Name of Candidate	Sex	Party Affiliation	Symbol Allotted	Final Result
1	ARUN KUMAR	M	BJP	LOTUS	Winner
2	G S BALI	M	INC	HAND	Runner-up
3	NAVNEET	M	IND	LETTER BOX	Lost
4	PINKI DEVI	F	BSP	ELEPHANT	Lost
5	NOTA	-	NOTA	NONE OF THE ABOVE	Lost

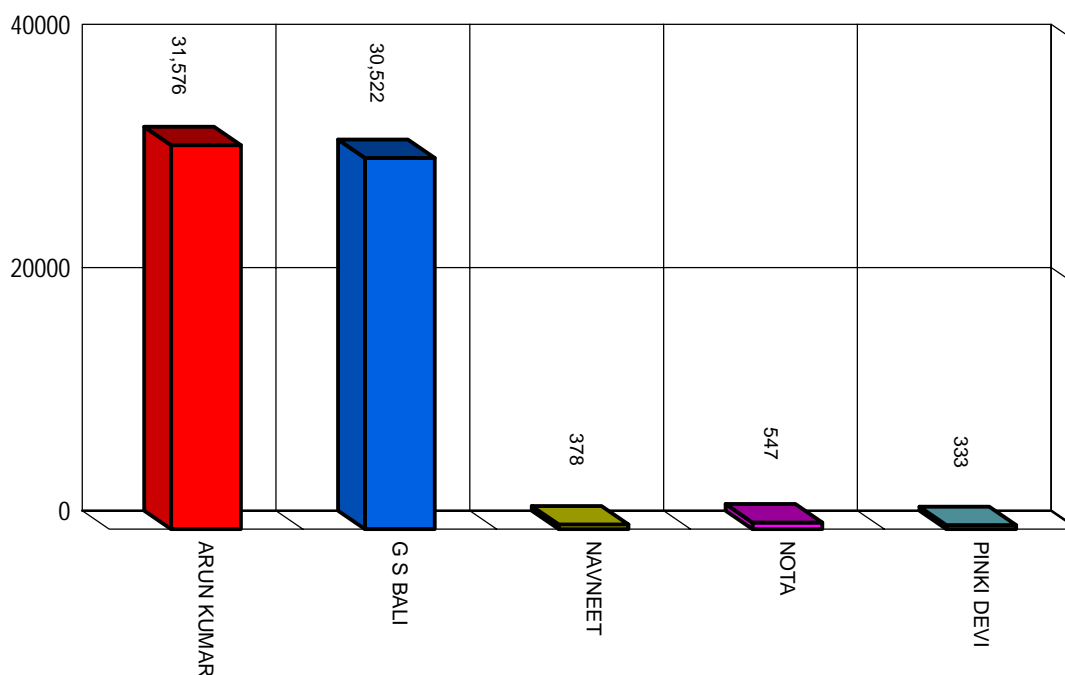
8. Detailed Result

Sl. No.	Name of Candidate	Sex	Party Affiliation	Total Votes Polled	Percentage of Votes Polled
1	ARUN KUMAR	M	BJP	32039	48.93%
2	G S BALI	M	INC	31039	47.30%
3	NOTA	-	NOTA	547	0.85%
4	NAVNEET	M	IND	384	0.59%
5	PINKI DEVI	F	BSP	344	0.52%

9. Final Result

	Party	Candidate's Name	Votes Polled
Winner	BJP	ARUN KUMAR	32,039
Runner-up	INC	G S BALI	31,039
Winning Margin			1,000

Candidate-Wise Performance Chart



16-KANGRA

Extent:

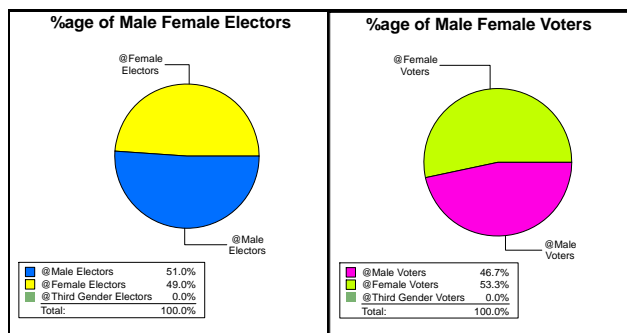
KCs Gaggal, Daulatpur , PCs Abdullapur, Jarnanabad, Matour, Kohala, Ujjain, Jogipur, Kholi of Kangra KC & Kangra Municipal Council of Kangra Tehsil.

1. Detail of Constituency

No. & Name: 16-KANGRA
 Type of Constituency (GEN/SC/ST): GEN

2. Important Dates:

Date of Poll: 09-11-2017
 Date of Repoll (if any): Nil
 Date of Counting: 18-12-2017
 Date of Declaration of Result: 18-12-2017



3. Data about Polling Stations

No. of Polling Stations				Average No. of Electors per Polling Station	Average No. of Voters per Polling Station
Critical	Vulnerable	Ordinary	Total		
13	10	73	96	791	610

4. Data about Candidates

No. of Nominations Filed:
 No. of Nominations Rejected:
 No. of Withdrawals:
 No. of Contesting Candidates:
 No. of Candidates who forfeited their Deposits:

Men	Women	Third Gender	Total
7	0	0	7
0	0	0	0
1	0	0	1
6	0	0	6
3	0	0	3

5. Detail of Electors

General				Service				Total			
Male	Female	Third Gender	Total	Male	Female	Third Gender	Total	Male	Female	Third Gender	Total
38,296	37,175	0	75,471	427	1	0	428	38,723	37,176	0	75,899

6. Break-up of Total Voters

Type	Men	Women	Third Gender	Total
General	26,931	30,732	0	57,663
Postal				891
Total	26,931	30,732	0	58,554
%age of Total Female Voters who came out to vote:				82.67

7. Name of the Contesting Candidates and their detail

Sl. No.	Name of Candidate	Sex	Party Affiliation	Symbol Allotted	Final Result
1	PAWAN KUMAR KAJAL	M	INC	HAND	Winner
2	SANJAY CHAUDHARY	M	BJP	LOTUS	Runner-up
3	DR. RAJESH SHARMA	M	IND	TRUCK	Lost
4	COL.(RET.) KULDIP SINGH	M	LOGAP	CANDLES	Lost
5	RAVI CHAND	M	NCP	CLOCK	Lost
6	VIJAY KUMAR	M	BSP	ELEPHANT	Lost
7	NOTA	-	NOTA	NONE OF THE ABOVE	Lost

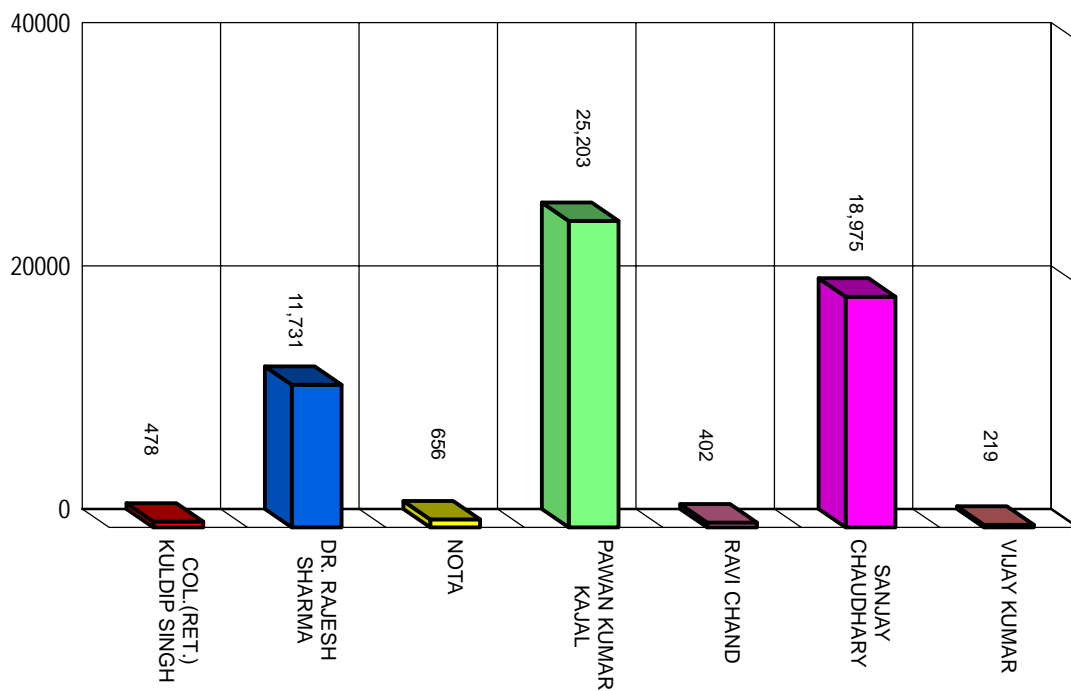
8. Detailed Result

Sl. No.	Name of Candidate	Sex	Party Affiliation	Total Votes Polled	Percentage of Votes Polled
1	PAWAN KUMAR KAJAL	M	INC	25549	43.04%
2	SANJAY CHAUDHARY	M	BJP	19341	32.41%
3	DR. RAJESH SHARMA	M	IND	11805	20.03%
4	NOTA	-	NOTA	656	1.12%
5	COL.(RET.) KULDIP SINGH	M	LOGAP	482	0.82%
6	RAVI CHAND	M	NCP	408	0.69%
7	VIJAY KUMAR	M	BSP	225	0.37%

9. Final Result

	Party	Candidate's Name	Votes Polled
Winner	INC	PAWAN KUMAR KAJAL	25,549
Runner-up	BJP	SANJAY CHAUDHARY	19,341
Winning Margin			6,208

Candidate-Wise Performance Chart



17-SHAHPUR

Extent:

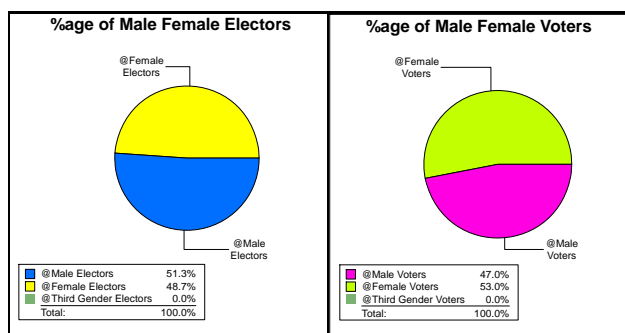
Harchakiyan Sub-Tehsil; Shahpur Tehsil, PCs Bandi, Chamyara, Kareri, Gharoh, Kajlot & Sudhed of Dharamshala-2
KC of Dharamshala Tehsil.

1. Detail of Constituency

No. & Name: 17-SHAHPUR
Type of Constituency (GEN/SC/ST): GEN

2. Important Dates:

Date of Poll: 09-11-2017
Date of Repoll (if any): Nil
Date of Counting: 18-12-2017
Date of Declaration of Result: 18-12-2017



3. Data about Polling Stations

No. of Polling Stations				Average No. of Electors per Polling Station	Average No. of Voters per Polling Station
Critical	Vulnerable	Ordinary	Total		
13	5	93	111	722	543

4. Data about Candidates

No. of Nominations Filed:
No. of Nominations Rejected:
No. of Withdrawals:
No. of Contesting Candidates:
No. of Candidates who forfeited their Deposits:

Men	Women	Third Gender	Total
6	1	0	7
1	0	0	1
0	0	0	0
5	1	0	6
3	0	0	3

5. Detail of Electors

General				Service				Total			
Male	Female	Third Gender	Total	Male	Female	Third Gender	Total	Male	Female	Third Gender	Total
40,387	39,043	0	79,430	664	3	0	667	41,051	39,046	0	80,097

6. Break-up of Total Voters

Type	Men	Women	Third Gender	Total
General	27,906	31,448	0	59,354
Postal				948
Total	27,906	31,448	0	60,302
%age of Total Female Voters who came out to vote:				80.54

7. Name of the Contesting Candidates and their detail

Sl. No.	Name of Candidate	Sex	Party Affiliation	Symbol Allotted	Final Result
1	SARVEEN CHOUDHARY	F	BJP	LOTUS	Winner
2	MAJOR (RET.) VIJAI SINGH M.	M	IND	TELEPHONE	Runner-up
3	KEWAL SINGH PATHANIA	M	INC	HAND	Lost
4	RAMESH KUMAR	M	IND	HAT	Lost
5	DESH RAJ CHAUDHARY	M	IND	GAS CYLINDER	Lost
6	BANARSI DASS DOGRA	M	BSP	ELEPHANT	Lost
7	NOTA	-	NOTA	NONE OF THE ABOVE	Lost

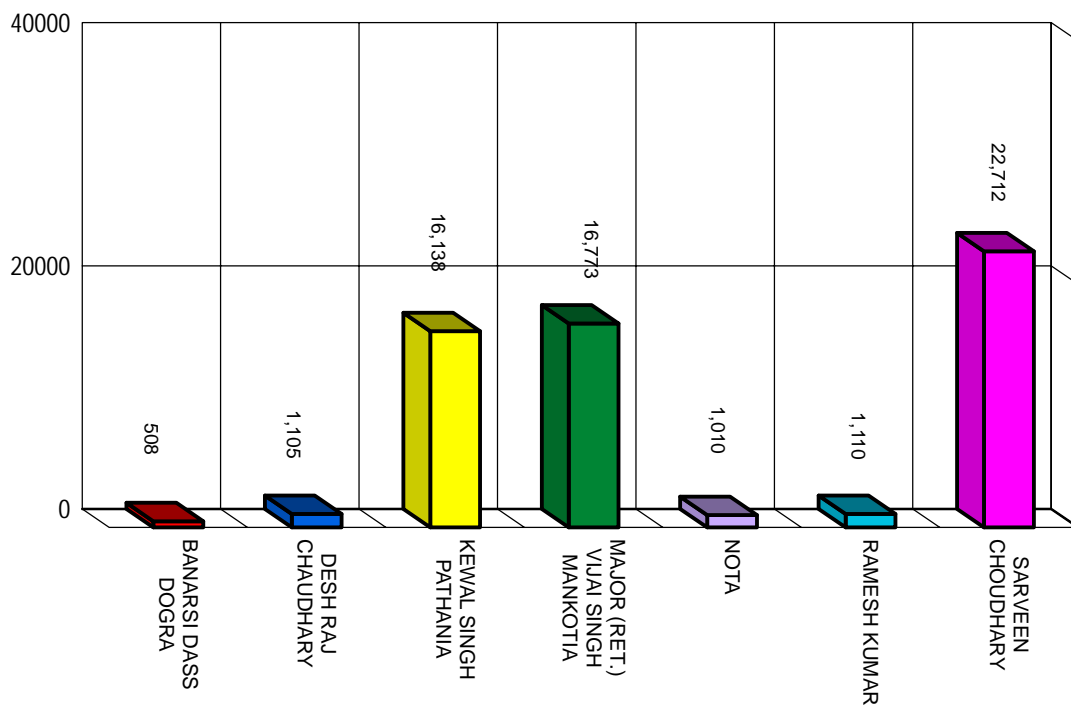
8. Detailed Result

Sl. No.	Name of Candidate	Sex	Party Affiliation	Total Votes Polled	Percentage of Votes Polled
1	SARVEEN CHOUDHARY	F	BJP	23104	37.66%
2	MAJOR (RET.) VIJAI SINGH MANKOT	M	IND	16957	27.81%
3	KEWAL SINGH PATHANIA	M	INC	16333	26.76%
4	RAMESH KUMAR	M	IND	1111	1.84%
5	DESH RAJ CHAUDHARY	M	IND	1108	1.83%
6	NOTA	-	NOTA	1010	1.67%
7	BANARSI DASS DOGRA	M	BSP	516	0.84%

9. Final Result

	Party	Candidate's Name	Votes Polled
Winner	BJP	SARVEEN CHOUDHARY	23,104
Runner-up	IND	MAJOR (RET.) VIJAI SINGH MANKOTIA	16,957
Winning Margin			6,147

Candidate-Wise Performance Chart



18-DHARAMSHALA

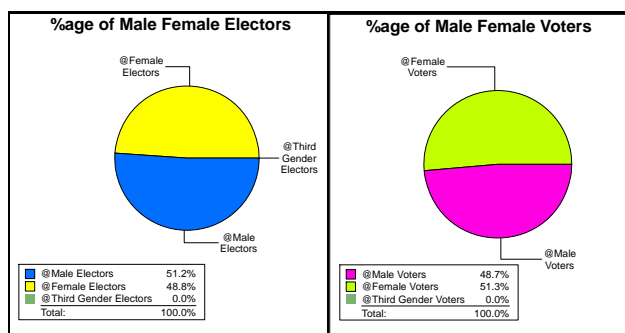
Extent:
KC Dharamshala-1, PCs Bagli, Gamroo, Chetru, Sakoh, Dharamshala of Dhararnshala-2 KC, Dharamshala -2 KC, Dharamshala Municipal Council, Mant Khas Census Town & Yol Cantonment Board of Dharamshala Tehsil.

1. Detail of Constituency

No. & Name: 18-DHARAMSHALA
 Type of Constituency (GEN/SC/ST): GEN

2. Important Dates:

Date of Poll: 09-11-2017
 Date of Repoll (if any): Nil
 Date of Counting: 18-12-2017
 Date of Declaration of Result: 18-12-2017



3. Data about Polling Stations

No. of Polling Stations				Average No. of Electors per Polling Station	Average No. of Voters per Polling Station
Critical	Vulnerable	Ordinary	Total		
12	2	70	84	891	680

4. Data about Candidates

No. of Nominations Filed:
 No. of Nominations Rejected:
 No. of Withdrawals:
 No. of Contesting Candidates:
 No. of Candidates who forfeited their Deposits:

Men	Women	Third Gender	Total
13	2	0	15
1	1	0	2
1	0	0	1
11	1	0	12
9	1	0	10

5. Detail of Electors

General				Service				Total			
Male	Female	Third Gender	Total	Male	Female	Third Gender	Total	Male	Female	Third Gender	Total
37,922	36,537	0	74,459	398	6	0	404	38,320	36,543	0	74,863

6. Break-up of Total Voters

Type	Men	Women	Third Gender	Total
General	27,407	28,894	0	56,301
Postal				860
Total	27,407	28,894	0	57,161
%age of Total Female Voters who came out to vote:				79.07

7. Name of the Contesting Candidates and their detail

Sl. No.	Name of Candidate	Sex	Party Affiliation	Symbol Allotted	Final Result
1	KISHAN KAPOOR	M	BJP	LOTUS	Winner
2	SUDHIR SHARMA	M	INC	HAND	Runner-up
3	RAVINDER RANA	M	IND	BAT	Lost
4	PANKAJ KUMAR (PANKU)	M	IND	SEWING MACHINE	Lost
5	KAMAL KUMAR	M	IND	TELEPHONE	Lost
6	PAWAN CHOUDHARY	M	BSP	ELEPHANT	Lost
7	ASHWANI KAJAL	M	BMUP	COT	Lost
8	DIGVIJAY PURI	M	IND	GAS CYLINDER	Lost
9	VIKAS CHAUDHARY	M	IND	TRACTOR CHALATA KISAN	Lost
10	ANUP DHIMAN	M	IND	RING	Lost
11	NISHA KATOCH	F	SWAP	FLUTE	Lost
12	SUBHASH CHAND SHUKLA	M	IND	LETTER BOX	Lost
13	NOTA	-	NOTA	NONE OF THE ABOVE	Lost

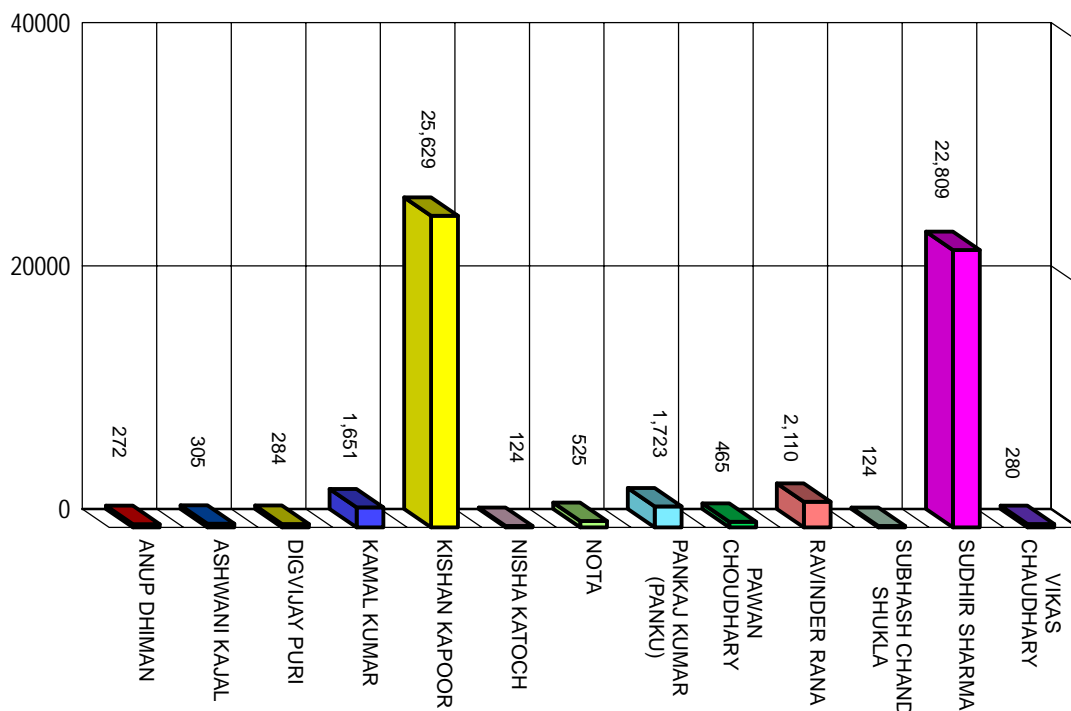
8. Detailed Result

Sl. No.	Name of Candidate	Sex	Party Affiliation	Total Votes Polled	Percentage of Votes Polled
1	KISHAN KAPOOR	M	BJP	26050	44.84%
2	SUDHIR SHARMA	M	INC	23053	39.90%
3	RAVINDER RANA	M	IND	2127	3.69%
4	PANKAJ KUMAR (PANKU)	M	IND	1726	3.01%
5	KAMAL KUMAR	M	IND	1655	2.89%
6	NOTA	-	NOTA	525	0.92%
7	PAWAN CHOUDHARY	M	BSP	471	0.81%
8	ASHWANI KAJAL	M	BMUP	307	0.53%
9	DIGVIJAY PURI	M	IND	285	0.50%
10	VIKAS CHAUDHARY	M	IND	281	0.49%
11	ANUP DHIMAN	M	IND	273	0.48%
12	NISHA KATOCH	F	SWAP	133	0.22%
13	SUBHASH CHAND SHUKLA	M	IND	127	0.22%

9. Final Result

	Party	Candidate's Name	Votes Polled
Winner	BJP	KISHAN KAPOOR	26,050
Runner-up	INC	SUDHIR SHARMA	23,053
Winning Margin			2,997

Candidate-Wise Performance Chart



19-PALAMPUR

Extent:

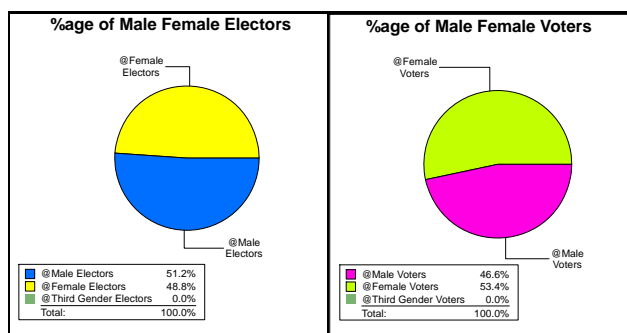
KC Palarnpur, PCs Rajeharh, Draman, Banuri, Chandropa, Dattal, Ghad, Tanda of Panchrukhi KC & Palampur
Municipal Council of Palampur Tehsil.

1. Detail of Constituency

No. & Name: 19-PALAMPUR
Type of Constituency (GEN/SC/ST): GEN

2. Important Dates:

Date of Poll: 09-11-2017
Date of Repoll (if any): Nil
Date of Counting: 18-12-2017
Date of Declaration of Result: 18-12-2017



3. Data about Polling Stations

No. of Polling Stations				Average No. of Electors per Polling Station	Average No. of Voters per Polling Station
Critical	Vulnerable	Ordinary	Total		
11	7	69	87	802	585

4. Data about Candidates

No. of Nominations Filed:
No. of Nominations Rejected:
No. of Withdrawals:
No. of Contesting Candidates:
No. of Candidates who forfeited their Deposits:

Men	Women	Third Gender	Total
10	1	0	11
3	0	0	3
0	0	0	0
7	1	0	8
6	0	0	6

5. Detail of Electors

General				Service				Total			
Male	Female	Third Gender	Total	Male	Female	Third Gender	Total	Male	Female	Third Gender	Total
34,972	34,072	0	69,044	762	3	0	765	35,734	34,075	0	69,809

6. Break-up of Total Voters

Type	Men	Women	Third Gender	Total
General	23,201	26,611	0	49,812
Postal				1,070
Total	23,201	26,611	0	50,882
%age of Total Female Voters who came out to vote:				78.10

7. Name of the Contesting Candidates and their detail

Sl. No.	Name of Candidate	Sex	Party Affiliation	Symbol Allotted	Final Result
1	ASHISH BUTAIL	M	INC	HAND	Winner
2	INDU GOSWAMI	F	BJP	LOTUS	Runner-up
3	PARVEEN KUMAR	M	IND	AUTO- RICKSHAW	Lost
4	BAINI PARSHAD	M	IND	AIR CONDITIONER	Lost
5	LEKH RAJ	M	CPM	HAMMER, SICKLE AND STAR	Lost
6	SURESH KUMAR	M	IND	SEWING MACHINE	Lost
7	BAL MUKUND	M	BSP	ELEPHANT	Lost
8	KAPOOR CHAND CHOUDHAR	M	IND	ALMIRAH	Lost
9	NOTA	-	NOTA	NONE OF THE ABOVE	Lost

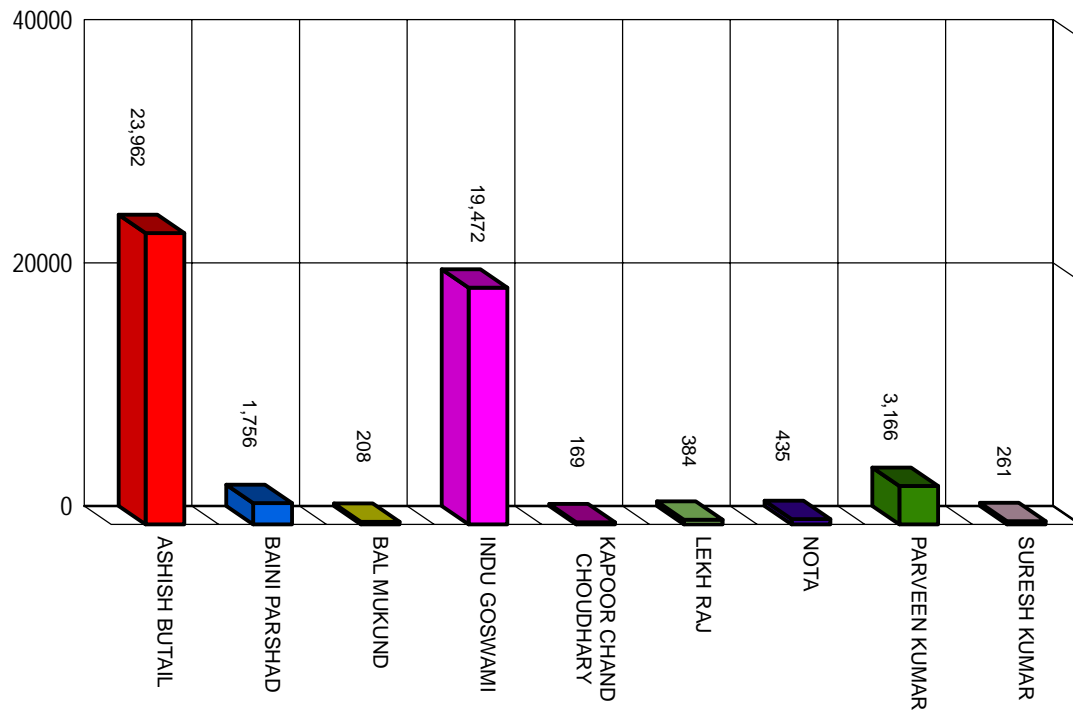
8. Detailed Result

Sl. No.	Name of Candidate	Sex	Party Affiliation	Total Votes Polled	Percentage of Votes Polled
1	ASHISH BUTAIL	M	INC	24252	47.09%
2	INDU GOSWAMI	F	BJP	19928	38.27%
3	PARVEEN KUMAR	M	IND	3198	6.22%
4	BAINI PARSHAD	M	IND	1760	3.45%
5	NOTA	-	NOTA	435	0.85%
6	LEKH RAJ	M	CPM	390	0.75%
7	SURESH KUMAR	M	IND	263	0.51%
8	BAL MUKUND	M	BSP	213	0.41%
9	KAPOOR CHAND CHOUDHARY	M	IND	169	0.33%

9. Final Result

	Party	Candidate's Name	Votes Polled
Winner	INC	ASHISH BUTAIL	24,252
Runner-up	BJP	INDU GOSWAMI	19,928
Winning Margin			4,324

Candidate-Wise Performance Chart



20-BAIJNATH (SC)

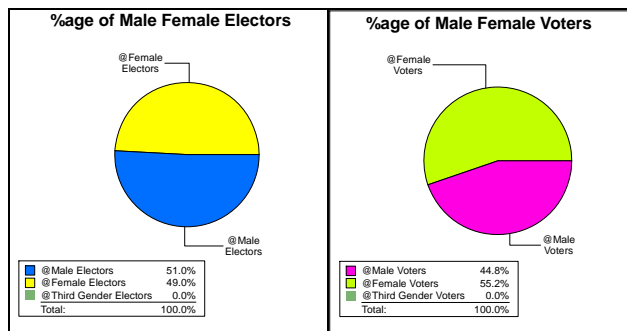
Extent:
Multhan Sub-Tehsil & Baijnath Tehsil.

1. Detail of Constituency

No. & Name: 20-BAIJNATH
 Type of Constituency (GEN/SC/ST): SC

2. Important Dates:

Date of Poll: 09-11-2017
 Date of Repoll (if any): Nil
 Date of Counting: 18-12-2017
 Date of Declaration of Result: 18-12-2017



3. Data about Polling Stations

No. of Polling Stations				Average No. of Electors per Polling Station	Average No. of Voters per Polling Station
Critical	Vulnerable	Ordinary	Total		
24	28	54	106	756	501

4. Data about Candidates

No. of Nominations Filed:
 No. of Nominations Rejected:
 No. of Withdrawals:
 No. of Contesting Candidates:
 No. of Candidates who forfeited their Deposits:

Men	Women	Third Gender	Total
4	0	0	4
0	0	0	0
0	0	0	0
4	0	0	4
2	0	0	2

5. Detail of Electors

General				Service				Total			
Male	Female	Third Gender	Total	Male	Female	Third Gender	Total	Male	Female	Third Gender	Total
40,024	39,305	0	79,329	830	1	0	831	40,854	39,306	0	80,160

6. Break-up of Total Voters

Type	Men	Women	Third Gender	Total
General	23,321	28,716	0	52,037
Postal				1,119
Total	23,321	28,716	0	53,156
%age of Total Female Voters who came out to vote:				73.06

7. Name of the Contesting Candidates and their detail

Sl. No.	Name of Candidate	Sex	Party Affiliation	Symbol Allotted	Final Result
1	MULKH RAJ	M	BJP	LOTUS	Winner
2	KISHORI LAL	M	INC	HAND	Runner-up
3	RAMESH CHAND	M	BSP	ELEPHANT	Lost
4	BIR SINGH	M	IND	REFRIGERATOR	Lost
5	NOTA	-	NOTA	NONE OF THE ABOVE	Lost

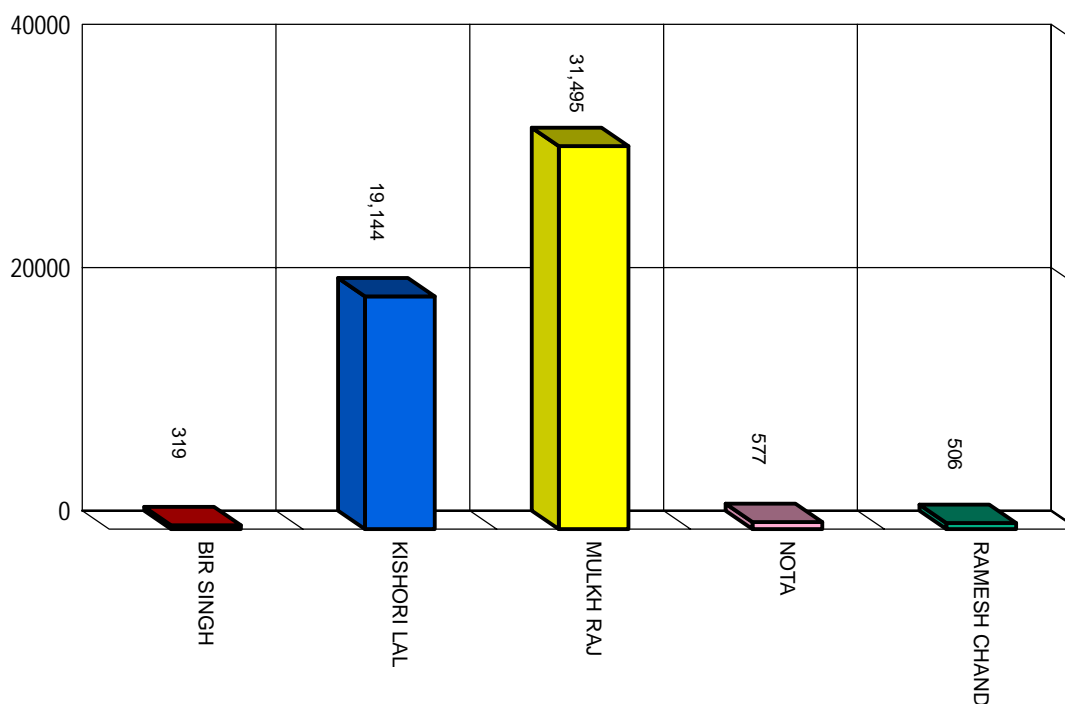
8. Detailed Result

Sl. No.	Name of Candidate	Sex	Party Affiliation	Total Votes Polled	Percentage of Votes Polled
1	MULKH RAJ	M	BJP	32102	59.25%
2	KISHORI LAL	M	INC	19433	36.01%
3	NOTA	-	NOTA	577	1.09%
4	RAMESH CHAND	M	BSP	510	0.95%
5	BIR SINGH	M	IND	331	0.60%

9. Final Result

	Party	Candidate's Name	Votes Polled
Winner	BJP	MULKH RAJ	32,102
Runner-up	INC	KISHORI LAL	19,433
Winning Margin			12,669

Candidate-Wise Performance Chart



21-LAHAUL & SPITI (ST)

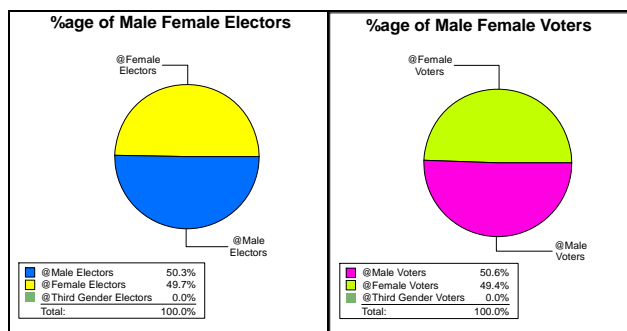
Extent:
District Lahaul & Spiti.

1. Detail of Constituency

No. & Name: 21-LAHAUL & SPITI
 Type of Constituency (GEN/SC/ST): ST

2. Important Dates:

Date of Poll: 09-11-2017
 Date of Repoll (if any): Nil
 Date of Counting: 18-12-2017
 Date of Declaration of Result: 18-12-2017



3. Data about Polling Stations

No. of Polling Stations				Average No. of Electors per Polling Station	Average No. of Voters per Polling Station
Critical	Vulnerable	Ordinary	Total		
12	0	81	93	250	183

4. Data about Candidates

No. of Nominations Filed:
 No. of Nominations Rejected:
 No. of Withdrawals:
 No. of Contesting Candidates:
 No. of Candidates who forfeited their Deposits:

Men	Women	Third Gender	Total
5	0	0	5
1	0	0	1
0	0	0	0
4	0	0	4
2	0	0	2

5. Detail of Electors

General				Service				Total			
Male	Female	Third Gender	Total	Male	Female	Third Gender	Total	Male	Female	Third Gender	Total
11,457	11,538	0	22,995	235	1	0	236	11,692	11,539	0	23,231

6. Break-up of Total Voters

Type	Men	Women	Third Gender	Total
General	8,538	8,339	0	16,877
Postal				168
Total	8,538	8,339	0	17,045
%age of Total Female Voters who came out to vote:				72.27

7. Name of the Contesting Candidates and their detail

Sl. No.	Name of Candidate	Sex	Party Affiliation	Symbol Allotted	Final Result
1	DR. RAM LAL MARKANDA	M	BJP	LOTUS	Winner
2	RAVI THAKUR	M	INC	HAND	Runner-up
3	RAJINDER KARPA	M	IND	BATSMAN	Lost
4	SUDARSHAN JASPA	M	IND	WOOL AND NEEDLE	Lost
5	NOTA	-	NOTA	NONE OF THE ABOVE	Lost

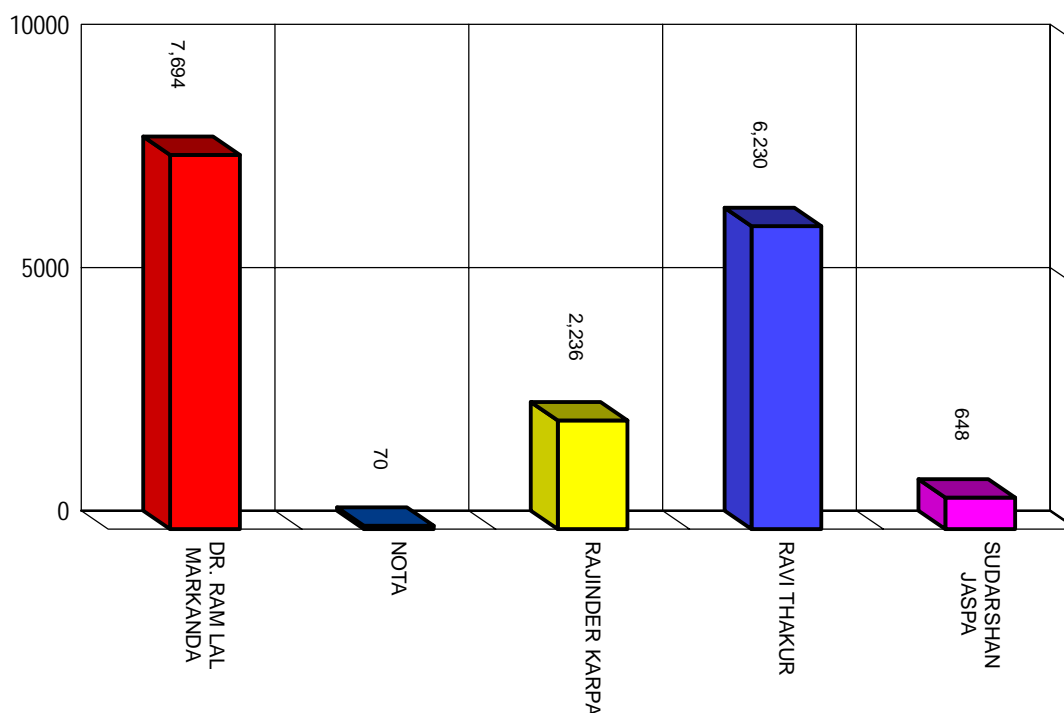
8. Detailed Result

Sl. No.	Name of Candidate	Sex	Party Affiliation	Total Votes Polled	Percentage of Votes Polled
1	DR. RAM LAL MARKANDA	M	BJP	7756	45.14%
2	RAVI THAKUR	M	INC	6278	36.55%
3	RAJINDER KARPA	M	IND	2240	13.12%
4	SUDARSHAN JASPA	M	IND	655	3.80%
5	NOTA	-	NOTA	70	0.41%

9. Final Result

	Party	Candidate's Name	Votes Polled
Winner	BJP	DR. RAM LAL MARKANDA	7,756
Runner-up	INC	RAVI THAKUR	6,278
Winning Margin			1,478

Candidate-Wise Performance Chart



22-MANALI

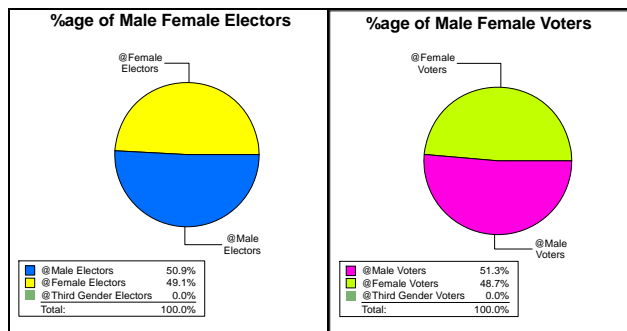
Extent:
Manali Tehsil, KC Raison, PCs Bastori, Sari, Jindore & Banogi of Lagsari KC of Kullu Tehsil.

1. Detail of Constituency

No. & Name: 22-MANALI
 Type of Constituency (GEN/SC/ST): GEN

2. Important Dates:

Date of Poll: 09-11-2017
 Date of Repoll (if any): Nil
 Date of Counting: 18-12-2017
 Date of Declaration of Result: 18-12-2017



3. Data about Polling Stations

No. of Polling Stations				Average No. of Electors per Polling Station	Average No. of Voters per Polling Station
Critical	Vulnerable	Ordinary	Total		
10	4	86	100	665	532

4. Data about Candidates

No. of Nominations Filed:
 No. of Nominations Rejected:
 No. of Withdrawals:
 No. of Contesting Candidates:
 No. of Candidates who forfeited their Deposits:

Men	Women	Third Gender	Total
9	0	0	9
0	0	0	0
5	0	0	5
4	0	0	4
2	0	0	2

5. Detail of Electors

General				Service				Total			
Male	Female	Third Gender	Total	Male	Female	Third Gender	Total	Male	Female	Third Gender	Total
33,724	32,614	0	66,338	113	1	0	114	33,837	32,615	0	66,452

6. Break-up of Total Voters

Type	Men	Women	Third Gender	Total
General	27,044	25,630	0	52,674
Postal				515
Total	27,044	25,630	0	53,189
%age of Total Female Voters who came out to vote:				78.58

7. Name of the Contesting Candidates and their detail

Sl. No.	Name of Candidate	Sex	Party Affiliation	Symbol Allotted	Final Result
1	GOVIND SINGH THAKUR	M	BJP	LOTUS	Winner
2	HARI CHAND SHARMA	M	INC	HAND	Runner-up
3	GAJENDER THAKUR	M	IND	TELEVISION	Lost
4	JIT RAM	M	BSP	ELEPHANT	Lost
5	NOTA	-	NOTA	NONE OF THE ABOVE	Lost

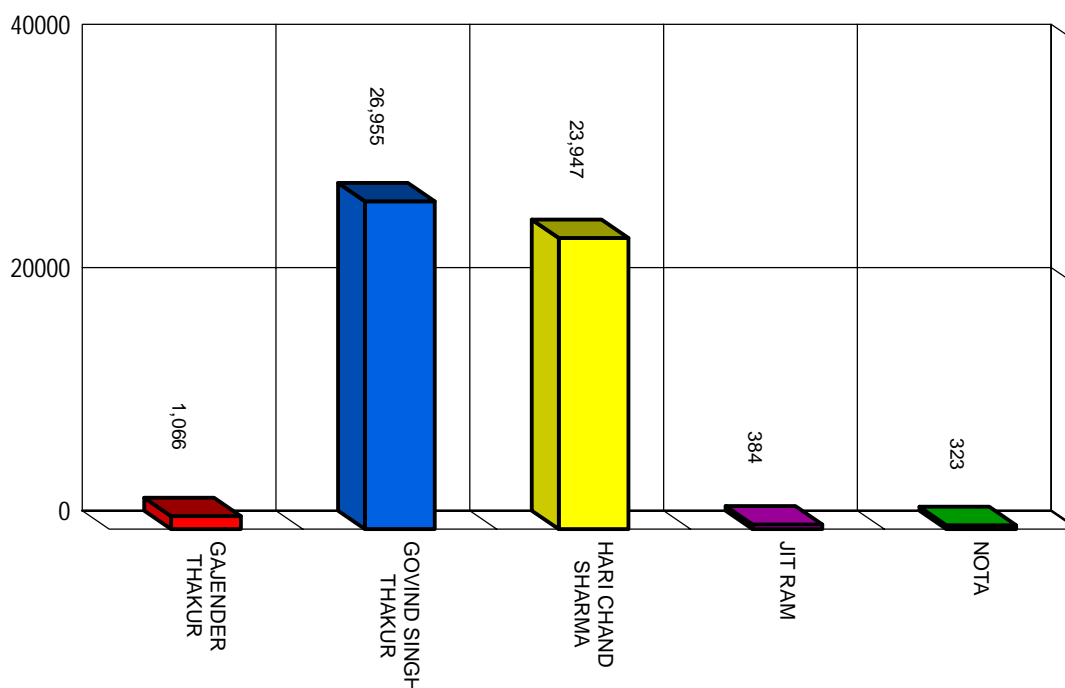
8. Detailed Result

Sl. No.	Name of Candidate	Sex	Party Affiliation	Total Votes Polled	Percentage of Votes Polled
1	GOVIND SINGH THAKUR	M	BJP	27173	50.68%
2	HARI CHAND SHARMA	M	INC	24168	45.02%
3	GAJENDER THAKUR	M	IND	1070	2.00%
4	JIT RAM	M	BSP	385	0.72%
5	NOTA	-	NOTA	323	0.61%

9. Final Result

	Party	Candidate's Name	Votes Polled
Winner	BJP	GOVIND SINGH THAKUR	27,173
Runner-up	INC	HARI CHAND SHARMA	24,168
Winning Margin			3,005

Candidate-Wise Performance Chart



23-KULLU

Extent:

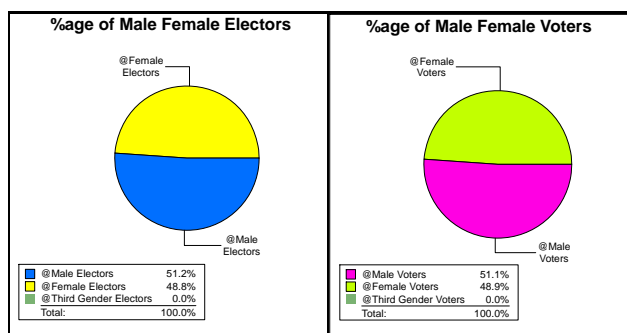
KCs Kullu, Rupi, PCs Dugilag, Phallan, Dunkhrigahar, Gahar, Mangarh of Lagsari KC, PCs Mohal, Khokhan of Bhuntar KC, Kullu Municipal Council & Bhuntar Nagar Panchayat of Kullu Tehsil.

1. Detail of Constituency

No. & Name: 23-KULLU
 Type of Constituency (GEN/SC/ST): GEN

2. Important Dates:

Date of Poll: 09-11-2017
 Date of Repoll (if any): Nil
 Date of Counting: 18-12-2017
 Date of Declaration of Result: 18-12-2017



3. Data about Polling Stations

No. of Polling Stations				Average No. of Electors per Polling Station	Average No. of Voters per Polling Station
Critical	Vulnerable	Ordinary	Total		
16	4	125	145	563	431

4. Data about Candidates

No. of Nominations Filed:
 No. of Nominations Rejected:
 No. of Withdrawals:
 No. of Contesting Candidates:
 No. of Candidates who forfeited their Deposits:

Men	Women	Third Gender	Total
4	1	0	5
1	0	0	1
0	0	0	0
3	1	0	4
1	1	0	2

5. Detail of Electors

General				Service				Total			
Male	Female	Third Gender	Total	Male	Female	Third Gender	Total	Male	Female	Third Gender	Total
41,576	39,886	0	81,462	190	1	0	191	41,766	39,887	0	81,653

6. Break-up of Total Voters

Type	Men	Women	Third Gender	Total
General	31,530	30,202	0	61,732
Postal				697
Total	31,530	30,202	0	62,429
%age of Total Female Voters who came out to vote:				75.72

7. Name of the Contesting Candidates and their detail

Sl. No.	Name of Candidate	Sex	Party Affiliation	Symbol Allotted	Final Result
1	SUNDER SINGH THAKUR	M	INC	HAND	Winner
2	MAHESHWAR SINGH	M	BJP	LOTUS	Runner-up
3	RENUKA DOGRA	F	RADM	PEN NIB WITH SEVEN RAYS	Lost
4	KAMAL KANT SHARMA	M	IND	CHESS BOARD	Lost
5	NOTA	-	NOTA	NONE OF THE ABOVE	Lost

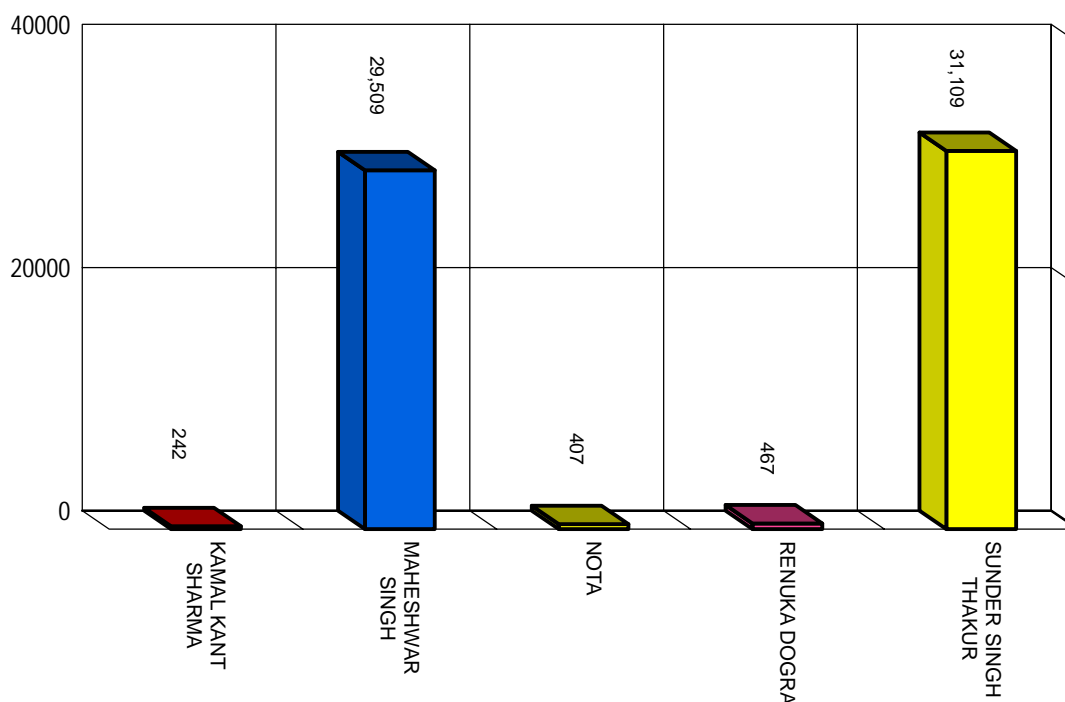
8. Detailed Result

Sl. No.	Name of Candidate	Sex	Party Affiliation	Total Votes Polled	Percentage of Votes Polled
1	SUNDER SINGH THAKUR	M	INC	31423	49.83%
2	MAHESHWAR SINGH	M	BJP	29885	47.27%
3	RENUKA DOGRA	F	RADM	469	0.75%
4	NOTA	-	NOTA	407	0.65%
5	KAMAL KANT SHARMA	M	IND	243	0.39%

9. Final Result

	Party	Candidate's Name	Votes Polled
Winner	INC	SUNDER SINGH THAKUR	31,423
Runner-up	BJP	MAHESHWAR SINGH	29,885
Winning Margin			1,538

Candidate-Wise Performance Chart



24-BANJAR

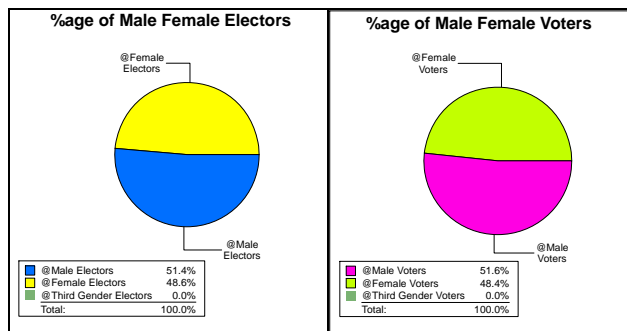
Extent:
Sainj Sub-Tehsil, Banjar Tehsil , PCs Bajoura, Diyar, Manjhli, Parli, Gadsa & Rote of Bhuntar KC of Kullu Tehsil.

1. Detail of Constituency

No. & Name: 24-BANJAR
 Type of Constituency (GEN/SC/ST): GEN

2. Important Dates:

Date of Poll: 09-11-2017
 Date of Repoll (if any): Nil
 Date of Counting: 18-12-2017
 Date of Declaration of Result: 18-12-2017



3. Data about Polling Stations

No. of Polling Stations				Average No. of Electors per Polling Station	Average No. of Voters per Polling Station
Critical	Vulnerable	Ordinary	Total		
9	6	124	139	476	389

4. Data about Candidates

No. of Nominations Filed:
 No. of Nominations Rejected:
 No. of Withdrawals:
 No. of Contesting Candidates:
 No. of Candidates who forfeited their Deposits:

Men	Women	Third Gender	Total
3	0	0	3
0	0	0	0
0	0	0	0
3	0	0	3
1	0	0	1

5. Detail of Electors

General				Service				Total			
Male	Female	Third Gender	Total	Male	Female	Third Gender	Total	Male	Female	Third Gender	Total
33,868	32,151	0	66,019	103	4	0	107	33,971	32,155	0	66,126

6. Break-up of Total Voters

Type	Men	Women	Third Gender	Total
General	27,407	25,697	0	53,104
Postal				947
Total	27,407	25,697	0	54,051
%age of Total Female Voters who came out to vote:				79.92

7. Name of the Contesting Candidates and their detail

Sl. No.	Name of Candidate	Sex	Party Affiliation	Symbol Allotted	Final Result
1	SURENDER SHOURIE	M	BJP	LOTUS	Winner
2	ADITYA VIKRAM SINGH	M	INC	HAND	Runner-up
3	JHABE RAM KAUSHAL	M	BSP	ELEPHANT	Lost
4	NOTA	-	NOTA	NONE OF THE ABOVE	Lost

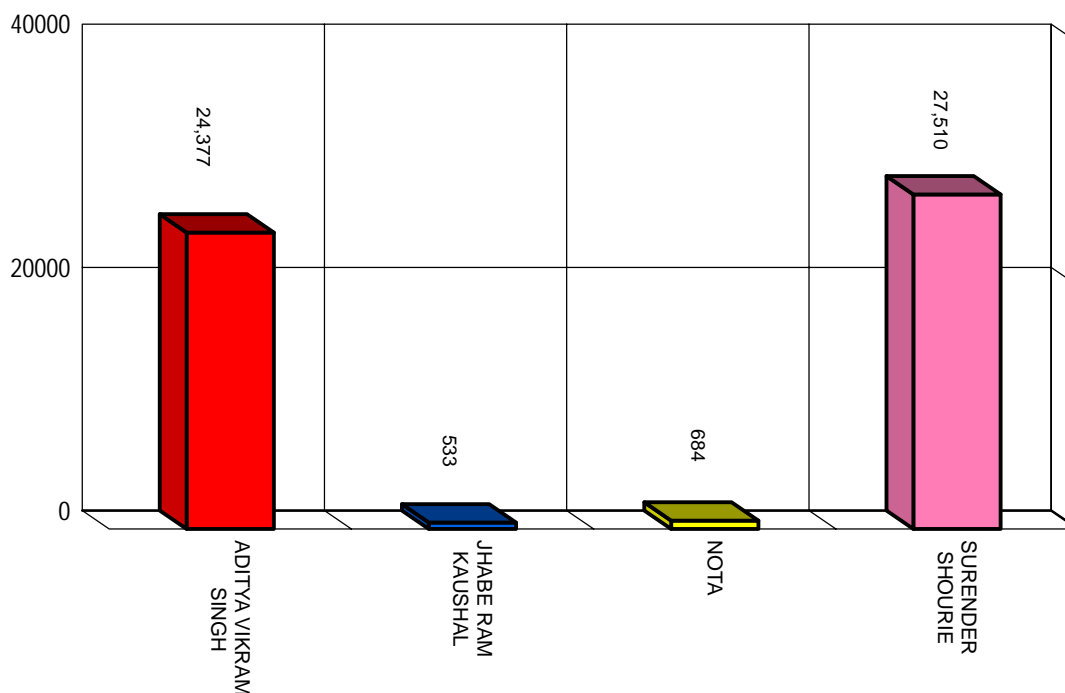
8. Detailed Result

Sl. No.	Name of Candidate	Sex	Party Affiliation	Total Votes Polled	Percentage of Votes Polled
1	SURENDER SHOURIE	M	BJP	28007	50.90%
2	ADITYA VIKRAM SINGH	M	INC	24767	45.10%
3	NOTA	-	NOTA	684	1.27%
4	JHABE RAM KAUSHAL	M	BSP	535	0.99%

9. Final Result

	Party	Candidate's Name	Votes Polled
Winner	BJP	SURENDER SHOURIE	28,007
Runner-up	INC	ADITYA VIKRAM SINGH	24,767
Winning Margin			3,240

Candidate-Wise Performance Chart



25-ANNI (SC)

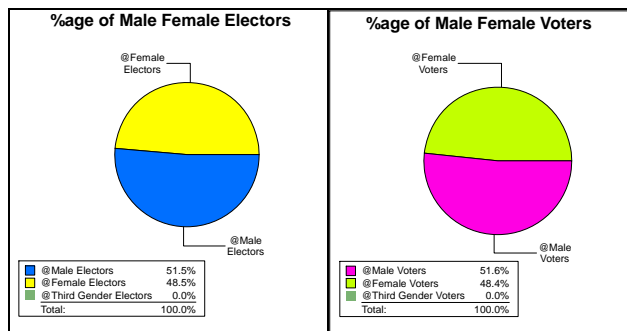
Extent:
Anni Sub-Tehsil & Nirnand Tehsil.

1. Detail of Constituency

No. & Name: 25-ANNI
 Type of Constituency (GEN/SC/ST): SC

2. Important Dates:

Date of Poll: 09-11-2017
 Date of Repoll (if any): Nil
 Date of Counting: 18-12-2017
 Date of Declaration of Result: 18-12-2017



3. Data about Polling Stations

No. of Polling Stations				Average No. of Electors per Polling Station	Average No. of Voters per Polling Station
Critical	Vulnerable	Ordinary	Total		
18	3	115	136	572	447

4. Data about Candidates

No. of Nominations Filed:
 No. of Nominations Rejected:
 No. of Withdrawals:
 No. of Contesting Candidates:
 No. of Candidates who forfeited their Deposits:

Men	Women	Third Gender	Total
6	0	0	6
2	0	0	2
1	0	0	1
3	0	0	3
1	0	0	1

5. Detail of Electors

General				Service				Total			
Male	Female	Third Gender	Total	Male	Female	Third Gender	Total	Male	Female	Third Gender	Total
39,921	37,702	0	77,623	115	2	0	117	40,036	37,704	0	77,740

6. Break-up of Total Voters

Type	Men	Women	Third Gender	Total
General	30,745	28,830	0	59,575
Postal				1,216
Total	30,745	28,830	0	60,791
%age of Total Female Voters who came out to vote:				76.46

7. Name of the Contesting Candidates and their detail

Sl. No.	Name of Candidate	Sex	Party Affiliation	Symbol Allotted	Final Result
1	KISHORI LAL	M	BJP	LOTUS	Winner
2	PARAS RAM	M	INC	HAND	Runner-up
3	LOKENDER KUMAR	M	CPM	HAMMER, SICKLE AND STAR	Lost
4	NOTA	-	NOTA	NONE OF THE ABOVE	Lost

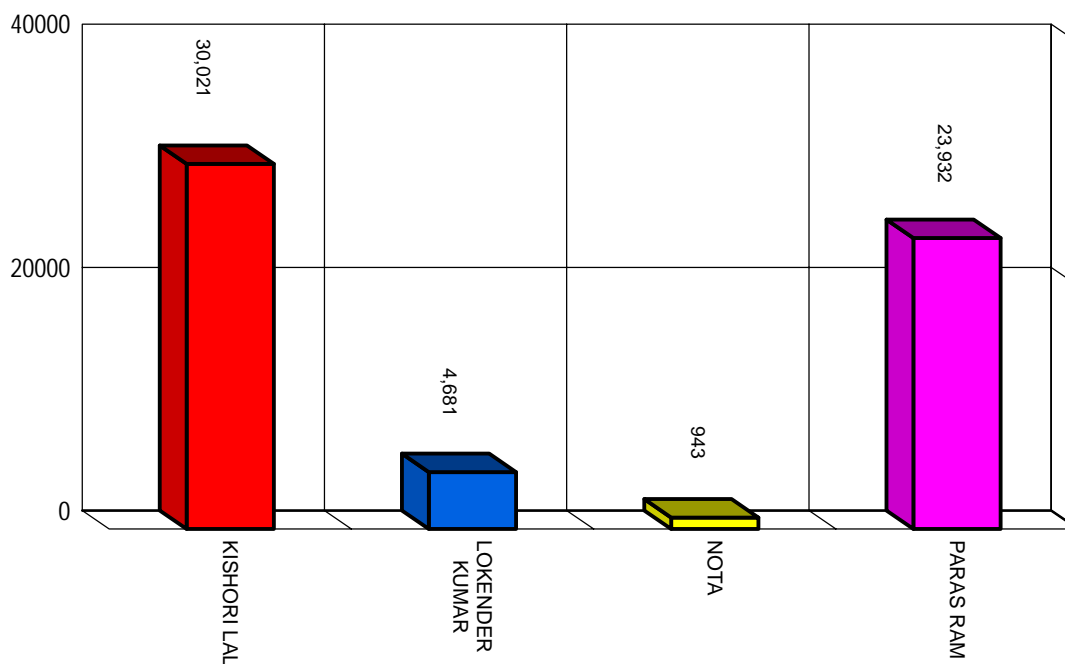
8. Detailed Result

Sl. No.	Name of Candidate	Sex	Party Affiliation	Total Votes Polled	Percentage of Votes Polled
1	KISHORI LAL	M	BJP	30559	49.38%
2	PARAS RAM	M	INC	24576	39.37%
3	LOKENDER KUMAR	M	CPM	4704	7.70%
4	NOTA	-	NOTA	943	1.55%

9. Final Result

	Party	Candidate's Name	Votes Polled
Winner	BJP	KISHORI LAL	30,559
Runner-up	INC	PARAS RAM	24,576
Winning Margin			5,983

Candidate-Wise Performance Chart



26-KARSOG (SC)

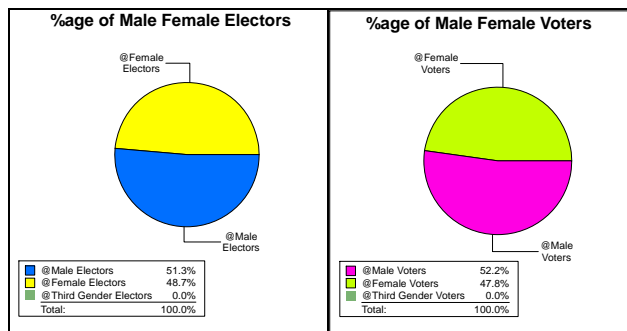
Extent:
Karsog Tehsil.

1. Detail of Constituency

No. & Name: 26-KARSOG
 Type of Constituency (GEN/SC/ST): SC

2. Important Dates:

Date of Poll: 09-11-2017
 Date of Repoll (if any): Nil
 Date of Counting: 18-12-2017
 Date of Declaration of Result: 18-12-2017



3. Data about Polling Stations

No. of Polling Stations				Average No. of Electors per Polling Station	Average No. of Voters per Polling Station
Critical	Vulnerable	Ordinary	Total		
9	1	93	103	654	500

4. Data about Candidates

No. of Nominations Filed:
 No. of Nominations Rejected:
 No. of Withdrawals:
 No. of Contesting Candidates:
 No. of Candidates who forfeited their Deposits:

Men	Women	Third Gender	Total
8	2	0	10
0	0	0	0
0	1	0	1
8	1	0	9
6	1	0	7

5. Detail of Electors

General				Service				Total			
Male	Female	Third Gender	Total	Male	Female	Third Gender	Total	Male	Female	Third Gender	Total
34,365	32,820	0	67,185	143	1	0	144	34,508	32,821	0	67,329

6. Break-up of Total Voters

Type	Men	Women	Third Gender	Total
General	26,478	24,202	0	50,680
Postal				866
Total	26,478	24,202	0	51,546
%age of Total Female Voters who came out to vote:				73.74

7. Name of the Contesting Candidates and their detail

Sl. No.	Name of Candidate	Sex	Party Affiliation	Symbol Allotted	Final Result
1	HIRA LAL	M	BJP	LOTUS	Winner
2	MANSA RAM	M	INC	HAND	Runner-up
3	MAST RAM	M	IND	GAS CYLINDER	Lost
5	PAWAN KUMAR	M	IND	SEWING MACHINE	Lost
6	BHAGWANT SINGH	M	IND	BAT	Lost
7	BHAGAT RAM	M	IND	SCISSORS	Lost
7	MEHAR SINGH KHUKHALIYA	M	RADM	PEN NIB WITH SEVEN RAYS	Lost
8	ANITA ALIAS NITU	F	IND	TELEPHONE	Lost
9	CHAMAN LAL	M	BSP	ELEPHANT	Lost
10	NOTA	-	NOTA	NONE OF THE ABOVE	Lost

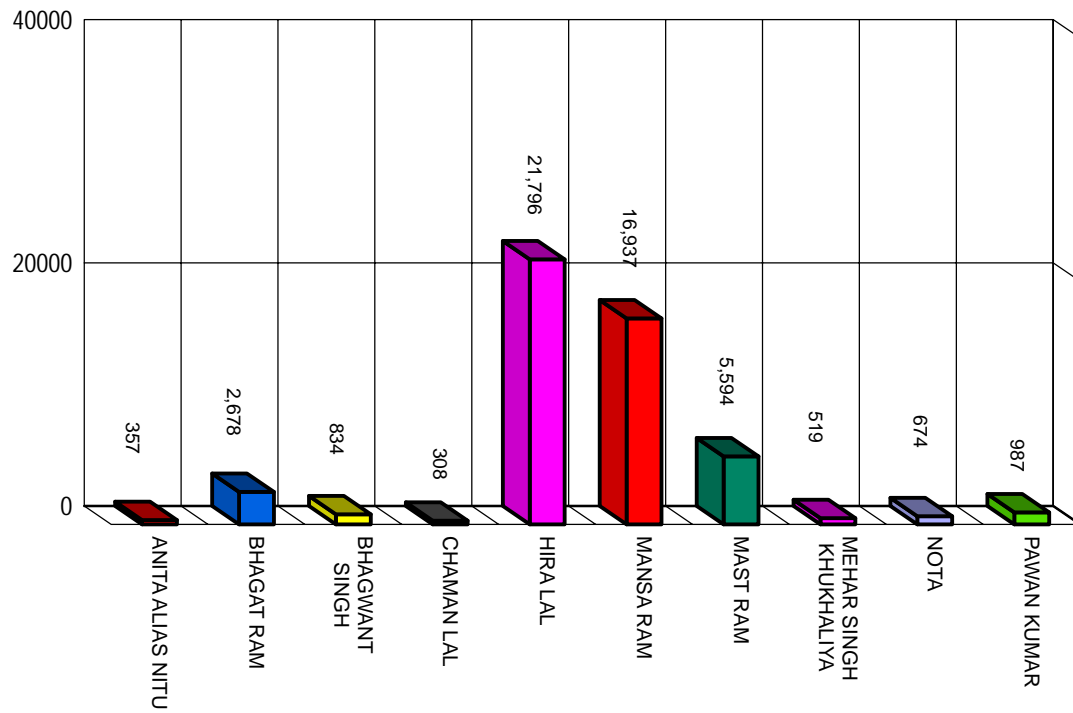
8. Detailed Result

Sl. No.	Name of Candidate	Sex	Party Affiliation	Total Votes Polled	Percentage of Votes Polled
1	HIRA LAL	M	BJP	22102	42.28%
2	MANSA RAM	M	INC	17272	32.86%
3	MAST RAM	M	IND	5675	10.85%
4	BHAGAT RAM	M	IND	2702	5.20%
5	PAWAN KUMAR	M	IND	990	1.91%
6	BHAGWANT SINGH	M	IND	842	1.62%
7	NOTA	-	NOTA	674	1.31%
8	MEHAR SINGH KHUKHALIYA	M	RADM	521	1.01%
9	ANITA ALIAS NITU	F	IND	362	0.69%
10	CHAMAN LAL	M	BSP	309	0.60%

9. Final Result

	Party	Candidate's Name	Votes Polled
Winner	BJP	HIRA LAL	22,102
Runner-up	INC	MANSA RAM	17,272
Winning Margin			4,830

Candidate-Wise Performance Chart



27-SUNDERNAGAR

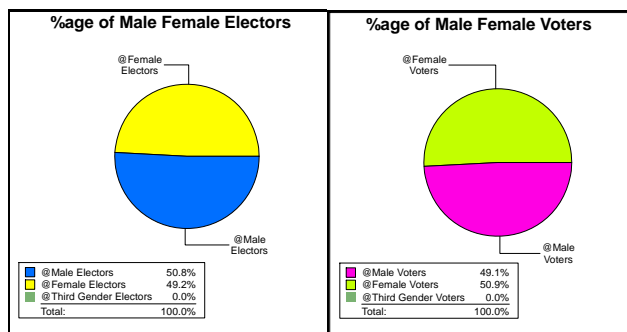
Extent:
KC Dehar, PCs Kalauhad, Kapahi, Maloh, Bari, Bhanwar of Sundernagar KC, Sundernagar Municipal Council of Sundernagar Tehsil; KC Batwara, PCs Bara, Nihri, Badhu, Kathachi, Jaral, Pressi, Charkhari & Bajaran of Nihri KC of Nihri Sub-Tehsil.

1. Detail of Constituency

No. & Name: 27-SUNDERNAGAR
 Type of Constituency (GEN/SC/ST): GEN

2. Important Dates:

Date of Poll: 09-11-2017
 Date of Repoll (if any): Nil
 Date of Counting: 18-12-2017
 Date of Declaration of Result: 18-12-2017



3. Data about Polling Stations

No. of Polling Stations				Average No. of Electors per Polling Station	Average No. of Voters per Polling Station
Critical	Vulnerable	Ordinary	Total		
26	3	72	101	736	568

4. Data about Candidates

No. of Nominations Filed:
 No. of Nominations Rejected:
 No. of Withdrawals:
 No. of Contesting Candidates:
 No. of Candidates who forfeited their Deposits:

Men	Women	Third Gender	Total
4	1	0	5
0	1	0	1
1	0	0	1
3	0	0	3
1	0	0	1

5. Detail of Electors

General				Service				Total			
Male	Female	Third Gender	Total	Male	Female	Third Gender	Total	Male	Female	Third Gender	Total
37,341	36,599	0	73,940	421	0	0	421	37,762	36,599	0	74,361

6. Break-up of Total Voters

Type	Men	Women	Third Gender	Total
General	27,691	28,705	0	56,396
Postal				985
Total	27,691	28,705	0	57,381
%age of Total Female Voters who came out to vote:				78.43

7. Name of the Contesting Candidates and their detail

Sl. No.	Name of Candidate	Sex	Party Affiliation	Symbol Allotted	Final Result
1	RAKESH KUMAR	M	BJP	LOTUS	Winner
2	SOHAN LAL	M	INC	HAND	Runner-up
3	DHARAM SINGH	M	BSP	ELEPHANT	Lost
4	NOTA	-	NOTA	NONE OF THE ABOVE	Lost

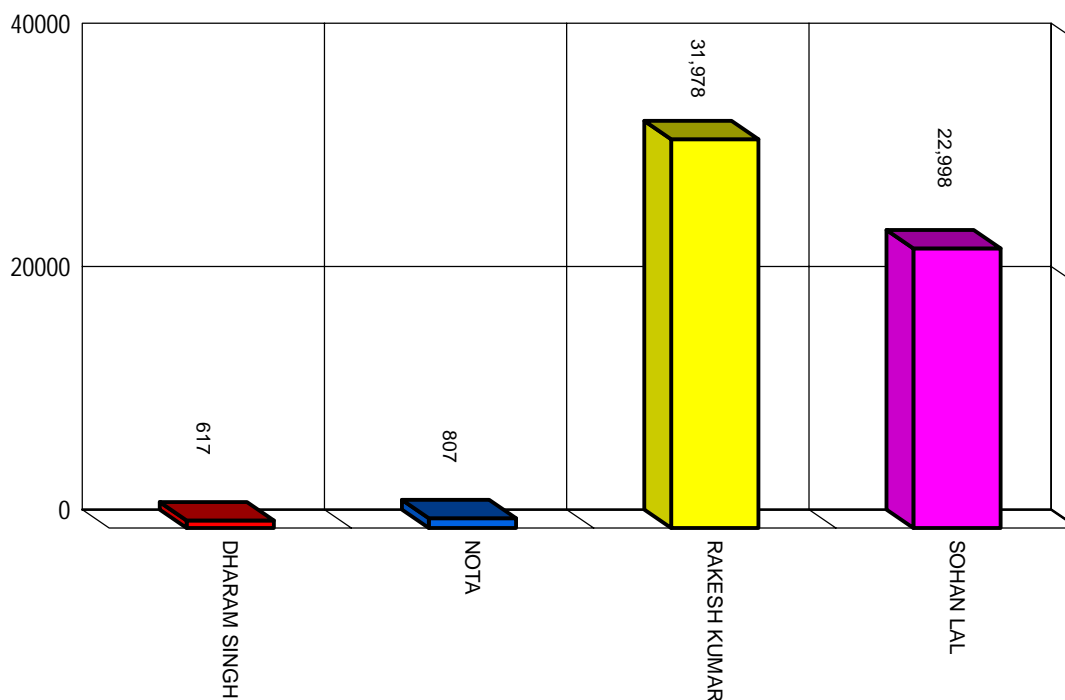
8. Detailed Result

Sl. No.	Name of Candidate	Sex	Party Affiliation	Total Votes Polled	Percentage of Votes Polled
1	RAKESH KUMAR	M	BJP	32545	55.73%
2	SOHAN LAL	M	INC	23282	40.08%
3	NOTA	-	NOTA	807	1.41%
4	DHARAM SINGH	M	BSP	624	1.08%

9. Final Result

	Party	Candidate's Name	Votes Polled
Winner	BJP	RAKESH KUMAR	32,545
Runner-up	INC	SOHAN LAL	23,282
Winning Margin			9,263

Candidate-Wise Performance Chart



28-NACHAN (SC)

Extent:

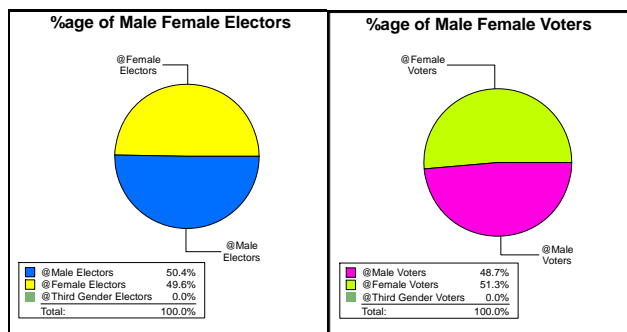
KC Nachan, PCs Bassa, Gohar, Syanj, Nandi of Syanj KC of Chachiot Tehsil, KC Jaidevi, PCs Chhater, Kanaid of Sundernagar KC of Sundarnagar Tehsil, PCs Jhungi, Pandar, Jachh, Kutahachi of Nihri KC of Nihri Sub-Tehsil, PCs Baggi, Salwahan, Rajwari, Chhamyar, Jadoli & Dadoh of Balh KC of Sadar Mandi Tehsil.

1. Detail of Constituency

No. & Name: 28-NACHAN
 Type of Constituency (GEN/SC/ST): SC

2. Important Dates:

Date of Poll: 09-11-2017
 Date of Repoll (if any): Nil
 Date of Counting: 18-12-2017
 Date of Declaration of Result: 18-12-2017



3. Data about Polling Stations

No. of Polling Stations				Average No. of Electors per Polling Station	Average No. of Voters per Polling Station
Critical	Vulnerable	Ordinary	Total		
15	3	85	103	755	601

4. Data about Candidates

No. of Nominations Filed:
 No. of Nominations Rejected:
 No. of Withdrawals:
 No. of Contesting Candidates:
 No. of Candidates who forfeited their Deposits:

Men	Women	Third Gender	Total
6	0	0	6
1	0	0	1
2	0	0	2
3	0	0	3
1	0	0	1

5. Detail of Electors

General				Service				Total			
Male	Female	Third Gender	Total	Male	Female	Third Gender	Total	Male	Female	Third Gender	Total
38,586	38,585	0	77,171	609	3	0	612	39,195	38,588	0	77,783

6. Break-up of Total Voters

Type	Men	Women	Third Gender	Total
General	29,447	31,034	0	60,481
Postal				1,412
Total	29,447	31,034	0	61,893
%age of Total Female Voters who came out to vote:				80.42

7. Name of the Contesting Candidates and their detail

Sl. No.	Name of Candidate	Sex	Party Affiliation	Symbol Allotted	Final Result
1	VINOD KUMAR	M	BJP	LOTUS	Winner
2	LAL SINGH KAUSHAL	M	INC	HAND	Runner-up
3	SATYA PRAKASH	M	IND	TRUCK	Lost
4	NOTA	-	NOTA	NONE OF THE ABOVE	Lost

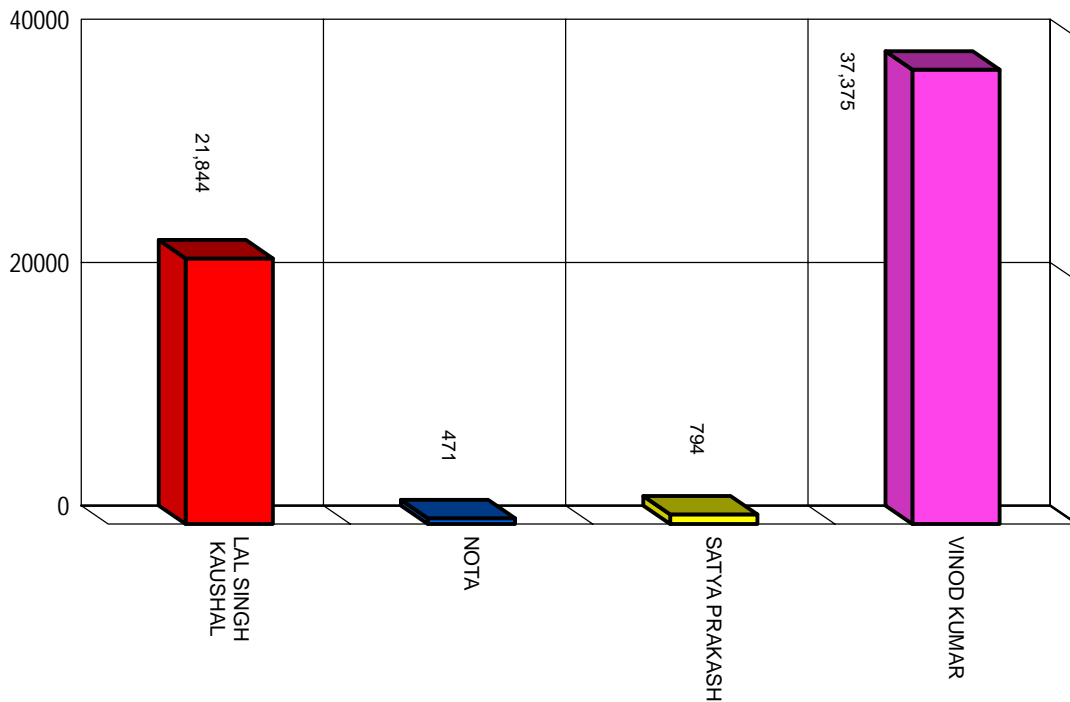
8. Detailed Result

Sl. No.	Name of Candidate	Sex	Party Affiliation	Total Votes Polled	Percentage of Votes Polled
1	VINOD KUMAR	M	BJP	38154	60.39%
2	LAL SINGH KAUSHAL	M	INC	22258	35.29%
3	SATYA PRAKASH	M	IND	804	1.28%
4	NOTA	-	NOTA	471	0.76%

9. Final Result

	Party	Candidate's Name	Votes Polled
Winner	BJP	VINOD KUMAR	38,154
Runner-up	INC	LAL SINGH KAUSHAL	22,258
Winning Margin			15,896

Candidate-Wise Performance Chart



29-SERAJ

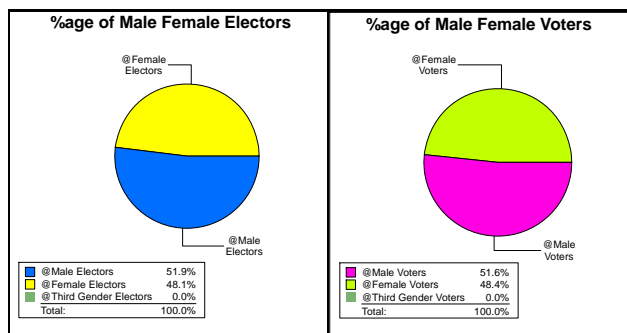
Extent:
Thunag Tehsil, Bali Chowki Sub-Tehsil, PCs Saroa, Bassi, Tharjun, Barra, Majhothi of Syanj KC of Chachiot Tehsil.

1. Detail of Constituency

No. & Name: 29-SERAJ
 Type of Constituency (GEN/SC/ST): GEN

2. Important Dates:

Date of Poll: 09-11-2017
 Date of Repoll (if any): Nil
 Date of Counting: 18-12-2017
 Date of Declaration of Result: 18-12-2017



3. Data about Polling Stations

No. of Polling Stations				Average No. of Electors per Polling Station	Average No. of Voters per Polling Station
Critical	Vulnerable	Ordinary	Total		
10	7	109	126	594	502

4. Data about Candidates

No. of Nominations Filed:
 No. of Nominations Rejected:
 No. of Withdrawals:
 No. of Contesting Candidates:
 No. of Candidates who forfeited their Deposits:

Men	Women	Third Gender	Total
5	0	0	5
0	0	0	0
0	0	0	0
5	0	0	5
3	0	0	3

5. Detail of Electors

General				Service				Total			
Male	Female	Third Gender	Total	Male	Female	Third Gender	Total	Male	Female	Third Gender	Total
38,641	35,992	0	74,633	192	0	0	192	38,833	35,992	0	74,825

6. Break-up of Total Voters

Type	Men	Women	Third Gender	Total
General	32,159	30,181	0	62,340
Postal				888
Total	32,159	30,181	0	63,228
%age of Total Female Voters who came out to vote:				83.85

7. Name of the Contesting Candidates and their detail

Sl. No.	Name of Candidate	Sex	Party Affiliation	Symbol Allotted	Final Result
1	JAI RAM THAKUR	M	BJP	LOTUS	Winner
2	CHET RAM	M	INC	HAND	Runner-up
3	DILE RAM	M	IND	SCISSORS	Lost
4	NARENDER KUMAR	M	IND	RING	Lost
5	SUNDER LAL	M	BSP	ELEPHANT	Lost
6	NOTA	-	NOTA	NONE OF THE ABOVE	Lost

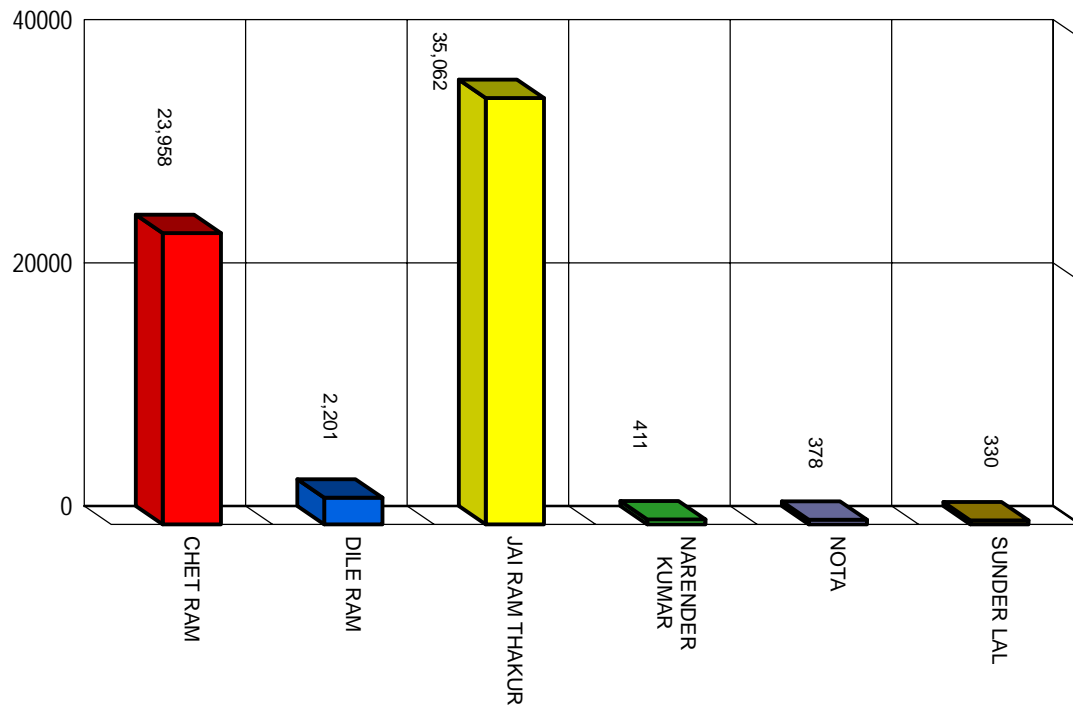
8. Detailed Result

Sl. No.	Name of Candidate	Sex	Party Affiliation	Total Votes Polled	Percentage of Votes Polled
1	JAI RAM THAKUR	M	BJP	35519	55.45%
2	CHET RAM	M	INC	24265	37.89%
3	DILE RAM	M	IND	2214	3.48%
4	NARENDER KUMAR	M	IND	412	0.65%
5	NOTA	-	NOTA	378	0.60%
6	SUNDER LAL	M	BSP	332	0.52%

9. Final Result

	Party	Candidate's Name	Votes Polled
Winner	BJP	JAI RAM THAKUR	35,519
Runner-up	INC	CHET RAM	24,265
Winning Margin			11,254

Candidate-Wise Performance Chart



30-DARANG

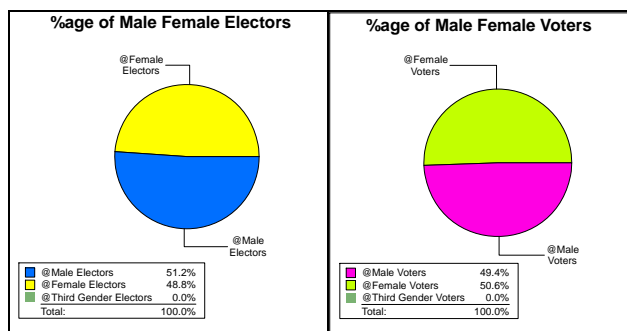
Extent:
Padhar Tehsil, Aut Sub-Tehsil & KC Rehardhar of Sadar Mandi Tehsil.

1. Detail of Constituency

No. & Name: 30-DARANG
 Type of Constituency (GEN/SC/ST): GEN

2. Important Dates:

Date of Poll: 09-11-2017
 Date of Repoll (if any): Nil
 Date of Counting: 18-12-2017
 Date of Declaration of Result: 18-12-2017



3. Data about Polling Stations

No. of Polling Stations				Average No. of Electors per Polling Station	Average No. of Voters per Polling Station
Critical	Vulnerable	Ordinary	Total		
10	4	108	122	657	537

4. Data about Candidates

No. of Nominations Filed:
 No. of Nominations Rejected:
 No. of Withdrawals:
 No. of Contesting Candidates:
 No. of Candidates who forfeited their Deposits:

Men	Women	Third Gender	Total
6	0	0	6
0	0	0	0
0	0	0	0
6	0	0	6
4	0	0	4

5. Detail of Electors

General				Service				Total			
Male	Female	Third Gender	Total	Male	Female	Third Gender	Total	Male	Female	Third Gender	Total
40,341	39,147	0	79,488	720	0	0	720	41,061	39,147	0	80,208

6. Break-up of Total Voters

Type	Men	Women	Third Gender	Total
General	31,691	32,436	0	64,127
Postal				1,359
Total	31,691	32,436	0	65,486
%age of Total Female Voters who came out to vote:				82.86

7. Name of the Contesting Candidates and their detail

Sl. No.	Name of Candidate	Sex	Party Affiliation	Symbol Allotted	Final Result
1	JAWAHAR THAKUR	M	BJP	LOTUS	Winner
2	KAUL SINGH	M	INC	HAND	Runner-up
3	PURAN CHAND	M	IND	GAS CYLINDER	Lost
4	RAMESH KUMAR	M	BSP	ELEPHANT	Lost
5	SURAJ MANI	M	IND	GREEN CHILLI	Lost
6	CHURAMANI THAKUR	M	IND	AIR CONDITIONER	Lost
7	NOTA	-	NOTA	NONE OF THE ABOVE	Lost

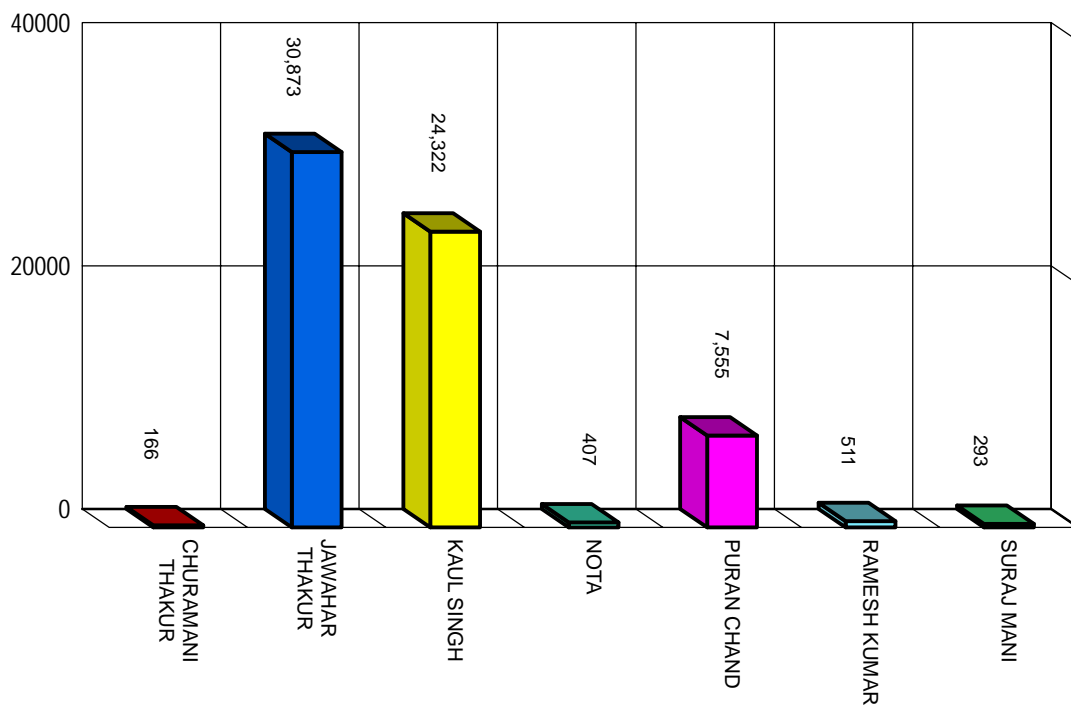
8. Detailed Result

Sl. No.	Name of Candidate	Sex	Party Affiliation	Total Votes Polled	Percentage of Votes Polled
1	JAWAHAR THAKUR	M	BJP	31392	47.14%
2	KAUL SINGH	M	INC	24851	37.14%
3	PURAN CHAND	M	IND	7672	11.54%
4	RAMESH KUMAR	M	BSP	514	0.78%
5	NOTA	-	NOTA	407	0.62%
6	SURAJ MANI	M	IND	297	0.45%
7	CHURAMANI THAKUR	M	IND	170	0.25%

9. Final Result

	Party	Candidate's Name	Votes Polled
Winner	BJP	JAWAHAR THAKUR	31,392
Runner-up	INC	KAUL SINGH	24,851
Winning Margin			6,541

Candidate-Wise Performance Chart



31-JOGINDERNAGAR

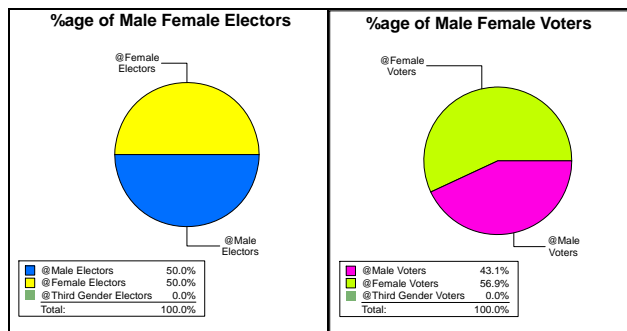
Extent:
Lad Bharol Tehsil & Jogindernagar Tehsil.

1. Detail of Constituency

No. & Name: 31-JOGINDERNAGAR
 Type of Constituency (GEN/SC/ST): GEN

2. Important Dates:

Date of Poll: 09-11-2017
 Date of Repoll (if any): Nil
 Date of Counting: 18-12-2017
 Date of Declaration of Result: 18-12-2017



3. Data about Polling Stations

No. of Polling Stations				Average No. of Electors per Polling Station	Average No. of Voters per Polling Station
Critical	Vulnerable	Ordinary	Total		
25	0	102	127	715	526

4. Data about Candidates

No. of Nominations Filed:
 No. of Nominations Rejected:
 No. of Withdrawals:
 No. of Contesting Candidates:
 No. of Candidates who forfeited their Deposits:

Men	Women	Third Gender	Total
6	0	0	6
1	0	0	1
0	0	0	0
5	0	0	5
3	0	0	3

5. Detail of Electors

General				Service				Total			
Male	Female	Third Gender	Total	Male	Female	Third Gender	Total	Male	Female	Third Gender	Total
44,162	45,344	0	89,506	1,240	4	0	1,244	45,402	45,348	0	90,750

6. Break-up of Total Voters

Type	Men	Women	Third Gender	Total
General	27,968	36,964	0	64,932
Postal				1,921
Total	27,968	36,964	0	66,853
%age of Total Female Voters who came out to vote:				81.51

7. Name of the Contesting Candidates and their detail

Sl. No.	Name of Candidate	Sex	Party Affiliation	Symbol Allotted	Final Result
1	PRAKASH RANA	M	IND	GAS CYLINDER	Winner
2	GULAB SINGH THAKUR	M	BJP	LOTUS	Runner-up
3	JIWAN LAL THAKUR	M	INC	HAND	Lost
4	KUSHAL BHARDWAJ	M	CPM	HAMMER, SICKLE AND STAR	Lost
5	HET SINGH VERMA	M	BSP	ELEPHANT	Lost
6	NOTA	-	NOTA	NONE OF THE ABOVE	Lost

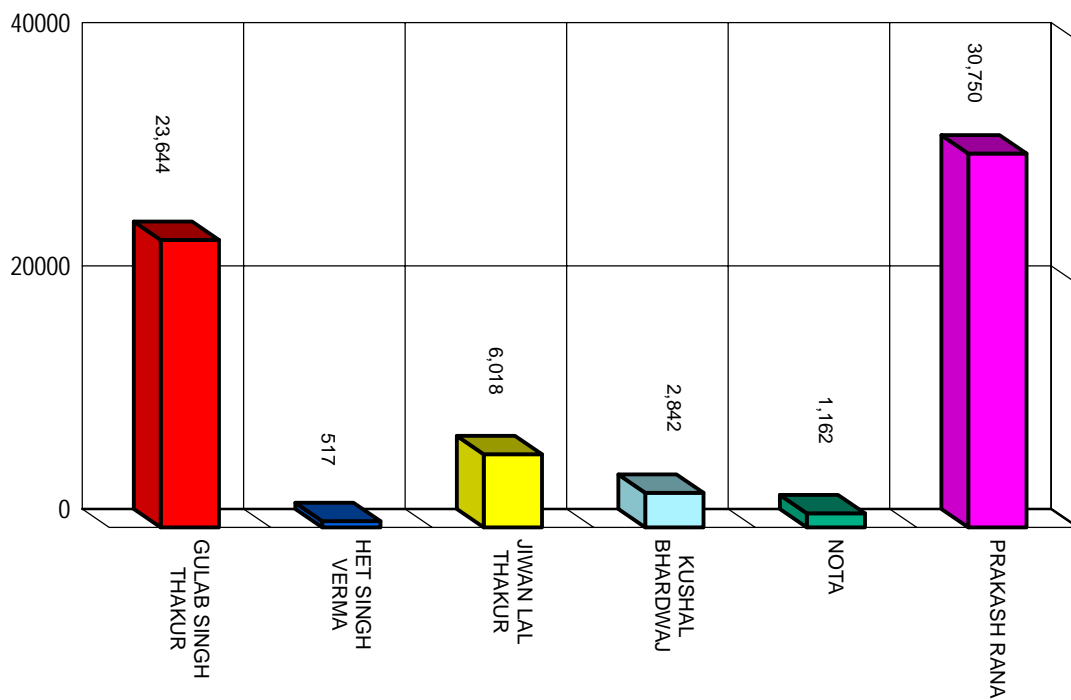
8. Detailed Result

Sl. No.	Name of Candidate	Sex	Party Affiliation	Total Votes Polled	Percentage of Votes Polled
1	PRAKASH RANA	M	IND	31214	46.00%
2	GULAB SINGH THAKUR	M	BJP	24579	35.37%
3	JIWAN LAL THAKUR	M	INC	6244	9.00%
4	KUSHAL BHARDWAJ	M	CPM	2864	4.25%
5	NOTA	-	NOTA	1162	1.74%
6	HET SINGH VERMA	M	BSP	521	0.77%

9. Final Result

	Party	Candidate's Name	Votes Polled
Winner	IND	PRAKASH RANA	31,214
Runner-up	BJP	GULAB SINGH THAKUR	24,579
Winning Margin			6,635

Candidate-Wise Performance Chart



32-DHARAMPUR

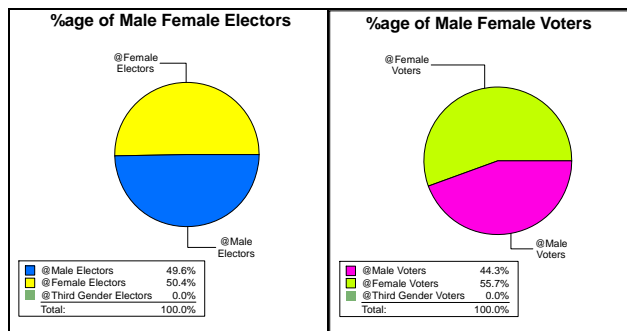
Extent:
Sandhol Sub-Tehsil, Dharampur Sub-Tehsil. KCs Tanhyar & Rakhoh of Sarkaghat Tehsil.

1. Detail of Constituency

No. & Name: 32-DHARAMPUR
 Type of Constituency (GEN/SC/ST): GEN

2. Important Dates:

Date of Poll: 09-11-2017
 Date of Repoll (if any): Nil
 Date of Counting: 18-12-2017
 Date of Declaration of Result: 18-12-2017



3. Data about Polling Stations

No. of Polling Stations				Average No. of Electors per Polling Station	Average No. of Voters per Polling Station
Critical	Vulnerable	Ordinary	Total		
6	8	86	100	741	488

4. Data about Candidates

No. of Nominations Filed:
 No. of Nominations Rejected:
 No. of Withdrawals:
 No. of Contesting Candidates:
 No. of Candidates who forfeited their Deposits:

Men	Women	Third Gender	Total
7	0	0	7
0	0	0	0
0	0	0	0
7	0	0	7
5	0	0	5

5. Detail of Electors

General				Service				Total			
Male	Female	Third Gender	Total	Male	Female	Third Gender	Total	Male	Female	Third Gender	Total
35,824	37,287	0	73,111	937	4	0	941	36,761	37,291	0	74,052

6. Break-up of Total Voters

Type	Men	Women	Third Gender	Total
General	20,885	26,221	0	47,106
Postal				1,714
Total	20,885	26,221	0	48,820
%age of Total Female Voters who came out to vote:				70.31

7. Name of the Contesting Candidates and their detail

Sl. No.	Name of Candidate	Sex	Party Affiliation	Symbol Allotted	Final Result
1	MAHENDER SINGH	M	BJP	LOTUS	Winner
2	CHANDERSHEKHAR	M	INC	HAND	Runner-up
3	BHUPENDER SINGH	M	CPM	HAMMER, SICKLE AND STAR	Lost
4	RAMESH KUMAR GULERIA	M	RADM	PEN NIB WITH SEVEN RAYS	Lost
5	DR. PRAKASH CHAND BHARI	M	IND	TRACTOR CHALATA KISAN	Lost
6	DIGVIJAY SINGH	M	IND	TELEPHONE	Lost
7	SAJURAM SAKLANI	M	IND	LETTER BOX	Lost
8	NOTA	-	NOTA	NONE OF THE ABOVE	Lost

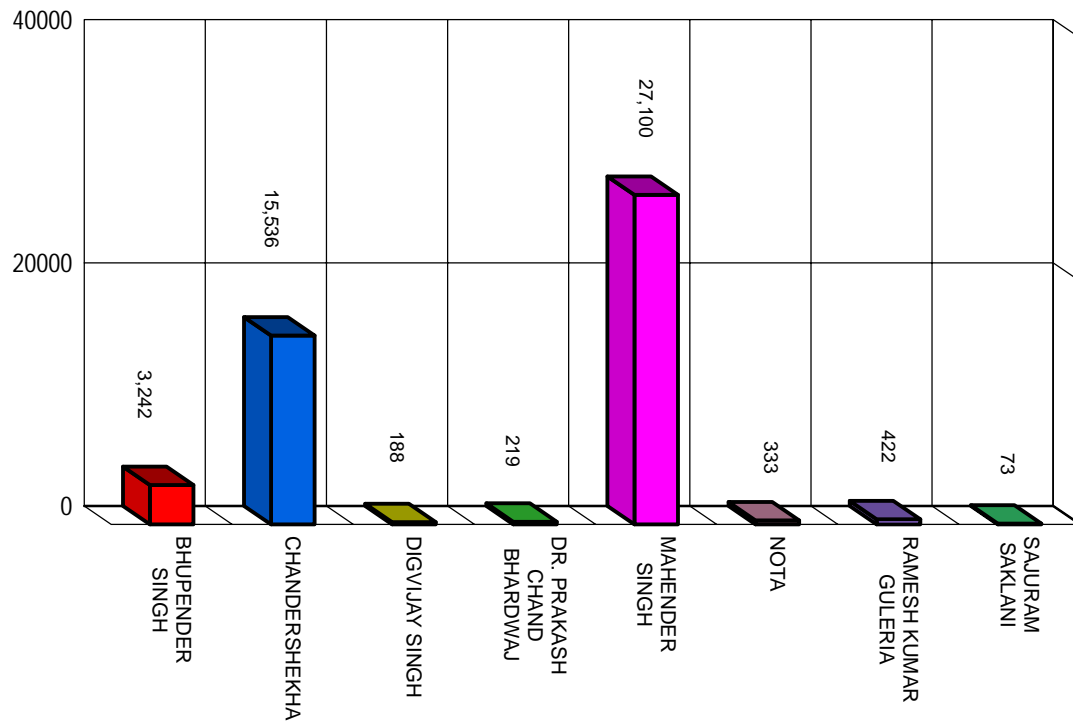
8. Detailed Result

Sl. No.	Name of Candidate	Sex	Party Affiliation	Total Votes Polled	Percentage of Votes Polled
1	MAHENDER SINGH	M	BJP	27931	55.51%
2	CHANDERSHEKHAR	M	INC	15967	31.82%
3	BHUPENDER SINGH	M	CPM	3284	6.64%
4	RAMESH KUMAR GULERIA	M	RADM	428	0.86%
5	NOTA	-	NOTA	333	0.68%
6	DR. PRAKASH CHAND BHARDWAJ	M	IND	219	0.45%
7	DIGVIJAY SINGH	M	IND	190	0.39%
8	SAJURAM SAKLANI	M	IND	74	0.15%

9. Final Result

	Party	Candidate's Name	Votes Polled
Winner	BJP	MAHENDER SINGH	27,931
Runner-up	INC	CHANDERSHEKHAR	15,967
Winning Margin			11,964

Candidate-Wise Performance Chart



33-MANDI

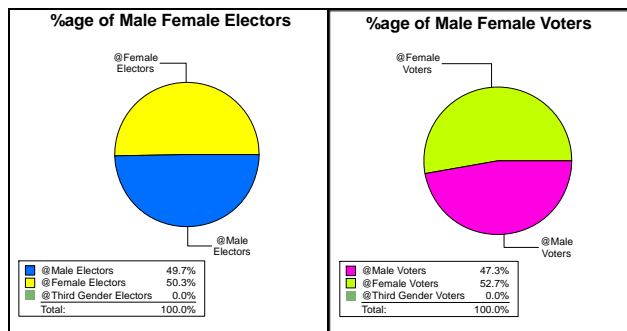
Extent:
Kotli Sub-Tehsil, KCs Sadar, Talyahar & Mandi Municipal Council of Sadar Mandi Tehsil.

1. Detail of Constituency

No. & Name: 33-MANDI
 Type of Constituency (GEN/SC/ST): GEN

2. Important Dates:

Date of Poll: 09-11-2017
 Date of Repoll (if any): Nil
 Date of Counting: 18-12-2017
 Date of Declaration of Result: 18-12-2017



3. Data about Polling Stations

No. of Polling Stations				Average No. of Electors per Polling Station	Average No. of Voters per Polling Station
Critical	Vulnerable	Ordinary	Total		
11	2	91	104	670	519

4. Data about Candidates

No. of Nominations Filed:
 No. of Nominations Rejected:
 No. of Withdrawals:
 No. of Contesting Candidates:
 No. of Candidates who forfeited their Deposits:

Men	Women	Third Gender	Total
5	2	0	7
0	0	0	0
0	0	0	0
5	2	0	7
4	1	0	5

5. Detail of Electors

General				Service				Total			
Male	Female	Third Gender	Total	Male	Female	Third Gender	Total	Male	Female	Third Gender	Total
33,636	35,064	0	68,700	973	5	0	978	34,609	35,069	0	69,678

6. Break-up of Total Voters

Type	Men	Women	Third Gender	Total
General	24,793	27,606	0	52,399
Postal				1,558
Total	24,793	27,606	0	53,957
%age of Total Female Voters who came out to vote:				78.72

7. Name of the Contesting Candidates and their detail

Sl. No.	Name of Candidate	Sex	Party Affiliation	Symbol Allotted	Final Result
1	ANIL SHARMA	M	BJP	LOTUS	Winner
2	CHAMPA THAKUR	F	INC	HAND	Runner-up
3	NARENDER KUMAR	M	BSP	ELEPHANT	Lost
4	LAWAN KUMAR	M	IND	AUTO- RICKSHAW	Lost
5	DESH RAJ	M	IND	GAS CYLINDER	Lost
6	ROSHANI SHARMA	F	IND	POT	Lost
7	DUNI CHAND	M	IND	BEAD NECKLACE	Lost
8	NOTA	-	NOTA	NONE OF THE ABOVE	Lost

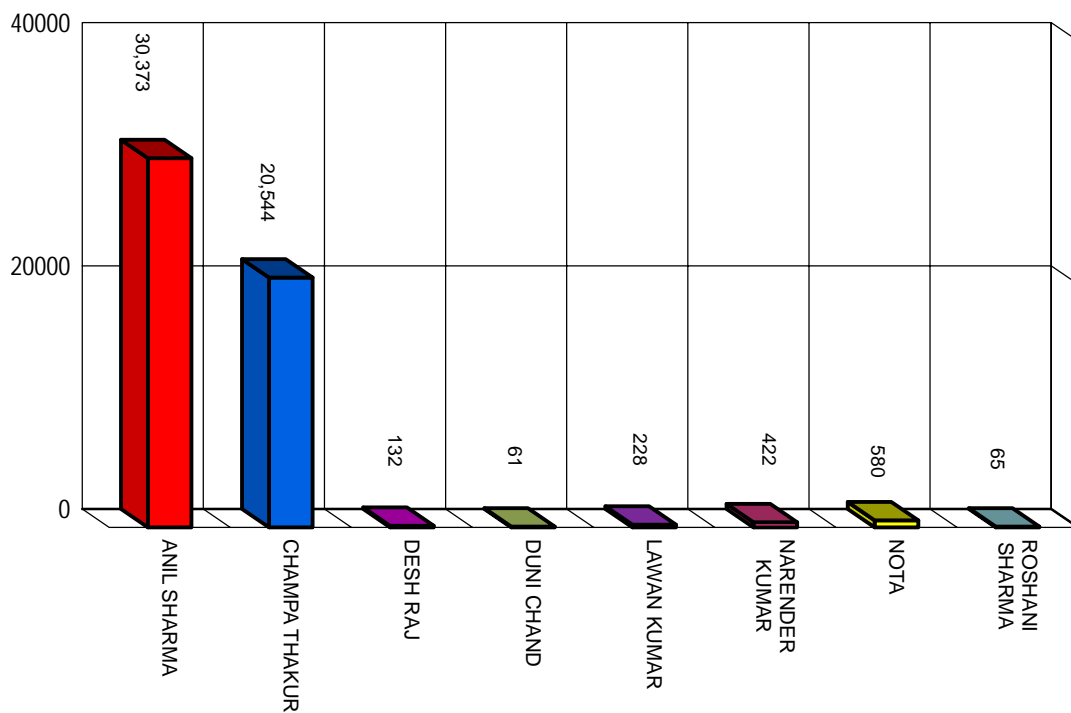
8. Detailed Result

Sl. No.	Name of Candidate	Sex	Party Affiliation	Total Votes Polled	Percentage of Votes Polled
1	ANIL SHARMA	M	BJP	31282	56.29%
2	CHAMPA THAKUR	F	INC	21025	38.07%
3	NOTA	-	NOTA	580	1.07%
4	NARENDER KUMAR	M	BSP	438	0.78%
5	LAWAN KUMAR	M	IND	229	0.42%
6	DESH RAJ	M	IND	137	0.24%
7	ROSHANI SHARMA	F	IND	73	0.12%
8	DUNI CHAND	M	IND	62	0.11%

9. Final Result

	Party	Candidate's Name	Votes Polled
Winner	BJP	ANIL SHARMA	31,282
Runner-up	INC	CHAMPA THAKUR	21,025
Winning Margin			10,257

Candidate-Wise Performance Chart



34-BALH (SC)

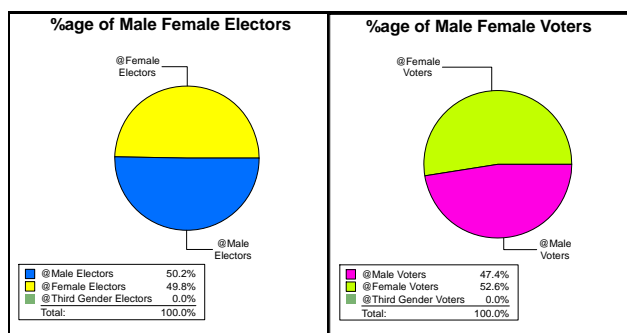
Extent:
KCs Pairi, Rewalsar, PCs Gagat, Kummi, Rajgarh, Lohara of Balh KC & Rewalsar Nagar Panchayat of Sadar Mandi Tehsil.

1. Detail of Constituency

No. & Name: 34-BALH
 Type of Constituency (GEN/SC/ST): SC

2. Important Dates:

Date of Poll: 09-11-2017
 Date of Repoll (if any): Nil
 Date of Counting: 18-12-2017
 Date of Declaration of Result: 18-12-2017



3. Data about Polling Stations

No. of Polling Stations				Average No. of Electors per Polling Station	Average No. of Voters per Polling Station
Critical	Vulnerable	Ordinary	Total		
11	3	85	99	720	587

4. Data about Candidates

No. of Nominations Filed:
 No. of Nominations Rejected:
 No. of Withdrawals:
 No. of Contesting Candidates:
 No. of Candidates who forfeited their Deposits:

Men	Women	Third Gender	Total
6	0	0	6
2	0	0	2
0	0	0	0
4	0	0	4
2	0	0	2

5. Detail of Electors

General				Service				Total			
Male	Female	Third Gender	Total	Male	Female	Third Gender	Total	Male	Female	Third Gender	Total
34,989	35,515	0	70,504	755	0	0	755	35,744	35,515	0	71,259

6. Break-up of Total Voters

Type	Men	Women	Third Gender	Total
General	26,862	29,798	0	56,660
Postal				1,417
Total	26,862	29,798	0	58,077
%age of Total Female Voters who came out to vote:				83.90

7. Name of the Contesting Candidates and their detail

Sl. No.	Name of Candidate	Sex	Party Affiliation	Symbol Allotted	Final Result
1	INDER SINGH	M	BJP	LOTUS	Winner
2	PRAKASH CHAUDHARY	M	INC	HAND	Runner-up
3	PREM KUMAR HAWAL	M	BSP	ELEPHANT	Lost
4	RAJENDER PAUL KASHAV	M	AIFB	LION	Lost
5	NOTA	-	NOTA	NONE OF THE ABOVE	Lost

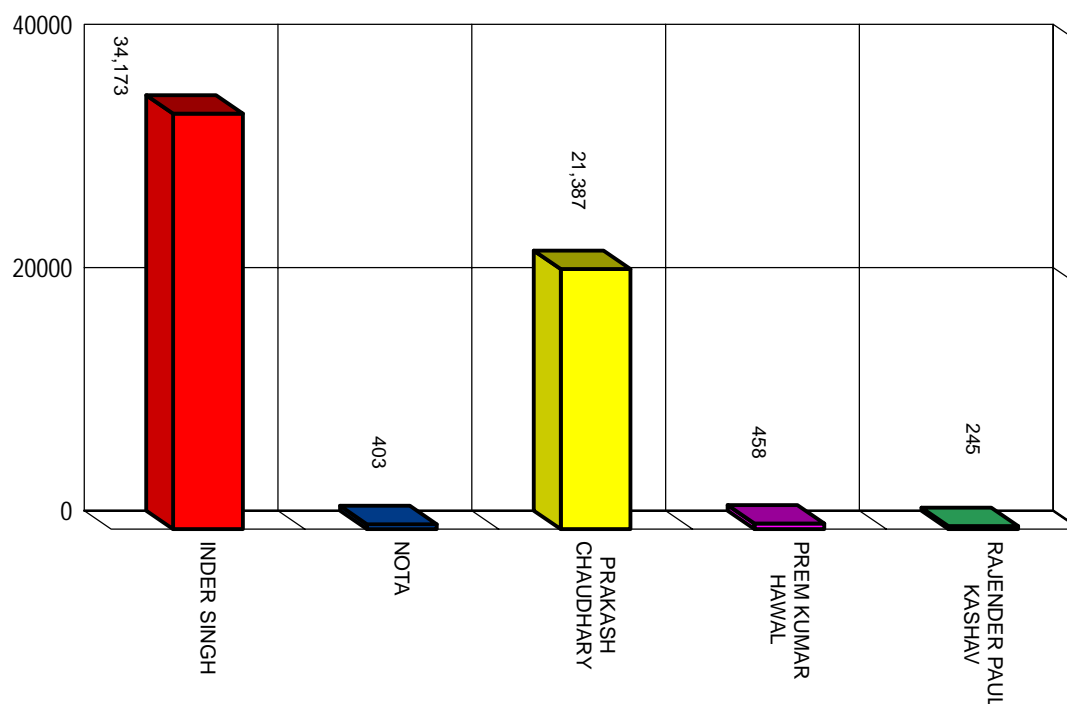
8. Detailed Result

Sl. No.	Name of Candidate	Sex	Party Affiliation	Total Votes Polled	Percentage of Votes Polled
1	INDER SINGH	M	BJP	34704	58.84%
2	PRAKASH CHAUDHARY	M	INC	21893	36.83%
3	PREM KUMAR HAWAL	M	BSP	466	0.79%
4	NOTA	-	NOTA	403	0.69%
5	RAJENDER PAUL KASHAV	M	AIFB	253	0.42%

9. Final Result

	Party	Candidate's Name	Votes Polled
Winner	BJP	INDER SINGH	34,704
Runner-up	INC	PRAKASH CHAUDHARY	21,893
Winning Margin			12,811

Candidate-Wise Performance Chart



35-SARKAGHAT

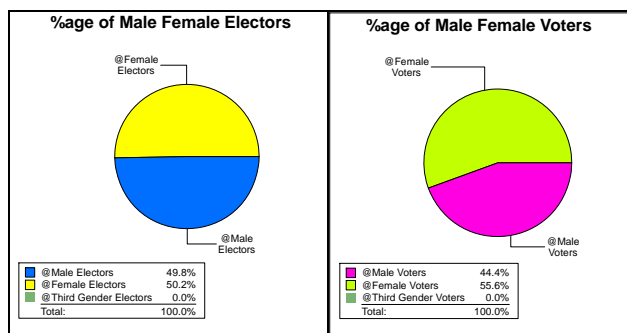
Extent:
Baldwara Sub-Tehsil, KCs Rakhota, Gopalpur, Sarkaghat & Sarkaghat Nagar Panchayat of Sarkaghat Tehsil.

1. Detail of Constituency

No. & Name: 35-SARKAGHAT
 Type of Constituency (GEN/SC/ST): GEN

2. Important Dates:

Date of Poll: 09-11-2017
 Date of Repoll (if any): Nil
 Date of Counting: 18-12-2017
 Date of Declaration of Result: 18-12-2017



3. Data about Polling Stations

No. of Polling Stations				Average No. of Electors per Polling Station	Average No. of Voters per Polling Station
Critical	Vulnerable	Ordinary	Total		
10	3	94	107	773	535

4. Data about Candidates

No. of Nominations Filed:
 No. of Nominations Rejected:
 No. of Withdrawals:
 No. of Contesting Candidates:
 No. of Candidates who forfeited their Deposits:

Men	Women	Third Gender	Total
9	1	0	10
0	0	0	0
1	0	0	1
8	1	0	9
6	1	0	7

5. Detail of Electors

General				Service				Total			
Male	Female	Third Gender	Total	Male	Female	Third Gender	Total	Male	Female	Third Gender	Total
40,298	41,510	0	81,808	946	2	0	948	41,244	41,512	0	82,756

6. Break-up of Total Voters

Type	Men	Women	Third Gender	Total
General	24,679	30,954	0	55,633
Postal				1,637
Total	24,679	30,954	0	57,270
%age of Total Female Voters who came out to vote:				74.57

7. Name of the Contesting Candidates and their detail

Sl. No.	Name of Candidate	Sex	Party Affiliation	Symbol Allotted	Final Result
1	INDER SINGH	M	BJP	LOTUS	Winner
2	PAWAN KUMAR	M	INC	HAND	Runner-up
3	MUNISH SHARMA	M	CPM	HAMMER, SICKLE AND STAR	Lost
4	RAJ KUMAR	M	BSP	ELEPHANT	Lost
5	HEM RAJ	M	IND	BABY WALKER	Lost
6	MOTI RAM	M	IND	ALMIRAH	Lost
7	JAGDISH CHAND	M	IND	AIR CONDITIONER	Lost
8	SANJIV KUMAR	M	IND	AUTO- RICKSHAW	Lost
9	PARO DEVI	F	LOGAP	CANDLES	Lost
10	NOTA	-	NOTA	NONE OF THE ABOVE	Lost

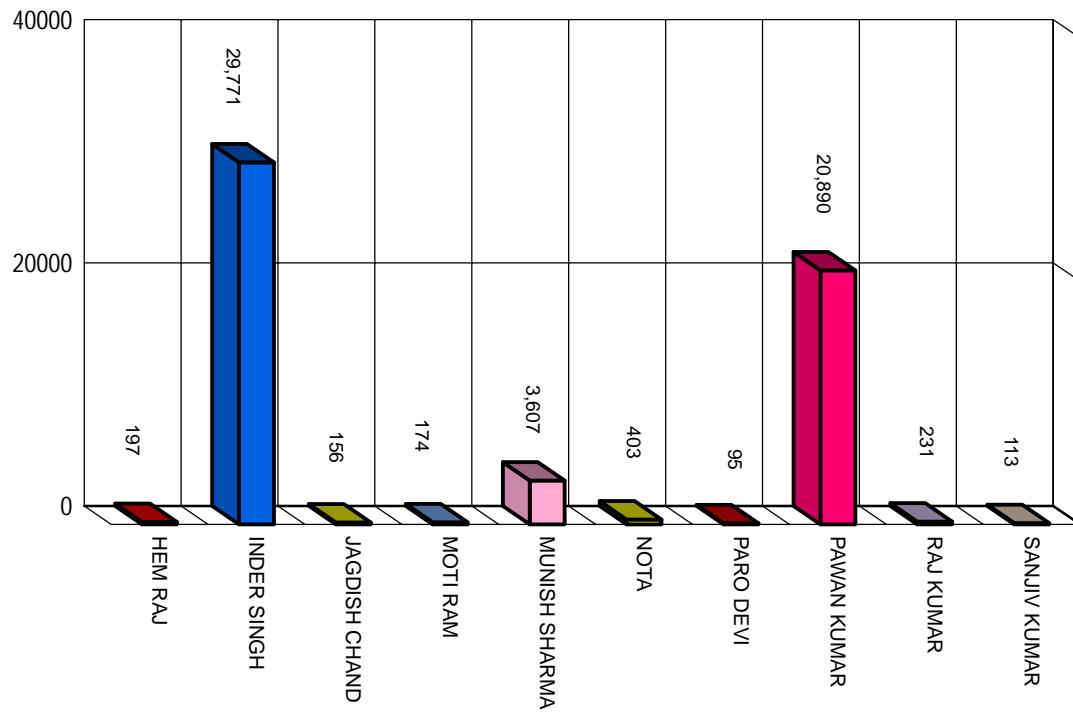
8. Detailed Result

Sl. No.	Name of Candidate	Sex	Party Affiliation	Total Votes Polled	Percentage of Votes Polled
1	INDER SINGH	M	BJP	30705	51.98%
2	PAWAN KUMAR	M	INC	21403	36.48%
3	MUNISH SHARMA	M	CPM	3653	6.30%
4	NOTA	-	NOTA	403	0.70%
5	RAJ KUMAR	M	BSP	238	0.40%
6	HEM RAJ	M	IND	198	0.34%
7	MOTI RAM	M	IND	177	0.30%
8	JAGDISH CHAND	M	IND	160	0.27%
9	SANJIV KUMAR	M	IND	117	0.20%
10	PARO DEVI	F	LOGAP	101	0.17%

9. Final Result

	Party	Candidate's Name	Votes Polled
Winner	BJP	INDER SINGH	30,705
Runner-up	INC	PAWAN KUMAR	21,403
Winning Margin			9,302

Candidate-Wise Performance Chart



36-BHORANJ (SC)

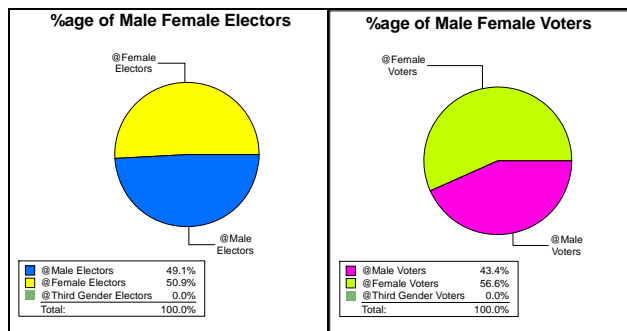
Extent:
Bhoranj Tehsil

1. Detail of Constituency

No. & Name: 36-BHORANJ
 Type of Constituency (GEN/SC/ST): SC

2. Important Dates:

Date of Poll: 09-11-2017
 Date of Repoll (if any): Nil
 Date of Counting: 18-12-2017
 Date of Declaration of Result: 18-12-2017



3. Data about Polling Stations

No. of Polling Stations				Average No. of Electors per Polling Station	Average No. of Voters per Polling Station
Critical	Vulnerable	Ordinary	Total		
7	2	90	99	765	511

4. Data about Candidates

No. of Nominations Filed:
 No. of Nominations Rejected:
 No. of Withdrawals:
 No. of Contesting Candidates:
 No. of Candidates who forfeited their Deposits:

Men	Women	Third Gender	Total
5	1	0	6
0	0	0	0
1	0	0	1
4	1	0	5
3	0	0	3

5. Detail of Electors

General				Service				Total			
Male	Female	Third Gender	Total	Male	Female	Third Gender	Total	Male	Female	Third Gender	Total
36,253	38,510	0	74,763	925	1	0	926	37,178	38,511	0	75,689

6. Break-up of Total Voters

Type	Men	Women	Third Gender	Total
General	21,350	27,875	0	49,225
Postal				1,400
Total	21,350	27,875	0	50,625
%age of Total Female Voters who came out to vote:				72.38

7. Name of the Contesting Candidates and their detail

Sl. No.	Name of Candidate	Sex	Party Affiliation	Symbol Allotted	Final Result
1	KAMLESH KUMARI	F	BJP	LOTUS	Winner
2	SURESH KUMAR	M	INC	HAND	Runner-up
3	PRAVEEN KAUSHAL	M	BSP	ELEPHANT	Lost
4	DHANI RAM	M	IND	CAPSICUM	Lost
5	MADAN LAL	M	SAKAP	COCONUT FARM	Lost
6	NOTA	-	NOTA	NONE OF THE ABOVE	Lost

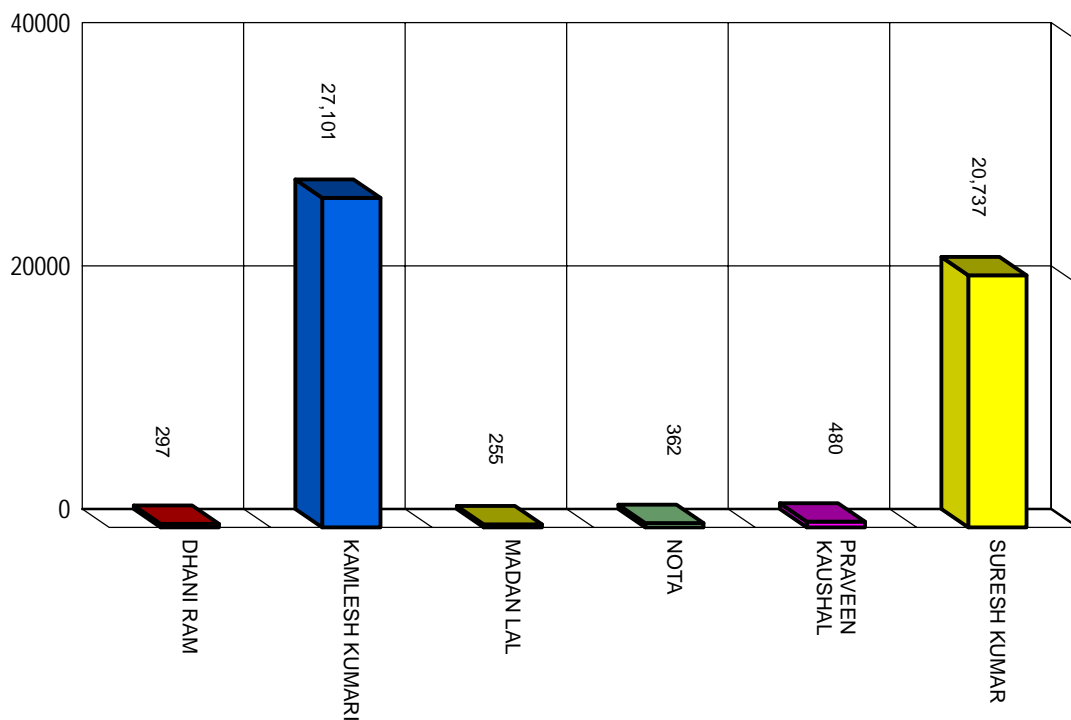
8. Detailed Result

Sl. No.	Name of Candidate	Sex	Party Affiliation	Total Votes Polled	Percentage of Votes Polled
1	KAMLESH KUMARI	F	BJP	27961	53.53%
2	SURESH KUMAR	M	INC	21069	40.96%
3	PRAVEEN KAUSHAL	M	BSP	491	0.95%
4	NOTA	-	NOTA	362	0.72%
5	DHANI RAM	M	IND	308	0.59%
6	MADAN LAL	M	SAKAP	256	0.50%

9. Final Result

	Party	Candidate's Name	Votes Polled
Winner	BJP	KAMLESH KUMARI	27,961
Runner-up	INC	SURESH KUMAR	21,069
Winning Margin			6,892

Candidate-Wise Performance Chart



37-SUJANPUR

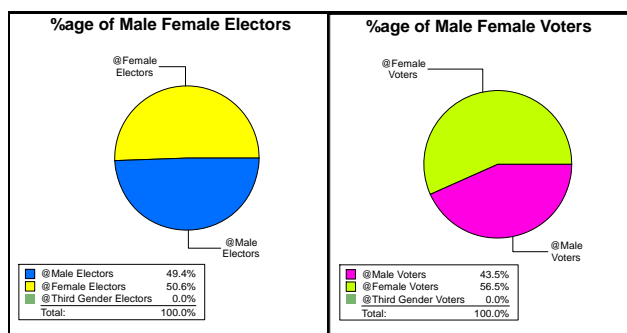
Extent:
Sujanpur Tehsil; KC Jhaniara , PCs Bouru, Utpur, Kadhiyar, Lag, Lohakhar, Gawardu, Patnaun, Siswan, Thana , Kot & Kakriyar of Ugalta KC of Hamirpur Tehsil.

1. Detail of Constituency

No. & Name: 37-SUJANPUR
 Type of Constituency (GEN/SC/ST): GEN

2. Important Dates:

Date of Poll: 09-11-2017
 Date of Repoll (if any): Nil
 Date of Counting: 18-12-2017
 Date of Declaration of Result: 18-12-2017



3. Data about Polling Stations

No. of Polling Stations				Average No. of Electors per Polling Station	Average No. of Voters per Polling Station
Critical	Vulnerable	Ordinary	Total		
17	0	86	103	665	496

4. Data about Candidates

No. of Nominations Filed:
 No. of Nominations Rejected:
 No. of Withdrawals:
 No. of Contesting Candidates:
 No. of Candidates who forfeited their Deposits:

Men	Women	Third Gender	Total
7	0	0	7
2	0	0	2
0	0	0	0
5	0	0	5
3	0	0	3

5. Detail of Electors

General				Service				Total			
Male	Female	Third Gender	Total	Male	Female	Third Gender	Total	Male	Female	Third Gender	Total
32,394	34,671	0	67,065	1,432	7	0	1,439	33,826	34,678	0	68,504

6. Break-up of Total Voters

Type	Men	Women	Third Gender	Total
General	21,543	28,036	0	49,579
Postal				1,521
Total	21,543	28,036	0	51,100
%age of Total Female Voters who came out to vote:				80.85

7. Name of the Contesting Candidates and their detail

Sl. No.	Name of Candidate	Sex	Party Affiliation	Symbol Allotted	Final Result
1	RAJINDER RANA	M	INC	HAND	Winner
2	PREM KUMAR DHUMAL	M	BJP	LOTUS	Runner-up
3	JOGINDER KUMAR THAKUR	M	CPM	HAMMER, SICKLE AND STAR	Lost
4	RAVINDER SINGH DOGRA	M	NCP	CLOCK	Lost
5	PARVEEN THAKUR	M	BSP	ELEPHANT	Lost
6	NOTA	-	NOTA	NONE OF THE ABOVE	Lost

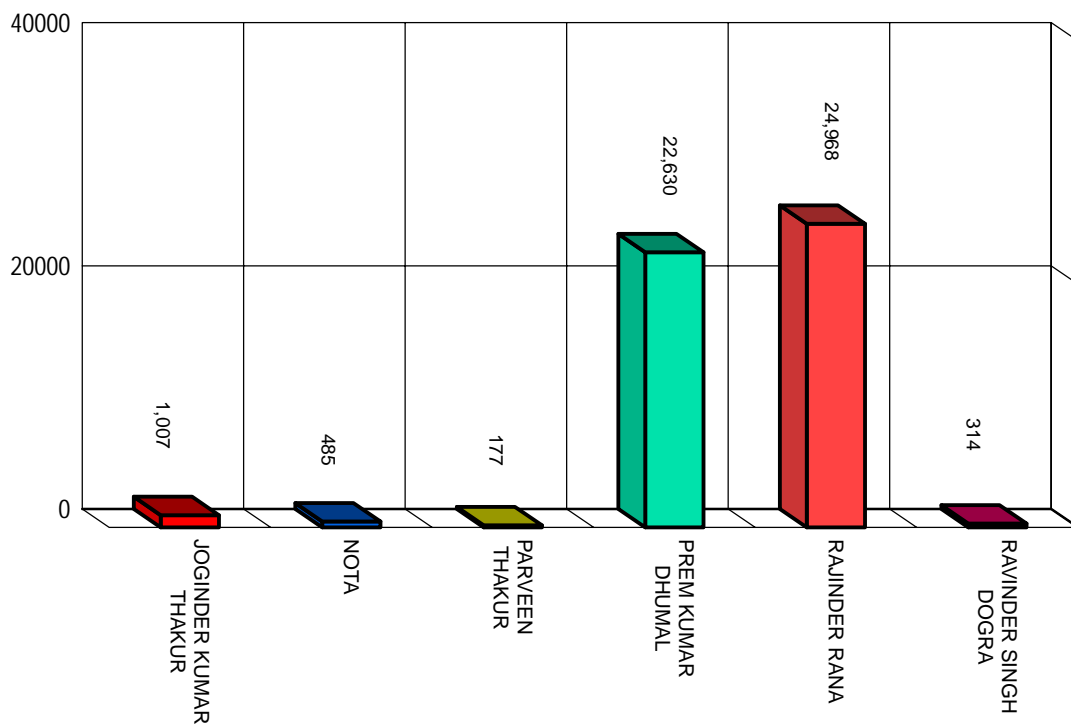
8. Detailed Result

Sl. No.	Name of Candidate	Sex	Party Affiliation	Total Votes Polled	Percentage of Votes Polled
1	RAJINDER RANA	M	INC	25288	48.86%
2	PREM KUMAR DHUMAL	M	BJP	23369	44.29%
3	JOGINDER KUMAR THAKUR	M	CPM	1023	1.97%
4	NOTA	-	NOTA	485	0.95%
5	RAVINDER SINGH DOGRA	M	NCP	344	0.61%
6	PARVEEN THAKUR	M	BSP	190	0.35%

9. Final Result

	Party	Candidate's Name	Votes Polled
Winner	INC	RAJINDER RANA	25,288
Runner-up	BJP	PREM KUMAR DHUMAL	23,369
Winning Margin			1,919

Candidate-Wise Performance Chart



38-HAMIRPUR

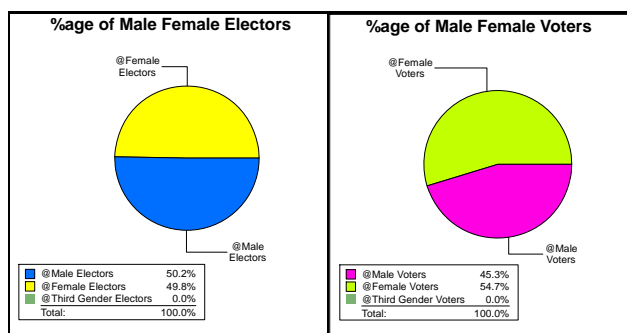
Extent:
KCs Tal, Nalti, Hamirpur , PCs Lambloo, Balyut, Baloh of Ugialta KC & Hamirpur Municipal Council of Hamirpur Tehsil.

1. Detail of Constituency

No. & Name: 38-HAMIRPUR
 Type of Constituency (GEN/SC/ST): GEN

2. Important Dates:

Date of Poll: 09-11-2017
 Date of Repoll (if any): Nil
 Date of Counting: 18-12-2017
 Date of Declaration of Result: 18-12-2017



3. Data about Polling Stations

No. of Polling Stations				Average No. of Electors per Polling Station	Average No. of Voters per Polling Station
Critical	Vulnerable	Ordinary	Total		
8	0	85	93	747	525

4. Data about Candidates

No. of Nominations Filed:
 No. of Nominations Rejected:
 No. of Withdrawals:
 No. of Contesting Candidates:
 No. of Candidates who forfeited their Deposits:

Men	Women	Third Gender	Total
10	0	0	10
1	0	0	1
2	0	0	2
7	0	0	7
5	0	0	5

5. Detail of Electors

General				Service				Total			
Male	Female	Third Gender	Total	Male	Female	Third Gender	Total	Male	Female	Third Gender	Total
34,127	34,590	0	68,717	722	5	0	727	34,849	34,595	0	69,444

6. Break-up of Total Voters

Type	Men	Women	Third Gender	Total
General	21,556	26,025	0	47,581
Postal				1,227
Total	21,556	26,025	0	48,808
%age of Total Female Voters who came out to vote:				75.23

7. Name of the Contesting Candidates and their detail

Sl. No.	Name of Candidate	Sex	Party Affiliation	Symbol Allotted	Final Result
1	NARINDER THAKUR	M	BJP	LOTUS	Winner
2	KULDEEP SINGH PATHANIA	M	INC	HAND	Runner-up
3	ANIL MANKOTIA	M	CPM	HAMMER, SICKLE AND STAR	Lost
4	KAMAL PATHANIA	M	IND	CUP & SAUCER	Lost
5	LAL SINGH MASTANA	M	BSP	ELEPHANT	Lost
6	ASHISH KUMAR	M	IND	BEAD NECKLACE	Lost
7	RAJ KUMAR	M	SAKAP	COCONUT FARM	Lost
8	NOTA	-	NOTA	NONE OF THE ABOVE	Lost

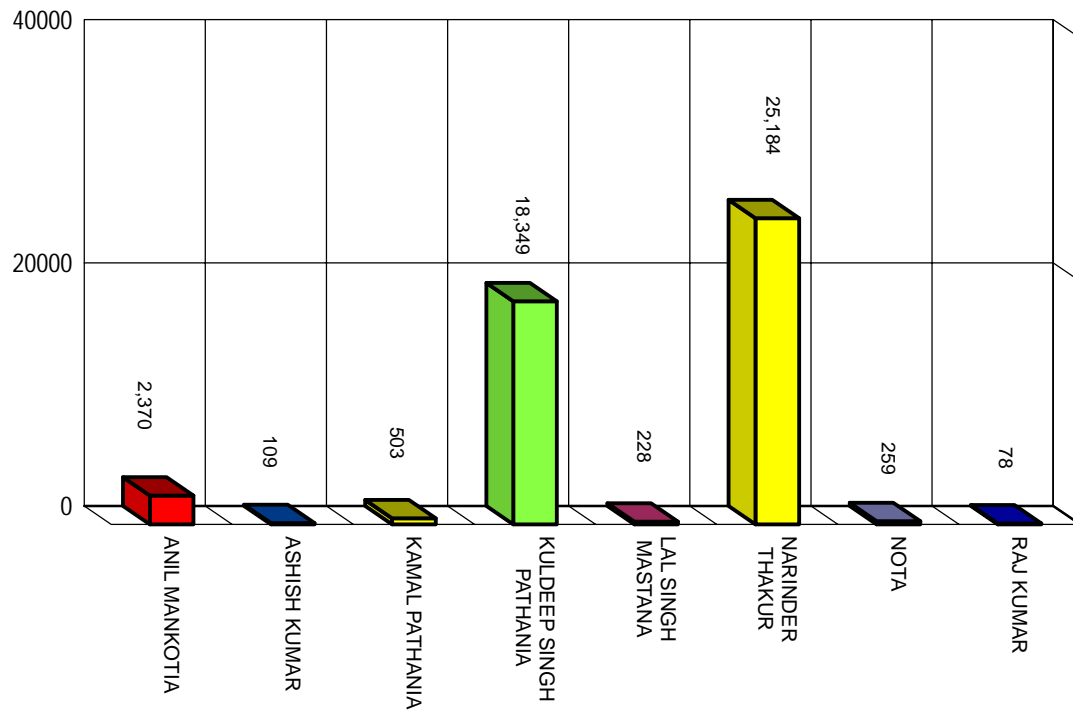
8. Detailed Result

Sl. No.	Name of Candidate	Sex	Party Affiliation	Total Votes Polled	Percentage of Votes Polled
1	NARINDER THAKUR	M	BJP	25854	51.60%
2	KULDEEP SINGH PATHANIA	M	INC	18623	37.59%
3	ANIL MANKOTIA	M	CPM	2398	4.86%
4	KAMAL PATHANIA	M	IND	509	1.03%
5	NOTA	-	NOTA	259	0.53%
6	LAL SINGH MASTANA	M	BSP	231	0.47%
7	ASHISH KUMAR	M	IND	111	0.22%
8	RAJ KUMAR	M	SAKAP	78	0.16%

9. Final Result

	Party	Candidate's Name	Votes Polled
Winner	BJP	NARINDER THAKUR	25,854
Runner-up	INC	KULDEEP SINGH PATHANIA	18,623
Winning Margin			7,231

Candidate-Wise Performance Chart



39-BARSAR

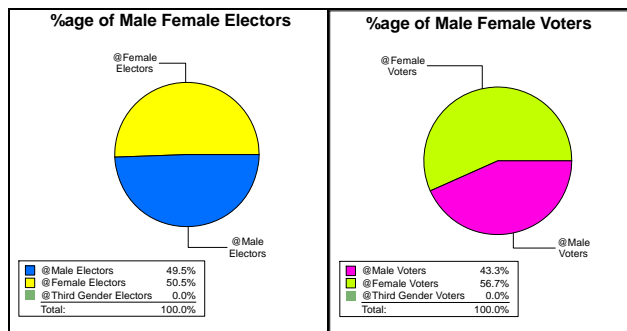
Extent:
Barsar Tehsil & Dhatwal Sub-Tehsil.

1. Detail of Constituency

No. & Name: 39-BARSAR
 Type of Constituency (GEN/SC/ST): GEN

2. Important Dates:

Date of Poll: 09-11-2017
 Date of Repoll (if any): Nil
 Date of Counting: 18-12-2017
 Date of Declaration of Result: 18-12-2017



3. Data about Polling Stations

No. of Polling Stations				Average No. of Electors per Polling Station	Average No. of Voters per Polling Station
Critical	Vulnerable	Ordinary	Total		
7	0	103	110	734	521

4. Data about Candidates

No. of Nominations Filed:
 No. of Nominations Rejected:
 No. of Withdrawals:
 No. of Contesting Candidates:
 No. of Candidates who forfeited their Deposits:

Men	Women	Third Gender	Total
6	1	0	7
2	0	0	2
0	0	0	0
4	1	0	5
1	1	0	2

5. Detail of Electors

General				Service				Total			
Male	Female	Third Gender	Total	Male	Female	Third Gender	Total	Male	Female	Third Gender	Total
38,662	40,800	0	79,462	1,253	2	0	1,255	39,915	40,802	0	80,717

6. Break-up of Total Voters

Type	Men	Women	Third Gender	Total
General	24,113	31,627	0	55,740
Postal				1,580
Total	24,113	31,627	0	57,320
%age of Total Female Voters who came out to vote:				77.51

7. Name of the Contesting Candidates and their detail

Sl. No.	Name of Candidate	Sex	Party Affiliation	Symbol Allotted	Final Result
1	INDER DUTT LAKHANPAL	M	INC	HAND	Winner
2	BALDEV SHARMA	M	BJP	LOTUS	Runner-up
3	SITA RAM BHARDWAJ	M	IND	TRACTOR CHALATA KISAN	Lost
4	SAROTI DEVI	F	BSP	ELEPHANT	Lost
5	VINOD THAKUR	M	LOGAP	CANDLES	Lost
6	NOTA	-	NOTA	NONE OF THE ABOVE	Lost

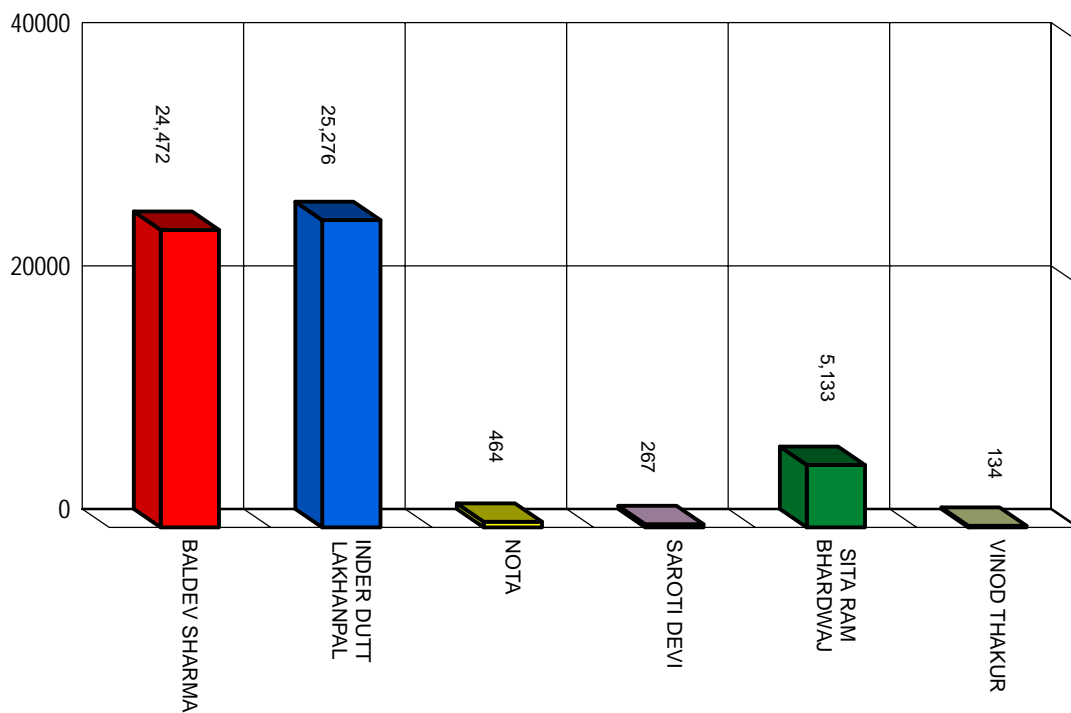
8. Detailed Result

Sl. No.	Name of Candidate	Sex	Party Affiliation	Total Votes Polled	Percentage of Votes Polled
1	INDER DUTT LAKHANPAL	M	INC	25679	44.10%
2	BALDEV SHARMA	M	BJP	25240	42.69%
3	SITA RAM BHARDWAJ	M	IND	5181	8.95%
4	NOTA	-	NOTA	464	0.81%
5	SAROTI DEVI	F	BSP	281	0.47%
6	VINOD THAKUR	M	LOGAP	138	0.23%

9. Final Result

	Party	Candidate's Name	Votes Polled
Winner	INC	INDER DUTT LAKHANPAL	25,679
Runner-up	BJP	BALDEV SHARMA	25,240
Winning Margin			439

Candidate-Wise Performance Chart



40-NADAUN

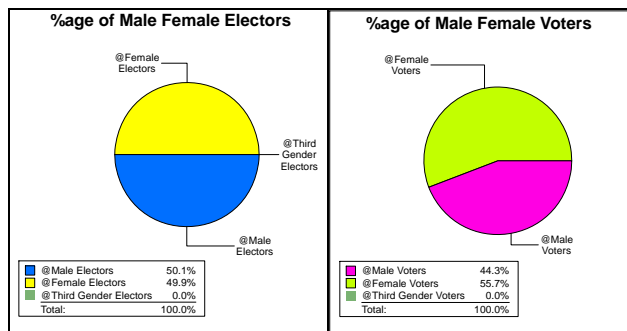
Extent:
Nadaun Tehsil

1. Detail of Constituency

No. & Name: 40-NADAUN
 Type of Constituency (GEN/SC/ST): GEN

2. Important Dates:

Date of Poll: 09-11-2017
 Date of Repoll (if any): Nil
 Date of Counting: 18-12-2017
 Date of Declaration of Result: 18-12-2017



3. Data about Polling Stations

No. of Polling Stations				Average No. of Electors per Polling Station	Average No. of Voters per Polling Station
Critical	Vulnerable	Ordinary	Total		
22	3	95	120	719	525

4. Data about Candidates

No. of Nominations Filed:
 No. of Nominations Rejected:
 No. of Withdrawals:
 No. of Contesting Candidates:
 No. of Candidates who forfeited their Deposits:

Men	Women	Third Gender	Total
7	1	0	8
0	1	0	1
1	0	0	1
6	0	0	6
4	0	0	4

5. Detail of Electors

General				Service				Total			
Male	Female	Third Gender	Total	Male	Female	Third Gender	Total	Male	Female	Third Gender	Total
42,346	43,086	0	85,432	842	5	0	847	43,188	43,091	0	86,279

6. Break-up of Total Voters

Type	Men	Women	Third Gender	Total
General	27,207	34,236	0	61,443
Postal				1,499
Total	27,207	34,236	0	62,942
%age of Total Female Voters who came out to vote:				79.45

7. Name of the Contesting Candidates and their detail

Sl. No.	Name of Candidate	Sex	Party Affiliation	Symbol Allotted	Final Result
1	SUKHVINDER SINGH SUKHU	M	INC	HAND	Winner
2	VIJAY AGNIHOTRI	M	BJP	LOTUS	Runner-up
3	LEKH RAJ LEKHA	M	IND	CUP & SAUCER	Lost
4	PRITHI CHAND SHARMA	M	IND	DIAMOND	Lost
5	RAVI PARKASH	M	BSP	ELEPHANT	Lost
6	RANJEET SINGH JEETU	M	IND	BAT	Lost
7	NOTA	-	NOTA	NONE OF THE ABOVE	Lost

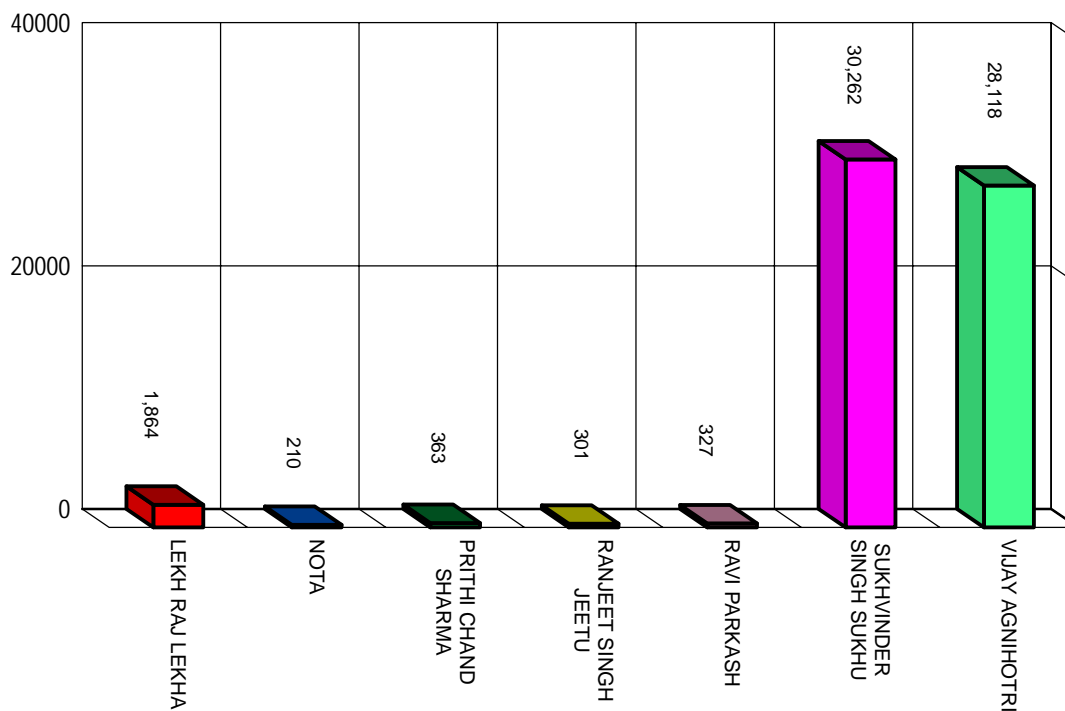
8. Detailed Result

Sl. No.	Name of Candidate	Sex	Party Affiliation	Total Votes Polled	Percentage of Votes Polled
1	SUKHVINDER SINGH SUKHU	M	INC	30980	48.08%
2	VIJAY AGNIHOTRI	M	BJP	28631	44.67%
3	LEKH RAJ LEKHA	M	IND	1875	2.96%
4	PRITHI CHAND SHARMA	M	IND	364	0.58%
5	RAVI PARKASH	M	BSP	339	0.52%
6	RANJEET SINGH JEETU	M	IND	302	0.48%
7	NOTA	-	NOTA	210	0.33%

9. Final Result

	Party	Candidate's Name	Votes Polled
Winner	INC	SUKHVINDER SINGH SUKHU	30,980
Runner-up	BJP	VIJAY AGNIHOTRI	28,631
Winning Margin			2,349

Candidate-Wise Performance Chart



41-CHINTPURNI (SC)

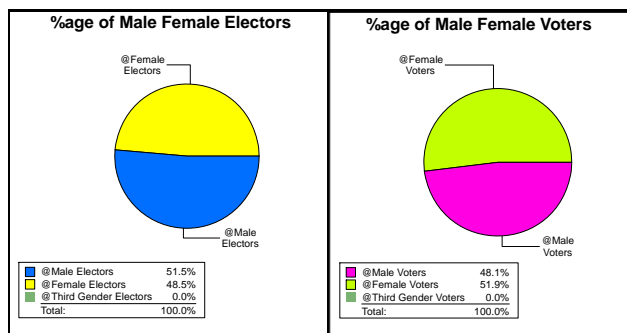
Extent:
Bharwain Sub-Tehsil; KC Chauki Khas of Bangana Tehsil; KC Chururu, Mairi, PCs Mandholi, Amb, Kuthera-Khairla, Ladoli, Katauhar Kalan & Kuthiari of Amb KC of Amb Tehsil.

1. Detail of Constituency

No. & Name: 41-CHINTPURNI
 Type of Constituency (GEN/SC/ST): SC

2. Important Dates:

Date of Poll: 09-11-2017
 Date of Repoll (if any): Nil
 Date of Counting: 18-12-2017
 Date of Declaration of Result: 18-12-2017



3. Data about Polling Stations

No. of Polling Stations				Average No. of Electors per Polling Station	Average No. of Voters per Polling Station
Critical	Vulnerable	Ordinary	Total		
18	7	76	101	772	572

4. Data about Candidates

No. of Nominations Filed:
 No. of Nominations Rejected:
 No. of Withdrawals:
 No. of Contesting Candidates:
 No. of Candidates who forfeited their Deposits:

Men	Women	Third Gender	Total
10	0	0	10
6	0	0	6
1	0	0	1
3	0	0	3
1	0	0	1

5. Detail of Electors

General				Service				Total			
Male	Female	Third Gender	Total	Male	Female	Third Gender	Total	Male	Female	Third Gender	Total
39,529	37,800	0	77,329	650	0	0	650	40,179	37,800	0	77,979

6. Break-up of Total Voters

Type	Men	Women	Third Gender	Total
General	27,286	29,396	0	56,682
Postal				1,057
Total	27,286	29,396	0	57,739
%age of Total Female Voters who came out to vote:				77.77

7. Name of the Contesting Candidates and their detail

Sl. No.	Name of Candidate	Sex	Party Affiliation	Symbol Allotted	Final Result
1	BALBIR SINGH	M	BJP	LOTUS	Winner
2	KULDIP KUMAR	M	INC	HAND	Runner-up
3	RANJIT SINGH	M	BSP	ELEPHANT	Lost
4	NOTA	-	NOTA	NONE OF THE ABOVE	Lost

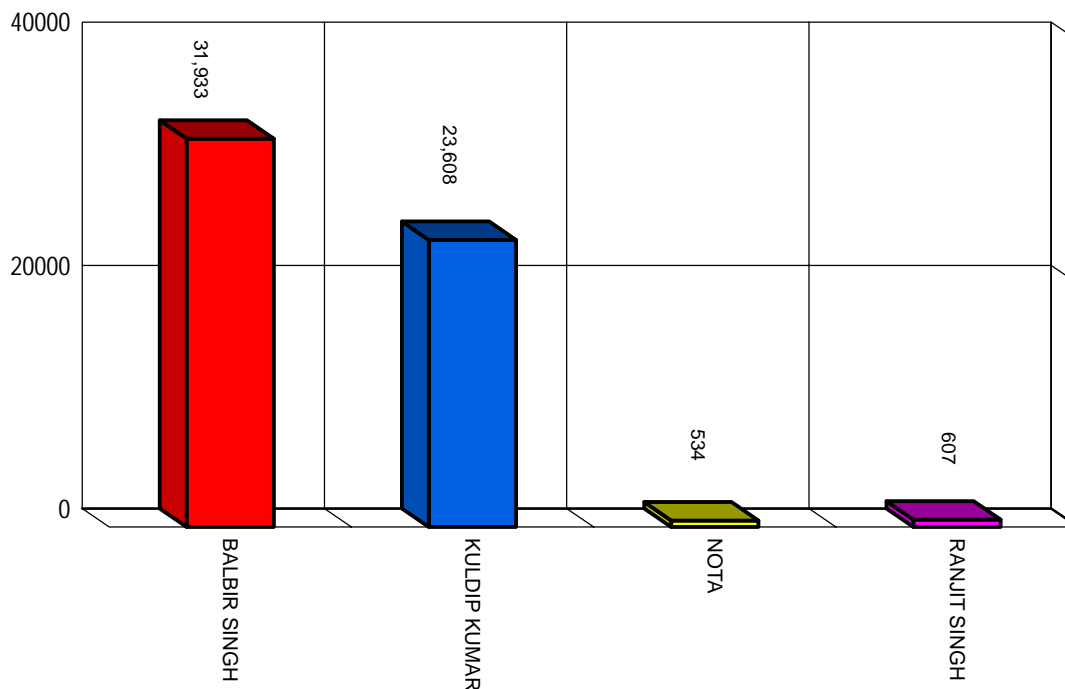
8. Detailed Result

Sl. No.	Name of Candidate	Sex	Party Affiliation	Total Votes Polled	Percentage of Votes Polled
1	BALBIR SINGH	M	BJP	32488	55.31%
2	KULDIP KUMAR	M	INC	23909	40.89%
3	RANJIT SINGH	M	BSP	621	1.05%
4	NOTA	-	NOTA	534	0.92%

9. Final Result

	Party	Candidate's Name	Votes Polled
Winner	BJP	BALBIR SINGH	32,488
Runner-up	INC	KULDIP KUMAR	23,909
Winning Margin			8,579

Candidate-Wise Performance Chart



42-GAGRET

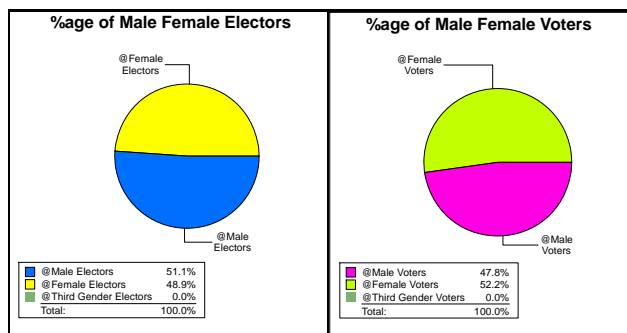
Extent:
KCs Gagret, Daulatpur, Gondpur Banehra, PCs Bhanjal, Kalruhi, Mubarikpur, Andora of Amb KC, Daulatpur Nagar Panchayat & Gagret Nagar Panchayat of Amb Tehsil.

1. Detail of Constituency

No. & Name: 42-GAGRET
 Type of Constituency (GEN/SC/ST): GEN

2. Important Dates:

Date of Poll: 09-11-2017
 Date of Repoll (if any): Nil
 Date of Counting: 18-12-2017
 Date of Declaration of Result: 18-12-2017



3. Data about Polling Stations

No. of Polling Stations				Average No. of Electors per Polling Station	Average No. of Voters per Polling Station
Critical	Vulnerable	Ordinary	Total		
33	10	47	90	850	667

4. Data about Candidates

No. of Nominations Filed:
 No. of Nominations Rejected:
 No. of Withdrawals:
 No. of Contesting Candidates:
 No. of Candidates who forfeited their Deposits:

Men	Women	Third Gender	Total
6	1	0	7
2	1	0	3
0	0	0	0
4	0	0	4
2	0	0	2

5. Detail of Electors

General				Service				Total			
Male	Female	Third Gender	Total	Male	Female	Third Gender	Total	Male	Female	Third Gender	Total
38,207	37,463	0	75,670	867	3	0	870	39,074	37,466	0	76,540

6. Break-up of Total Voters

Type	Men	Women	Third Gender	Total
General	28,141	30,762	0	58,903
Postal				1,092
Total	28,141	30,762	0	59,995
%age of Total Female Voters who came out to vote:				82.11

7. Name of the Contesting Candidates and their detail

Sl. No.	Name of Candidate	Sex	Party Affiliation	Symbol Allotted	Final Result
1	RAJESH THAKUR	M	BJP	LOTUS	Winner
2	RAKESH KALIA	M	INC	HAND	Runner-up
3	SUBHASH SHARMA	M	IND	GAS CYLINDER	Lost
4	LEKH RAJ KATNORIA	M	BSP	ELEPHANT	Lost
5	NOTA	-	NOTA	NONE OF THE ABOVE	Lost

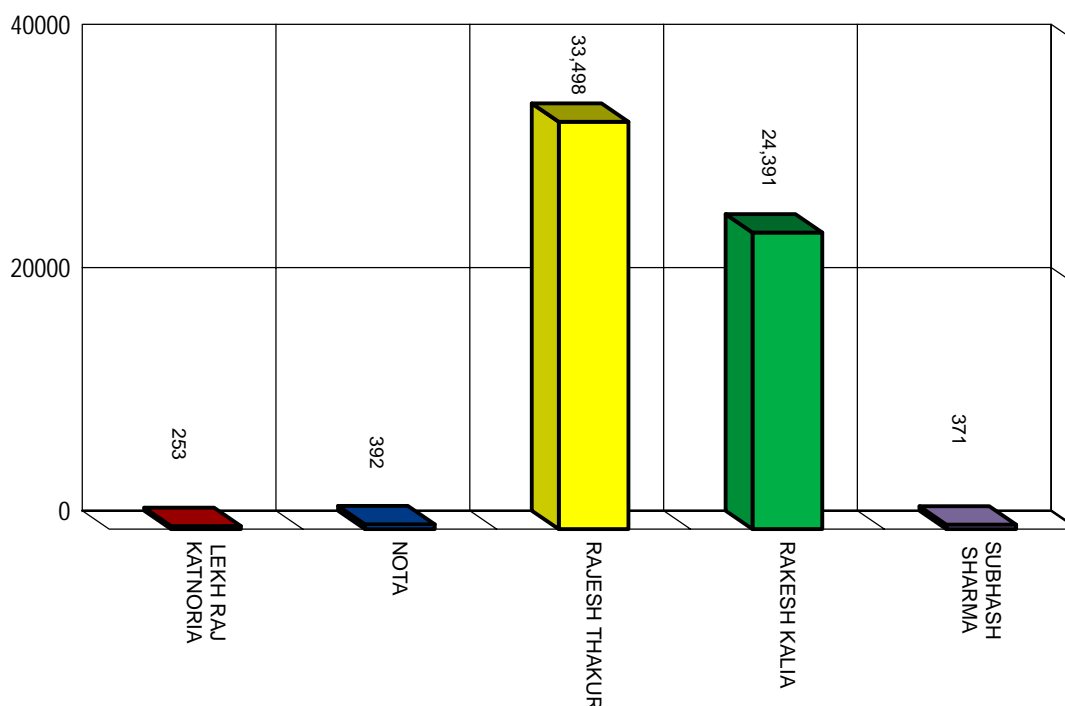
8. Detailed Result

Sl. No.	Name of Candidate	Sex	Party Affiliation	Total Votes Polled	Percentage of Votes Polled
1	RAJESH THAKUR	M	BJP	33977	55.83%
2	RAKESH KALIA	M	INC	24657	40.66%
3	NOTA	-	NOTA	392	0.65%
4	SUBHASH SHARMA	M	IND	379	0.62%
5	LEKH RAJ KATNORIA	M	BSP	260	0.42%

9. Final Result

	Party	Candidate's Name	Votes Polled
Winner	BJP	RAJESH THAKUR	33,977
Runner-up	INC	RAKESH KALIA	24,657
Winning Margin			9,320

Candidate-Wise Performance Chart



43-HAROLI

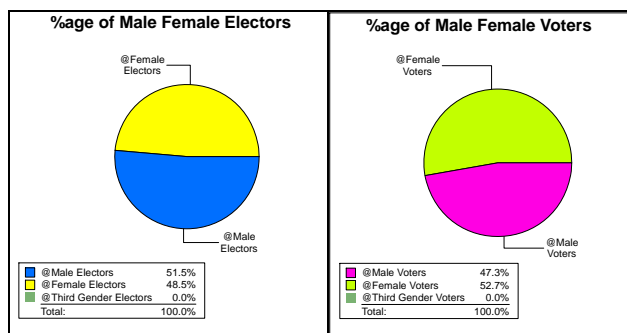
Extent:
Haroli Sub-Tehsil & KC Ispur-1 of Una Tehsil.

1. Detail of Constituency

No. & Name: 43-HAROLI
 Type of Constituency (GEN/SC/ST): GEN

2. Important Dates:

Date of Poll: 09-11-2017
 Date of Repoll (if any): Nil
 Date of Counting: 18-12-2017
 Date of Declaration of Result: 18-12-2017



3. Data about Polling Stations

No. of Polling Stations				Average No. of Electors per Polling Station	Average No. of Voters per Polling Station
Critical	Vulnerable	Ordinary	Total		
23	8	74	105	773	616

4. Data about Candidates

No. of Nominations Filed:
 No. of Nominations Rejected:
 No. of Withdrawals:
 No. of Contesting Candidates:
 No. of Candidates who forfeited their Deposits:

Men	Women	Third Gender	Total
6	0	0	6
2	0	0	2
0	0	0	0
4	0	0	4
2	0	0	2

5. Detail of Electors

General				Service				Total			
Male	Female	Third Gender	Total	Male	Female	Third Gender	Total	Male	Female	Third Gender	Total
41,072	39,394	2	80,468	729	1	0	730	41,801	39,395	2	81,198

6. Break-up of Total Voters

Type	Men	Women	Third Gender	Total
General	30,121	33,522	0	63,643
Postal				1,012
Total	30,121	33,522	0	64,655
%age of Total Female Voters who came out to vote:				85.09

7. Name of the Contesting Candidates and their detail

Sl. No.	Name of Candidate	Sex	Party Affiliation	Symbol Allotted	Final Result
1	MUKESH AGNIHOTRI	M	INC	HAND	Winner
2	RAM KUMAR	M	BJP	LOTUS	Runner-up
3	RAVINDER MANN	M	IND	SEWING MACHINE	Lost
4	VIRENDER KUMAR	M	BSP	ELEPHANT	Lost
5	NOTA	-	NOTA	NONE OF THE ABOVE	Lost

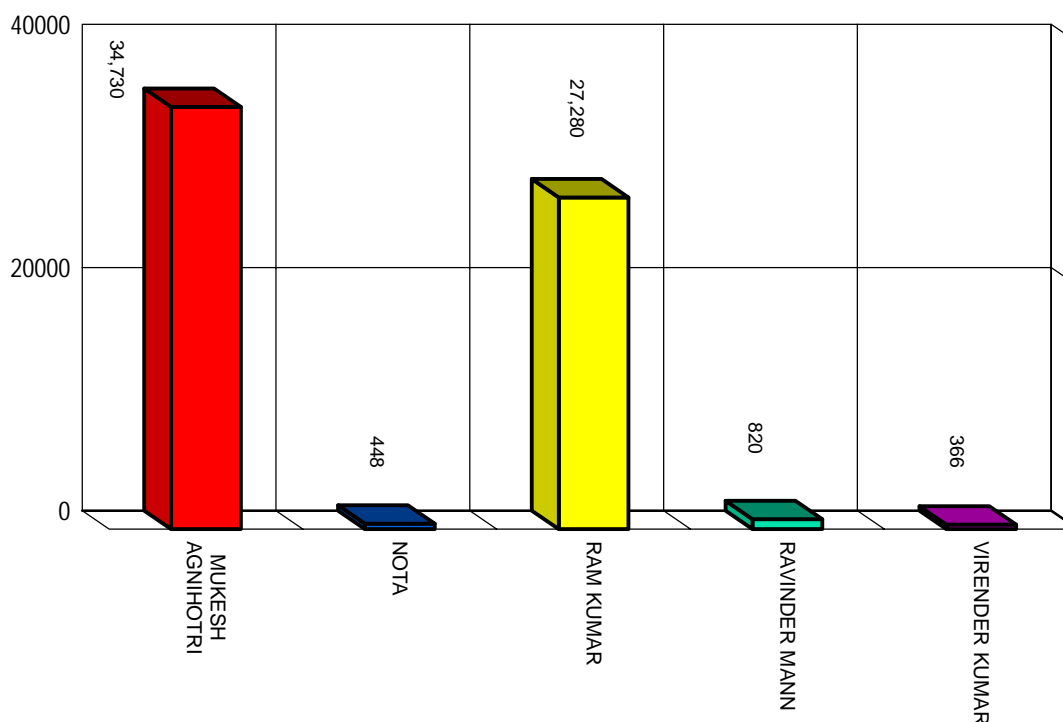
8. Detailed Result

Sl. No.	Name of Candidate	Sex	Party Affiliation	Total Votes Polled	Percentage of Votes Polled
1	MUKESH AGNIHOTRI	M	INC	35095	53.72%
2	RAM KUMAR	M	BJP	27718	42.19%
3	RAVINDER MANN	M	IND	833	1.27%
4	NOTA	-	NOTA	448	0.69%
5	VIRENDER KUMAR	M	BSP	376	0.57%

9. Final Result

	Party	Candidate's Name	Votes Polled
Winner	INC	MUKESH AGNIHOTRI	35,095
Runner-up	BJP	RAM KUMAR	27,718
Winning Margin			7,377

Candidate-Wise Performance Chart



44-UNA

Extent:

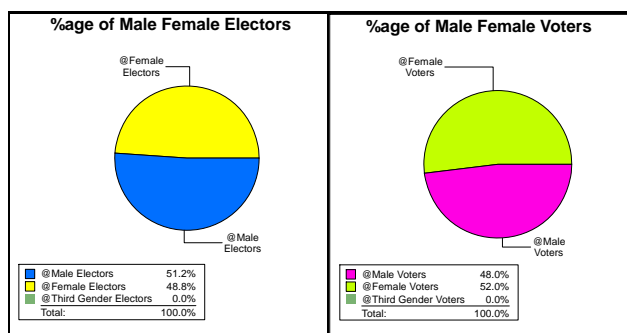
KC Dehlan, PCs Arniala, Malahat, Bharolian Kalan, Rampur, Jankaur, Basoli of Una KC, Mehatpur Basdehra Nagar Panchayat, Santokhgarh Nagar Panchayat & Una Municipal Council of Una Tehsil.

1. Detail of Constituency

No. & Name: 44-UNA
 Type of Constituency (GEN/SC/ST): GEN

2. Important Dates:

Date of Poll: 09-11-2017
 Date of Repoll (if any): Nil
 Date of Counting: 18-12-2017
 Date of Declaration of Result: 18-12-2017



3. Data about Polling Stations

No. of Polling Stations				Average No. of Electors per Polling Station	Average No. of Voters per Polling Station
Critical	Vulnerable	Ordinary	Total		
28	17	52	97	820	645

4. Data about Candidates

No. of Nominations Filed:
 No. of Nominations Rejected:
 No. of Withdrawals:
 No. of Contesting Candidates:
 No. of Candidates who forfeited their Deposits:

Men	Women	Third Gender	Total
6	1	0	7
1	1	0	2
0	0	0	0
5	0	0	5
3	0	0	3

5. Detail of Electors

General				Service				Total			
Male	Female	Third Gender	Total	Male	Female	Third Gender	Total	Male	Female	Third Gender	Total
40,281	38,784	0	79,065	445	2	0	447	40,726	38,786	0	79,512

6. Break-up of Total Voters

Type	Men	Women	Third Gender	Total
General	29,638	32,085	0	61,723
Postal				833
Total	29,638	32,085	0	62,556
%age of Total Female Voters who came out to vote:				82.72

7. Name of the Contesting Candidates and their detail

Sl. No.	Name of Candidate	Sex	Party Affiliation	Symbol Allotted	Final Result
1	SATPAL SINGH RAIZADA	M	INC	HAND	Winner
2	SATPAL SINGH SATTI	M	BJP	LOTUS	Runner-up
3	RAJIV GAUTAM	M	IND	TRACTOR CHALATA KISAN	Lost
4	RAVI KUMAR	M	BSP	ELEPHANT	Lost
5	GULZAR SINGH	M	IND	BATSMAN	Lost
6	NOTA	-	NOTA	NONE OF THE ABOVE	Lost

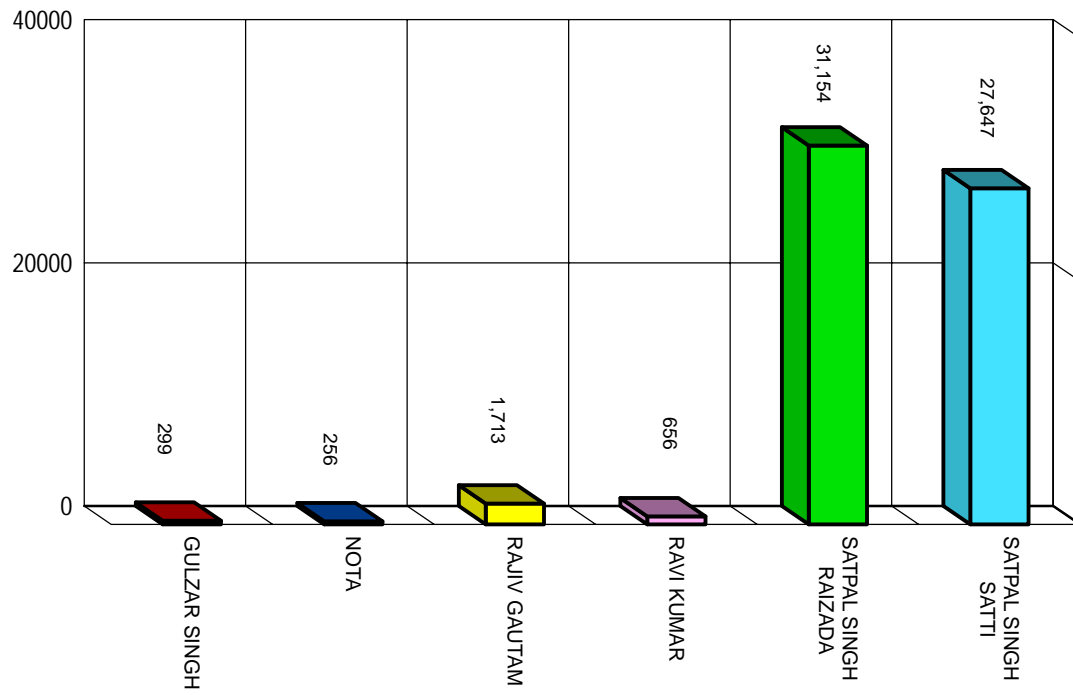
8. Detailed Result

Sl. No.	Name of Candidate	Sex	Party Affiliation	Total Votes Polled	Percentage of Votes Polled
1	SATPAL SINGH RAIZADA	M	INC	31360	49.80%
2	SATPAL SINGH SATTI	M	BJP	28164	44.20%
3	RAJIV GAUTAM	M	IND	1723	2.74%
4	RAVI KUMAR	M	BSP	659	1.05%
5	GULZAR SINGH	M	IND	306	0.48%
6	NOTA	-	NOTA	256	0.41%

9. Final Result

	Party	Candidate's Name	Votes Polled
Winner	INC	SATPAL SINGH RAIZADA	31,360
Runner-up	BJP	SATPAL SINGH SATTI	28,164
Winning Margin			3,196

Candidate-Wise Performance Chart



45-KUTLEHAR

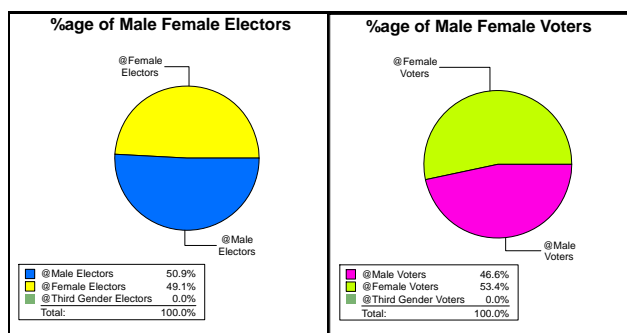
Extent:
KCs Bangana, Lathiani, Tihra of Bangana Tehsil; KC Ispur-2, PCs Dathwara, Dhamandri, Chalola, Nari, Kuriala, Kotla Khurd, Kotla Kalan, Madanpur, Lamlehari & Chattara of Una KC of Una Tehsil.

1. Detail of Constituency

No. & Name: 45-KUTLEHAR
 Type of Constituency (GEN/SC/ST): GEN

2. Important Dates:

Date of Poll: 09-11-2017
 Date of Repoll (if any): Nil
 Date of Counting: 18-12-2017
 Date of Declaration of Result: 18-12-2017



3. Data about Polling Stations

No. of Polling Stations				Average No. of Electors per Polling Station	Average No. of Voters per Polling Station
Critical	Vulnerable	Ordinary	Total		
13	9	94	116	687	514

4. Data about Candidates

No. of Nominations Filed:
 No. of Nominations Rejected:
 No. of Withdrawals:
 No. of Contesting Candidates:
 No. of Candidates who forfeited their Deposits:

Men	Women	Third Gender	Total
8	0	0	8
1	0	0	1
1	0	0	1
6	0	0	6
4	0	0	4

5. Detail of Electors

General				Service				Total			
Male	Female	Third Gender	Total	Male	Female	Third Gender	Total	Male	Female	Third Gender	Total
39,713	39,091	2	78,806	884	4	0	888	40,597	39,095	2	79,694

6. Break-up of Total Voters

Type	Men	Women	Third Gender	Total
General	27,190	31,157	0	58,347
Postal				1,310
Total	27,190	31,157	0	59,657
%age of Total Female Voters who came out to vote:				79.70

7. Name of the Contesting Candidates and their detail

Sl. No.	Name of Candidate	Sex	Party Affiliation	Symbol Allotted	Final Result
1	VIRENDER KANWAR	M	BJP	LOTUS	Winner
2	VIVEK SHARMA	M	INC	HAND	Runner-up
3	SHIV HARI PAL	M	IND	ALMIRAH	Lost
4	MANOHAR LAL	M	BSP	ELEPHANT	Lost
5	SANDEEP SHARMA	M	SWAP	SEWING MACHINE	Lost
6	SAWARN DASS	M	IND	GAS CYLINDER	Lost
7	NOTA	-	NOTA	NONE OF THE ABOVE	Lost

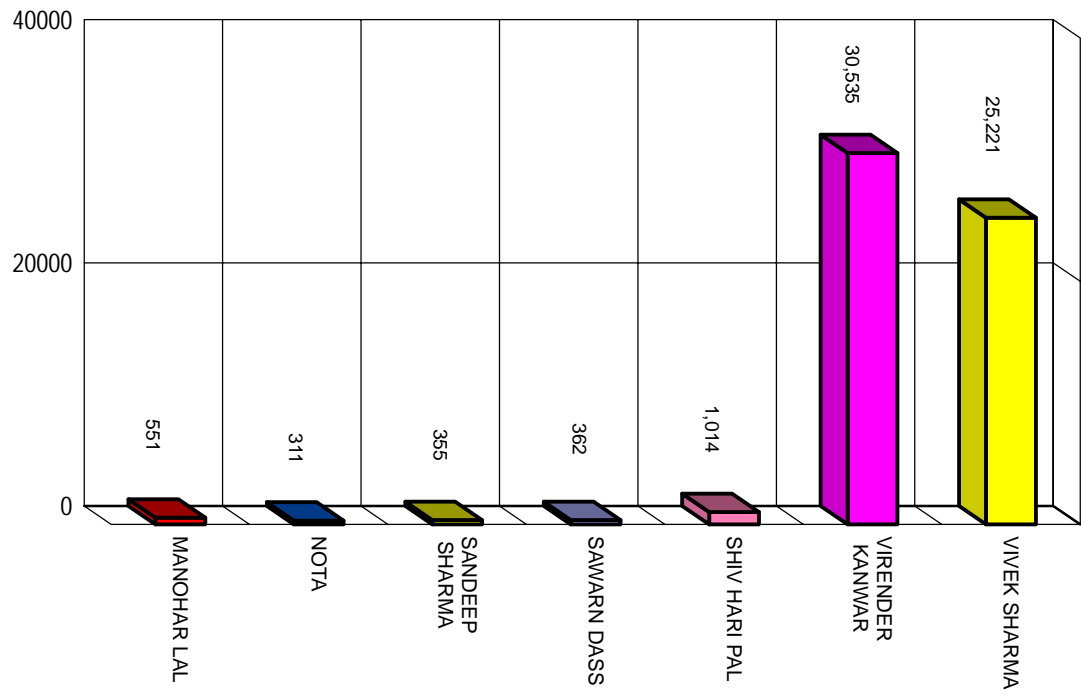
8. Detailed Result

Sl. No.	Name of Candidate	Sex	Party Affiliation	Total Votes Polled	Percentage of Votes Polled
1	VIRENDER KANWAR	M	BJP	31101	51.18%
2	VIVEK SHARMA	M	INC	25495	42.28%
3	SHIV HARI PAL	M	IND	1017	1.70%
4	MANOHAR LAL	M	BSP	570	0.92%
5	SANDEEP SHARMA	M	SWAP	365	0.60%
6	SAWARN DASS	M	IND	363	0.61%
7	NOTA	-	NOTA	311	0.52%

9. Final Result

	Party	Candidate's Name	Votes Polled
Winner	BJP	VIRENDER KANWAR	31,101
Runner-up	INC	VIVEK SHARMA	25,495
Winning Margin			5,606

Candidate-Wise Performance Chart



46-JHANDUTA (SC)

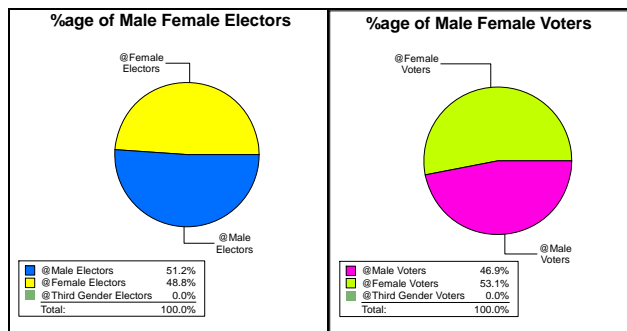
Extent:
Jhandutta Tehsil.

1. Detail of Constituency

No. & Name: 46-JHANDUTA
 Type of Constituency (GEN/SC/ST): SC

2. Important Dates:

Date of Poll: 09-11-2017
 Date of Repoll (if any): Nil
 Date of Counting: 18-12-2017
 Date of Declaration of Result: 18-12-2017



3. Data about Polling Stations

No. of Polling Stations				Average No. of Electors per Polling Station	Average No. of Voters per Polling Station
Critical	Vulnerable	Ordinary	Total		
3	0	97	100	724	539

4. Data about Candidates

No. of Nominations Filed:
 No. of Nominations Rejected:
 No. of Withdrawals:
 No. of Contesting Candidates:
 No. of Candidates who forfeited their Deposits:

Men	Women	Third Gender	Total
3	0	0	3
0	0	0	0
1	0	0	1
2	0	0	2
0	0	0	0

5. Detail of Electors

General				Service				Total			
Male	Female	Third Gender	Total	Male	Female	Third Gender	Total	Male	Female	Third Gender	Total
36,358	35,283	0	71,641	713	1	0	714	37,071	35,284	0	72,355

6. Break-up of Total Voters

Type	Men	Women	Third Gender	Total
General	24,758	27,987	0	52,745
Postal				1,204
Total	24,758	27,987	0	53,949
%age of Total Female Voters who came out to vote:				79.32

7. Name of the Contesting Candidates and their detail

Sl. No.	Name of Candidate	Sex	Party Affiliation	Symbol Allotted	Final Result
1	JEET RAM KATWAL	M	BJP	LOTUS	Winner
2	BEERU RAM KISHORE	M	INC	HAND	Runner-up
3	NOTA	-	NOTA	NONE OF THE ABOVE	Lost

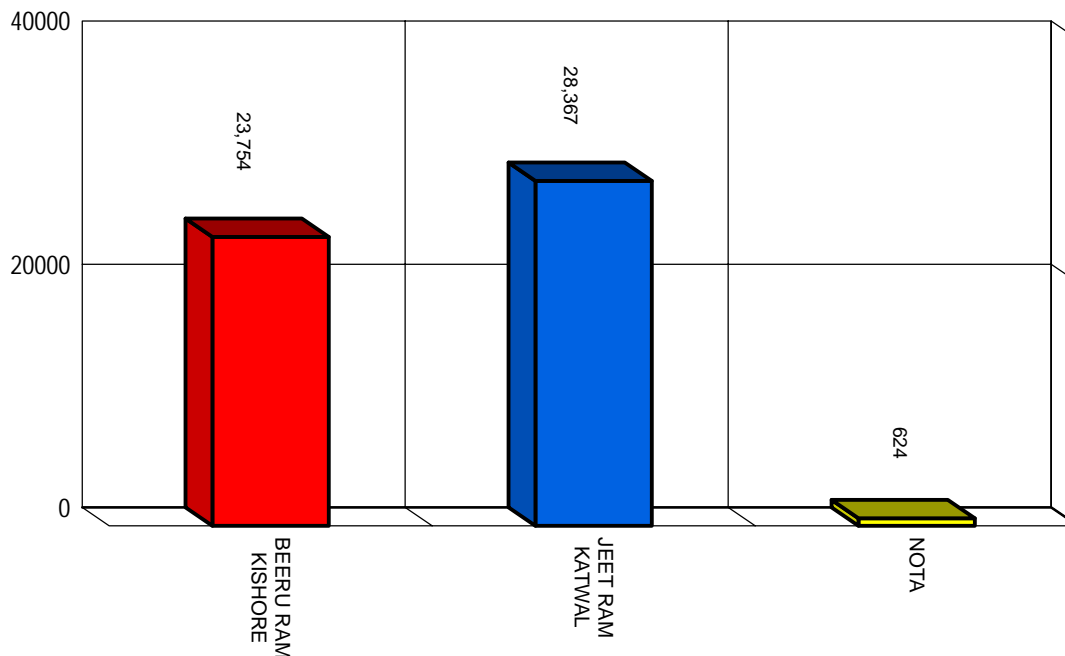
8. Detailed Result

Sl. No.	Name of Candidate	Sex	Party Affiliation	Total Votes Polled	Percentage of Votes Polled
1	JEET RAM KATWAL	M	BJP	29030	52.58%
2	BEERU RAM KISHORE	M	INC	24068	44.03%
3	NOTA	-	NOTA	624	1.16%

9. Final Result

	Party	Candidate's Name	Votes Polled
Winner	BJP	JEET RAM KATWAL	29,030
Runner-up	INC	BEERU RAM KISHORE	24,068
Winning Margin			4,962

Candidate-Wise Performance Chart



47-GHUMARWIN

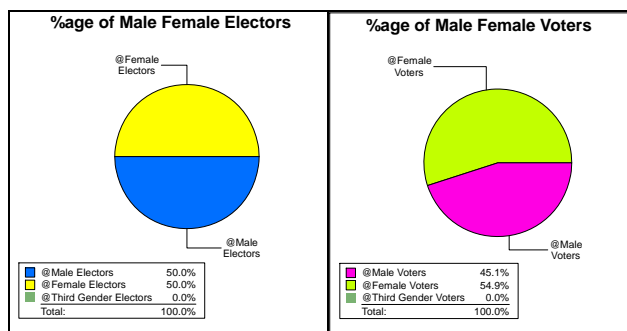
Extent:
KCs Ajmerpur, Ghumarwin & Ghumarwin Nagar Panchayat of Ghumarwin Tehsil.

1. Detail of Constituency

No. & Name: 47-GHUMARWIN
 Type of Constituency (GEN/SC/ST): GEN

2. Important Dates:

Date of Poll: 09-11-2017
 Date of Repoll (if any): Nil
 Date of Counting: 18-12-2017
 Date of Declaration of Result: 18-12-2017



3. Data about Polling Stations

No. of Polling Stations				Average No. of Electors per Polling Station	Average No. of Voters per Polling Station
Critical	Vulnerable	Ordinary	Total		
4	0	96	100	815	604

4. Data about Candidates

No. of Nominations Filed:
 No. of Nominations Rejected:
 No. of Withdrawals:
 No. of Contesting Candidates:
 No. of Candidates who forfeited their Deposits:

Men	Women	Third Gender	Total
4	0	0	4
1	0	0	1
0	0	0	0
3	0	0	3
1	0	0	1

5. Detail of Electors

General				Service				Total			
Male	Female	Third Gender	Total	Male	Female	Third Gender	Total	Male	Female	Third Gender	Total
40,039	40,725	1	80,765	693	2	0	695	40,732	40,727	1	81,460

6. Break-up of Total Voters

Type	Men	Women	Third Gender	Total
General	26,513	32,335	1	58,849
Postal				1,546
Total	26,513	32,335	1	60,395
%age of Total Female Voters who came out to vote:				79.39

7. Name of the Contesting Candidates and their detail

Sl. No.	Name of Candidate	Sex	Party Affiliation	Symbol Allotted	Final Result
1	RAJINDER GARG	M	BJP	LOTUS	Winner
2	RAJESH DHARMANI	M	INC	HAND	Runner-up
3	SURESH KUMAR	M	IND	AIR CONDITIONER	Lost
4	NOTA	-	NOTA	NONE OF THE ABOVE	Lost

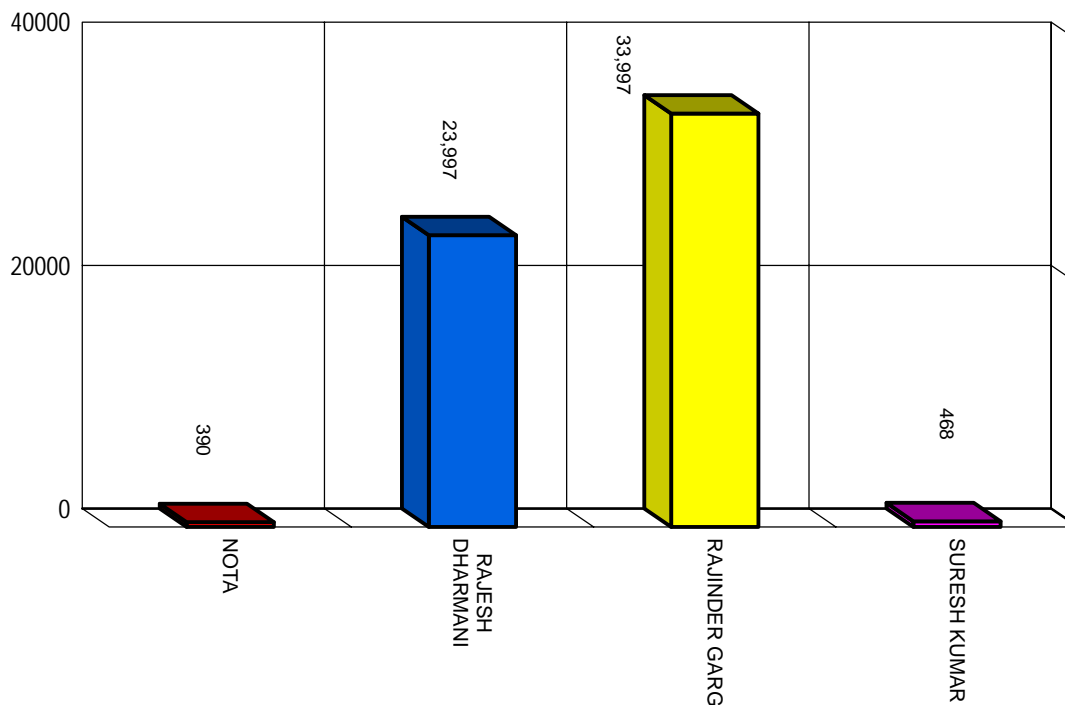
8. Detailed Result

Sl. No.	Name of Candidate	Sex	Party Affiliation	Total Votes Polled	Percentage of Votes Polled
1	RAJINDER GARG	M	BJP	34846	56.29%
2	RAJESH DHARMANI	M	INC	24411	39.73%
3	SURESH KUMAR	M	IND	475	0.77%
4	NOTA	-	NOTA	390	0.65%

9. Final Result

	Party	Candidate's Name	Votes Polled
Winner	BJP	RAJINDER GARG	34,846
Runner-up	INC	RAJESH DHARMANI	24,411
Winning Margin			10,435

Candidate-Wise Performance Chart



48-BILASPUR

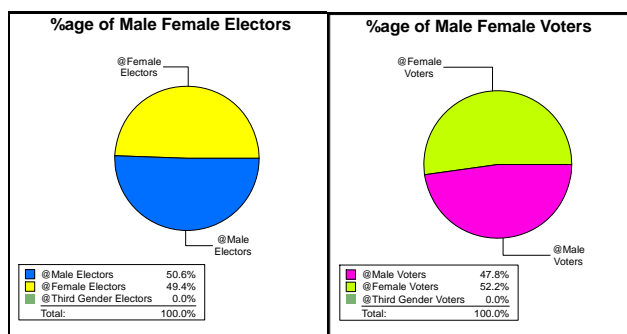
Extent:
PCs Chandpur, Delag, Panjgain, Devli, Badhayat, Main Market, Bandala, Lakhanpur of Sadar Bilaspur KC, PCs Dhaon Kothi, Dhar Tatoh of Bahaderpur KC, Bilaspur Municipal Council of Sadar Bilaspur Tehsil & KC Kuthera of Ghumarwin Tehsil.

1. Detail of Constituency

No. & Name: 48-BILASPUR
 Type of Constituency (GEN/SC/ST): GEN

2. Important Dates:

Date of Poll: 09-11-2017
 Date of Repoll (if any): Nil
 Date of Counting: 18-12-2017
 Date of Declaration of Result: 18-12-2017



3. Data about Polling Stations

No. of Polling Stations				Average No. of Electors per Polling Station	Average No. of Voters per Polling Station
Critical	Vulnerable	Ordinary	Total		
3	0	96	99	780	590

4. Data about Candidates

No. of Nominations Filed:
 No. of Nominations Rejected:
 No. of Withdrawals:
 No. of Contesting Candidates:
 No. of Candidates who forfeited their Deposits:

Men	Women	Third Gender	Total
5	0	0	5
0	0	0	0
1	0	0	1
4	0	0	4
2	0	0	2

5. Detail of Electors

General				Service				Total			
Male	Female	Third Gender	Total	Male	Female	Third Gender	Total	Male	Female	Third Gender	Total
38,544	38,190	0	76,734	510	0	0	510	39,054	38,190	0	77,244

6. Break-up of Total Voters

Type	Men	Women	Third Gender	Total
General	27,336	29,910	0	57,246
Postal				1,134
Total	27,336	29,910	0	58,380
%age of Total Female Voters who came out to vote:				78.32

7. Name of the Contesting Candidates and their detail

Sl. No.	Name of Candidate	Sex	Party Affiliation	Symbol Allotted	Final Result
1	SUBHASH THAKUR	M	BJP	LOTUS	Winner
2	BUMBER THAKUR	M	INC	HAND	Runner-up
3	BASANT RAM SANDHU	M	IND	HAT	Lost
4	AMAR SINGH	M	LOGAP	CANDLES	Lost
5	NOTA	-	NOTA	NONE OF THE ABOVE	Lost

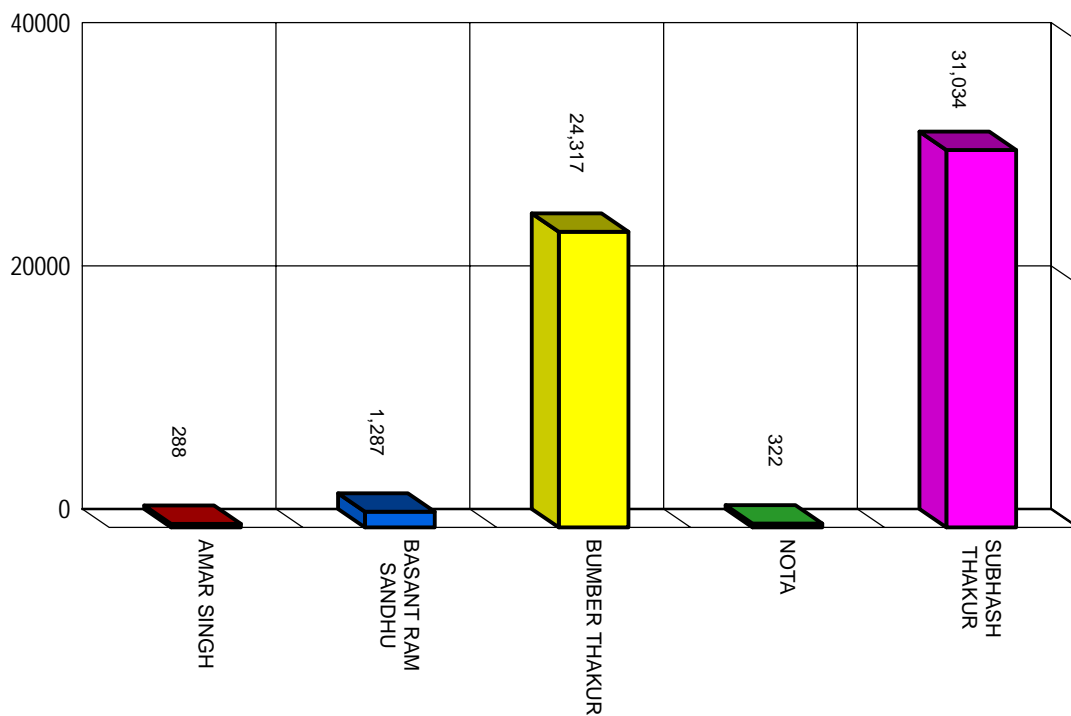
8. Detailed Result

Sl. No.	Name of Candidate	Sex	Party Affiliation	Total Votes Polled	Percentage of Votes Polled
1	SUBHASH THAKUR	M	BJP	31547	53.16%
2	BUMBER THAKUR	M	INC	24685	41.65%
3	BASANT RAM SANDHU	M	IND	1300	2.20%
4	NOTA	-	NOTA	322	0.55%
5	AMAR SINGH	M	LOGAP	292	0.49%

9. Final Result

	Party	Candidate's Name	Votes Polled
Winner	BJP	SUBHASH THAKUR	31,547
Runner-up	INC	BUMBER THAKUR	24,685
Winning Margin			6,862

Candidate-Wise Performance Chart



49-SRI NAINA DEVIJI

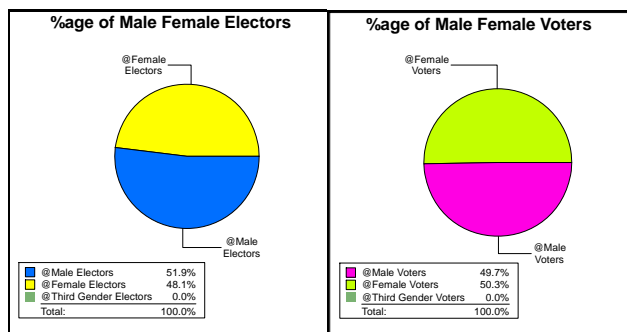
Extent:
Sri Naina Devi Sub-Tehsil; PCs Jamli, Chharol, Rajpura, Deoth of Sadar Bilaspur KC, PCs Ghial, Namhol, Dhuni Panjail, Niharkhan Basala, Siola, Chhakoh, Soldha, Bholi & Rani Kotla of Bahaderpur KC of Sadar Bilaspur Tehsil.

1. Detail of Constituency

No. & Name: 49-SRI NAINA DEVIJI
 Type of Constituency (GEN/SC/ST): GEN

2. Important Dates:

Date of Poll: 09-11-2017
 Date of Repoll (if any): Nil
 Date of Counting: 18-12-2017
 Date of Declaration of Result: 18-12-2017



3. Data about Polling Stations

No. of Polling Stations				Average No. of Electors per Polling Station	Average No. of Voters per Polling Station
Critical	Vulnerable	Ordinary	Total		
5	9	81	95	713	599

4. Data about Candidates

No. of Nominations Filed:
 No. of Nominations Rejected:
 No. of Withdrawals:
 No. of Contesting Candidates:
 No. of Candidates who forfeited their Deposits:

Men	Women	Third Gender	Total
5	0	0	5
0	0	0	0
0	0	0	0
5	0	0	5
3	0	0	3

5. Detail of Electors

General				Service				Total			
Male	Female	Third Gender	Total	Male	Female	Third Gender	Total	Male	Female	Third Gender	Total
34,784	32,617	0	67,401	362	0	0	362	35,146	32,617	0	67,763

6. Break-up of Total Voters

Type	Men	Women	Third Gender	Total
General	27,834	28,166	0	56,000
Postal				865
Total	27,834	28,166	0	56,865
%age of Total Female Voters who came out to vote:				86.35

7. Name of the Contesting Candidates and their detail

Sl. No.	Name of Candidate	Sex	Party Affiliation	Symbol Allotted	Final Result
1	RAM LAL THAKUR	M	INC	HAND	Winner
2	RANDHIR SHARMA	M	BJP	LOTUS	Runner-up
3	RAMESH CHAND	M	IND	DIAMOND	Lost
4	BALAK RAM SHARMA	M	AIFB	LION	Lost
5	SUKH RAM THAKUR	M	IND	BATSMAN	Lost
6	NOTA	-	NOTA	NONE OF THE ABOVE	Lost

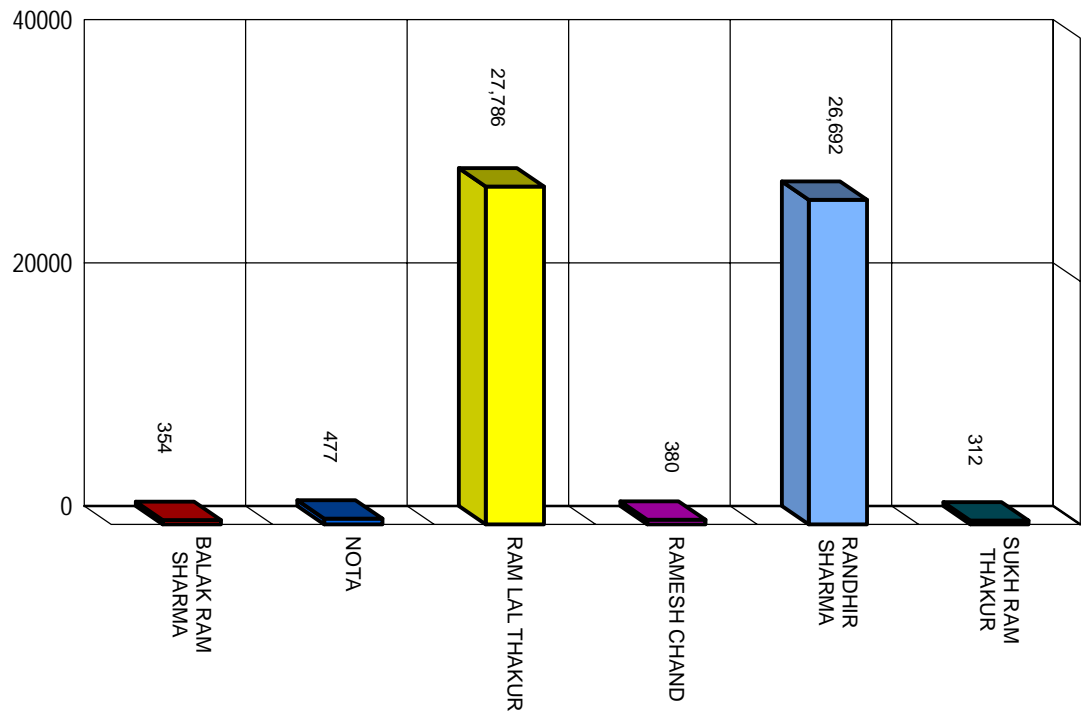
8. Detailed Result

Sl. No.	Name of Candidate	Sex	Party Affiliation	Total Votes Polled	Percentage of Votes Polled
1	RAM LAL THAKUR	M	INC	28119	48.86%
2	RANDHIR SHARMA	M	BJP	27077	46.94%
3	NOTA	-	NOTA	477	0.84%
4	RAMESH CHAND	M	IND	382	0.67%
5	BALAK RAM SHARMA	M	AIFB	357	0.62%
6	SUKH RAM THAKUR	M	IND	314	0.55%

9. Final Result

	Party	Candidate's Name	Votes Polled
Winner	INC	RAM LAL THAKUR	28,119
Runner-up	BJP	RANDHIR SHARMA	27,077
Winning Margin			1,042

Candidate-Wise Performance Chart



50-ARKI

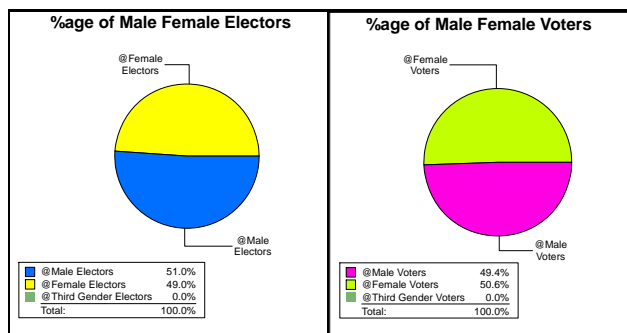
Extent:
Arki Tehsil, PCs Matuli, Bayla, Kohu, Saur, Bhayunkhari, Loharghat, Jainagar, Ukhu, Manlogkalan, Diggall & Chamdar of Ramshaher KC of Ramshaher Sub-Tehsil.

1. Detail of Constituency

No. & Name: 50-ARKI
 Type of Constituency (GEN/SC/ST): GEN

2. Important Dates:

Date of Poll: 09-11-2017
 Date of Repoll (if any): Nil
 Date of Counting: 18-12-2017
 Date of Declaration of Result: 18-12-2017



3. Data about Polling Stations

No. of Polling Stations				Average No. of Electors per Polling Station	Average No. of Voters per Polling Station
Critical	Vulnerable	Ordinary	Total		
29	4	97	130	654	499

4. Data about Candidates

No. of Nominations Filed:
 No. of Nominations Rejected:
 No. of Withdrawals:
 No. of Contesting Candidates:
 No. of Candidates who forfeited their Deposits:

Men	Women	Third Gender	Total
5	0	0	5
1	0	0	1
0	0	0	0
4	0	0	4
2	0	0	2

5. Detail of Electors

General				Service				Total			
Male	Female	Third Gender	Total	Male	Female	Third Gender	Total	Male	Female	Third Gender	Total
42,905	41,655	0	84,560	426	1	0	427	43,331	41,656	0	84,987

6. Break-up of Total Voters

Type	Men	Women	Third Gender	Total
General	31,427	32,230	0	63,657
Postal				1,226
Total	31,427	32,230	0	64,883
%age of Total Female Voters who came out to vote:				77.37

7. Name of the Contesting Candidates and their detail

Sl. No.	Name of Candidate	Sex	Party Affiliation	Symbol Allotted	Final Result
1	VIRBHADRA SINGH	M	INC	HAND	Winner
2	RATTAN SINGH PAL	M	BJP	LOTUS	Runner-up
3	VIJAY SINGH RAJPUT	M	JanSP	ALMIRAH	Lost
4	VIJAY SINGH CHAUHAN	M	IND	HAT	Lost
5	NOTA	-	NOTA	NONE OF THE ABOVE	Lost

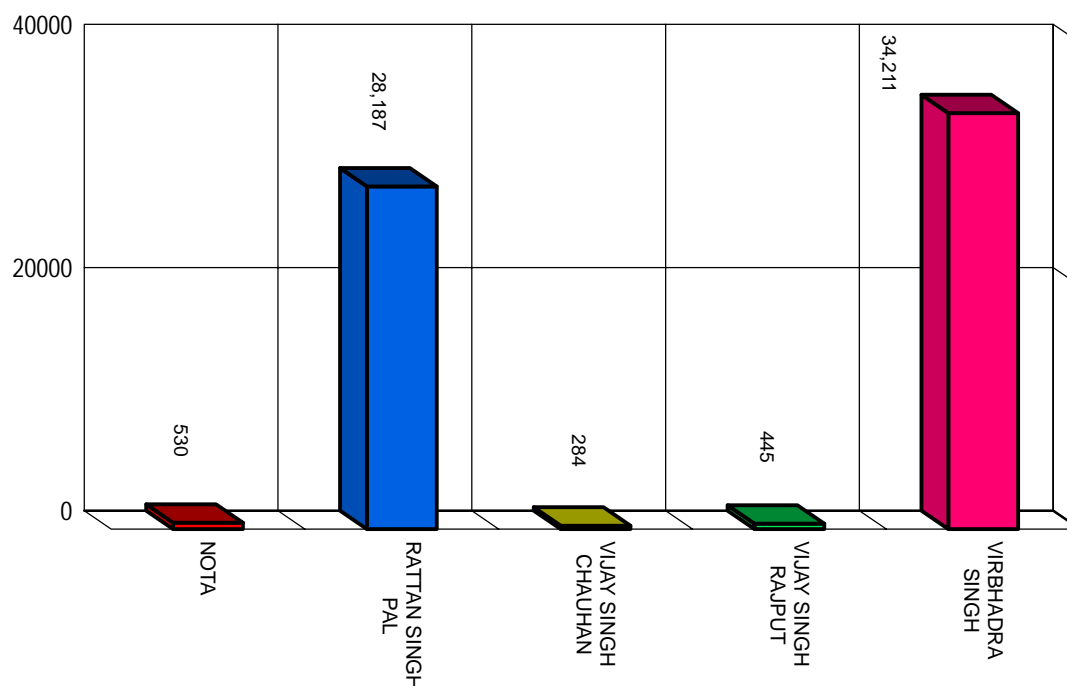
8. Detailed Result

Sl. No.	Name of Candidate	Sex	Party Affiliation	Total Votes Polled	Percentage of Votes Polled
1	VIRBHADRA SINGH	M	INC	34499	52.73%
2	RATTAN SINGH PAL	M	BJP	28448	43.44%
3	NOTA	-	NOTA	530	0.82%
4	VIJAY SINGH RAJPUT	M	JanSP	445	0.69%
5	VIJAY SINGH CHAUHAN	M	IND	289	0.44%

9. Final Result

	Party	Candidate's Name	Votes Polled
Winner	INC	VIRBHADRA SINGH	34,499
Runner-up	BJP	RATTAN SINGH PAL	28,448
Winning Margin			6,051

Candidate-Wise Performance Chart



51-NALAGARH

Extent:

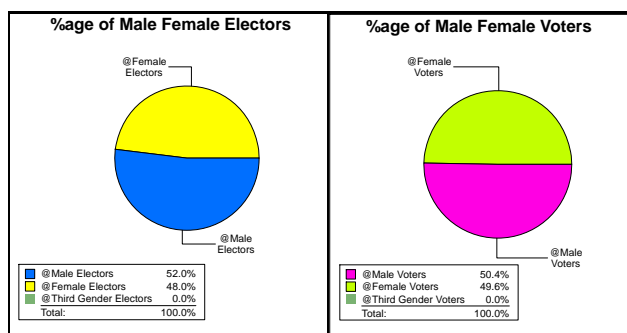
KCs Changer, Nalagarh, PCs Kirpalpur, Nanowal of Doon KC & Nalagarh Municipal Council of Nalagarh Tehsil; PCs Behri, Ramshaher, Dharmana, Nand, Dolli & Lunas of Ramshaher KC of Ramshaher Sub-Tehsil.

1. Detail of Constituency

No. & Name: 51-NALAGARH
 Type of Constituency (GEN/SC/ST): GEN

2. Important Dates:

Date of Poll: 09-11-2017
 Date of Repoll (if any): Nil
 Date of Counting: 18-12-2017
 Date of Declaration of Result: 18-12-2017



3. Data about Polling Stations

No. of Polling Stations				Average No. of Electors per Polling Station	Average No. of Voters per Polling Station
Critical	Vulnerable	Ordinary	Total		
10	13	77	100	827	705

4. Data about Candidates

No. of Nominations Filed:
 No. of Nominations Rejected:
 No. of Withdrawals:
 No. of Contesting Candidates:
 No. of Candidates who forfeited their Deposits:

Men	Women	Third Gender	Total
7	0	0	7
1	0	0	1
1	0	0	1
5	0	0	5
2	0	0	2

5. Detail of Electors

General				Service				Total			
Male	Female	Third Gender	Total	Male	Female	Third Gender	Total	Male	Female	Third Gender	Total
42,379	39,684	1	82,064	636	1	0	637	43,015	39,685	1	82,701

6. Break-up of Total Voters

Type	Men	Women	Third Gender	Total
General	34,961	34,420	0	69,381
Postal				1,088
Total	34,961	34,420	0	70,469
%age of Total Female Voters who came out to vote:				86.73

7. Name of the Contesting Candidates and their detail

Sl. No.	Name of Candidate	Sex	Party Affiliation	Symbol Allotted	Final Result
1	LAKHVINDER SINGH RANA	M	INC	HAND	Winner
2	K. L. THAKUR	M	BJP	LOTUS	Runner-up
3	HARDEEP SINGH BAWA	M	IND	SEWING MACHINE	Lost
4	HARPREET SINGH SAINI	M	IND	TRUCK	Lost
5	GURNAM SINGH	M	IND	LETTER BOX	Lost
6	NOTA	-	NOTA	NONE OF THE ABOVE	Lost

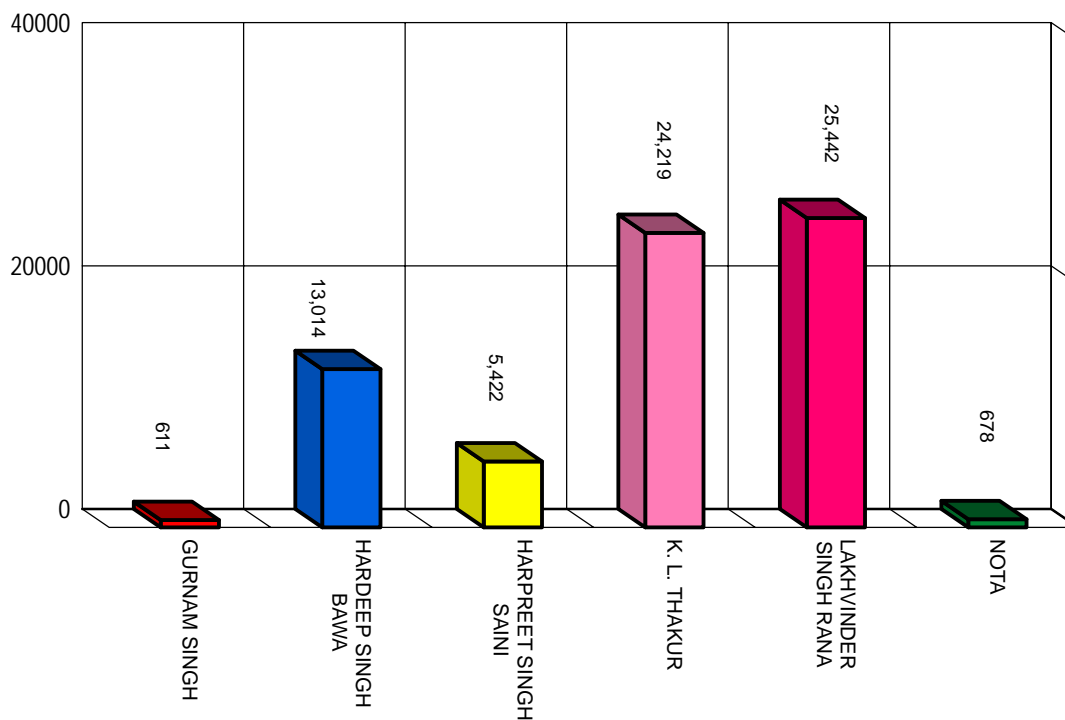
8. Detailed Result

Sl. No.	Name of Candidate	Sex	Party Affiliation	Total Votes Polled	Percentage of Votes Polled
1	LAKHVINDER SINGH RANA	M	INC	25872	36.10%
2	K. L. THAKUR	M	BJP	24630	34.37%
3	HARDEEP SINGH BAWA	M	IND	13095	18.47%
4	HARPREET SINGH SAINI	M	IND	5443	7.69%
5	NOTA	-	NOTA	678	0.96%
6	GURNAM SINGH	M	IND	613	0.87%

9. Final Result

	Party	Candidate's Name	Votes Polled
Winner	INC	LAKHVINDER SINGH RANA	25,872
Runner-up	BJP	K. L. THAKUR	24,630
Winning Margin			1,242

Candidate-Wise Performance Chart



52-DOON

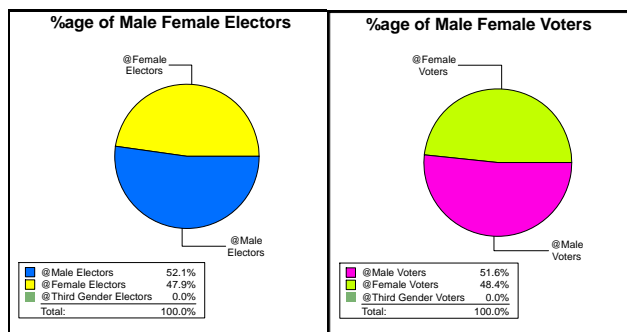
Extent:
Krishangarh (Kuthar) Sub-Tehsil; PCs Beli, Manpura, Lodimajra, Dhela, Bhud, Thana, Sandouli, Bhataulikalan, Baddi, Abharni, Souri, Talli, Bawasni of Doon KC & Baddi Nagar Panchayat of Nalagarh Tehsil; PCs Barotiwala & Madhala of Patta KC of Kasauli Tehsil.

1. Detail of Constituency

No. & Name: 52-DOON
 Type of Constituency (GEN/SC/ST): GEN

2. Important Dates:

Date of Poll: 09-11-2017
 Date of Repoll (if any): Nil
 Date of Counting: 18-12-2017
 Date of Declaration of Result: 18-12-2017



3. Data about Polling Stations

No. of Polling Stations				Average No. of Electors per Polling Station	Average No. of Voters per Polling Station
Critical	Vulnerable	Ordinary	Total		
18	5	67	90	695	623

4. Data about Candidates

No. of Nominations Filed:
 No. of Nominations Rejected:
 No. of Withdrawals:
 No. of Contesting Candidates:
 No. of Candidates who forfeited their Deposits:

Men	Women	Third Gender	Total
3	2	0	5
0	2	0	2
0	0	0	0
3	0	0	3
1	0	0	1

5. Detail of Electors

General				Service				Total			
Male	Female	Third Gender	Total	Male	Female	Third Gender	Total	Male	Female	Third Gender	Total
32,397	29,953	1	62,351	224	2	0	226	32,621	29,955	1	62,577

6. Break-up of Total Voters

Type	Men	Women	Third Gender	Total
General	28,640	26,832	0	55,472
Postal				616
Total	28,640	26,832	0	56,088
%age of Total Female Voters who came out to vote:				89.57

7. Name of the Contesting Candidates and their detail

Sl. No.	Name of Candidate	Sex	Party Affiliation	Symbol Allotted	Final Result
1	PARAMJEET SINGH	M	BJP	LOTUS	Winner
2	RAM KUMAR	M	INC	HAND	Runner-up
3	INDER SINGH THAKUR	M	IND	TRACTOR CHALATA KISAN	Lost
4	NOTA	-	NOTA	NONE OF THE ABOVE	Lost

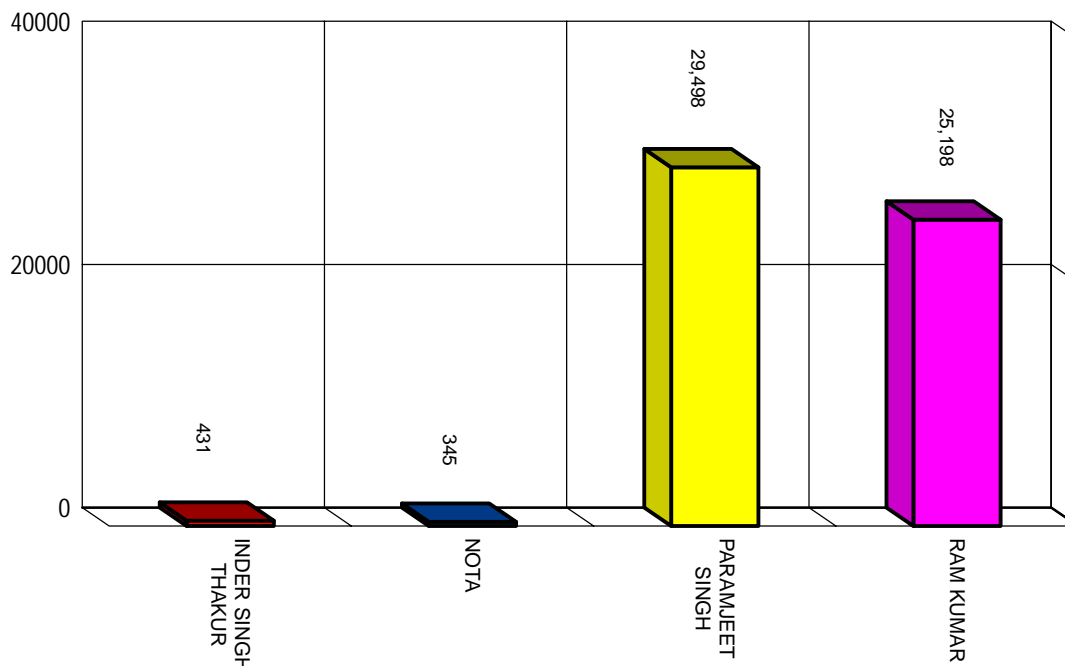
8. Detailed Result

Sl. No.	Name of Candidate	Sex	Party Affiliation	Total Votes Polled	Percentage of Votes Polled
1	PARAMJEET SINGH	M	BJP	29701	52.59%
2	RAM KUMAR	M	INC	25382	44.93%
3	INDER SINGH THAKUR	M	IND	436	0.77%
4	NOTA	-	NOTA	345	0.62%

9. Final Result

	Party	Candidate's Name	Votes Polled
Winner	BJP	PARAMJEET SINGH	29,701
Runner-up	INC	RAM KUMAR	25,382
Winning Margin			4,319

Candidate-Wise Performance Chart



53-SOLAN (SC)

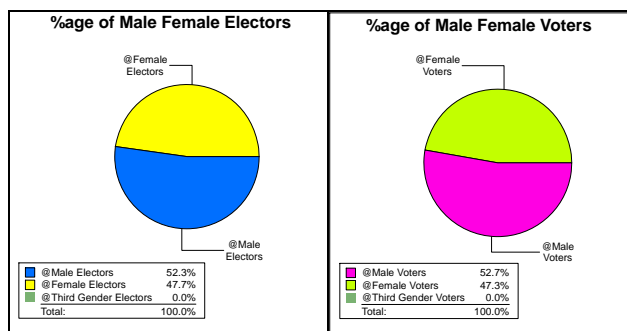
Extent:
Kandaghat Tehsil; KC Solan & Solan Municipal Council of Solan Tehsil.

1. Detail of Constituency

No. & Name: 53-SOLAN
 Type of Constituency (GEN/SC/ST): SC

2. Important Dates:

Date of Poll: 09-11-2017
 Date of Repoll (if any): Nil
 Date of Counting: 18-12-2017
 Date of Declaration of Result: 18-12-2017



3. Data about Polling Stations

No. of Polling Stations				Average No. of Electors per Polling Station	Average No. of Voters per Polling Station
Critical	Vulnerable	Ordinary	Total		
10	5	109	124	655	440

4. Data about Candidates

No. of Nominations Filed:
 No. of Nominations Rejected:
 No. of Withdrawals:
 No. of Contesting Candidates:
 No. of Candidates who forfeited their Deposits:

Men	Women	Third Gender	Total
6	0	0	6
2	0	0	2
0	0	0	0
4	0	0	4
2	0	0	2

5. Detail of Electors

General				Service				Total			
Male	Female	Third Gender	Total	Male	Female	Third Gender	Total	Male	Female	Third Gender	Total
42,244	38,770	5	81,019	235	1	0	236	42,479	38,771	5	81,255

6. Break-up of Total Voters

Type	Men	Women	Third Gender	Total
General	28,440	25,553	0	53,993
Postal				616
Total	28,440	25,553	0	54,609

%age of Total Female Voters who came out to vote:	65.91
---	--------------

7. Name of the Contesting Candidates and their detail

Sl. No.	Name of Candidate	Sex	Party Affiliation	Symbol Allotted	Final Result
1	DR. (COL.) DHANI RAM SHAN	M	INC	HAND	Winner
2	RAJESH KASHYAP	M	BJP	LOTUS	Runner-up
3	AJAY BHATTI	M	CPM	HAMMER, SICKLE AND STAR	Lost
4	SHASHI KANT CHAUHAN	M	IND	AIR CONDITIONER	Lost
5	NOTA	-	NOTA	NONE OF THE ABOVE	Lost

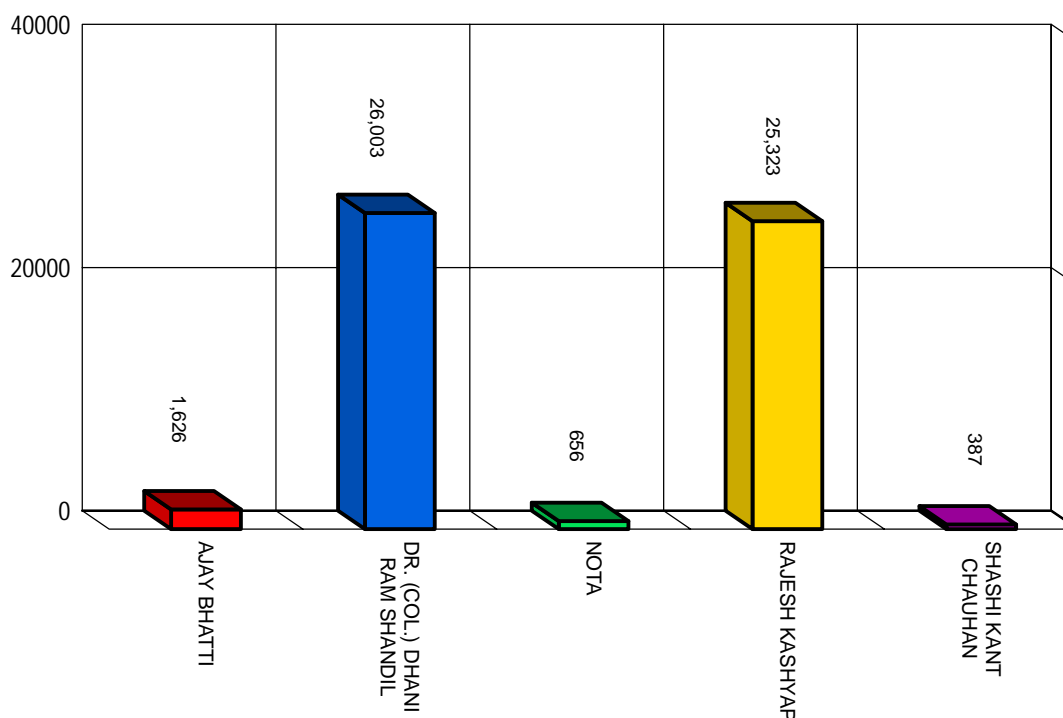
8. Detailed Result

Sl. No.	Name of Candidate	Sex	Party Affiliation	Total Votes Polled	Percentage of Votes Polled
1	DR. (COL.) DHANI RAM SHANDIL	M	INC	26200	47.62%
2	RAJESH KASHYAP	M	BJP	25529	46.37%
3	AJAY BHATTI	M	CPM	1632	2.98%
4	NOTA	-	NOTA	656	1.20%
5	SHASHI KANT CHAUHAN	M	IND	389	0.71%

9. Final Result

	Party	Candidate's Name	Votes Polled
Winner	INC	DR. (COL.) DHANI RAM SHANDIL	26,200
Runner-up	BJP	RAJESH KASHYAP	25,529
Winning Margin			671

Candidate-Wise Performance Chart



54-KASAULI (SC)

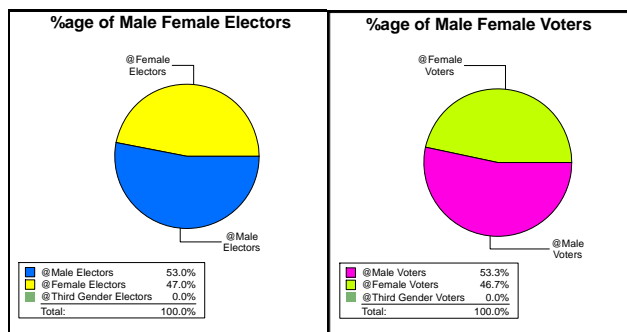
Extent:
KCs Kasauli, Krishangarh (Kuthar) (Part), PC Kotbeja of Patta KC, Kasauli Cantonment Board & Parwanoo Municipal Council of Kasauli Tehsil; KC Sapathu, Dagshai Cantonment Board & Sapathu Cantonment Board of Solan Tehsil.

1. Detail of Constituency

No. & Name: 54-KASAULI
 Type of Constituency (GEN/SC/ST): SC

2. Important Dates:

Date of Poll: 09-11-2017
 Date of Repoll (if any): Nil
 Date of Counting: 18-12-2017
 Date of Declaration of Result: 18-12-2017



3. Data about Polling Stations

No. of Polling Stations				Average No. of Electors per Polling Station	Average No. of Voters per Polling Station
Critical	Vulnerable	Ordinary	Total		
10	3	81	94	683	519

4. Data about Candidates

No. of Nominations Filed:
 No. of Nominations Rejected:
 No. of Withdrawals:
 No. of Contesting Candidates:
 No. of Candidates who forfeited their Deposits:

Men	Women	Third Gender	Total
6	0	0	6
1	0	0	1
0	0	0	0
5	0	0	5
3	0	0	3

5. Detail of Electors

General				Service				Total			
Male	Female	Third Gender	Total	Male	Female	Third Gender	Total	Male	Female	Third Gender	Total
33,755	30,210	0	63,965	279	1	0	280	34,034	30,211	0	64,245

6. Break-up of Total Voters

Type	Men	Women	Third Gender	Total
General	25,755	22,570	0	48,325
Postal				432
Total	25,755	22,570	0	48,757
%age of Total Female Voters who came out to vote:				74.71

7. Name of the Contesting Candidates and their detail

Sl. No.	Name of Candidate	Sex	Party Affiliation	Symbol Allotted	Final Result
1	RAJIV SAIZAL	M	BJP	LOTUS	Winner
2	VINOD SULTANPURI	M	INC	HAND	Runner-up
3	VIRENDER KUMAR KASHYAP	M	CPI	EARS OF CORN AND SICKLE	Lost
4	RAJEEV KUMAR KAUNDAL	M	IND	GAS CYLINDER	Lost
5	KESHAV KUMAR	M	SWAP	DIAMOND	Lost
6	NOTA	-	NOTA	NONE OF THE ABOVE	Lost

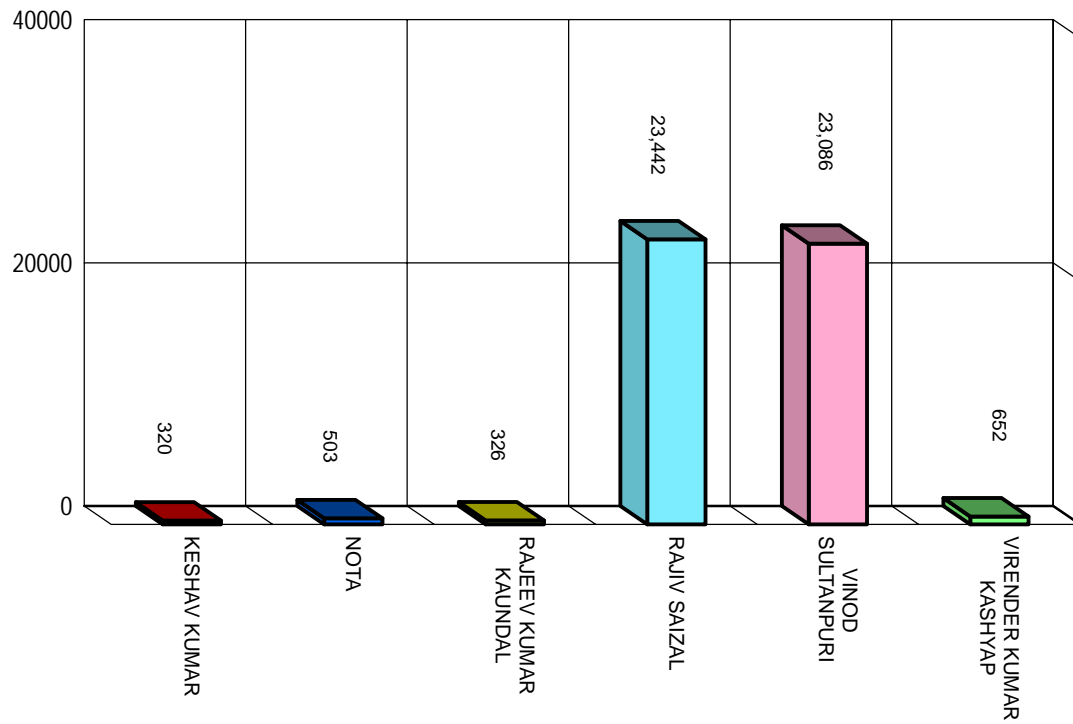
8. Detailed Result

Sl. No.	Name of Candidate	Sex	Party Affiliation	Total Votes Polled	Percentage of Votes Polled
1	RAJIV SAIZAL	M	BJP	23656	48.08%
2	VINOD SULTANPURI	M	INC	23214	47.35%
3	VIRENDER KUMAR KASHYAP	M	CPI	652	1.34%
4	NOTA	-	NOTA	503	1.03%
5	RAJEEV KUMAR KAUNDAL	M	IND	329	0.67%
6	KESHAV KUMAR	M	SWAP	321	0.66%

9. Final Result

	Party	Candidate's Name	Votes Polled
Winner	BJP	RAJIV SAIZAL	23,656
Runner-up	INC	VINOD SULTANPURI	23,214
Winning Margin			442

Candidate-Wise Performance Chart



55-PACHHAD (SC)

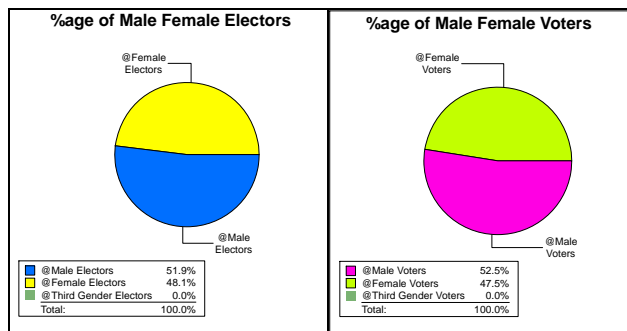
Extent:
Rajgarh Tehsil & Pachhad Tehsil.

1. Detail of Constituency

No. & Name: 55-PACHHAD
 Type of Constituency (GEN/SC/ST): SC

2. Important Dates:

Date of Poll: 09-11-2017
 Date of Repoll (if any): Nil
 Date of Counting: 18-12-2017
 Date of Declaration of Result: 18-12-2017



3. Data about Polling Stations

No. of Polling Stations				Average No. of Electors per Polling Station	Average No. of Voters per Polling Station
Critical	Vulnerable	Ordinary	Total		
8	0	102	110	628	508

4. Data about Candidates

No. of Nominations Filed:
 No. of Nominations Rejected:
 No. of Withdrawals:
 No. of Contesting Candidates:
 No. of Candidates who forfeited their Deposits:

Men	Women	Third Gender	Total
4	0	0	4
0	0	0	0
1	0	0	1
3	0	0	3
1	0	0	1

5. Detail of Electors

General				Service				Total			
Male	Female	Third Gender	Total	Male	Female	Third Gender	Total	Male	Female	Third Gender	Total
35,443	33,272	0	68,715	395	0	0	395	35,838	33,272	0	69,110

6. Break-up of Total Voters

Type	Men	Women	Third Gender	Total
General	28,826	26,035	0	54,861
Postal				998
Total	28,826	26,035	0	55,859

%age of Total Female Voters who came out to vote:	78.25
---	--------------

7. Name of the Contesting Candidates and their detail

Sl. No.	Name of Candidate	Sex	Party Affiliation	Symbol Allotted	Final Result
1	SURESH KUMAR KASHYAP	M	BJP	LOTUS	Winner
2	GANGU RAM MUSAFIR	M	INC	HAND	Runner-up
3	RATTAN SINGH KASHYAP	M	IND	SEWING MACHINE	Lost
4	NOTA	-	NOTA	NONE OF THE ABOVE	Lost

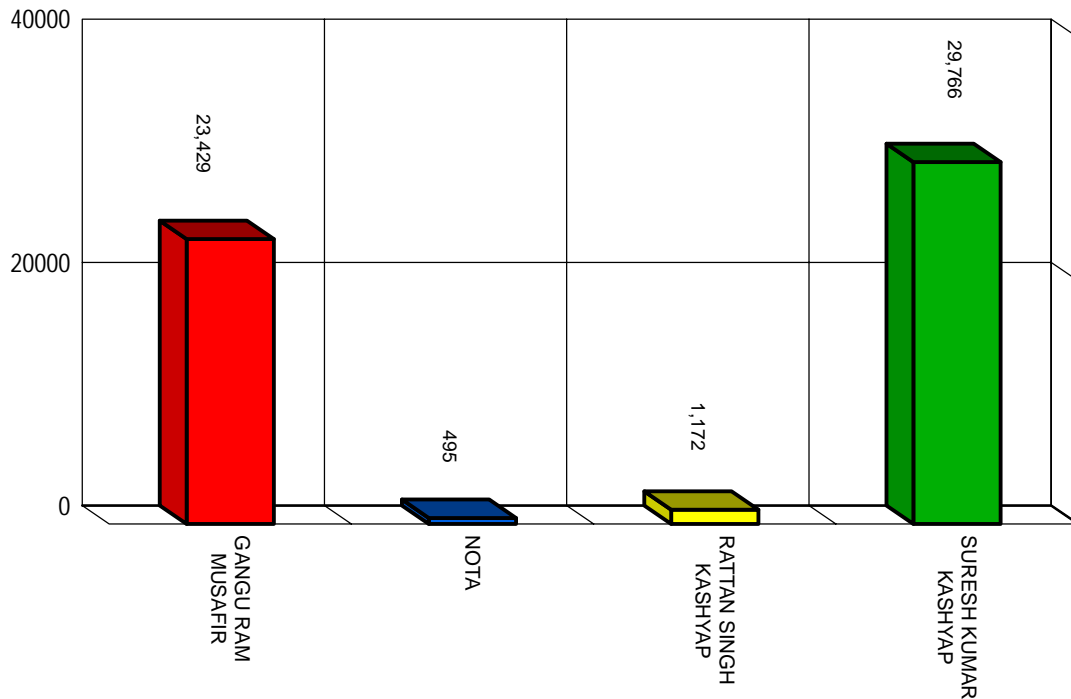
8. Detailed Result

Sl. No.	Name of Candidate	Sex	Party Affiliation	Total Votes Polled	Percentage of Votes Polled
1	SURESH KUMAR KASHYAP	M	BJP	30243	53.29%
2	GANGU RAM MUSAFIR	M	INC	23816	41.94%
3	RATTAN SINGH KASHYAP	M	IND	1182	2.10%
4	NOTA	-	NOTA	495	0.89%

9. Final Result

	Party	Candidate's Name	Votes Polled
Winner	BJP	SURESH KUMAR KASHYAP	30,243
Runner-up	INC	GANGU RAM MUSAFIR	23,816
Winning Margin			6,427

Candidate-Wise Performance Chart



56-NAHAN

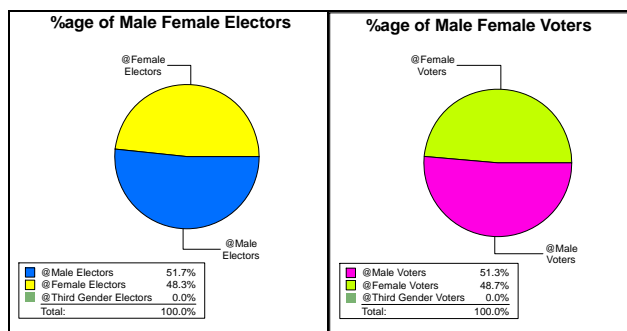
Extent:
Nahan Tehsil; PCs Majra & Dhaula Kuan of Majra KC of Paonta Sahib Tehsil.

1. Detail of Constituency

No. & Name: 56-NAHAN
 Type of Constituency (GEN/SC/ST): GEN

2. Important Dates:

Date of Poll: 09-11-2017
 Date of Repoll (if any): Nil
 Date of Counting: 18-12-2017
 Date of Declaration of Result: 18-12-2017



3. Data about Polling Stations

No. of Polling Stations				Average No. of Electors per Polling Station	Average No. of Voters per Polling Station
Critical	Vulnerable	Ordinary	Total		
11	15	88	114	658	549

4. Data about Candidates

No. of Nominations Filed:
 No. of Nominations Rejected:
 No. of Withdrawals:
 No. of Contesting Candidates:
 No. of Candidates who forfeited their Deposits:

Men	Women	Third Gender	Total
6	0	0	6
1	0	0	1
0	0	0	0
5	0	0	5
3	0	0	3

5. Detail of Electors

General				Service				Total			
Male	Female	Third Gender	Total	Male	Female	Third Gender	Total	Male	Female	Third Gender	Total
38,301	36,226	0	74,527	495	3	0	498	38,796	36,229	0	75,025

6. Break-up of Total Voters

Type	Men	Women	Third Gender	Total
General	31,533	29,930	0	61,463
Postal				1,176
Total	31,533	29,930	0	62,639
%age of Total Female Voters who came out to vote:				82.61

7. Name of the Contesting Candidates and their detail

Sl. No.	Name of Candidate	Sex	Party Affiliation	Symbol Allotted	Final Result
1	DR. RAJEEV BINDAL	M	BJP	LOTUS	Winner
2	AJAY SOLANKEY	M	INC	HAND	Runner-up
3	VISHWANATH	M	CPM	HAMMER, SICKLE AND STAR	Lost
4	JAI CHAND	M	BSP	ELEPHANT	Lost
5	VIRENDER KUMAR	M	LOGAP	CANDLES	Lost
6	NOTA	-	NOTA	NONE OF THE ABOVE	Lost

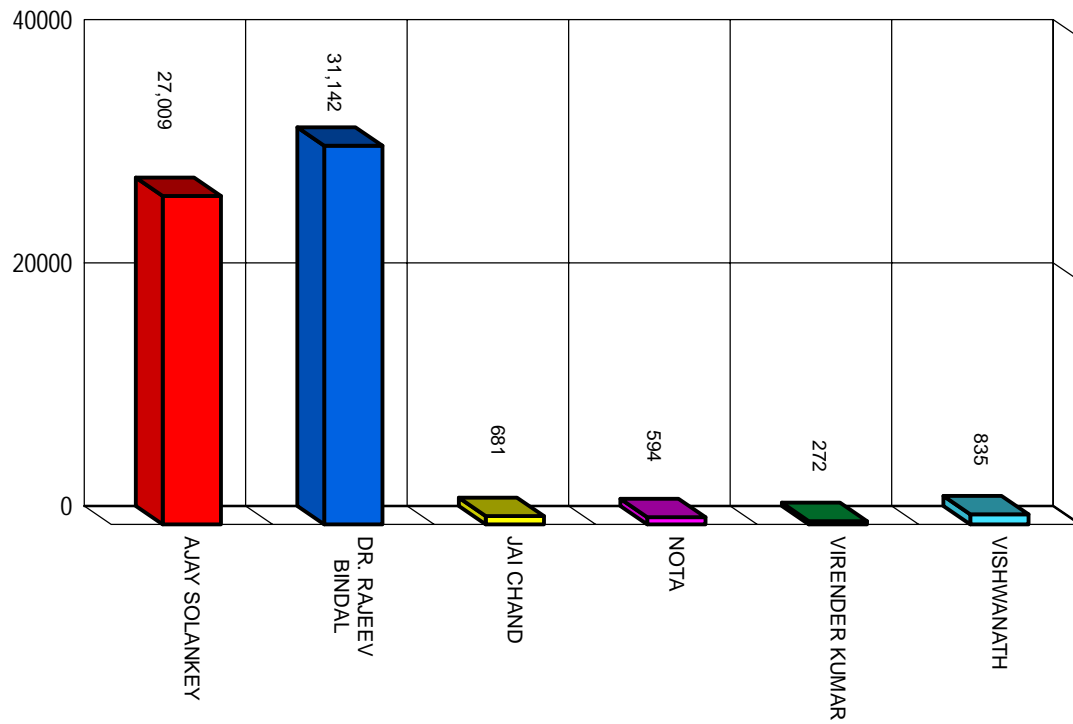
8. Detailed Result

Sl. No.	Name of Candidate	Sex	Party Affiliation	Total Votes Polled	Percentage of Votes Polled
1	DR. RAJEEV BINDAL	M	BJP	31563	49.72%
2	AJAY SOLANKEY	M	INC	27573	43.12%
3	VISHWANATH	M	CPM	836	1.33%
4	JAI CHAND	M	BSP	689	1.09%
5	NOTA	-	NOTA	594	0.95%
6	VIRENDER KUMAR	M	LOGAP	272	0.43%

9. Final Result

	Party	Candidate's Name	Votes Polled
Winner	BJP	DR. RAJEEV BINDAL	31,563
Runner-up	INC	AJAY SOLANKEY	27,573
Winning Margin			3,990

Candidate-Wise Performance Chart



57-SRI RENUKAJI (SC)

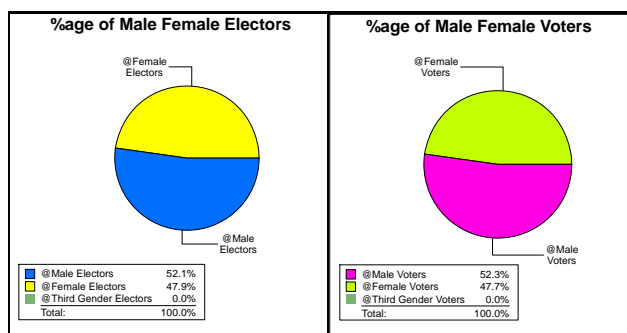
Extent:
Renuka Tehsil; Nohra Sub-Tehsil; PCs Kando Phagar, Bharog Baneri of Majra KC of Paonta Sahib Tehsil & Dadahu Sub Tehsil.

1. Detail of Constituency

No. & Name: 57-SRI RENUKAJI
 Type of Constituency (GEN/SC/ST): SC

2. Important Dates:

Date of Poll: 09-11-2017
 Date of Repoll (if any): Nil
 Date of Counting: 18-12-2017
 Date of Declaration of Result: 18-12-2017



3. Data about Polling Stations

No. of Polling Stations				Average No. of Electors per Polling Station	Average No. of Voters per Polling Station
Critical	Vulnerable	Ordinary	Total		
11	4	108	123	534	424

4. Data about Candidates

No. of Nominations Filed:
 No. of Nominations Rejected:
 No. of Withdrawals:
 No. of Contesting Candidates:
 No. of Candidates who forfeited their Deposits:

Men	Women	Third Gender	Total
4	0	0	4
1	0	0	1
0	0	0	0
3	0	0	3
0	0	0	0

5. Detail of Electors

General				Service				Total			
Male	Female	Third Gender	Total	Male	Female	Third Gender	Total	Male	Female	Third Gender	Total
33,879	31,474	0	65,353	363	0	0	363	34,242	31,474	0	65,716

6. Break-up of Total Voters

Type	Men	Women	Third Gender	Total
General	26,736	24,424	0	51,160
Postal				971
Total	26,736	24,424	0	52,131
%age of Total Female Voters who came out to vote:				77.60

7. Name of the Contesting Candidates and their detail

Sl. No.	Name of Candidate	Sex	Party Affiliation	Symbol Allotted	Final Result
1	VINAY KUMAR	M	INC	HAND	Winner
2	BALBIR SINGH	M	BJP	LOTUS	Runner-up
3	HIRDAYA RAM	M	IND	CAULIFLOWER	Lost
4	NOTA	-	NOTA	NONE OF THE ABOVE	Lost

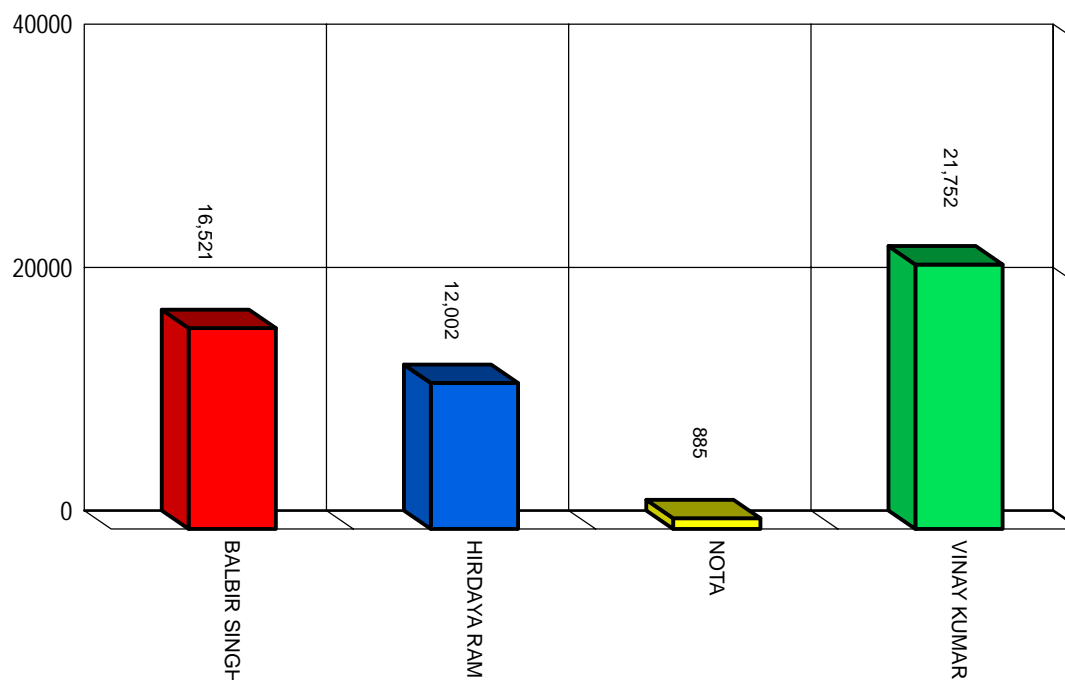
8. Detailed Result

Sl. No.	Name of Candidate	Sex	Party Affiliation	Total Votes Polled	Percentage of Votes Polled
1	VINAY KUMAR	M	INC	22028	41.73%
2	BALBIR SINGH	M	BJP	16868	31.69%
3	HIRDAYA RAM	M	IND	12069	23.02%
4	NOTA	-	NOTA	885	1.70%

9. Final Result

	Party	Candidate's Name	Votes Polled
Winner	INC	VINAY KUMAR	22,028
Runner-up	BJP	BALBIR SINGH	16,868
Winning Margin			5,160

Candidate-Wise Performance Chart



58-PAONTA SAHIB

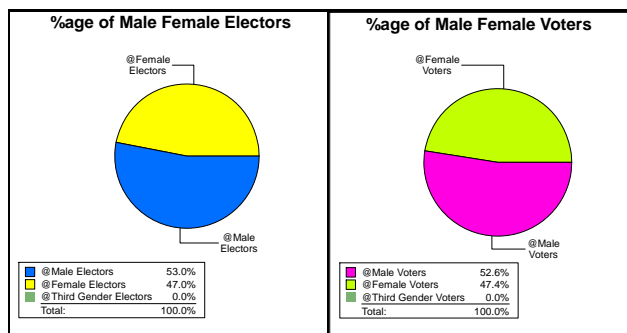
Extent:
KC Paonta Sahib, PCs Taruwala, Bhatanwali, Puruwala, Toka Nagla of Majra KC & Paonta Sahib Municipal Council of Paonta Sahib Tehsil.

1. Detail of Constituency

No. & Name: 58-PAONTA SAHIB
 Type of Constituency (GEN/SC/ST): GEN

2. Important Dates:

Date of Poll: 09-11-2017
 Date of Repoll (if any): Nil
 Date of Counting: 18-12-2017
 Date of Declaration of Result: 18-12-2017



3. Data about Polling Stations

No. of Polling Stations				Average No. of Electors per Polling Station	Average No. of Voters per Polling Station
Critical	Vulnerable	Ordinary	Total		
43	19	34	96	784	636

4. Data about Candidates

No. of Nominations Filed:
 No. of Nominations Rejected:
 No. of Withdrawals:
 No. of Contesting Candidates:
 No. of Candidates who forfeited their Deposits:

Men	Women	Third Gender	Total
6	1	0	7
3	0	0	3
0	0	0	0
3	1	0	4
1	1	0	2

5. Detail of Electors

General				Service				Total			
Male	Female	Third Gender	Total	Male	Female	Third Gender	Total	Male	Female	Third Gender	Total
39,576	35,361	1	74,938	372	0	0	372	39,948	35,361	1	75,310

6. Break-up of Total Voters

Type	Men	Women	Third Gender	Total
General	31,739	28,643	1	60,383
Postal				685
Total	31,739	28,643	1	61,068
%age of Total Female Voters who came out to vote:				81.00

7. Name of the Contesting Candidates and their detail

Sl. No.	Name of Candidate	Sex	Party Affiliation	Symbol Allotted	Final Result
1	SUKH RAM	M	BJP	LOTUS	Winner
2	KIRNESH JUNG	M	INC	HAND	Runner-up
3	MEENA KUMARI	F	LOGAP	CANDLES	Lost
4	SURENDER	M	IND	BAT	Lost
5	NOTA	-	NOTA	NONE OF THE ABOVE	Lost

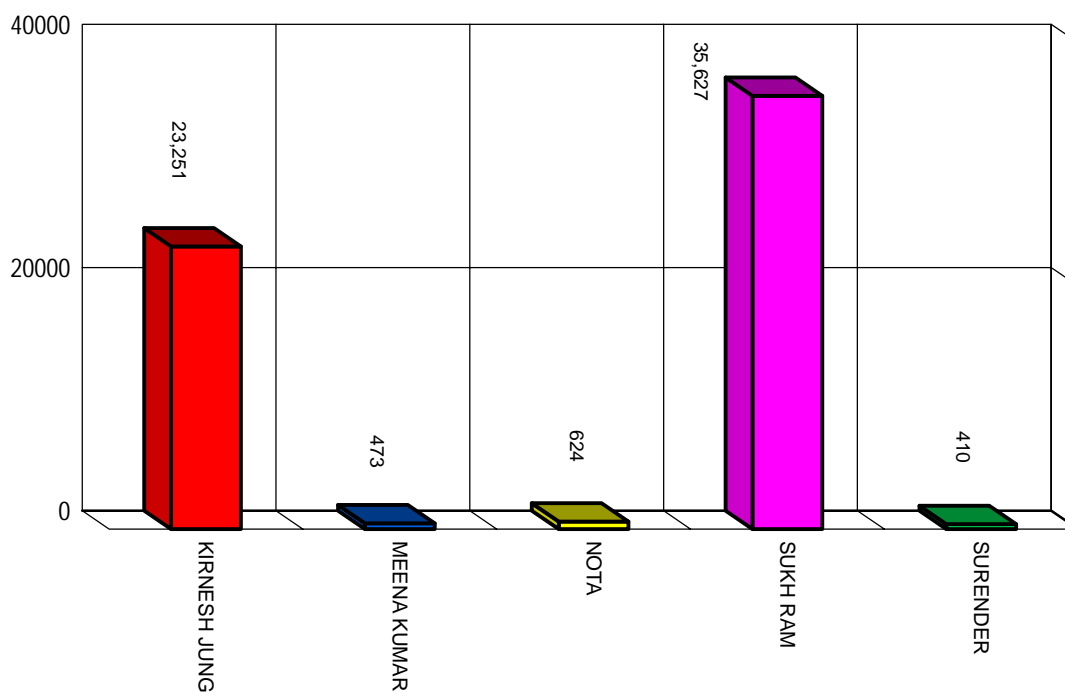
8. Detailed Result

Sl. No.	Name of Candidate	Sex	Party Affiliation	Total Votes Polled	Percentage of Votes Polled
1	SUKH RAM	M	BJP	36011	58.34%
2	KIRNESH JUNG	M	INC	23392	38.07%
3	NOTA	-	NOTA	624	1.02%
4	MEENA KUMARI	F	LOGAP	484	0.77%
5	SURENDER	M	IND	414	0.67%

9. Final Result

	Party	Candidate's Name	Votes Polled
Winner	BJP	SUKH RAM	36,011
Runner-up	INC	KIRNESH JUNG	23,392
Winning Margin			12,619

Candidate-Wise Performance Chart



59-SHILLAI

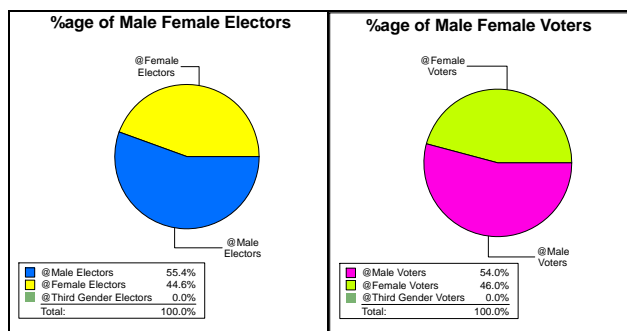
Extent:
Kamrau Sub Tehsil, Shillai Tehsil & Ronhat Sub Tehsil.

1. Detail of Constituency

No. & Name: 59-SHILLAI
 Type of Constituency (GEN/SC/ST): GEN

2. Important Dates:

Date of Poll: 09-11-2017
 Date of Repoll (if any): Nil
 Date of Counting: 18-12-2017
 Date of Declaration of Result: 18-12-2017



3. Data about Polling Stations

No. of Polling Stations				Average No. of Electors per Polling Station	Average No. of Voters per Polling Station
Critical	Vulnerable	Ordinary	Total		
6	4	87	97	678	579

4. Data about Candidates

No. of Nominations Filed:
 No. of Nominations Rejected:
 No. of Withdrawals:
 No. of Contesting Candidates:
 No. of Candidates who forfeited their Deposits:

Men	Women	Third Gender	Total
5	0	0	5
0	0	0	0
1	0	0	1
4	0	0	4
2	0	0	2

5. Detail of Electors

General				Service				Total			
Male	Female	Third Gender	Total	Male	Female	Third Gender	Total	Male	Female	Third Gender	Total
36,184	29,323	0	65,507	270	0	0	270	36,454	29,323	0	65,777

6. Break-up of Total Voters

Type	Men	Women	Third Gender	Total
General	29,800	25,347	0	55,147
Postal				1,045
Total	29,800	25,347	0	56,192
%age of Total Female Voters who came out to vote:				86.44

7. Name of the Contesting Candidates and their detail

Sl. No.	Name of Candidate	Sex	Party Affiliation	Symbol Allotted	Final Result
1	HARSHWARDHAN CHAUHAN	M	INC	HAND	Winner
2	BALDEV SINGH	M	BJP	LOTUS	Runner-up
3	MANI RAM	M	SWAP	HARMONIUM	Lost
4	KEDAR SINGH JINDAN	M	BSP	ELEPHANT	Lost
5	NOTA	-	NOTA	NONE OF THE ABOVE	Lost

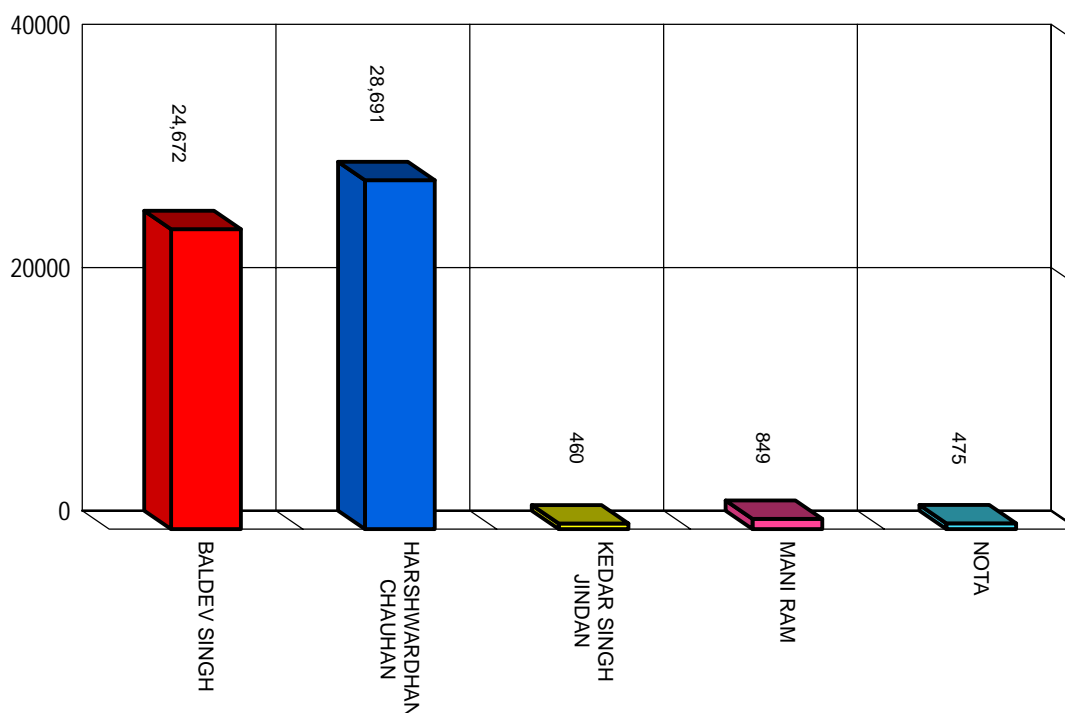
8. Detailed Result

Sl. No.	Name of Candidate	Sex	Party Affiliation	Total Votes Polled	Percentage of Votes Polled
1	HARSHWARDHAN CHAUHAN	M	INC	29171	51.06%
2	BALDEV SINGH	M	BJP	25046	43.91%
3	MANI RAM	M	SWAP	850	1.51%
4	NOTA	-	NOTA	475	0.85%
5	KEDAR SINGH JINDAN	M	BSP	463	0.82%

9. Final Result

	Party	Candidate's Name	Votes Polled
Winner	INC	HARSHWARDHAN CHAUHAN	29,171
Runner-up	BJP	BALDEV SINGH	25,046
Winning Margin			4,125

Candidate-Wise Performance Chart



60-CHOPAL

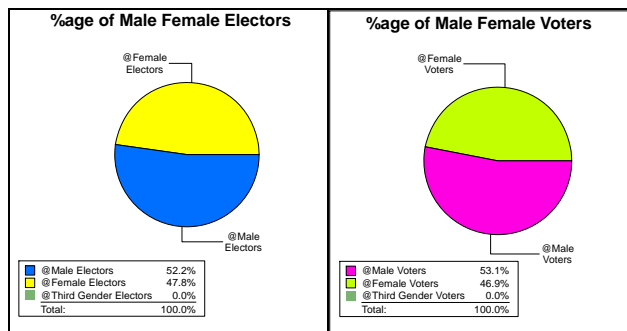
Extent:
Cheta Sub-Tehsil, Nerwa Sub-Tehsil, Chopal Tehsil & KC Deha of Theog Tehsil.

1. Detail of Constituency

No. & Name: 60-CHOPAL
 Type of Constituency (GEN/SC/ST): GEN

2. Important Dates:

Date of Poll: 09-11-2017
 Date of Repoll (if any): Nil
 Date of Counting: 18-12-2017
 Date of Declaration of Result: 18-12-2017



3. Data about Polling Stations

No. of Polling Stations				Average No. of Electors per Polling Station	Average No. of Voters per Polling Station
Critical	Vulnerable	Ordinary	Total		
10	8	123	141	519	396

4. Data about Candidates

No. of Nominations Filed:
 No. of Nominations Rejected:
 No. of Withdrawals:
 No. of Contesting Candidates:
 No. of Candidates who forfeited their Deposits:

Men	Women	Third Gender	Total
6	0	0	6
0	0	0	0
2	0	0	2
4	0	0	4
2	0	0	2

5. Detail of Electors

General				Service				Total			
Male	Female	Third Gender	Total	Male	Female	Third Gender	Total	Male	Female	Third Gender	Total
37,862	34,996	0	72,858	286	3	0	289	38,148	34,999	0	73,147

6. Break-up of Total Voters

Type	Men	Women	Third Gender	Total
General	29,096	25,675	0	54,771
Postal				1,129
Total	29,096	25,675	0	55,900
%age of Total Female Voters who came out to vote:				73.36

7. Name of the Contesting Candidates and their detail

Sl. No.	Name of Candidate	Sex	Party Affiliation	Symbol Allotted	Final Result
1	BALBIR SINGH VERMA	M	BJP	LOTUS	Winner
2	DR.SUBHASH CHAND MANGLA	M	INC	HAND	Runner-up
3	HARI CHAND	M	BSP	ELEPHANT	Lost
4	HARI SINGH PANWAR	M	IND	PRESSURE COOKER	Lost
5	NOTA	-	NOTA	NONE OF THE ABOVE	Lost

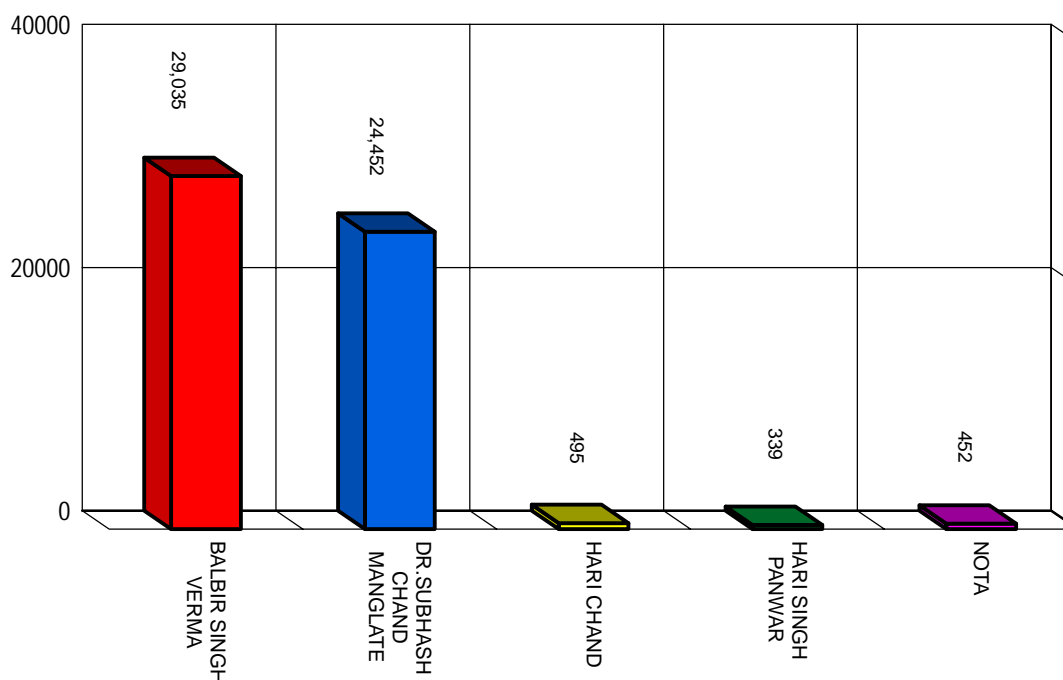
8. Detailed Result

Sl. No.	Name of Candidate	Sex	Party Affiliation	Total Votes Polled	Percentage of Votes Polled
1	BALBIR SINGH VERMA	M	BJP	29537	51.94%
2	DR.SUBHASH CHAND MANGLA	M	INC	24950	43.74%
3	HARI CHAND	M	BSP	498	0.89%
4	NOTA	-	NOTA	452	0.81%
5	HARI SINGH PANWAR	M	IND	340	0.61%

9. Final Result

	Party	Candidate's Name	Votes Polled
Winner	BJP	BALBIR SINGH VERMA	29,537
Runner-up	INC	DR.SUBHASH CHAND MANGLA	24,950
Winning Margin			4,587

Candidate-Wise Performance Chart



61-THEOG

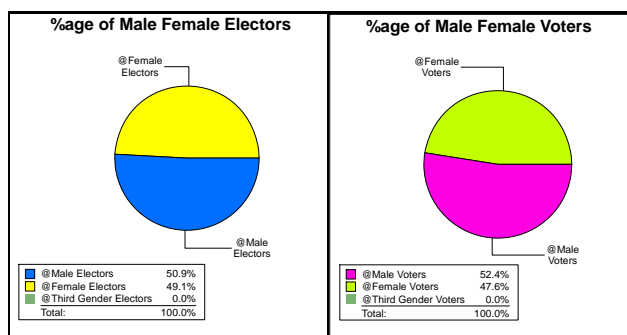
Extent:
KCs Theog, Matiana, PCs Tiwali, Dadas, Dhamanderi, Mundu, Ballag, Nahol of Dhamanderi KC, Theog Municipal Council of Theog Tehsil & Kumarsain Tehsil.

1. Detail of Constituency

No. & Name: 61-THEOG
 Type of Constituency (GEN/SC/ST): GEN

2. Important Dates:

Date of Poll: 09-11-2017
 Date of Repoll (if any): Nil
 Date of Counting: 18-12-2017
 Date of Declaration of Result: 18-12-2017



3. Data about Polling Stations

No. of Polling Stations				Average No. of Electors per Polling Station	Average No. of Voters per Polling Station
Critical	Vulnerable	Ordinary	Total		
2	0	159	161	488	361

4. Data about Candidates

No. of Nominations Filed:
 No. of Nominations Rejected:
 No. of Withdrawals:
 No. of Contesting Candidates:
 No. of Candidates who forfeited their Deposits:

Men	Women	Third Gender	Total
6	1	0	7
1	1	0	2
0	0	0	0
5	0	0	5
3	0	0	3

5. Detail of Electors

General				Service				Total			
Male	Female	Third Gender	Total	Male	Female	Third Gender	Total	Male	Female	Third Gender	Total
39,679	38,588	0	78,267	270	3	0	273	39,949	38,591	0	78,540

6. Break-up of Total Voters

Type	Men	Women	Third Gender	Total
General	30,012	27,240	0	57,252
Postal				820
Total	30,012	27,240	0	58,072
%age of Total Female Voters who came out to vote:				70.59

7. Name of the Contesting Candidates and their detail

Sl. No.	Name of Candidate	Sex	Party Affiliation	Symbol Allotted	Final Result
1	RAKESH SINGHA	M	CPM	HAMMER, SICKLE AND STAR	Winner
2	RAKESH VERMA	M	BJP	LOTUS	Runner-up
3	DEEPAK RAHOUR	M	INC	HAND	Lost
4	DEVI RAM SHARMA	M	IND	BATSMAN	Lost
5	ROSHAN LAL	M	IND	ALMIRAH	Lost
6	NOTA	-	NOTA	NONE OF THE ABOVE	Lost

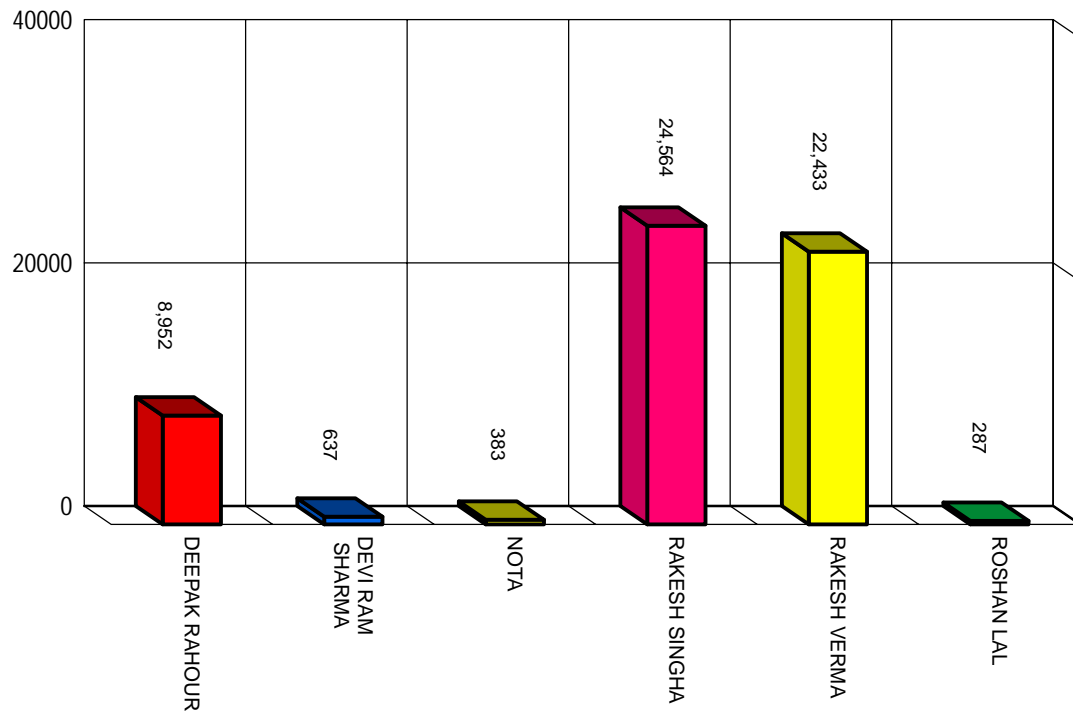
8. Detailed Result

Sl. No.	Name of Candidate	Sex	Party Affiliation	Total Votes Polled	Percentage of Votes Polled
1	RAKESH SINGHA	M	CPM	24791	42.30%
2	RAKESH VERMA	M	BJP	22808	38.63%
3	DEEPAK RAHOUR	M	INC	9101	15.42%
4	DEVI RAM SHARMA	M	IND	641	1.10%
5	NOTA	-	NOTA	383	0.66%
6	ROSHAN LAL	M	IND	294	0.49%

9. Final Result

	Party	Candidate's Name	Votes Polled
Winner	CPM	RAKESH SINGHA	24,791
Runner-up	BJP	RAKESH VERMA	22,808
Winning Margin			1,983

Candidate-Wise Performance Chart



62-KASUMPTI

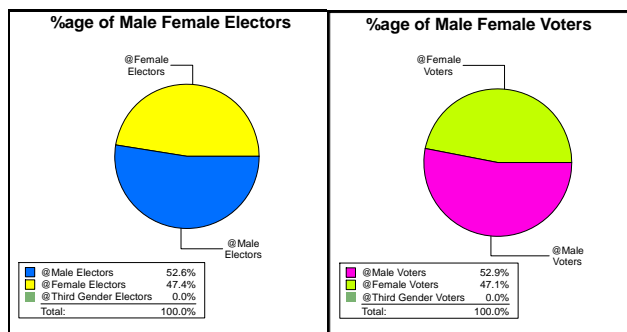
Extent:
Junga Sub-Tehsil, PCs Dharech, Cheog, Fagu of Dhamanderi KC of Theog Tehsil, KC Sanjauli, PCs Kasumpti, Beolia of Tara Devi-Kasumpti KC of Shimla Rural Tehsil, Ward Nos. 18 to 21 & 23 in Shimla Municipal Corporation of Shimla Urban and Rural Tehsils.

1. Detail of Constituency

No. & Name: 62-KASUMPTI
 Type of Constituency (GEN/SC/ST): GEN

2. Important Dates:

Date of Poll: 09-11-2017
 Date of Repoll (if any): Nil
 Date of Counting: 18-12-2017
 Date of Declaration of Result: 18-12-2017



3. Data about Polling Stations

No. of Polling Stations				Average No. of Electors per Polling Station	Average No. of Voters per Polling Station
Critical	Vulnerable	Ordinary	Total		
7	0	100	107	572	386

4. Data about Candidates

No. of Nominations Filed:
 No. of Nominations Rejected:
 No. of Withdrawals:
 No. of Contesting Candidates:
 No. of Candidates who forfeited their Deposits:

Men	Women	Third Gender	Total
7	1	0	8
0	0	0	0
1	0	0	1
6	1	0	7
5	0	0	5

5. Detail of Electors

General				Service				Total			
Male	Female	Third Gender	Total	Male	Female	Third Gender	Total	Male	Female	Third Gender	Total
32,074	29,010	0	61,084	97	2	0	99	32,171	29,012	0	61,183

6. Break-up of Total Voters

Type	Men	Women	Third Gender	Total
General	21,654	19,255	0	40,909
Postal				421
Total	21,654	19,255	0	41,330
%age of Total Female Voters who came out to vote:				66.37

7. Name of the Contesting Candidates and their detail

Sl. No.	Name of Candidate	Sex	Party Affiliation	Symbol Allotted	Final Result
1	ANIRUDH SINGH	M	INC	HAND	Winner
2	VIJAY JYOTI	F	BJP	LOTUS	Runner-up
3	KULDIP SINGH TANWAR	M	CPM	HAMMER, SICKLE AND STAR	Lost
4	MADAN MOHAN	M	IND	TELEPHONE	Lost
5	INDER SINGH	M	IND	DIAMOND	Lost
6	RAMESH KUMAR	M	BSP	ELEPHANT	Lost
7	DEV RAJ BHARDWAJ	M	IND	COCONUT FARM	Lost
8	NOTA	-	NOTA	NONE OF THE ABOVE	Lost

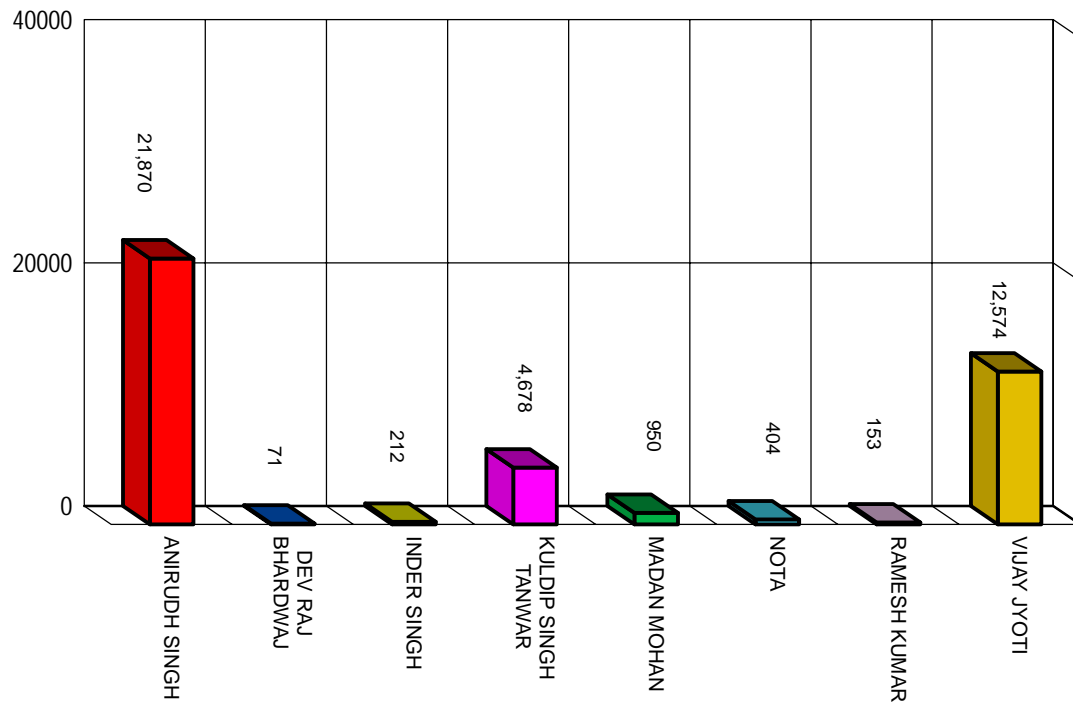
8. Detailed Result

Sl. No.	Name of Candidate	Sex	Party Affiliation	Total Votes Polled	Percentage of Votes Polled
1	ANIRUDH SINGH	M	INC	22061	52.92%
2	VIJAY JYOTI	F	BJP	12664	30.42%
3	KULDIP SINGH TANWAR	M	CPM	4698	11.32%
4	MADAN MOHAN	M	IND	954	2.30%
5	NOTA	-	NOTA	404	0.98%
6	INDER SINGH	M	IND	212	0.51%
7	RAMESH KUMAR	M	BSP	154	0.37%
8	DEV RAJ BHARDWAJ	M	IND	71	0.17%

9. Final Result

	Party	Candidate's Name	Votes Polled
Winner	INC	ANIRUDH SINGH	22,061
Runner-up	BJP	VIJAY JYOTI	12,664
Winning Margin			9,397

Candidate-Wise Performance Chart



63-SHIMLA

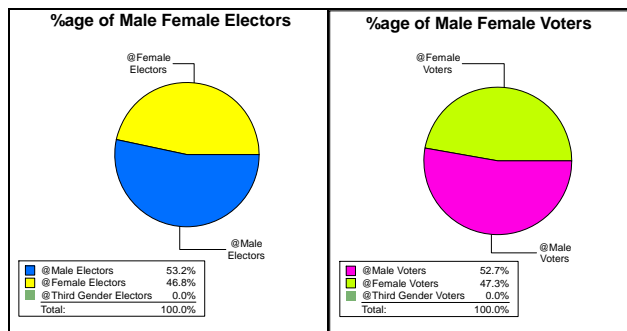
Extent:
Ward Nos. 1 to 5, 8 to 17, 22, 24 & 25 in Shimla Municipal Corporation of Shimla Urban and Rural Tehsils.

1. Detail of Constituency

No. & Name: 63-SHIMLA
 Type of Constituency (GEN/SC/ST): GEN

2. Important Dates:

Date of Poll: 09-11-2017
 Date of Repoll (if any): Nil
 Date of Counting: 18-12-2017
 Date of Declaration of Result: 18-12-2017



3. Data about Polling Stations

No. of Polling Stations				Average No. of Electors per Polling Station	Average No. of Voters per Polling Station
Critical	Vulnerable	Ordinary	Total		
3	0	88	91	554	356

4. Data about Candidates

No. of Nominations Filed:
 No. of Nominations Rejected:
 No. of Withdrawals:
 No. of Contesting Candidates:
 No. of Candidates who forfeited their Deposits:

Men	Women	Third Gender	Total
6	0	0	6
0	0	0	0
0	0	0	0
6	0	0	6
4	0	0	4

5. Detail of Electors

General				Service				Total			
Male	Female	Third Gender	Total	Male	Female	Third Gender	Total	Male	Female	Third Gender	Total
26,808	23,598	0	50,406	18	0	0	18	26,826	23,598	0	50,424

6. Break-up of Total Voters

Type	Men	Women	Third Gender	Total
General	17,003	15,234	0	32,237
Postal				191
Total	17,003	15,234	0	32,428
%age of Total Female Voters who came out to vote:				64.56

7. Name of the Contesting Candidates and their detail

Sl. No.	Name of Candidate	Sex	Party Affiliation	Symbol Allotted	Final Result
1	SURESH BHARDWAJ	M	BJP	LOTUS	Winner
2	HARISH JANARTHA	M	IND	TELEPHONE	Runner-up
3	SANJAY CHAUHAN	M	CPM	HAMMER, SICKLE AND STAR	Lost
4	HARBHAJAN SINGH BHAJJI	M	INC	HAND	Lost
5	VIRENDER KUMAR	M	IND	ICE CREAM	Lost
6	DR. KISHORI LAL SHARMA	M	SWAP	TELEVISION	Lost
7	NOTA	-	NOTA	NONE OF THE ABOVE	Lost

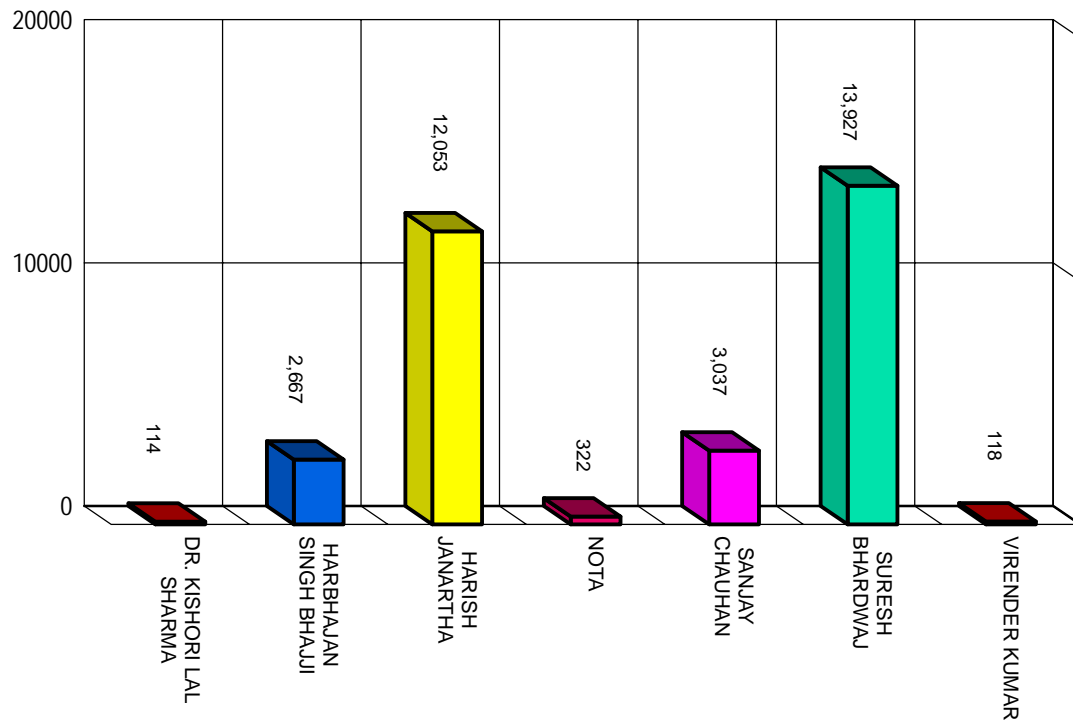
8. Detailed Result

Sl. No.	Name of Candidate	Sex	Party Affiliation	Total Votes Polled	Percentage of Votes Polled
1	SURESH BHARDWAJ	M	BJP	14012	42.95%
2	HARISH JANARTHA	M	IND	12109	37.17%
3	SANJAY CHAUHAN	M	CPM	3047	9.37%
4	HARBHAJAN SINGH BHAJJI	M	INC	2680	8.22%
5	NOTA	-	NOTA	322	0.99%
6	VIRENDER KUMAR	M	IND	119	0.36%
7	DR. KISHORI LAL SHARMA	M	SWAP	114	0.35%

9. Final Result

	Party	Candidate's Name	Votes Polled
Winner	BJP	SURESH BHARDWAJ	14,012
Runner-up	IND	HARISH JANARTHA	12,109
Winning Margin			1,903

Candidate-Wise Performance Chart



64-SHIMLA RURAL

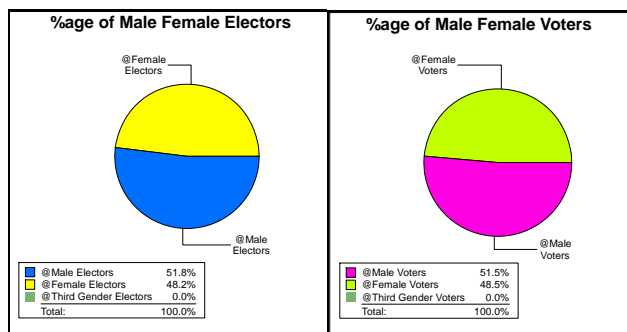
Extent:
Sunni Tehsil, KC Jutog, Jutog Cantonment Board, PCs Totu, Rampur, Thari, Jalail, Badahi, Anandpur, Kot, Ranghav, Chayali, Bharoi & Neri of Tara Devi-Kasumpti KC of Shimla Rural Tehsil, Ward Nos. 6 & 7 in Shimla Municipal Corporation of Shimla Urban & Rural Tehsils.

1. Detail of Constituency

No. & Name: 64-SHIMLA RURAL
 Type of Constituency (GEN/SC/ST): GEN

2. Important Dates:

Date of Poll: 09-11-2017
 Date of Repoll (if any): Nil
 Date of Counting: 18-12-2017
 Date of Declaration of Result: 18-12-2017



3. Data about Polling Stations

No. of Polling Stations				Average No. of Electors per Polling Station	Average No. of Voters per Polling Station
Critical	Vulnerable	Ordinary	Total		
1	0	130	131	549	406

4. Data about Candidates

No. of Nominations Filed:
 No. of Nominations Rejected:
 No. of Withdrawals:
 No. of Contesting Candidates:
 No. of Candidates who forfeited their Deposits:

Men	Women	Third Gender	Total
6	0	0	6
0	0	0	0
2	0	0	2
4	0	0	4
2	0	0	2

5. Detail of Electors

General				Service				Total			
Male	Female	Third Gender	Total	Male	Female	Third Gender	Total	Male	Female	Third Gender	Total
36,978	34,639	0	71,617	293	5	0	298	37,271	34,644	0	71,915

6. Break-up of Total Voters

Type	Men	Women	Third Gender	Total
General	27,006	25,410	0	52,416
Postal				814
Total	27,006	25,410	0	53,230
%age of Total Female Voters who came out to vote:				73.35

7. Name of the Contesting Candidates and their detail

Sl. No.	Name of Candidate	Sex	Party Affiliation	Symbol Allotted	Final Result
1	VIKRAMADITYA SINGH	M	INC	HAND	Winner
2	DR. PRAMOD SHARMA	M	BJP	LOTUS	Runner-up
3	M.D. SHARMA	M	IND	SCISSORS	Lost
4	KUSHAL RAJ	M	SWAP	TELEVISION	Lost
5	NOTA	-	NOTA	NONE OF THE ABOVE	Lost

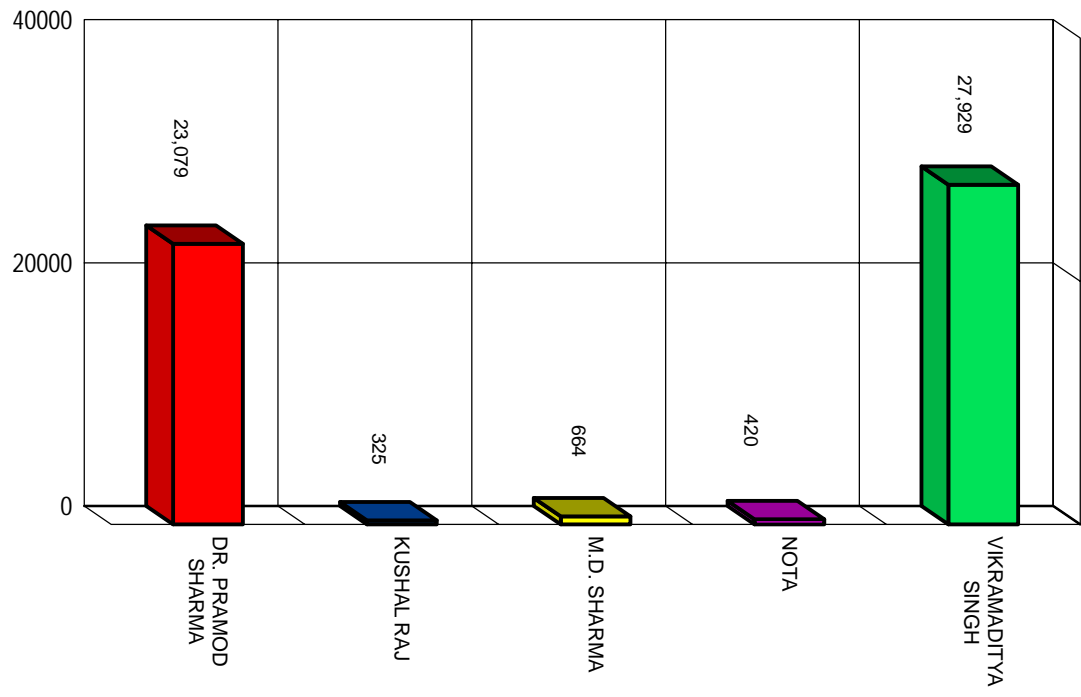
8. Detailed Result

Sl. No.	Name of Candidate	Sex	Party Affiliation	Total Votes Polled	Percentage of Votes Polled
1	VIKRAMADITYA SINGH	M	INC	28275	52.47%
2	DR. PRAMOD SHARMA	M	BJP	23395	43.36%
3	M.D. SHARMA	M	IND	668	1.25%
4	NOTA	-	NOTA	420	0.79%
5	KUSHAL RAJ	M	SWAP	325	0.61%

9. Final Result

	Party	Candidate's Name	Votes Polled
Winner	INC	VIKRAMADITYA SINGH	28,275
Runner-up	BJP	DR. PRAMOD SHARMA	23,395
Winning Margin			4,880

Candidate-Wise Performance Chart



65-JUBBAL-KOTKHAI

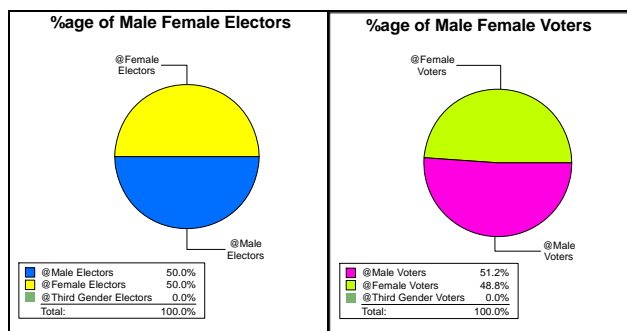
Extent:
Jubbil Tehsil, Khothai Tehsil and Tikker Sub-Tehsil.

1. Detail of Constituency

No. & Name: 65-JUBBAL-KOTKHAI
 Type of Constituency (GEN/SC/ST): GEN

2. Important Dates:

Date of Poll: 09-11-2017
 Date of Repoll (if any): Nil
 Date of Counting: 18-12-2017
 Date of Declaration of Result: 18-12-2017



3. Data about Polling Stations

No. of Polling Stations				Average No. of Electors per Polling Station	Average No. of Voters per Polling Station
Critical	Vulnerable	Ordinary	Total		
8	3	116	127	530	431

4. Data about Candidates

No. of Nominations Filed:
 No. of Nominations Rejected:
 No. of Withdrawals:
 No. of Contesting Candidates:
 No. of Candidates who forfeited their Deposits:

Men	Women	Third Gender	Total
5	0	0	5
1	0	0	1
1	0	0	1
3	0	0	3
1	0	0	1

5. Detail of Electors

General				Service				Total			
Male	Female	Third Gender	Total	Male	Female	Third Gender	Total	Male	Female	Third Gender	Total
33,543	33,651	0	67,194	93	2	0	95	33,636	33,653	0	67,289

6. Break-up of Total Voters

Type	Men	Women	Third Gender	Total
General	27,623	26,298	0	53,921
Postal				785
Total	27,623	26,298	0	54,706
%age of Total Female Voters who came out to vote:				78.14

7. Name of the Contesting Candidates and their detail

Sl. No.	Name of Candidate	Sex	Party Affiliation	Symbol Allotted	Final Result
1	NARINDER BRAGTA	M	BJP	LOTUS	Winner
2	ROHIT THAKUR	M	INC	HAND	Runner-up
3	LOKINDER JHOUTA	M	IND	AIR CONDITIONER	Lost
4	NOTA	-	NOTA	NONE OF THE ABOVE	Lost

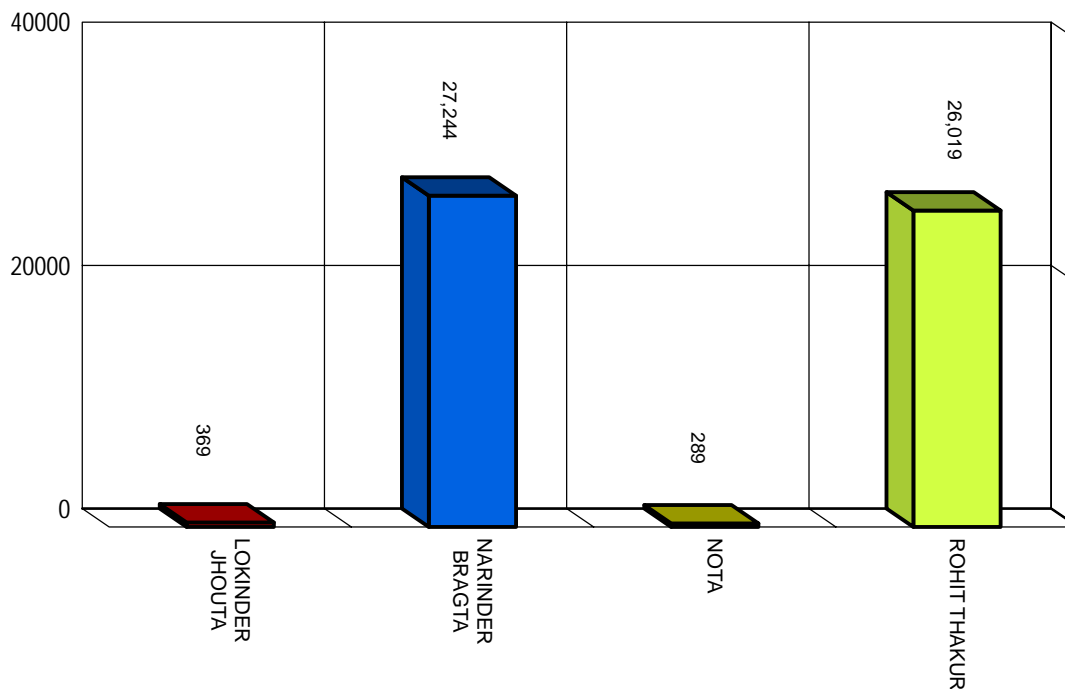
8. Detailed Result

Sl. No.	Name of Candidate	Sex	Party Affiliation	Total Votes Polled	Percentage of Votes Polled
1	NARINDER BRAGTA	M	BJP	27466	49.80%
2	ROHIT THAKUR	M	INC	26404	47.56%
3	LOKINDER JHOUTA	M	IND	370	0.67%
4	NOTA	-	NOTA	289	0.53%

9. Final Result

	Party	Candidate's Name	Votes Polled
Winner	BJP	NARINDER BRAGTA	27,466
Runner-up	INC	ROHIT THAKUR	26,404
Winning Margin			1,062

Candidate-Wise Performance Chart



66-RAMPUR (SC)

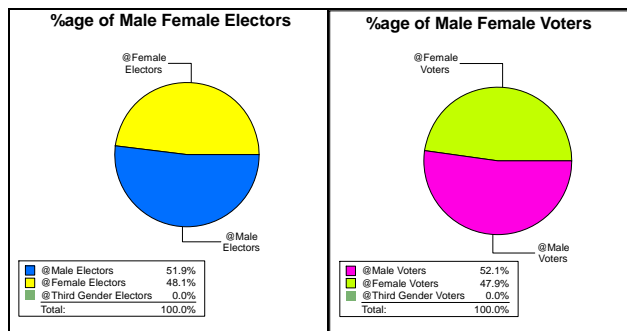
Extent:
Rampur Tehsil and Nankhari Sub-Tehsil.

1. Detail of Constituency

No. & Name: 66-RAMPUR
 Type of Constituency (GEN/SC/ST): SC

2. Important Dates:

Date of Poll: 09-11-2017
 Date of Repoll (if any): Nil
 Date of Counting: 18-12-2017
 Date of Declaration of Result: 18-12-2017



3. Data about Polling Stations

No. of Polling Stations				Average No. of Electors per Polling Station	Average No. of Voters per Polling Station
Critical	Vulnerable	Ordinary	Total		
4	6	140	150	473	356

4. Data about Candidates

No. of Nominations Filed:
 No. of Nominations Rejected:
 No. of Withdrawals:
 No. of Contesting Candidates:
 No. of Candidates who forfeited their Deposits:

Men	Women	Third Gender	Total
6	0	0	6
0	0	0	0
1	0	0	1
5	0	0	5
3	0	0	3

5. Detail of Electors

General				Service				Total			
Male	Female	Third Gender	Total	Male	Female	Third Gender	Total	Male	Female	Third Gender	Total
36,780	34,121	0	70,901	106	7	0	113	36,886	34,128	0	71,014

6. Break-up of Total Voters

Type	Men	Women	Third Gender	Total
General	27,458	25,237	0	52,695
Postal				657
Total	27,458	25,237	0	53,352
%age of Total Female Voters who came out to vote:				73.95

7. Name of the Contesting Candidates and their detail

Sl. No.	Name of Candidate	Sex	Party Affiliation	Symbol Allotted	Final Result
1	NAND LAL	M	INC	HAND	Winner
2	PREM SINGH DARAİK	M	BJP	LOTUS	Runner-up
3	SINGHI RAM	M	IND	GAS CYLINDER	Lost
4	VIVEK KASHYAP	M	CPM	HAMMER, SICKLE AND STAR	Lost
5	SURESH SINGH SAINI	M	BSP	ELEPHANT	Lost
6	NOTA	-	NOTA	NONE OF THE ABOVE	Lost

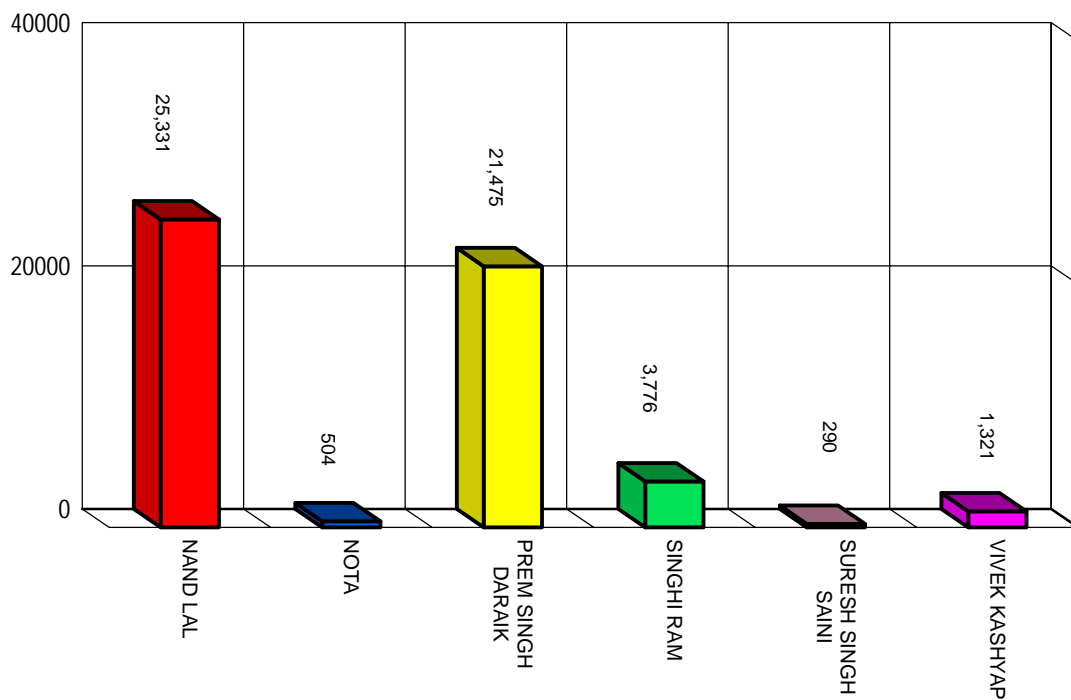
8. Detailed Result

Sl. No.	Name of Candidate	Sex	Party Affiliation	Total Votes Polled	Percentage of Votes Polled
1	NAND LAL	M	INC	25730	47.48%
2	PREM SINGH DARAİK	M	BJP	21693	40.25%
3	SINGHI RAM	M	IND	3801	7.08%
4	VIVEK KASHYAP	M	CPM	1325	2.48%
5	NOTA	-	NOTA	504	0.94%
6	SURESH SINGH SAINI	M	BSP	297	0.54%

9. Final Result

	Party	Candidate's Name	Votes Polled
Winner	INC	NAND LAL	25,730
Runner-up	BJP	PREM SINGH DARAİK	21,693
Winning Margin			4,037

Candidate-Wise Performance Chart



67-ROHRU (SC)

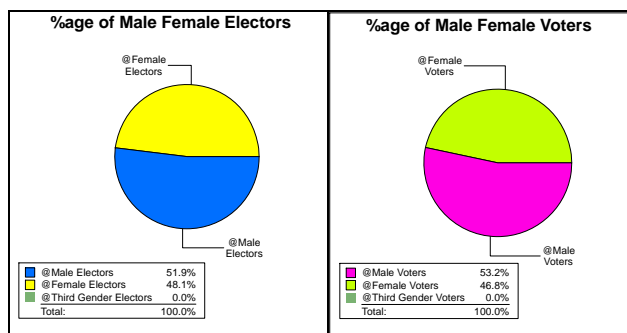
Extent:
Rohru Tehsil, Chirgaon Tehsil & Dodra Kwar Tehsil.

1. Detail of Constituency

No. & Name: 67-ROHRU
 Type of Constituency (GEN/SC/ST): SC

2. Important Dates:

Date of Poll: 09-11-2017
 Date of Repoll (if any): Nil
 Date of Counting: 18-12-2017
 Date of Declaration of Result: 18-12-2017



3. Data about Polling Stations

No. of Polling Stations				Average No. of Electors per Polling Station	Average No. of Voters per Polling Station
Critical	Vulnerable	Ordinary	Total		
7	1	113	121	572	415

4. Data about Candidates

No. of Nominations Filed:
 No. of Nominations Rejected:
 No. of Withdrawals:
 No. of Contesting Candidates:
 No. of Candidates who forfeited their Deposits:

Men	Women	Third Gender	Total
3	1	0	4
0	0	0	0
0	0	0	0
3	1	0	4
2	0	0	2

5. Detail of Electors

General				Service				Total			
Male	Female	Third Gender	Total	Male	Female	Third Gender	Total	Male	Female	Third Gender	Total
35,741	33,257	0	68,998	156	1	0	157	35,897	33,258	0	69,155

6. Break-up of Total Voters

Type	Men	Women	Third Gender	Total
General	26,357	23,164	0	49,521
Postal				723
Total	26,357	23,164	0	50,244
%age of Total Female Voters who came out to vote:				69.65

7. Name of the Contesting Candidates and their detail

Sl. No.	Name of Candidate	Sex	Party Affiliation	Symbol Allotted	Final Result
1	MOHAN LAL BRAKTA	M	INC	HAND	Winner
2	SHASHI BALA	F	BJP	LOTUS	Runner-up
3	SHURVIR SINGH	M	BSP	ELEPHANT	Lost
4	NARAYAN CHAND	M	SWAP	ALMIRAH	Lost
5	NOTA	-	NOTA	NONE OF THE ABOVE	Lost

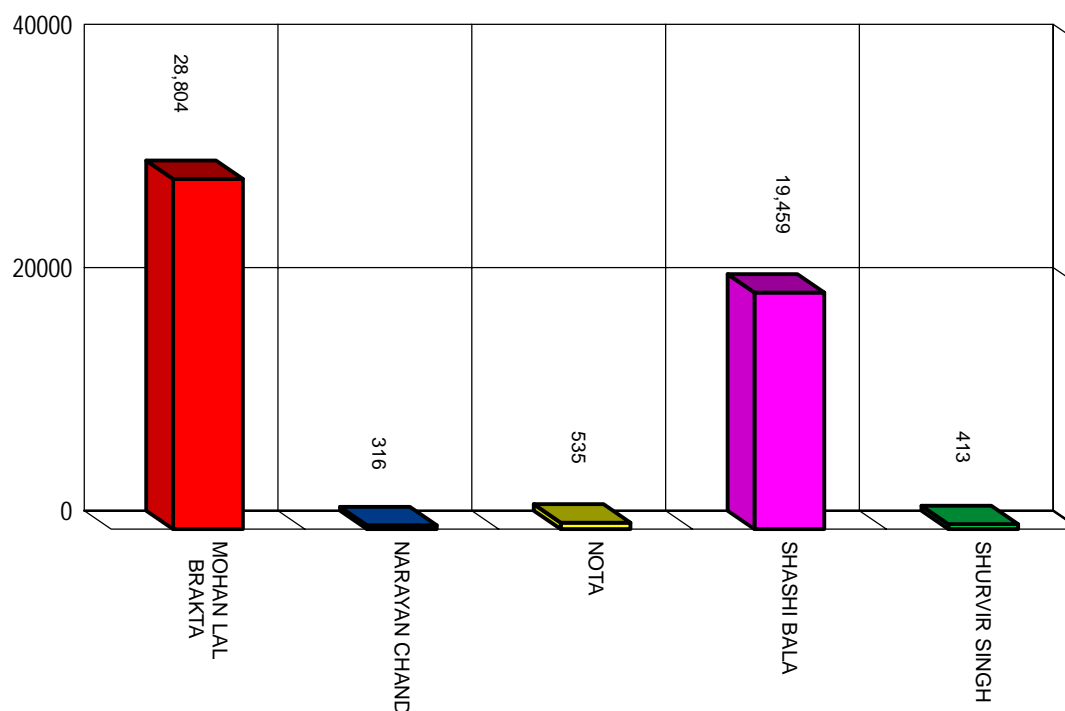
8. Detailed Result

Sl. No.	Name of Candidate	Sex	Party Affiliation	Total Votes Polled	Percentage of Votes Polled
1	MOHAN LAL BRAKTA	M	INC	29134	57.33%
2	SHASHI BALA	F	BJP	19726	38.73%
3	NOTA	-	NOTA	535	1.06%
4	SHURVIR SINGH	M	BSP	415	0.82%
5	NARAYAN CHAND	M	SWAP	317	0.63%

9. Final Result

	Party	Candidate's Name	Votes Polled
Winner	INC	MOHAN LAL BRAKTA	29,134
Runner-up	BJP	SHASHI BALA	19,726
Winning Margin			9,408

Candidate-Wise Performance Chart



68-KINNAUR (ST)

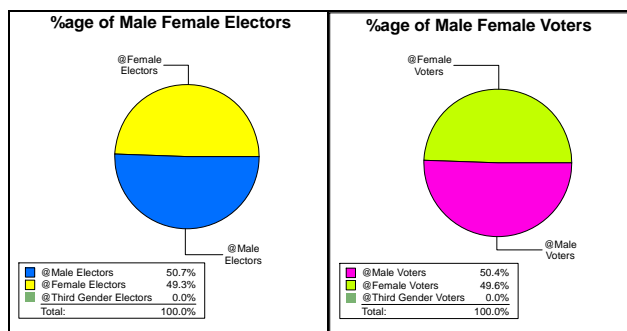
Extent:
Kinnaur District.

1. Detail of Constituency

No. & Name: 68-KINNAUR
 Type of Constituency (GEN/SC/ST): ST

2. Important Dates:

Date of Poll: 09-11-2017
 Date of Repoll (if any): Nil
 Date of Counting: 18-12-2017
 Date of Declaration of Result: 18-12-2017



3. Data about Polling Stations

No. of Polling Stations				Average No. of Electors per Polling Station	Average No. of Voters per Polling Station
Critical	Vulnerable	Ordinary	Total		
2	10	113	125	443	335

4. Data about Candidates

No. of Nominations Filed:
 No. of Nominations Rejected:
 No. of Withdrawals:
 No. of Contesting Candidates:
 No. of Candidates who forfeited their Deposits:

Men	Women	Third Gender	Total
5	0	0	5
0	0	0	0
0	0	0	0
5	0	0	5
3	0	0	3

5. Detail of Electors

General				Service				Total			
Male	Female	Third Gender	Total	Male	Female	Third Gender	Total	Male	Female	Third Gender	Total
27,704	27,314	0	55,018	365	7	0	372	28,069	27,321	0	55,390

6. Break-up of Total Voters

Type	Men	Women	Third Gender	Total
General	20,862	20,506	0	41,368
Postal				567
Total	20,862	20,506	0	41,935
%age of Total Female Voters who came out to vote:				75.06

7. Name of the Contesting Candidates and their detail

Sl. No.	Name of Candidate	Sex	Party Affiliation	Symbol Allotted	Final Result
1	JAGAT SINGH NEGI	M	INC	HAND	Winner
2	TEJWANT SINGH NEGI	M	BJP	LOTUS	Runner-up
3	JEEVAN SINGH	M	CPM	HAMMER, SICKLE AND STAR	Lost
4	KAILASH CHAND	M	BSP	ELEPHANT	Lost
5	RAJEEV KUMAR NEGI	M	RSHP	CUP & SAUCER	Lost
6	NOTA	-	NOTA	NONE OF THE ABOVE	Lost

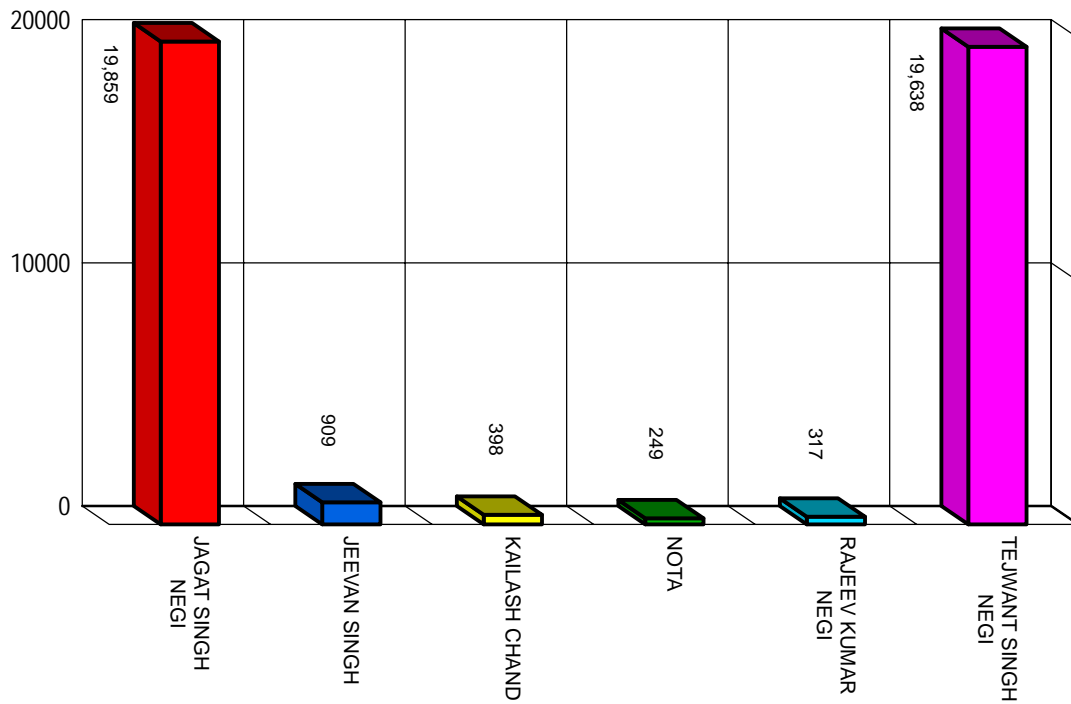
8. Detailed Result

Sl. No.	Name of Candidate	Sex	Party Affiliation	Total Votes Polled	Percentage of Votes Polled
1	JAGAT SINGH NEGI	M	INC	20029	47.36%
2	TEJWANT SINGH NEGI	M	BJP	19909	46.83%
3	JEEVAN SINGH	M	CPM	913	2.17%
4	KAILASH CHAND	M	BSP	404	0.95%
5	RAJEEV KUMAR NEGI	M	RSHP	321	0.76%
6	NOTA	-	NOTA	249	0.59%

9. Final Result

	Party	Candidate's Name	Votes Polled
Winner	INC	JAGAT SINGH NEGI	20,029
Runner-up	BJP	TEJWANT SINGH NEGI	19,909
Winning Margin			120

Candidate-Wise Performance Chart



PART-C

Information and Data

related to

Election Process

and

Management

INFORMATION AND DATA RELATED TO ELECTION PROCESS AND MANAGEMENT

1. INTRODUCTION:

The General Elections to 13th Vidhan Sabha were held during the year 2017. The poll for said elections was taken on 9.11.2017 in all 68 Assembly Constituencies. In order to constitute a new Vidhan Sabha, the Election Commission of India made announcement of General Elections on 12.10.2017 and recommended to the Governor of Himachal Pradesh, 16.10.2017 as the date of issue of notification to call upon all the 68 Assembly Constituencies of the State to elect members to the new House. The poll was held on 9.11.2017 in all 68 Assembly Constituencies in the State by using Electronic Voting Machines (EVMs) and Voter Verifiable Paper Audit Trail System (VVPATs).

A brief account of process of General Elections to Vidhan Sabha 2017 with statistical data has been presented in this report.

2. REVISION OF PHOTO ELECTORAL ROLLS:

For a free and fair election, an accurate and error free electoral rolls is the most important pre-requisite. In addition to ensuring that each and every eligible citizen gets to vote, it also ensures that some of the electoral malpractices like bogus voting and impersonation resulting from defective electoral rolls are checked. This is ensured through a process of Continuous and Summary Revision of electoral rolls every year in addition to periodic 100% verification.

The annual Summary Revision of Electoral Roll-2017 with the qualifying date as 1st of January, 2017 was carried out in respect of all the 68 Assembly Constituencies of this State and the final roll was published on 10-01-2017. In view of General Elections to H.P. Vidhan Sabha Elections-2017, the Election Commission of India has ordered to undertake a 2nd Special Summary Revision of Photo Electoral Roll w.r.t. 1-1-2017 as a qualifying date in respect of all the 68 Assembly Constituencies of the State w.e.f. 01-07-2017 to 28-07-2017 and final publication was made on 15th September, 2017.

The schedule of the Special Summary Revision, 2017 was as under: -

Date of Publication of draft electoral roll	1 st July, 2017
Period of filing claims and objections	From 1 st July, 2017 to 28 th July, 2017
Reading of relevant part/section of Photo Electoral Rolls in Gram Sabha/Local Bodies and RWA meetings etc & verification of names	9 th July, 2017 & 23 rd July, 2017
Special Campaign dates with Booth Level Agents of political parties for receiving Claims and Objections	8 th July 2017 & 16 th July, 2017
Final Publication	15 th September, 2017

As per the final Electoral Rolls of Special Summary Revision, 2017, the total electorate in Himachal Pradesh was as under: -

Male	Female	Total
2498174	2407503	4905677

These Electoral Rolls were further updated on the basis of claims and objections received during special drive/ election period and these updated Electoral Rolls as on the last date of filing nominations (i.e. **23-10-2017**), were used during the Vidhan Sabha Election-2017. The electors position of the State as on last date of filing nomination was as under: -

Male	Female	Total
2531325	2457042	4988367

The Assembly Constituency-wise data of electors as on last date of filing nomination was as detailed below: -

Assembly Constituency-wise detail of electors as on last date of filing of nominations (as on 23-10-2017)												
Constituency		General Electors					Service Electors			Grand Total		
No.	Name	Men	Female	Third Gender	Total	Male	Female	Third Gender	Total	Male	Female	Total
1	2	3	4	5	6	9	10			11	12	14
District Chamba												
1	Churah (SC)	34963	33461	0	68424	199	0		199	35162	33461	68623
2	Bharmour (ST)	36856	34381	0	71237	137	0		137	36993	34381	71374
3	Chamba	37983	37142	1	75126	163	0		163	38146	37142	75289
4	Dalhousie	33956	32483	0	66439	230	0		230	34186	32483	66669
5	Bhattiyat	35657	35083	0	70740	804	1		805	36461	35084	71545
Distt. Total :		179415	172550	1	351966	1533	1		1534	180948	172551	353500
District Kangra												
6	Nurpur	42243	40017	0	82260	837	2		839	43080	40019	83099
7	Indora (SC)	42380	39496	0	81876	760	2		762	43140	39498	82638
8	Fatehpur	40216	39650	0	79866	924	3		927	41140	39653	80793
9	Jawali	45063	44160	0	89223	1083	1		1084	46146	44161	90307
10	Dehra	37459	38034	0	75493	1027	2		1029	38486	38036	76522
11	Jaswan-Pragpur	36686	35873	0	72559	694	4		698	37380	35877	73257
12	Jawalamukhi	35879	35587	0	71466	825	1		826	36704	35588	72292
13	Jaisinghpur (SC)	37186	39350	0	76536	937	4		941	38123	39354	77477

49	Sri Naina Deviji	34784	32617	0	67401	362	0	362	35146	32617	0	67763
	Distt. Total :	149725	146815	1	296541	2278	3	2281	152003	146818	1	298822
District Solan												
50	Arki	42905	41655	0	84560	426	1	427	43331	41656	0	84987
51	Nalagarh	42379	39684	1	82064	636	1	637	43015	39685	1	82701
52	Doon	32397	29953	1	62351	224	2	226	32621	29955	1	62577
53	Solan (SC)	42244	38770	5	81019	235	1	236	42479	38771	5	81255
54	Kasauli (SC)	33755	30210	0	63965	279	1	280	34034	30211	0	64245
	Distt. Total :	193680	180272	7	373959	1800	6	1806	195480	180278	7	375765
District Sirmour												
55	Pachhad (SC)	35443	33272	0	68715	395	0	395	35838	33272	0	69110
56	Nahan	38301	36226	0	74527	495	3	498	38796	36229	0	75025
57	Sri Renukaji (SC)	33879	31474	0	65353	363	0	363	34242	31474	0	65716
58	Paonta Sahib	39576	35361	1	74938	372	0	372	39948	35361	1	75310
59	Shillai	36184	29323	0	65507	270	0	270	36454	29323	0	65777
	Distt. Total :	183383	165656	1	349040	1895	3	1898	185278	165659	1	350938
District Shimla												
60	Chopal	37862	34996	0	72858	286	3	289	38148	34999	0	73147
61	Theog	39679	38588	0	78267	270	3	273	39949	38591	0	78540
62	Kasumpti	32074	29010	0	61084	97	2	99	32171	29012	0	61183
63	Shimla	26808	23598	0	50406	18	0	18	26826	23598	0	50424
64	Shimla Rural	36978	34639	0	71617	293	5	298	37271	34644	0	71915
65	Jubbal- Kotkhai	33543	33651	0	67194	93	2	95	33636	33653	0	67289

32	Dharampur	35824	37287	0	73111	937	4	941	36761	37291	0	74052
33	Mandi	33636	35064	0	68700	973		978	34609	35069	0	69678
34	Balh (SC)	34989	35515	0	70504	755	0	755	35744	35515	0	71259
35	Sarkaghat	40298	41510	0	81808	946	2	948	41244	41512	0	82756
	Distt. Total :	378183	377863	0	756046	6936	19	6955	385119	377882	0	763001
District Hamirpur												
36	Bhoranj (SC)	36253	38510	0	74763	925	1	926	37178	38511	0	75689
37	Sujanpur	32394	34671	0	67065	1432	7	1439	33826	34678	0	68504
38	Hamirpur	34127	34590	0	68717	722	5	727	34849	34595	0	69444
39	Barsar	38662	40800	0	79462	1253	2	1255	39915	40802	0	80717
40	Nadaun	42346	43086	0	85432	842	5	847	43188	43091	0	86279
	Distt. Total :	183782	191657	0	375439	5174	20	5194	188956	191677	0	380633
District Una												
41	Chintpurni (SC)	39529	37800	0	77329	650	0	650	40179	37800	0	77979
42	Gagret	38207	37463	0	75670	867	3	870	39074	37466	0	76540
43	Haroli	41072	39394	2	80468	729	1	730	41801	39395	2	81198
44	Una	40281	38784	0	79065	445	2	447	40726	38786	0	79512
45	Kutlehar	39713	39091	2	78806	884	4	888	40597	39095	2	79694
	Distt. Total :	198802	192532	4	391338	3575	10	3585	202377	192542	4	394923
District Bilaspur												
46	Jhanduta (SC)	36358	35283	0	71641	713	1	714	37071	35284	0	72355
47	Ghumarwin	40039	40725	1	80765	693	2	695	40732	40727	1	81460
48	Bilaspur	38544	38190	0	76734	510	0	510	39054	38190	0	77244

14	Sullah	46956	48108	0	95064	1080	1	1081	48036	48109	0	96145
15	Nagrota	40967	40215	0	81182	560	0	560	41527	40215	0	81742
16	Kangra	38296	37175	0	75471	428	0	428	38724	37175	0	75899
17	Shahpur	40387	39043	0	79430	664	3	667	41051	39046	0	80097
18	Dharamshala	37922	36537	0	74459	398	6	404	38320	36543	0	74863
19	Palampur	34972	34072	0	69044	762	3	765	35734	34075	0	69809
20	Bajinath (SC)	40024	39305	0	79329	830	1	831	40854	39306	0	80160
Distt. Total :		596636	586622	0	1183258	11809	33	11842	608445	586655	0	1195100

District Lahual & Spiti

21	Lahual & Spiti (ST)	11457	11538	0	22995	236	1	236	11692	11539	0	23231
Distt. Total :		11457	11538	0	22995	235	1	236	11692	11539	0	23231

District Kullu

22	Manali	33724	32614	0	66338	113	1	114	33837	32615	0	66452
23	Kullu	41576	39886	0	81462	190	1	191	41766	39887	0	81653
24	Banjar	33868	32151	0	66019	103	4	107	33971	32155	0	66126
25	Anni (SC)	39921	37702	0	77623	115	2	117	40036	37704	0	77740
Distt. Total :		149089	142353	0	291442	521	8	529	149610	142361	0	291971

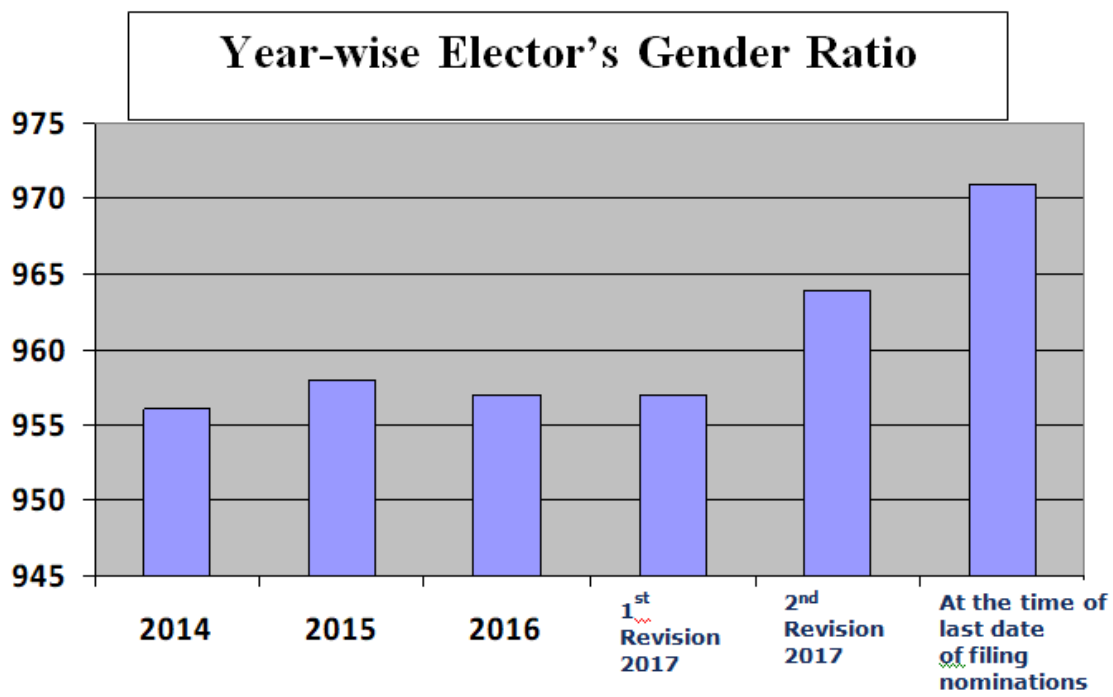
District Mandi

26	Karsog (SC)	34365	32820	0	67185	143	1	144	34508	32821	0	67329
27	Sundernagar	37341	36599	0	73940	421	0	421	37762	36599	0	74361
28	Nachan (SC)	38586	38585	0	77171	609	3	612	39195	38588	0	77783
29	Seraj	38641	35992	0	74633	192	0	192	38833	35992	0	74825
30	Darang	40341	39147	0	79488	720	0	720	41061	39147	0	80208
31	Jogindernagar	44162	45344	0	89506	1240	4	1244	45402	45348	0	90750

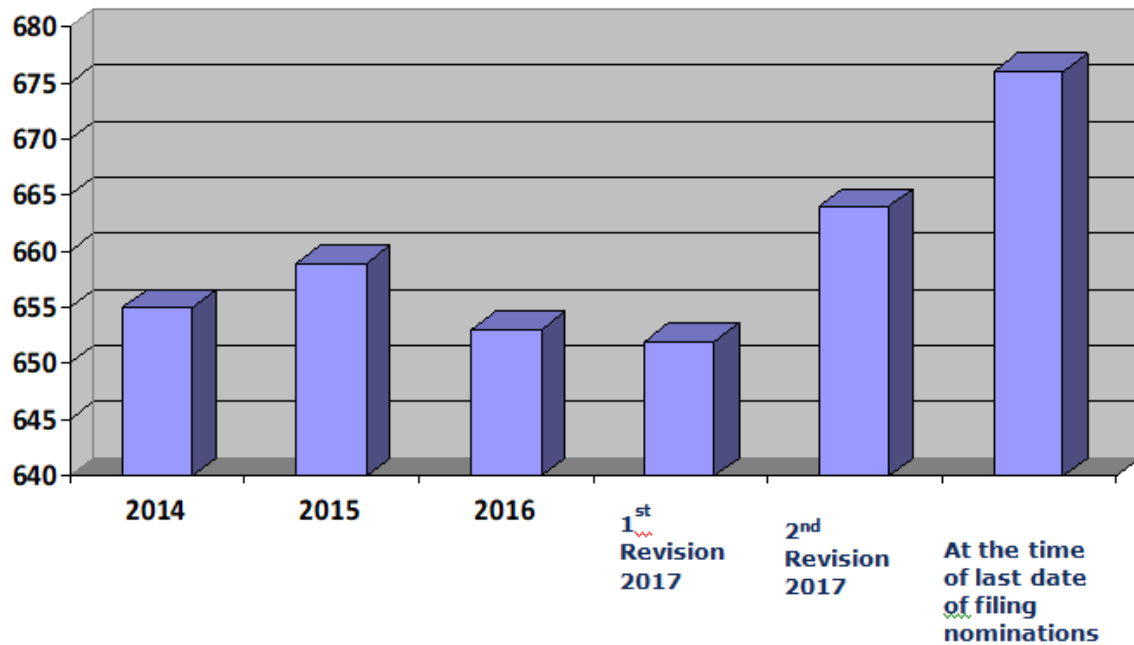
66	Rampur (SC)	36780	34121	0	70901	106	7	113	36886	34128	0	71014
67	Rohru (SC)	35741	33257	0	68998	156	1	157	35897	33258	0	69155
	Distt. Total :	279465	261860	0	541325	1319	23	1342	280784	261883	0	542667
District Kinnaur												
68	Kinnaur (ST)	27704	27314	0	55018	365	7	372	28069	27321	0	55390
	Distt. Total :	27704	27314	0	55018	365	7	372	28069	27321	0	55390
	State Total :	2531321	2457032	14	4988367	37440	134	37574	2568761	2457166	14	5025941

Electoral Indicators Over period of time

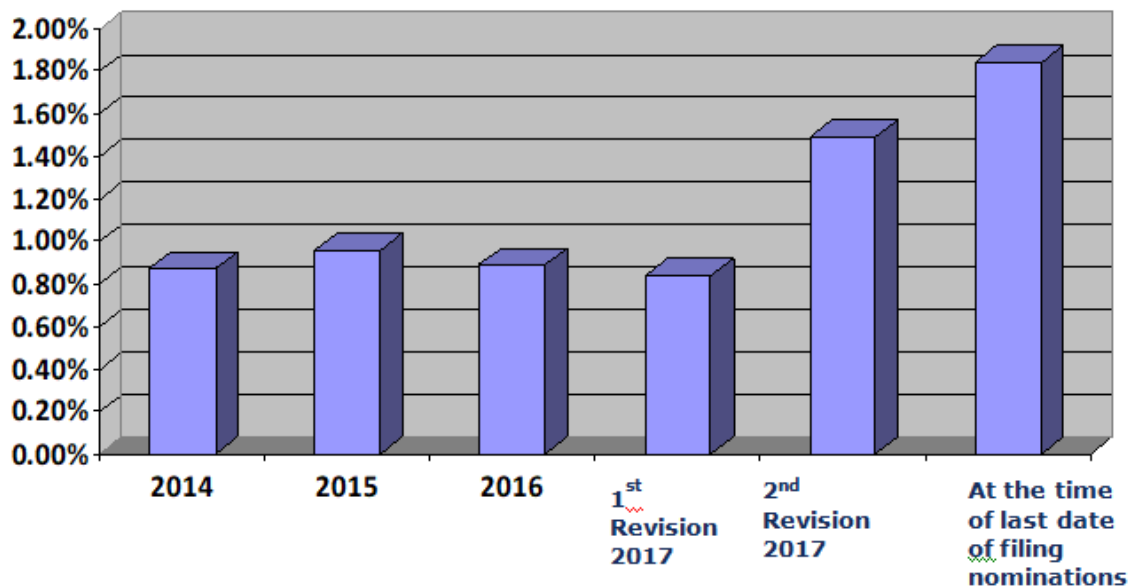
	2014	2015	2016	1 st Revision as on 10.01.17	Draft Publication as on 01.07.17	2 nd Revision as on 15.09.17	As on last date for making nominations (23-10-17)
EP Ratio	655	659	653	652	654	664	676
Gender Ratio	956	958	957	957	957	964	971
18-19 Age Group to population	0.87%	0.96%	0.89%	0.84%	0.94%	1.49%	1.84%



Year-wise Elector's Population Ratio



Year-wise Elector's enrolment percentage in 18-19 Age group



3. POLLING STATIONS:

Section 25 of the Representation of the People Act, 1951, envisages provision of sufficient number of polling stations by the District Election Officer (DEO), with the prior approval of the Election Commission of India, for every Constituency, the whole or greater part of which lies in his jurisdiction. Normally, a polling station would be having a well-defined polling areas covering not more than 1200 electors in rural areas and 1400 electors in urban area, and when the number of electors exceeds that limit, auxiliary polling stations should be set up.

The Election Commission of India had also mandated that the auxiliary polling station shall be located in the same building or in the premises of the original polling station and it shall have the same serial number as that of the original polling station with suffix of A i.e. 1A or so on.

There were 7479 general polling stations in the State. 525 polling stations were located in urban area (polling locations 459) and remaining 6884 polling stations were located in rural area (polling locations 6361). 438 locations in urban area have one polling station while in rural area 5844 polling station locations have one polling station, 93 locations in urban area have 2 polling stations while in rural area 511 polling station locations have 2 polling stations, 14 locations in urban area have 3 polling stations while in rural area 5 polling station locations have 3 polling stations and 6 locations in urban area have 4 polling stations.

Rationalization of polling stations was done through concerned District Election Officers during July, 2016. During the entire process, total 97 new polling stations were created, 187 modifications in sections and 338 changes in nomenclature were done. Accordingly list of polling stations was finally published on 26-08-2017 with 7479 polling stations over earlier 7382 polling stations. In view of VSE-2017, 100% physical verification of polling stations was carried out from 30th July to 31st August, 2017. In this process, 40 auxiliary polling stations were created due to exceeding limit of electors from 1200 electors in rural and 1400 electors in urban areas, 14 changes in sections, 33 changes due to dilapidated condition of buildings, 15 changes due to distance, 20 changes due to lack of AMFs and 24 changes due to Dismantelling/renovation etc. were carried out. Further in view of facilitation of the inmates of Old Age Homes 4 Auxiliary polling stations were established, one auxiliary polling station for 50 old residents of Bara-Bhangal area of Kangra District and one auxiliary polling station for inmates of Leprosy Hospital, CHC, Dharampur were established. Therefore, total 7525 polling stations were set up for the conduct of Vidhan Sabha Elections-2017.

Assembly Constituency wise detail of polling stations during VSE-2017					
District Name	Assembly constituency		No. of Polling Stations (Existing)	No. of proposals for	No. of Polling Stations after rationalization
	No.	Name		Auxilliary polling station	
1	2	3	4	5	11
CHAMBA	1	CHURAH (SC)	117	0	117
	2	BHARMOUR (ST)	142	0	142
	3	CHAMBA	118	0	118

	4	DALHOUSIE	107	1	107+1
	5	BHATTIYAT	115	1	115+1
District Total			599	2	599 +2
KANGRA	6	NURPUR	110	0	110
	7	INDORA (SC)	104	0	104
	8	FATEHPUR	104	0	104
	9	JAWALI	114	1	114+1
	10	DEHRA	98	0	98
	11	JASWAN-PRAGPUR	106	0	106
	12	JAWALAMUKHI	92	0	92
	13	JAISINGHPUR (SC)	111	0	111
	14	SULLAH	130	0	130
	15	NAGROTA	104	1	104+1
	16	KANGRA	96	0	96
	17	SHAHPUR	111	0	111
	18	DHARAMSHALA	82	2	82+2
	19	PALAMPUR	86	1	86+1
	20	Bajnath	105	1	105+1
District Total			1553	6	1553+6
Lahaul & SPITI	21	LAHAUL & SPITI (ST)	92	1	92+1
District Total			92	1	92+1
KULLU	22	MANALI	100	0	100
	23	KULLU	145	0	145
	24	BANJAR	139	0	139
	25	ANNI (SC)	136	0	136
District Total			520	0	520
MANDI	26	KARSOG (SC)	103	0	103
	27	SUNDERNAGAR	101	0	101
	28	NACHAN (SC)	103	0	103
	29	SERAJ	126	0	126
	30	DARANG	122	0	122
	31	JOGINDERNAGAR	127	0	127
	32	DHARAMPUR	100	0	100
	33	MANDI	104	0	104
	34	BALH (SC)	98	1	98+1
	35	SARKAGHAT	107	0	107
District Total			1091	1	1091+1

HAMIRPUR	36	BHORANJ (SC)	99	0	99
	37	SUJANPUR	103	0	103
	38	HAMIRPUR	92	1	92+1
	39	BARSAR	110	0	110
	40	NADAUN	120	0	120
District Total			524	1	524+1
UNA	41	CHINTPURNI (SC)	101	0	101
	42	GAGRET	90	0	90
	43	HAROLI	105	0	105
	44	UNA	97	0	97
	45	KUTLEHAR	116	0	116
District Total			509	0	509
BILASPUR	46	JHANDUTA (SC)	94	6	94+6
	47	GHUMARWIN	92	8	92+8
	48	BILASPUR	89	10	89+10
	49	SRI NAINA DEVIJI	92	3	92+3
District Total			367	27	367+27
SOLAN	50	ARKI	130	0	130
	51	NALAGARH	100	0	100
	52	DOON	90	0	90
	53	SOLAN (SC)	122	2	122+2
	54	KASAULI (SC)	92	2	92+2
District Total			534	4	534+4
SIRMOUR	55	PACHHAD (SC)	110	0	110
	56	NAHAN	114	0	114
	57	SRI RENUKAJI (SC)	123	0	123
	58	PAONTA SAHIB	94	2	94+2
	59	SHILLAI	97	0	0
District Total			538	2	538+2
SHIMLA	60	CHOPAL	141	0	141
	61	THEOG	161	0	161
	62	KASUMPTI	107	0	107
	63	SHIMLA	91	0	91
	64	SHIMLA (RURAL)	130	1	130+1
	65	JUBBAL-KOTKHAI	127	0	127
	66	RAMPUR (SC)	149	1	149+1

	67	ROHRU (SC)	121	0	121
District Total			1027	2	1027+2
KINNAUR	68	KINNAUR (ST)	125	0	125
District Total			125	0	125
State Total:			7479	46	7479+46=7525

4. APPOINTMENT OF BLOs:

To ensure that the eligible voters have easy access to getting their names registered and also that the names of dead and shifted voters are periodically weeded out, the Commission decided to introduce the concept of appointing Booth Level Officers (BLOs) who would be the custodians of rolls at the local level and be accountable for ensuring fidelity of electoral roll. As per Election Commission's instructions, one Booth Level Officer (BLO) was appointed for each polling station to maintain and update electoral rolls on continuous basis. They were expected to carry-out periodical field verification to identify the missing, dead, dual registered names and take action for inclusion and deletion, as the case may be. The BLOs are Government servants who are paid honorarium for taking up the responsibilities of BLO. The district-wise details of BLOs appointed in the State are given below: -

District wise detail of BLOs (category-wise)

Name of District	Total No. of Polling Stations	No. of BLOs	Teachers	Revenue (Patwari)	Panchayat Sec./ Sahayak	Aganwari Workers	Engineering	Medical	Others Govt. Servant
1	2	3	5	6	7	8	9	10	11
CHAMBA	599	599	335	154	0	20	0	0	90
KANGRA	1553	1553	728	179	446	106	1	0	93
LAHAUL & SPITI	92	92	49	36	0	5	0	0	2
KULLU	520	520	14	30	0	455	0	0	21
MANDI	1091	1091	229	210	0	489	0	0	168
HAMIRPUR	524	524	49	79	0	279	0	0	117
UNA	509	509	112	67	0	159	0	0	171
BILASPUR	367	367	136	121	0	92	0	0	18
SOLAN	534	534	0	32	0	295	0	0	207
SIRMOUR	538	538	240	66	0	96	0	0	136
SHIMLA	1027	1027	497	86	135	117	0	0	192
KINNAUR	125	125	50	70	0	5	0	0	0
Total:-	7479	7479	2439	1130	581	2118	1	0	1210

5. BOOTH LEVEL AGENTS (BLAs):-

To ensure that the political parties are also active partners in the revision process, ECI called for appointment of Booth Level Agents by the recognised parties for each polling station. During the Special Summary Revision-2017, the District Election Officers were directed to consult the representatives of the political parties to identify a Booth Level Agent (BLA) for each polling station who would assist in the revision process including taking part in Special Campaign for roll revision process on 08th July 2017 & 16th July, 2017 alongwith the BLOs. On these special campaign dates the BLOs had to go through the voter rolls with BLAs of recognised political parties of the State to detect errors, if any. However, the response of political parties was not encouraging. The details of the BLAs appointed by political parties are as under: -

Assembly Constituency Wise Booth Level Agents appointed by recognised political parties

No.	Name of AC	Total No. of Polling Stations	INC	BJP	BSP	CPI (M)	CPI	NCP
1	2	3	4	5	6	9	10	11
District Chamba								
1	Churah (SC)	117	108	108	0	0	0	0
2	Bharmour (ST)	142	137	134	0	0	0	0
3	Chamba	118	0	118	0	0	0	0
4	Dalhousie	107	106	106	0	0	3	0
5	Bhattiyat	115	0	0	0	0	0	0
Total =		599	351	466	0	0	3	0
District Kangra								
6	Nurpur	110	0	110	0	0	0	0
7	Indora (SC)	104	0	104	0	0	0	0
8	Fatehpur	104	0	104	0	0	0	0
9	Jawali	114	114	114	0	0	0	0
10	Dehra	98	0	98	0	0	0	0
11	Jaswan-Pragpur	106	0	0	0	0	0	0
12	Jawalamukhi	92	0	0	0	0	0	0
13	Jaisinghpur (SC)	111	0	111	0	0	0	0
14	Sullah	130	0	129	0	0	0	0
15	Nagrota	104	0	0	0	0	0	0
16	Kangra	96	0	0	0	0	0	0
17	Shahpur	111	110	110	0	0	0	0
18	Dharamshala	82	0	82	0	0	0	0
19	Palampur	86	0	86	0	0	0	0
20	Bajjnath (SC)	105	105	105	0	0	0	0
Total =		1553	329	1153	0	0	0	0
District Lahaul & Spiti								
21	Lahual & Spiti (ST)	92	89	89	0	0	0	0
Total =		92	89	89	0	0	0	0

District Kullu								
22	Manali	100	100	100	0	0	0	0
23	Kullu	145	131	5	0	0	0	0
24	Banjar	139	134	134	0	0	0	0
25	Anni (SC)	136	115	136	0	0	0	0
Total =		520	480	375	0	0	0	0
District Mandi								
26	Karsog (SC)	103	100	100	0	0	0	0
27	Sundernagar	101	101	101	0	0	0	0
28	Nachan (SC)	103	103	103	0	0	0	0
29	Seraj	126	126	126	10	0	0	0
30	Darang	122	0	13	0	0	0	0
31	Jogindernagar	127	127	127	0	0	0	0
32	Dharampur	100	0	100	0	0	0	0
33	Mandi	104	98	0	0	0	0	0
34	Balh (SC)	98	95	98	0	0	0	0
35	Sarkaghat	107	107	107	0	0	0	0
Total =		1091	857	875	10	0	0	0
District Hamirpur								
36	Bhoranj (SC)	99	99	99	0	0	0	0
37	Sujanpur	103	0	102	0	0	0	0
38	Hamirpur	92	0	92	0	0	0	0
39	Barsar	110	108	110	0	0	0	0
40	Nadaun	120	109	120	0	0	0	0
Total =		524	316	523	0	0	0	0
District Una								
41	Chintpurni (SC)	101	0	101	0	0	0	0
42	Gagret	90	0	90	0	0	0	0
43	Haroli	105	105	104	0	0	0	0
44	Una	97	97	97	0	0	0	0
45	Kutlehar	116	0	116	0	0	0	0
Total =		509	202	508	0	0	0	0
District Bilaspur								
46	Jhanduta (SC)	94	0	94	0	0	0	0
47	Ghumarwin	92	0	86	0	0	0	0
48	Bilaspur	89	0	89	0	0	0	0
49	Sri Naina Deviji	92	86	92	0	0	0	0
Total =		367	86	361	0	0	0	0
District Solan								
50	Arki	130	55	129	0	0	0	0
51	Nalagarh	100	0	0	0	0	0	0
52	Doon	90	0	0	0	0	0	0
53	Solan (SC)	122	120	120	0	0	0	0
54	Kasauli (SC)	92	89	89	0	0	0	0
Total =		534	264	338	0	0	0	0

District Sirmour								
55	Pachhad (SC)	110	110	110	0	0	0	0
56	Nahan	114	95	101	0	35	0	0
57	Sri Renukaji (SC)	123	123	123	0	0	0	0
58	Paonta Sahib	94	94	94	0	0	0	0
59	Shillai	97	97	97	0	0	0	0
Total =		538	519	525	0	35	0	0
District Shimla								
60	Chopal	141	139	81	0	0	0	0
61	Theog	161	0	161	0	0	0	0
62	Kasumpti	107	0	104	0	0	0	0
63	Shimla	91	0	76	0	16	0	0
64	Shimla Rural	130	0	128	0	0	0	0
65	Jubbal-Kotkhai	127	127	71	0	0	0	0
66	Rampur (SC)	149	149	149	0	0	0	0
67	Rohru (SC)	121	107	0	0	0	0	0
Total =		1027	522	770	0	16	0	0
District Kinnaur								
68	Kinnaur (ST)	125	118	121	0	0	0	0
Total =		125	118	121	0	0	0	0
Grand Total =		7479	4133	6104	10	51	3	0

6. FORMATS 1-8 FOR ANALYSIS OF HEALTH OF ELECTORAL ROLLS:-

The basis for conducting free and fair elections is error free electoral rolls. One of the ways to assess the correctness of the rolls is to analyse certain indicators such as the Electoral-Population ratio and Gender ratio. To analyse the health of Electoral Rolls, the Election Commission has prescribed certain formats since the Summary Revision of 2008. This includes comparison of the electorate strength and sex ratio with projected population (male and female) not only with the total 18+ age-group but also age cohort-wise.

As per the Rolls utilized for the Assembly Election-2017, the sex ratio for roll was 971 against Census Sex ratio 972 for the State. Further, 96% of the total eligible electors were enrolled in the Electoral Rolls of the State. Against the total projected 18+ population at 70.37% of total population, the elector population was 67.56%. The projected population percentage of 18-19 age group was 3.52% of total population against which registered electors percentage was 1.84%. The target of 100% photo coverage and EPIC coverage in the Photo Electoral Rolls had already been achieved in the State.

7. VOTER SLIPS:-

As per the directions of Election Commission of India one set of voter slips were printed for the conduct of General Elections to Vidhan Sabha Election-2017 and distributed to the concerned electors through Booth Level Officers within the stipulated period i.e. 1 week before the day of poll for the facilitation of voters.

8. ELECTORS PHOTO IDENTITY CARDS:-

In accordance with the instructions of Election Commission of India, target of 100% EPIC and photo coverage in the Photo Electoral Rolls has already been achieved on 05.01.2012 in respect of all the 68 Assembly Constituencies. Electors who did not have EPIC would have to produce the 'Authenticated Photo Voter Slip' issued by the election machinery for their identification in the polling stations. If any elector failed to produce his/her EPIC or the photo in the EPIC/Authenticated Photo Voter Slip did not match, they would have to produce any one of the following photo documents for establishing their identity:—

- (i) Passport;
- (ii) Driving License;
- (iii) Service Identity Cards with photograph issued to employees by Central/State Govt. PSUs/Public Limited Companies;
- (iv) Passbooks with photograph issued by Bank/Post Office;
- (v) PAN Card;
- (vi) Smart Card issued by RGI under NPR;
- (vii) MNREGA Job Card;
- (viii) Health Insurance Smart Card issued under the scheme of Ministry of Labour;
- (ix) Pension document with photograph; and
- (x) Authenticated Photo Voter Slip issued by the election machinery.
- (xi) Official identity cards issued to MPs/MLAs/MLCs; and
- (xii) Aadhar Card

9. ELECTION PROCESS:

The process of General Elections to Himachal Pradesh Legislative Assembly was set in motion by issuing notifications by the Governor of Himachal Pradesh on 16.10.2017. The Election Commission of India thereupon published the following programme for holding elections: -

(i)	Notification calling upon elections	16.10.2017
(ii)	The last date for making nominations	23.10.2017
(iii)	The date for scrutiny of nominations	24.10.2017
(iv)	The last date for withdrawal of candidature	26.10.2017
(v)	Date of Poll:	09.11.2017
(vi)	Poll hours	8.00 AM to 5.00 PM
(vii)	Counting of Votes	18.12.2017 Started at 8.00AM
(viii)	The completion date of elections	20.12.2017

10. ENFORCEMENT OF MODEL CODE OF CONDUCT:

With the announcement of programme for general elections to Himachal Pradesh, Vidhan Sabha by the Election Commission of India on 12-10-2017, all provisions of Model Code of Conduct for Political Parties and Candidates came into force on the said date till completion of elections. Besides this, the Commission has taken the following policy decisions and conveyed vide letter No. ECI/PN/75/2017, dated 12th October, 2017 for strict compliance in order to ensure free and fair elections in Himachal Pradesh:

- (i) Officers not to be deployed in Home districts.
- (ii) No appeal to caste or communal feelings for securing votes.
- (iii) Restriction on use of Mosques, Churches, Temples or other places of worship for election propoganda.

11. NOMINATIONS AND MALE/FEMALE CONTESTING CANDIDATES:

Nominations were received on all days from 16.10.2017 to 23.10.2017 for all 68 ACs excluding holiday by the Returning/Assistant Returning Officers concerned appointed by the Election Commission of India. For 68 Vidhan Sabha Constituencies of the State, 443 persons filed their nominations and these nominations were taken up for scrutiny on 24.10.2017 by the concerned Returning Officers. The nominations of 63 candidates were rejected. Out of 380 validly nominated candidates, 42 candidates withdrew their candidatures, leaving 338 contesting candidates in the field for Vidhan Sabha General Elections 2017. There were 319 male candidates for Himachal Pradesh Vidhan Sabha General Elections

and 19 female candidates contested the elections. Out of these candidates, 186 male candidates and 11 female candidates forfeited their security deposits. Only 4 female candidates were elected for Himachal Pradesh Vidhan Sabha-2017.

12. POLLING PERSONNEL:

The General Elections to Himachal Pradesh Vidhan Sabha-2017 was conducted on 9.11.2017 in the State. 37625 polling personnel were appointed in 7525 polling stations for conduct of poll in 68 Assembly Constituencies of the State. Besides, 26344 Police/Home Guard personnel were also deployed for the conduct of elections in the State. 733 Sector Officers and 172 Sector Magistrates were also appointed by the concerned Returning Officers for these elections.

13. LAW AND ORDER:

Maintenance of Law and Order is a pre-requisite for peaceful, free and fair Elections. Carefully drafted Bandobust plan would make the job of Law and order maintenance easier.

Criminality, money power and muscle power are the major challenges at elections. A number of measures over and above the normal law and order maintenance are required for ensuring peaceful, free and fair poll. Deployment of Central Police Force to assist the State Law and Order machinery in prevention of pre-poll, poll and post-poll violence and to inspire confidence in the impartiality of election machinery among the electorate, regulation of vehicular traffic, regulation and ban on the sale of liquor in close proximity with the dates of poll and counting, seizure of illicit and licensed arms, etc were some of the measures taken by the Commission.

1. State Police Personnel

At the time of any election in a State, it is essential that proper law and order is maintained in the whole of the State during the entire election period from the time the elections are announced by the Commission and till the same are completed with the due constitution of the House concerned. Equally important is to provide due protection and security to the election officers, polling personnel and polling materials as well as to the candidates, leaders of political parties and other important functionaries in each constituency so as to ensure free and fair election.

The above arrangements are the responsibility, duty and function of the police officers and police personnel not only at the constituency level but also at the District and at State level. All police officers and police personnel starting with the Director General of Police down to Inspectors, Sub Inspectors, Assistant Sub Inspectors, Head Constables and Constables (including home guard, etc.) who are involved in any way in the above mentioned election related arrangements perform duties in connection with the conduct of elections. They all are thus, by law, officers of the Commission being on deputation with it and are subject to its control, superintendance and discipline and are answerable to the Commission.

The Director General of Police had reported that total sanctioned strength of police personnel in the State was 17367. He further stated that total

existing strength of police personnel in the State was 15555 and existing strength of Home Guards was 7712 out of which 6560 personnel were available for election duty. Category-wise actual deployment of forces is as under: -

Total No. of Polling Stations	State Police				CPMF	Home Guards
	NGO	HC	Constable	Total		
7525	1022	1852	8545	11419	65 Coys	6560 (5560 from HP & 1000 from Uttaranchal)

2. Central Armed Police Force (CAPF) Personnel.

During elections the Election Commission of India deploys significant number of Central Police Forces on the basis of its assessment of the ground realities. These forces are normally used for area domination and poll day duty.

While Central Armed Police Force (CAPF) for regular duty normally reaches one or two weeks before the election. This time the ECI allocated 65 companies for General Vidhan Sabha Elections, 2017. These 65 companies were distributed in all 12 districts covering all 68 Assembly Constituencies. District wise deployment of 65 Coys of CPMF for Vidhan Sabha Election-2017 was as under: -

Sr. No.	Name of District	No. of polling stations	CPMF	No. of Assembly Constituencies
1	Chamba	601	4 coys	5
2	Kangra	1559	18 coys	15
3	Lahaul-Spiti	93	4 platoon	1
4	Kullu	520	2 coys 1 platoon	4
5	Mandi	1092	5 coys	10
6	Hamirpur	525	2 coys	5
7	Una	509	8 coys	5
8	Bilaspur	394	4 coys	4
9	Solan	538	8 coys	5
10	Sirmour	540	7 coys	5
11	Shimla	1029	4 coys 1 platoon	8
12	Kinnaur	125	1 coy	1
Total		7525	65 coys	68

3. Important Steps

A number of steps were taken to ensure that the poll was free, fair and peaceful. Some of them are:

(i) Ban on Sale of Liquor

Close monitoring of illicit liquor making factories was done. Daily report on production of liquor, wholesale stock and retail sales were monitored. Any abnormal sales or stocks were followed up with enquiry. Bulk sales of liquor or sale without cash memo from liquor shops were stopped. Further 48 hours before close

of poll was declared as dry day, till the midnight of the day of poll. Similarly, counting day was also declared as a dry day.

(ii) Regulation of Arms

1. Immediately after Election was announced, carrying of licensed arms was banned under section 144 of CrPC.
2. 100% scrutiny of licenses of arms and ammunition shops was done to ensure that the records of their stocks are kept up to-date and their antecedents, recent involvement in irregularities, if any, and political leanings, if any, warranted a close super checking and monitoring of their business during the days of active electioneering.
3. Issue of license for arms was prohibited during the period commencing with the date of announcement till the completion of the Election.
4. Unearthing of unlicensed arms and places of indigenous manufacture of arms and ammunitions was carried out. Inter-State and Intra-State movements of trucks and commercial vehicles were checked with a view to prevent smuggling of arms and ammunition and anti -social elements.
5. Immediately after the announcement of elections, a detailed and individual review of all licenses were made with focus on following category of people.
 - (a) Arms licenses of persons released on bail.
 - (b) Arms licenses of persons having a history of criminal offences, and
 - (c) Arms licenses of persons previously involved in rioting, particularly during the Election period.

The committees were formed for the review of all licenses. The licensed arms were also ordered to deposit in specific cases where it was felt that the persons need not carry arms for the election period.

6. Thorough checking of lorries, light vehicles and all other vehicles from 3 days before the date of poll, was done to ensure that no undesirable elements or arms and ammunition were transported into the constituency.

(iii) Poll Day

On the poll day, the CAPF were assigned patrolling duty in the allotted zones covering a fixed cluster of polling stations. The CAPF contingent carried out supervision and guarding of polling stations falling in that zone. In this connection, the CAPF were provided with zonal route maps (sketch) of each zone / route which was under their charge indicating vulnerable locations, their sensitivity gradation, the zonal Officer's name and contact number, RO's and Observer's name and contact numbers, etc.

(iv) Post Poll

After the poll was over, the polled EVMs were shifted to the reception centre. The CAPF were also assigned the duty of guarding the strong rooms, where the polled EVMs were stored. During counting, a three tier security was given to the Counting Halls as per the directions of Election Commission of India.

14. Daily Law & Order Situation Reports

As per the instructions of Election Commission, Law and Order Reports for each district in format prescribed in LOR-Form1 and a consolidated report for the entire State in LOR-Form II are to be submitted by the Chief Election Officer daily to the Election Commission. These instructions were followed for the Vidhan Sabha Assembly Elections-2017. The DGP sent the Law and Order reports daily for the period from 12.10.2017 to 09.11.2017 and the same were reviewed and sent to the Election Commission of India everyday.

81261 licensed arms were either deposited or impounded or cancelled. Surveillance was geared up to ensure that no illicit arms manufacturing centres were in existence. 602 persons were bound down under section 107/151 of Criminal Procedure Code etc. 428 non bailable warrants were executed during the period with only 79 warrants pending at the end of the period.

No incidents of violence related to poll campaign, political rivalry, etc. were booked. No person was killed injured.

There were 7525 Polling Stations set up in the State for holding elections to Vidhan Sabha-2017. Out of these, 399 Polling Stations were classified as critical, 983 as vulnerable and the rest 6143 as ordinary ones. As against the requirement/demand of 77 Coys of C.P.M.F., only 65 Coys of CPMF were provided to this State for strategic poll duty and for deployment at the Polling Stations was as under :-

	No. of Polling Stations.	Scale of Deployment
a) Critical	399	½ section of CPMF + 01 Const.
b) Critical.	983	NGO/HC + 01 Police Const.
c) Ordinary.	6143	HC/Constables + 01 Home Guard.
Total	7525	

15. BROADCAST/TELECAST FACILITIES TO POLITICAL PARTIES:

As a step towards the implementation of the idea of state funding of election expenditure by political parties and reduction of their poll expenses on general party propaganda, the Election Commission of India has approved a scheme for use of Govt. owned Electronic Media by National/State Political Parties during conduct of General Elections to Lok Sabha and State Legislative Assemblies. Necessary guidelines were issued vide Commission's order No. 437/TA-LA/2017/Communication dated 17th October, 2017. According to this scheme, broadcast/telecast facilities were made available to the National and State Parties on Regional Kendras of Doordarshan and All India Radio. This facility was not available to registered-unrecognized political parties or any independent candidates.

Under this scheme, an opportunity was afforded to the political parties to reach the people through election broadcast/telecast over the All India Radio and Television Centre, Shimla, to highlight the salient features of their party programmes and policies during the general election to Legislative Assembly-2017. The political parties using the Govt. owned electronic media were supposed to follow

certain Do's and Don'ts and they were not to resort to mud-slinging. The broadcast/telecast were to avoid: -

- (a) Criticism of other countries;
- (b) Attack on religions or communities;
- (c) Anything absence or defamatory;
- (d) Incitement to violence;
- (e) Anything amounting to contempt of court;
- (f) Aspersion against the integrity of the President and Judiciary;
- (g) Anything affecting the unity, sovereignty and integrity of the Nation; and
- (h) Any criticism by name of any person.

The following National Parties opted to broadcast / telecast from Shimla centres of All India Radio / Doordarshan. The time slot was allotted as under: -

Sr. No.	Name of Political Party	Date of Recording	Time of Recording	Date of Telecast	Time of Telecast
1	Bahujan Samaj Party	28.10.17(2 Rec.of 15Mts.)	10:00am-11:30am	02.11.17	5:30 P.M -5:45P.M
		29.10.17(2Rec.10&9 Mts.)	11:00am-11:00am	03.11.17	5:30 P.M -5:45P.M
				04.11.17	5:30 P.M -5:45P.M
				06.11.17	5:30 P.M -5:45P.M
2	Bharatiya Janata Party	28.10.17(2 Rec.of 15Mts.)	11:30am-01:00pm	01.11.17	4:45P.M -5:00 P.M
		29.10.17(2 Rec.of 15Mts.)	11:00am-12:30pm	02.11.17	3:45P.M-4.00 P.M
		30.10.17(2 Rec.of 15Mts.)	10:00am-11:30am	03.11.17	4:00P.M-4:15 P.M
		30.10.17(2 Rec.of 15Mts.)	04:30pm-06:00pm	04.11.17	4:45P.M -5:00 P.M
		31.10.17(2 Rec.of 15Mts.)	10:00am-11:30am	06.11.17	5:00 P.M-5:15 P.M
		31.10.17(2 Rec.of 15Mts.)	02:00pm-03:30pm		3:45P.M-4.00 P.M
		01.11.17(1 Rec.of 9Mts.)	11:30am-12:00pm		4:00P.M-4:15 P.M
					5:00 P.M-5:15 P.M
					3:45P.M-4.00 P.M
					4:00P.M-4:15 P.M
					5:00 P.M-5:15 P.M
					3:45P.M-4.00 P.M
					4:00P.M-4:15 P.M
3	Communist Party of India	28.10.17(2 Rec.of 15Mts.)	01:00pm-02:30pm	02.11.17	4:15P.M-4:30P.M
		29.10.17(2 Rec.of 10&6Mts.)	02:30pm-03:00pm	03.11.17	4:15P.M-4:30P.M
				04.11.17	4:15P.M-4:30P.M
				06.11.17	4:15P.M-4:30P.M
4	Communist Party of India (Marxist)	28.10.17(2 Rec.of 15Mts.)	02:30pm-04:00pm	02.11.17	3:00PM- 3:15PM

A Statistical Report on General Election to Himachal Pradesh Vidhan Sabha, 2017

		30.10.17(2 Rec.of 10&9Mts.)	11:30am-12:30pm	03.11.17	3:00PM- 3:15PM
				04.11.17	3:00PM- 3:15PM
				06.11.17	3:00PM- 3:15PM
5	Nationalist Congress Party	29.10.17(2 Rec.of 15Mts.)	03:00pm-04:30pm	02.11.17	3:15PM-3:30P.M
		30.10.17(2 Rec.of 10&6Mts.)	12:30pm-01:30pm	03.11.17	3:15PM-3:30P.M
				04.11.17	3:15PM-3:30P.M
				06.11.17	3:15PM-3:30P.M
6	All India Trinmool Congress	30.10.17(2 Rec.of 15Mts.)	01:30pm-03:00am	03.11.17	4:45PM -5:00PM
		31.10.17(2 Rec.of 10&6Mts.)	11:30am-12:30pm	04.11.17	4:45PM -5:00PM
				06.11.17	4:45PM -5:00PM
7	Indian National Congress	29.10.17(2 Rec.of 15Mts.)	04:30pm-06:00pm	02.11.17	3:30PM-3:45PM
		30.10.17(2 Rec.of 15Mts.)	03:00pm-04:30pm	03.11.17	4:30PM-4:45PM
		31.10.17(2 Rec.of 15Mts.)	12:30pm-02:00pm	04.11.17	5:15PM-5:30PM
		31.10.17(2 Rec.of 15Mts.)	03:30pm-05:00pm	06.11.17	3:30PM-3:45PM
		01.11.17(2 Rec.of 15Mts.)	10:00am-11:30am		4:30PM-4:45PM
		01.11.17(2 Rec.of 15+10Mts.)	12:00pm-01:30pm		5:15PM-5:30PM
					3:30PM-3:45PM
					4:30PM-4:45PM
					5:15PM-5:30PM
					3:30PM-3:45PM
					4:30PM-4:45PM
					5:15PM-5:30PM

**Time available to National Parties on
Regional Kendras/State Capital Kendras of Doordarshan/All India Radio**

Name of State	Name of National/ State Party	Total time allotted in minutes for		No. of Time Vouchers issued for	
		Broadcast	Telecast	Broadcast	Telecast
HIMACHAL PRADESH	AITC	45	45	9 (5 minutes each)	9 (5 minutes each)
	BJP	189	189	37 (5 minutes each) +1 (4 minutes)	37 (5 minutes each) +1 (4 minutes)
	BSP	49	49	9 (5 minutes each) +1 (4 minutes)	9 (5 minutes each) +1 (4 minutes)
	CPI	46	46	9 (5 minutes each) +1 (1 minutes)	9 (5 minutes each) +1 (1 minutes)
	CPI (M)	49	49	9 (5 minutes each) +1 (4 minutes)	9 (5 minutes each) +1 (4 minutes)
	INC	205	205	41 (5 minutes each)	41 (5 minutes each)
	NCP	46	46	9 (5 minutes each) +1 (1 minutes)	9 (5 minutes each) +1 (1 minutes)
Total		629	629	629	629

16. COUNTING AND STORAGE CENTERS:

The Commission has prescribed norms for setting-up counting centres. Accordingly, counting programme showing detail of counting centres and Storage Places of polled Electronic Voting Machines and VVPATs (Strong Rooms) were submitted to the Commission for approval. The counting of votes was done on 18.12.2017 in the following centres:

Sr. No. & Name of District	Counting Places	Counting Centers	Counting Hall	Strong Rooms of Polled EVMs and VVPATs after Poll
1	2	3	4	5
1-Chamba	1	1	5	5
2-Kangra	11	11	15	18
3-Lahaul and Spiti	1	1	1	1
4-Kullu	4	4	4	4
5-Mandi	9	9	10	16
6-Hamirpur	1	1	5	10
7-Una	2	2	5	5
8-Bilaspur	3	3	4	8
9-Solan	3	3	5	12
10-Sirmour	5	5	5	8
11-Shimla	7	7	8	10
12-Kinnaur	1	1	1	3
Total	48	48	68	100

17. HIGHEST/LOWEST MARGIN OF WINNING:

The detail of highest and lowest margin of votes is as under: -

No. & Name AC	Name of elected candidate with party & votes secured	Lead	Name of next rival with party and votes
I -Highest :			
28-Nachan (SC)	Sh. Vinod Kumar (BJP) (38,154)	15,896	Sh. Lal Singh Kaushal (INC) (22,258)
II -Lowest :			
68-Kinnaur (ST)	Sh. Jagat Singh Negi (INC) (20,029)	120	Sh. Tejwant Singh Negi (BJP) (19,909)

18. ELECTION OBSERVERS:

The Commission appointed 54 Observers (General=29, Expenditure=22 and Police=3) for these elections in order to conduct free, fair and peaceful election in the State. All facilities such as security, vehicles, boarding / lodging, fax / telephones etc. were provided to these Observers during their visit in the allotted constituencies. The candidates, representatives of Political Parties and public were free to contact them during their visits in the area.

19. THE POLL:

In Himachal Pradesh the poll for General Elections to Himachal Pradesh Legislative Assembly including three Tribal Assembly Constituencies was conducted in a single phase on 9.11.2017. The Polling was held in a very peaceful manner. No untoward incident took place during polling. It was entirely a free and fair election.

20. PROCUREMENT OF ELECTION MATERIAL AND DISTRIBUTION.

Procurement and supply of material is an important aspect for the conduct of elections. Various types of material such as EVMs, statutory and non-statutory forms, covers, indelible ink, paper seals, brass seals, arrow cross mark rubber stamps etc. are required for the conduct of election.

The exercise of procurement of important material for the conduct of General Election to Vidhan Sabha, 2017, started in July, 2017. All the District Election Officers were requested to send the requirement of all material after proper stock verification. After proper assessment of stock of all districts, approved firms were requested to keep the stock of material ready and final supply orders were issued to approved firms of the Election Commission of India.

(i) ELECTRONIC VOTING MACHINES & VVPATs

Post-2006 version of EVMs and VVPATs were used for the conduct of General Election to Vidhan Sabha which were shifted from other States as per detail given below: -

Sr. No.	Details	BUS	CUS	VVPATs
1	Already available in the State	800	5010	150
2	Involved in EP (VS, 2012)	217	217	0
3	Net available	583	4793	150
4	Allocated by ECI from Punjab and Haryana/BEL in July, 2017	10700	4600	10550
3	Allocated from Punjab and Haryana in November, 2017	0	416	500
4	Total	11283	9809	11200
5	Defective sent to BEL factory Bangalore and Panchkula and not returned	253	259	172
6	Net available for conduct of elections	11030	9550	11028

The First Level Checking (FLC) of ECI EVMs available was conducted well before the elections, through the engineers of Bharat Electronic Ltd., Bangalore, at all the warehouses of the State.

Some EVMs were found defective during the process of poll. Details of EVMs found defective before or during the process of poll are as under: -

Name of District	Total No of Polling Station	Qty. Of EVMs which are being used in poll (excluding Reserve)			Qty. of EVMs kept in Reserve			Qty. of EVMs replaced during dispersal			Qty. of EVMs replaced during mock poll			Qty. of EVMs replaced during actual poll		
		BUs	CUs	VV PATs	BUs	CUs	VV PATs	BUs	CUs	VV PATs	BUs	CUs	VV PATs	BUs	CUs	VV PATs
2	5	6	7	8	9	10	11	12	13	14	15	16	17	18	19	20
Chamba	601	601	601	601	259	139	247	0	0	0	5	2	13	5	3	20
Kangra	1559	1559	1559	1559	466	264	471	11	12	0	29	19	17	10	10	18
Lahaul-Spiti	93	93	93	93	33	33	33	0	0	0	7	7	14	3	3	9
Kullu	520	520	520	520	176	145	186	9	10	5	10	10	23	4	2	21
Mandi	1092	1092	1092	1092	332	226	417	14	8	12	14	8	30	5	4	43
Hamirpur	525	525	525	525	198	97	190	2	2	5	5	3	14	3	2	14
Una	509	509	509	509	216	90	195	8	7	15	2	1	13	2	2	17
Bilaspur	394	394	394	394	100	42	96	3	2	4	5	2	7	0	0	5
Solan	538	538	538	538	189	72	194	7	12	22	1	0	1	4	4	14
Sirmour	540	540	540	540	233	109	218	0	0	0	7	11	34	5	4	16
Shimla	1029	1029	1029	1029	425	193	403	9	20	18	13	8	43	3	2	24
Kinnaur	125	125	125	125	27	27	33	0	0	0	4	2	8	2	2	4
Total=	7525	7525	7525	7525	2654	1437	2683	63	73	81	102	73	217	46	38	205

(ii) POWER PACKS (BATTERIES), INDELIBLE INK, PAPER SEALS AND ADDRESS TAGS:-

Power Packs (Batteries) for EVMs, indelible ink, paper seals and address tags for the conduct of this election was procured from the approved sources of Election Commission of India, as under: -

Sr. No.	Name of articles	Quantity	Source from where material procured.
1.	EVMs Batteries	12000 Nos.	M/S. Bharat Electronics Limited, Bangalore.
2.	Batteries for VVPATs	21000 Nos.	-do-
3.	Special Paper Rolls for VVPATs	15000 Nos.	-do-
4.	Indelible Ink	19000 Nos.	M/s Mysore Paints and Varnish Limited, Mysore.
5.	Green Paper Seals	43500 Nos.	India Security Press, Nasik Road, Maharashtra.
6.	Pink Paper seals for CU	25000 Nos.	India Security Press, Nasik Road, Maharashtra.
7.	Pink Paper seals for BU & VVPAT	51000 Nos.	India Security Press, Nasik Road, Maharashtra.
8.	Outer Paper Strip Seals	28000 Nos.	India Security Press, Nasik Road, Maharashtra.
9.	Address tags for Control Units	151000 Nos.	India Security Press, Nasik Road, Maharashtra.
10.	Address tags for Ballot Units & VVPATs	210000 Nos.	India Security Press, Nasik Road, Maharashtra.

(iii) COMPUTERS AND ACCESSORIES:-

For the smooth conduct of General Election to HP Vidhan Sabha, 27 Computers were procured from HPSEDC which were supplied to all the District Election Offices of the State. Hardware articles were also procured from HPSEDC for smooth functioning of newly created 06 new Sub-Divisional Election Offices. 12 Nos. of printers HP 501 DN were also supplied to Sub-Divisional Election Offices where old printers were defective. In addition, various types of laserjet toners and maintenance kits were also procured from HPSEDC and supplied to all the districts of the State as per their requirement and availability of various kinds of printers.

(iv) BRASS SEALS AND ARROW CROSS MARK RUBBER STAMPS:-

As per requirement of District Election Offices of the State there was a need of 38 Nos. of brass seals for Returning Officers and 704 Presiding Officers.

These brass seals and 2000 Nos. of Arrow cross Mark rubber stamps were procured from Ideal Cottage Industries, Jaipur and were supplied to District Election Offices of The State as per their requirement for the conduct of General Election to Vidhan Sabha, 2017.

8200 Nos. of rubber stamps were also procured from M/S Ideal Cottage industries, Rajasthan, for mock paper slips generated through VVPATs.

(v) VOTING COMPARTMENTS:-

The department was already having 7300 Voting Compartments. As per directions of the Commission the height of the voting compartments was increased. Therefore, 8300 Nos. of Voting Compartments and carry bags were procured from HPGIC and supplied to all the District Election Officers (DCs) as per their requirement, well before the election.

(vi) BOOKS/PAMPHLETS:-

Various types of books which are required for the conduct of elections such as Handbook for Returning Officers, Handbook for Presiding Officers, Handbook for candidates etc. were got printed through H.P. Govt. Printing Press and were further supplied to all the Districts of the State.

170 sets of Manuals of Election Law (Vol. I &II) (Bilingual) were procured from Ministry of Law and Justice, Govt. of India and were supplied to all the District Election Offices of the State.

(vii) VARIOUS TYPES OF FORMS, REGISTERS AND STATIONERY ARTICLES

The necessary statutory and non statutory forms, thirty types of covers in yellow, black and green colours in different sizes, Photostat paper, pens, pencils, candles, pla cards, stamp pads, gum paste, etc., had also procured from HP Govt. Printing Press, Shimla-5 and distributed to the representatives of all District Election Officers (DCs), in the month of October, 2017.

21. SYSTEMATIC VOTERS' EDUCATION AND ELECTORAL PARTICIPATION (SVEEP):

Voters' Participation in the democratic and electoral processes is integral to the successful running of any democracy and the very basis of wholesome democratic elections. Thus, it becomes an integral part of election management. In India, the constitutional mandate of the ECI for 'superintendence, direction and control' of elections contain the built in high responsibility to have

every eligible Indian citizen on the electoral roll and get everyone on the electoral roll to voluntarily vote.

There is lot of gap between what the voters 'should know' and what they 'actually know' in important areas like registration, EPIC/ identity proofs, Polling Station location, use of EVMs/VVPAT, timings of the poll, do's & don'ts with regard to Model Code of Conduct, use of money/ muscle and liquor power, by candidates or their associates to influence vulnerable sections of electorate. These gaps existed because voters' education had not received the requisite priority from election managers.

Experience shows that even greater awareness does not necessarily get converted into greater participation as behavioral change is a much more complex task. To improve participation of all sections of the electorate, information, motivation and facilitation have to be provided, for which the responsibility would lie with the election managers.

The awareness level needs to be enhanced, especially amongst the freshly eligible youth, uneducated, residents of far-flung, inaccessible and remote areas, and socially and economically weaker / deprived sections of society. Motivation has to be provided for the citizens who are apathetic, skeptical, disenthused, disinterested, to participate in the electoral process followed by the friendliest facilitation for registration and subsequently voting during elections.

The General Election for constitution of 13th State Legislative Assembly in Himachal Pradesh was announced by the Election Commission of India on 12th October, 2017 and the same was concluded on the 20th December, 2017. The Election machinery of the state was fully prepared for the conduct of free, fair and peaceful and inclusive election.

Himachal Pradesh has 68 Assembly Constituencies. The EPIC coverage and PER in the State is 100 percent. The total number of polling station during Vidhan Sabha Election - 2017 were 7525 (46 auxiliary polling stations).

Every election is a new experience. These elections were special on account of the fact that Systematic Voters' Education and Electoral Participation Programme (SVEEP) was implemented extensively for motivating and facilitating eligible citizens to enroll and subsequently cast their vote voluntarily. SVEEP programme was accordingly taken up in two phases. The first phase was dedicated

to inform, motivate and facilitate all left out eligible Indian citizens for enrolment in Photo Electoral Rolls and the said phase was rolled out on 20th June, 2017. The second phase was dedicated to inform, motivate and facilitate all electors to come out and vote on a voluntary basis and was rolled out on 16th September, 2017.

Targeted interventions were accordingly made under SVEEP to include all segments of the society, like Youth, Women, Persons with Disabilities, Service Personnel, Overseas Indian citizens, Rural and Tribal People, Domestic Migrants, Nomadic Groups and Senior Citizens. Some of the unique SVEEP interventions made apart from the traditional ones include, selection of a State level PwD Icon Ms Muskan Thakur, development of a SVEEP app called 'Himachal Janmat', creation of a database of PwD Electors, Go Blue Campaign, 10 Lacs Leaflets on EVM, VVPAT awareness circulated at each household across the State, 10 Lacs Postcards on Voters' Awareness circulated at each household across the State, a short video film got produced through NFDC on Voters' Awareness and telecasted in all Cinema Theatres and local TV channels across the State, Animated Gifs on EVM/VVPAT awareness were prepared and circulated on Social Media, Social Media accounts/Pages/Channels were created on various Social Networking sites Like Facebook, Tweeter, Instagram, and Youtube at CEO/DEOs levels to create Voters' Awareness, Online contests like Best Photo with Caption Contest and Best Video Message Contest on Voters' Awareness were organized on Social Networking Sites to promote Voters' Awareness, videos from well known personalities like Preity Zinta, Kangna Ranaut, The Great Khali and Mohit Chauhan were uploaded on social media and telecasted in all Cinema Theatres and local TV channels across the State, One Slogan per day campaign was launched, one press note on Voters' Awareness everyday, Logos with taglines in local dialects were launched in every districts, Senior Citizens of prominence were selected as Icons across the State spreading a message "When I Can Vote, Why Can't You ? ", five auxiliary polling stations were set up to facilitate inmates of old age homes/leprosy sanatorium, photo voter slips in Braille Script were provided to all Braille literate blind electors across the state, etc.

The SVEEP interventions so made bore fruitful results, not only in terms of enhanced E.P. ratio of 676 (close to the 18+ census of 704), gender ratio of 971 against 972 of census ratio and registration of 18-19 years age group of as high as 1.84 percent, but also in terms of the highest voter turnouts in the state

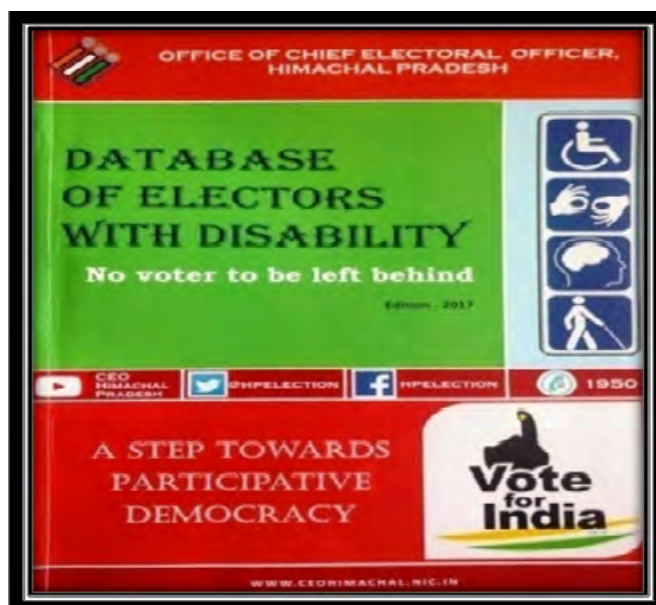
ever which now stands at 75.54 percent as compare to 73.51 percent in the last Vidhan Sabha Elections. Further, average turnout in the identified low turnout polling stations rose from 60.81 percent to 66.03 percent as compare to the last elections, women turnout percentage as compare to last election rose from 75.82 percent to 77.25 percent and five auxiliary polling stations set up to facilitate inmates of old age homes/leprosy sanatorium recorded as high as 94.64 percent turnout. All this speaks volumes in terms of the efforts made by Election Management Bodies(EMBs) to address a visible decline in Voters' participation in elections the world is witnessing today, through ebullient programmes of Voters' Education.

23. Persons with Disabilities (PwDs) -Identification and Facilitation

(Strategy and Action Taken)

- I. PwDs in each polling station should be identified by BLOs and its record should be kept in the Database and also as a category-wise separate list:

Action Taken: Persons with disabilities were identified by BLOs in collaboration with the Department of Social Justice & Empowerment at the State level and at the District level and Tehsil level this exercise was completed in collaboration of District Welfare Officers and Tehsil Welfare Officers. A booklet to this effect was compiled.



- II. The names of PwD should be mapped and the list be made available to the BLOs but it should not be marked in the electoral roll to maintain the privacy of pWd;

Action Taken: The names have already been mapped and lists were made available to the BLOs during last Vidhan Sabha elections.

- III. Elaborate instructions on PwD should be prepared by ECI and the same should be displayed outside the polling Station;

Action Taken: The instructions received from the ECI were displayed at each polling station during last Vidhan Sabha Elections.

- IV. Voter guide, voter slips and Voter ID cards (EPIC) of visually impaired electors should be prepared in Braille wherever possible;

Action Taken: Photo voter slips, in Braille were distributed to the visually handicapped persons and signages were also got printed in Braille which were used at each polling station.

- V. Department of social justice should be approached for fulfilling the requirement of wheel Chairs for PwD Voters;

Action Taken: Department of Social justice was approached and they provided 500 wheel chairs and volunteers at each polling station.

- VI. Neutral Youth volunteers should be roped into for facilitation of PwD voters;

Action Taken: Volunteers of NSS were provided in each polling station across the state to facilitate PwD voters.

- VII. There should be proper Voters' Guide for PwD Voters especially catering to their needs;

Action Taken: Help desk was provided at every polling station across the state. Medical help under AMF was provided in each polling station across the state.

- VIII. Assured Minimum Facility (AMF) should be ensured for PwD Voters at each and every Polling Station-

Permanent ramps with appropriate gradient should be provided as per national standards;	Action Taken: Ramps in each polling stations were provided
Braille facility should be provided in the EVMs;	Action Taken: This facility was made available.
Proper accessibility to the polling station should be ensured;	Action Taken: Proper accessibility to the polling stations was Ensured.
Proper parking facility should be made available at the polling stations;	Action Taken: Made available wherever it was possible.

- IX. The polling Officials should be given proper training to facilitate PwD and sensitize them about PwD requirements;

Action Taken: The Polling officials were given proper training to facilitate PwD voters.

- X. Proper environment building and SVEEP activities should be conducted for ethical voting;

Action Taken: Done under SVEEP through various modes like nukkar natak, skits, prabhat pheris and other OB activities.

- XI. Dissemination of information regarding available facilities should be made known to the Stakeholders, Political Parties, Election Machinery, Media, Electors;

Action Taken: Done under SVEEP.

- XII. Exclusive polling booths, as far as practicable, should be set up for PwD in places where they reside in large numbers. Other facilities according to the needs of the PwD like proper toilets, tactile signage outside the polling stations and Voters' Guide in Braille for the visually impaired Voters should be made available;

Action Taken:

Action Taken: 5 auxiliary polling stations were established for old age home inmates.

- XIII. PwD Should be informed in advance about polling stations where facility of online booking for wheel chairs is available;

Action Taken: This facility will be created in due course.

- XIV. Wherever possible, dummy ballot papers in Braille for visually impaired voters should be prepared;

Action Taken: Ballot papers in Braille were got printed and used during last Vidhan Sabha Elections.

- XV. Audio applications like voice SMS (web or mobile) for registrations should be developed for visually impaired voters;

Action Taken: This facility will be provided in due course.

Facilities to the Persons with Disabilities:-

The Vidhan Sabha Elections-2017 was specially focused on the facilitation of disability sector, making it accessible and inclusive of all, highlights of which are as given below:-

1. Nodal Officers were appointed for facilitation of Persons with disabilities at the State level as well as District level for making H.P. Legislative Assembly Elections disabled friendly.
2. During Special campaign which was carried out from 16-09-2017 to 30-09-2017, BLOs visited every house and enrolled all eligible citizens.
3. Database of 13677 Persons with Disabilities was prepared and registration of these PwDs made in the electoral rolls by the concerned Electoral Registration Officers. Category-wise database of disabled persons was prepared for every polling stations through the concerned ROs/BLOs.
4. Ms. Muskan Thakur of Shimla District, who is 100% visually impaired, has been identified as State Icon for Systematic Voters Education and Electoral Awareness Participation (SVEEP) for encouraging young and future voters.
5. All the polling booths were made elector friendly by providing following facilities:-
 - **Facilities like ramps, drinking water, electricity, toilet, furniture, signages etc. were provided at every polling station.**
 - **Wheel Chairs were provided to the persons with locomotor disability.**
 - **Braille Voter Slips were provided to visually impaired persons.**
 - **Queue-less polling stations were made for the old and infirm voters.**

AC Wise detail of Electors with Disabilities.

DISTRICT CHAMBA						
Name of the Assembly Constituency	Physically disabled	Blind	Mentally challenged	Deaf & Dumb	Other disability	Total
1-CHURAH(SC)	70	14	7	26	24	141
2-BHARMOUR(ST)	44	16	0	3	12	75
3-CHAMBA	130	23	7	4	3	167
4-DALHOUSIE	35	1	0	1	0	37
5-BHATTIYAT	6	8	1	0	2	17
Distt. Total	285	62	15	34	41	437

DISTRICT KANGRA						
6-NURPUR	36	1	0	2	6	45
7-INDORA(SC)	44	2	0	0	6	52
8-FATEHPUR	14	0	0	0	5	19
9-JAWALI	11	3	0	0	4	18
10-DEHRA	64	2	0	0	2	68
11-JASWAN-PRAGPUR	49	2	0	0	5	56
12-JAWALAMUKHI	115	11	0	15	0	141
13-JAISINGHPUR(SC)	52	0	1	0	0	53
14-SULLAH	30	4	2	7	26	69
15-NAGROTA	110	15	9	13	8	155
16-KANGRA	100	21	1	12	36	170
17-SHAHPUR	143	6	23	10	20	202
18-DHARAMSHALA	123	4	11	7	19	164
19-PALAMPUR	16	3	6	1	5	31
20-BAIJNATH(SC)	36	8	4	5	1	54
Distt. Total	943	82	57	72	143	1297
DISTRICT LAHAUL & SPITI						
21-LAHAUL & SPITI(ST)	27	21	0	17	3	68
Distt. Total	27	21	0	17	3	68
DISTRICT KULLU						
22-MANALI	232	42	13	53	1	341
23-KULLU	367	70	1	49	0	487
24-BANJAR	424	130	11	131	52	748
25-ANNI(SC)	268	77	10	57	1	413
Distt. Total	1291	319	35	290	54	1989
DISTRICT MANDI						
26-KARSOG(SC)	507	195	131	44	157	1034
27-SUNDERNAGAR	435	15	32	64	102	648
28-NACHAN(SC)	448	14	40	74	89	665
29-SERAJ	731	297	87	187	11	1313
30-DARANG	117	25	20	26	0	188
31-JOGINDERNAGAR	91	12	21	26	0	150
32-DHARAMPUR	192	84	42	39	4	361
33-MANDI	39	2	17	18	94	170
34-BALH(SC)	78	1	6	25	19	129
35-SARKAGHAT	37	26	6	37	104	210
Distt. Total	2675	671	402	540	580	4868
DISTRICT HAMIRPUR						
36-BHORANJ(SC)	37	7	0	0	0	44
37-SUJANPUR	217	15	9	24	21	286
38-HAMIRPUR	13	13	0	0	2	28
39-BARSAR	87	29	36	23	67	242
40-NADAUN	100	21	17	18	65	221
Distt. Total	454	85	62	65	155	821
DISTRICT UNA						
41-	104	15	2	17	8	146

A Statistical Report on General Election to Himachal Pradesh Vidhan Sabha, 2017

CHINTPURNI(SC)						
42-GAGRET	113	17	1	16	5	152
43-HAROLI	387	14	0	34	47	482
44-UNA	54	0	7	0	8	69
45-KUTLEHAR	55	5	4	4	13	81
Distt. Total	713	51	14	71	81	930
DISTRICT BILASPUR						
46-JHANDUTA(SC)	138	52	6	16	0	212
47-GHUMARWIN	200	37	17	25	0	279
48-BILASPUR	180	32	23	27	0	262
49-SRI NAINA DEVIJI	171	66	0	32	0	269
Distt. Total	689	187	46	100	0	1022
DISTRICT SOLAN						
50-ARKI	210	7	0	0	0	217
51-NALAGARH	453	61	54	58	11	637
52-DOON	331	59	38	42	10	480
53-SOLAN(SC)	165	36	1	36	18	256
54-KASAULI(SC)	127	20	2	42	14	205
Distt. Total	1286	183	95	178	53	1795
DISTRICT SIRMOUR						
55-PACHHAD(SC)	0	10	0	0	0	10
56-NAHAN	11	5	1	0	2	19
57-SRI RENUKAJI (SC)	5	6	0	0	3	14
58-PAONTA SAHIB	6	3	0	0	10	19
59-SHILLAI	19	13	0	8	0	40
Distt. Total	41	37	1	8	15	102
DISTRICT SHIMLA						
60-CHOPAL	14	10	0	5	0	29
61-THEOG	18	21	0	0	0	39
62-KASUMPTI	1	1	1	2	6	11
63-SHIMLA	2	2	0	0	0	4
64-SHIMLA RURAL	3	5	0	2	7	17
65-JUBBAL- KOTKHAI	0	3	0	0	0	3
66-RAMPUR(SC)	27	11	0	0	0	38
67-ROHRU(SC)	0	7	0	0	0	7
Distt. Total	65	60	1	9	13	148
DISTRICT KINNAUR						
68-KINNAUR(ST)	86	86	17	4	7	200
Distt. Total	86	86	17	4	7	200
For State	8555	1844	745	1388	1145	13677

Photos under SVEEP Activities



Voting Pledge by Miss Muskan at College at Shimla





Awareness through Rangoli Competition.

क्या आप जानते है? 

#HimachalJanmat2017



दृष्टिबाधित मतदाताओं को ब्रेल वोटर फोटो स्लिप प्रदान की जाएगी



क्या आप जानते है?



#HimachalJanmat2017



75 प्रतिशत से अधिक शारीरिक निशक्त व्यक्तियों को व्हीलचेयर की सुविधा प्रदान की जाएगी



क्या आप जानते है?



#HimachalJanmat2017



हर निर्वाचन क्षेत्र में 2 मतदान केन्द्रों में सभी मतदानकर्मी महिलाएँ होंगी !

#HimachalJanmat2017 

क्या आप जानते है?

**हर मतदान केन्द्र में मूलभूत सुविधाएँ सुनिश्चित की जाएँगी
जिसमे रैंप, पीने का पानी, बिजली, शौचालय, फर्नीचर तथा
प्रतीक्षालय की सुविधा उपलब्ध होगी**



23. IT Initiatives

1. Himachal Janmat 2017 Mobile App:-

Himachal Janmat 2017 Mobile App has been developed and provided to general public of HP to see Election Results on Counting Day, Search their name in the Voter List, Polling Station Details, Toll Free Helpline, Candidate Profile, Tutorial Videos, Message, Voter Awareness, Assured Minimum Facilities, Awareness Videos, Communicate (Facebook, Twitter & Instagram). The application has been successfully used by general public of HP.

2. Suvidha Application for Permissions:-

Suvidha Application was provided to Political Parties and Candidates to seek various permissions related to Vidhan Sabha Elections during the election period. This application has been successfully used in Himachal Pradesh.

3. National Grievances Service (Samadhan):-

ECI's National Grievances Service(Samadhan) was used successfully by general public, political parties and candidates for lodging their complaints during Vidhan Sabha Elections. All complaints were disposed-off well in time.

4. RNET Application:-

RNET application has been used to upload and view various information related to Vidhan Sabha Elections-2017 by CEO, DEOs and ROs. RNET Mobile App has also been used by CEO, DEOs, ROs, Sector Officers, Presiding Officers and Polling Officers. CEO, DEOs and ROs were able to see reports on Dashboard, Electoral Rolls, Candidates Details, Suvidha, Polling Staff, EVM-VVPAT, Polling Stations, Pre-Poll Arrangements, Poll-2 Day, Poll Day, EVM Malfunction, Poll Percentage, Dispatch Collection Centre, NGS (National Grievances Service), Election Observers, Postal Ballot etc.

5. Genesys Pre-Counting Application for data entry of Nominations:-

ECI's Genesys Pre-Counting Application has been used successfully to enter details of contesting candidates, their affidavits, AC-Wise Electors Details, AC-Wise No. of Polling Stations (Ordinary & Auxiliary).

6. Uploading of affidavits of candidates:-

Affidavits of Candidates have also been uploaded on CEO's Website using Affidavits Application. 511-affidavits of candidates have been uploaded on CEO's website.

7. Himachal e-Atlas Application:-

Himachal e-Atlas Application has been developed to facilitate general public and voters of Himachal Pradesh. Voters can see (1) Parliamentary Constituency Layer (2) Assembly Constituency Layer (3) District Layer (4) Polling Stations Locations (5) AMF Facilities (Electricity, Drinking Water, Toilet, Ramps, Sheds) available at Polling Stations (6) District Head Quarters (7) SP Offices Locations (8) Police Stations Locations (9) How to reach Polling Station through google map.

8. Update Mobile Numbers of Electors:-

CEO Office has provided facility to electors of HP to update their mobile numbers in the Electoral Rolls on CEO's Website.

9. Election Monitoring Application

ECI's Election Monitoring Application has been used during HP Vidhan Sabha Election-2017 to enter information related to Officers, Electoral Rolls, Polling Station Information, Polling Personnel, Law & Order, MCC/EEM, SVEEP, Complaint Info, Strong Room, Strong Room Details, Poll Event, Polling Incidence, Two Hourly Turnout, AC Turnout, PS Turnout, Re-Poll Polling Station, Control Management etc.

10. PDISE Application:-

PDISE Application has been used successfully by Police Department for randomization of police staff and their deployment during Vidhan Sabha Elections.

11. Bulk SMSs to Electors:-

CEO Office has sent messages (four times) to all voters whose mobile numbers were existing in the Electoral Roll Database to motivate voters to cast their votes on the poll day.

12. Poll Day Monitoring System Application:-

Poll Day Monitoring System application and RO Net were used during the Vidhan Sabha Elections to send information about various events of poll day from polling station by the Presiding Officers.

13. ECI's Genesys Counting Application:-

Genesys Counting Application and Himachal Janmat were used at each Counting Centre to send information of counting of votes to ECI.

14. Web Casting from Polling Stations:-

Web Casting from Polling Stations was done on the day of poll to monitor poll day activities at polling stations.

24. Social Media Activities

- Social Media Accounts/pages/ channels were created on various social networking sites like Facebook, Twitter, Instagram, and Youtube at CEO/DEOs levels to create voters' awareness.
- A Short Film on voters' awareness was prepared through NFDC and run in all cinema theatres, social media, local TV channels and big screens put up at important places across the state.
- Videos from Ms. Kangna Ranaut, Preity Zinta, well known film actresses, Mohit Chauhan, a well known playback singer and the Great Khali, a world renowned WWF wrestler, were uploaded on social media and also telecast through all cinema theatres, local TV channels and big screens put up at important places across the state.
- One slogan per day campaign in which a new slogan on voters' awareness/ethical voting/enrolment, etc. was launched in the state was uploaded everyday on social media for motivating people to enroll and come out to vote.
- Web advertising on social media sites about the elections and e-portals where NRIs look for Local News about their home towns etc.

- Videos and audio messages on EVM/VVPAT were prepared and telecast through social media, Doordarshan/AIR/local TV channels/FM channels etc.
- Five songs on voters' awareness in different local dialects were prepared and telecast in all cinema theatres, social media, local TV channels and big screens put up at important places across the state.
- GIFs were prepared on voter awareness and VVPAT and circulated on social media.

25. NEW INITIATIVES :

1. SAMADHAN, SUVIDHA, SUGAM, ELECTION-ATLAS, ONLINE UPDATION AND REGISTRATION OF MOBILE NUMBER, MISSED CALL, E-PAYMENT and RO NET.
2. All women polling parties were deputed in 136 Polling Stations @ 2 Polling Stations per Assembly Constituencies in Himachal Pradesh.
3. Facilities for Senior Citizen and PWD electors

General Profile of the State:

Area	55,673 Sq Km
Population	68,64,602 L (Census 2011) M- 34,81,873 L F- 33,82,729 L
Population Density	123 per Sq Km
Districts	12
Sub-divisions	69
Tehsils and Sub-Tehsils	158
Kanungo Circles	241
Patwar Circles	2333
Municipal Corporations	02
Municipal Councils	29
Nagar Panchayats	23
Cantonment Boards	07
Police Stations	127
Gram Panchayat	3226
Villages	20690
Total Parliamentary Constituencies	4 (Kangra, Mandi, Hamirpur & Shimla)
Total Rajya Sabha Seats	3
Assembly Constituencies	68 General – 48, SC – 17, ST – 3
Polling Stations	7479
Polling Stations Locations	6813 (Urban – 458, Rural – 6355)
Total Sections in Electoral Roll	23559
Average Number of Electors per PS	
ERO	68 52 for Single AC and 16 for Double AC
AERO	156
RO	68
ARO	110
BLO	7479
Bordering States / Countries	Punjab, Haryana, Uttarakhand and Jammu & Kashmir, UP, China (Tibet) Country
Airports	Shimla, Kangra & Kullu

ELECTIONS AT A GLANCE		
(a) Preliminary activities:		
(i)	Date of announcement of General Elections to Legislative Assembly by the Election Commission of India	12.10.2017
(ii)	Date of enforcement of Model Code of Conduct	12.10.2017
(b) Programme of Elections:		
(i)	Notification calling upon elections	16.10.2017
(ii)	Last date for making nominations	23.10.2017
(iii)	Date for scrutiny of nominations	24.10.2017
(iv)	Last date for withdrawal of candidatures	26.10.2017
(v)	Date of Poll	09-11-2017
(vi)	Hours of Poll	8.00 AM to 5.00 PM
(vii)	Date of Counting of votes	18.12.2017
(viii)	Date before which the process of elections to be completed	20.12.2017
(c) Result of Elections:		
(i)	Population according to 2011 Census	68,64,602
(ii)	No. of Assembly Constituencies	68
(iii)	Electors (as on 23.10.2017)	50,25,941
(iv)	Polling Stations	7479+46=7525 (Including Five auxiliary polling stations one for Leprosy electors in 54-Kasuali(SC), three for Old Age Home in 18-Dharamshala, 21-L&S (ST), 64-Shimla Rural ACs and One for Vridhasharam Bhangrotu in 34-Balh (SC) AC)

(v) Nominations Vidhan Sabha :					
	Filed	Rejected	Total Valid Nominations	Withdrawn	Contesting
	443	63	380	42	338

(vi) Party-wise position of Contestants:

AIFB	AIMARD	BHJVP	BMP	BSP	BJP	CPI	CPM	INC	IND	JSP	LGP	RPS	RAM	SAKP	SP	SwP	NCP	NBED	Total
2	1	1	1	42	68	3	14	68	112	1	7	1	4	2	2	6	2	1	338
(vii) Party - wise position of elected members:																			
AIFB	AIMARD	BHJVP	BMP	BSP	BJP	CPI	CPM	INC	IND	JSP	LGP	RPS	RAM	SAKP	SP	SwP	NCP	NBED	Total
0	0	0	0	0	44	0	1	21	2	0	0	0	0	0	0	0	0	0	68

DETAIL OF RETURNING OFFICERS/ASSISTANT RETURNING OFFICERS APPOINTED BY ELECTION COMMISSION OF INDIA		
Sl. No. & Name of Assembly Constituency	Particulars of Returning Officers	Particulars of Assistant Returning Officers
1.	2	3
1.Churah (SC)	Sub Divisional Officer (Civil), Churah	1. Tehsildar, Churah 2. Tehsildar (Election), Chamba
2.Bharmour (ST)	Additional District Magistrate, Bharmour	1. Sub Divisional Officer (Civil), Pangti, 2. Tehsildar, Pangti, 3. Tehsildar, Bharmour, 4. Tehsildar (Election) Chamba.
3.Chamba	Sub Divisional Officer (Civil), Chamba	1. Tehsildar, Chamba, 2. Tehsildar (Election), Chamba.
4.Dalhousie	Sub Divisional Officer (Civil), Salooni	1. Tehsildar, Dalhousie 2. Tehsildar, Salooni 3. Tehsildar (Election), Chamba
5.Bhattiyat	Sub Divisional Officer (Civil), Bhattiyat at Chowari	1. Tehsildar, Bhattiyat at Chowari 2. Tehsildar (Election), Chamba
6.Nurpur	Sub Divisional Officer (Civil), Nurpur	1. Tehsildar, Nurpur 2. Tehsildar (Election), Dharamshala
7. Indora (SC)	Additional Commissioner, MC, Dharamshala	1. Tehsildar, Indora 2. Tehsildar, (Election), Dharamshala
8. Fatehpur	Sub Divisional Officer (Civil), Fatehpur	1. Tehsildar, Fatehpur 2. Tehsildar (Election), Dharamshala
9.Jawali	Sub Divisional Officer (Civil), Jawali	1. Tehsildar, Jawali 2. Tehsildar (Election), Dharamshala
10.Dehra	Sub Divisional Officer (Civil), Dehra	1. Tehsildar, Dehra 2. Tehsildar (Election), Dharamshala
11.Jaswanpragpur	Additional Registrar, Cooperative Societies, Dharamshala	1. Tehsildar, Jaswan 2. Tehsildar, Rakkar 3. Tehsildar (Election), Dharamshala
12.Jawalamukhi	Sub Divisional Officer (Civil), Jawalamukhi	1. Tehsildar, Jawalamukhi 2. Tehsildar, Khundia 3. Tehsildar (Election), Dharamshala
13. Jaisinghpur (SC)	Sub Divisional Officer (Civil), Jaisinghpur	1. Tehsildar, Jaisinghpur 2. Tehsildar (Election), Dharamshala
14.Sullah	Regional Transport Officer, Flying Squads, Dharamshala	1. Tehsildar, Palampur 2. Tehsildar (Election), Dharamshala
15 Nagrota	Sub Divisional Officer (Civil), Nagrota Bagwan	1. Tehsildar, Nagrota Bagwan 2. Tehsildar, Baroh 3. Tehsildar (Election), Dharamshala
16 Kangra	Sub Divisional Officer (Civil), Kangra	1. Tehsildar, Kangra 2. Tehsildar (Election), Dharamshala
17.Shahpur	Sub Divisional Officer (Civil), Shahpur	1. Tehsildar, Shahpur 2. Tehsildar (Election), Dharamshala
18.Dharamshala	Sub Divisional Officer (Civil), Dharamshala	1. Tehsildar, Dharamshala 2. Tehsildar (Election), Dharamshala
19. Palampur	Sub Divisional Officer (Civil), Palampur	1. Tehsildar, Palampur 2. Tehsildar (Election), Dharamshala

20. Baijnath (SC)	Sub Divisional Officer (Civil), Baijnath	1. Tehsildar, Baijnath 2. Tehsildar, Multhan 3. Tehsildar (Election), Dharamshala
21. Lahaul & Spiti (ST)	Sub Divisional Officer (Civil), Lahaul at Keylong	1. Sub. Divisional Officer (Civil), Udaipur 2. Sub. Divisional Officer (Civil), Kaza 3. Tehsildar, Lahaul at Keylong 4. Tehsildar, Spiti at Kaza 5. Tehsildar (Elections), Keylong
22. Manali	Sub Divisional Officer (Civil), Manali	1. Tehsildar, Manali 2. Tehsildar (Elections), Kullu
23. Kullu	Sub Divisional Officer (Civil), Kullu	1. Tehsildar, Kullu 2. Tehsildar, Bhunter 3. Tehsildar (Election), Kullu
24. Banjar	Sub Divisional Officer (Civil), Banjar	1. Tehsildar, Banjar 2. Tehsildar (Election), Kullu
25. Anni (SC)	Sub Divisional Officer (Civil), Anni	1. Tehsildar, Anni 2. Tehsildar, Nirmand 3. Tehsildar (Election), Kullu
26. Karsog (SC)	Sub Divisional Officer (Civil), Karsog	1. Tehsildar, Karsog 2. Tehsildar (Elections), Mandi
27. Sundernagar	Sub Divisional Officer (Civil), Sundernagar	1. Tehsildar, Sundernagar 2. Tehsildar, Nihri 3. Tehsildar (Elections), Mandi
28. Nachan (SC)	Sub Divisional Officer (Civil), Gohar	1. Tehsildar, Chachiot at Gohar 2. Tehsildar, Balh 3. Tehsildar (Elections), Mandi
29. Seraj	Sub Divisional Officer (Civil), Janjehli	1. Tehsildar, Thunag 2. Tehsildar Bali Chowki 3. Tehsildar (Elections), Mandi
30. Darang	Sub Divisional Officer (Civil), Padhar	1. Tehsildar, Padhar 2. Tehsildar, Aut 3. Tehsildar (Elections), Mandi
31. Jogindernagar	Sub Divisional Officer (Civil), Jogindernagar	1. Tehsildar, Joginderangar 2. Tehsildar, Lad Bharol 3. Tehsildar (Elections), Mandi
32. Dharampur	Sub Divisional Officer (Civil), Dharampur	1. Tehsildar, Sandhol 2. Tehsildar, Dharampur 3. Tehsildar, (Elections), Mandi
33. Mandi	Sub Divisional Officer (Civil), Sadar Mandi	1. Tehsildar, Sadar Mandi 2. Tehsildar, Kotli 3. Tehsildar (Elections), Mandi
34. Balh (SC)	Sub Divisional Officer (Civil), Balh	1. Tehsildar, Balh 2. Tehsildar (Elections), Mandi
35. Sarkaghat	Sub Divisional Officer (Civil), Sarkaghat	1. Tehsildar, Sarkaghat 2. Tehsildar, Baldwara 3. Tehsildar (Elections), Mandi
36. Bhoranj (SC)	Sub Divisional Officer (Civil), Bhoranj	1. Tehsildar, Bhoranj 2. Tehsildar (Elections), Hamirpur
37. Sujanpur	Sub Divisional Officer (Civil), Sujanpur	1. Tehsildar, Sujanpur 2. Tehsildar, (Elections), Hamirpur
38. Hamirpur	Sub Divisional Officer (Civil), Hamirpur	1. Tehsildar, Hamirpur 2. Tehsildar (Elections), Hamirpur
39. Barsar	Sub Divisional Officer (Civil), Barsar	1. Tehsildar, Barsar 2. Tehsildar (Elections), Hamirpur
40. Nadaun	Sub Divisional Officer (Civil), Nadaun	1. Tehsildar, Nadaun 2. Tehsildar (Elections), Hamirpur

41. Chintpurni (SC)	Sub-Divisional Officer(Civil), Amb	1. Tehsildar, Amb 2. Tehsildar (Election), Una
42. Gagret	Assistant Commissioner to Deputy Commissioner, Una	1. Tehsildar, Ghanari 2. Tehsildar (Election), Una
43. Haroli	Sub Divisional Officer (Civil), Haroli	1. Tehsildar, Haroli 2. Tehsildar (Election), Una
44. Una	Sub Divisional Officer (Civil), Una	1. Tehsildar, Una 2. Tehsildar (Election), Una
45. Kutlehar	Sub Divisional Officer (Civil), Bangana	1. Tehsildar, Bangana 2. Tehsildar (Election), Una
46. Jhanduta (SC)	Sub Divisional Officer (Civil), Jhanduta	1. Tehsildar, Jhandutta 2. Tehsildar (Elections), Bilaspur
47. Ghumarwin	Sub Divisional Officer (Civil), Ghumarwin	1. Tehsildar, Ghumarwin 2. Tehsildar (Elections), Bilaspur
48. Bilaspur	Sub Divisional Officer (Civil), Sadar Bilaspur	1. Tehsildar, Sadar Bilaspur 2. Tehsildar (Elections), Bilaspur
49. Sri Naina Deviji	Sub Divisional Officer (Civil), Sri Naina Deviji at Swarghat.	1. Tehsildar, Sri Naina Deviji at Swarghat. 2. Tehsildar (Elections), Bilaspur
50. Arki	Sub Divisional Officer (Civil), Arki	1. Tehsildar, Arki 2. Tehsildar (Elections), Solan
51. Nalagarh	Sub Divisional Officer (Civil), Nalagarh	1. Tehsildar, Nalagarh 2. Tehsildar (Elections), Solan
52. Doon	Joint Chief Executive Officer, BBN, Development Authority, Baddi.	1. Tehsildar, Baddi 2. Tehsildar (Elections), Solan
53. Solan (SC)	Sub Divisional Officer (Civil), Solan	1. Tehsildar, Solan 2. Tehsildar, Kandaghat 3. Tehsildar (Elections), Solan
54. Kasauli (SC)	Assistant Commissioner (Protocol), Parwanoo.	1. Tehsildar, Kasauli 2. Tehsildar, Solan 3. Tehsildar (Elections), Solan
55. Pachhad (SC)	Sub Divisional Officer (Civil), Rajgarh	1. Tehsildar, Rajgarh 2. Tehsildar, Pachhad 3. Tehsildar (Elections), Nahan
56. Nahan	Sub Divisional Officer (Civil), Nahan	1. Tehsildar, Nahan 2. Tehsildar Paonta Sahib 3. Tehsildar (Election), Nahan
57. Sri Renukaji (SC)	Sub Divisional Officer (Civil), Sangrah	1. Tehsildar Renukaji 2. Tehsildar, Paonta Sahib 3. Tehsildar (Election), Nahan
58. Paonta Sahib	Sub Divisional Officer (Civil), Paonta Sahib	1. Tehsildar, Paonta Shaib 2. Tehsildar (Election), Nahan
59. Shillai	Sub Divisional Officer (Civil), Shillai	1. Tehsildar, Shillai 2. Tehsildar, Kamrau 3. Tehsildar (Elections), Nahan
60. Chopal	Sub Divisional Officer (Civil), Chopal	1. Tehsildar, Chopal 2. Tehsildar, Kupvi 3. Tehsildar (Elections), Shimla
61. Theog	Sub Divisional Officer (Civil), Theog	1. Tehsildar, Theog 2. Tehsildar, Kumarsain 3. Tehsildar, (Elections), Shimla

62. Kasumpti	Assistant Commissioner to Deputy Commissioner, Shimla	<ol style="list-style-type: none"> 1. District Revenue Officer, Shimla 2. Tehsildar (Elections), Shimla
63. Shimla	Sub Divisional Officer (Civil), Shimla(Urban)	<ol style="list-style-type: none"> 1. Tehsildar, Shimla, (Urban) 2. Tehsildar (Elections) Shimla
64. Shimla Rural	Sub Divisional Officer (Civil), Shimla(Rural)	<ol style="list-style-type: none"> 1. Tehsildar, Shimla (Rural) 2. Tehsildar, Sunni 3. Tehsildar (Elections), Shimla
65. Jubbal-Kotkhair	Sub Divisional Officer (Civil), Kumarsain	<ol style="list-style-type: none"> 1. Tehsildar, Jubbal 2. Tehsildar, Kotkhair 3. Tehsildar (Elections), Shimla
66. Rampur (SC)	Sub Divisional Officer (Civil), Rampur	<ol style="list-style-type: none"> 1. Tehsildar, Rampur 2. Tehsildar (Elections), Shimla
67. Rohru (SC)	Sub Divisional Officer (Civil), Rohru	<ol style="list-style-type: none"> 1. Sub.Divisional Officer (Civil), Dodra Kwar 2. Tehsildar, Rohru 3. Tehsildar, Chirgaon 4. Tehsildar (Elections), Shimla
68. Kinnaur (ST)	Sub Divisional Officer (Civil), Kalpa at Reckongpeo	<ol style="list-style-type: none"> 1. Tehsildar, Kalpa 2. Tehsildar, Nichar 3. Tehsildar, Pooh 4. Tehsildar (Elections), Kinnaur at Reckongpeo

ASSEMBLY CONSTITUENCY-WISE LIST OF POLLING STATIONS & LOCATIONS				
District Name	No. & Name of Assembly Constituency		No. of Polling Stations	Polling Station Locations
1	2	3	4	5
CHAMBA	1	CHURAH (SC)	117	116
	2	BHARMOUR (ST)	142	140
	3	CHAMBA	118	116
	4	DALHOUSIE	108	105
	5	BHATTIYAT	116	110
District Total			601	587
KANGRA	6	NURPUR	110	93
	7	INDORA (SC)	104	89
	8	FATEHPUR	104	88
	9	JAWALI	115	89
	10	DEHRA	98	82
	11	JASWAN-PRAGPUR	106	103
	12	JAWALAMUKHI	92	80
	13	JAISINGHPUR (SC)	111	95
	14	SULLAH	130	114
	15	NAGROTA	105	87
	16	KANGRA	96	79
	17	SHAHPUR	111	98
	18	DHARAMSHALA	84	67
	19	PALAMPUR	87	72
20	BAIJNATH (SC)	106	89	
District Total			1559	1325
LAHAUL & SPITI	21	LAHAUL & SPITI (ST)	93	92
District Total			93	92
KULLU	22	MANALI	100	100
	23	KULLU	145	145
	24	BANJAR	139	139
	25	ANNI (SC)	136	136
District Total			520	520
MANDI	26	KARSOG (SC)	103	97
	27	SUNDERNAGAR	101	97
	28	NACHAN (SC)	103	96
	29	SERAJ	126	126
	30	DARANG	122	122
	31	JOGINDERNAGAR	127	117
	32	DHARAMPUR	100	94
	33	MANDI	104	92
	34	BALH (SC)	99	85
	35	SARKAGHAT	107	92
District Total			1092	1018

HAMIRPUR	36	BHORANJ (SC)	99	73
	37	SUJANPUR	103	87
	38	HAMIRPUR	93	70
	39	BARSAR	110	97
	40	NADAUN	120	102
District Total			525	429
UNA	41	CHINTPURNI (SC)	101	86
	42	GAGRET	90	66
	43	HAROLI	105	71
	44	UNA	97	62
	45	KUTLEHAR	116	101
District Total			509	386
BILASPUR	46	JHANDUTA (SC)	100	93
	47	GHUMARWIN	100	86
	48	BILASPUR	99	89
	49	SRI NAINA DEVIJI	95	82
District Total			394	360
SOLAN	50	ARKI	130	130
	51	NALAGARH	100	90
	52	DOON	90	84
	53	SOLAN (SC)	124	121
	54	KASAULI (SC)	94	92
District Total			538	517
SIRMOUR	55	PACHHAD (SC)	110	108
	56	NAHAN	114	108
	57	SRI RENUKAJI (SC)	123	122
	58	PAONTA SAHIB	96	81
	59	SHILLAI	97	96
District Total			540	515
SHIMLA	60	CHOPAL	141	141
	61	THEOG	161	158
	62	KASUMPTI	107	90
	63	SHIMLA	91	63
	64	SHIMLA RURAL	131	115
	65	JUBBAL-KOTKHAI	127	121
	66	RAMPUR (SC)	150	142
	67	ROHRU (SC)	121	120
District Total			1029	950
KINNAUR	68	KINNAUR (ST)	125	121
District Total			125	121
State Total			7525	6820

Chart depicting total polling stations and locations in the State.

ASSEMBLY CONSTITUENCY-WISE NUMBER OF CRITICAL, VULNERABLE AND ORDINARY POLLING STATIONS IN THE STATE

District Name	Assembly Constituency		Total Polling Stations			
	No	Name	Ordinary	Critical	Vulnerable	Total
1	2	3	4	5	6	7
CHAMBA	1	CHURAH (SC)	100	6	11	117
	2	BHARMOUR (ST)	120	0	22	142
	3	CHAMBA	84	1	33	118
	4	DALHOUSIE	79	14	15	108
	5	BHATTIYAT	98	2	16	116
District Total			481	23	97	601
KANGRA	6	NURPUR	66	7	37	110
	7	INDORA (SC)	53	20	31	104
	8	FATEHPUR	69	15	20	104
	9	JAWALI	69	19	27	115
	10	DEHRA	65	9	24	98
	11	JASWAN-PRAGPUR	78	8	20	106
	12	JAWALAMUKHI	61	6	25	92
	13	JAISINGHPUR (SC)	82	7	22	111
	14	SULLAH	114	6	10	130
	15	NAGROTA	86	11	8	105
	16	KANGRA	73	10	13	96
	17	SHAHPUR	93	5	13	111
	18	DHARAMSHALA	70	2	12	84
	19	PALAMPUR	69	7	11	87
20	BAIJNATH (SC)	54	28	24	106	
District Total			1102	160	297	1559
LAHAUL & SPITI	21	LAHAUL & SPITI (ST)	81	0	12	93
District Total			81	0	12	93
KULLU	22	MANALI	86	4	10	100
	23	KULLU	125	4	16	145
	24	BANJAR	124	6	9	139
	25	ANNI (SC)	115	3	18	136
District Total			450	17	53	520
MANDI	26	KARSOG (SC)	93	1	9	103
	27	SUNDERNAGAR	72	3	26	101
	28	NACHAN (SC)	85	3	15	103
	29	SERAJ	109	7	10	126
	30	DARANG	108	4	10	122
	31	JOGINDERNAGAR	102	0	25	127
	32	DHARAMPUR	86	8	6	100
	33	MANDI	91	2	11	104
	34	BALH (SC)	86	3	11	99

A Statistical Report on General Election to Himachal Pradesh Vidhan Sabha, 2017

	35	SARKAGHAT	94	3	10	107
District Total			925	34	133	1092
HAMIRPUR	36	BHORANJ (SC)	90	2	7	99
	37	SUJANPUR	86	0	17	103
	38	HAMIRPUR	85	0	8	93
	39	BARSAR	103	0	7	110
	40	NADAUN	95	3	22	120
District Total			459	5	61	525
UNA	41	CHINTPURNI (SC)	76	7	18	99
	42	GAGRET	47	10	33	103
	43	HAROLI	74	8	23	93
	44	UNA	52	17	28	110
	45	KUTLEHAR	94	9	13	120
District Total			343	51	115	525
BILASPUR	46	JHANDUTA (SC)	97	0	3	100
	47	GHUMARWIN	96	0	4	100
	48	BILASPUR	96	0	3	99
	49	SRI NAINA DEVIJI	81	9	5	95
District Total			370	9	15	394
SOLAN	50	ARKI	97	4	29	130
	51	NALAGARH	77	13	10	100
	52	DOON	67	5	18	90
	53	SOLAN (SC)	109	5	10	124
	54	KASAULI (SC)	81	3	10	94
District Total			431	30	77	538
SIRMOUR	55	PACHHAD (SC)	102	0	8	110
	56	NAHAN	88	15	11	114
	57	SRI RENUKAJI (SC)	108	4	11	123
	58	PAONTA SAHIB	34	19	43	96
	59	SHILLAI	87	4	6	97
District Total			419	42	79	540
SHIMLA	60	CHOPAL	123	8	10	141
	61	THEOG	159	0	2	161
	62	KASUMPTI	100	0	7	176
	63	SHIMLA	88	0	3	91
	64	SHIMLA RURAL	130	0	1	131
	65	JUBBAL-KOTKHAI	116	3	8	127
	66	RAMPUR (SC)	40	6	4	150
	67	ROHRU (SC)	113	1	7	121
District Total			969	18	42	1029
KINNAUR	68	KINNAUR (ST)	113	10	2	125
District Total			113	10	2	125
State Total			6143	399	983	7525


Assembly Constituency wise detail of distance to be covered by the polling parties to reach the polling stations

No.	Name of AC	Total No. of Polling Stations	No. of Polling Stations for which distance to be covered on foot by polling party from road head is :						
			On road head	Upto 500Mts	500 MTS to 3 KMs	Betw een 3 to 5 KMs	Betw een 5 to 7 Km	Betw een 7 to 10 Kms	Above 10 Kms and so on
1	2	3	4	5	6	7	8	9	10
CHAMBA									
1	CHURAH (SC)	117	19	20	49	15	12	1	1
2	BHARMOUR (ST)	142	35	22	39	29	8	9	0
3	CHAMBA	118	47	21	37	13	0	0	0
4	DALHOUSIE	108	50	12	31	9	4	1	1
5	BHATTIYAT	116	58	27	16	7	5	2	1
District Total		601	209	102	172	73	29	13	3
KANGRA									
6	NURPUR	110	100	5	5	0	0	0	0
7	INDORA (SC)	104	93	6	5	0	0	0	0
8	FATEHPUR	104	50	25	29	0	0	0	0
9	JAWALI	115	57	33	24	1	0	0	0
10	DEHRA	98	69	17	12	0	0	0	0
11	JASWAN-PRAGPUR	106	76	14	16	0	0	0	0
12	JAWALAMUKHI	92	77	3	10	2	0	0	0
13	JAISINGHPUR (SC)	111	98	8	4	1	0	0	0
14	SULLAH	130	116	13	1	0	0	0	0
15	NAGROTA	105	81	5	19	0	0	0	0
16	KANGRA	96	71	14	11	0	0	0	0
17	SHAHPUR	111	91	16	4	0	0	0	0
18	DHARAMSHALA	84	81	2	0	1	0	0	0
19	PALAMPUR	87	86	0	1	0	0	0	0
20	BAIJNATH (SC)	106	63	33	8	2	0	0	0
District Total		1559	1209	194	149	7	0	0	0
LAHAUL & SPITI									
21	LAHAUL & SPITI (ST)	93	58	32	3	0	0	0	0
District Total		93	58	32	3	0	0	0	0
KULLU									
22	MANALI	100	68	16	15	1	0	0	0
23	KULLU	145	92	9	30	10	0	4	0
24	BANJAR	139	103	5	9	10	5	6	1
25	ANNI (SC)	136	113	7	13	3	0	0	0
District Total		520	376	37	67	24	5	10	1
MANDI									
26	KARSOG (SC)	103	71	17	12	3	0	0	0
27	SUNDERNAGAR	101	60	21	16	1	1	2	0
28	NACHAN (SC)	103	73	16	10	4	0	0	0

A Statistical Report on General Election to Himachal Pradesh Vidhan Sabha, 2017

29	SERAJ	126	64	20	36	6	0	0	0
30	DARANG	122	114	0	5	3	0	0	0
31	JOGINDERNAGAR	127	117	9	1	0	0	0	0
32	DHARAMPUR	100	78	17	5	0	0	0	0
33	MANDI	104	85	16	3	0	0	0	0
34	BALH (SC)	99	84	14	1	0	0	0	0
35	SARKAGHAT	107	64	42	1	0	0	0	0
District Total		1092	810	172	90	17	1	2	0
HAMIRPUR									
36	BHORANJ (SC)	99	88	0	11	0	0	0	0
37	SUJANPUR	103	77	22	3	1	0	0	0
38	HAMIRPUR	93	35	57	1	0	0	0	0
39	BAR SAR	110	91	16	3	0	0	0	0
40	NADAUN	120	80	23	17	0	0	0	0
District Total		525	371	118	35	1	0	0	0
UNA									
41	CHINTPURNI (SC)	101	42	15	44	0	0	0	0
42	GAGRET	90	66	24	0	0	0	0	0
43	HAROLI	105	92	13	0	0	0	0	0
44	UNA	97	97	0	0	0	0	0	0
45	KUTLEHAR	116	110	6	0	0	0	0	0
District Total		509	407	58	44	0	0	0	0
BILASPUR									
46	JHANDUTA (SC)	100	76	21	3	0	0	0	0
47	GHUMARWIN	100	72	27	1	0	0	0	0
48	BILASPUR	99	56	39	4	0	0	0	0
49	SRI NAINA DEVIJI	95	41	45	9	0	0	0	0
District Total		394	245	132	17	0	0	0	0
SOLAN									
50	ARKI	130	60	59	11	0	0	0	0
51	NALAGARH	100	97	3	0	0	0	0	0
52	DOON	90	88	2	0	0	0	0	0
53	SOLAN (SC)	124	111	11	2	0	0	0	0
54	KASAULI (SC)	94	77	5	12	0	0	0	0
District Total		538	433	80	25	0	0	0	0
SIRMOUR									
55	PACHHAD (SC)	110	104	2	3	1	0	0	0
56	NAHAN	114	65	9	32	8	0	0	0
57	SRI RENUKAJI (SC)	123	76	2	38	6	1	0	0
58	PAONTA SAHIB	96	70	8	17	0	1	0	0
59	SHILLAI	97	7	11	78	0	1	0	0
District Total		540	322	32	168	15	3	0	0
Shimla									
60	CHOPAL	141	52	49	26	11	2	1	0
61	THEOG	161	114	46	1	0	0	0	0
62	KASUMPTI	107	23	79	5	0	0	0	0
63	SHIMLA	91	85	6	0	0	0	0	0
64	SHIMLA RURAL	131	36	86	3	3	0	2	1

65	JUBBAL-KOTKHAI	127	72	50	3	2	0	0	0
66	RAMPUR (SC)	150	138	10	0	1	0	1	0
67	ROHRU (SC)	121	91	19	8	2	0	1	0
District Total		1029	611	345	46	19	2	5	1
KINNAUR									
68	KINNAUR (ST)	125	69	27	23	3	2	0	1
		125	69	27	23	3	2	0	1
Grand Total		7525	5120	1329	839	159	42	30	6



DISTRICT WISE BREAK-UP OF POLLING STATIONS											
No. & Name of District	Total No. of Polling Station				No.of Polling Stations for which distance to be covered on foot by polling party from road head is :						
	Ordinary	vulnerable	Critical	Total	On Road Head	Upto 500 Mtrs	500 Mtrs to 3 Kms	3 to 5 Kms	5 to 7 Kms	7 to 10 Kms	Above 10KMs
1	2	3	4	5	6	7	8	9	10	11	12
1-Chamba	481	97	23	601	209	102	172	73	29	13	3
2-Kangra	1102	297	160	1559	1209	194	149	7	0	0	0
3- Lahaul-Spiti	81	12	0	93	58	32	3	0	0	0	0
4- Kullu	450	53	17	520	376	37	67	24	5	10	1
5- Mandi	925	133	34	1092	810	172	90	17	1	2	0
6-Hamirpur	459	61	5	525	371	118	35	1	0	0	0
7-Una	343	115	51	509	407	58	44	0	0	0	0
8-Bilaspur	370	15	9	394	245	132	17	0	0	0	0
9-Solan	431	77	30	538	433	80	25	0	0	0	0
10-Sirmour	419	79	42	540	322	32	168	15	3	0	0
11-Shimla	969	42	18	1029	611	345	46	19	2	5	1
12-Kinnaur	113	2	10	125	69	27	23	3	2	0	1
Total	6143	983	399	7525	5120	1329	839	159	42	30	6

ASSEMBLY CONSTITUENCY-WISE INFORMATION REGARDING MAXIMUM/MINIMUM ELECTORS ASSIGNED TO POLLING STATIONS & OTHER MISCELLANEOUS INFORMATION

No. & Name of A/C	Maximum Electors		Minimum Electors		Name of Polling Station to which maximum distance on foot has to be covered by Polling Party			Name of Polling Station with minimum Heights (in feet)			Name of Polling Station with maximum Heights (in feet)		
	No. & name of Polling Station	Elector s	No. & name of Polling Station	Elector s	Polling Station Name	Elector s	Actual distance in KMs	Polling Station Name	Elector s	Height	Polling Station Name	Elector s	Height
1	2	3	4	5	6	7	8	9	10	11	12	13	14
District Chamba													
1-CHURAH(SC)	34-Kuthehad (Khusmagri)	1142	79-DPPSaloh	103	63-Delra	822	12KM	106-Kiyani-1	475	780 ft	39-Tepa	656	12000 ft
2-BHARMOUR(ST)	72-Gelra	1189	136-Kihur	85	25-Chask Bhatori	95	10KM	62-Mehla	1060	5016 ft	25-Chask Bhatori	95	11709 ft
3-CHAMBA	33-Kolka	1153	5-Kakela	162	82-Sara	194	5 KM	13-Udaipur-II	686	1604 ft	82-Sara	194	3238 ft
4-DALHOUSIE	11-Sarog	1171	68-Taleru	25	58-Jurahan	415	12 Kms	51-Talori	1070	700 ft	97-Bakrota	738	7300 ft
5-BHATTIYAT	25-Kasba Ghatasni	1150	69-Chakki	124	69-Chakki	124	13 KM	58-Ghatasni	482	2638 ft	41-Rakhed	221	7936 ft
District Kangra													
6-NURPUR	79-Chhatroli	1204	19-Kalangan	77	19-Kalangan	77	2 KM	84-Kandwal-2	875	1325 ft	18-Samlet	142	2375 ft
7-INDORA(SC)	25-Kandroni-1	1260	1-Beli Manhanata	258	15-Samun	316	1.5 KM	73-Dhamota	591	980 ft	56-Dinni Larth	821	1394 ft
8-FATEHPUR	2-Talara	1246	98-Sath Kuthera	96	2-Talara	1246	1 KM	68-Beli Ludhyaracha	691	914 ft	91-Aghar	622	2100 ft
9-JAWALI	108-Sugnara	1228	8-Dhar	174	8-Dhar	174	4 KM	109-Har	255	1000 ft	8-Dhar	174	4400 ft
10-DEHRA	10-Ludret	1170	82-Behan	281	67-Chaplah	895	1 KM	10-Ludret	1170	1365 ft	1-Masroor	978	2556 ft
11-JASWAN+PRAGPUR	103-Landiyada	1157	38-Jadaman, Chamba Khas	78-268	13-Malot	491	2 KM	1-Sansarpur Terrace	794	1312 ft	51-Swana-1	990	2461 ft
12-JAWALAMUKHI	51-Pthri	1206	14-Bangal	120	52-Toru	482	4 KM	68-Jakhota	1204	1542 ft	22-Paplother	638	2461 ft
13-JAISINGHPUR(SC)	94-Jaisinghpur-1	1211	26-Gharchundi	160	26-Gharchundi	160	5 KM	111-Mailla	694	2608 ft	28-Ashapuri	254	4180 ft
14-SULLAH	37-Mainjha Nichla	1160	7-Khateen	185	13-Gagal	480	2.5Kms	70-Sinol	631	2030 ft	44-Maranada-2	714	3896 ft
15-NAGROTA	40-Nagrota-4	1227	92-Toru Khawa	210	78-Sarani	211	1.5 KM	100-Busal	1044	1450 ft	93-SaruiUperla	552	3900 ft
16-KANGRA	15-Kachhiani-2	1242	79-Talla	302	77-Bari Behi	563	1 Km	80-Jalari-1	1077	1778 ft	8-Kohala-1	868	2657 ft
17-SHAHPUR	67-Prei	1200	78-Kalaru	78	20-Manoh	303	5 KM	78-Kalaru	78	2145 ft	6-Kanol	704	5364 ft
18-DHARAMSHALA	61-Sidhbari	1315	23A-Dari-3	18	1-Dharankot	830	5 KM	48-Bhadwal	550	3120 ft	1-Dharankot	830	6200 ft
19-PALAMPUR	57-Banuri-3	1211	77-Odar	171	15-Darati	811	2 KM	68-Bodhal	854	2877 ft	23-Sukedi	485	5019 ft
20-BAUNATH(SC)	20-Bhetjhikali	1173	99A-Bara Bhangal	59	87-Kutharthathi	328	4 Km	57-Paleta	274	1760 ft	99-BaraBangal	50	8287.5 ft

No. & Name of A/C	Maximum Electors		Minimum Electors		Name of Polling Station to which maximum distance on foot has to be covered by Polling Party			Name of Polling Station with minimum Heights (In feet)			Name of Polling Station with maximum Heights (In feet)		
	No. & name of Polling Station	Electors	No. & name of Polling Station	Electors	Polling Station Name	Electors	Actual distance in KMs	Polling Station Name	Electors	Height	Polling Station Name	Electors	Height
1	2	3	4	5	6	7	8	9	10	11	12	13	14
District Lahaul & Spiti													
21-LAHAUL & SPITI(ST)	76-Kaza	726	73A-Kee	22	3-Kurched	55	3 KM	2-Tindi	577	8767 ft	74-Hikkim	194	14567 ft
District Kullu													
22-MANALI	22-Manali Gaon	1206	98-Tandla	177	90-Khalara	482	5 Km	100-Seobag	948	4250 ft	58-Kukri	513	9962 ft
23-KULLU	81-Shrad	1206	5-Samalng	117	144-Grahan	261	10 Km	99-Jarad	485	3619 ft	116-Malana	843	8669 ft
24-BANJAR	7-Lower Bajoura	1074	56-Shakti	84	56-Shakti	84	18KM	73-Lajji	585	3500 ft	63-Shakti	84	8700 ft
25-ANNI(SC)	131-Nirman-I	1181	74-Gothana	98	115-Shahgai	214	4.5KM	59-Luhari	509	1800 ft	115-Shahgai	214	8500 ft
District Mandi													
26-KARSOG(SC)	102-Sarahan-I	1141	46-Magan	91	45-Manju	121	5 KM	38-Tatapani	793	2700 ft	94-Mahog	938	7000 ft
27-SUNDERNAGAR	71-Balag	1211	68-Jarhu	82	65-Panjolith	421	9 KM	50-Dehar	1025	1600 ft	71-Balag	1211	6500 ft
28-NACHAN(SC)	32-Bharjwami	1261	68-Saryach	184	68-Saryach	184	5 KM	25-Kanaid	1161	2600 ft	65-Devidarh	687	7800 ft
29-SERAJ	8-Tikka	1184	19-Drunoo	116	119-Kholanal	519	4 KM	1-Bakthi	490	2900 ft	44-Chet	649	8900 ft
30-DARANG	122-Jhiri	1211	34-Satnog	128	5-Rulang	294	4 KM	68-Bhinali	802	2400 ft	5-Rulang	294	9000 ft
31-JOGINDERNAGAR	51-Kamehar	1156	94-Jogindernagar-II	299	11-Bhalyandra	502	1 KM	34-Dol	592	2049 ft	117-Sari	341	6200 ft
32-DHARAMPUR	8-Lasrana	1214	90-Kounsul	270	24-Bag	437	1.5 KM	83-Dharampur	855	2100 ft	24-Bag	437	2500 ft
33-MANDI	70-Suhara-II	1200	53-Kot	212	58-Bhald	305	1 KM	61-Khaliar-I	641	2300 ft	96-DPF Janjohi	407	5100 ft
34-BALH(SC)	59-Bhangroin-I	1097	59A-Bhangroin	18	4-Serla Khabu	514	1 KM	72-Tawan-I	521	2400 ft	11-Sarkidhar	698	3500 ft
35-SARKAGHAT	66-Gelira	1161	59-Gobharta	255	107-Chowki	359	600 Mtr	86-Batin	1075	2500 ft	59-Gobharta	255	7300 ft
District Hamirpur													
36-BHORANJ(SC)	64-Bhareni-I	1128	6-Bhuana	171	59-Lajhiani	956	1 km	79-Jahu khurd	611	2372.5ft	4-Panjot	822	3724.5 ft
37-SUJANPUR	11-Doli	1135	47-Naglambar	104	47-Naglambar	104	3.3 Kms	18-Beri	840	1751.97ft	24-Chhamb	241	4527 ft
38-HAMIRPUR	51-Swihal	1134	16-Ann Khurd	285	38-Phernol	882	0.5 KM	7-Nalti	990	655 ft	64-Baloh	1023	973 ft
39-BARSAR	25-Bhota	1171	58-Balh Dhadwalian	93	7-Karsai	1039	1.5 KM	92-Dakhyoda	505	1738 ft	87-Baroti	563	3264 ft
40-NADAUN	65-Hathol Khas	1145	64-Basara-I-II	302	65-Hathol Khas	1145	2 KM	6-Bhadrol-I 7-Bhadrol-II	667 659	1703 ft	102-Mansai	509	3116 ft

No. & Name of A/C	Maximum Electors		Minimum Electors		Name of Polling Station to which maximum distance on foot has to be covered by Polling Party		Name of Polling Station with minimum Heights (in feet)		Name of Polling Station with maximum Heights (in feet)				
	No. & name of Polling Station	Elector s	No. & name of Polling Station	Elector s	Polling Station Name	Elector s	Actual distance in KMs	Polling Station Name	Elector s	Height	Polling Station Name	Elector s	Height
1	2	3	4	5	6	7	8	9	10	11	12	13	14
District Una													
41-CHINTPURNI(SC)	61-Ripoh Misran	1179	58-Suri-I	307	5-Beliran 44-Maiter	472 385	1 KM 1 KM	82-Dhussara-2	848	984ft	15-Kotli	809	2673.2ft
42-GAGRET	66-Andora-3	1218	38-Tundkhari	361	38-Tundkhari	361	500mtrs	66-Andora-3	1218	1415 ft	15-Abheypur	665	2010 ft
43-HAROLI	80-Nangal Kalan	1246	86-Dulehar	314	1-Nagnoli, 2-Nagnoli	569 826	100 Mtrs 100 Mtrs	24-Ghatuwal	985	328ft	62-polian Beet	471	3116ft
44-UNA	95-Santokgarh-I	1295	72-Fatehwal	222	0	0	0	043-Behdala	933	1211 ft	89-saroli	1000	1289 ft
45-KUTLEHAR	48-Basal-	1172	97-Kot	234	113-Banjul	267	1 Km	48-Basal	1172	870 ft	77-Chulhari	395	3896 ft
District Bilaspur													
46-JHANDUTA(SC)	42-Nihan	1185	94-Kohina	123	70-Kharli	298	1.50 KM	90-Belma-Jattan	857	1748 ft	73-Buhar	503	3333 ft
47-GHUMARWIN	64-Patta	1218	22-Barota	289	78-Dughli	346	1 KM	92-Bhujwari	890	1686 ft	79-Mehran	663	3562 ft
48-BILASPUR	5-Balranota	1201	79-Changer-II	198	5-Bah Ranouta	1191	1 Km	81-Townhall	1148	1708 ft	88-Bandla	1018	4368 ft
49-SRI NAINA DEVIJI	38-Ratt	1186	26-Palag	210	64-Nakrana	638	2 KM	78-Majani	1097	1056 ft	30-Tepra	306	5428 ft
District Solan													
50-ARKI	11-Sevra Chand	1195	10-Pajina	173	50/16-Salore	192	2 KM	50/117-Jayalang	840	2323 ft	50/65-Pambad	381	6204 ft
51-NALAGARH	26-Palli	1203	78-Mandyampur	271	51/30-Gunaha	485	0.5 KM	51/92-Rampur	832	998 ft	51/10-Nand	875	3808 ft
52-DOON	77-Billanwali Labana-I	1223	47-Belmebndi	233	52/4-borti Brahma & 52/38-Nichla Palech	578 375	0.5 KM	52/58- Beghbania (Nalka)	953	1521 ft	52/15-Hara Mehta	714	5673 ft
53-SOLAN(SC)	72-Gurkul Internation Public School	1390	3-Jagha	189	20-Kotli	651	1.5 KM	49-Gaura	347	4537 ft	46-Chatl	739	6657 ft
54-KASAUJI(SC)	49-Baroti-3	1213	31A-Dhrampur-I	16	82-Kathari	585	1.5 KM	53/47-Baroti-I	395	3050 ft	53/59-Kasauli-I	389	6607 ft

No. & Name of A/C	Maximum Electors		Minimum Electors		Name of Polling Station to which maximum distance on foot has to be covered by Polling Party			Name of Polling Station with minimum Heights (In feet)			Name of Polling Station with maximum Heights (In feet)			
	No. & name of Polling Station	Elector s	No. & name of Polling Station	Elector s	Polling Station Name	Elector s	Actual distance in KMs	Polling Station Name	Elector s	Height	Polling Station Name	Elector s	Height	
1		2	3	4	5	6	7	8	9	10	11	12	13	14
District Sirmour														
55-PACHHAD(SC)	70-Narag	1184	94-Kathar	170	27-Shiamoo	220	4 KM	92-Mehal Preet Nagar	173	2500 ft	3-Matal Bakhog	539	7200 ft	
56-NAHAN	53-Nahan (Balmiki Basti)	1327	16-Gaunt	108	5-Bohari	171	5 KM	70-Ogli	733	1115 ft	17-Banethi	785	4314 ft	
57-SRI RENUKAJ(SC)	1-Nohra-I	1129	109-Oan Khadri	140	24-Siyun	271	6 KM	115-Kudla-Kharak	431	1932 ft	34-Khadahan	552	8170 ft	
58-PAONTA SAHIB	34-Ponta Shamshepur-II	1356	42A-Paonta(Devinagar-3)	175	72-Kulhina	197	6 KM	20-Belhal	756	1194 ft	83-Tonru	771	4049 ft	
59-SHILLAI	16-Rast	1229	85-Shawga-II	187	68-Korga	943	7KMs	70-Chandni	708	1936 ft	11-Hallahian	790	6286 ft	
District Shimla														
60-CHOPAL	60/56-Deot	1147	101-Reesthi	81	60/125-Bohar	1050	8 KM	60/87-Nerwal, 60/88-	721	1000 ft	60/84-Auli	81	8000 ft	
61-THEOG	61/92-Shilagarol	979	61/71-Kiara	129	61/104-Bhogra	486	2 KM	6-Teshan	467	2178FT	61/57-Narkanda	356	8967 ft	
62-KASUMPTI	62/55-Chhakhdayal	1106	62/95-Shalot	147	62/14-Kiar	921	2.5 Kms	62/19-Gumma	581	5610 ft	62/26-Bani	345	8382 ft	
63-SHIMLA	63/66-Khalini	959	63/2-Summerhill	163	63/31-Lower Lakkhar Bazar	596	500 Mtrs	63/20-Upper Arndale	688	6110 ft	63/39-Jakhu	576	7200 ft	
64-SHIMLA RURAL	64/101-Jatog	1288	21A-Old Age Home Bassantpur	45	64/32-Saraiya	116	12 kms	64/26-Malgi	400	2112 ft	64/111-Boileanganj-1, 64/112-Boileanganj-2	458	6593 ft	
65-JUBBAL-KOTKHAI	65/100-Jharag	1222	65/31-Chhol	125	65/113-Kawalta	158	5 KM	127-Pandramu	208	2700 ft	65/3-Adhaila	920	8500 ft	
66-RAMPUR(SC)	74-Shingla	1072	120-Kandri	81	149-Kasha	536	10 KM	47-Dutnagar	1023	2500 ft	121-Nanti	219	8500ft	
67-ROHRU(SC)	67/98-Khashdhar	1196	67/112-Mayala	100	67/121-Pandar	104	10 KM	67/12-Sandaur	133	4900 ft	67/121-Pandar	107	9200 ft	
District Kinnaur														
68-KINNAUR(ST)	3- Chango	939	6-Kaa	17	94-Panvi	556	12 KMS	117-Nigulsari	314	4000 ft	3-Chango	939	8736 ft	
For State	72- Solan Ward No. 3/3/53-Solan (SC) AC	1390	31A-Dhrampur-I/54 Kasauli (SC) AC	16	56-Shakti, 24-Banjhar AC	84	18Kms	24-Chaluwal, 43-Haroli A.C.	985	328ft	72- Hikkim (21-L& S A/C)	194	14567 ft	

ASSEMBLY CONSTITUENCY WISE VOTES POLLED DURING VIDHAN SABHA ELECTION-2017														
No. & Name of Assembly Constituency	Total Votes polled						Total Valid Votes						Rejected Votes	NOTA
	At Polling Stations through EVMs			Postal Ballot Paper	Total			At Polling Stations through EVMs			Postal Ballot Paper	Total		
	Male	Female	Third Gender		Male	Female	Third Gender	Male	Female	Third Gender				
1-Churah (SC)	25952	26071	0	52023	1076	53099	25701	25819	0	51520	989	52509	85	505
2-Bhamtौर (ST)	26679	24710	0	51389	537	51926	26304	24362	0	50666	497	51163	40	723
3-Chamba	26821	26435	0	53256	1098	54354	26483	26101	0	52584	999	53583	97	674
4-Dalhousie	24075	24761	0	48836	858	49694	23795	24472	0	48267	832	49099	26	569
5-Bhattiyat	24698	27169	0	51867	1451	53318	24387	26826	0	51213	1249	52462	201	655
6-Nurpur	30758	32528	0	63286	894	64180	30539	32297	0	62836	748	63584	142	454
7-Indora (SC)	29471	29679	0	59150	795	59945	29141	29346	0	58487	703	59190	87	668
8-Fatehpur	26412	31069	0	57481	1184	58665	26263	30893	0	57156	956	58112	224	329
9-Jawal	30217	36051	0	66268	1459	67727	29981	35770	0	65751	1165	66916	293	518
10-Dehta	24303	29406	0	53709	1149	54858	23895	28912	0	52807	904	53711	244	903
11-Jaswan-Pragpur	23133	26984	0	50117	913	51030	22975	26800	0	49775	807	50582	106	342
12-Jawalamukhi	23526	29360	0	52886	835	53721	23340	29128	0	52468	812	53280	22	419
13-Jaishinpur (SC)														
	21159	28263	0	49422	1178	50600	21055	28125	0	49180	733	49913	441	246
14-Sullah	30236	37926	0	68162	1414	69576	29991	37619	0	67610	1159	68769	252	555
15-Nagrota	29510	33844	0	63354	1180	64534	29256	33553	0	62809	997	63806	181	547
16-Kangra	26931	30732	0	57663	891	58554	26625	30383	0	57008	802	57810	88	666
17-Shahpur	27906	31448	0	59354	948	60302	27432	30914	0	58346	783	59129	163	1010
18-Dharamshala	27407	28894	0	56301	860	57161	27151	28625	0	55776	712	56488	148	525
19-Palampur	23201	26611	0	49812	1070	50882	22999	26379	0	49378	795	50173	274	435

No. & Name of Assembly Constituency	Total Votes polled						Total Valid Votes						Rejected Votes	NOTA
	At Polling Stations through EVMs			Postal Ballot			At Polling Stations through EVMs			Postal Ballot				
20-Bajjnath (SC)	23321	28716	0	52037	1119	53156	23064	28400	0	51464	912	52376	203	577
21-Lahual & Spiti (ST)	8538	8339	0	16877	168	17045	8503	8305	0	16808	121	16929	46	70
22-Manali	27044	25630	0	52674	515	53189	26879	25473	0	52352	444	52796	70	323
23-Kullu	31530	30202	0	61732	697	62429	31323	30004	0	61327	693	62020	2	407
24-Banjar	27407	25697	0	53104	947	54051	27054	25366	0	52420	889	53309	58	684
25-Anni (SC)	30745	28830	0	59575	1216	60791	30259	26375	0	58634	1205	59839	9	943
26-Karsog (SC)	26478	24202	0	50680	866	51546	26128	23882	0	50010	765	50775	97	674
27-Sundemagar	27691	28705	0	56396	985	57381	27297	28296	0	55593	858	56451	123	807
28-Nachan (SC)	29447	31034	0	60481	1412	61893	29219	30794	0	60013	1203	61216	206	471
29-Seraj	32159	30181	0	62340	888	63228	31964	29998	0	61962	780	62742	108	378
30-Darang	31691	32436	0	64127	1359	65486	31490	32230	0	63720	1176	64896	183	407
31-Jogindemagar	27968	36964	0	64932	1921	66853	27468	36303	0	63771	1651	65422	269	1162
32-Dharampur	20885	26221	0	47106	1714	48820	20740	26040	0	46780	1313	48093	394	333
33-Mandi	24793	27606	0	52399	1558	53957	24521	27304	0	51825	1421	53246	131	580
34-Balh (SC)	26862	29798	0	56660	1417	58077	26674	29389	0	56263	1053	57316	388	403
35-Sarkaghat	24679	30954	0	55633	1637	57270	24502	30732	0	55234	1518	56752	115	403
36-Bhoranj (SC)	21350	27875	0	49225	1400	50625	21196	27674	0	48870	1215	50085	178	362
37-Sujanpur	21543	28036	0	49579	1521	51100	21333	27763	0	49096	1118	50214	401	485
38-Hamirpur	21556	26025	0	47581	1227	48808	21212	25609	0	46821	983	47804	745	259
39-Barsar	24113	31627	0	55740	1580	57320	23915	31367	0	55282	1237	56519	337	464
40-Nadaun	27207	34236	0	61443	1499	62942	27115	34120	0	61235	1256	62491	241	210
41-Chintpurni (SC)	27286	29396	0	56682	1057	57739	27029	29119	0	56148	870	57018	187	534
42-Gagret	28141	30762	0	58903	1092	59995	27955	30558	0	58513	760	59273	330	392

No. & Name of Assembly Constituency	Total Votes polled										Total Valid Votes							Rejected Votes	NOTA		
	At Polling Stations through EVMs					Postal Ballot					At Polling Stations through EVMs									Postal Ballot	
43-Haroli	30121	33522	0	63643	1012	64655	29909	33287	0	63196	826	64022	185	448							
44-Juna	29638	32085	0	61723	833	62556	29516	31953	0	61469	743	62212	88	256							
45-Kutlehar	27190	31157	0	58347	1310	59657	27046	30992	0	58038	873	58911	435	311							
46-Jhanduta (SC)	24758	27987	0	52745	1204	53949	24465	27656	0	52121	977	53098	227	624							
47-Ghumarwin	26513	32335	1	58849	1546	60395	26339	32122	1	58462	1270	59732	273	390							
48-Bilaspur	27336	29910	0	57246	1134	58380	27183	29743	0	56926	898	57824	234	322							
49-Sri Naina Deviji	27834	28166	0	56000	865	56865	27597	27927	0	55524	725	56249	139	477							
50-Arki	31427	32230	0	63657	1226	64883	31165	31962	0	63127	554	63681	672	530							
51-Nalagarh	34961	34420	0	69381	1088	70469	34622	34086	0	68708	945	69653	138	678							
52-Doon	28640	26832	0	55472	616	56088	28462	26665	0	55127	392	55519	224	345							
53-Solan (SC)	28440	25553	0	53993	616	54609	28096	25243	0	53339	411	53750	203	666							
54-Kasauli (SC)	25755	22570	0	48325	432	48757	25489	22337	0	47826	346	48172	82	503							
55-Pachhad (SC)	28826	26035	0	54861	998	55859	28566	25801	0	54367	874	55241	123	495							
56-Nahan	31533	29930	0	61463	1176	62639	30751	29188	0	59939	994	60933	1112	594							
57-Sri Renukaji (SC)	26736	24424	0	51160	971	52131	26274	24001	0	50275	690	50965	281	885							
58-Paonta Sahib	31739	28643	1	60383	685	61068	31412	28348	1	59761	540	60301	143	624							
59-Shillai	29800	25347	0	55147	1045	56192	29543	25129	0	54672	858	55530	187	475							
60-Chopal	29096	25675	0	54771	1129	55900	28857	25464	0	54321	1004	55325	123	452							
61-Theog	30012	27240	0	57252	820	58072	29813	27060	0	56873	762	57635	54	383							
62-Kasumpti	21654	19255	0	40909	421	41330	21442	19066	0	40508	306	40814	112	404							
63-Shimla	17003	15234	0	32237	191	32428	16834	15082	0	31916	165	32081	25	322							
64-Shimla Rural	27006	25410	0	52416	814	53230	26790	25207	0	51997	666	52663	147	420							
65-Jubbai-Kotkhai	27623	26298	0	53921	785	54706	27475	26157	0	53632	608	54240	177	289							
66-Rampur (SC)	27458	25237	0	52695	657	53352	27196	24997	0	52193	653	52846	2	504							
67-Rohru (SC)	26357	23164	0	49521	723	50244	26075	22917	0	48992	600	49592	117	535							
68-Kinnaur (ST)	20862	20506	0	41368	567	41935	20737	20384	0	41121	455	41576	110	249							
Total=	1813147	1914578	2	3721727	70449	3798176	1795807	1896399	2	3692208	58218	3750426	13518	34232							

DETAIL OF POLLING PERSONNEL DEPLOYED FOR ELECTION DUTY			
No. & Name of AC	Total No. of Polling Station	Total No. of Presiding Officers	Total No. of Polling Officers
1	2	3	4
District Chamba			
1.Churah (SC)	117	117	468
2.Bharmour (ST)	142	142	568
3.Chamba	118	118	472
4.Dalhousie	108	108	432
5.Bhattiyat	116	116	464
Total	601	601	2404
District Kangra			
6.Nurpur	110	110	440
7.Indora (SC)	104	104	416
8.Fatehpur	104	104	416
9.Jawali	115	115	460
10.Dehra	98	98	392
11.Jaswanpragpur	106	106	424
12.Jawalamukhi	92	92	368
13. Jaisinghpur (SC)	111	111	444

14.Sullah	130	130	520
15 Nagrota	105	105	420
16 Kangra	96	96	384
17.Shahpur	111	111	444
18.Dharamshala	84	84	336
19. Palampur	87	87	348
20. Baijnath (SC)	106	106	424
Total	1559	1559	6236
District Lahaul & Spiti			
21.Lahaul & Spiti (ST)	93	93	372
Total	93	93	372
District Kullu			
22. Manali	100	100	400
23. Kullu	145	145	580
24. Banjar	139	139	556
25. Anni(SC)	136	136	544
Total	520	520	2080

District Mandi			
26.Karsog (SC)	103	103	412
27 Sundernagar	101	101	404
28. Nachan (SC)	103	103	412

29. Seraj	126	126	504
30. Darang	122	122	488
31. Jogindernagar	127	127	508
32. Dharampur	100	100	400
33. Mandi	104	104	416
34. Balh (SC)	99	99	396
35. Sarkaghat	107	107	428
Total	1092	1092	4368
District Hamirpur			
36. Bhoranj (SC)	99	99	396
37. Sujanpur	103	103	412
38. Hamirpur	93	93	372
39. Barsar	110	110	440
40. Nadaun	120	120	480
Total	525	525	2100
District Una			
41. Chintpurni (SC)	101	101	404
42. Gagret	90	90	360
43. Haroli	105	105	420
44. Una	97	97	388
45. Kotlehar	116	116	464
Total	509	509	2036

District Bilaspur			
46. Jhanduta (SC)	100	100	400
47. Ghumarwin	100	100	400
48. Bilaspur	99	99	396
49. Sri Naina Deviji	95	95	380
Total	394	394	1576

District Solan			
50. Arki	130	130	520
51. Nalagarh	100	100	400
52. Doon	90	90	360
53. Solan (SC)	124	124	496
54. Kasauli (SC)	94	94	376
Total	538	538	2152

District Sirmour			
55. Pachhad (SC)	110	110	440
56. Nahan	114	114	456
57. Sri Renukaji (SC)	123	123	492
58. Paonta Sahib	96	96	384
59. Shillai	97	97	388
Total	540	540	2160

District Shimla			
60. Chopal	141	141	564

61. Theog	161	161	644
62. Kasumpti	107	107	428
63. Shimla	91	91	364
64. Shimla Rural	131	131	524
65. Jubbal-Kotkhai	127	127	508
66. Rampur (SC)	150	150	600
67. Rohru (SC)	121	121	484
Total	1029	1029	4116
District Kinnaur			
68. Kinnaur (ST)	125	125	500
Total	125	125	500
	7525	7525	30100

DETAIL OF SECTOR MAGISTRATES /OFFICERS			
No. and Name of AC	No. of Sector Magistrate	No. of Sector Officers	Total
1	2	3	4
District Chamba			
1.Churah (SC)	2	12	14
2.Bharmour (ST)	5	22	27
3.Chamba	2	10	12
4.Dalhousie	3	10	13
5.Bhattiyat	3	9	12
Total	15	63	78
District Kangra			
6.Nurpur	2	10	12
7.Indora (SC)	2	11	13
8.Fatehpur	2	10	12
9.Jawali	2	10	12
10.Dehra	2	10	12
11.Jaswanpragpur	2	11	13
12.Jawalamukhi	3	10	13
13. Jaisinghpur (SC)	2	10	12
14.Sullah	3	12	15
15 Nagrota	2	8	10
16 Kangra	2	7	9
17.Shahpur	3	11	14
18.Dharamshala	2	8	10
19. Palampur	3	9	12
20. Baijnath (SC)	3	9	12
Total	35	146	181
District Lahaul & Spiti			
21.Lahaul & Spiti (ST)	3	14	17
Total	3	14	17
District Kullu			
22. Manali	2	10	12
23. Kullu	3	14	17
24. Banjar	2	16	18
25. Anni(SC)	2	12	14
Total	9	52	61

District Mandi			
26. Karsog (SC)	2	10	12
27. Sundernagar	3	13	16
28. Nachan (SC)	3	10	13
29. Seraj	3	14	17
30. Darang	2	10	12
31. Jogindernagar	2	10	12
32. Dharampur	2	4	6
33. Mandi	2	10	12
34. Balh (SC)	1	9	10
35. Sarkaghat	2	7	9
Total	22	97	119
District Hamirpur			
36. Bhoranj (SC)	1	9	10
37. Sujanpur	2	10	12
38. Hamirpur	2	8	10
39. Barsar	2	9	11
40. Nadaun	3	7	10
Total	10	43	53
District Una			
41. Chintpurni (SC)	2	7	9
42. Gagret	1	6	7
43. Haroli	2	7	9
44. Una	1	6	7
45. Kutlehar	2	9	11
Total	8	35	43
District Bilaspur			
46. Jhanduta (SC)	2	9	11
47. Ghumarwin	2	7	9
48. Bilaspur	2	11	13
49. Sri Naina Deviji	2	12	14
Total	8	39	47
District Solan			
50. Arki	4	12	16
51. Nalagarh	2	8	10
52. Doon	2	10	12
53. Solan (SC)	3	11	14
54. Kasauli (SC)	3	10	13
Total	14	51	65

District Sirmour			
55. Pachhad (SC)	2	13	15
56. Nahan	3	10	13
57. Sri Renukaji (SC)	5	12	17
58. Paonta Sahib	2	8	10
59. Shillai	2	10	12
Total	14	53	67
District Shimla			
60. Chopal	4	12	16
61. Theog	4	16	20
62. Kasumpti	2	16	18
63. Shimla	2	9	11
64. Shimla Rural	3	13	16
65. Jubbal-Kotkhai	5	12	17
66. Rampur (SC)	3	18	21
67. Rohru (SC)	5	17	22
Total	28	113	141
District Kinnaur			
68. Kinnaur (ST)	6	27	33
Total	6	27	33
Grand Total	172	733	905

DETAIL OF OBSERVERS					
GENERAL OBSERVER			EXPENDITURE OBSERVER		
Name & Code	No. & Name of Acs allotted	Batch	Name & Code	No. & Name of ACs allotted	Batch
1	2	3	4	5	6
District Chamba					
Mr. Kuldip Narayan, IAS, G-23171	1-Churah(SC)	BH-2005	Mr. Dharmveer Tandi, IRAS, O-22966	1-Churah(SC)	R-2008
	4-Dalhousie			2-Bharmour (ST) (P.S. 36-142 Bharmour Valley)	
	5-Bhattiyat			3-Chamba	
				4-Dalhousie	
				5-Bhattiyat	
Mr. Prasanta Kumar Senapati, IAS, G-21024	2-Bharmour(ST) (P.S. 1-35, Pangi Valley)	OR-2004	Mr. Jitendra Kumar Sonkar, IRS, R-20400	2-Bharmour (ST) (P.S. 1-35, Pangi Valley)	2009
Mr. Dayanidhan Pandey, IAS, G-16712	2-Bharmour (ST) (P.S. 36-142 Bharmour Valley)	BH-2006			
Mr. Har Sahay Meena, IAS, G-13344	3-Chamba	TN-1997			
District Kangra					
Mr. Sazad Zaman Hazarika, IAS, G-22497	6-Nurpur	AM -2006	Mr. J. Jayabalaji, IRAS, O-22972	6-Nurpur	TN-2009
	7-Indora(SC)			7-Indora(SC)	
	8-Fatehpur			8-Fatehpur	
	9-Jawali			9-Jawali	
Mr. Surendra Kumar Jaiswal, IAS, G-14996	10-Dehra	CG-2000	Mr. Amanjit Singh, IRS (C&CE), R-20330	10-Dehra	CH-2010
	11-Jaswan Pragpur			11-Jaswan Pragpur	
	12-Jawalamukhi			12-Jawalamukhi	
Mr. Biju K., IAS, G-21217	13-Jaisinghpur(SC)	KL-2006	Mr. Ajay Kumar Jain, IRAS, O-22968	13-Jaisinghpur (SC)	AP-2011
	14-Sullah			14-Sullah	
	19-Palampur			19-Palampur	
	20- Baijnath (SC)			20-Baijnath (SC)	
Dr. Manish Kumar, IAS, G-13751	15-Nagrota	BH-2005	Mr. Jai Nath Verma, IRS, R-20396	15-Nagrota	UP-2008
	16-Kangra			16-Kangra	
	17-Shapur			17-Shapur	
	18-Dharamshala			18-Dharamshala	
District Lahaul and Spiti					
Mr. K.R.B.H.N. Chakravarthi, IAS, G-13388	21-Lahaul & Spiti (ST) (P.S. 1-63 Lahaul Valley)	AP-2001	Mr. Akhtar Rashid, IRS (C&CE), R-17320	21-Lahaul & Spiti (ST) (P.S. 1-63 Lahaul Valley)	DL-2006
Mr. Patil Rajesh Prabhakar, IAS, G-23139	21-Lahaul & Spiti (ST) (P.S. 64-92 Spiti Valley)	OR-2005	Mr. Harsh Vardhan Rai, IRS (C&CE), R-20299	21-Lahaul & Spiti (ST) (P.S. 64-92 Spiti Valley)	UP-2010
District Kullu					
Mrs. P. Usha Kumari IAS, G-14959	22-Manali	AP-2004	Mr. Chittaranjan Dhangada Majhi, IRS (C&CE), R-20351	22-Manali	OR-2010
	23-Kullu			23-Kullu	
Mr. Benudhar Behera, IAS, G-21984	24- Banjar	OR-2005		24-Banjar	
	25- Anni(SC)		25-Anni(SC)		
District Mandi					
Mr. Moloy Bora, IAS, G-22963	26-Karsog(SC)	AM-2005	Mr. A.K. Rawat, IRS, R-19277	26-Karsog(SC)	UP-2008
	29-Seraj			27-Sundernagar	
				29-Seraj	

Mr. S.N. Gaikwad, IAS, G-22891	27-Sundernagar	MH-2003	Mr. Ashish Kumar, IRS (C&CE), R-23005	28-Nachan(SC)	BH-2010
	28-Nachan(SC)			34-Balh(SC)	
	34-Balh(SC)			35-Sarkaghat	
Ms. Anu George, IAS, G-23193	30-Darang	TN-2003	Mr. V.K. Prasanth, IRS, R-19239	30-Darang	DL-2003
	31-Jogindernagar			31-Jogindernagar	
	33-Mandi			32-Dharampur	
Ms. Renu Tiwari, IAS, G-13878	32-Dharampur	MP-2000		33-Mandi	
	35-Sarkaghat				
District Hamirpur					
Mr. Dhiren Kumar Pattnaik, IAS, G-21211	36-Bhoranj (SC)	OR-2003	Mr. Anuj Kumar Pandey, IRS (C&CE), R-20301	36-Bhoranj(SC)	DL-2010
	38-Hamirpur			37-Sujanpur	
Mr. Bidol Tayeng, IAS, G-21083	37-Sujanpur	AGMUT- 2007		38-Hamirpur	
	39-Barsar			39-Barsar	
	40-Nadaun			40-Nadaun	
District Una					
Mr. B.R. Singh, IAS, G-21625	41- Chintpurni(SC)	AGMUT- 2005	Mr. Hari Har Mishra IDAS, O-22878	41-Chintpurni (SC)	UP-1998
	42- Gagret			42-Gagret	
Mr. Chander Shekhar, IAS, G-20873	43- Haroli	HY-2005		43-Haroli	
	44- Una			44-UNA	
	45- Kutlehar			45-Kutlehar	
District Bilaspur					
Dr. Asgar Hassan Samoon, IAS, G-23030	46-Jhanduta(SC)	JK-1993	Mr. Mahabir, IRS(C&CE), R-18690	46-Jhanduta(SC)	HR--2009
	47-Ghumarwin			47-Ghumarwin	
	48-Bilaspur			48-Bilaspur	
	49-Sri Naina Deviji			49-Sri Naina Deviji	
District Solan					
Mr. Ravinder Kumar Kaushik, IAS, G-14372	50-Arki	PB-2003	Mr. Kanv Bali, IRS, R-20398	50-Arki	2008
	51-Nalagarh			51-Nalagarh	
	52-Doon			52-Doon	
Mr. Sudhir Mahajan, IAS, G-23191	53-Solan(SC)	AGMUT- 2005	Mr. Abhishek Narang, IRS, R-21837	53-Solan(SC)	HR-2008
	54-Kasauli(SC)			54-Kasauli(SC)	
District Sirmour					
Mr. Tarun Kanti Debanth, IAS, G-22199	55-Pachhad(SC)	TR-2009	Mr. Sukhchain Singh, IRS(C&CE), R-19739	55-Pachhad(SC)	PN-2009
	56-Nahan			56-Nahan	
	57-Sri Renuka ji (SC)			57-Sri Renuka ji (SC)	
Mr. A.B. Ibrahim, IAS, G-22742	58-Paonta Sahib	KN-2004		58-Paonta Sahib	
	59-Shillai			59-Shillai	
District Shimla					
Mr. Amit Chaudhuri, IAS, G-21938	60-Chopal	WB-2006	Mr. Ravi Kant Choudhary, IRS, R-19304	60- Chopal	BR-2009
	65-Jubbhal kotkhai			65-Jubbhal Kotkhai	
	67-Rohru (SC)			67-Rohru (SC)	
Mr. Chander Gaind, IAS, G-17869	61- Theog	PB-2005	Mr. Pradumna Kumar Singh, IRS R-20859	61-Theog	UP-2009
	66- Rampur(SC)			66-Rampur(SC)	
Mr. Bhuvanesh Yadav, IAS, G-18153	62- Kasumpti	CG-2006	Mr. Pawan Kumar Konda, IA&AS, O-22873	62-Kasumpti	2010
	63- Shimla			63-Shimla	
	64- Shimla Rural			64-Shimla Rural	
District Kinnaur					
Mr. Vijay Kumar Yadav, IAS, G-20500	68- Kinnaur(ST)	UP-2006	Mr. Aman Garg, IRS(C&CE), R-22994	68-Kinnaur(ST)	HR-2008

DETAIL OF COUNTING OBSERVERS

Sr. No.	Name of District	Name and Number of Assembly Constituency	Name of the Counting Observer (S/Shri)
1	Chamba	1.Churah (SC)	Kuldip Narayan
		2.Bharmour (ST) (Bharmour Area)	Prasanta Kumar Senapati
		3.Chamba	Shyam Singh Rajpurohit
		4.Dalhousie	Ramkanta Nayak
		5.Bhattiyat	Sangram Keshari
2	Kangra	6.Nurpur	Sazad Zaman Hazarika
		7.Indora (SC)	Indramani Tripathy
		8.Fatehpur	Kamal Lochan Mishra
		9.Jawali	Nihar Ranjan Das
		10.Dehra	Suredra Kumar Jaiswal
		11.Jaswanpragpur	Saroj Kumar Sethi
		12.Jawalamukhi	Sasadhar Nayak
		13. Jaisinghpur (SC)	Biju K
		14.Sullah	Subrata Satapathy
		15 Nagrota	Manish Kumar
		16 Kangra	Alok Kumar Kar
		17.Shahpur	Bhupesh Hajong
		18.Dharamshala	Anjana Shailbala
		19. Palampur	Mahantesh Bilagi
20. Baijnath (SC)	Peddappaiah R.S.		
3	Lahaul and Spiti	21.Lahaul & Spiti (ST)	K.R.B.H.N. Chakravarthi
4	Kullu	22. Manali	P. Usha Kumari
		23. Kullu	Patti Rajesh Prabhakar
		24. Banjar	Benudhar Behera
		25. Anni(SC)	Sanjay M. Kaul
5	Mandi	26.Karsog (SC)	Moloy Bora
		27 Sundernagar	S.N. Gaikwad
		28. Nachan (SC)	Garod L.S.N. Dykes
		29. Seraj	Sanjay Kolte
		30. Darang	Praneet
		31.Jogindernagar	Tejpartap Singh Phoolka
		32. Dharampur	Vinay Bublani
		33. Mandi	Anu George
		34. Balh (SC)	Karnesh Sharma
35.Sarkaghat	Renu Tiwari		
6	Hamirpur	36. Bhoranj (SC)	G S Sameeran
		37. Sujanpur	Bidol Tayeng
		38. Hamirpur	Dhiren Kumar Pattnaik
		39. Barsar	Amar Kushawha
		40. Nadaun	P N Sridhar

7	Una	41. Chintpurni (SC)	B.R. Singh
		42. Gagret	Federick M.Dopth
		43. Haroli	Chander Shekhar
		44. Una	Anil Kumar Singh
		45. Kutlehar	Narendra Prasad Pandey
8	Bilaspur	46. Jhanduta (SC)	Ambika Pradhan
		47. Ghumarwin	Leelavathy K.
		48. Bilaspur	Srinivas K.
		49. Sri Naina Deviji	Rajesh Gowda MB
9	Solon	50. Arki	Sahab Singh
		51. Nalagarh	Aitinolin Mawlong
		52. Doon	Ravinder Kumar Kaushik
		53. Solon (SC)	Sudhir Mahajan
		54. Kasauli (SC)	Aldealyne Nikhla
10	Sirmour	55. Pachhad (SC)	Tarun Kanti Debanth
		56. Nahan	Indudhar
		57. Sri Renukaji (SC)	Shivamurthy G.N.
		58. Paonta Sahib	A.B. Ibrahim
		59. Shillai	Ch. Sridhar
11	Shimla	60. Chopal	Vasanthkumar P
		61. Theog	Chander Gaind
		62. Kasumpti	Bhuvanesh Yadav
		63. Shimla	Anil Kumar Khare
		64. Shimla Rural	Rajesh Bahuguna
		65. Jubbal-Kotkhai	Karee Gowda
		66. Rampur (SC)	Bipin Shirimali
		67. Rohru (SC)	Amit Chaudhuri
12	Kinnaur	68. Kinnaur (ST)	Vijay Kumar Yadav

DETAIL OF MEDIA CENTRES SET UP FOR DISSEMINATION OF ELECTION RELATED INFORMATION FOR MEDIA PERSON.

Name of District	Officer In-Charge of Media Centre	Location of Centre	Telephone No. (Along with Code No.)	Fax No. (Along with Code No.)
Chamba	DPRO Chamba	DPRO, Office	01899-224743	01899-224743
Kangra	DPRO Kangra	DPRO Office	01892-222319	01892-222319
Lahaul & Spiti	APRO Keylong	APRO, Office, Keylong	01900-222236	01900-222236
Kullu	DPRO Kullu	DPRO , Office	01902-222446	01902222446
Mandi	DPRO Mandi	DPRO Office	01905-222535	01905-222535
Hamirpur	DPRO Hamirpur	Sugam Centre of DC Office Hamirpur	01972-224855	01972-224855
Una	DPRO Una, and APRO Una	DPRO Office Una, Maharana Pratap GDC, Amb and GDC Una	01975-226059 01976-262490 01975-228002	01975-226059 01976-262490 01975-228002
Bilaspur	DPRO Bilaspur	DPRO Office	01978-223583	01978-223583
Solan	DPRO Solan	DPRO Offie	01792-220089	01792-220089
Sirmour	DPRO Una and APRO Una	DPRO Office, Maharana Pratap GDC, Amb, GDC, Una	011975-226059 01976-262490 01975-228002	011975-226059 01976-262490 01975-228002
Shimla	DPRO Shimla	DC Office Complex, Shimla	0177-2657024	0177-2657024
Kinnaur	DPRO Reckong Peo	Bachat Bhawan, Reckong Peo	01786-222109	01786-222109

MOVEMENT PROGRAMME OF POLLING PARTIES

Name of Districts	No. & Name of AC	Total No. of Polling Parties	Movement of Polling Parties		Return journey from station after poll	
			Date	No. of Polling Parties	Date	No. of Polling Parties
1	2	3	4	5	6	7
Chamba	1-Churah (SC)	117	07.11.2017	117	09.11.2017	117
	2-Bharmour (ST) Pangi area	35	06.11.2017	2	09.11.2017	35
			07.11.2017	33		
	2-Bharmour (ST) Bharmour area	107	07.11.2017	107	09.11.2017	107
	3-Chamba	118	07.11.2017	118	09.11.2017	118
	4-Dalhousie	108	07.11.2017	108	09.11.2017	108
5-Bhattiyat	116	07.11.2017	116	09.11.2017	116	
Kangra	6-Nurpur	110	07.11.2017 08.11.2017	108 2(Women Party)	09.11.2017	110
	7-Indora(SC)	104	07.11.2017 08.11.2017	102 2 Women Party	09.11.2017	104
	8-Fatehpur	104	07.11.2017 08.11.2017	102 2(Women Party)	09.11.2017	104
	9-Jawali	115	07.11.2017 08.11.2017	113 2(Women Party)	09.11.2017	115
	10-Dehra	98	07.11.2017 08.11.2017	96 2(Women Party)	09.11.2017	98
	11-Jaswan-Pragpur	106	07.11.2017 08.11.2017	104 2 Women Party	09.11.2017	106
	12-Jawalamukhi	92	07.11.2017 08.11.2017	90 2(Women Party)	09.11.2017	92
	13-Jaisinghpur (SC)	111	07.11.2017 08.11.2017	109 2(Women Party)	09.11.2017	111
	14-Sulah	130	07.11.2017 08.11.2017	128 2 Women Party	09.11.2017	130
	15-Nagrota	105	07.11.2017 08.11.2017	103 2 Women Party	09.11.2017	105
	16-Kangra	96	07.11.2017 08.11.2017	94 2 Women Party	09.11.2017	96
	17-Shahpur	111	07.11.2017 08.11.2017	109 2 Women Party	09.11.2017	111
	18-Dharamshala	84	07.11.2017 08.11.2017	82 2 Women Party	09.11.2017	84
	19-Palampur	87	07.11.2017 08.11.2017	85 2 Women Party	09.11.2017	87
20-Baijnath (SC)	106	06.11.2017 07.11.2017 08.11.2017	1 103 2 Women Party	09.11.2017	106	
Lahaul and Spiti	21-Lahaul & Spiti (ST)	93	07.11.2017	93	09.11.2017	93
Kullu	22-Manali	100	07.11.2017	100	09.11.2017	100
	23-Kullu	145	07.11.2017	145	09.11.2017	145
	24-Banjar	139	07.11.2017	139	09.11.2017	139
	25-Anni (SC)	136	07.11.2017 08.11.2017	131 05	09.11.2017	136

A Statistical Report on General Election to Himachal Pradesh Vidhan Sabha, 2017

Mandi	26-Karsog (SC)	103	07.11.2017	103	09.11.2017	103
	27-Sundernagar	101	07.11.2017	101	09.11.2017	101
	28-Nachan (SC)	103	07.11.2017	103	09.11.2017	103
	29-Seraj	126	07.11.2017	126	09.11.2017	126
	30-Darang	122	07.11.2017	122	09.11.2017	122
	31-Jogindernagar	127	07.11.2017	127	09.11.2017	127
	32-Dharampur	100	07.11.2017	100	09.11.2017	100
	33-Mandi	104	07.11.2017	104	09.11.2017	104
	34-Balh (SC)	99	07.11.2017	99	09.11.2017	99
	35-Sarkaghat	107	07.11.2017	107	09.11.2017	107
Hamirpur	36-Bhoranj (SC)	99	07.11.2017	99	09.11.2017	99
	37-Sujanpur	103	07.11.2017	103	09.11.2017	103
	38-Hamirpur	93	07.11.2017	93	09.11.2017	93
	39-Barsar	110	07.11.2017	110	09.11.2017	110
	40-Nadaun	120	07.11.2017	120	09.11.2017	120
Una	41-Chintpurni (SC)	101	07.11.2017 08.11.2017	99 2(Women Party)	09.11.2017	101
	42-Gagret	90	07.11.2017 08.11.2017	88 2(Women Party)	09.11.2017	90
	43-Haroli	105	07.11.2017 08.11.2017	103 2(Women Party)	09.11.2017	105
	44-Una	97	07.11.2017 08.11.2017	95 2(Women Party)	09.11.2017	97
	45-Kutlehar	116	07.11.2017 08.11.2017	114 2(Women Party)	09.11.2017	116
Bilaspur	46-Jhanduta (SC)	100	07.11.2017	100	09.11.2017	100
	47-Ghumarwin	100	07.11.2017	100	09.11.2017	100
	48-Bilaspur	99	07.11.2017	99	09.11.2017	99
	49-Sri Naina Deviji	95	07.11.2017	95	09.11.2017	95
Solani	50-Arki	130	07.11.2017	130	09.11.2017	130
	51-Nalagarh	100	07.11.2017	100	09.11.2017	100
	52-Doon	90	07.11.2017	90	09.11.2017	90
	53-Solani (SC)	124	07.11.2017	124	09.11.2017	124
	54-Kasauli (SC)	94	07.11.2017	94	09.11.2017	94
Sirmour	55-Pachhad (SC)	110	07.11.2017	110	09.11.2017	110
	56-Nahan	114	07.11.2017	114	09.11.2017	114
	57-Sri Renuka Ji (SC)	123	07.11.2017	123	09.11.2017	123
	58-Paonta Sahib	96	07.11.2017	96	09.11.2017	96
	59-Shillai	97	07.11.2017	97	09.11.2017	97
Shimla	60-Chopal	141	07.11.2017	141	09.11.2017	141
	61-Theog	161	07.11.2017	161	09.11.2017	161
	62-Kasumpti	107	07.11.2017	107	09.11.2017	107
	63-Shimla	91	07.11.2017	91	09.11.2017	91
	64-Shimla Rural	131	07.11.2017	131	09.11.2017	131
	65-Jubbal-Kotkhai	127	07.11.2017	127	09.11.2017	127
	66-Rampur (SC)	150	07.11.2017	150	09.11.2017	150
	67-Rohru (SC)	121	06.11.2017 07.11.2017	7 114	09.11.2017	121
Kinnaur	68-Kinnaur	125	07.11.2017	125	09.11.2017	125
	State Total:	7525	06.11.2017	10 (2 BharmourPangi area+ 1 Baijnath +7 Rohru AC)	09.11.2017	7525
			07.11.2017	7470		
			08.11.2017	45 (30 Kangra+10 Una + 5 Anni AC)		

SECURITY ARRANGEMENTS							
(A) DEPLOYMENT OF POLICE FORCE / CPMF ETC.							
Particulars	NGOs.			Others			
	Inspt.	Sub-Inspt.	Asstt. Inspt. Sub-Inspt.	Head Const.	Const.	Total	
1	2	3	4	5	6	7	
1. Total Sanctioned strength of regular police force.							
a) Distt. Police	106	309	715	1536	6823	9489	
b) Enforcement/Vigilance	108	199	2887	216	639	1449	
c) Armed Police force of the State.	65	197	153	1183	4831	6429	
d) Any other Category	0	0	0	0	0	0	
TOTAL	279	705	1155	2935	12293	17367	
2. Existing strength in position excluding vacancies (Category- wise)							
TOTAL	228	567	1004	2564	11192	15555	
3. Category-wise actual deployment of forces :							
	Polling Stations	NGOs	HCs	Consts.	HHGs	Total	CAPF (IN SECTIONS)
a) At ordinary polling stations	6137	0	995	5142	6560	12697	-
b) At sensitive polling stations	985	587	398	985	-	1970	-
c) At Hyper sensitive polling stations	360	0	0	360	-	360	180
d) Mobile Police force		167	94	406	0	667	-
e) flying squads		208	0	624	0	832	-
f) Static surveillance Teams		0	208	416	0	624	-
e) For security of contesting candidates & heads of recognised Political parties etc. & security of VIPs / other (OBSERVER SEC.)	270	0	0	270	-	270	-
f) For security of places where polled EVMs were kept	-	-	69	276	-	345	103
G) Any Other		60	88	66	0	214	254
TOTAL	-	1022	1852	8545	6560	17979	537

4. Total requirement of CPMF which was assessed and placed with Home Ministry, Govt. of India	65 Coys			
5. Actual CPMF allocated to State	65 Coys			
a) Name of Forces	ITBP	SSB	CRPF	BSF
b) No.of Coys.	23	12	15	15
c) Period of deployment	No.of coys	Induction	No.of coys	De-induction
ITBP	15	21-10-2017	18	10-11-2017
	8	02-11-2017	5	18-12-2017
BSF	15	02-11-2017	9	10-11-2017
			6	18-12-2017
SSB	12	02-11-2017	5	10-11-2017
			7	18-12-2017
CRPF	15	02-11-2017	10	10-11-2017
			5	18-12-2017
6. No. of cases of booth capturing, if any, registered.	Nil			
7. No. of cases of impersonation, if any registered	Nil			
8. No. of cases if registered in connection with violence	Nil			
9. No. of preventive arrests, if any made	602 persons			
10.No.of cases registered under Excise Act :-	337 Cases			
a) Detection of illicit liquor factories if any	Nil			
b) Supply / use of liquor beyond normal limits, if any on poll / counting days	Nil			
11. No.of cases of violation of section 144 Cr.P.C	Nil			
12. No.of cases registered under H.P. Instruments Control & noises Act, 1969 (28 of 1969)	00			

13. No.of cases registered under H.P. Open Places (Prevention of Disfigurement) Act, 1985	01 Cases
14. Detection of illicit arms and ammunition, if any with catagories wise detail	Nil
15. Any other cases	Nil
16. List of cases registered:	
Name of District	Case No., date and Name of Police Station
Chamba	1. FIR No.122/17 04.11.17 PS Chowari
	2. FIR No.124/17 08.11.117 PS Chowari
	3. FIR No. 125/17 08.11.17 PS Chowari
Mandi	1.FIR No.142/17 02-11-2017 PS GOHAR
	2.FIR No.195/17 01-11-2017 PS JOGINDER NAGAR
	3. FIR No.106/17 07-11-2017 PS DHARMPUR
	4. FIR No.200/17 08-11-2017 PS JOGINDER NAGAR
	5. FIR No.198/17 03-11-2017 PS JOGINDER NAGAR
	6. FIR No.239/17 07-11-2017 PS SARKAGHAT
SHIMLA	1. FIR No.196/17 14.10.17 PS.WEST
	2. FIR No.225/17 07.11.17 PS.WEST
	3. FIR No.71/17 28.10.17 PS.SUNNI
	4. FIR No.181/17 31.10.17 PS.RAMPUR
	5. FIR No.46/17 01.11.17 PS. NERWA
	6. FIR No.47/17 01.11.17 PS. NERWA
	7. FIR No.63/17 01.11.17 PS. CHOPAL
	8. FIR No.64/17 01.11.17 PS. CHOPAL
	9. FIR No.123/17 01.11.17 PS. NEW SHIMLA
	10. FIR No.126/17 06.11.17 PS. NEW SHIMLA
	11. FIR No.127/17 07.11.17 PS. NEW SHIMLA
	12. FIR No.197/17 01.11.17 PS. SADAR
	13. FIR No.199/17 01.11.17 PS. SADAR
	14. FIR No.200 /17 01.11.17 PS. SADAR
	15. FIR No.201 /17 01.11.17 PS. SADAR
	16. FIR No.206 /17 06.11.17 PS. SADAR
	17. FIR No.214 /17 01.11.17 PS. WEST
	18. FIR No.215 /17 01.11.17 PS. WEST
	19. FIR No.218/17 02.11.17 PS. WEST
	20. FIR No.226/17 08.11.17 PS. WEST
Solan	1. FIR No. 263/17 14.11.17 PS.Nalagarh
	2. FIR No. 242/17 09.11.17 PS. Baddi
	3. FIR No. 243/17 09.11.17 PS. Baddi
	4. FIR No. 267/17 19.12.17 PS. Baddi
	5. FIR No. 268/17 19.12.17 PS. Baddi
Sirmour	1. FIR No. 59/17 09.11.17 PS.Shillai
KINNAUR	1. FIR NO. 82/17 24/10/17 PS. RECKONG PEO

(B) DEPLOYMENT OF HOME GUARDS :		
1.	Total HHG including regular Guards allocated to police under its control by concerned department during elections held in 11/2017.	6560 = 5560 from HP and 1000 from Uttarakhand
STATEMENT OF ACTUAL DEPLOYMENT OF HOME GUARDS IN ALL DISTRICT OF HIMACHAL PRADESH.		
Sr. No.	Name of District	Total No. of HHG deployed at various Polling Stations during elections held in 11/2017
1.	Chamba	520
2.	Kangra	1140
3.	Lahaul & Spiti	100
4.	Kullu	505
5.	Mandi	950
6.	Hamirpur	480
7.	Una	370
8.	Bilaspur	420
9.	Solan	320
10.	Sirmour	450
11.	Shimla	1020
12.	Kinnaur	135
13.	Baddi	150
TOTAL:		6560

(C) DISTRICT-WISE POLICE WIRELESS COMMUNICATION USED:

Name of Distt.	Existing H.F. Station	Existing V.H.F. Station	No. of H/Held issued	No. of V.H.F. & H/Held available with D/S			Additional Requirement for Election			Requirement of Operator NGO-I/II
				HF	VHF	H/Held	HF	VHF	H/Held	
Bilaspur	1	19	51	-	8	28	-	8	120	07
Chamba	7	48	122	4	15	15	-	90	270	48
Hamirpur	1	19	78	1	5	35	-	30	40	05
Kangra	1	47	201	1	19	51	-	14	220	10
Kinnaur	8	16	14	3	3	10	2	33	90	13
Kullu	1	22	104	1	10	17	-	30	120	14
L/Spiti	11	6	18	4	19	20	1	20	40	18
Mandi	1	38	82	-	5	26	-	80	100	14
Shimla	5	88	126	-	-	-	-	40	140	12
Solan	1	24	76	-	9	22	-	25	100	09
Baddi	-	27	50	-	5	20	-	15	150	02
Sirmour	1	17	35	-	8	36	-	65	140	20
Una	1	36	50	2	23	37	-	74	180	06
Total	39	407	1007	16	129	317	3	524	1710	178

COUNTING PROGRAMME				
No. & Name of AC	Place of Counting	Date of Counting	No. of counting Tables (Including RO's Table)	Counting to be Presided by (Name Designation of Officer)
1	2	3	4	5
Chamba				
1-Churah (SC)	Govt. Millennium Polytechnic College, Chamba Hall No. 1	18-12-2017	8+1	Sh. Hem Chand Verma, RO (SDM), Churah
2-Bharmour (ST)	Govt. Millennium Polytechnic College, Chamba at Sarol Hall No. 2	18-12-2017	12+1	Sh. Vinay Dhiman RO (ADM), Bharmour
3-Chamba	Govt. Millennium Polytechnic College, Chamba at Sarol Hall No. 3	18-12-2017	12+1	Sh. Rahul Chauhan, RO (SDM), Chamba
4-Dalhousie	Govt. Millennium Polytechnic College, Chamba, Hall No. 4	18-12-2017	8+1	Sh. S.K.Prashar, RO (SDM), Dalhousie
5-Bhattiyat	Govt. Millennium Polytechnic College, Chamba Hall No. 5	18-12-2017	12+1	Sh. Ashwani Kumar Sood, RO (SDM), Bhattiyat.
Kangra				
6-Nurpur	Room No.5, Govt. Arya College Nurpur	18-12-2017	8+1	Sh. Abid Hussian, RO-cum-SDM, Nurpur
7-Indora (SC)	Room No.6, Govt. Degree Arya College Nurpur	18-12-2017	8+1	Sh. Vijay Kumar, RO Jt. Commissioner, MC, Dharamshala
8-Fatehpur	Science Block Library Hall of Wazir Ram Singh Govt. Degree College, Dehri	18-12-2017	10+1	Sh. Shashi Pal Sharma RO, SDM, Fatehpur
9-Jawali	Mini Secretariate Jawali (2nd Floor, Election Department Hall), Jawali.	18-12-2017	10+1	Sh. Vinay Modi, RO-cum-SDM, Jawali

10-Dehra	GSSS Dehra, Hall No.5	18-12-2017	7+1	Sh. Malok Singh, RO-cum-SDM, Dehra
11-Jaswan pragra	GSSS Dehra, Hall No.6	18-12-2017	10+1	Sh. Raj Krishan, RO Addl. Registrar, Coop Society, Dharamshala
12-Jawalamukhi	GSSS (Boys) Jawalamukhi, Computer Lab, 1st Floor	18-12-2017	10+1	Sh. Rakesh Kumar Sharma, RO (SDM), Jawalamukhi
13-Jaisinghpur (SC)	Examination Hall, Kanwar Durga Chand Govt. Degree College, Jaisinghpur.	18-12-2017	14+1	Sh. Krishan Chand, RO (SDM), Jaisinghpur
14-Sullah	Shaheed Vikram Batra Govt. Degree College, Palampur.	18-12-2017	12+1	Sh. Anil Kumar Bhardwaj, RO (RTO Flying Squad), Dharamshala
15-Nagrota	Govt. Degree College, Nagrota Bagwan.	18-12-2017	10+1	Sh. Sidharth Acharya, RO (SDM), Nagrota Bagwan
16-Kangra	Multipurpose Hall of Govt. Polytechnic College, Kangra.	18-12-2017	14+1	Sh. Dharmesh Kumar, RO (SDM), Kangra
17-Shahpur	Hall No.1, Paryas Bhawan, Govt. Post Graduate College, Dharamshala(1st Floor)	18-12-2017	14+1	Sh. Jagan Thakur, RO (SDM), Shahpur
18-Dharamshala	Conference Hall, Paryas Bhawan, Govt. Post Graduate College, Dharamshala(1st Floor)	18-12-2017	14+1	Sh. Sharwan Manta, RO(SDM), Dharamshala
19-Palampur	Room No.303, Shaheed Vikram Batra Govt. Degree College, Palampur.	18-12-2017	8+1	Sh. Balwan Chand, RO (SDM), Palampur
20-Bajjnath (SC)	Pt. Sant Ram, Govt. Degree College, Bajjnath.	18-12-2017	14+1	Dr. Murari Lal, RO (SDM), Bajjnath
Lahaul & Spiti				
21-Lahaul & Spiti (ST)	Tribal Bhawan, Bhuntar, District Kullu	18-12-2017	10+1	Sh. Kulbir Singh Rana, RO (SDM), Lahaul at Keylong

Kullu				
22-Manali	G.S.S.S. Manali	18-12-2017	8+1	Sh. Hem Raj Bairwa, RO (SDM), Manali.
23-Kullu	Govt Degree College, Kullu (Multipurpose Hall)	18-12-2017	14+1	Sh. Sunny Sharma, RO (SDM), Kullu
24-Banjar	G.S.S.S. Banjar	18-12-2017	10+1	Sh. Apoorv Devgan, RO (SDM), Banjar
25-Anni(SC)	SDM Office, Anni	18-12-2017	12+1	Sh. Pankaj Sharma, RO (SDM), Anni.
Mandi				
26-Karsog (SC)	Exmination Hall, Govt. Degree College Karsog	18-12-2017	14+1	Sh. Hitesh Azad, RO (SDM), Karsog
27-Sundernagar	Room No. A 203 Govt. Polytechnic Sundernagar	18-12-2017	14+1	Ms. Devasweta Banik, RO(SDM), Sundernagar
28-Nachan(SC)	Govt. Degree College, Bassa	18-12-2017	14+1	Sh. Raghav Sharma, RO(SDM), Gohar
29-Seraj	Govt. Degree College, Lambathach	18-12-2017	14+1	Sh. Ashwani Kumar, RO (SDM), Janjehli.
30-Darang	Govt. Degree College, Darang at Narla	18-12-2017	14+1	Sh. Ashish Sharma, RO(SDM), Padhar.
31-Jogindernagar	Govt Sr. Sec. Schoo, Joginder Nagar Examination Hall 2nd floor	18-12-2017	12+1	Smt. Deepti Mandhotra, RO(SDM), Jogindernagar
32-Dharampur	Govt. Degree College, Examination Hall, Dharampur	18-12-2017	10+1	Sh. Mukesh Repaswal, RO(SDM), Dharampur.

33-Mandi	Govt. Post Graduate College, Mandi (New Building Arts Block) Room No.303 2nd floor	18-12-2017	14+1	Ms. Pooja Chauhan, RO (SDM), Mandi.
34-Balh (SC)	Govt. Post Graduate College, Mandi Room No.302, 2nd floor	18-12-2017	12+1	Sh. Vishal Sharma, RO (SDM), Balh.
35-Sarkaghat	Govt. Degree College Sarkaghat,1st Floor, Room No. 8	18-12-2017	8+1	Dr. Suresh Jaswal, RO (SDM), Sarkaghat.
Hamirpur				
36-Bhoranj (SC)	Govt.Senior Secondary School (Boys), Hamirpur Room No.314	18-12-2017	8+1	Sh. Narender Kumar Chauhan, RO, (SDM) Bhoranj
37-Sujanpur	Govt. Senior. Secondary. School (Boys) Hamirpur, Room No. 113	18-12-2017	8+1	Sh. Vijay Kumar Dhiman, RO (SDM), Sujanpur
38-Hamirpur	Govt. Senior. Secondary. School (Boys) Hamirpur, Room No. 205	18-12-2017	6+1	Sh. Arindam Chaudhary, RO (SDM), Hamirpur
39-Barsar	Govt. Senior Secondary School (Boys), Hamirpur, Room No. 114	18-12-2017	6+1	Sh. Dhanbir Thakur, RO (SDM), Barsar
40-Nadaun	Govt. Senior Secondary School (Boys), Hamirpur Room No.308	18-12-2017	14+1	Sh. Amit Mehra, RO (SDM) Nadaun

Una				
41-Chintpurni (SC)	Hall, 2nd Floor, New block Maha Rana Paratap Govt. College, Amb.	18-12-2017	14 + 1	Sh. Surjeet Singh, Returning Officer, (SDM) Amb, District Una, H.P.
42-Gagret	Hall No. 8,9 & 10, 1st Floor, Old Block Maha Rana Partap Govt College Amb,	18-12-2017	14 + 1	Sh. Sanjeev Kumar, Returning Officer (AC to DC) Una
43-Haroli	Multi Hall, 2nd Floor, Govt. Degree College, Una.	18-12-2017	14 + 1	Sh. Dile Ram, Returning Officer, (SDM), Haroli, Distt. Una.
44-Una	Seminar Hall, 1st Floor, Govt. Degree college, Una.	18-12-2017	14 + 1	Sh. Prithi Paul Singh, Returning Officer, (SDM) Una
45-Kutlehar	Library Hall, Ground Floor. Govt. Degree College, Una.	18-12-2017	14 + 1	Sh. Sanjeev Dhiman, Returning Officer, (SDM) Bangana
Bilaspur				
46-Jhanduta (SC)	Govt. Degree College Jhandutta	18-12-2017	10 + 1	Sh. Naveen Kumar Sharma, RO (SDM), Jhandutta
47-Ghumarwin	Sawami Vivakanand Govt Degree college, Ghumarwin	18-12-2017	10 + 1	Sh. Anupam Kumar RO (SDM), Ghumarwin
48-Bilaspur	Room No. 315 Examination Hall Govt. PG Degree College, Bilaspur.	18-12-2017	10 + 1	Dr. Harish Gajju, RO (SDM), Bilaspur
49-Sri Naina Deviji	Room No. 301 Geography Lab of Govt. PG Degree College, Bilaspur	18-12-2017	10 + 1	Sh. Chet Singh, RO (SDM), Sri Naina Deviji at Swarghat
Solan				
50-Arki	Govt. Sen. Sec. School (Boys), Arki (Hall No. 1)	18-12-2017	14 + 1	Ms. Isha Thakur, RO (SDM), Arki
51-Nalagarh	Examination Hall, Govt. Degree College, Nalagarh	18-12-2017	14 + 1	Sh. Ashutosh Garg, RO (SDM), Nalagarh

52-Doon	Conference Hall, Govt. Degree College, Nalagarh	18-12-2017	10+1	Sh. Aditya Negi, RO, Doon
53-Solan (SC)	Municipal Council Hall, Solan	18-12-2017	14+1	Ms. Ekta Kapta, RO, Solan
54-Kasauli (SC)	Ambedkar Hall, MC Office, Solan	18-12-2017	14+1	Ms. Shilpi Beakta, RO, Kasauli.
Sirmaur				
55-Pachhad (SC)	Examination Hall in 2nd Floor of Govt. Degree College, Rajgarh.	18-12-2017	14+1	Sh. S.D.Negi, Retrurning Officer(SDM), Rajgarh
56-Nahan	Zila Parishad Bhawan, Nahan	18-12-2017	14+1	Smt. Kritika Kulhari, Retrurning Officer(SDM), Nahan
57-Sri Renukaji (SC)	Govt. Degree College, Sangrah.	18-12-2017	14+1	Sh. Jeewan Singh Negi, Returning Officer(SDM), Sangrah
58-Paonta Sahib	Gove. Sr. Sec.School (Boys), Paonta Sahib(Taruwala)	18-12-2017	14+1	Sh. H.S.Rana, Returning Officer(SDM), Paonta Sahib
59-Shillai	Govt. Degree College, Shillai.	18-12-2017	14+1	Sh. Yogesh Chauhan, Returning Officer(SDM), Shillai
Shimla				
60-Chopal	SDM Meeting Hall Chopal	18-12-2017	10+1	Sh. Anil Kumar, RO-cum-SDO©, Chopal
61-Theog	Govt. ITI Theog at Jais, Tehsil Theog, Distt. Shimla.	18-12-2017	12+1	Sh. Tashi Sandup, RO-cum-SDO © Theog
62-Kasumpti	Auditorium Hall GSSS Chhota Shimla, (Kasumpti)	18-12-2017	14+1	Smt. Jyoti Gupta, RO-cum-AC to DC Shimla
63-Shimla	GSSS Portmore	18-12-2017	10+1	Sh. Ajit Kumar Bhardwaj, RO- cum-SDO© Shimla Urban
64-Shimla Rural	Govt. Degree College Sanjauli, Shimla Commerce Block, Room No.16.	18-12-2017	8+1	Sh. Bhupender Kumar Attri, RO- cum-SDO©, Shimla Rural

65-Jubbal-Kotkhai	Govt. Girls Senior Secondary School Rohru.	18-12-2017	10+1	Sh. Neeraj Gupta, RO-cum-SDO© Kumarsain
66-Rampur (SC)	Room No. 103, New Complex PGSSS Rampur	18-12-2017	14+1	Dr. Nipun Jindal, RO-cum-SDO© Rampur
67-Rohru (SC)	Govt.Sr. Secondary School (Girls) Rohru.	18-12-2017	10+1	Sh.Ghan Shyam Sharma, RO-cum-SDO© Rohru
Kinnaur				
68-Kinnaur (ST)	Bachat Bhawan Hall, Reckongpeo	18-12-2017	10+1	Dr. (Major) Avaninder Kumar, RO-cum-SDO© Kalpa at Reckongpeo

Sr. No. & Name of District	Counting Places	Counting Centers	Counting Hall	Strong Rooms of Polled EVMs and VVPATs after Poll
1	2	3	4	5
1-Chamba	1	1	5	5
2-Kangra	11	11	15	18
3-Lahaul and Spiti	1	1	1	1
4-Kullu	4	4	4	4
5-Mandi	9	9	10	16
6-Hamirpur	1	1	5	10
7-Una	2	2	5	5
8-Bilaspur	3	3	4	8
9-Solan	3	3	5	12
10-Sirmour	5	5	5	8
11-Shimla	7	7	8	10
12-Kinnaur	1	1	1	3
Total	48	48	68	100

Note:- There is increase in the number of strong rooms from the Vidhan Sabha Election 2012(54 Nos.) due to use of VVPATs in Vidhan Sabha Election-2017.

**DETAIL OF STORAGE CENTERS OF POLLED ELECTRONIC VOTING MACHINES
(EVMs) and VVPATs**

Sl No.	No. & Name of AC	Place of Storage of Polled EVMs and VVPATs (Strong Rooms)	Dimensions of Strong Rooms (In Mtrs.) (Length Width)
1	2	3	4
Chamba			
1	1-Churah (SC)	Govt. Millennium Polytechnic College, Chamba	10.40x11.95 Mtrs
2	2-Bharmour (ST)	Govt. Millennium Polytechnic College, Chamba at Sarol	7.00x12.32 Mtrs
3	3-Chamba	Govt. Millennium Polytechnic College, Chamba at Sarol	7.00x12.32 Mtrs
4	4-Dalhousie	Govt. Millennium Polytechnic College, Chamba, Room No. 5.	10.40x11.95 Mtrs
5	5-Bhattiyat	Govt. Millennium Polytechnic College, Chamba, Room No. 4. Second Floor	10.40x11.95 Mtrs
Kangra			
6	6-Nurpur	Room No.4, Govt. Arya Degree College Nurpur	11x7 Mtrs
7	7-Indora (SC)	Room No.3, Govt. Degree Arya College Nurpur	11x7 Mtrs
8	8-Fatehpur	Room No.203 of Science Block Library Hall of Wazir Ram Singh Govt. PG Degree College, Dehri	9.70x6.30 Mtrs
9	9-Jawali	Mini Secretariate Jawali (2nd Floor, Election Department, Room No.2), Jawali.	10.20x3.70 Mtrs
10	10-Dehra	GSSS (Boys) Dehra, 1st Floor, Room No.4 (PS 1 to 50) & Room No.6 (PS 51 to 98)	7.60x5.55 Mtrs 4.70x7.25 Mtrs
11	11-Jaswan Pragpur	GSSS (Boys) Dehra, Room No.2 (PS 1 to 58), Room No.1 (PS 59 to 106)	7.40x5.55 Mtrs 8.10x5.45 Mtrs
12	12-Jawalamukhi	GSSS (Boys) Jawalamukhi, Science Lab, Ground Floor	6.05x7.80 Mtrs
13	13- Jaisinghpur (SC)	Kanwar Durga Chand Govt. Degree College, Jaisinghpur, Room No.305	8.2x7.9 Mtrs
14	14-Sullah	Room No.313, Shaheed Vkiram Batra Govt. Degree College, Palampur.	10.60x8.70 Mtrs
15	15-Nagrota	Ground Floor, Room No.118, Govt. Degree College, Nagrota Bagwan.	10.90x8.70 Mtrs
16	16-Kangra	Green Room No.1 and 2 Multipurpose Hall of Govt. Polytechnic, Kangra.	4.25x4.10 Mtrs 4.25x4.10 Mtrs
17	17-Shahpur	Paryas Bhawan, Govt. Post Graduate College, Dharamshala, Ground Floor & Ground Floor	8.05x8.05 Mtrs

18	18-Dharamshala	Paryas Bhawan,Canteen, Govt. Post Graduate College, Dharamshala, Ground Floor	10.05x10.05 Mtrs
19	19-Palampur	Room No.304, Shaheed Vkiram Batra Govt.Degree College,Palampur.	10.70x8.70 Mtrs
20	20-Bajjnath (SC)	Room No.312,2nd Floor,311 2nd Floor, Pt.Sant Ram,Govt.Degree College,Bajjnath.	10.75x8.30 Mtrs
Lahaul & Spiti			
21	21-Lahaul & Spiti (ST)	Tribal Bhawan, Bhuntar District Kullu	3.35x6.40 mtrs
Kullu			
22	22-Manali	G.S.S.S. Manali , Health Care Room, Room No. 3	9.87x6.66 Mtrs
23	23-Kullu	Govt Degree College, Kullu New Art Block, 2nd Floor, New Room No. 203	10.50x7.00 Mtrs
24	24-Banjar	GSSS Banjar, Room No. 1 Ground Floor	10.70x2.50 Mtrs
25	25-Anni(SC)	Strong Room nearest to Meeting Hall(1st Floor) SDM Office Building, Anni	14.85x10.75 Mtrs
Mandi			
26	26-Karsog (SC)	Girls Common Room & Room No. 102 of Govt. Degree College, Karsog	10.7m x 8.7 mtrs 10.7mx8.7m
27	27-Sundernagar	Govt.Polytechnic Sundernagar, Room No. 204 B	7.80 m x 7.55 mtrs
28	28-Nachan (SC)	Govt. Degree College,Bassa, (Arts Block),3rd Floor Room No.301 & Room No. 302	7.3 Mtrs x 7.2 Mtrs
29	29-Seraj	Govt. Degree College, Lambathach, 2nd Floor Room No. 304 & Room No. 301	10.7 x 7 Mtrs
30	30-Darang	IT Lab, Govt Degree College, Darang at Narla	10.30 x 6.49 Mtrs
31	31-Jogindernagar	Govt Sen. Sec. School ,Jogindernagar, (Room No.54 (PS 1 to 60) & Room No. 55 (PS 61 to127)	5 x 7.20 mtrs
32	32-Dharampur	Govt Degree College Dharampur, 2nd Floor Room No.201	11.00 Mtrs x 7.00 Mtrs.
33	33-Mandi	Govt. Post Graduate College, Mandi (New Buliding,arts Block, Ground Floor) Room No. 106 Room No. 107	7.30 x 8.35 each
34	34-Balh (SC)	Govt. Post Graduate College, Mandi, Arts Block (New Buliding), Ground Floor Room No. 102 Room No. 101	7.3 Mtrs x 8.35 Mtrs
35	35-Sarkaghat	Govt Degree College, Sarkaghat 1st Floor	8.70 x 7.00 mtrs

Hamirpur			
36	36-Bhoranj (SC)	Govt. Sr. Sec. School (Boys), Hamirpur (Room No. 216) PS 1 to 50. (Room No. 202) PS 51 to 99	11.00x5.70 Mtrs 11.00x7.00 Mtrs
37	37-Sujanpur	Govt. Senior Secondary School (Boys), Hamirpur (Room No. 211) PS 1 to 51 (Room No. 210) PS 52 to 103	11.00x5.80 Mtrs 11.00x5.80 Mtrs
38	38-Hamirpur	Govt. Senior Secondary School (Boys), Hamirpur (Room No.204) PS 1 to 47 (Room No.203) PS 48 to 93	11.08 x 5.80 Mtrs 10.95 x 5.80 Mtrs
39	39-Barsar	Govt. Senior Secondary School (Boys), Hamirpur (Room No.213) PS 1 to 55 (Room No.212) PS 56 to 110	11.08 x 5.80 Mtrs 10.95 x 5.80 Mtrs
40	40-Nadaun	Govt. Senior Secondary School (Boys), Hamirpur.(Room No.207) PS 1 to 60 (Room No.206) PS 61 to 120	22.75 x 10.05 Mtrs 10.90 x 6.95 Mtrs
Una			
41	41-Chintpurni (SC)	Hall No.A-7, 2nd Floor, New block Maha Rana Paratap Govt. College , Amb.	9.20x6.50 mtrs
42	42-Gagret	Girls Common Hall No. 4, Ground Floor, Old Block Maha Rana Partap Govt College Amb,	8.90x5.80 mtrs
43	43-Haroli	Hall No.406, 2nd Floor, Block No.3, Govt. Degree College, Una.	10.90 x 9.03 Mtrs
44	44-Una	Hall No. 215, Ground Floor, MBA Block, Govt. Degree college, Una.	5.90 x 8.87 Mtrs
45	45-Kutlehar	Hall No. 401, Ground Floor. Block No.3, Govt. Degree College, Una.	10.90 x 9.03 Mtrs
Bilaspur			
46	46-Jhanduta (SC)	Govt. Degree College Jhandutta, 1st Floor. Room No. 202, 203	17.20x7.60 Mtrs 17.20x7.60 Mtrs
47	47-Ghumarwin	Sawami Vivakanand Govt. Degree College Ghumarwin, 2nd Floor. Room No.303,304	6.45x5.45 Mtrs 6.45x5.45 Mtrs
48	48-Bilaspur	Govt. Degree College Bilaspur. Room No.317, 318	5.27x8.77 Mtrs 5.27x8.77 Mtrs
49	49-Sri Naina Deviji	Govt. Degree College Bilaspur. Room No.320, 319	10.55x8.77 Mtrs 5.27x8.77 Mtrs
Solan			
50	50-Arki	Govt. Sen. Sec. School (Boys), Arki (Hall No. II)	17.50x7.50 Mtrs
51	51-Nalagarh	Top Floor, Library Hall, Govt. Degree College, Nalagarh	15.70x9.70 Mtrs
52	52-Doon	1st Floor Staff Room, Govt. Degree College, Nalagarh	9.75x7.01 Mtrs

53	53-Solan (SC)	Municipal Council Rest House, Solan (Ground Floor)	Room No. 2 = 3.60x3.60 Mtrs Room No. 3 = 3.60x3.60 Mtrs Room No. 4 = 3.60x3.60 Mtrs Room No. 5 = 3.60x3.60 Mtrs Room No. 6 = 3.60x3.60 Mtrs
54	54-Kasauli (SC)	Municipal Council Office, (Ground Floor), Solan	Room No.203=4.25x4.2 Mtrs Room No.204=4.25x4.2 Mtrs Room No.207=4.25x4.2 Mtrs Room No.208=4.25x4.2 Mtrs
Sirmaur			
55	55-Pachhad (SC)	Adjoining Hall to the Counting Centre in 2nd Floor in Govt. Degree College, Rajgarh.	10.15x8.05 Mtrs
56	56-Nahan	Zila Parishad Bhawan (SFDA), Nahan Room No.1,2 & 3	10.06x2.74 Mtrs
57	57-Sri Renukaji (SC)	Govt. Degree College, Sangrah.	15.00x12.00 Mtrs
58	58-Paonta Sahib	Govt. Sr. Sec. School (Boys), Paonta Sahib (Taruwala) Room No.27 Room No. 28	7.45x5.50 Mtrs 7.45x5.50 Mtrs
59	59-Shillai	Govt. Degree College, Shillai, Room No. 313	10.60x8.40 Mtrs
Shimla			
60	60-Chopal	Panchyat Sammiti Hall BDO, office Chopal	19.30 x 6.40 Mtrs
61	61-Theog	Govt. ITI Theog at Jais, Tehsil, Theog, Distt. Shimla.	11 x 5 Mtrs 8 x 7 Mtrs
62	62-Kasumpti	Room No. 7&8, GSSS Chhotta Shimla (Kasumpti)	6.35 x 9.30 Mtrs 6.35 x 9.70 Mtrs
63	63-Shimla	GSSS Portmore, Shimla	9.00 x 7.00
64	64-Shimla Rural	Govt. College Sanjauli, Shimla, Commerce Block, Library	14.50 x 7.00
65	65-Jubbal-Kotkhai	Govt. Girls Senior Secondary School (Girls) Rohru	8.20 x 5.90 Mtrs
66	66-Rampur (SC)	Room No.101 New Complex PGSSS Rampur	15.70 x 9.84 Mtrs
67	67-Rohru (SC)	Govt. Senior Secondary School (Girls) Rohru	8.20 x 5.90 Mtrs
Kinnaur			
68	68-Kinnaur (ST)	Bachat Bhawan Hall Reckong Peo	3 Rooms 4x4 Mtrs

Detail of CSV Appointed, Proxy Votes, Tendered Votes and Set apart Votes				
No. and Name of AC	No. of CSV Appointed	No. of Proxies Who voted	No. of Tendered Votes	No. of Setapart Votes
District Chamba				
1.Churah (SC)	0	0	0	0
2.Bharmour (ST)	0	0	0	0
3.Chamba	0	0	0	0
4.Dalhousie	0	0	0	0
5.Bhattiyat	0	0	0	0
Total	0	0	0	0
District Kangra				
6.Nurpur	0	0	0	0
7.Indora (SC)	0	0	0	0
8.Fatehpur	0	0	0	0
9.Jawali	0	0	0	0
10.Dehra	0	0	0	0
11.Jaswanpragpur	0	0	0	0
12.Jawalamukhi	0	0	1	0
13. Jaisinghpur (SC)	0	0	0	0
14.Sullah	0	0	0	0
15 Nagrota	0	0	0	0
16 Kangra	0	0	0	0
17.Shahpur	0	0	0	0
18.Dharamshala	0	0	1	0
19. Palampur	0	0	1	0
20. Baijnath (SC)	0	0	0	0
Total	0	0	3	0
District Lahaul and Spiti				
21.Lahaul & Spiti (ST)	0	0	0	0
Total	0	0	0	0
District Kullu				
22. Manali	0	0	1	0
23. Kullu	0	0	0	0
24. Banjar	0	0	0	0
25. Anni(SC)	0	0	0	0
Total	0	0	1	0

District Mandi				
26.Karsog (SC)	0	0	1	0
27.Sundernagar	0	0	1	0
28. Nachan (SC)	0	0	0	0
29. Seraj	0	0	2	0
30. Darang	0	0	0	0
31.Jogindernagar	0	0	0	0
32. Dharampur	0	0	0	0
33. Mandi	0	0	0	0
34. Balh (SC)	0	0	0	0
35.Sarkaghat	0	0	0	0
Total	0	0	4	0
District Hamirpur				
36. Bhoranj (SC)	0	0	0	0
37. Sujanpur	0	0	0	0
38. Hamirpur	0	0	0	502
39. Barsar	0	0	0	0
40. Nadaun	0	0	0	0
Total	0	0	0	502
District Una				
41. Chintpurni (SC)	0	0	0	0
42. Gagret	0	0	0	0
43. Haroli	0	0	0	0
44. Una	0	0	4	0
45. Kotlehar	0	0	0	0
Total	0	0	4	0
District Bilaspur				
46. Jhanduta (SC)	0	0	0	0
47. Ghumarwin	0	0	0	0
48. Bilaspur	0	0	0	0
49. Sri Naina Deviji	0	0	0	0
Total	0	0	0	0
District Solan				
50. Arki	0	0	0	0
51. Nalagarh	0	0	0	0
52. Doon	0	0	0	0
53. Solan (SC)	0	0	0	0
54. Kasauli (SC)	0	0	0	0
Total	0	0	0	0

Disrtict Sirmour				
55. Pachhad (SC)	0	0	0	0
56. Nahan	0	0	1	931
57. Sri Renukaji (SC)	0	0	0	0
58. Paonta Sahib	0	0	0	0
59. Shillai	0	0	0	0
Total	0	0	1	931
District Shimla				
60. Chopal	0	0	0	0
61. Theog	0	0	0	0
62. Kasumpti	0	0	0	0
63. Shimla	0	0	0	0
64. Shimla Rural	0	0	0	0
65. Jubbal-Kotkhai	0	0	0	0
66. Rampur (SC)	0	0	0	0
67. Rohru (SC)	0	0	0	0
Total	0	0	0	0
Disrtict Kinnaur				
68. Kinnaur (ST)	0	0	0	0
Total	0	0	0	0
Grand Total	0	0	13	1433

AC-Wise Detail of Candidates Contested and Votes Polled in Vidhan Sabha Elections-2017

No. and Name of AC	Candidates Contested		Party-wise Valid Votes Polled														Total								
	Men	Women	INC	BJP	BSP	CPI	CPM	Others/I	NCP	SP	AJFB	ATMARD	BHJVP	BMP	JSP	LGP		RPS	RAM	SAKP	SwP	NBED			
1	2	3	4	5	6	7	8	9	10	11	12	13	14	15	16	17	18	19	20	21	22	23	24		
District Chamba																									
1.Churah (SC)	4	0	4	23349	28293	NA	NA	NA	425	NA	442	NA	NA	NA	NA	NA	NA	NA	NA	NA	NA	NA	NA	52509	
2.Bhamour (ST)	4	0	4	18395	25744	NA	NA	NA	7024	NA	NA	NA	NA	NA	NA	NA	NA	NA	NA	NA	NA	NA	NA	51163	
3.Chamba	5	0	5	24884	26763	562	NA	NA	1374	NA	NA	NA	NA	NA	NA	NA	NA	NA	NA	NA	NA	NA	NA	53583	
4.Dalhouse	3	1	4	24224	23668	NA	720	NA	NA	NA	NA	NA	NA	NA	NA	NA	NA	487	NA	NA	NA	NA	NA	49099	
5.Bhattiyat	4	0	4	22234	29119	NA	NA	NA	1109	NA	NA	NA	NA	NA	NA	NA	NA	NA	NA	NA	NA	NA	NA	52462	
Total=	20	1	21	113086	133587	562	720	0	9932	0	442	0	0	0	0	0	0	487	0	0	0	0	0	258816	
District Kangra																									
6.Nurpur	3	0	3	28229	34871	484	NA	NA	NA	NA	NA	NA	NA	NA	NA	NA	NA	NA	NA	NA	NA	NA	NA	63584	
7.Indora (SC)	5	1	6	28118	29213	952	NA	NA	907	NA	NA	NA	NA	NA	NA	NA	NA	NA	NA	NA	NA	NA	NA	59190	
8.Fatehpur	8	0	8	18962	17678	830	NA	NA	20250	NA	NA	NA	NA	NA	NA	NA	392	NA	NA	NA	NA	NA	NA	58112	
9.Jawali	5	1	6	28786	36999	266	314	NA	315	NA	NA	NA	NA	NA	NA	NA	NA	NA	NA	NA	NA	NA	236	68916	
10.Dehra	5	1	6	8289	20292	194	NA	NA	24543	NA	NA	NA	NA	393	NA	NA	NA	NA	NA	NA	NA	NA	NA	53711	
11.Jaswanpragpur	9	0	9	21721	23563	203	NA	NA	5075	NA	NA	NA	NA	NA	NA	NA	NA	NA	NA	NA	NA	NA	NA	50582	
12.Jawalamukhi	4	0	4	21450	27914	NA	NA	NA	3916	NA	NA	NA	NA	NA	NA	NA	NA	NA	NA	NA	NA	NA	NA	53280	
13.Jaisinghpur (SC)	5	0	5	18647	29357	1082	NA	NA	387	NA	NA	NA	NA	NA	NA	NA	NA	NA	NA	NA	NA	NA	NA	49913	
14.Sullah	6	1	7	27882	38173	388	NA	NA	2326	NA	NA	NA	NA	NA	NA	NA	NA	NA	NA	NA	NA	NA	NA	68769	
15.Nagrota	3	1	4	31039	32039	344	NA	NA	384	NA	NA	NA	NA	NA	NA	NA	NA	NA	NA	NA	NA	NA	NA	63806	
16.Kangra	6	0	6	25549	19341	225	NA	NA	11805	408	NA	NA	NA	NA	NA	NA	482	NA	NA	NA	NA	NA	NA	57810	
17.Shapur	5	1	6	16333	23104	516	NA	NA	19176	NA	NA	NA	NA	NA	NA	NA	NA	NA	NA	NA	NA	NA	NA	59129	
18.Dharamstala	11	1	12	23053	26080	471	NA	NA	6474	NA	NA	NA	NA	NA	NA	NA	NA	NA	NA	NA	NA	133	NA	56488	
19.Palampur	7	1	8	24252	19928	213	NA	390	5390	NA	NA	NA	NA	NA	NA	NA	NA	NA	NA	NA	NA	NA	NA	50173	
20.Bajnath (SC)	4	0	4	19433	32102	510	NA	NA	331	NA	NA	NA	NA	NA	NA	NA	NA	NA	NA	NA	NA	NA	NA	52376	
Total=	86	8	94	341743	410644	6678	314	390	101279	408	0	0	440	393	307	0	874	0	0	0	133	236	0	863839	

AC-Wise Detail of Candidates Contested and Votes Polled in Vidhan Sabha Elections-2017

No. and Name of AC	Candidates Contested		Party-wise Valid Votes Polled														Total								
	Men	Women	INC	BJP	BSP	CPI	CPM	Others/ ND	NCP	SP	AI/FB	AIMARD	BHJVP	BMP	JSP	LGP		RPS	RAM	SAKP	SwP	NBED			
1	2	3	4	5	6	7	8	9	10	11	12	13	14	15	16	17	18	19	20	21	22	23	24		
District Lahaul & Spiti																									
21. Lahaul & Spiti (ST)	4	0	4	6278	7756	NA	NA	NA	2895	NA	NA	NA	NA	NA	NA	NA	NA	NA	NA	NA	NA	NA	NA	16929	
Total=	4	0	4	6278	7756	0	0	0	2895	0	0	0	0	0	0	0	0	0	0	0	0	0	0	16929	
District Kullu																									
22. Manali	4	0	4	24168	27173	385	NA	NA	1070	NA	NA	NA	NA	NA	NA	NA	NA	NA	NA	NA	NA	NA	NA	52796	
23. Kullu	3	1	4	31423	29885	NA	NA	NA	243	NA	NA	NA	NA	NA	NA	NA	NA	NA	469	NA	NA	NA	NA	62020	
24. Banjar	3	0	3	24767	28007	535	NA	NA	NA	NA	NA	NA	NA	NA	NA	NA	NA	NA	NA	NA	NA	NA	NA	53309	
25. Anni(SC)	3	0	3	24576	30559	NA	NA	4704	NA	NA	NA	NA	NA	NA	NA	NA	NA	NA	NA	NA	NA	NA	NA	59839	
Total=	13	1	14	104934	115624	920	0	4704	1313	0	0	0	0	0	0	0	0	0	469	0	0	0	0	227964	
District Mandi																									
26. Karsog (SC)	8	1	9	17272	22102	309	NA	NA	10571	NA	NA	NA	NA	NA	NA	NA	NA	NA	521	NA	NA	NA	NA	50775	
27. Sundernagar	3	0	3	23282	32545	624	NA	NA	NA	NA	NA	NA	NA	NA	NA	NA	NA	NA	NA	NA	NA	NA	NA	56451	
28. Nachar (SC)	3	0	3	22258	38154	NA	NA	NA	804	NA	NA	NA	NA	NA	NA	NA	NA	NA	NA	NA	NA	NA	NA	61216	
29. Seraj	5	0	5	24265	35519	332	NA	NA	2626	NA	NA	NA	NA	NA	NA	NA	NA	NA	NA	NA	NA	NA	NA	62742	
30. Darang	6	0	6	24851	31392	514	NA	NA	8139	NA	NA	NA	NA	NA	NA	NA	NA	NA	NA	NA	NA	NA	NA	64886	
31. Jogindernagar	5	0	5	6244	24579	521	NA	2864	31214	NA	NA	NA	NA	NA	NA	NA	NA	NA	NA	NA	NA	NA	NA	65422	
32. Dharampur	7	0	7	15967	27931	NA	NA	3284	483	NA	NA	NA	NA	NA	NA	NA	NA	NA	428	NA	NA	NA	NA	48093	
33. Mandi	5	2	7	21025	31282	438	NA	NA	501	NA	NA	NA	NA	NA	NA	NA	NA	NA	NA	NA	NA	NA	NA	53246	
34. Bah (SC)	4	0	4	21893	34704	466	NA	NA	NA	253	NA	NA	NA	NA	NA	NA	NA	NA	NA	NA	NA	NA	NA	57316	
35. Sarkaghat	8	1	9	21403	30705	238	NA	3663	662	NA	NA	NA	NA	NA	NA	101	NA	NA	NA	NA	NA	NA	NA	56752	
Total=	54	4	58	199460	308913	3442	0	9801	54990	0	0	253	0	0	0	101	0	0	949	0	0	0	0	576909	

AC-Wise Detail of Candidates Contested and Votes Polled in Vidhan Sabha Elections-2017

No. and Name of AC	Candidates Contested		Party-wise Valid Votes Polled														Total							
	Men	Women	INC	BJP	BSP	CPI	CPM	Others/ ND	NCP	SP	AIFB	AIWARD	BHJVP	BMP	JSP	LGP		RPS	RAM	SAKP	SWP	NBED		
																							1	2
District Hamirpur																								
36. Bhoranj (SC)	4	1	5	21069	27961	491	NA	NA	308	NA	NA	NA	NA	NA	NA	NA	NA	NA	256	NA	NA	NA	50085	
37. Sujampur	5	0	5	25288	23309	190	1023	NA	344	NA	NA	NA	NA	NA	NA	NA	NA	NA	NA	NA	NA	NA	50214	
38. Hamirpur	7	0	7	18623	25854	231	2398	NA	698	NA	NA	NA	NA	NA	NA	NA	NA	NA	NA	NA	NA	NA	47804	
39. Barsar	4	1	5	25679	25240	281	NA	NA	5181	NA	NA	NA	NA	NA	138	NA	NA	NA	NA	NA	NA	NA	56519	
40. Nadaun	6	0	6	30980	28631	339	NA	NA	2541	NA	NA	NA	NA	NA	NA	NA	NA	NA	NA	NA	NA	NA	62491	
Total=	26	2	28	121639	131055	1532	0	3421	8728	344	0	0	0	0	138	0	0	0	256	0	0	0	267113	
District Una																								
41. Chintpurni (SC)	3	0	3	23909	32488	621	NA	NA	NA	NA	NA	NA	NA	NA	NA	NA	NA	NA	NA	NA	NA	NA	57018	
42. Gagret	4	0	4	24657	33977	260	NA	NA	379	NA	NA	NA	NA	NA	NA	NA	NA	NA	NA	NA	NA	NA	59273	
43. Haroli	4	0	4	35095	27718	376	NA	NA	833	NA	NA	NA	NA	NA	NA	NA	NA	NA	NA	NA	NA	NA	64022	
44. Una	5	0	5	31360	28164	659	NA	NA	2029	NA	NA	NA	NA	NA	NA	NA	NA	NA	NA	NA	NA	NA	62212	
45. Kultehtar	6	0	6	25495	31101	570	NA	NA	1380	NA	NA	NA	NA	NA	NA	NA	NA	NA	NA	NA	NA	NA	58911	
Total=	22	0	22	140516	153448	2486	0	0	4621	0	0	0	0	0	0	0	0	0	0	0	0	0	301436	
District Bilaspur																								
46. Jhanduta (SC)	2	0	2	24068	29030	NA	NA	NA	NA	NA	NA	NA	NA	NA	NA	NA	NA	NA	NA	NA	NA	NA	53098	
47. Ghumarwin	3	0	3	24411	34846	NA	NA	NA	475	NA	NA	NA	NA	NA	NA	NA	NA	NA	NA	NA	NA	NA	59732	
48. Bilaspur	4	0	4	24685	31547	NA	NA	NA	1300	NA	NA	NA	NA	NA	292	NA	NA	NA	NA	NA	NA	NA	57824	
49. Sri Naina Deviji	5	0	5	28119	27077	NA	NA	NA	696	NA	NA	NA	NA	NA	NA	NA	NA	NA	NA	NA	NA	NA	56249	
Total=	14	0	14	101283	122500	0	0	0	2471	0	0	357	0	0	292	0	0	0	0	0	0	0	226903	
District Solan																								
50. Arki	4	0	4	34499	28448	NA	NA	NA	289	NA	NA	NA	NA	NA	445	NA	NA	NA	NA	NA	NA	NA	63681	
51. Nalagarh	5	0	5	25872	24630	NA	NA	NA	19151	NA	NA	NA	NA	NA	NA	NA	NA	NA	NA	NA	NA	NA	69653	
52. Doon	3	0	3	25382	29701	NA	NA	NA	436	NA	NA	NA	NA	NA	NA	NA	NA	NA	NA	NA	NA	NA	55519	
53. Solan (SC)	4	0	4	26200	25529	NA	NA	1632	389	NA	NA	NA	NA	NA	NA	NA	NA	NA	NA	NA	NA	NA	53750	
54. Kasauli (SC)	5	0	5	23214	23656	NA	NA	652	329	NA	NA	NA	NA	NA	NA	NA	NA	NA	NA	NA	NA	NA	48172	
Total=	21	0	21	135167	131964	0	652	1632	20594	0	0	0	0	0	445	0	0	0	0	0	0	0	290775	

AC-Wise Detail of Candidates Contested and Votes Polled in Vidhan Sabha Elections-2017

No. and Name of AC	Candidates Contested		Party-wise Valid Votes Polled													Total									
	Men	Women	INC	BJP	BSP	CPI	CPM	Others/1	NCP	SP	AIFB	AIMARD	BHJVP	BMP	JSP		LGP	RPS	RAM	SAKP	SWP	NBED			
1	2	3	4	5	6	7	8	9	10	11	12	13	14	15	16	17	18	19	20	21	22	23	24		
District Sirmour																									
55. Pachhad (SC)	3	0	3	23816	30243	NA	NA	NA	1182	NA	NA	NA	NA	NA	NA	NA	NA	NA	NA	NA	NA	NA	NA	55241	
56. Nahar	5	0	5	27573	31563	889	NA	836	NA	NA	NA	NA	NA	NA	NA	NA	272	NA	NA	NA	NA	NA	NA	60933	
57. Sri Renukaji (SC)	3	0	3	22028	16868	NA	NA	NA	12069	NA	NA	NA	NA	NA	NA	NA	NA	NA	NA	NA	NA	NA	NA	50965	
58. Paonta Sahib	3	1	4	23392	36011	NA	NA	NA	414	NA	NA	NA	NA	NA	NA	NA	484	NA	NA	NA	NA	NA	NA	60301	
59. Shillai	4	0	4	29171	25046	463	NA	NA	NA	NA	NA	NA	NA	NA	NA	NA	NA	NA	NA	NA	NA	NA	850	55530	
Total=	18	1	19	125980	139731	1152	0	836	13665	0	0	0	0	0	0	0	756	0	0	0	0	880	0	282970	
District Shimla																									
60. Chopal	4	0	4	24950	29537	498	NA	NA	340	NA	NA	NA	NA	NA	NA	NA	NA	NA	NA	NA	NA	NA	NA	55325	
61. Theog	5	0	5	9101	22808	NA	NA	24791	935	NA	NA	NA	NA	NA	NA	NA	NA	NA	NA	NA	NA	NA	NA	57635	
62. Kasumpti	6	1	7	22061	12664	154	NA	4698	1237	NA	NA	NA	NA	NA	NA	NA	NA	NA	NA	NA	NA	NA	NA	40814	
63. Shimla	6	0	6	2680	14012	NA	NA	3047	12228	NA	NA	NA	NA	NA	NA	NA	NA	NA	NA	NA	NA	NA	114	32081	
64. Shimla Rural	4	0	4	28275	23395	NA	NA	NA	668	NA	NA	NA	NA	NA	NA	NA	NA	NA	NA	NA	NA	NA	325	52863	
65. Jubbal-Kotkhai	3	0	3	26404	27466	NA	NA	NA	370	NA	NA	NA	NA	NA	NA	NA	NA	NA	NA	NA	NA	NA	NA	54240	
66. Rampur (SC)	5	0	5	25730	21693	297	NA	1325	3801	NA	NA	NA	NA	NA	NA	NA	NA	NA	NA	NA	NA	NA	NA	52846	
67. Rohru (SC)	3	1	4	29134	19726	415	NA	NA	NA	NA	NA	NA	NA	NA	NA	NA	NA	NA	NA	NA	NA	NA	317	49592	
Total=	36	2	38	168335	171301	1364	0	33861	19579	0	0	0	0	0	0	0	0	0	0	0	0	756	0	395196	
District Kinnaur																									
68. Kinnaur (ST)	5	0	5	20029	19909	404	NA	913	NA	NA	NA	NA	NA	NA	NA	NA	NA	321	NA	NA	NA	NA	NA	41576	
Total=	5	0	5	20029	19909	404	0	913	0	0	0	0	0	0	0	0	0	321	0	0	0	0	0	41576	
Grand Total=	319	19	338	1577450	1846432	18540	1686	55558	240067	752	442	610	440	393	307	445	2161	321	1905	256	2425	236	0	3750425	

Abbreviations:	INC	BJP	BSP	CPI	CPM	Others/IND	NCP	SP	AIFB	AIMARD
Indian Natation Congress		Bharatiya Janata Party	Bahujan Samaj Party	Communist Party of India	Communist Party of India (Marxist)	Independent	Nationalist Congress Party	Samajwadi Party	All India Forward Bloc	All India Manav Adhikar Rainatik Dal
BHJVP		BMP	JSP	LGP	RPS	RAM	SAKP	SWP	NBED	
Bharatiya Himachal Jan Vikas Party		Bahujan Mukti Party	Janraj Samaj Party	Lok Gathbandhan Party	Rashtravadi Pratap Sena	Rashtriya Azad Manch	Samaj Adhikar Kaiyan Party	Swabhiman Party	Nav Bharat Ekta Dal	

Poll Percentage including Postal Ballot Papers for Vidhan Sabha Election 2017

No. & Name of A.C.	Electors		No. of Employees to whom postal Ballot were Issued	No. of Person who cast their votes				Percentage of Poll						
	General	Service		Total	At Polling Station	Through Postal Ballot by Employees on Election Duty	Through Postal Ballot by Service Voters	Total	At Polling Station	Through Postal Ballot by (Employees on Election Duty)	Through Postal Ballot by Service Voters	At polling station by Voters + Through Postal Ballot by Employees on Election Duty	Through Postal Ballot (Employees on Election Duty + Service Voters)	Total
District Chamba														
1-Churah (SC)	68424	199	68623	1055	52023	934	142	53099	76.03	88.53	71.36	77.40	74.48	77.38
2-Bharmour (ST)	71237	137	71374	514	51389	478	59	51926	72.14	93.00	43.07	72.81	73.43	72.75
3-Chamba	75126	163	75289	1051	53256	997	101	54354	70.89	94.86	61.96	72.22	82.13	72.19
4-Dalhousie	66439	230	66669	841	48836	764	94	49694	73.51	90.84	40.87	74.65	71.34	74.54
5-Bhattiyat	70740	805	71545	964	51867	895	556	53318	73.32	92.84	69.07	74.59	50.59	74.52
Total=	351966	1534	353500	4425	257371	4068	952	262391	73.12	91.93	62.06	74.28	68.27	74.23
District Kangra														
6-Nurpur	82260	839	83099	548	63286	380	514	64180	76.93	69.34	61.26	77.40	27.40	77.23
7-Indora (SC)	81876	762	82638	412	59150	295	500	59945	72.24	71.60	65.62	72.60	25.13	72.54
8-Fatehpur	79866	927	80793	631	57481	496	688	58665	71.97	78.61	74.22	72.59	31.84	72.61
9-Jawali	89223	1084	90307	871	66268	727	732	67727	74.27	83.47	67.53	75.09	37.19	75.00
10-Dehra	75493	1029	76522	802	53709	472	677	54858	71.14	58.85	65.79	71.77	25.78	71.69
11-Jaswan-Pragpur	72559	698	73257	550	50117	448	465	51030	69.07	81.45	66.62	69.69	35.90	69.66
12-Jawalamukhi	71466	826	72292	552	52886	362	473	53721	74.00	65.58	57.26	74.51	26.27	74.31
13-Jaisinghpur(SC)	76536	941	77477	584	49422	526	652	50600	64.57	90.07	69.29	65.26	34.49	65.31
14-Sullah	95064	1081	96145	892	68162	644	770	69576	71.70	72.20	71.23	72.38	32.64	72.37
15-Nagrota	81182	560	81742	881	63354	777	403	64534	78.04	88.20	71.96	79.00	53.92	78.95
16-Kangra	75471	428	75899	755	57663	652	239	58554	76.40	86.36	55.84	77.27	55.11	77.15
17-Shahpur	79430	667	80097	630	59354	495	453	60302	74.72	78.57	67.92	75.35	38.16	75.29
18-Dharamshala	74459	404	74863	776	56301	584	276	57161	75.61	75.26	68.32	76.40	49.49	76.35
19-Palampur	69044	765	69809	762	49812	556	514	50882	72.15	72.97	67.19	72.95	36.41	72.89
20-Bajinath (SC)	79329	831	80160	777	52037	540	579	53156	65.60	69.50	69.68	66.28	33.58	66.31
Total=	1183258	11842	1195100	10423	859002	7954	7935	874891	72.60	76.31	67.01	73.27	35.72	73.21
District Lahaul & Spiti														
21-Lahaul & Spiti (ST)	22995	236	23231	113	16877	82	86	17045	73.39	72.57	36.44	73.75	23.50	73.37
Total=	22995	236	23231	113	16877	82	86	17045	73.39	72.57	36.44	73.75	23.50	73.37

District Kullu														
22-Manali	66338	114	66452	551	52674	441	74	53189	79.40	80.04	64.91	80.07	66.32	80.04
23-Kullu	81462	191	81653	1032	61732	611	86	62429	75.78	59.21	45.03	76.53	49.96	76.46
24-Banjar	66019	107	66126	953	53104	870	77	54051	80.44	91.29	71.96	81.76	82.08	81.74
25-Anni (SC)	7623	117	7740	1313	59575	1137	79	60791	76.75	86.60	67.52	78.21	79.51	78.20
Total=	291442	529	291971	3849	227085	3059	316	230460	77.92	79.48	59.74	78.97	69.87	78.93
District Mandi														
26-Karsog (SC)	67185	144	67329	855	50680	761	105	51546	75.43	89.01	72.92	76.57	76.18	76.56
27-Sundemagar	73940	421	74361	771	56396	701	284	57381	76.27	90.92	67.46	77.22	58.81	77.17
28-Nachan (SC)	77171	612	77783	1080	60481	978	434	61893	78.37	90.56	70.92	79.64	57.80	79.57
29-Seraj	74633	192	74825	814	62340	756	132	63228	83.53	92.87	68.75	84.54	75.15	84.50
30-Darang	79488	720	80208	964	64127	875	484	65486	80.68	90.77	67.22	81.78	51.96	81.65
31-Jogindemagar	89506	1244	90750	1160	64932	1040	881	66853	72.54	89.66	70.82	73.71	43.26	73.67
32-Dharampur	73111	941	74052	1185	47106	1288	426	48820	64.43	108.69	45.27	66.19	60.58	65.93
33-Mandi	68700	978	69678	975	52399	745	813	53957	76.27	76.41	83.13	77.36	38.15	77.44
34-Baih (SC)	70504	755	71259	1168	56660	1051	366	58077	80.36	89.98	48.48	81.85	54.65	81.50
35-Sarkaghat	81808	948	82756	1035	55633	1000	637	57270	68.00	96.62	67.19	69.23	50.43	69.20
Total=	756046	6955	763001	10007	570754	9195	4562	584511	75.49	91.89	65.59	76.71	54.21	76.61
District Hamirpur														
36-Bhoranj (SC)	74763	926	75689	1023	49225	771	629	50625	65.84	75.37	67.93	66.87	39.56	66.89
37-Sujanpur	67065	1439	68504	706	49579	572	949	51100	73.93	81.02	65.95	74.78	26.67	74.59
38-Hamirpur	68717	727	69444	945	47581	727	500	48808	69.24	76.93	68.78	70.30	43.48	70.28
39-Barsar	79462	1255	80717	899	55740	712	868	57320	70.15	79.20	69.16	71.04	33.05	71.01
40-Nadaun	85432	847	86279	1024	61443	914	585	62942	71.92	89.26	69.07	72.99	48.85	72.95
Total=	375439	5194	380633	4597	263568	3696	3531	270795	70.20	80.40	67.98	71.19	37.75	71.14
District Una														
41-Chintpurni (SC)	77329	650	77979	770	56682	613	444	57739	73.30	79.61	68.31	74.09	43.17	74.04
42-Gagret	75670	870	76540	623	58903	477	615	59996	77.84	76.57	70.69	78.47	31.95	78.38
43-Haroli	80468	730	81198	598	63643	477	535	64655	79.09	79.77	73.29	79.68	35.92	79.63
44-Una	79065	447	79512	633	61723	542	291	62556	78.07	85.62	65.10	78.75	50.19	78.67
45-Kuflehar	78806	888	79694	883	58347	682	628	59657	74.04	77.24	70.72	74.90	38.51	74.86
Total=	391338	3585	394923	3507	299298	2791	2513	304602	76.48	79.58	70.10	77.19	39.35	77.13
District Bileaspur														
46-Jhanduta (SC)	71641	714	72355	885	52745	736	468	53949	73.62	83.16	65.55	74.65	46.03	74.56
47-Ghumanwin	80765	695	81460	1139	58849	937	609	60395	72.86	82.27	87.63	74.02	51.09	74.14
48-Bilaspur	76734	510	77244	965	57246	780	354	58380	74.60	80.83	69.41	75.62	52.88	75.58
49-Sri Naina Deviji	67401	362	67763	900	56000	623	242	56865	83.08	69.22	66.85	84.01	49.37	83.92
Total=	296541	2281	298822	3889	224840	3076	1673	229589	75.82	79.09	73.35	76.86	49.85	76.83
District Solan														
50-Arki	84560	427	84987	1134	63657	924	302	64883	75.28	81.48	70.73	76.37	59.19	76.34
51-Nalagath	82064	637	82701	760	69381	664	424	70469	84.54	87.37	66.56	85.35	47.53	85.21
52-Doon	62351	226	62571	543	55472	450	166	56088	88.97	82.87	73.45	89.69	58.52	89.63
53-Solan (SC)	81019	236	81255	736	53993	434	182	54609	66.64	58.97	77.12	67.18	44.65	67.21
54-Kasauli (SC)	63965	280	64245	307	48325	224	208	48757	75.55	72.96	74.29	75.90	38.16	75.89
Total=	373959	1806	375765	3480	290828	2696	1282	294806	77.77	77.47	70.99	78.49	51.00	78.45

District Sirmour														
55-Pachhad (SC)	68715	395	69110	795	54861	725	273	55859	79.84	91.19	69.11	80.89	60.92	80.83
56-Nahan	74527	498	75025	934	61463	861	315	62639	82.47	92.18	63.25	83.63	60.13	83.49
57-Sri Renukaji (SC)	63353	363	65716	805	51160	733	238	52131	78.28	91.06	65.56	79.40	62.76	79.33
58-Paonta Sahib	74938	372	75310	501	60383	401	284	61068	80.58	80.04	76.34	81.11	45.93	81.09
59-Shillai	65507	270	65777	893	55147	853	192	56192	84.18	95.52	71.11	85.49	73.34	85.43
Total=	349040	1898	350938	3928	283014	3573	1302	287889	81.08	90.96	68.60	82.11	61.33	82.03
District Shimla														
60-Chopal	72858	289	73147	1043	54771	935	194	55900	75.17	89.65	67.13	76.46	70.20	76.42
61-Theog	78267	273	78540	840	57252	612	208	58072	73.15	72.86	76.19	73.93	54.99	73.94
62-Kasumpti	61084	99	61183	530	40909	355	66	41330	66.97	66.98	66.67	67.55	56.44	67.55
63-Shimla	50406	18	50424	246	32237	188	3	32428	63.95	76.42	16.67	64.33	71.21	64.31
64-Shimla Rural	71617	298	71915	810	52416	618	196	53230	73.19	76.30	65.77	74.05	55.78	74.02
65-Jubbai-Kotkhai	67194	95	67289	824	53921	725	60	54706	80.25	87.99	63.16	81.33	78.89	81.30
66-Rampur (SC)	70901	113	71014	934	52695	591	66	53352	74.32	63.28	58.41	75.16	56.45	75.13
67-Rohru (SC)	68998	157	69155	764	49521	616	107	50244	71.77	80.63	68.15	72.66	66.88	72.65
Total=	541325	1342	542667	5991	393722	4640	900	399262	72.73	77.45	67.06	73.59	63.28	73.57
District Kinnaur														
68-Kinnaur (ST)	55018	372	55390	417	41368	296	271	41935	75.19	70.98	72.85	75.73	37.52	75.71
Total=	55018	372	55390	417	41368	296	271	41935	75.19	70.98	72.85	75.73	37.52	75.71
State Total =	4988367	37574	5025941	54626	3727727	45126	25923	3798176	74.73	82.61	67.40	75.63	48.94	75.57

Detail of Postal Ballot Papers

No. and Name of AC	No. of Service Voters	No. of Postal Ballot Papers issued to Service Electors	No. of Postal Ballot Papers received back from Service Voters		No. of Employes on Election duty	No. of Postal Ballot Papers issued to voters on Election duty	No. of Postal Ballot Papers received back from voters on Election duty		Total Postal Ballot Papers issued for Service Voters and Voters on Election Duty		
			In Time	Un-delivered			In Time	Un-delivered	Issued	Received in Time	Received Un-delivered
District Chamba											
1.Churah (SC)	199	199	142	0	1055	1055	934	0	1254	1076	0
2.Bharmour (ST)	137	137	59	12	514	514	478	0	651	537	12
3.Chamba	163	163	101	0	1051	1051	997	0	1214	1098	0
4.Dalhousie	230	230	94	0	841	841	764	0	1071	858	0
5.Bhattiyat	805	805	556	20	964	964	895	0	1769	1451	20
Total	1534	1534	952	32	4425	4425	4068	0	5959	5020	32
District Kangra											
6.Nurpur	839	839	514	0	548	548	380	0	1387	894	0
7.Indora (SC)	762	762	500	0	412	412	295	0	1174	795	0
8.Fatehpur	927	927	688	0	631	631	496	0	1558	1184	0
9.Jawali	1084	1084	732	0	871	871	727	0	1955	1459	0
10.Dehra	1029	1029	677	0	802	802	472	0	1831	1149	0
11.Jaswanpragpur	698	698	465	0	550	550	448	0	1248	913	0
12.Jawalamukhi	826	826	473	0	552	552	362	0	1378	835	0
13. Jaisinghpur (SC)	941	941	652	0	584	584	526	0	1525	1178	0
14.Sullah	1081	1081	770	0	892	892	644	0	1973	1414	0

15 Nagrota	560	560	403	0	881	881	777	0	1441	1180	0
16 Kangra	428	428	239	0	755	755	652	0	1183	891	0
17. Shahpur	667	667	453	0	630	630	495	0	1297	948	0
18. Dharamshala	404	404	276	0	776	776	584	23	1180	860	23
19. Palampur	765	765	514	0	762	762	556	0	1527	1070	0
20. Baijnath (SC)	831	831	579	5	777	777	540	0	1608	1119	5
Total	11842	11842	7935	5	10423	10423	7954	23	22265	15889	28
District Lahaul and Spiti											
21. Lahaul & Spiti (ST)	236	236	86	0	113	113	82	0	349	168	0
Total	236	236	86	0	113	113	82	0	349	168	0
District Kullu											
22. Manali	114	114	74	0	551	551	441	0	665	515	0
23. Kullu	191	191	86	0	1032	1032	611	2	1223	697	2
24. Banjar	107	107	77	0	953	953	870	0	1060	947	0
25. Anni(SC)	117	117	79	0	1313	1313	1137	0	1430	1216	0
Total	529	529	316	0	3849	3849	3059	2	4378	3375	2
District Mandi											
26. Karsog (SC)	144	144	105	1	855	855	761	1	999	866	2
27. Sundernagar	421	421	284	0	771	771	701	0	1192	985	0
28. Nachan (SC)	612	612	434	0	1080	1080	978	0	1692	1412	0
29. Seraj	192	192	132	0	814	814	756	4	1006	888	4
30. Darang	720	720	484	0	964	964	875	0	1684	1359	0
31. Jogindernagar	1244	1244	881	0	1160	1160	1040	0	2400	1921	0
32. Dharampur	941	941	426	0	1185	1185	1288	0	2126	1714	0
33. Mandi	978	978	813	0	975	975	745	0	1953	1558	0
34. Balh (SC)	755	755	366	0	1168	1168	1051	0	1923	1417	0
35. Sarkaghat	948	948	637	0	1035	1035	1000	0	1983	1637	0
Total	6955	6951	4562	1	10007	10007	9195	5	16958	13757	6
District Hamirpur											
36. Bhoranj (SC)	926	926	629	12	1023	1023	771	0	1949	1400	12
37. Sujanpur	1439	1439	949	0	706	706	572	0	2145	1521	0
38. Hamirpur	727	727	500	0	945	945	727	0	1672	1227	0

39. Barsar	1255	1255	868	0	899	899	712	0	2154	1580	0
40. Nadaun	847	847	585	0	1024	1024	914	0	1871	1499	0
Total	5194	5194	3531	12	4597	4597	3696	0	9791	7227	12
District Una											
41. Chintpurni (SC)	650	650	444	0	770	770	613	0	1420	1057	0
42. Gagret	870	870	615	0	623	623	477	0	1493	1092	0
43. Haroli	730	730	535	0	598	598	477	0	1328	1012	0
44. Una	447	447	291	0	633	633	542	0	1080	833	0
45. Kutlehar	888	888	628	0	883	883	682	0	1771	1310	0
Total	3585	3585	2513	0	3507	3507	2791	0	7092	5304	0
District Bilaspur											
46. Jhanduta (SC)	714	714	468	10	885	885	736	0	1599	1204	10
47. Ghumarwin	695	695	609	0	1139	1139	937	0	1834	1546	0
48. Bilaspur	510	510	354	0	965	965	780	0	1475	1134	0
49. Sri Naina Deviji	362	362	242	0	900	900	623	0	1262	865	0
Total	2281	2281	1673	10	3889	3889	3076	0	6170	4749	10
District Solan											
50. Arki	427	427	302	0	1134	1134	924	0	1561	1226	0
51. Nalagarh	637	637	424	0	760	760	664	4	1397	1088	4
52. Doon	226	226	166	0	543	543	450	0	769	616	0
53. Solan (SC)	236	236	182	0	736	736	434	0	972	616	0
54. Kasauli (SC)	280	280	208	0	307	307	224	0	587	432	0
Total	1806	1806	1282	0	3480	3480	2696	4	5286	3978	4
District Sirmour											
55. Pachhad(SC)	395	395	273	0	795	795	725	0	1190	998	0
56. Nahan	498	498	315	0	934	934	861	0	1432	1176	0
57. Sri Renukaji (SC)	363	363	238	83	805	805	733	100	1168	971	183
58. Paonta Sahib	372	372	284	0	501	501	401	0	873	685	0
59. Shillai	270	270	192	0	893	893	853	0	1163	1045	0
Total	1898	1898	1302	83	3928	3928	3573	100	5826	4875	183

District Shimla												
60. Chopal	289	289	289	194	0	1043	1043	935	0	1332	1129	0
61. Theog	273	273	273	208	0	840	840	612	0	1113	820	0
62. Kasumpti	99	99	99	66	0	530	530	355	0	629	421	0
63. Shimla	18	18	18	3	0	246	246	188	0	264	191	0
64. Shimla Rural	298	298	298	196	0	810	810	618	0	1108	814	0
65. Jubbal-Kotkhai	95	95	95	60	0	824	824	725	0	919	785	0
66. Rampur (SC)	113	113	113	66	0	934	934	591	0	1047	657	0
67. Rohru (SC)	157	157	157	107	0	764	764	616	0	921	723	0
Total	1342	1342	1342	900	0	5991	5991	4640	0	7333	5540	0
Disrtict Kinnaur												
68. Kinnaur (ST)	372	372	372	271	0	417	417	296	0	789	567	0
Total	372	372	372	271	0	417	417	296	0	789	567	0
Grand Total	37574	37570	37570	25323	143	54626	54626	45126	134	92196	70449	277

AC- WISE HIGHEST - LOWEST POLLING PERCENTAGE				
No. and Name of AC	No. and Name of Polling Station	Highest Percentage	No. and Name of Polling Station	Lowest Percentage
1	2	3	4	5
District Chamba				
1.Churah (SC)	79-DPF Saloh	86.40%	34-Kuthed (Khush Nagri)	76.09%
2.Bharmour (ST)	49-Janni	88.02%	136-Kinyur	21.18%
3.Chamba	93-Lagga	85.15%	24-Tapoon	10.43%
4.Dalhousie	34-Luhani	90.34%	98-Upper Sadar Bazar-I	48.56%
5.Bhattiyat	81-Chhallara	83.61%	14-Bhotan	02.20%
District Kangra				
6.Nurpur	38-Basal	88.08%	17-Chotidhar	60.86%
7.Indora (SC)	100-Mand Bhogarwan	84.03%	53-Gheta	61.22%
8.Fatehpur	98-Sath Kuthera	85.42%	91-Agahar	60.77%
9.Jawali	67-Dhan-II	85.20%	8-Dhar	66.10%
10.Dehra	22-Haripur	79.64%	70-Kanol	61.12%
11.Jaswanpragpur	94-Kharoti	81.96%	43-Jalera	51.63%
12.Jawalamukhi	40-Jawalamukhi-I	83.22%	51-Pihri	61.94%
13. Jaisinghpur (SC)	79-Paprola	80.00%	38-Kosri-I	53.63%
14.Sullah	40-Mohrla	85.50%	127-Kona-II	60.51%
15 Nagrota	36-Kawari-II	88.50%	93-Sarut Uparla	61.59%
16 Kangra	48-Abdullapur	85.63%	74-Thakurdwara	60.49%
17.Shahpur	14-Balh	88.36%	20-Manoh	56.20%
18.Dharamshala	23A-Dari-III	100.00%	5-Forest Ganj	45.25%
19. Palampur	77-Oder	84.80%	55-Banuri-I	36.90%
20. Baijnath (SC)	99-Bara Bhangal	79.11%	56-Patelnagar	52.98%
District Lahaul & Spiti				
21.Lahaul & Spiti (ST)	91-Khar	95.70%	55-Teeno	55.95%
District Kullu				
22. Manali	24-Kaniyal	94.37%	18-Manali	56.10%
23. Kullu	65-Pah	90.15%	116-Malana	57.53%
24. Banjar	132-Dharan	93.64%	11-Sharabai	63.87%
25. Anni(SC)	16-Pokhri	91.57%	115-Shahgai	64.02%
District Mandi				
26.Karsog (SC)	53-Lalag	90.94%	34-Bindla	53.87%
27. Sundernagar	62-Kandar	89.69%	53-Slapper	42.63%
28. Nachan (SC)	51-Prechhi	87.74%	61-Dharwar	59.33%
29. Seraj	58-Bhalwad	92.41%	87-Bhekhali	72.56%

30. Darang	97-Thuwari	96.10%	29-Chhohri	66.60%
31. Jogindernagar	87-Dhalu-II	86.18%	62-Bhatwara	54.55%
32. Dharampur	100-Giun	71.05%	03-Chatroun	0.18%
33. Mandi	59-Dhanyari	89.74%	101-Jaral Colony	58.81%
34. Balh (SC)	93-Chandyal	89.05%	03-Sardhwar	68.71%
35. Sarkaghat	26-Bhatoh	80.00%	69-Sadwal	55.02%
District Hamirpur				
36. Bhoranj (SC)	07-Samirpur-I	82.23%	50-Jakhyol-2	55.99%
37. Sujampur	68-Chalokhar	86.28%	20-Jangal Khas	56.59%
38. Hamirpur	49-Bohni	81.98%	24-Hamirpur	49.60%
39. Barsar	58-Balh Dhatwatian	82.80%	29-Sohari-2	55.77%
40. Nadaun	69-Pansai	83.78%	113-Palwin	48.11%
District Una				
41. Chintpurni (SC)	48-Thada	86.68%	03-Bhater	61.17%
42. Gagret	54-Dawali	88.91%	26-Mawa Kohlan-I	67.59%
43. Haroli	16-Ispur-I	86.68%	63-Polian Beet-2	68.32%
44. Una	33-Tabba-1	89.80%	10-Una-5	66.42%
45. Kotlehar	07-Huthloun	88.25%	08-Ghaloon	59.01%
District Bilaspur				
46. Jhanduta (SC)	51A-Bهران	86.46%	02-Badgaon-II	61.89%
47. Ghumarwin	83-Chuwari	87.27%	14-Marhana-I	63.93%
48. Bilaspur	87-Parnali	88.59%	45-Bhater Uparli-III	40.00%
49. Sri Naina Deviji	40-Patta	90.33%	10-Malokhar	74.73%
District Solan				
50. Arki	125-Jandu	88.13%	27-Rauri-I	58.73%
51. Nalagarh	78-Mandiarpur	96.68%	63-W.No. 6 Nalagarh	73.27%
52. Doon	63-Lehi	98.30%	5-Dhayla	76.39%
53. Solan (SC)	21-Malga	89.15%	66-Solan W. No. 1 (2)	50.51%
54. Kasauli (SC)	84-Bigad	89.45%	28A-Dagshai-2	44.61%
District Sirmour				
55. Pachhad (SC)	42-Kadang	94.40%	54-Baru Shaura	48.36%
56. Nahan	68-Kharkon	96.91%	45-Nahan (Nya Bazar-II)	55.56%
57. Sri Renukaji (SC)	115-Mahat	94.72%	62-Tikkar	62.23%
58. Paonta Sahib	07-Bainkuan	96.14%	57-Rajban-I	48.01%
59. Shillai	64-Sathaur	95.31%	41-Shillai-2	67.62%

District Shimla				
60. Chopal	07-Tali	93.27%	121-Churayan	61.47%
61. Theog	158-Palail	89.22%	54-Kot	47.10%
62. Kasumpti	105-Satlai	89.12%	54-Sangti-4	38.70%
63. Shimla	52-Lalpani-2	75.04%	02-Summer Hill	36.81%
64. Shimla Rural	69-Mahapuna	90.00%	110-Lower Chakkar	48.68%
65. Jubbal-Kotkhai	122-Kuddu	90.75%	92-Saraswati Nagar-2	69.07%
66. Rampur (SC)	140-Shah	89.23%	13-Khadela	56.08%
67. Rohru (SC)	12-Sandaur	80.45%	121-Pandar	75.70%
District Kinnaur				
68. Kinnaur (ST)	81-Thikru	97.31%	55-Reckongpeo	53.73%

NAMES, ADDRESSES & PARTY AFFILIATION OF ELECTED CANDIDATES		
Sl. No. & Name of Assembly Constituency	Names and Addresses of the Elected Candidates	Party affiliation (If any)
1	2	3
1-Churah (SC)	Sh. Hans Raj, Village Dhyas, Post Office Tarela, Tehsil Churah, District Chamba, H.P.	Bharatiya Janata Party
2-Bharmour (ST)	Sh. Jia Lal, Village, P.O. Bharmour, Tehsil Bharmour, District Chamba, H.P.	Bharatiya Janata Party
3-Chamba	Sh. Pawan Nayyar, Mahalla Bangotu, Post Office, Chamba, Chamba Town, Tehsil and District, Chamba, H.P.	Bharatiya Janata Party
4-Dalhousie	Smt. Asha Kumari, Jandrihat Palace Dalhousie, Distt. Chamba, H.P.	Indian National Congress
5-Bhattiyat	Sh. Bikram Singh Jaryal, Village Simbal Ghatta P.O Tundi, Tehsil Sihunta, Distt. Chamba H.P.	Bharatiya Janata Party
6-Nurpur	Sh. Rakesh Pathania, Village Jachh, Post Office Bassa Waziran, Tehsil Nurpur, District Kangra, H.P.	Bharatiya Janata Party
7-Indora (SC)	Smt. Reeta Devi, Village & Post Office Surajpur Uprala Tehsil Indora District Kangra, H.P.	Bharatiya Janata Party
8-Fatehpur	Sh. Sujan Singh Pathania, Vill Hara, PO & Tehsil Fatehpur, Distt. Kangra, H.P.	Indian National Congress
9-Jawali	Sh. Arjun Singh, Village & P.O Chalwara Tehsil Jawali Distt. Kangra, H.P.	Bharatiya Janata Party
10-Dehra	Sh. Hoshyar Singh, VPO Kherian Sub Tehsil Haripur Tehsil Dehra Distt. Kangra, H.P.	Independent
11-Jaswan-Pragpur	Sh. Bikram Singh, Village Jole, PO. Jandour, Tehsil Jaswan, District Kangra, H.P.	Bharatiya Janata Party
12-Jawalamukhi	Sh. Ramesh Chand Dhawala, Village Rainta, Post Office Dhawala, Tehsil Dehra, Distt. Kangra, H.P.	Bharatiya Janata Party
13-Jaisinghpur (SC)	Sh. Ravinder Kumar, Village Jangal P.O. Alampur Teh. Jaisinghpur Distt.-Kangra, H.P.	Bharatiya Janata Party
14-Sullah	Sh. Vipin Singh Parmar, VPO Nanaon Teh. Palampur Distt Kangra, H.P.	Bharatiya Janata Party
15-Nagrota	Sh. Arun Kumar, Ward No.6 Pathshala Gali, Nagrota Bagwan, Tehsil Nagrota Bagwan, District Kangra H.P.	Bharatiya Janata Party
16-Kangra	Sh. Pawan Kumar Kajal, VPO- Sahouda, Tehsil & District- Kangra, H.P.	Indian National Congress
17-Shahpur	Smt. Sarveen Choudhary, VPO & Tehsil-Shahpur, Distt. Kangra, H.P.	Bharatiya Janata Party
18-Dharamshala	Sh. Kishan Kapoor, V.P.O Khanyara, Tehsil Dharamshala District Kangra H.P.	Bharatiya Janata Party
19-Palampur	Sh. Ashish Butail, VPO Bundla Tea Estate Tehsil Palampur, Distt. Kangra, H.P.	Indian National Congress

20-Baijnath (SC)	Sh. Mulkh Raj, VPO Dhanag Tehsil Baijnath District Kangra H.P.	Bharatiya Janata Party
21-Lahaul & Spiti (ST)	Dr. Ram Lal Markanda, Village & Post Office. Udaipur Sub Tehsil Udaipur Distt. Lahaul Spiti, H.P.	Bharatiya Janata Party
22-Manali	Sh. Govind Singh Thakur, Vill. Kaniyal PO Chhiyal Teh. Manali District Kullu, H.P.	Bharatiya Janata Party
23-Kullu	Sh. Sunder Singh Thakur, Village Tegubehar, P.O. Khohan, Tehsil Bhunter, District Kullu, H.P.	Indian National Congress
24-Banjar	Sh. Surender Shourie, Vill. Khundan P.O.& Tehsil Banjar, Distt. Kullu, H.P.	Bharatiya Janata Party
25-Anni (SC)	Sh. Kishori Lal, Village Panvi, PO Durah, Tehsil Nirmand, District Kullu, H.P.	Bharatiya Janata Party
26-Karsog (SC)	Sh. Hira Lal, Village Lalag, P.O Kao, Tehsil Karsog, Distt Mandi H.P.	Bharatiya Janata Party
27-Sundernagar	Sh. Rakesh Kumar, Village-Pungh, P.O. & Tehsil Sundernagar, Distt Mandi, H.P.	Bharatiya Janata Party
28-Nachan (SC)	Sh. Vinod Kumar, Village & P.O. Chail Chowk, Tehsil Chachyot, District Mandi H.P.	Bharatiya Janata Party
29-Seraj	Sh. Jai Ram Thakur, Village Tandi, PO & Tehsil Thunag, Distt. Mandi, H.P.	Bharatiya Janata Party
30-Darang	Sh. Jawahar Thakur, Vill. Sanod (Piun) PO-Kot Khamradha, Teh-Aut Distt, Mandi, H.P.	Bharatiya Janata Party
31-Jogindernagar	Sh. Prakash Rana VPO, Golwan Tehsil Lad Bharol, Distt Mandi H.P.	Independent
32-Dharampur	Sh. Mahender Singh, Village Richhali, P.O. Dhawali, Tehsil Dharampur, Distrcit Mandi, H.P.	Bharatiya Janata Party
33-Mandi	Sh. Anil Sharma, House No. 228/6, Lower Samkhetar, Mandi Town, Distt Mandi H.P.	Bharatiya Janata Party
34-Balh (SC)	Sh. Inder Singh, Village Ghatta, PO Kummi, Tehsil Balh, Distt Mandi H.P.	Bharatiya Janata Party
35-Sarkaghat	Sh. Inder Singh, Vill. Nagaravin, P.O Barin, Tehsil Baldwara Distt. Mandi H.P.	Bharatiya Janata Party
36-Bhoranj (SC)	Smt. Kamlesh Kumari, Vill. Nahalwin, PO. Aghar, Teh.& Distt. Hamirpur, H.P.	Bharatiya Janata Party
37-Sujanpur	Sh. Rajinder Rana, Vill Groudu Mihaliayan, P.O. Patlander, Tehsil Sujanpur, District Hamirpur, H.P.	Indian National Congress
38-Hamirpur	Sh. Narinder Thakur, House No.10, Ward No.1 Hira Nagar, Municipal Council Area, Tehsil & Distt. Hamirpur, H.P.	Bharatiya Janata Party
39-Barsar	Sh. Inder Dutt Lakanpal, Village-Kahwa Post Office-Bhakreri Tehsil- Barsar Distt. Hamirpur, H.P.	Indian National Congress
40-Nadaun	Sh. Sukhvinder Singh Sukhu, Village Bhabran, Post Office Kitpal, Tehsil Nadaun, District Hamirpur, H.P.	Indian National Congress
41-Chintpurni (SC)	Sh. Balbir Singh, VPO Pratap Nagar Amb, Tehsil Amb District Una, H.P.	Bharatiya Janata Party
42-Gagret	Sh. Rajesh Thakur, VPO, Deoli, Tehsil, Ghanari, District, Una, H.P.	Bharatiya Janata Party

43-Haroli	Sh. Mukesh Agnihotri, VPO Gondpur Jaichand Sub-Tehsil Dulehar Distt. Una, H.P.	Indian National Congress
44-Una	Sh. Satpal Singh Raizada, Village Lalsingi, Post Office Rainsari, Tehsil & District Una, H.P.	Indian National Congress
45-Kutlehar	Sh. Virender Kanwar, Vill Gehra P.O. Thanakalan Tehsil Bangana Distt Una, H.P.	Bharatiya Janata Party
46-Jhanduta (SC)	Sh. Jeet Ram Katwal, Village Ropari PO & Tehsil Jhandutta District Bilaspur, H.P.	Bharatiya Janata Party
47-Ghumarwin	Sh. Rajinder Garg, Village-Dakri Ward No.6 Post Office & Tehsil-Ghumarwin District-Bilaspur, H.P.	Bharatiya Janata Party
48-Bilaspur	Sh. Subhash Thakur, Village Bagadi Post Office Nichali Bhater Tehsil Sadar Distt. Bilaspur, H.P.	Bharatiya Janata Party
49-Sri Naina Deviji	Sh. Ram Lal Thakur, Vill. Ghial P.O. Namhol, Sub-Tehsil Namhol, District Bilaspur, H.P.	Indian National Congress
50-Arki	Sh. Virbhadra Singh, Holly Lodge, Jakhoo, Shimla-1, H.P.	Indian National Congress
51-Nalagarh	Sh. Lakhvinder Singh Rana, Village & P.O. Joghon, Tehsil Nalagarh, Distt. Solan, H.P.	Indian National Congress
52-Doon	Sh. Paramjeet Singh, Village Lehi P.O Karuana, Tehsil Baddi, H.P.	Bharatiya Janata Party
53-Solan (SC)	Dr. (Col.) Dhani Ram Shandil, Village Basheel, PO. Mamligh, Sub.Tehsil Mamligh, Tehsil Kandaghat, District Solan, H.P.	Indian National Congress
54-Kasauli (SC)	Sh. Rajiv Saizal, Village Rihun, P.O. Bohli, Tehsil & Distt. Solan, H.P	Bharatiya Janata Party
55-Pachhad (SC)	Sh. Suresh Kumar Kashyap, Vill. Paplahaan PO. Gagal Shikor Tehsil Pachhad Distt. Sirmour, H.P.	Bharatiya Janata Party
56-Nahan	Dr. Rajeev Bindal, H.No.102/2, Bindal Niwas, Villa Round, Nahan, Distt. Sirmour, H.P.	Bharatiya Janata Party
57-Sri Renukaji (SC)	Sh. Vinay Kumar, Village Maina Bag, P.O. Rajana, Tehsil Renukaji, Distt. Sirmaur, H.P.	Indian National Congress
58-Paonta Sahib	Sh. Sukh Ram, Village Amargarh, PO Puruwala Kanhipur, Tehsil Paonta Sahib, Distt. Sirmaur, H.P.	Bharatiya Janata Party
59-Shillai	Sh Harshwardhan Chauhan, Village Kando Cheog, Post Office Jamna Tehsil Kamrau, District Sirmour, H.P.	Indian National Congress
60-Chopal	Sh. Balbir Singh Verma, Vill. Halai, PO & Sub Teh. Deha, Teh. Theog, Distt. Shimla, H.P.	Bharatiya Janata Party

61-Theog	Sh. Rakesh Singha, Vill. Mangsu, P.O. Thanedhar, Tehsil Kumarsain, District Shimla, H.P.	Communist Party of India (Marxist)
62-Kasumpti	Sh. Anirudh Singh, R/O Raguvir Bhawan, Village Kelti, P.O. Bharari, Tehsil & District Shimla, H.P.	Indian National Congress
63-Shimla	Sh. Suresh Bhardwaj, R-1 Housing Board Colony, Strawberry Hills, Shimla-2, H.P.	Bharatiya Janata Party
64-Shimla Rural	Sh. Vikramaditya Singh, Holly Lodge, Jakhu, Shimla, H.P. 171001	Indian National Congress
65-Jubbal-Kotkhai	Sh. Narinder Bragta, Village Tehtoli Post Office Bagahar Tehsil Kotkhai District Shimla, H.P.	Bharatiya Janata Party
66-Rampur (SC)	Sh. Nand Lal, Village and PO Deothi, Tehsil Rampur District Shimla, H.P.	Indian National Congress
67-Rohru (SC)	Sh. Mohan Lal Brakta, Village and Post Office Kutara Tehsil Rohru Distt. Shimla, H.P.	Indian National Congress
68-Kinnaur (ST)	Sh. Jagat Singh Negi, Village & Post office Kalpa, Tehsil Kalpa, District Kinnaur, H.P.	Indian National Congress

PLACES OF SAFE CUSTODY OF ELECTRONIC VOTING MACHINES (EVMs), VVPATs AND ELECTION RECORD AFTER COUNTING		
Name of District	No. and Name of Assembly Constituency	Places where EVMs, VVPATs and election records were preserved for safe custody after counting (for 45 days/6 months)
1	2	3
Chamba	1- Churah (SC)	Govt. Millennium Polytechnic College, Chamba 13.70x11.95 Sq. Mtrs.
	2- Bharmour (ST)	
	3- Chamba	
	4- Dalhousie	
	5- Bhattiyat	
Kangra	6.Nurpur	1. Govt. Distt. Library, 2nd Floor, Dharamshala.
	7.Indora (SC)	
	8.Fatehpur	2. Room No.210, Indoor Hall, Govt. College of Teacher Education, Dharamshala
	9.Jawali	
	10.Dehra	
	11.Jaswanpragpur	
	12.Jawalamukhi	
	13. Jaisinghpur (SC)	
	14.Sullah	
	15 Nagrota	
	16 Kangra	
	17.Shahpur	
	18.Dharamshala	
	19. Palampur	
	20. Baijnath (SC)	
Lahaul and Spiti	21-Lahaul & Spiti (ST)	Tribal Bhawan, Bhuntar, Distt.Kullu.
Kullu	22- Manali	Red Cross Society, 1st Floor, Dhalpur, Kullu 13.40 x 6.90=96.46 sq. Mtrs.
	23- Kullu	
	24- Banjar	
	25- Anni(SC)	
Mandi	26-Karsog (SC)	Distt. Election Office, Warehouse Govt. PG College, Mandi
	27-Sundernagar	
	28- Nachan (SC)	
	29- Seraj	
	30- Darang	
	31-Jogindernagar	
	32- Dharampur	
	33- Mandi	
	34- Balh (SC)	
35-Sarkaghat		
Hamirpur	36- Bhoranj (SC)	Room No. 201 1st Floor Mini Secretariate DC Office, Hamirpur (10.25x6.85 Mtrs) and HIPA Hall, Hamir Bhawan, Hamirpur (8.84x5.79 Mtrs)
	37- Sujanpur	
	38- Hamirpur	
	39- Barsar	
	40- Nadaun	

Una	41- Chintpurni (SC)	Block No. 3, Hall No. 402, Govt. Degree College, Una. 10.90x9.03 Sq.Mtrs
	42- Gagret	
	43- Haroli	
	44- Una	
	45- Kutlehar	
Bilaspur	46-Jhandutta (SC)	Old Tehsil Office Buliding, Bilaspur 16.30x11.80 Sq.Mtrs
	47-Ghumarwin	
	48-Bilaspur	
	49-Sri Naina Deviji	
Solan	50-Arki	Squash Court, Tehsil Office Complex, Solan
	51-Nalagarh	
	52-Doon	
	53-Solan(SC)	
	54-Kasauli(SC)	
Sirmour	55- Pachhad (SC)	1. EVM warehouse near district Election Office, Nahan Dimensions R.No.1=6.5x4.5=29.25 sq mtrs & R.No.2=3.3x4.5=14.85 sq.mtrs Room No.3 6.5x4.5=29.25 sq.mtrs 24x20=180 sq feet
	56- Nahan	
	57- Sri Renukaji (SC)	
	58- Paonta Sahib	
	59- Shillai	
Shimla	60- Chopal	Panchyat Sammiti Hall BDO, office Chopal 19.30 x 6.40 Mtrs
	61- Theog	Govt. ITI Theog at Jais, 1st Floor, Tehsil, Theog, Distt. Shimla. 11x5 Mtrs.
	62- Kasumpti	At District Level Collection Centre
	63- Shimla	GSSS Portmore, Shimla
	64- Shimla Rural	At District Level Collection Centre
	65- Jubbal & Kotkhai	In the strong Room of Sub-Treasury 8x8 Mtrs.
	66- Rampur (SC)	Room No.102 New Complex PGSSS Rampur 9.70x9.54 Mtrs
	67- Rohru (SC)	Room No.4, Govt. Senior Secondary School (Girls) Rohru, Ground Floor, Shimla.
Kinnaur	68- Kinnaur (ST)	Bachat Bhawan Hall, Reckongpeo 3 Rooms 4x4 Mtrs

District wise detail of FS, SST, AE, VST, VVT & AT deployed
Format

Name of District:

Name of District	Flying Squads (FSs)	Static Surveillance Teams (SSTs)	Assistant Expenditure Observers (AEOs)	Video Surveillance Teams (VSTs)	Video Viewing Teams (VVTs)	Accounting Teams (ATs)
Chamba	16	16	6	6	6	6
Kangra	45	45	15	30	15	15
Lahaul & Spiti	3	3	2	2	2	2
Kullu	12	12	4	8	4	4
Mandi	30	30	10	10	10	10
Hamirpur	15	15	5	7	5	5
Una	15	15	6	10	5	5
Bilaspur	12	12	4	10	4	4
Solan	16	16	5	11	5	5
Sirmour	15	15	5	9	5	5
Shimla	24	24	8	16	8	8
Kinnaur	3	3	1	2	1	1
Total	206	206	71	121	70	70

Detail of application received for pre-certification of advertisements

Sr. No.	Date of receipt of Application	Name from which application received	Subject	Date of certification by MCMC	Status	Remarks
1	2	3	4	5	6	7
1.	14.10.2017 (Page No. 5-9)	Sh. Chander Mohan Thakur State Convenor, BJP Election Cell, HP	Application for pre-certification of proposed advertisements to be played on Social Media and other media (such as video vans and rallies).	15.10.2017	Out of 45 no. of transcripts 2 have been approved by State MCMC and remaining 43 returned back with the observation by MCMC on each written script alongwith audie visual, CD/DVD	File No. 3-38/2017-ELN-3770 dated 15 th October, 2017 Page-10-145 Total approved= 2
2.	17.10.2017	Sh. Chander	Submission of altered video	17.10.2017	Out of 43 no. of transcripts 35	File No. 3-38/2017-

	(Page No. 148-149)	Mohan Thakur Gen. Secretary, BJP, HP	content as per MCMC's directions		have been approved by State MCMC and remaining 8 returned back with the observation by MCMC on each written script alongwith audio visual, CD/DVD	ELN, dated 17 th October, 2017 Page-150-311 Total approved= 35
3.	18.10.2017 (Page No. 314-315)	Sh. Chander Mohan Thakur Gen. Secretary, BJP, HP	Submission of altered video content as per MCMC's directions	18.10.2017	All 8 (eight) transcripts have been approved by State MCMC	File No. 3-38/2017-ELN, dt. 18 th October, 2017 Page-313-370 Total approved= 8
4.	18.10.2017 (Page No. 371-386)	Sh. Chander Mohan Thakur Gen. Secretary, BJP, HP	Approval for TV/Radio/Digital Media/Social Media commercial	18.10.2017	Out of 5 video and 6 audio transcripts 4 video and 5 audio have been approved by State MCMC and remaining 1 video and 1 audio returned back with the observation by MCMC on each written script alongwith audie visual, CD/DVD	File No. 3-38/2017-ELN, dated 18 th October, 2017 Page-387-419 Total approved= 9 Not approved= 2
5.	21.10.2017 (Page No. 421-443)	Sh. Chander Mohan Thakur Gen. Secretary, BJP, HP	Approval of material for advertisement in TV/Radio/Social Media for HP Assembly Election 2017	21.10.2017	All 6 (Video & Audio) transcripts have been approved by State MCMC	3-38/2017-ELN, dated 21 st October, 2017 Page-445-451 Total approved= 6
6.	25.10.2017 (Page No. 1-6)	Sh. Gulab Singh Thakur Secretary, HPCC	Approval of material to be advertised in TV/ Radio/Social Media during HP Assembly Election-2017	25.10.2017	Out of 9 no. of transcripts 7 have been approved by State MCMC and remaining 2 returned back with the observation by MCMC on each written script alongwith audio visual, CD/DVD	3-38/2017-ELN-I, dated 26 th October, 2017 Page-9-20 Total approved= 7 Not approved= 2

7.	26.10.2017 (Page No. 22-26)	Sh. Chander Mohan Thakur State Gen. Secretary, BJP, HP	Approval of Content for Aston and L bands for TV and Social media	27.10.2017	All 8 transcripts (4 L-Band & 4-Aston) have been approved by State MCMC	3-38/2017-ELN-I, dated 27 th October, 2017 Page-27-42 Total approved= 8
8.	27.10.2017 (Page No. 43-48)	Sh. Chander Mohan Thakur State Gen. Secretary, BJP, HP	Approval for TV/Radio/Digital Media/ Social media Commercial	27.10.2017	All 6 transcripts have been approved by State MCMC	3-38/2017-ELN-I, dated 27 th October, 2017 Page-49-69 Total approved= 6
9.	30.10.2017 (Page No. 78-83)	Sh. Chander Mohan Thakur State Gen. Secretary, BJP, HP	Approval for TV/Radio/Digital Media/ Social media Commercial	30.10.2017	All 5 transcripts (Audio & Video) have been approved by State MCMC	3-38/2017-ELN-I, dated 30 th October, 2017 Page-84-97 Total approved= 5
10.	30.10.2017 (Page No. 98-103)	Sh. Chander Mohan Thakur State Gen. Secretary, BJP, HP	Approval for TV/Radio/Digital Media/ Social media Campaign Song in various languages	30.10.2017	All 4 transcripts have been approved by State MCMC	3-38/2017-ELN-I, dated 30 th October, 2017 Page-104-119 Total approved= 4
11.	30.10.2017 (Page No. 120-124)	Sh. Chander Mohan Thakur State Gen. Secretary, BJP, HP	Approval for TV/Radio/Digital Media/ Social media/ outdoor rallies-poster/banner	30.10.2017	All 12 (7 Header/Footer and 5 Poster-Banner) transcripts have been approved by State MCMC	3-38/2017-ELN-I, dated 30 th October, 2017 Page-125-148 Total approved= 12
12	31.10.2017 (Page No. 151-155)	Sh. Gulab Singh Thakur Secretary, HPCC	Approval for Radio Jingles for Election Campaign	31.10.2017	Out of Five transcripts four transcripts have been approved by State MCMC and remaining 1 returned back with the observation by MCMC on script alongwith audio visual, CD/DVD	3-38/2017-ELN-I, dated 31 st October, 2017 Page-156-165 Total approved= 4 Not approved= 1
13	31.10.2017 (Page No. 166-170)	Sh. Praveen Sharma State Vice President, BJP, HP	Approval for TV/Radio/Digital Media/ Social media/ outdoor rallies-poster/banner	31.10.2017	All 11 transcripts have been approved by theState MCMC	3-38/2017-ELN-I, dated 31 st October, 2017 Page-171-192 Total approved= 11

14	05.11.2017 (Page No. 6-8)	Sh. Gulab Singh Thakur Secretary, HPCC	Request for publication material in news papers during HP Assembly Election-2017	06.11.2017	Two transcripts (in print media) have been approved by the State MCMC	3-50/2017-ELN, dated 06.11.2017 Page-9-10 Total approved= 2
15.	06.11.2017 (Page No. 11-13)	Sh. Chander Mohan Thakur State Gen. Secretary, BJP, HP	Approval for Print Advertisements for 8 th and 9 th November, 2017	06.11.2017	Three transcripts (in print media) have been approved by the State MCMC	3-50/2017-ELN, dated 06.11.2017 Page-14-19 Total approved= 3
<p>Total:- BJP= Approved- 109 Not approved- 2 INC= Approved- 13 Not approved- 3</p>						

**Detail of Cash, Liquor etc. seized during Vidhan Sabha Election-2017
(Annexure-50)**

Sr. No.	Details	Remarks		
1	Total No. of Expenditure Observers Deployed across HP	22		
2	Total No. of Flying Squads(FS) deployed across HP with no. of detection of all kind reported	206		
3	Total No. of Static surveillance Teams(SST) deployed across HP with no. of detection of all kind reported	206		
4	Total No. of Excise Teams Deployed across HP	65		
5(a)	Total amount of cash, seized during election process (in Rs.)	By FS	BY SST	SHO/ Police Authority
		36,42,195/-	1,10,74,549/-	84,30,100/-
5(b)	Total amount of cash released after verification by FS, SST and Police as per 5(a)	19,31,879/-	4,20,000/-	21,59,550/-
5(c)	Total amount of cash handed over to the Income Tax Department by the FS, SST and Police as per 5(a)	4,67,400/-	32,20,000/-	62,70,550/-
5(d)	Balance amount of seizure covered by FIR lodged by the FS/SST/Police and lying with election authorities/kept in treasury/kept as per direction of the competent court {5a-(5b+5c)} (in Rs.)	86,77,465/- + 73,78,000/- = 1,60,55,465/- Cash Seizure Reported by IT = Rs. 73,78,000/- Cash Seizure reported by Police= Rs. 86,77,465/-		
6	Total Liquor, (In Liters with approx. value in Rs.), drugs (in Kg with approximate value in Rs.) and other items seized across HP during election process	Liquor (In Ltrs)	Total Drugs/ Narcotics/ Psychotropic substances seized (in Kg)	Total of other items seized i.e. campaign material, Dhotis, Sarees, etc. during election process
		Monetary Value Approx (in Rs.)	Monetary Value Approx (in Rs.)	Monetary Value Approx (in Rs.)
7a	By FS	1493.205 Ltrs	---	28 Bags printed Material
		Rs. 597282/-	---	Rs. 5,44,500/-
7b	BY SST	930.75 Ltrs	Charas= 0.347 Kg	Gold=2.988 Kg
		3,72,300/-	Rs. 34,700/-	Rs. 58,64,349/-
7c	BY Excise	328444 ltrs	--	Sweaters
		Rs. 5,13,18,000/-	--	Rs. 85,000/-

7d	By Police	13512.157 Ltrs.	Charas= 28.783 Kg	Gold= 2.335 Kgs
		Rs. 54,04,862/-	Ganja= 17.152 Kg	Rs. 59,64,349/-
			Poppy Husk= 31.876 Kg	
			Opium= 1.34 Kg	
			Heroin = 49.514 Gms	
			MDMA= 1.07 Kg	
			Coine Capsules= 50 Nos.	
			Nitrosun Tabs = 5 Nos.	
			Smack = 0.43 Gms	
			Total Value= 1,64,89,621/-	
7e	By Others	---	---	---
		---	---	---
8	(a) Total no. of suspected cases of 'Paid News' reported across HP where notices have been issued	99		
	(b) Out of (a) above total no. of 'Paid News' cases decided by (i) District MCMC (ii) State MCMC	85		
9		By FS	By SST	By other Police
9a	Total No. of Expenditure related FIR/Police cases registered across HP	---	08	---
9b	Arrests, if any, related to bribe/gratification, etc.	---	---	---
9c	Total no. of FIR/ Police cases registered for excise Law violation	22 (Excise)	---	178

DETAIL OF ACCOUNTS OF ELECTION EXPENSES

Name of AC	No. of Contesting Candidates	No. of Contesting Candidates who have lodged Accounts	No. of Contesting Candidates who lodged Accounts within time limit	Name of Candidate	Party Affiliation	Amount Spent
						(in Rs.)
2	3	4	5	6	7	8
1-Churah (SC)	4	4	4	1. Surender Bhardwaj	Indian National Congress	2,07,895
				2. Hans Raj	Bharatiya Janata party	16,91,872
				3. Nand Kumar	Samajwadi Party	4,92,300
				4. Desh Raj	Independent	1,14,849
2-Bharmour (ST)	4	4	4	1. Jia Lal	Bharatiya Janata party	9,26,999
				2. Thakur Singh Bharmouri	Indian National Congress	5,77,413
				3. Janam Singh	Independent	73,922
				4. Lalit Thakur	Independent	5,09,747

A Statistical Report on General Election to Himachal Pradesh Vidhan Sabha, 2017

3- Chamba	5	5	5	1. Neeraj Nayar	Indian National Congress	13,48,441
				2. Paras Ram Bhardwaj	Bahujan Samaj Party	1,14,180
				3. Pawan Nayyar	Bharatiya Janata party	18,66,669
				4. Bal Krishan Chauhan	Independent	1,47,880
				5. Dr. D.K. Soni	Independent	2,43,449
4- Dalhousie	4	4	4	1. Asha Kumari	Indian National Congress	9,67,856
				2. D.S. Thakur	Bharatiya Janata party	24,34,370
				3. Dhian Singh	Communist Party of India	3,67,689
				4. Virender Sharma	Rashtriya Azad Manch	1,03,450
5-Bhattiyat	4	4	4	1. Kuldeep Singh Pathania	Indian National Congress	17,67,568
				2. Bikram Singh Jaryal	Bharatiya Janata party	19,87,985
				3. Nagesh Kumar	Independent	28,180
				4. Rahul Ranpatia	Independent	2,47,230
6.Nurpur	3	2	2	1. Ajay Mahajan	Indian National Congress	16,39,458
				2. Rakesh Pathania	Bharatiya Janata Party	12,55,544
				3. Harnam Singh	Bahujan Samaj Party	21,950
7.Indora (SC)	6	3	3	1. Kamal Kishore	Indian National Congress	5,58,348
				2. Reeta Devi	Bharatiya Janata Party	17,95,876
				3. Sushil Kumar	Bahujan Samaj Party	1,43,715
				4. Tilak Raj	Independent	Not Submitted
				5. Balwant Singh	Independent	Not Submitted
				6. Laxman Dass	Independent	Not Submitted
8.Fatehpur	8	7	7	1. Om Praksash	Bahujan Samaj Party	1,75,900
				2. Kripal Singh Parmar	Bharatiya Janata Party	11,24,567
				3. Sujan Singh Patahania	Indian National Congress	8,48,509
				4. Rasal Singh	Lok Gathbandhan Party	Not Submitted
				5. Dr. Ashok Kumar Somal	Independent	3,83,081
				6. Dr. Rajan Sushant	Independent	8,64,220
				7. Baldev Thakur	Independent	5,25,550

A Statistical Report on General Election to Himachal Pradesh Vidhan Sabha, 2017

				8. Bidhi Chand Sharma	Independent	2,27,905
9. Jawali	6	6	6	1. Arjun Singh	Bharatiya Janata Party	14,81,969
				2. Chander Kumar	Indian National Congress	8,49,623
				3. Manjana Devi	Bahujan Samaj Party	69,000
				4. Rustam Singh	Communist Party of India	1,12,190
				5. Harbans Lal Dhiman	Nav Bharat Ekta Dal	53,200
				6. Rakesh Kumar	Independent	1,85,250
10. Dehra	6	6	6	1. Ravinder Singh Ravi	Bharatiya Janata Party	17,07,722
				2. Viplove Thakur	Indian National Congress	10,38,258
				3. Vipin Chand	Bahujan Samaj Party	38,460
				4. Manohar Lal Sharma	Bhartiya Himachal Jan Vikas Party	3,18,238
				5. Sudesh Choudhary	Independent	1,19,000
				6. Hoshiyar Singh	Independent	12,58,570
11. Jaswan-Pragpur	9	8	8	1. Bikram Singh	Bharatiya Janata Party	13,74,220
				2. Surinder Singh Mankotia	Indian National Congress	10,11,741
				3. Hoshiar Singh	Bahujan Samaj Party	3,310
				4. Anup Kumar	Independent	16,000
				5. Amit Kumar	Independent	43,042
				6. Om Prakash	Independent	8,053
				7. Gagan Deep Prasher	Independent	Not Submitted
				8. Mujesh Kumar	Independent	3,99,008
				9. Hans Raj	Independent	2,36,446
12. Jawalamukhi	4	4	4	1. Ramesh Chand Dhawala	Bharatiya Janta Party	17,12,030
				2. Sanjay Rattan	Indian National Congress	11,47,231
				3. Pratap Singh	Independent	2,58,885
				4. Vijender Kumar (Chhunku)	Independent	4,97,935
13. Jaisinghpur (SC)	5	5	5	1. Kehar Singh	Bahujan Samaj Party	4,43,149
				2. Yadvinder Goma	Indian National Congress	14,48,715
				3. Ravinder Kumar	Bharatiya Janata Party	14,46,404
				4. Murlidhar	All India Mamavadhikar Rajnaitik Dal	72,201

A Statistical Report on General Election to Himachal Pradesh Vidhan Sabha, 2017

				5. Mohinder Kumar	Independent	25,771
14.Sullah	7	7	7	1. Jagjiwan Paul	Indian National Congress	9,40,214
				2. Mohinder Singh	Bahujan Samaj Party	28,040
				3. Vipin Singh Parmar	Bharatiya Janata Party	21,84,558
				4. Lekh Raj	Independent	1,17,994
				5. Kumari Vandna	Independent	1,44,350
				6. Bikram Singh Rana	Independent	1,46,754
				7. Vishan Singh	Independent	2,02,030
15- Nagrota	4	4	4	1. Arun Kumar	Bharatiya Janata party	19,24,087
				2. Pinki Devi	Bahujan Samaj Party	86,919
				3. G. S. Bali	Indian National Congress	25,74,291
				4. Navneet	Independent	6,135
16- Kangra	6	6	6	1. Pawan Kumar Kajal	Indian National Congress	11,60,500
				2. Ravi Chand	Nationalist Congress Party	1,69,671
				3. Vijay Kumar	Bahujan samaj Party	91,905
				4. Sanjay Chaudhary	Bharatiya Janata Party	12,70,894
				5. Col. (Ret.) Kuldip Singh	Lok Gathbandhan Party	4,47,095
				6. Dr. Rajesh Sharma	Independent	10,03,800
17- Shahpur	6	6	6	1. Kewal Singh Pathania	Indian National Congress	18,37,089
				2. Banarsi Dass Dogra	Bahujan Samaj Party	86,266
				3. Sarveen Choudhary	Bharatiya Janata Party	16,31,583
				4. Desh Raj Chaudhary	Independent	3,94,681
				5. Ramesh Kumar	Independent	64,050
				6. Major (Retd.) Vijai Singh Mankitia	Independent	7,06,955
18.Dharams hala	12	10	10	1. Kishan Kapoor	Bharatiya Janata Party	19,36,961
				2. Pawan Choudhary	Bahujan Samaj Party	1,66,800
				3. Sudhir Sharma	Indian National Congress	18,38,766
				4. Ashwani Kajal	Bahujan Mukti Party	1,88,030
				5. Nisha Katoch	Swabhiman Party	1,45,400
				6. Anup Dhiman	Independent	Not Submitted
				7. Kamal Kumar	Independent	1,33,620

A Statistical Report on General Election to Himachal Pradesh Vidhan Sabha, 2017

				8. Digvijay Puri	Independent	Not Submitted
				9. Pankaj Kumar (Panku)	Independent	4,29,896
				10. Ravinder Rana	Independent	11,83,488
				11. Vikas Chaudhary	Independent	3,29,450
				12. Subhash Chand Shukla	Independent	1,63,690
19. Palampur	8	8	8	1. Ashish Butail	Indian National Congress	11,98,878
				2. Indu Goswami	Bharatiya Janata Party	16,58,994
				3. Bal Mukund	Bahujan Samaj Party	28,219
				4. Lekh Raj	Communist Party of India (Marxist)	1,00,146
				5. Kapoor Chand Choudhary	Independent	8,250
				6. Parveen Kumar	Independent	4,82,823
				7. Bains Parshad	Independent	2,27,201
				8. Suresh Kumar	Independent	10,830
20. Baijnath (SC)	4	4	4	1. Kishori Lal	Indian National Congress	9,12,244
				2. Mulkh Raj	Bharatiya Janata Party	16,98,820
				3. Ramesh Chand	Bahujan Samaj Party	1,00,115
				4. Bir Singh	Independent	33,500
21- Lahaul & Spiti (ST)	4	4	4	1. Ravi Thakur Gurdass	Indian National Congress	13,19,429
				2. Dr. Ram Lal Markanda	Bharatiya Janata Party	15,82,470
				3. Rajinder Karpa	Independent	7,35,342
				4. Sudarshan Jaspa	Independent	2,16,227
22- Manali	4	4	4	1. Govind Singh Thakur	Bharatiya Janata Party	17,74,524
				2. Jit Ram	Bahujan Samaj Party	6,500
				3. Hari Chand Sharma	Indian National Congress	6,20,109
				4. Gajender Thakur	Independent	10,79,612
23- Kullu	4	4	4	1. Maheswar Singh	Bharatiya Janata Party	19,28,372
				2. Sunder Singh Thakur	Indian National Congress	14,84,259
				3. Renuka Dogra	Rashtriya Azad Manch	41,145
				4. Kamal Kant Sharma	Independent	65,636
24- Banjar	3	3	3	1. Aditya Vikram Singh	Indian National Congress	6,35,021

A Statistical Report on General Election to Himachal Pradesh Vidhan Sabha, 2017

				2. Jhabe Ram Kaushal	Bahujan Samaj Party	15,700
				3. Surender Shourie	Bharatiya Janata Party	21,70,963
25- Anni (SC)	3	3	3	1. Kishori Lal	Bharatiya Janata Party	25,83,669
				2. Paras Ram	Indian National Congress	9,41,740
				3. Lokender Kumar	Communist Party of India (Marxist)	3,49,695
26- Karsog (SC)	9	9	9	1. Chaman Lal	Bahujan Samaj Party	47,300
				2. Mansa Ram	Indian National Congress	14,25,956
				3. Hira Lal	Bharatiya Janata Party	22,95,220
				4. Mehar Singh Khukhaliya	Rashtriya Azad Manch	97,300
				5. Anita Alias Nitu	Independent	2,46,450
				6. Pawan Kumar	Independent	3,05,128
				7. Bhagat Ram	Independent	2,05,940
				8. Bhagwant Singh	Independent	2,22,497
				9. Mast Ram	Independent	3,68,785
27- Sundernagar	3	3	3	1. Dharam Singh	Bahujan Samaj Party	5,300
				2. Rakesh Kumar	Bharatiya Janata Party	13,20,003
				3. Sohan Lal	Indian National Congress	7,12,201
28- Nachan (SC)	3	3	3	1. Lal Singh Kaushal	Indian National Congress	7,97,068
				2. Vinod Kumar	Bharatiya Janata Party	21,71,362 1,90,704
				3. Satya Prakash	Independent	
29- Seraj	5	5	5	1. Chet Ram	Indian National Congress	5,28,211
				2. Jai Ram Thakur	Bharatiya Janata Party	19,68,064
				3. Sunder Lal	Bahujan Samaj Party	16,177
				4. Dile Ram	Independent	1,00,392
				5. Narender Kumar	Independent	1,39,552
30- Darang	6	6	6	1. Kaul Singh	Indian National Congress	19,74,260
				2. Jawahar Thakur	Bharatiya Janata Party	13,96,242
				3. Ramesh Kumar	Bahujan Samaj Party	45,415
				4. Churamani Thakur	Independent	10,000
				5. Puran Chand	Independent	8,29,502
				6. Suraj Mani	Independent	8,462

A Statistical Report on General Election to Himachal Pradesh Vidhan Sabha, 2017

31- Jogindernagar	5	5	5	1. Kushal Bhardwaj	Communist Party of India (Marxist)	2,24,947
				2. Gulab Singh Thakur	Bharatiya Janata Party	15,75,595
				3. Jiwan Lal Thakur	Indian National Congress	10,14,296
				4. Het Singh Verma	Bahujan Samaj Party	1,12,700
				5. Prakash Rana	Independent	21,30,442
32- Dharampur	7	7	7	1. Chandershekhar	Indian National Congress	3,25,749
				2. Bhupender Singh	Communist Party of India (Marxist)	2,49,050
				3. Mahender Singh	Bharatiya Janata Party	8,53,494
				4. Ramesh Kumar Guleria	Rashtriya Azad Manch	5,19,550
				5. Digvijay Singh	Independent	1,26,460
				6. Dr. Prakash Chand Bhardwaj	Independent	87,827
				7. Sajuram Saklani	Independent	39,309
33- Mandi	7	6	6	1. Anil Sharma	Bharatiya Janata Party	18,39,799
				2. Champa Thakur	Indian National Congress	11,43,053
				3. Narender Kumar	Bahujan Samaj Party	72,683
				4. Duni Chand	Independent	Not submitted Died on 29.12.17
				5. Desh Raj	Independent	64,850
				6. Roshani Sharma	Independent	40,258
				7. Lawan Kumar	Independent	1,29,042
34 Balh (SC)	4	4	4	1. Inder Singh	Bharatiya Janata Party	18,98,261
				2. Prakash Choudhary	Indian National Congress	17,55,316
				3. Prem Kumar Hawal	Bahujan Samaj Party	1,26,409
				4. Rajender Paul Kashav	All India Forward Bloc	1,83,899
35- Sarkaghat	9	9	9	1. Inder Singh	Bharatiya Janata Party	20,94,548
				2. Pawan Kumar	Indian National Congress	10,38,087
				3. Munish Sharma	Communist Party of India (Marxist)	3,66,595
				4. Raj Kumar	Bahujan Samaj Party	36,080
				5. Paro Devi	Lok Gathbandhan Party	1,10,500
				6. Jagdish Chand	Independent	1,73,000

A Statistical Report on General Election to Himachal Pradesh Vidhan Sabha, 2017

				7. Moti Ram	Independent	59,755
				8. Sanjiv Kumar	Independent	61,685
				9. Hem Raj	Independent	14,550
36-Bhoranj (SC)	5	5	5	1. Kamlesh Kumari	Bhartiya Janata Party	18,49,553
				2. Praveen Kaushal	Bahujan Samaj Party	57,472
				3. Suresh Kumar	Indian National Congress	7,51,500
				4. Madan Lal	Samaj Adhikar Kalyan Party	1,38,730
				5. Dhani Ram	Independent	82,410
37-Sujanpur	5	5	5	1. Joginder Kumar Thakur	Communist Party of India (Marxist)	1,21,863
				2. Perveen Thakur	Bahujan Samaj Party	1,24,767
				3. Prem Kumar Dhumal	Bharatiya Janata Party	17,02,844
				4. Ravinder Singh Dogra	Nationalist Congress Party	2,81,857
				5. Rajinder Rana	Indian National Congress	14,02,120
38-Hamirpur	7	7	7	1. Anil Mankotia	Communist Party of India (Marxist)	84,521
				2. Kuldeep Singh Pathania	Indian National Congress	5,02,012
				3. Narinder Thakur	Bharatiya Janata Party	7,10,736
				4. Lal Singh Mastana	Bahujan Samaj Party	41,448
				5. Raj Kumar	Samaj Adhikar Kalyan Party	2,27,402
				6. Ashish Kumar	Independent	13,368
				7. Kamal Pathania	Independent	2,09,975
39- Barsar	5	4	4	1. Inder Dutt Lakhanpal	Indian National Congress	9,87,026
				2. Baldev Sharma	Bharatiya Janata Party	8,68,971
				3. Saroti Devi	Bahujan Samaj Party	19,825
				4. Vinod Thakur	Lok Gathbandhan Party	Not submitted Died on 06.11.17
				5. Sita Ram Bhardwaj	Independent	17,11,503
40-Nadaun	6	6	6	1. Ravi Parkash	Bahujan Samaj Party	15,000
				2. Vijay Agnihotri	Bharatiya Janata Party	6,33,565
				3. Sukhvinder Singh Sukhu	Indian National Congress	17,83,719
				4. Prithi Chand Sharma	Independent	32,400
				5. Ranjeet Singh Jeetu	Independent	49,977

A Statistical Report on General Election to Himachal Pradesh Vidhan Sabha, 2017

				6. Lekh Raj Lekha	Independent	3,77,432
41- Chintpurni (SC)	3	3	3	1. Kuldeep Kumar	Indian National Congress	9,38,630
				2. Balbir Singh	Bharatiya Janata Party	17,86,067
				3. Ranjit Singh	Bahujan Samaj Party	2,53,734
42- Gagret	4	4	4	1. Rakesh Kalia	Indian National Congress	6,53,292
				2. Rajesh Thakur	Bharatiya Janata Party	18,91,835
				3. Lekh Raj Katnoria	Bahujan Samaj Party	7,810
				4. Subhash Sharma	Independent	1,13,500
43- Haroli	4	4	4	1. Mukesh Agnihotri	Indian National Congress	7,38,478
				2. Ram Kumar	Bharatiya Janata Party	11,39,048
				3. Virender Kumar	Bahujan Samaj Party	54,040
				4. Ravinder Mann	Independent	1,02,224
44- Una	5	4	4	1. Ravi Kumar	Bahujan Samaj Party	84,026
				2. Satpal Singh Raizada	Indian National Congress	9,56,239
				3. Satpal Singh Satti	Bharatiya Janata Party	9,27,589
				4. Gulzar Singh	Independent	72,000
				5. Rajiv Gautam	Independent	3,31,828
45- Kutlehar	6	5	5	1. Manohar Lal	Bahujan Samaj Party	73,090
				2. Vivek Sharma	Indian National Congress	4,89,678
				3. Virender Kanwar	Bharatiya Janata Party	10,22,903
				4. Sandeep Sharma	Swabhiman Party	60,918
				5. Shiv Hari Pal	Independent	2,05,894
				6. Sawarn Dass	Independent	38,065
46- Jhandutta (SC)	2	2	2	1. Jeet Ram Katwal	Bharatiya Janata Party	14,09,118
				2. Beeru Ram Kishore	Indian National Congress	10,55,258
47- Ghumarwin	3	3	3	1. Rajinder Garg	Bharatiya Janata Party	14,34,875
				2. Rajesh Dharmani	Indian National Congress	6,70,229
				3. Suresh Kumar	Independent	1,33,600
48- Bilaspur	4	4	4	1. Bumber Thakur	Indian National Congress	7,97,878
				2. Subhash Thakur	Bharatiya Janata Party	21,41,678
				3. Amar Singh	Lok Gathbandhan Party	35,950

A Statistical Report on General Election to Himachal Pradesh Vidhan Sabha, 2017

				4. Basant Ram Sandhu	Independent	1,52,505
49-Sri Naina Deviji	5	5	5	1. Randhir Sharma	Bharatiya Janata Party	17,28,053
				2. Ram Lal Thakur	Indian National Congress	12,03,210
				3. Balak Ram Sharma	All India Forward Bloc	1,31,306
				4. Ramesh Chand	Independent	3,95,730
				5. Sukh Ram Thakur	Independent	25,377
50- Arki	4	4	4	1. Rattan Singh Pal	Bharatiya Janata Party	10,51,067
				2. Virbhadra Singh	Indian National Congress	18,68,761
				3. Vijay Singh Rajput	Janral Samaj Party	50,210
				4. Vijay Singh Chauhan	Independent	38,498
51- Nalagarh	5	5	5	1. K. L. Thakur	Bharatiya Janata Party	14,02,135
				2. Lakhvinder Singh Rana	Indian National Congress	13,42,781
				3. Gurnam Singh	Independent	26,537
				4. Hardeep Singh Bawa	Independent	16,68,376
				5. Harpreet Singh Saini	Independent	9,81,041
52- Doon	3	3	3	1. Paramjeet Singh	Bharatiya Janata Party	19,73,642
				2. Ram Kumar	Indian National Congress	14,34,733
				3. Inder Singh Thakur	Independent	58,652
53- Solan (SC)	4	4	4	1. Ajay Bhatti	Communist Party of India (Marxist)	95,792
				2. Dr. (Col.) Dhani Ram Shandil	Indian National Congress	22,18,809
				3. Rajesh Kashyap	Bharatiya Janata Party	18,38,722
				4. Shashi Kant Chauhan	Independent	41,815
54-Kasauli (SC)	5	5	5	1. Rajiv Saizal	Bharatiya Janata Party	24,58,389
				2. Vinod Sultanpuri	Indian National Congress	6,07,888
				3. Virender Kumar Kashyap	Communist Party of India	1,49,112
				4. Keshav Kumar	Swabhiman Party	1,11,424
				5. Rajiv Kumar Kaundal	Independent	54,655
55- Pachhad (SC)	3	3	3	1. Gangu Ram Musafir	Indian National Congress	11,06,534
				2. Suresh Kumar Kashyap	Bharatiya Janata Party	15,04,423
				3. Rattan Singh Kashyap	Independent	2,70,722

A Statistical Report on General Election to Himachal Pradesh Vidhan Sabha, 2017

56 – Nahan	5	5	3	1. Ajay Solankey	Indian National Congress	7,35,926
				2. Jai Chand	Bahujan Samaj Party	1,00,300
				3. Dr. Rajeev Bindal	Bharatiya Janata Party	16,07,451
				4. Vishwananth	Communist Party of India (Marxist)	2,04,100
				5. Virender Kumar	Lok Gathbandhan Party	29,515
57- SriRenukaji (SC)	3	3	3	1. Balbir Singh	Bharatiya Janata Party	23,30,482
				2. Vinay Kumar	Indian National Congress	8,68,607
				3. Hirdaya Ram	Independent	7,80,176
58- Paonta Sahib	4	3	3	1. Kirnesh Jung	Indian National Congress	8,87,970
				2. Sukh Ram	Bharatiya Janata Party	15,01,957
				3. Meena Kumari	Lok Gathbandhan Party	6,250
				4. Surender	Independent	Not Submitted
59- Shillai	4	3	3	1. Kedar Singh Jindan	Bahujan Samaj Party	Not Submitted
				2. Baldev Singh	Bharatiya Janata Party	16,77,657
				3. Harshwardhan Chauhan	Indian National Congress	14,06,652
				4. Mani Ram	Swabhiman Party	1,18,250
60-Chopal	4	4	4	1. Balbir Singh Verma	Bharatiya Janata Party	19,06,771
				2. Dr. Subhash Chand Manglate	Indian National Congress	8,61,253
				3. Hari Chand	Bahujan Samaj Party	5,000
				4. Hari Singh Panwar	Independent	5,000
61-Theog	5	5	5	1. Deepak Rathour	Indian National Congress	8,33,045
				2. Rakesh Verma	Bharatiya Janata Party	13,11,627
				3. Rakesh Singha	Communist Party of India (Marxist)	8,21,788
				4. Devi Ram Sharma	Independent	69,200
				5. Roshan Lal	Independent	36,860
62- Kasumpti	7	7	6	1. Anirudh Singh	Indian National Congress	6,49,850
				2. Kuldeep Singh Tanwar	Communist Party of India (Marxist)	3,21,143
				3. Ramesh Kumar	Bahujan Samaj Party	48,400
				4. Vijay Jyoti	Bharatiya Janata Party	9,63,875

A Statistical Report on General Election to Himachal Pradesh Vidhan Sabha, 2017

				5. Inder Singh	Independent	82,280
				6. Dev Raj Bhardwaj	Independent	33,610
				7. Madan Mohan	Independent	7,18,009
63-Shimla	6	6	6	1. Suresh Bhardwaj	Bharatiya Janata Party	16,24,333
				2. Sanjay Chauhan	Communist Party of India (Marxist)	1,78,160
				3. Harbhajan Singh Bhajji	Indian National Congress	9,54,315
				4. Dr. Kishori Lal Sharma	Swabhiman Party	40,750
				5. Virender Kumar	Independent	10,936
				6. Harish Janartha	Independent	9,73,732
64-Shimla (Rural)	4	4	4	1. Dr. Pramod Sharma	Bharatiya Janata Party	16,87,315
				2. Vikramaditya Singh	Indian National Congress	13,26,076
				3. Kushal Raj	Swabhiman Party	32,305
				4. M.D. Sharma	Independent	67,100
65-Jubbal-Kotkhai	3	3	3	1. Narinder Bragta	Bharatiya Janata Party	10,96,092
				2. Rohit Thakur	Indian National Congress	12,81,315
				3. Lokinder Jhota	Independent	22,500
66-Rampur (SC)	5	5	5	1. Nand Lal	Indian National Congress	11,46,480
				2. Prem Singh Draik	Bharatiya Janata Party	17,08,978
				3. Vivek Kashyap	Communist Party of India (Marxist)	1,62,500
				4. Suresh Singh Saini	Bahujan Samaj Party	40,010
				5. Singhi Ram	Independent	
67-Rohru(SC)	4	4	4	1 Mohan Lal Bragta	Indian National Congress	3,88,657
				2. Shashi Bala	Bharatiya Janata Party	15,21,288
				3. Shurvir Singh	Bahujan Samaj Party	60,490
				4. Narayan Chand	Swabhiman Party	41,695
68-Kinnaur (ST)	5	5	5	1. Kailash Chand	Bahujan Samaj Party	99,800
				2. Jagat Singh Negi	Indian National congress	8,42,000
				3. Jeeven Singh	Communist Party of India (Marxist)	2,12,000
				4. Tejwant Singh Negi	Bharatiya Janata Party	18,38,005
				5. Rajeev Kumar Negi	Rashtravadi Pratap Sena	1,86,626
Total=	338	327	321			

Paid News Cases

Sl. No.	Name of the candidate and party affiliation to whom notice issued in paid news case	Title of the news items	Name of Newspaper/broadcast media and date of publication and page no. of the newspaper/timing of programme, where item appears	Cost of said news item as per DIPR/DAVP rates that was accounted
District Chamba				
1.Nil.....
District Kangra				
1.	Sh. Mujesh Kumar (Independent)	मुजेश कुमार के पक्ष में बन रही भारी लहर	Punjab Kesari, 27 th October, 2017 (Page No. 5)	Rs. 3668.00
2.	Sh. Hoshyar Singh (Independent)	क्या देहरा का प्रतिनिधि होगा अब हीरा ।	Dainik Savera Times, 1 st November, 2017 (Page No. 6)	Rs. 9732.00
3.	Sh. Hoshyar Singh (Independent)	क्या इस बार “आजाद” होगा देहरा ।	Dainik Savera Times, 3 rd November, 2017 (Page No. 6)	Rs. 15572.00
4.	Sh. Mulkhraj Premi (BJP)	मुलख राज प्रेमी के समर्थन में राजनाथ सिंह की सभा में उमड़ा जनसैलाब	Amar Ujala, 4 th November, 2017 (Page No. 5)	Rs. 3412.00
5.	Sh. Sudhir Kumar (INC)	मनेड में सुधीर की रैली में उमड़ी भीड़ राष्ट्रीय प्रवक्ता रणदीप सिंह सुर्जेवाला ने बाछे तारीफोके पुल	Amar Ujala, 6 th November, 2017 (Page No. 5)	Rs. 11376.00
6.	Sh. Rakesh Pathania (BJP)	कोपड़ा की जनता ने राकेश को दिया जीत का आशीर्वाद	Amar Ujala, 8 th November, 2017 (Page No. 6)	Rs. 9100.00
7.	Sh. Sudhir Kumar (INC)	धर्मशाला में सुधीर शर्मा की रैली उमड़े लोग, लोग बोले-मछी ने पाछ साल में गड्डोपवाली सड़कोमें बिछा दी टाइलें	Amar Ujala, 8 th November, 2017 (Page No. 5)	Rs. 17064.00

District Lahual and Spiti				
Nil.....
District Kullu				
1.	Sh. Kishori Lal (BJP)	1 भाजपा के किशोरी लाल सागर के नामांकन में उमड़ा जनसैलाब 2. किशोरी लाल सागर के नामांकन में उमड़ा जनसैलाब	Ajeet Samachar 21 st October, 2017 Dainik Savera 21 st October, 2017	Rs. 8532.00 Rs. 3082.00
District Mandi				
Nil.....
District Hamirpur				
1.	Sh. Sita Ram Bhardwaj, (Independent)	“बड़सर की सड़को पर दौड़ रहा सीता राम का ट्रैक्टर”	Divya Himachal Newspaper publishd on Dated 29 th October, 2017	Rs. 4928.00
District Una				
1.	Sh. Mukesh Agnihotri (INC)	मुकेश के नामांकन में दिखा जनता का जोश, विरोधियों के उड़े होश	Punjab Kesari, 22 nd October, 2017 (Page No. 3)	Rs. 83485.00
2.	Sh. Ram Kumar (BJP)	हरोली में अब की बार राम कुमार के लगे नारे	Punjab Kesari, 24 th October, 2017 (Page No. 1)	Rs. 78476.00
District Bilaspur				
1.Nil.....
District Solan				
1.	Sh. Hardeep Singh Bawa (Independent)	विकास के मुद्दे को लेकर जनता के बीच में : हरदीप बावा	Dainik Savera Dated 30.10.2017 (Page No. 4)	Rs. 16818.00
2.	Sh. Hardeep Singh Bawa (Independent)	भाजपा-कांग्रेस के प्रत्याशियों के पास टिकट है जनता नहीं	Divya Himachal Dated 30.10.2017 (Page No. 4)	Rs. 2928.00
3.	Sh. Hardeep Singh Bawa (Independent)	हारी लड़ाई लड़ रहे विरोधी : हरदीप	Himachal Dastak Dated 30.10.2017 (Page No. 6)	Rs. 4325.00
4.	Sh. Hardeep Singh Bawa (Independent)	भाजपा-कांग्रेस के प्रत्याशियों के पास टिकट	Punjab Kesri Dated 30.10.2017 (Page No. 1)	Rs. 13119.00

		जरूर है जनता नहीं हरदीप बावा		
5.	Sh. K. L. Thakur (BJP)	केएल बोले, चण्ड क्षेत्र में खोलेंगे 30 बैड का अस्पताल	Divya Himachal Dated 03.11.2017 (Page No. 1)	Rs. 2311.00
6.	Sh. K. L. Thakur (BJP)	नालागढ़ का विकास मेरा एजेंडा : ठाकुर	Himachal Dastak Dated 03.11.2017 (Page No. 5)	Rs. 4614.00
7.	Sh. K. L. Thakur (BJP)	राजनीति नहीं बल्कि सेवा करना है मेरा उद्देश्य : केएल ठाकुर	Ajeet Samachar Dated 03.11.2017 (Page No.6)	Rs. 8703.00
8.	Sh. Hardeep Singh Bawa (Independent)	50 साल पहले का इतिहास दोहराने को तैयार नालागढ़ की जनता : बावा	Punjab Kesri Dated 02.11.2017 (Page No. 1)	Rs. 11926.00
9.	Sh. Hardeep Singh Bawa (Independent)	भाजपा-कांग्रेस ने जनता में खोया विश्वास	Aapka Phaisla Dated 02.11.2017 (Page No. 13)	Rs. 13119.00
10.	Sh. Hardeep Singh Bawa (Independent)	कांग्रेस व भाजपा के प्रत्याशी खो चुके जनता का विश्वास : हरदीप बावा	Dainik Savera Dated 02.11.2017 (Page No. 4)	Rs. 10589.00
11.	Sh. Hardeep Singh Bawa (Independent)	बावा बोले, जनता काम करने वाले को देगी वोट	Divya Himachal Dated 03.11.2017 (Page No. 1)	Rs. 4622.00
12.	Sh. Hardeep Singh Bawa (Independent)	बावा की रैली के आगे फीकी पड़ी स्टार प्रचारकोषकी रैलियाँ	Punjab Kesri Dated 03.11.2017 (Page No. 1)	Rs. 22660.00
13.	Sh. Hardeep Singh Bawa (Independent)	नालागढ़ को समझा कर्म भूमि : हरदीप	Himachal Dastak Dated 03.11.2017 (Page No. 5)	Rs. 3605.00
14.	Sh. Hardeep Singh Bawa (Independent)	बावा की रैली की भीड़ ने कांग्रेस-भाजपा की उड़ाई नींद	Dainik Savera Dated 03.11.2017 (Page No. 4)	Rs. 17219.00
15.	Sh. Harprit Singh Saini (Independent)	मौका मिला तो होगा पहले जैसा विकास : हरदीप	Punjab Kesri Dated 03.11.2017 (Page No. 4)	Rs. 8945.00

16.	Sh. Harprit Singh Saini (Independent)	हरप्रीत ने टिक्कर पनोह, रामपुर पसवाला में माछे वोट	Divya Himachal Dated 03.11.2017 (Page No.1)	Rs. 2602.00
17.	Sh. Harprit Singh Saini (Independent)	हरप्रीत ने बारिया में माछा समर्थन	Himachal Dastak Dated 03.11.2017 (Page No. 5)	Rs. 3460.00
18.	Sh. Hardeep Singh Bawa (Independent)	भाजपा व काछेस के पास नहीं कोई मुद्दा : बावा	Punjab Kesri Dated 04.11.2017 (Page No. 4)	Rs. 11926.00
19.	Sh. Hardeep Singh Bawa (Independent)	बावा बोले, विकास के मुद्दे को लेकर लड़ रहे चुनाव	Divya Himachal Dated 04.11.2017 (Page No. 4)	Rs. 4109.00
20.	Sh. Hardeep Singh Bawa (Independent)	विकास के मुद्दे पर लड़ रहा हूँ चुनाव : हरदीप बावा	Aapka Phaisla Dated 05.11.2017	Rs. 12672.00
21.	Sh. Hardeep Singh Bawa (Independent)	जीता तो नल्ल में खुलवाऊँगा उपतहसील	Himachal Dastak Dated 06.11.2017 (Page No. 5)	Rs. 3965.00
22.	Sh. Hardeep Singh Bawa (Independent)	भाजपा व काछेस के पास नहीं विकास का रोडमैप : बावा	Punjab Kesri Dated 06.11.2017 (Page No. 3)	Rs. 12374.00
23.	Sh. Hardeep Singh Bawa (Independent)	बावा बोले, जीता तो नल्ल में खुलवाऊँगा उपतहसील	Divya Himachal Dated 06.11.2017 (Page No. 1)	Rs. 3082.00
24.	Sh. K. L. Thakur (BJP)	राणा व बावा ने विकास में अटकाए रोड़े	Divya Himachal Dated 07.11.2017 (Page No. 1)	Rs. 3150.00
25.	Sh. K. L. Thakur (BJP)	लखविन्द्र राणा कर रहे गुमराह	Himachal Dastak Dated 07.11.2017 (Page No. 4)	Rs. 4037.00
26.	Sh. Harprit Singh Saini (Independent)	नालागढ़ शहर के हर घर से मिला जन समर्थन: हरप्रीत	Punjab Kesri Dated 07.11.2017 (Page No. 3)	Rs. 11926.00
27.	Sh. Harprit Singh Saini (Independent)	हरप्रीत ने किया डोर-टू- डोर प्रचार	Divya Himachal Dated 07.11.2017 (Page No. 4)	Rs. 2739.00
28.	Sh. Harprit Singh Saini (Independent)	नालागढ़ को बनाएँ मॉडल सिटी	Himachal Dastak Dated 07.11.2017 (Page No. 3)	Rs. 3749.00
29.	Sh. Harprit Singh Saini (Independent)	नालागढ़ का दौरा कर हरप्रीत सैनी ने	Ajeet Samachar Dated 07.11.2017 (Page No. 6)	Rs. 4778.00

		माण्डे वोट		
30.	Sh. Hardeep Singh Bawa (Independent)	अमरेंद्र की जनसभा में था बाहरी लोगो का जमवाड़ा : हरदीप	Punjab Kesri Dated 07.11.2017 (Page No. 3)	Rs. 17741.00
31.	Sh. Hardeep Singh Bawa (Independent)	बावा बोले, हाँई कमान को देगी जनता करारा जबाब	Divya Himachal Dated 07.11.2017 (Page No. 4)	Rs. 3081.00
32.	Sh. Hardeep Singh Bawa (Independent)	हाँई कमान को जबाब देगी जनता	Himachal Dastak Dated 07.11.2017 (Page No. 3)	Rs. 4230.00
33.	Sh. Hardeep Singh Bawa (Independent)	9 को हाँई कमान को देगी नालागढ़ की जनता करारा जबाब : बावा	Dainik Savera Dated 07.11.2017 (Page No. 4)	Rs. 13703.00
34.	Sh. Harprit Singh Saini (Independent)	सैणी परिवार सदैव भलाई के लिए प्रयासरत	Divya Himachal Dated 08.11.2017 (Page No. 1)	Rs. 3150.00
35.	Sh. Harprit Singh Saini (Independent)	हरप्रित सैणी के रोड शो में उमड़ा जनसैलाव	Ajeet Samachar Dated 08.11.2017 (Page No. 5)	Rs. 2730.00
36.	Sh. Harprit Singh Saini (Independent)	हरप्रित सैणी ने निकाला रोड शो	Himachal Dastak Dated 08.11.2017 (Page No. 4)	Rs. 3965.00
37.	Sh. Hardeep Singh Bawa (Independent)	विकास की गति को रुकने नहीं दूँगा : बावा	Punjab Kesri Dated 08.11.2017 (Page No. 3)	Rs. 5383.00
38.	Sh. Hardeep Singh Bawa (Independent)	विकास की गति नहीं रुकने दूँगा	Divya Himachal Dated 08.11.2017 (Page No. 1)	Rs. 3544.00
39.	Sh. Hardeep Singh Bawa (Independent)	विरोधी पार्टियाँ हार देख बौखलाई	Himachal Dastak Dated 08.11.2017 (Page No. 3)	Rs. 3460.00
40.	Sh. Hardeep Singh Bawa (Independent)	नालागढ़ के विकास को के लिए बनाया रोडमैप	Aapka Phaisla Dated 08.11.2017 (Page No. 3)	Rs. 3260.00
41.	Sh. Paramjit Singh Pammi (BJP)	समर्थकोसंग भाजपा प्रत्याशी परमजीत सिंह ने भरा पर्चा	Punjab Kesri Dated 22.10.2017	Rs. 29816.00
42.	Sh. Paramjit Singh Pammi (BJP)	समर्थकोसंग भाजपा प्रत्याशी परमजीत सिंह ने भरा	Divya Himachal Dated 22.10.2017	Rs. 13363.00

		नामांकन		
43.	Sh. Paramjit Singh Pammi (BJP)	भाजपा प्रत्याशी परमजीत सिंह ने भरा नामांकन	Dainik Savera Dated 22.10.2017	Rs. 17006.00
44.	Sh. Paramjit Singh Pammi (BJP)	हजारोसमर्थको सग भाजपा प्रत्याशी परमजीत सिंह ने भरा नामांकन	Dainik Bhaskar Dated 22.10.2017	Rs. 16554.00
45.	Sh. Ram Kumar Chaudhary (INC)	राम कुमार ने जाड़ला-कुठाड़ में चुनाव प्रचार कर माणे वोट	Divya Himachal Dated 27.10.2017 (Page No. 4)	Rs. 9605.00
46.	Sh. Ram Kumar Chaudhary (INC)	राम कुमार ने दून की पहाड़ी पछायतोका किया दौरा	Punjab Kesri Dated 27.10.2017 (Page No. 3)	Rs. 13119.00
47.	Sh. Paramjit Singh Pammi (BJP)	बरोटीवाला ने पम्मी को पलकोपर बिठाय	Dainik Savera Dated 27.10.2017	Rs. 14372.00
48.	Sh. Paramjit Singh Pammi (BJP)	दून के पहाड़ी क्षेत्र का औद्योगिकीकर ण होगा : पम्मी	Punjab Kesri Dated 27.10.2017 (Page No. 3)	Rs. 14311.00
49.	Sh. Ram Kumar Chaudhary (INC)	राम बोले, जुमलेबाजोको सबक सिखाएगी जनता	Divya Himachal Dated 30.10.2017 (Page No. 4)	Rs. 7141.00
50.	Sh. Ram Kumar Chaudhary (INC)	जुमलोने देश लूटा अब हिमाचल नहीं लुटने देंगे	Himachal Dastak Dated 29.10.2017 (Page No. 3)	Rs. 4301.00
51.	Sh. Ram Kumar Chaudhary (INC)	भाजपा ने पहले देश लूटा अब हिमाचल पर नजर : राम कुमार	Punjab Kesri Dated 29.10.2017 (Page No. 4)	Rs. 4312.00
52.	Sh. Ram Kumar Chaudhary (INC)	राम कुमार बोले, भाजपा विकास विरोधी	Divya Himachal Dated 30.10.2017 (Page No. 1)	Rs. 7684.00
53.	Sh. Ram Kumar Chaudhary (INC)	भाजपा को नहीं दिखेगा विकास : राम कुमार	Himachal Dastak Dated 30.10.2017 (Page No. 6)	Rs. 4301.00
54.	Sh. Ram Kumar Chaudhary (INC)	उल्टी दूरबीन से भाजपा को नहीं दिखेगा विकास : राम	Dainik Nayay Setu Dated 30.10.2017 (Page No.5)	Rs. 3287.00

		कुमार		
55.	Sh. Ram Kumar Chaudhary (INC)	राम कुमार चौधरी ने बढलग व बुघारकनैता में किया चुनाव प्रचार	Dainik Savera Dated 30.10.2017 (Page No. 4)	Rs. 8404.00
56.	Sh. Paramjit Singh Pammi (BJP)	दून में क्यो नही खुल सका एसडीएम कार्यालय	Divya Himachal Dated 28.10.2017 (Page No. 4)	Rs. 9604.00
57.	Sh. Paramjit Singh Pammi (BJP)	दून में क्यो नही खुल सका एसडीएम कार्यालय : परमजीत	Dainik Savera Dated 28.10.2017 (Page No. 4)	Rs. 18446.00
58.	Sh. Paramjit Singh Pammi (BJP)	दून में क्यो नही खुला एसडीएम कार्यालय : परमजीत	Punjab Kesri Dated 28.10.2017 (Page No. 2)	Rs. 14311.00
59.	Sh. Ram Kumar Chaudhary (INC)	राम कुमार ने जाड़ला पछायत में माणे वोट	Divya Himachal Dated 31.10.2017 (Page No. 4)	Rs. 7934.00
60.	Sh. Ram Kumar Chaudhary (INC)	दून भाजपा ने विकास के नाम पर दिया लॉलीपॉप : राम कुमार	Punjab Kesri Dated 31.10.2017 (Page No. 1)	Rs. 11926.00
61.	Sh. Ram Kumar Chaudhary (INC)	मुझ पर नही न्याय व्यवस्था पर कीचड़ उछाल रही भाजपा : राम कुमार	Punjab Kesri Dated 03.11.2017 (Page No. 1)	Rs. 15504.00
62.	Sh. Ram Kumar Chaudhary (INC)	न्याय व्यवस्था पर कीचड़ उछाल रही भाजपा	Himachal Dastak Dated 03.11.2017 (Page No.5)	Rs. 3971.00
District Sirmour				
1.	Sh. Baldev Tomar (BJP)	अपनी सङ्कृति पर गर्व करते है	Him Himvanti Saptahik 1 st November to 7 th November, 2017	Rs. 16632.00
2.	Sh. Ajay Solankey (INC)	नाहन ही मेरा स्वाभिमान	Him Himvanti Saptahik 1 st November to 7 th November, 2017	Rs. 2940.00
3.	Sh. Kirmesh Jung (INC)	पाढटा साहिब विधानसभा क्षेत्र की जनता से अपील ।	Him Himvanti Saptahik 1 st November to 7 th November, 2017	Rs. 13230.00
4.	Sh. Sukh Ram (BJP)	पाढटा विधानसभा में	Him Himvanti Saptahik 1 st November to 7 th November,	Rs. 11172.00

		मतदान से पूर्व ही बजने लगे सुखराम की जीत के नगाड़े ।	2017	
5.	Sh. Sukh Ram (BJP)	आईआईएम कॉलेज केन्द्र सरकारी की देन ।	Divya Himachal 3 rd November, 2017	Rs. 3458.16
6.	Dr, Rajeev Bindal (BJP)	कर्मचारी को कांफ्रेंसी घोषणा पत्र ने किया निराश ।	Dainik Bhaskar 4 th November, 2017	Rs. 1555.32
7.	Sh. Ajay Solankey (INC)	नाहन विधानसभा क्षेत्र में होगी विकास की जीत	Dainik Bhaskar 4 th November, 2017	Rs. 1555.32
8.	Dr, Rajeev Bindal (BJP)	कर्मचारी को कांफ्रेंसी घोषणा पत्र ने किया निराश ।	Divya Himachal 4 th November, 2017	Rs. 3224.00
9.	Sh. Sukh Ram (BJP)	गिरि पार में सुखराम ने किया चुनाव प्रचार ।	Himachal Dastak 4 th November, 2017	Rs. 3171.96
10.	Sh. Baldev Tomar (BJP)	भाजपा बहुमत से बनाएगी सरकार	Divya Himachal 4 th November, 2017	Rs. 1968.00
11.	Dr, Rajeev Bindal (BJP)	कांफ्रेंस ने दशकों से नाहन की जनता से धोखा ।	Amar Ujala 8 th November, 2017	Rs. 17917.00
12.	Sh. Kirnesh Jung (INC)	पाछटा दून विधानसभा क्षेत्र 58-के प्रबुद्ध मतदाताओंसे अपील	Amar Ujala 9 th November, 2017	Rs. 46215.00
District Shimla				
	---	---	-Nil-	---
District Kinnaur				
	---	---	-Nil-	---

MISCELLANEOUS INFORMATION

S. No.	Description	Total
1	No. of Election Agents appointed	282
2	No. of Polling Agents appointed	23081
3	No. of Counting Agents appointed	2882
4	No. of EVMs and VVPATs used	Used at Polling Stations 7525 BUs 7525 CUs 7525 VVPATs Reserve EVMs and VVPATs 2654 BUs 1437 CUs 2683 VVPATs
5	No. of Rejected votes	13518
6	No. of Votes for NOTA	34232
7	No. of Set Apart Votes	1433
8	No. of Tendered Votes	13
9	Cases of Impersonation	0
10	Storage Places of polled EVMs & VVPATs	100
11	No. of Counting places	48
12	No. of Counting Centres	48
13	No. of Counting Hall	68
14	No. of Counting Tables	849 (781+68 (RO Tables))
15	No. of cases of	
	(a) Booth capturing	Nil
	(b) Riots, open violence	Nil
	(c) Vitiating of poll and repoll, if any	Nil
16	No. of election petitions filed	Three (3) (21-Lahaul & Spiti (ST), 32-Dharampur and 57-Sri Renuka Ji (SC))
17	Requests for recounting of votes	Nil
18	Complaints received during elections	515

Nature of Complaints	Through ECI	Direct from Public	Political Parties	Total
Regarding violation of Model Code of Conduct and transfers and other Miscellaneous complaints	13	421	94	515
			BJP	68
			INC	17
			Independent	6
			CPI(M)	2
			Lok Gathbandhan Party	1

Different type information

Name of District	No. of Election Agents appointed	No. of polling Agents appointed	No. of counting Agents appointed	No. of Polling Stations where Web Casting of Election Process were undertaken
1-Chamba	17	2111	213	220
2-Kangra	64	5329	724	400
3-Lahual & Spiti	4	267	4	5
4-Kullu	11	1270	141	160
5-Mandi	51	4334	441	450
6-Hamirpur	28	1429	184	210
7-Una	20	1126	233	170
8-Bilaspur	13	880	105	140
9-Solan	18	1662	248	130
10-Sirmour	16	1445	249	161
11-Shimla	35	2722	308	185
12-Kinnaur	5	506	32	63
Total	282	23081	2882	2294

TRANSPORT ARRANGEMENTS				
Name of District	Buses	Jeep/Cars	Trucks	Total
Chamba	123	174	21	318
Kangra	256	433	46	735
Lahaul & Spiti	24	46	3	73
Kullu	80	186	14	280
Mandi	201	312	24	537
Hamirpur	83	143	12	238
Una	74	129	8	211
Bilaspur	70	110	8	188
Solan	85	169	17	271
Sirmour	98	183	13	294
Shimla	202	215	9	426
Kinnaur	36	71	0	107
Election Hqrs	0	9	0	9
Total=	1332	2180	175	3687

PHOTOGRAPHS OF DIFFERENT ACTIVITIES DURING VIDHAN SABHA ELECTIONS-2017



A meeting under the Chairmanship of Shri A.K. Joti, Chief Election Commissioner with all the Divisional Commissioners, DEOs(DCs) and Inspector General of Police, SPs regarding preparation of Vidhan Sabha Election-2017 on 25-9-2017 at Peter Hoff, Shimla.



A meeting under the Chairmanship of Shri A.K. Joti, Chief Election Commissioner with all the Divisional Commissioners, DEOs(DCs) and Inspector General of Police, SPs regarding preparation of Vidhan Sabha Election-2017 on 25-9-2017 at Peter Hoff, Shimla.



Launch of RO Net Application by Election Commission of India during meeting with all the Divisional Commissioners, DEOs(DCs) and Inspector General of Police, SPs regarding preparation of Vidhan Sabha Election-2017 on 25-9-2017 at Peter Hoff, Shimla.



Launch of Online Mobile Number Updation Application by Election Commission of India during meeting with all the Divisional Commissioners, DEOs(DCs) and Inspector General of Police, SPs regarding preparation of Vidhan Sabha Election-2017 on 25-9-2017 at Peter Hoff, Shimla.



Launch of VVPAT Awareness programme by Election Commission of India during meeting with all the Divisional Commissioners, DEOs(DCs) and Inspector General of Police, SPs regarding preparation of Vidhan Sabha Election-2017 on 25-9-2017 at Peter Hoff, Shimla.



Launch of Awareness Van by Election Commission of India for Vidhan Sabha Election-2017 on 25-9-2017 at Peter Hoff, Shimla.



Inauguration of Youth Workshop on Democracy by Chief Election Commissioner for Vidhan Sabha Election-2017 on 25-9-2017 at Gaiety Theatre, Shimla.



A meeting under the Chairmanship of Shri A.K. Joti, Chief Election Commissioner with all the Nodal Officers regarding preparation of Vidhan Sabha Election-2017 on 24-9-2017 at Peter Hoff, Shimla.



Press Conference held by Election Commission of India on 25-9-2017 at Darbar Hall in Peter hoff, Shimla.



Press Conference held by Chief Electoral Officer at Ashiana, Shimla in connection with Vidhan Sabha Election-2017.



Checking of Buses by State Surveillance Team during Vidhan Sabha Election-2017.



Polling Station managed by all women during Vidhan Sabha Election-2017.



Model Polling Station during Vidhan Sabha Election-2017.



Warm Welcome of First Voter at Modal Polling Station.









PART-D

Information and Data

Related to

Bye-Election-2017

**From 36-Bhoranj (SC) Assembly
Constituency**

Bye-Election-2017 from 36-Bhoranj (SC) Assembly Constituency at a Glance

1.	Preliminary activities :				
	(a) Date of vacancy	15-11-2016 Following the death of Sh. Ishwar Dass Dhiman, MLA(BJP) from 36-Bhoranj (SC) Assembly Constituency			
	(b) Date of announcement of bye-election	9-3-2017			
2.	Programme of bye-election :				
	(a) Issue of notification	14-3-2017 (Tuesday)			
	(b) Last date for making nominations	21-3-2017 (Tuesday)			
	(c) Scrutiny of nominations	22-3-2017 (Wednesday)			
	(d) Last date for the withdrawal of candidatures	24-3-2017 (Friday)			
	(e) Date (s) of poll	9-4-2017 (Sunday) Poll Hours: 8.00 AM to 5.00 PM			
	(f) Counting of votes	13-4-2017 (Thursday) from 8.00 AM			
	(g) Date before which bye-election shall be completed	15-4-2017 (Saturday)			
3.	Other Information :				
	(a) Polling Stations	99			
	(b) Electors :				
	As on 21-3-2017 (last date for filing nominations for Bye-Election-2017)				
		Male	Female	Third Gender	Total
	General	35875	38100	0	73975
	Service	1872	362	0	2234
	Total	37747	38462	0	76209
	Detail of Voter Turn out :				
		Electors	Voters	%age	
		76209	46848	61.47%	
	Number of Electors who voted at Polling Stations				
		Male	20699		
		Female	26149		
		Third Gender/Others	0		
		Total	46848		
	Postal Votes Counted		0		
	Number of Votes rejected (Postal Ballot Papers)		0		

	Number of Votes polled for NOTA	263	
	Number of Persons who voted on production of Election Duty Certificate	Nil	
	Number of blind or inform voters who voted with the help of companions	9	
	Number of Tendered Votes	Nil	
	Total Number of Classified Service Voters(CSVs)	43	
	Number of Proxies who voted	Nil	
	Highest and Lowest Polling Percentage in polling stations	Highest	6-Bhuana=88.24%
		Lowest	89-Bhakera=53.59%
	Name of Polling Station where poll was adjourned and repoll was ordered	Nil	
	Number of Election Agents appointed	5	
	Number of Polling Agents appointed	202	
	Number of Counting Agents appointed by Candidates	40	
	Number of Voting Machines and VVPATs used	99-CUs 99-BUs	99-VVPATs
	Number of Voting Machines kept in reserve Stock	16-CUs 16-BUs	16-VVPATs
4.	Detail of nominated/validly nominated and contesting candidate:		
	Nominated	7	
	Rejected	0	
	Validly nominated	7	
	Withdrawn	2	
	Contesting candidate	5	
	Deposit Foreited	3	

5. Counting Programme:

Counting of votes for bye-elections-2017 from 36-Bhoranj (SC) Assembly Constituency was undertaken on 13-4-2017 at 8.00am.

6. Name, Address and Party Affiliation of Contesting Candidates :			
Name of Contesting Candidates	Address	Party Affiliation	Symbol
Dr. Anil Dhiman	Village Dialari, Post Office & Tehsil Bhoranj, District Hamirpur, Himachal Pradesh.	Bharatiya Janata Party	Lotus
Parmila Devi	Village Belag, Post Office Jijwin, Tehsil Bhoranj, District Hamirpur, Himachal Pradesh.	Indian National Congress	Hand
Kusum Azad	Village & Post Office Neethar, Tehsil Nirmand, District Kullu, Himachal Pradesh.	Independent	Globe
Pawan Kumar	Village Chatter Kalan, Post Office Ludder Mahadev, Tehsil Bhoranj, District Hamirpur, Himachal Pradesh.	Independent	Capsicum
Dr. Ramesh Chand Dogra	Village & Post Office Tarkwari, Tehsil Bhoranj, District Hamirpur, Himachal Pradesh.	Independent	Road Roller

7.	Result of Bye-Election :		
	Name of Candidate	Party affiliation	Valid Votes secured by each candidate
	Dr. Anil Dhiman	Bharatiya Janata Party	24434
	Parmila Devi	Indian National Congress	16144
	Kusum Azad	Independent	403
	Pawan Kumar	Independent	4630
	Dr. Ramesh Chand Dogra	Independent	974
	Total		46585
	Dr. Anil Dhiman, Bharatiya Janata Party, declared elected by margin of 8290 votes from Runner-up candidate Smt. Parmila Devi.		