

Second Quarter 2018 Social Weather Survey: Pres. Duterte's Net Satisfaction Rating falls to "Good" +45

- Net satisfaction rating down in all areas

Social Weather Stations

The Second Quarter 2018 Social Weather Survey, conducted from June 27-30, 2018, found 65% of adult Filipinos satisfied, 15% undecided, and 20% dissatisfied with the performance of Rodrigo R. Duterte as President.

Compared to March 2018, gross satisfaction with Pres. Duterte fell by 5 points from 70%, gross undecided fell by 2 points from 17%, and gross dissatisfaction rose by 6 points from 14% [Chart 1, Tables 1 and 2].

This brings the President's net satisfaction rating to a new personal low of +45 (% *satisfied* minus % *dissatisfied*), classified by SWS as *good*.

This 11-point decline is down by one grade from the *very good* +56 (70% satisfied, 14% dissatisfied) in March 2018. It surpassed the previous personal low of *good* +48 in September 2017.

The SWS terminology for Net Satisfaction Ratings: +70 and above, "excellent"; +50 to +69, "very good"; +30 to +49, "good"; +10 to +29, "moderate", +9 to -9, "neutral"; -10 to -29, "poor"; -30 to -49, "bad"; -50 to -69, "very bad"; -70 and below, "execrable".

Net satisfaction rating down in all areas

The 11-point decline in President Duterte's net satisfaction rating from March 2018 to June 2018 was due to declines of 20 points in Metro Manila, 18 points in the Visayas, 6 points in Balance Luzon, and 6 points in Mindanao.

Pres. Duterte's net satisfaction rating fell by one grade from *very good* to *good* in Metro Manila, at +34 (59% satisfied, 25% dissatisfied) in June 2018, down by 20 points from +54 (72% satisfied, 18% dissatisfied) in March 2018 [Chart 2].

It also fell from *very good* to *good* in the Visayas, at +47 (67% satisfied, 20% dissatisfied) in June 2018, down by 18 points from +65 (75% satisfied, 9% dissatisfied, correctly rounded) in March 2018.

It stayed *good* in Balance Luzon, at +33 (57% satisfied, 24% dissatisfied) in June 2018, although down by 6 points from +39 (58% satisfied, 19% dissatisfied) in March 2018.

It stayed *excellent* in Mindanao, at +76 (84% satisfied, 8% dissatisfied) in June 2018, although down by 6 points from +82 (87% satisfied, 5% dissatisfied) in March 2018.

Down more in urban than in rural areas

Urban net satisfaction with the President fell by one grade from *very good* to *good*, at +38 (61% satisfied, 23% dissatisfied) in June 2018, down by 18 points from +56 (70% satisfied, 14% dissatisfied) in March 2018 [Chart 3].

However, rural net satisfaction stayed *very good*, at +52 (69% satisfied, 17% dissatisfied) in June 2018, although down by 4 points from +56 (69% satisfied, 13% dissatisfied) in March 2018.

Down in class D but up in classes ABC and E

The President's net satisfaction rating fell by one grade from *very good* to *good* in class D or the *masa*, at +43 (63% satisfied, 21% dissatisfied, correctly rounded) in June 2018, down by 14 points from +57 (70% satisfied, 13% dissatisfied) in March 2018 [Chart 4].

However, it rose by one grade from *good* to *very good* in class E, at +52 (69% satisfied, 17% dissatisfied) in June 2018, up by 4 points from +48 (65% satisfied, 17% dissatisfied) in March 2018.

It stayed *very good* in class ABC, at +66 (79% satisfied, 13% dissatisfied) in June 2018, up by 3 points from +63 (72% satisfied, 9% dissatisfied) in March 2018.

Down among both men and women

Pres. Duterte's latest net satisfaction rating fell from *very good* to *good* among men, at +46 (66% satisfied, 19% dissatisfied, correctly rounded) in June 2018, down by 12 points from +58 (70% satisfied, 13% dissatisfied, correctly rounded) in March 2018 [Chart 5].

It also fell from *very good* to *good* among women, at +45 (65% satisfied, 20% dissatisfied) in June 2018, down by 9 points from +54 (69% satisfied, 15% dissatisfied) in March 2018.

Down in all age groups except 18-24

The President's net satisfaction rating fell from *very good* to *good* among 25-34 year olds, at +43 (65% satisfied, 22% dissatisfied) in June 2018, down by 26 points from +69 (80% satisfied, 11% dissatisfied) in March 2018 [Chart 6].

It fell from *very good* to *good* among those 55 years old and older, at +44 (65% satisfied, 22% dissatisfied, correctly rounded) in June 2018, down by 10 points from +54 (67% satisfied, 13% dissatisfied) in March 2018.

It fell from *very good* to *good* among 45-54 year olds, at +47 (64% satisfied, 17% dissatisfied) in June 2018, down by 9 points from +56 (67% satisfied, 12% dissatisfied, correctly rounded) in March 2018.

It also fell from *very good* to *good* among 35-44 year olds, at +46 (65% satisfied, 19% dissatisfied) in June 2018, down by 6 points from +52 (67% satisfied, 15% dissatisfied) in March 2018.

However, it rose from *good* to *very good* among 18-24 year olds, at +50 (68% satisfied, 18% dissatisfied) in June 2018, up by 2 points from +48 (68% satisfied, 20% dissatisfied) in March 2018.

Down especially among elementary and high school graduates

Pres. Duterte's net satisfaction rating fell from *very good* to *good* among elementary school graduates, at +40 (60% satisfied, 21% dissatisfied, correctly rounded) in June 2018, down by 13 points from +53 (69% satisfied, 15% dissatisfied, correctly rounded) in March 2018 [Chart 7].

It also fell from *very good* to *good* among high school graduates, at +46 (67% satisfied, 20% dissatisfied, correctly rounded) in June 2018, down by 8 points from +54 (68% satisfied, 14% dissatisfied) in March 2018.

However, it stayed *very good* among college graduates, at +52 (71% satisfied, 19% dissatisfied) in June 2018, although down by 17 points from +69 (80% satisfied, 11% dissatisfied) in March 2018.

It also stayed *very good* among non-elementary school graduates, at +50 (67% satisfied, 17% dissatisfied) in June 2018, although down by 8 points from +58 (70% satisfied, 12% dissatisfied) in March 2018.

Survey background

The June 2018 Social Weather Survey was conducted from June 27-30, 2018 using face-to-face interviews of 1,200 adults (18 years old and above) nationwide: 300 each in Metro Manila, Balance Luzon, Visayas, and Mindanao (sampling error margins of $\pm 3\%$ for national percentages, and $\pm 6\%$ each for Metro Manila, Balance Luzon, Visayas, and Mindanao).

The area estimates were weighted by Philippine Statistics Authority medium-population projections for 2018 to obtain the national estimates.

The quarterly Social Weather Survey item on public satisfaction with the President is non-commissioned. It is included on SWS's own initiative and released as a public service.

The survey question on public satisfaction with the President is as follows: *“Maaari po bang pakisabi ninyo kung gaano kayo nasisiyahan o hindi nasisiyahan sa pagganap ng tungkulin ni RODRIGO DUTERTE bilang Presidente ng Pilipinas. Kayo ba ay lubos na nasisiyahan, medyo nasisiyahan, hindi tiyak kung nasisiyahan o hindi, medyo hindi nasisiyahan, lubos na hindi nasisiyahan, o wala pa kayong narinig o nabasa kahit na kailan tungkol kay RODRIGO DUTERTE?”* [“Please tell me how satisfied or dissatisfied you are with the performance of RODRIGO DUTERTE as President of the Philippines. Are you very satisfied, somewhat satisfied, undecided if satisfied or dissatisfied, somewhat dissatisfied, very dissatisfied, or you have not ever heard or read anything about RODRIGO DUTERTE?”].

SWS terminology for Net Satisfaction Ratings: +70 and above, “excellent”; +50 to +69, “very good”; +30 to +49, “good”; +10 to +29, “moderate”, +9 to -9, “neutral”; -10 to -29, “poor”; -30 to -49, “bad”; -50 to -69, “very bad”; -70 and below, “execrable.” SWS considers the movement from one classification to another as either an “upgrade” or “downgrade.”

SWS employs its own staff for questionnaire design, sampling, fieldwork, data-processing, and analysis, and does not outsource any of its survey operations. This report was prepared by Leo S. Laroza.

#

Chart 1

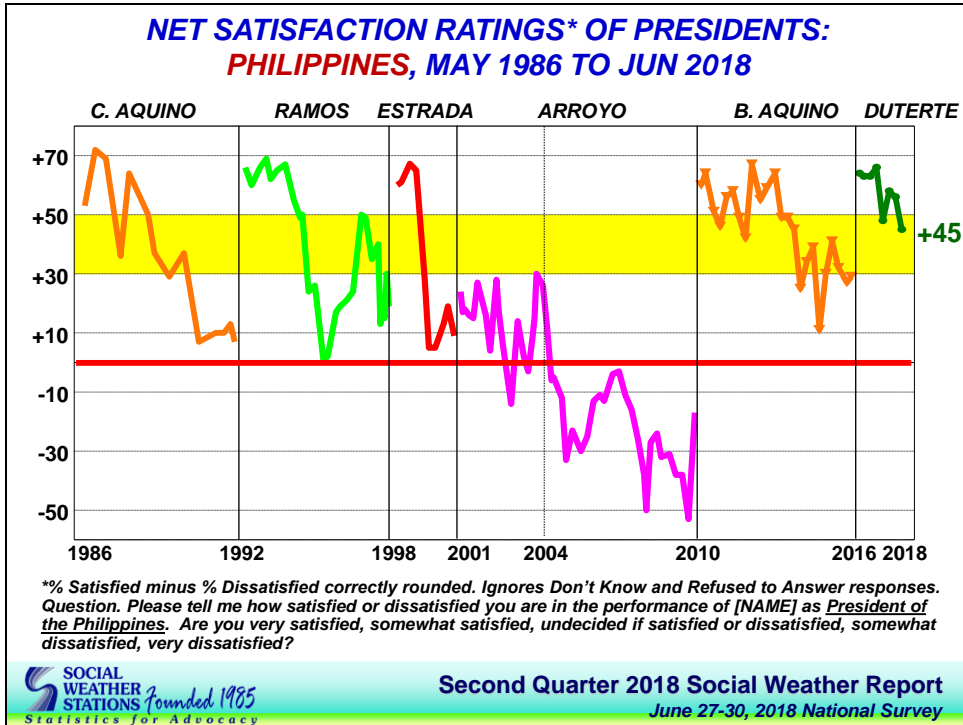


Table 1

**NET SATISFACTION RATINGS* OF PRESIDENTS:
 PHILIPPINES (page 1 of 2)**

C. AQUINO		C. AQUINO (cont)		RAMOS (cont)		ESTRADA		ARROYO (cont)	
Net*		Net*		Net*		Net*		Net*	
May 86	+53	Feb 92	+13	Oct 95	+1	Sep 98	+60	Sep 98	+60
Oct 86	+72	Apr 92	+7	Dec 95	+2	Nov 98	+61	Mar 02	+16
Ave. 1986	+63	Ave. 1992	+10	Ave. 1995	+13	Ave. 1998	+61	May 02	+4
Mar 87	+69	Ave. C. Aquino	+35	Apr 96	+17	Mar 99	+67	Aug 02	+28
Oct 87	+36			Jun 96	+19	Jun 99	+65	Sep 02	+18
Ave. 1987	+53			Sep 96	+21	Oct 99	+28	Nov 02	+6
Feb 88	+64			Dec 96	+24	Dec 99	+5	Ave. 2002	+14
Aug 88	+57			Ave. 1996	+20	Ave. 1999	+41	Mar 03	-14
Sep 88	+50			Apr 97	+50	Mar 00	+5	Jun 03	+14
Ave. 1988	+57			Jun 97	+49	Jul 00	+13	Sep 03	+2
Feb 89	+37			Sep 97	+35	Sep 00	+19	Nov 03	-3
Aug 89	+32			Dec 97	+40	Dec 00	+9	Ave. 2003	0
Sep 89	+29			Ave. 1997	+44	Ave. 2000	+12	Jan 04	+8
Ave. 1989	+33			Jan 98	+13	Ave. Estrada	+33	Feb 04	+15
Mar 90	+24			Feb 98	+20			Mar 04	+30
Apr 90	+37			Mar 98	+15	ARROYO	Net*	Jun 04	+26
Nov 90	+7			Mar-Apr 98	+30	Mar 01	+24	Aug 04	+12
Ave. 1990	+23			Apr 98	+19	Apr 01	+17	Oct 04	-6
Apr 91	+24			Ave. 1998	+19	May 01	+18	Dec 04	-5
Jul 91	+10			Ave. Ramos	+38	Jul 01	+16	Ave. 2004	+11
Nov 91	+10					Sep 01	+15	Mar 05	-12
Ave. 1991	+15					Nov 01	+27	May 05	-33
						Ave. 2001	+20	Aug 05	-23

* Net ratings = % Satisfied minus % Dissatisfied correctly rounded.

Second Quarter 2018 Social Weather Report
June 27-30, 2018 National Survey

**NET SATISFACTION RATINGS* OF PRESIDENTS:
 PHILIPPINES (page 2 of 2)**

ARROYO (cont)		ARROYO (cont)		B. AQUINO (cont)		DUTERTE	
	Net*		Net*		Net*		
Dec 05	-30	Dec 09	-38	Mar 13	+59	Sep 16	+64
Ave. 2005	-25	Ave. 2009	-35	Jun 13	+64	Dec 16	+63
Mar 06	-25	Mar 10	-53	Sep 13	+49	Ave. 2016	+64
Jun 06	-13	Jun 10	-17	Dec 13	+49	Mar 17	+63
Sep 06	-11	Ave. 2010	-35	Ave. 2013	+55	Jun 17	+66
Nov 06	-13	Ave. Arroyo	-7	Mar 14	+45	Sep 17	+48
Ave. 2006	-16	B. AQUINO		Jun 14	+25	Dec 17	+58
Feb 07	-4	Sep 10	+60	Sep 14	+34	Ave. 2017	+59
Jun 07	-3	Nov 10	+64	Dec 14	+39	Mar 18	+56
Sep 07	-11	Ave. 2010	+62	Ave. 2014	+36	Jun 18	+45
Dec 07	-16	Mar 11	+51	Mar 15	+11		
Ave. 2007	-9	Jun 11	+46	Jun 15	+30		
Mar 08	-26	Sep 11	+56	Sep 15	+41		
Jun 08	-38	Dec 11	+58	Dec 15	+32		
Jul 08	-50	Ave. 2011	+53	Ave. 2015	+29		
Sep 08	-27	Mar 12	+49	Apr 16	+27		
Dec 08	-24	May 12	+42	Jun 16	+29		
Ave. 2008	-33	Aug 12	+67	Ave. 2016	+28		
Feb 09	-32	Dec 12	+55	Ave. B. Aquino	+45		
Jun 09	-31	Ave. 2012	+53				
Sep 09	-38						

* Net ratings = % Satisfied minus % Dissatisfied correctly rounded.

Table 2

**PUBLIC SATISFACTION WITH PRESIDENT
 RODRIGO DUTERTE: DEC 2017 TO JUN 2018 (page 1 of 2)**

	Satisfied			Undecided			Dissatisfied			Net*		
	Dec17	Mar18	Jun18	Dec17	Mar18	Jun18	Dec17	Mar18	Jun18	Dec17	Mar18	Jun18
Total PH	71%	70%	65%	15%	17%	15%	13%	14%	20%	+58	+56	+45
NCR	73	72	59	9	10	16	18	18	25	+55	+54	+34
Bal. Luzon	64	58	57	22	23	19	14	19	24	+50	+39	+33
Visayas	72	75	67	10	16	13	18	9	20	+53	+65	+47
Mindanao	84	87	84	11	8	7	5	5	8	+80	+82	+76
Urban	76	70	61	12	16	16	13	14	23	+63	+56	+38
Rural	68	69	69	18	17	14	14	13	17	+54	+56	+52
ABC	80	72	79	7	20	7	14	9	13	+66	+63	+66
D	70	70	63	17	16	16	13	13	21	+57	+57	+43
E	78	65	69	9	17	13	13	17	17	+65	+48	+52

**% Satisfied minus % Dissatisfied correctly rounded. Ignores Dont Know and Refused to Answer responses. Question. Please tell me how satisfied or dissatisfied you are in the performance of RODRIGO DUTERTE as President of the Philippines. Are you very satisfied, somewhat satisfied, undecided if satisfied or dissatisfied, somewhat dissatisfied, very dissatisfied?

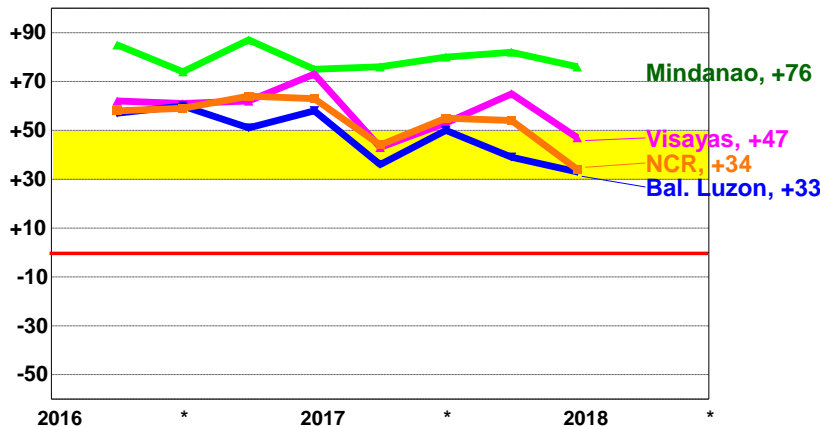
PUBLIC SATISFACTION WITH PRESIDENT RODRIGO DUTERTE: DEC 2017 TO JUN 2018 (page 2 of 2)

	Satisfied			Undecided			Dissatisfied			Net*		
	Dec17	Mar18	Jun18	Dec17	Mar18	Jun18	Dec17	Mar18	Jun18	Dec17	Mar18	Jun18
Total PH	71%	70%	65%	15%	17%	15%	13%	14%	20%	+58	+56	+45
Men	74	70	66	13	17	15	13	13	19	+61	+58	+46
Women	69	69	65	17	16	15	14	15	20	+55	+54	+45
18-24	67	68	68	11	12	14	22	20	18	+46	+48	+50
25-34	76	80	65	11	9	13	13	11	22	+63	+69	+43
35-44	74	67	65	16	18	16	11	15	19	+63	+52	+46
45-54	67	67	64	17	21	19	15	12	17	+52	+56	+47
55 +	70	67	65	17	20	13	12	13	22	+58	+54	+44
Some Elem	73	70	67	17	18	16	10	12	17	+63	+58	+50
Some HS	68	69	60	18	16	19	14	15	21	+54	+53	+40
Some Voc/Coll	72	68	67	12	18	13	16	14	20	+56	+54	+46
Coll. Grad	75	80	71	19	10	10	6	11	19	+69	+69	+52

*% Satisfied minus % Dissatisfied correctly rounded. Ignores Don't Know and Refused to Answer responses. Question. Please tell me how satisfied or dissatisfied you are in the performance of RODRIGO DUTERTE as President of the Philippines. Are you very satisfied, somewhat satisfied, undecided if satisfied or dissatisfied, somewhat dissatisfied, very dissatisfied?

Chart 2

NET SATISFACTION RATINGS* OF PRES. RODRIGO DUTERTE: BY AREA, SEP 2016 TO JUN 2018



*% Satisfied minus % Dissatisfied correctly rounded. Ignores Don't Know and Refused to Answer responses. Question. Please tell me how satisfied or dissatisfied you are in the performance of [NAME] as President of the Philippines. Are you very satisfied, somewhat satisfied, undecided if satisfied or dissatisfied, somewhat dissatisfied, very dissatisfied?

Chart 3

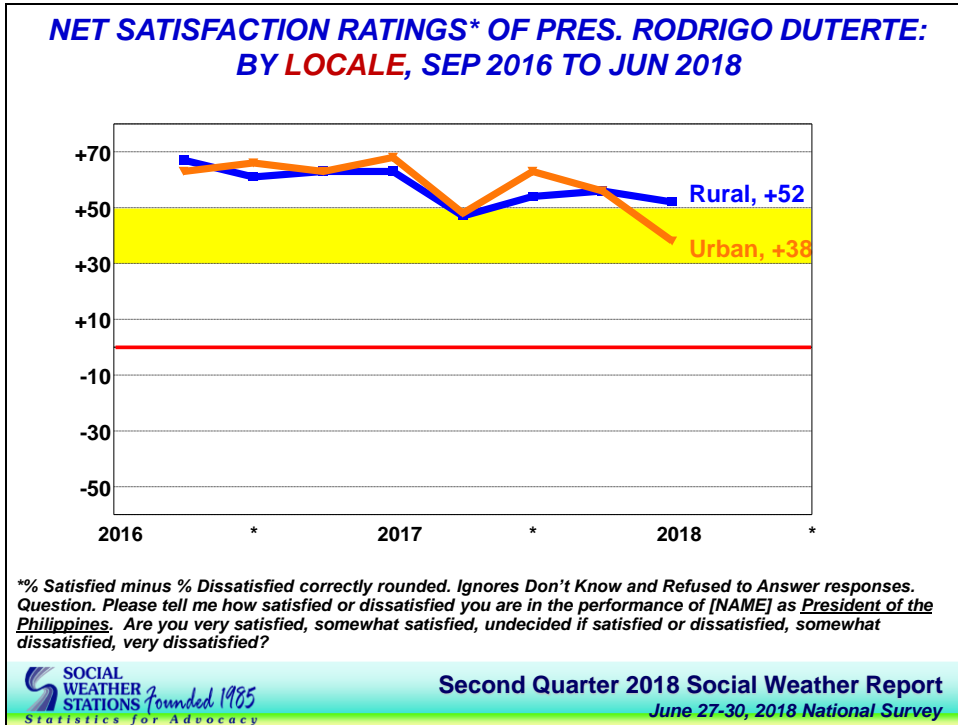


Chart 4

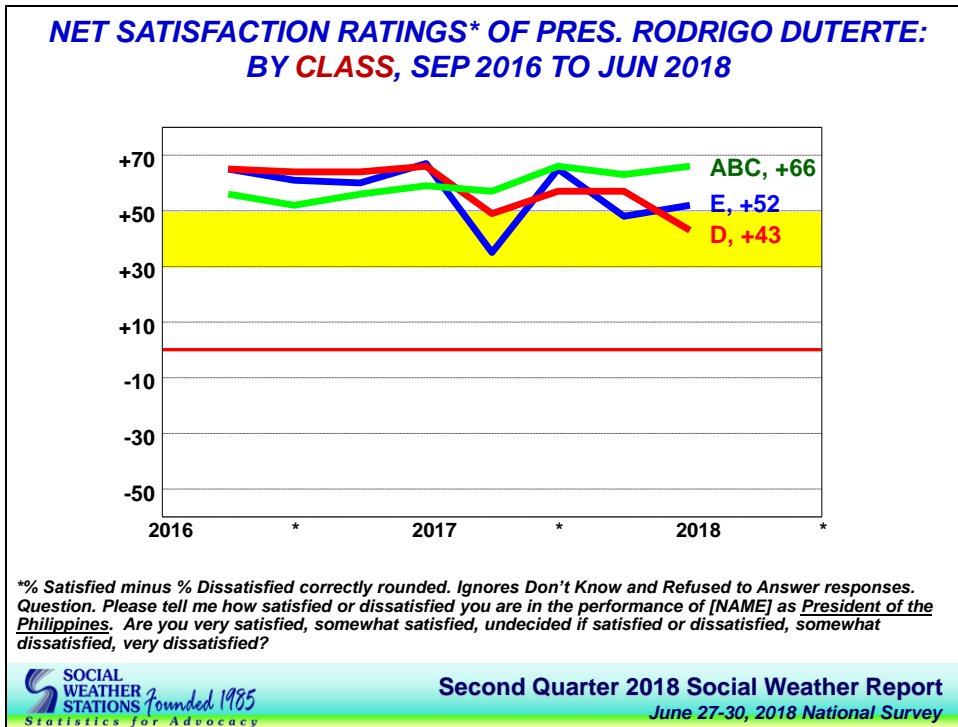


Chart 5

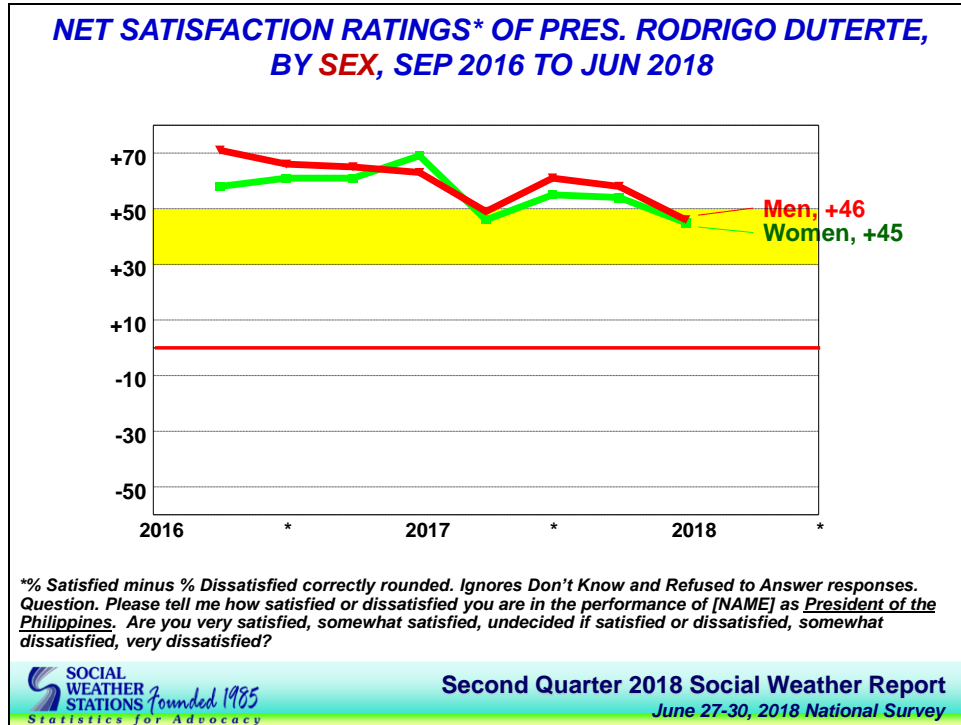


Chart 6

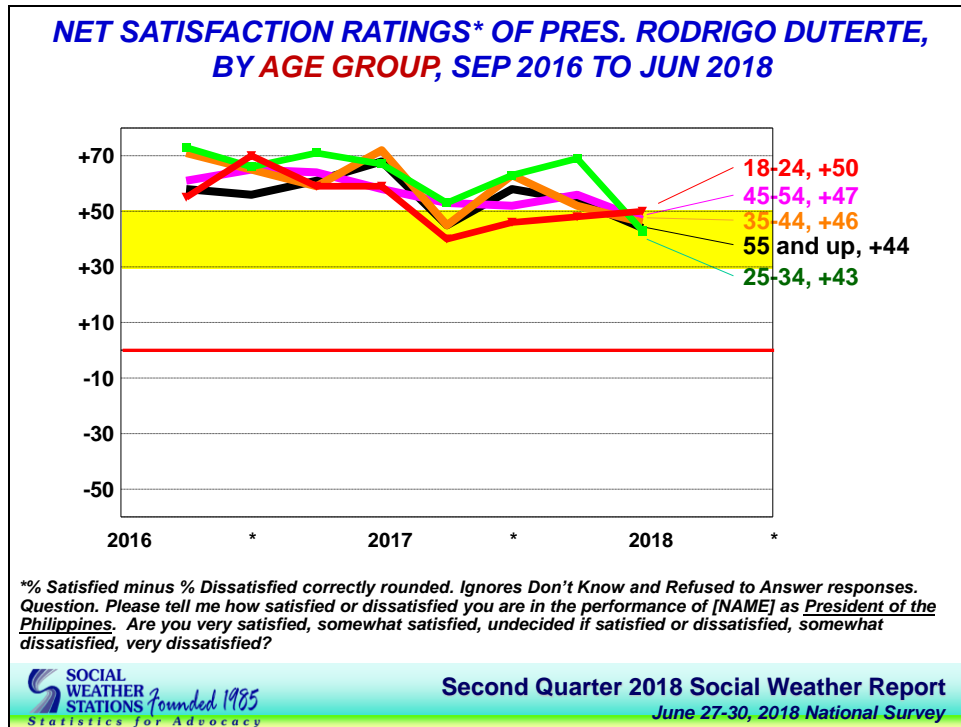


Chart 7

