



RADIANCE
TECHNOLOGIES

INDEPENDENCE
BOWL

FRIDAY | DECEMBER 23 | SHREVEPORT, LA

LH

vs.

RAGIN'
CAJUNS

INDEPENDENCE BOWL HISTORY



The Cougars are looking to become the first American Athletic Conference program to win the Independence Bowl since the league's inception (2013-present) and first current league member to win the event since ECU defeated Louisiana Tech, 35-13, on Dec. 16, 1978. Texas A&M was the last Texas school to capture the Independence Bowl, defeating Oklahoma State, 33-16, on Dec. 12, 1981.

INDEPENDENCE BOWL: TEAM RECORDS

- Most Points:** 56, Duke (2018 vs. Temple)
- Fewest Points:** 0, Miami (2019 vs. Louisiana Tech)
- Most Combined Points:** 107, Tulsa vs. Virginia Tech (2015)

- Most Points in a Half:** 45, Virginia Tech (2015, 1H vs. Tulsa)
- Most Points in a 1H:** 45, Virginia Tech (2015, 1H vs. Tulsa)
- Most Points in a 2H:** 35, Duke (2018 vs. Temple)

- Most 1Q Points:** 24, Virginia Tech (2015 vs. Tulsa)
- Most 2Q Points:** 21, 2x, last Virginia Tech (2015 vs. Tulsa)
- Most 3Q Points:** 21, 3x, last Duke (2018 vs. Temple)
- Most 4Q Points:** 22, Army (1996 vs. Auburn)

- Most First Downs:** 30, Virginia Tech (2015 vs. Tulsa)
- Fewest First Downs:** 11, 5x, last TCU (1994 vs. Virginia)
- Most Combined First Downs:** 57, Tulsa vs. Virginia Tech (2015)

- Most Total Yards:** 594, Virginia Tech (2015 vs. Tulsa)
- Fewest Total Yards:** 161, Louisville (1977 vs. Louisiana Tech)
- Most Combined Total Yards:** 1,161, Tulsa vs. Virginia Tech (2015)

- Most Rushing Yards:** 337, Missouri (2011 vs. North Carolina)
- Fewest Rushing Yards:** 12, Louisiana Tech (1978 vs. ECU)
- Most Combined Rushing Yards:** 552, Arkansas vs. Missouri (2003)

- Most Passing Yards:** 440, Duke (2018 vs. Temple)
- Fewest Passing Yards:** 41, Georgia Tech (2010 vs. Air Force)
- Most Combined Passing Yards:** 718, Tulsa vs. Virginia Tech (2015)

- Most Punt Return Yards:** 132, Virginia Tech (2015 vs. Tulsa)
- Most Kickoff Return Yards:** 177, South Carolina (2005 vs. Missouri)

- Most Penalties:** 16, Tulsa (1976 vs. McNeese)
- Fewest Penalties:** 0, Louisiana Tech (1978 vs. ECU)

- Record of Team Leading at Halftime:** 33-11

MEDIA INFORMATION FOR SHREVEPORT



ANDREW PATE
ASSOCIATE AD
Cell: 713-387-9119
arpate@central.uh.edu



ARI DAVIS
ASSISTANT AD
Cell: 801-243-8265
aridavis@central.uh.edu

HOUSTON ATHLETICS COMMUNICATIONS

Athletics/Alumni Center Suite 2008
Office: 713-743-9404 • Fax: 713-743-9411
3204 Cullen Blvd. • Houston, TX 77204
UHCougars.com



HOUSTON SCHEDULE

MONDAY, DECEMBER 19

Houston Arrival^ 4:30 p.m. - Media Access

TUESDAY, DECEMBER 20

Houston Media Availability% 10:45-11 a.m. Independence Stadium Media Access
Houston Practice 11:30 a.m.-1 p.m. Independence Stadium First 15 minutes Open
The Big Game Show 6:30-7:30 p.m. Review Theatre Media Access/No Interviews

WEDNESDAY, DECEMBER 21

Fellowship of Christian Athletes Breakfast 7:30-8:30 a.m. SHV Convention Center Media Access/No Interviews
Holy Angels Visit 11 a.m.-Noon Holy Angels Residential Media Access/No Interviews
Houston Practice 1:30-3 p.m. Independence Stadium Closed

THURSDAY, DECEMBER 22

Houston Pre-Game Press Conference^% 10-10:30 a.m. Independence Stadium Media Room Media Access
Houston Walk-Through Practice 12:30-1:30 p.m. Independence Stadium Closed
Rally on the Red 6:30-10 p.m. East Bank District Media Access

FRIDAY, DECEMBER 23

Coca-Cola Fan Fest/Tailgate Areas Open 10 a.m.-2 p.m. Independence Stadium Media Access
UHAA Pregame Tailgate Party 11:30 a.m.-1:30 p.m. State Fair Commercial Exhibit Building Media Access
Houston vs. Louisiana - Independence Bowl 2 p.m. Independence Stadium Media Access
Postgame Press Conference TBD Independence Stadium Media Room Media Access

^Head Coach Dana Holgorsen available

%Select Student-Athletes

Schedule is subject to change.

INDEPENDENCE BOWL: INDIVIDUAL RECORDS

Most Individual TD Responsible For

6, Daniel Jones, Duke (2018 vs. Temple)

Most Points

24, Beau Blankenship, Ohio (2012 vs. ULM)

Longest Touchdown Pass

87, Randy Wright to Tom Stracka, Wisconsin (1982 vs. Kansas State)

RUSHING

Yards: 234, Kevin Faulk, LSU (1995 vs. Michigan State)

Attempts: 35, Ja'Mar Toombs, Texas A&M (2000 vs. Miss. State)

Longest Rush: 80, Deuce McAllister, Ole Miss (1999 vs. Oklahoma)

Longest TD Rush: 80, Deuce McAllister, Ole Miss (1999 vs. Oklahoma)

Rushing TDs: 4, Beau Blankenship, Ohio (2012 vs. ULM)

PASSING

Yards: 423, Daniel Jones, Duke (2018 vs. Temple)

Completions: 39, Josh Heupel, Oklahoma (1999 vs. Ole Miss)

Attempts: 58, Jerrod Johnson, Texas A&M (2009 vs. Georgia)

Touchdown Passes: 5, Daniel Jones, Duke (2018 vs. Temple)

RECEIVING

Yards: 240, T.J. Rahming, Duke (2018 vs. Temple)

Receptions: 12, 3x, last, T.J. Rahming, Duke (2018 vs. Temple)

TD receptions: 3, 2x, last Auden Tate, Florida State (2017 vs. Southern Miss)

RETURNS

Long Kickoff Return:

100, 2x, last Nyheim Hines, NC State (2018 vs. Vanderbilt)

Long Punt Return:

86, Javier Arenas, Alabama (2006 vs. Oklahoma state)

KICKING

Made Field Goals: 4, 2x, last Chris Balseiro, Arkansas (2003 vs. Missouri)

Long Field Goal: 52, Tommy Openshaw, Vanderbilt (2016 vs. NC State)

Most Points by Kicking: 15, David Hardy, Texas A&M (1981 vs. Oklahoma State)

Most PATs: 8, Collin Wareham, Duke (2018 vs. Temple)

DEFENSE

Tackles: 24, Clay Carroll, McNeese (1979 vs. Syracuse)

Sacks: 3, 3x, last Chuck Wiley, LSU (1997 vs. Notre Dame)

OTHER

Total Offense: 447, Dameyune Craig, Auburn (1996 vs. Army)

Yards From Scrimmage: 257, T.J. Rahming, Duke (2018 vs. Temple)

Longest Punt: 70, Jeff Dozier, Louisiana Tech (1978 vs. ECU)

Longest INT return:

99, Marcus King, Missouri (2005 vs. South Carolina)

Longest Fumble Return:

37, Gabe Northern, LSU (1995 vs. Michigan State)

Longest Return of Blocked FG:

80, Antonio Banks, Virginia Tech (1993 vs. Indiana)



HOUSTON FOOTBALL

11 CONFERENCE TITLES ♦ 30 BOWL APPEARANCES ♦ 141 ALL-AMERICANS ♦ 2021 PAUL HORNUNG AWARD ♦ 2017 OUTLAND TROPHY ♦ 1989 HEISMAN TROPHY ♦ 1976 LOMBARDI TROPHY

SERIES HISTORY

Overall	Houston leads, 6-3
at Houston	Houston leads, 3-2
at Louisiana	Houston leads, 3-1
at Neutral Site	N/A
Current Streak	Louisiana, W1
Last Meeting	L, 31-28, Oct. 7, 2006 Houston, Texas (Robertson Stadium)

BROADCAST INFORMATION

TV: ESPN

Play-by-Play: Dave Neal
Analyst: Deuce McAllister
Sideline: Harry Lyles jr.

RADIO: KPRC 950 AM

Play-by-Play: Kevin Eschenfelder
Analyst: Ted Pardee
Sideline: Jeremy Branham
Pregame Host: Matt Thomas
The Varsity Network: "Search Houston"
SiriusXM: 380 (home) and 84 (national)
SiriusXM app: 970 (home) and 84 (national)

SOCIAL MEDIA: #GoCoogs

Twitter: @UHCougarFB
Instagram: @UHCougarFB
Facebook: /HoustonFootball
Hashtags: #GoCoogs x #hoUSton

FOOTBALL COMMUNICATIONS

Andrew Pate, Associate AD/Strategic Communications
(arpate@central.uh.edu) | 713-387-9119 (c)

Ari Davis, Assistant AD/Strategic Communications
(aridavis@central.uh.edu) | 801-243-8265 (c)

HOUSTON RISE

In late June, University of Houston Athletics announced a comprehensive fundraising campaign centered on competitive excellence in the Big 12 Conference. The \$150 million fundraising campaign will address essential capital priorities including the construction of a state-of-the-art Football Operations Center to house Cougar Football.



GAME THIRTEEN • RADIANCE TECHNOLOGIES INDEPENDENCE BOWL

HOUSTON (7-5, 5-3 American) vs. LOUISIANA (6-6, 4-4 Sun Belt)

Friday, Dec. 23, 2022 ■ 2 p.m. CT ■ Shreveport, La. ■ Independence Stadium (63,000) ■ ESPN



COUGARS

Head Coach: Dana Holgorsen
Record at UH: 25-20 (4th Year)
Overall Record: 86-61 (12th Year)
AP/Coaches Rank: --/--



RAGIN' CAJUNS

Head Coach: Michael Desormeaux
Record at Louisiana: 7-6 (2nd Year)
Overall Record: Same
AP/Coaches Rank: --/--

THE OPENING KICKOFF

- Houston is making its 30th bowl appearance including its 15th in the last 18 seasons (2005-present). The Cougars' 15 bowl appearances since 2005 leads the state of Texas. The Independence Bowl will be the 19th different bowl in which the Cougars have competed in.
- Houston and Louisiana are meeting for the 10th time in the history of the programs and first since 2006. The Cougars lead the all-time series, 6-3. Houston's first-ever game took place on Sept. 21, 1946, when the Cougars fell to Louisiana, 13-7, in front of 11,000 spectators at Public School Stadium in Houston.
- The Cougars defeated Auburn, 17-13, a season ago in the Birmingham Bowl, snapping a four-game bowl losing streak. With a win against Louisiana, Houston would register back-to-back bowl victories for the first time since the 2014-15 seasons when it defeated Pittsburgh, 35-34 in the Armed Forces Bowl (Jan. 2, 2015) and #9/8 Florida State, 38-24 in the Peach Bowl (Dec. 31, 2015).
- Houston went 5-2 in its final seven games. During the stretch, Houston hit its stride offensively. The Cougars' 7.5 yards per play between Games 6-12 were the most in the country for teams across the same timeframe. Houston also led the country in touchdown passes (28) and ranked second in touchdowns (40), second in passing yards (2,652), third in points (291) and fourth in total offense (3,610) in the span.
- Five of Houston's 12 regular season opponents have been ranked in either the AP Top 25 or the USA Today Sports AFCA Coaches Poll or received votes at some point this season. Eight of Houston's 12 opponents are bowl bound.
- Five Houston players hail from the state of Louisiana including a pair of defensive linemen in **Atlias Bell** (New Orleans) who has 37 tackles and six tackles for loss and **Sedrick Williams** (Houma) who has 19 tackles and six tackles for loss. Team captain and tight end **Christian Trahan** (Sulphur) has caught 23 passes for 237 yards and three touchdowns.
- The Cougars have had to overcome significant injuries this season. Starters or key contributors who have missed multiple games on defense include linebacker **Malik Robinson** (10 games), defensive end **Derek Parish** (8 games), defensive back **Alex Hogan** (6 games), defensive back **Antonio Brooks** (5 games), defensive lineman **Jamaree Caldwell** (4 games), defensive back **Hasaan Hypolite** (2 games) and linebacker **Mannie Nunnerly** (2 games). Offensively, the Cougars have been without running back **Alton McCaskill IV** (12 games), wide receiver **Joseph Manjack IV** (8 games), running back **Brandon Campbell** (3 games), running back **Ta'Zawn Henry** (4 games) and wide receiver **Matthew Golden** (2 games).
- The Independence Bowl will offer a send-off for standout quarterback **Clayton Tune**. The senior, who leads The American in career touchdown passes (101), is two touchdown passes shy of Tanner Mordecai's (SMU, 2021) single-season record (39) and one shy of Demond Ridder (Cincinnati, 2018-21) and Holton Ahlers (ECU, 2018-present) for the league's career touchdowns responsible for (117) record.
- Friday marks Houston's final game representing the American Athletic Conference before officially moving into the Big 12 Conference on July 1, 2023. The Cougars are 50-28 all-time in 10 years of league play since joining The American.
- Houston has scored 30+ points in 11 of its 12 games. The Cougars' 30+ points in 11 games matched Tennessee, UCLA, USC and UTSA for the most nationally during the regular season. Defensively, Houston posted 11 games with 5.0+ tackles for loss which ranked tied for second nationally during the regular season.

2022 SCHEDULE



at UTSA
Sept. 3
W, 37-35 (30T)
CBS SN



at TEXAS TECH
Sept. 10
L, 33-30 (20T)
FS1



KANSAS
Sept. 17
L, 48-30
ESPNU



RICE
Sept. 24
W, 34-27
ESPN+



TULANE
Sept. 30
L, 27-24 (0T)
ESPN



at MEMPHIS
Oct. 7
W, 33-32
ESPN2



at NAVY
Oct. 22
W, 38-20
ESPNU



USF
Oct. 29
W, 42-27
ESPN2



at SMU
Nov. 5
L, 77-63
NFL Network



TEMPLE
Nov. 12
W, 43-36
ESPN+



at ECU
Nov. 19
W, 42-3
ESPN+



TULSA
Nov. 26
L, 37-30
ESPNU



LOUISIANA
Dec. 23
2 p.m.
ESPN

BOWL REWIND: 2021



#21/21 HOUSTON 17, AUBURN 13

Date: Dec. 28, 2021

Location: Protective Stadium | Birmingham, Ala.

Leading Passer: Clayton Tune | 26 of 40 | 283 yards | 2 TD

Leading Rusher: Alton McCaskill IV | 14 carries | 78 yards

Leading Receiver: Nathaniel Dell | 10 receptions | 150 yards

Clayton Tune and the Houston Cougars punctuated an impressive season with a win in Southeastern Conference country. Jake Herslow caught a 26-yard, go-ahead touchdown pass from Tune with 3:27 left to help lift No. 21 Houston to a 17-13 victory over Auburn on Tuesday in the Birmingham Bowl in front of a mostly orange-and-blue crowd at Protective Stadium. UH marched 80 yards in eight plays to cap its third 12-plus win season.

COACHING LOCATIONS

ON THE FIELD

- Dana Holgorsen, Head Coach
- Shannon Dawson, Passing Game Coordinator/Quarterbacks
- Brian Early, Defensive Line
- Mike Jinks, Assistant Head Coach/Running Backs
- Brandon Jones, Run Game Coordinator/Offensive Line
- Archie McDaniel, Linebackers
- Mark Scott, Special Teams Coordinator
- Daikiel Shorts, Jr., Wide Receivers

IN THE BOOTH

- Doug Belk, Associate HC/Defensive Coordinator
- Corby Meekins, Assistant Head Coach/Inside Receivers/Tight Ends
- David Rowe, Secondary

QUICK FACTS

FOOTBALL HISTORY

First Year of Football:	1946 (this is 77th season)
All-Time Record:	467-386-15 (.546)
All-Time Conference Record:	225-180-5 (.555)
All-Time Bowl Record:	12-15-1 (.385)
Conference Championships:	11
American Athletic Championships:	1
Years:	2015
Stadium Name:	TDECU Stadium
Groundbreaking:	Feb. 8, 2013
First Game:	Aug. 29, 2014 vs. UTSA
Largest Win:	70-14 vs. Texas Southern (Sept. 22, 2018)
Capacity:	40,000
Surface:	Synthetic Turf
Record at TDECU Stadium:	38-15 (.717)

UNIVERSITY INFORMATION

Location:	Houston, Texas
Founded:	1927
Nickname:	Cougars
Enrollment:	47,000
Colors:	Scarlet and White
Chancellor:	Dr. Renu Khator
Vice President for Athletics:	Chris Pezman

TEAM NOTES

• Houston wide receiver **Nathaniel Dell** has been named a Second Team All-American by several publications including The Athletic and Pro Football Focus. The junior, who has declared for the NFL Draft, leads the nation in receiving touchdowns (15) this season. Dell's 30 receiving scores since the start of the 2020 season paces the country as does his nine games of 125-plus receiving yards since 2021.

• Houston has scored 10+ points in 110 consecutive games (Sept. 2014-present), which ranks second nationally among active streaks (Alabama, 157). Houston has scored 10+ points in 40 straight non-conference games (Sept. 2014-present) which is 24th nationally.

• The Cougars have won 97 games since the start of the 2011 season, a mark that ranks 22nd nationally and tied for first with TCU and Texas A&M among Texas FBS programs. The Cougars have one more victory than Baylor (96) and 11 more wins than Texas (86).

• Houston's special teams have been just that. Houston is the only school in the country with a kickoff return touchdown and punt return touchdown in each of the last four seasons (2019-present) with **Jayce Rogers** (KR at Memphis) and **Nathaniel Dell** (PR vs. Tulsa) doing so this season. The Cougars are one of four teams nationally ranked inside the Top 20 in both kickoff return and punt return average, joining South Carolina, Oregon State and Kansas State. During the regular season, the Cougars also recovered two onside kicks (**Christian Trahan** at Memphis; **Garrison Vaughn** at SMU) off the leg of **Kyle Ramsey** and ranked 11th in net punting (42.11) thanks to 28-year-old Australian sophomore punter **Laine Wilkins**.

• After allowing an average of 2.6 sacks per game across their first five games, Houston's offensive line has permitted just 1.14 per game in the last seven contests. The Cougars limited Temple, which ranked eighth nationally in sacks, to 2.0 on Nov. 12. Houston has not allowed a sack twice in the last five contests. Left tackle **Patrick Paul** and left guard **Cam Ron Johnson** were both named First-Team All-American Athletic Conference. All five starters – Paul (sophomore), Johnson (sophomore), right guard **Tyler Johnson** (sophomore), center **Jack Freeman** (junior) and right tackle **Lance Robinson** (sophomore) are all expected to return in 2023.

• Houston has registered five comeback victories including capturing four wins when trailing at halftime this season. Houston's deficits in wins have included 14 points at UTSA, 7 points vs. Rice, 16 points at Memphis, 7 points vs. USF and 7 points against Temple. Against Temple, the Cougars drove 71 yards in five plays, using a 44-yard go-ahead touchdown with 40 seconds left to outlast the Owls, 43-36. On Oct. 7 at Memphis, UH became the first FBS program in 130 tries this season to overcome a 19+ point deficit in the fourth quarter.

• Houston wide receiver **Matthew Golden** has set the Cougars' true freshman record with seven receiving touchdowns. The Houston native leads the country among true freshmen with four receiving touchdowns of 20+ yards. A season ago, running back **Alton McCaskill IV** – who missed the 2022 campaign with a torn ACL – set Houston's rushing touchdowns record (16) for a true freshman.

• Six of Houston's 12 games have come down to the final drive including a school-record three overtime games. In its opener, Houston's defense forced an incomplete pass on UTSA's 2-point opportunity in the third overtime to seal the win. On Sept. 24, Houston locked up a 34-27 win on a Rice incomplete pass on 1st and Goal from the 9-yard line as time expired. The Cougars took a one-point lead with 18 seconds left at Memphis and closed the game on an **Atlas Bell** sack at the Memphis 38-yard line. On Nov. 12, **Matthew Golden** hauled in a 44-yard touchdown to put Houston on top with 40 seconds remaining and the defense held Temple on its final opportunity.

• Houston has seen first-hand how small the margin for error is in its losses this season. Texas Tech covered 46 yards in 34 seconds at the end of regulation to set up the game-tying field goal and converted a 4th and 20 during the first overtime of an eventual 33-30 double-overtime victory. Tulane used an 11-play, 75-yard drive, scoring on a fourth down from the 3-yard line with 39 seconds remaining to tie the game during an eventual 27-24 overtime victory. Houston led in four of its five losses including double-digit leads against Kansas (14 points) and Tulsa (11 points).

• Houston's offense has been hard to stop on third downs. Houston ranks 12th nationally in third down conversions (47.5%) and has converted on 50% of third downs in eight of its 12 games. The Cougars' 63.6% conversion (7 of 11) vs. South Florida was their best mark in the Head Coach **Dana Holgorsen** (2019-present) era. Houston converted 42.1% in 2021, 40.0% in 2020 and 34.8% in 2019.

• Houston ranks eighth nationally and first in The American with 7.4 tackles for loss per game. **Atlas Bell** is the nation's No. 4 edge defender (90.7) according to PFF. **D'Anthony Jones** is graded as the nation's sixth-best edge defender (90.5) and fourth-best pass rusher among edge defenders (92.2) by PFF. **Latrell Bankston** is No. 14 nationally by pass rush grade (85.1) among interior defenders.

UNIVERSITY OF HOUSTON ATHLETICS

• 30 bowl appearances, 20 Olympic Gold medals, 17 NCAA team titles, 6 NCAA Men's Final Fours, 1 Heisman Trophy

• On Nov. 28, Houston Men's Basketball reached the #1 spot in both the USA TODAY Sports Coaches poll and Associated Press poll. It marked the first time since March 1983 that the Cougars were ranked No. 1.

• Houston Volleyball reached the Sweet 16 for the first time since 1994 this fall. The Cougars won 20 consecutive matches, winning the American Athletic Conference, while entering the national rankings for the first time since 1994.

• Houston Athletics has won 163 conference titles all-time. The Cougars have won four-plus conference titles in seven straight years – the only school in The American to claim the feat.

A VICTORY WOULD ...

• Help Houston reach its eighth victory for the 12th time in the last 17 seasons

• Be Houston's 98th since the start of the 2011 season

• Move Houston to 13-16-1 all-time in bowl games and be Houston's second consecutive bowl victory

TEAM NOTES

POSTSEASON HONORS

» Eight Cougars were named 2022 All-American Athletic Conference including five first-team selections. First-team honorees included wide receiver **Nathaniel Dell**, sophomore offensive tackle **Patrick Paul**, sophomore offensive guard **Cam'Ron Johnson**, senior quarterback **Clayton Tune** and senior defensive lineman **D'Anthony Jones**. Senior cornerback **Art Green** and senior safety **Gervarrius Owens** earned second-team recognition while senior return specialist **Jayce Rogers** was tabbed all-conference honorable mention.

DEGREES IN HAND

» New for the 2022 season, Cougar student-athletes who have received their degrees from the University of Houston are wearing a commemorative diploma decal on their helmets. Those individuals include ...

No.	Student-Athlete	Pos.	Degree
0	Derek Parish	DL/FB	BS - Sociology
2	Gervarrius Owens	DB	BS - Sociology
3	Donavan Mutin	LB	BS - Health Promotion
3	Clayton Tune	QB	BBA - Finance
14	Ike Ogbogu	QB	BBA - Finance/BBA - Marketing (double major)
28	Thabo Mwaniki	DB	BS - Retailing & Consumer Science
29	Kelan Walker	RB	BS - Retailing & Consumer Science
33	Garrison Vaughn	DB	BS - Kinesiology Sports Administration
85	Christian Trahan	TE	BS - Retailing & Consumer Science

2022 TEAM CAPTAINS

» Voted on by their teammates entering the season, Houston's 2022 team captains include ...

No.	Student-Athlete	Pos.	Years as Captain
0	Derek Parish	DL/FB	2022
1	Nathaniel Dell	WR	2022
2	Gervarrius Owens	DB	2022
3	Donavan Mutin	LB	2020, 2021, 2022
3	Clayton Tune	QB	2020, 2021, 2022
5	Hasaan Hypolite	DB	2021, 2022
76	Patrick Paul	OL	2022
85	Christian Trahan	TE	2022

PLAYERS OF THE WEEK

» Each week following a victory, Houston's coaching staff recognizes players of the week for offense, defense, special teams, scout team offense, scout team defense and scout team special teams.

Opponent	Offense	Defense	Special Teams	Scout-Off.	Scout-Def.	Scout-ST
at UTSA	Clayton Tune	Nelson Ceaser	Noah Guzman	Maurice Reed	Atlas Bell	Dante Wynn
Rice	Ta'Zawn Henry	Mannie Nunnery	Laine Wilkins	C.J. Guidry	Aaron Willis	Theron Stroops
at Memphis	KeSean Carter	Jamaree Caldwell	Kyle Ramsey	Maurice Reed	Josh Diaz	Theron Stroops
at Navy	Samuel Brown	Chidozie Nwankwo	Hasaan Hypolite	Perry Olsen	Aiden Inesta-Rodriguez	Blake Okoye
USF	Nathaniel Dell	Thabo Mwaniki	Mannie Nunnery	Karson Jones	Zykeius Strong	Cavan Tuley
Temple	Samuel Brown	D'Anthony Jones	Noah Guzman	Cash Walker	Theron Stroops	Moses Alexander
at ECU	Nathaniel Dell	Atlas Bell	Aaron Willis	Anthony Gangi	Rafal Szymanski	Oliver Jack

UNI WATCH (DANA HOLGORSEN ERA – 2019-PRESENT)

» How the Cougars have fared by uniform combination since Head Coach **Dana Holgorsen** and Assistant Athletics Director for Equipment Operations **Adam Braun** arrived prior to the 2019 season ...

Uniform Combo	Record	Current Streak
Red jersey / white pants	6-2	W5 (Nov. 14, 2020-present)
Red jersey / red pants	4-7	L2 (Sept. 17, 2022-present)
White jersey / red pants	4-3	L1 (Nov. 5, 2022-present)
White jersey / white pants	9-4	W1 (Oct. 22, 2022-present)
White jersey / black pants	1-0	W1 (Nov. 19, 2022-present)
Black jersey / black pants	1-4	L1 (Sept. 30, 2022-present)
Black jersey / white pants	1-0	W1 (Oct. 29, 2022-present)

Helmet	Record	Current Streak
Red with white UH	13-12	L1 (Nov. 26, 2022-present)
Red with black UH	1-1	W1 (Oct. 30, 2021-present)
Red with script Houston	0-1	L1 (Nov. 5, 2022-present)
White with red UH	7-3	W5 (Oct. 23, 2021-present)
White with red UH (75 year)	1-0	W1 (Sept. 18, 2021-present)
White with script Houston	1-0	W1 (Sept. 3, 2022-present)
White with script Cougars	3-0	W3 (Dec. 28, 2021-present)
White with black UH	0-3	L3 (Sept. 13, 2019-present)

HOUSTON CAREER GAMES PLAYED/STARTED

Student-Athlete	GP/GS	'22	'21	'20	'19	'18
0-Derek Parish	51/26	4/3	14/14	8/5	12/4	13/0
1-Nathaniel Dell	34/32	12/12	14/13	8/7	--	--
2-Gervarrius Owens	45/40	11/11	14/13	8/5	12/11	--
3-Donavan Mutin	49/39	11/11	13/13	3/3	12/12	10/0
3-Clayton Tune	46/43	12/12	14/14	8/8	7/7	5/2
4-Ta'Zawn Henry	21/7	8/7	13/0	--	--	--
5-Hasaan Hypolite	32/24	10/7	14/12	8/5	--	--
6-Jayce Rogers	32/22	11/10	14/11	7/1	--	--
8-KeSean Carter	21/17	12/9	9/8	--	--	--
9-Nelson Ceaser	30/12	12/11	12/1	2/0	4/0	--
10-Chidozie Nwankwo	30/26	11/11	11/9	8/6	--	--
10-Matthew Golden	10/8	10/8	--	--	--	--
12-Lucas Coley	3/0	3/0	--	--	--	--
12-Demarcus Griffin-Taylor	16/0	12/0	4/0	--	--	--
13-Sedrick Williams	16/6	12/5	4/1	0/0	--	--
13-Samuel Brown	11/7	11/7	--	--	--	--
14-Mannie Nunnery	33/8	10/7	13/0	8/1	2/0	--
14-Ike Ogbogu	7/0	0/0	6/0	0/0	0/0	1/0
16-Noah Guzman	12/0	12/0	--	--	--	--
17-Atlas Bell	35/6	12/4	14/1	6/1	3/0	--
18-Joseph Manjack IV	4/2	4/2	--	--	--	--
19-Alex Hogan	20/8	6/5	14/3	--	--	--
20-Brandon Campbell	9/3	9/3	--	--	--	--
20-Antonio Brooks	20/1	7/1	13/0	--	--	--
21-Stacy Sneed	11/2	11/2	0/0	0/0	--	--
21-Abdul-Lateef Audu	8/1	8/1	--	--	--	--
22-Laine Wilkins	34/0	12/0	14/0	8/0	--	--
22-Alton McCaskill IV	14/12	0/0	14/12	--	--	--
23-Art Green	33/15	11/10	14/4	8/0	--	--
24-Malik Robinson	20/3	2/2	14/1	4/0	--	--
25-Jamal Morris	12/3	12/3	--	--	--	--
27-Mike Welch	9/0	5/0	3/0	1/0	--	--
28-Thabo Mwaniki	33/8	12/5	13/0	8/3	--	--
29-Treylin Payne	12/1	12/1	--	--	--	--
29-Kelan Walker	33/0	12/0	1/0	7/0	11/0	2/0
30-Trimarcus Cheeks	12/4	12/4	--	--	--	--
32-Jalen Emery	11/5	11/5	--	--	--	--
33-Garrison Vaughn	37/5	11/0	12/0	3/0	11/5	--
36-Jalen Garner	10/0	10/0	0/0	--	--	--
39-Dante Wynn	7/0	7/0	--	--	--	--
40-Aaron Willis	4/0	4/0	--	--	--	--
41-Bubba Baxa	33/0	11/0	14/0	8/0	--	--
43-Perry Olsen	4/0	4/0	--	--	--	--
44-D'Anthony Jones	29/6	12/6	13/0	4/0	--	--
45-Nadame Tucker	3/0	3/0	--	--	--	--
46-Davis Beal	4/0	1/0	3/0	0/0	--	--
50-Tyler Johnson	12/9	12/9	--	--	--	--
51-Kyle Ramsey	25/0	8/0	4/0	2/0	11/0	--
52-Ken Savannah	19/0	11/0	2/0	1/0	4/0	--
53-Derek Bowman	15/0	12/0	2/0	1/0	--	--
54-Lance Robinson	12/11	12/11	--	--	--	--
56-Jacob Garza	10/0	6/0	0/0	4/0	--	--
56-Latrell Bankston	22/9	12/4	10/5	--	--	--
57-Gavin Gately	31/0	12/0	14/0	5/0	--	--
58-Ugonna Nnanna	9/0	2/0	6/0	1/0	--	--
70-Trevonte Sylvester	11/0	11/0	0/0	0/0	--	--
72-Tank Jenkins	25/16	11/2	14/14	--	--	--
73-Cam'Ron Johnson	27/12	12/12	13/0	2/0	--	--
74-Reuben Unije	14/7	6/1	1/0	7/6	--	--
75-Jack Freeman	41/24	12/12	13/0	6/5	9/7	1/0
76-Patrick Paul	31/31	12/12	14/14	2/2	3/3	--
77-Chayse Todd	12/1	9/1	2/0	1/0	--	--
80-Ja'Kori Morgan	32/0	10/0	5/0	5/0	11/0	1/0
81-C.J. Nelson	12/0	12/0	--	--	--	--
82-Matt Byrnes	12/1	12/1	0/0	--	--	--
83-Peyton Sawyer	24/0	12/0	9/0	1/0	0/0	2/0
85-Christian Trahan	55/35	12/9	14/11	8/3	12/11	9/0
87-Bryan Henry	4/0	4/0	--	--	--	--
89-Logan Compton	10/0	10/0	--	--	--	--
91-Anthony Holmes Jr.	4/1	4/1	--	--	--	--
92-Hakeem Ajijolaiya	27/0	12/0	12/0	3/0	--	--
93-Jamaree Caldwell	8/0	8/0	--	--	--	--
95-Jamykal Neal	39/7	12/3	12/0	6/2	9/2	--
97-Amipeleasi Langji Jr.	1/0	1/0	--	--	--	--
99-Justin Beadles	5/0	4/0	1/0	--	--	--

Sept. 3, 2022 • Alamodome • San Antonio



	#24/25 HOUSTON	37
	UTSA	35

SAN ANTONIO – Dana Holgorsen would prefer Clayton Tune not run the ball out of concern for his health. The Houston coach knew he could not stop his senior quarterback from doing so, though. And neither could UTSA.

Tune leaped over a defender to score on a 13-yard run and the 24th-ranked Cougars escaped with 37-35 victory over UTSA in three overtimes on Sept. 3.

Per NCAA rules for a third overtime, Tune's winning run was a 2-point conversion. The Roadrunners were unable to match the score as their final pass floated out of bounds.

Tune was 22 of 32 for 206 yards and three touchdowns and rushed for 51 yards and a TD.

Houston rallied from a 14-point deficit in the second half at the Alamodome to snap UTSA's 10-game home winning streak.

Houston dominated the final quarter, maintaining possession for 10 minutes, 30 seconds in driving 77 yards on 18 plays. The drive ended with Bubba Baxa kicking a 35-yard field goal with 26 seconds remaining for a 24-21 lead.

Tune ran for three first-down conversions in the final drive of regulation, including two during which he scrambled out of the pocket after not finding an open receiver.

UTSA matched the feat in far less time, driving 55 yards in 23 seconds for a 37-yard field goal by Jared Sackett to force overtime.

Baxa and Sackett kicked matching field goals in the first overtime.

After Tune scored on a 1-yard run and threw for the 2-point conversion in the second overtime, Roadrunners quarterback Frank Harris matched the output by running in the conversion after tossing a touchdown pass to De'Corian Clark.

Score by Quarters	1	2	3	4	OT	Score	
Houston	0	7	0	17	13	37	Record: (1-0)
UTSA	0	14	7	3	11	35	Record: (0-1)

	UH	UTSA
FIRST DOWNS	20	25
RUSHES-YARDS (NET)	44-165	28-129
PASSING YDS (NET)	206	337
Passes Att-Comp-Int	32-22-0	45-28-1
TOTAL OFFENSE PLAYS-YARDS	76-371	73-466
Fumble Returns-Yards	1-32	0-0
Punt Returns-Yards	1-8	2-10
Kickoff Returns-Yards	1-22	0-0
Interception Returns-Yards	1-0	0-0
Punts (Number-Avg)	5-46.6	4-41.0
Fumbles-Lost	1-1	0-0
Penalties-Yards	11-75	6-63
Possession Time	35:27	24:33
Third-Down Conversions	13 of 20	5 of 12
Fourth-Down Conversions	0 of 0	0 of 2
Red-Zone Scores-Chances	6-6	3-3
Sacks By: Number-Yards	3-8	4-19

Sept. 10, 2022 • Jones AT&T Stadium • Lubbock, Texas



	#25/rv HOUSTON	30
	TEXAS TECH	33

LUBBOCK, Texas– Donovan Smith put Texas Tech at risk of losing with his arm.

The sophomore quarterback rescued the Red Raiders with his legs.

Smith ran 9 yards for a touchdown in the second overtime, lifting Texas Tech to a 33-30 victory over No. 25 Houston on Sept. 10.

A back-and-forth finish ended with the Red Raiders (2-0) beating a ranked nonconference opponent in the regular season for the first time since 1989, a span of 14 games.

It was the last meeting between the former Southwest Conference rivals before they become league foes again when the Cougars move from the American Athletic to the Big 12 next year.

After Houston's Bubba Baxa opened the second OT with a 20-yard field goal, Smith broke into the open field and ran untouched to the end zone, sending Texas Tech students and fans streaming onto the field.

Baxa kicked a go-ahead 35-yard field goal with 37 seconds remaining in regulation after Gervarius Owens returned Smith's third interception to the Texas Tech 21 in the final two minutes.

Smith answered with a 27-yard scramble on the next play, sparking a drive to a tying 47-yard field goal from Trey Wolff with three seconds to go. Wolff replaced Gino Garcia, who missed from 45 earlier in the fourth quarter.

The Cougars (1-1) erased a 17-3 halftime deficit, getting even early in the fourth quarter when Jayce Rogers stepped in front of a pass from Smith and returned it 54 yards for a TD. Still, Houston's 12-game regular-season winning streak ended.

Houston had 11 penalties for 121 yards, including two personal fouls on the same possession that twice let the Red Raiders keep the ball when the Cougars would have taken possession in the first half.

Houston also trailed by two touchdowns in the second half of another overtime game in last week's opener, rallying from 21-7 down entering the fourth quarter for a 37-35 double-overtime victory over UTSA.

Both teams scored touchdowns in the first overtime after backing themselves up. Smith converted on fourth-and-20 with a 21-yard completion to Jerand Bradley. The Red Raiders forced the second OT on Tahj Brooks' 4-yard scoring run.

Tune faced second-and-21 to open overtime before a 19-yard completion to Nathaniel Dell, who had seven catches for 120 yards and a 35-yard punt return. Three plays later, he threw a 15-yard TD pass to Matthew Golden.

Score by Quarters	1	2	3	4	OT	Score	
Houston	0	3	7	10	10	30	Record: (1-1)
Texas Tech	3	14	0	3	13	33	Record: (2-0)

	UH	TEXAS TECH
FIRST DOWNS	16	35
RUSHES-YARDS (NET)	29-88	44-117
PASSING YDS (NET)	266	351
Passes Att-Comp-Int	39-20-1	59-36-3
TOTAL OFFENSE PLAYS-YARDS	68-354	103-468
Fumble Returns-Yards	0-0	0-0
Punt Returns-Yards	1-35	2-3
Kickoff Returns-Yards	3-40	1-19
Interception Returns-Yards	3-115	1--9
Punts (Number-Avg)	5-50.4	4-44.5
Fumbles-Lost	1-1	2-0
Penalties-Yards	11-121	6-44
Possession Time	22:42	37:18
Third-Down Conversions	5 of 16	5 of 18
Fourth-Down Conversions	0 of 1	2 of 3
Red-Zone Scores-Chances	5-6	3-4
Sacks By: Number-Yards	6-37	2-15

Sept. 17, 2022 • TDECU Stadium • Houston



	KANSAS	48
	HOUSTON	30

HOUSTON – Jalon Daniels threw for 158 yards and three touchdowns and rushed for 123 yards and two scores as Kansas improved to 3-0 for the first time since 2009 with a 48-30 win over Houston on Sept. 17.

Daniels finished 14 of 23 and threw touchdown passes of 5, 60 and 8 yards. He had touchdown runs of 12 and 9 yards.

“I thought Jalon was excellent today,” Kansas coach Lance Leipold said. “He made some big plays, scrambling, keeping drives alive, saw some things, didn’t hesitate. Statistically, he probably didn’t get off to a great start, but I think again, a very solid day.”

He found 11 different receivers and threw touchdown passes to Torry Locklin, Jared Casey and Luke Grimm.

“We have a lot of people who are able to make plays with the ball in their hands in our offense,” Daniels said. “I feel like (offensive coordinator Andy Kotelnicki) realizes that, so I feel like he does a great job of being able to put guys in situations to be able to get the ball.”

Kansas finished with 438 yards, including 280 rushing yards. The Jayhawks won back-to-back road games for the first time since 2007.

After Houston opened up a 14-0 lead midway through the first quarter, Kansas answered with 28 straight points on a 12-yard touchdown run by Daniels, an 8-yard touchdown run by Daniel Hishaw Jr. and touchdown passes of 5 yards and 60 yards by Daniels to open up a 14-point lead with a minute left in the first half.

Clayton Tune was 22 of 31 for 260 yards, a touchdown and an interception. He also rushed for 63 yards and a touchdown. Houston (1-2) finished with 446 total yards.

Brandon Campbell had 48 rushing yards and a score, and Ta’Zhawn Henry finished with 56 rushing yards and a touchdown and five catches for 107 yards and a score for Houston. Nathaniel Dell caught six passes for 76 yards.

Score by Quarters	1	2	3	4	Score	
Kansas	14	14	14	6	48	Record: (3-0)
Houston	14	0	13	3	30	Record: (1-2)

	KANSAS	UH
FIRST DOWNS	24	26
RUSHES-YARDS (NET)	43-280	39-174
PASSING YDS (NET)	158	272
Passes Att-Comp-Int	23-14-0	31-22-1
TOTAL OFFENSE PLAYS-YARDS	66-438	70-446
Fumble Returns-Yards	0-0	0-0
Punt Returns-Yards	0-0	0-0
Kickoff Returns-Yards	0-0	4-79
Interception Returns-Yards	1-26	0-0
Punts (Number-Avg)	2-43.0	3-41.7
Fumbles-Lost	2-0	1-1
Penalties-Yards	2-25	10-73
Possession Time	31:27	28:33
Third-Down Conversions	7 of 12	7 of 13
Fourth-Down Conversions	1 of 1	0 of 1
Red-Zone Scores-Chances	7-7	3-3
Sacks By: Number-Yards	4-18	0-0

Sept. 24, 2022 • TDECU Stadium • Houston



	RICE	27
	HOUSTON	34

HOUSTON – Nelson Ceaser returned a fumble for an 11-yard score with 3:34 left in the fourth quarter and Thabo Mwaniki intercepted a tipped pass on the next possession as Houston beat Rice 34-27 on Sept. 24 to retain the Bayou Bucket for a record seventh consecutive time.

Houston pinned Rice at its 6-yard line with 24 seconds left. The Owls made two catches to get to their 40 before clocking it at eight seconds. TJ McMahon launched it, Bradley Rozner came down with the ball in traffic at the Houston 9 and the officials ruled there was one second left.

Rice had no timeouts remaining but Houston took one to set up its defense. McMahon was pressured into a rushed pass and it was batted down in the end zone.

Nathaniel Dell sparked the Houston (2-2) offense with seven catches for 134 yards, including a 40-yard touchdown. Clayton Tune was 19-of-26 passing for 249 yards with two touchdowns and one interception. Ta’Zhawn Henry added 17 carries for 112 yards and one touchdown.


McMahon passed for 334 yards with one touchdown and one interception for Rice (2-2). Rozner had 123 yards receiving and Luke McCaffrey caught seven passes for 121 yards, including a 52-yard TD.

Score by Quarters	1	2	3	4	Score	
Rice	0	14	10	3	27	Record: (2-2)
Houston	7	3	14	10	34	Record: (2-2)

	RICE	UH
FIRST DOWNS	22	19
RUSHES-YARDS (NET)	25-90	32-178
PASSING YDS (NET)	334	249
Passes Att-Comp-Int	25-40-1	19-26-1
TOTAL OFFENSE PLAYS-YARDS	65-424	58-427
Fumble Returns-Yards	0-0	1-11
Punt Returns-Yards	0-0	3-26
Kickoff Returns-Yards	3-34	3-71
Interception Returns-Yards	1-0	1-19
Punts (Number-Avg)	3-47.7	3-49.3
Fumbles-Lost	2-1	0-0
Penalties-Yards	3-30	10-110
Possession Time	29:55	30:05
Third-Down Conversions	4 of 11	6 of 12
Fourth-Down Conversions	1 of 1	0 of 1
Red-Zone Scores-Chances	3-4	4-4
Sacks By: Number-Yards	1-8	3-16

Sept. 30, 2022 • TDECU Stadium • Houston



	TULANE	27
	HOUSTON	24

HOUSTON – Houston Football’s fourth quarter rally came up short as Tulane drove the field late to force overtime, eventually taking down the Cougars 27-24 on Sept. 30 in the American Athletic Conference opener from TDECU Stadium.

An early defensive showdown turned into an offensive shootout late as Houston (2-3, 0-1 The American) scored 14 unanswered points in the fourth quarter before Tulane (4-1, 1-0 The American) drove 75 yards in 11 plays, tying the contest on a 3-yard touchdown reception and extra point.

Quarterback Clayton Tune passed for 208 yards on 22 of 33 passing alongside two touchdowns. Alongside his 56 rushing yards, Tune surpassed the 10,000-yard career total yards mark (10,023), becoming the fourth player in program history to accomplish the feat, joining Case Keenum (20,114 yards), Kevin Kolb (13,715 yards) and Greg Ward Jr. (11,080 yards).

Wide receiver Nathaniel Dell hauled in eight receptions for two touchdowns and 73 yards. Dell’s two receiving touchdowns were the 19th and 20th since the start of the 2020 season which ranks tied for fifth nationally in that span.

After forcing a Green Wave three-and-out on the following drive, the Cougars drove 80 yards down the field on 10 plays capped off by a Tune 14-yard touchdown pass to Dell in the right corner of the end zone to give Houston its first lead of the game at 21-14 with 3:04 remaining.


In overtime, Houston regained the lead with a 36-yard field goal by kicker Bubba Baxa, but a 10-yard touchdown pass from Horton to Tyjae Spears on the following drive sealed the win for Tulane.

Score by Quarters	1	2	3	4	OT	Score	
Tulane	0	7	7	7	6	27	Record: (4-1, 1-0)
Houston	0	7	0	14	3	24	Record: (2-3, 0-1)

	TULANE	UH
FIRST DOWNS	14	22
RUSHES-YARDS (NET)	28-84	48-175
PASSING YDS (NET)	189	208
Passes Att-Comp-Int	16-26-0	22-33-0
TOTAL OFFENSE PLAYS-YARDS	54-273	81-383
Fumble Returns-Yards	1-57	1-2
Punt Returns-Yards	2-21	0-0
Kickoff Returns-Yards	1-33	1-20
Interception Returns-Yards	0-0	0-0
Punts (Number-Avg)	4-48.2	4-39.8
Fumbles-Lost	2-1	1-1
Penalties-Yards	4-35	9-70
Possession Time	23:05	36:55
Third-Down Conversions	5 of 12	9 of 18
Fourth-Down Conversions	1 of 2	1 of 1
Red-Zone Scores-Chances	3-4	4-5
Sacks By: Number-Yards	2-13	2-18

Oct. 7, 2022 • Liberty Stadium • Memphis, Tenn.



	HOUSTON	33
	MEMPHIS	32

MEMPHIS, Tenn. – University of Houston senior quarterback Clayton Tune threw a pair of touchdown passes inside the final two minutes as Houston scored 26 fourth-quarter points to stun Memphis 33-32 on Oct. 7 inside Simmons Bank Liberty Stadium.

Tune tossed a 13-yard touchdown pass to senior wide receiver KeSean Carter that capped a 12-play, 75-yard drive to pull Houston to 32-26 with 1:17 to play. Houston took possession following the ensuing onside kick on senior tight end Christian Trahan’s recovery. Tune and Carter connected again six plays later for the game-winner on a 2-yard touchdown with 18 seconds to play.

It tied as the fifth biggest comeback in school history. It also was the second come-from-behind win over 19+ points in the fourth quarter against the Tigers in school history (The Cougars trailed 34-14 with 14:52 left in the fourth quarter on Nov. 14, 2015, before taking a 35-34 win).

Houston (3-3 • 1-1 American) has won two straight against Memphis (4-2 • 2-1 American) since ending a five-game losing streak to the Tigers in a 31-13 home win last season.

Tune finished 36-of-57 passing for 366 yards with three touchdowns. Redshirt freshman wide receiver Samuel Brown had nine receptions for 116 yards, and junior wide receiver Nathaniel Dell made 10 catches for 81 yards and a score. Carter finished with four receptions for 36 yards and a pair of scores.

Memphis looked to be headed toward an easy victory when Seth Henigan threw a lateral to Gabriel Rogers near the sideline. Rogers then avoided three defenders and ran back toward the logo and lofted a pass to Asa Martin in the end zone for a 41-yard touchdown that stretched the Memphis lead to 26-7 with 14:50 remaining.

Senior defensive back Jayce Rogers returned a kickoff 100 yards for a touchdown midway through the fourth quarter for Houston, but Chris Howard made his fourth field goal, a 39-yarder, to push the Tigers’ lead to 32-19 with 4:04 to play.

Score by Quarters	1	2	3	4	Score	
Houston	0	7	0	26	33	Record: (3-3, 1-1)
Memphis	14	3	3	12	32	Record: (4-2, 2-1)

	UH	MEMPHIS
FIRST DOWNS	25	25
RUSHES-YARDS (NET)	23-97	41-156
PASSING YDS (NET)	366	282
Passes Att-Comp-Int	36-58-1	22-34-0
TOTAL OFFENSE PLAYS-YARDS	81-463	75-438
Fumble Returns-Yards	0-0	0-0
Punt Returns-Yards	1-2	2-7
Kickoff Returns-Yards	3-146	1-33
Interception Returns-Yards	0-0	1-4
Punts (Number-Avg)	5-44.2	3-43.0
Fumbles-Lost	0-0	1-1
Penalties-Yards	7-75	3-35
Possession Time	26:22	33:38
Third-Down Conversions	6 of 16	8 of 15
Fourth-Down Conversions	3 of 4	0 of 0
Red-Zone Scores-Chances	4-6	5-5
Sacks By: Number-Yards	4-21	1-9

Sept. 22, 2022 • Navy-Marine Corps Memorial Stadium • Annapolis, Md.



	HOUSTON	38
	NAVY	20

ANNAPOLIS, Md. – University of Houston senior quarterback Clayton Tune led the Cougar offense with five touchdown passes, including two each to receivers Nathaniel Dell and Samuel Brown, to lift the Cougars a 38-20 win over American Athletic Conference rival Navy inside Navy-Marine Corps Memorial Stadium on Oct. 22.

After sitting out last weekend with their bye, the Cougars scored touchdowns on their first two and three of their first four possessions for a 21-7 lead and never looked back in the victory.

With the win, Houston won its second straight game and for the third time in the last four contests to improve to 4-3 overall and 2-1 in American play. Navy fell to 2-5 overall and 2-3 in American action.

Receiving the opening kickoff, Tune connected with Dell on a 6-yard touchdown strike less than three minutes into the game on the Cougars' opening possession.

After a Jayce Rogers interception and return stopped Navy's first possession and put the ball on the Navy 35, Tune led a 7-play drive that was capped by an 11-yard touchdown pass to Dell with 5:29 left in the opening period.

Brown hauled in 7- and 4-yard touchdown catches late in the second half, and senior kicker Kyle Ramsey drilled a 24-yard field goal midway through the third quarter to cap the Cougar scoring.

Redshirt freshman running back Stacy Sneed added a game-high 100 rushing yards on 20 carries to lead the ground attack.

Senior linebacker Donovan Mutin lead all student-athletes with 13 tackles, including five solos stops.

Score by Quarters	1	2	3	4	Score	
Houston	14	7	10	7	38	Record: (4-3, 2-1)
Navy	0	7	7	6	20	Record: (2-5, 2-3)

	UH	NAVY
FIRST DOWNS	23	16
RUSHES-YARDS (NET)	34-180	50-201
PASSING YDS (NET)	261	125
Passes Att-Comp-Int	21-30-0	6-13-2
TOTAL OFFENSE PLAYS-YARDS	64-441	63-326
Fumble Returns-Yards	0-0	1-5
Punt Returns-Yards	0-0	0-0
Kickoff Returns-Yards	0-0	4-79
Interception Returns-Yards	1-14	1-0
Punts (Number-Avg)	1-43.0	2-47.5
Fumbles-Lost	4-3	0-0
Penalties-Yards	4-25	4-33
Possession Time	28:12	31:48
Third-Down Conversions	7 of 12	7 of 14
Fourth-Down Conversions	2 of 2	1 of 3
Red-Zone Scores-Chances	7-7	3-3
Sacks By: Number-Yards	6-6	0-0

Oct. 29, 2022 • TDECU Stadium • Houston



	USF	27
	HOUSTON	42

HOUSTON – Clayton Tune passed for 380 yards and four touchdowns, Stacy Sneed rushed for two scores and Houston beat South Florida 42-27 on Oct. 29.

Tune went over 10,000 career yards after finding Peyton Sawyer in the corner of the end zone to take a 28-14 lead with 55 seconds left before halftime. Tune's fourth touchdown came on a 28-yard flea-flicker to KeSean Carter early in the fourth quarter.

Tune was 31-of-37 passing for Houston (5-3, 3-1 American Athletic Conference). Nathaniel Dell caught nine passes for 112 yards and two touchdowns, and Carter added 102 yards receiving and one touchdown.

Dell was left wide open for a 52-yard score early in the second quarter.

Brian Battie rushed for 106 yards, on 12 carries, and two touchdowns for South Florida (1-7, 0-4). Katravis Marsh passed for 275 yards and Xavier Weaver had 84 yards receiving.

Score by Quarters	1	2	3	4	Score	
USF	14	0	7	6	27	Record: (1-7, 0-4)
Houston	14	14	7	7	42	Record: (5-3, 3-1)

	USF	UH
FIRST DOWNS	25	23
RUSHES-YARDS (NET)	31-154	25-103
PASSING YDS (NET)	275	387
Passes Att-Comp-Int	24-34-0	33-39-0
TOTAL OFFENSE PLAYS-YARDS	65-429	64-490
Fumble Returns-Yards	1-0	2-1
Punt Returns-Yards	02-87	2-90
Kickoff Returns-Yards	2-15	2-35
Interception Returns-Yards	0-0	0-0
Punts (Number-Avg)	2-43.5	2-45.0
Fumbles-Lost	1-0	2-1
Penalties-Yards	1-15	10-95
Possession Time	29:53	30:07
Third-Down Conversions	4 of 11	7 of 11
Fourth-Down Conversions	1 of 4	0 of 1
Red-Zone Scores-Chances	4-4	4-4
Sacks By: Number-Yards	0-0	3-12

Nov. 5, 2022 • Ford Stadium • Dallas



	HOUSTON	63
	SMU	77

DALLAS – University of Houston senior quarterback Clayton Tune became the first player in school history to throw for 500+ yards and rush for 100+ in a game, but it would not be enough in a wild 77-63 loss to American Athletic Conference SMU in Gerald J. Ford Stadium on Saturday, Nov. 5.

Tune threw for a career-high 527 yards on 36-of-53 passing with seven touchdowns and added a team-high 111 rushing yards on 12 carries, including a 55-yard touchdown run for the Cougars' first points of the game.

Wide receiver Nathaniel Dell hauled in 13 catches for 180 yards with a pair of touchdowns, while KeSean Carter added eight receptions for 136 yards and a touchdown. Freshman Matthew Golden added five catches for 105 yards and a score.

That group became only the ninth trio in school history to each record 100+ receiving yards in a game and the first since Marquez Stevenson (141), Courtney Lark (106) and Keith Corbin (104) accomplished the feat at Navy on Oct. 20, 2018.

The two teams combined for more than 1,300 yards of total offense with Houston holding a 710-642 lead. The 140 combined points were the most in an FBS regulation game in the AP poll era (since 1936).

With the loss, Houston fell to 5-4 overall and 3-2 in American Athletic Conference play. SMU improved to 5-4 overall and 3-2 in league play.

Score by Quarters	1	2	3	4	Score	
Houston	14	21	14	14	63	Record: (5-4, 3-2)
SMU	21	35	7	14	77	Record: (5-4, 3-2)

	UH	SMU
FIRST DOWNS	34	31
RUSHES-YARDS (NET)	17-182	46-263
PASSING YDS (NET)	528	379
Passes Att-Comp-Int	37-54-3	28-37-0
TOTAL OFFENSE PLAYS-YARDS	71-710	83-642
Fumble Returns-Yards	0-0	0-0
Punt Returns-Yards	0-0	0-0
Kickoff Returns-Yards	8-161	5-118
Interception Returns-Yards	0-0	3-61
Punts (Number-Avg)	0-0	1-32.0
Fumbles-Lost	0-0	3-0
Penalties-Yards	5-45	2-16
Possession Time	28:28	31:32
Third-Down Conversions	1 of 5	10 of 14
Fourth-Down Conversions	3 of 4	3 of 3
Red-Zone Scores-Chances	4-5	9-9
Sacks By: Number-Yards	1-1	2-12

Nov. 11, 2022 • TDECU Stadium • Houston



	TEMPLE	36
	HOUSTON	43

HOUSTON – University of Houston senior quarterback Clayton Tune hit freshman wide receiver Matthew Golden 44 yards downfield with 42 seconds remaining to escape for a go-ahead touchdown, leading the Cougars to 43-36 win over Temple to earn bowl eligibility on Saturday, Nov. 12 at TDECU Stadium.

Houston (6-4 overall, 4-2 American) once again found itself in an offensive shootout as both teams combined for over 1,000 total yards of offense, but the Cougars emerged victorious behind Tune's 318 total yards and four touchdowns.

With the win, Houston moved to 12-2 in its last 14 American Athletic Conference matchups dating back to the start of the 2021 season, marking the Cougars' best 14-game stretch in league play since replicating the feat from Sept. 2, 2006 - Nov. 4, 2007.

Running back Stacy Sneed scored the first of his two touchdowns later that drive. Sneed would go on to exceed the 100-yard mark for the second time in the previous four games, also setting a new career high with 143 rushing yards. The 143 rushing yards were the most for a Cougar since Duke Catalan ran for 177 yards at SMU on Oct. 7, 2017.

Houston scored 14 unanswered points to start the second half to take a 28-19 lead. Following another Temple score, Tune found junior receiver Nathaniel Dell for a 10-yard score to extend Houston's lead 35-26.

Dell on the day had 12 receptions for 98 yards and a score. The 98 yards vaulted him over the 1,000-yard mark for the season, making him just the third player in Houston history to have multiple 1,000-yard receiving seasons (Patrick Edwards 2009-11; Tyron Carrier 2008-09).


With the win, Houston clinched its 15th bowl appearance in the last 18 seasons.

Score by Quarters	1	2	3	4	Score	
Temple	7	12	7	10	36	Record: (3-7, 1-5)
Houston	0	14	14	15	43	Record: (6-4, 4-2)

	TEMPLE	UH
FIRST DOWNS	33	25
RUSHES-YARDS (NET)	26-47	26-196
PASSING YDS (NET)	486	289
Passes Att-Comp-Int	42-59-0	29-40-1
TOTAL OFFENSE PLAYS-YARDS	85-533	66-485
Fumble Returns-Yards	0-0	0-0
Punt Returns-Yards	0-0	0-0
Kickoff Returns-Yards	3-46	5-94
Interception Returns-Yards	1-35	0-0
Punts (Number-Avg)	0-0	2-65
Fumbles-Lost	3-1	3-1
Penalties-Yards	2-20	6-55
Possession Time	31:44	28:16
Third-Down Conversions	9 of 16	7 of 13
Fourth-Down Conversions	4 of 6	3 of 3
Red-Zone Scores-Chances	6-6	4-4
Sacks By: Number-Yards	2-24	1-6

Nov. 19, 2022 • Dowdy-Ficklen Stadium • Greenville, N.C.



	HOUSTON	42
	EAST CAROLINA	3

GREENVILLE, N.C. — Clayton Tune completed 32 of 44 passes for 435 yards and four touchdowns — two to Matthew Golden — and Houston scored the first 28 points as the Cougars beat East Carolina 42-3 on Saturday, Nov. 19, at Dowdy-Ficklen Stadium.

Nathaniel Dell caught nine passes for 176 yards and his 12-yard touchdown reception opened the scoring less than 5 minutes into the game. Tune hit Christian Trahan for a 9-yard TD in the second quarter and Brandon Campbell's 5-yard touchdown run — which capped a nine-play, 92-yard drive — gave Houston (6-4, 4-2 American Athletic Conference) a 21-0 halftime lead.

Golden, who finished with eight receptions for 127 yards, caught two 26-yard touchdown throws from Tune in the third quarter. Later, a 14-play, 73-yard drive that took nearly 8 minutes off the clock culminated when Ta'Zhawn Henry scored on a 3-yard run that made it 42-3 with 6:11 to play.

Keaton Mitchell had 129 yards rushing on 14 carries for East Carolina (6-4, 3-3).

Score by Quarters	1	2	3	4	Score	
Houston	7	14	14	7	42	Record: (7-4, 5-2)
East Carolina	0	0	3	0	3	Record: (6-5, 3-4)

	UH	ECU
FIRST DOWNS	27	13
RUSHES-YARDS (NET)	24-80	22-118
PASSING YDS (NET)	435	197
Passes Att-Comp-Int	32-44-1	17-35-0
TOTAL OFFENSE PLAYS-YARDS	68-515	57-315
Fumble Returns-Yards	0-0	0-0
Punt Returns-Yards	1-2	0-0
Kickoff Returns-Yards	1-38	3-59
Interception Returns-Yards	0-0	1-2
Punts (Number-Avg)	3-50.7	6-42.2
Fumbles-Lost	0-0	2-0
Penalties-Yards	7-65	0-0
Possession Time	30:34	29:18
Third-Down Conversions	6 of 12	3 of 14
Fourth-Down Conversions	2 of 2	0 of 4
Red-Zone Scores-Chances	4-4	1-1
Sacks By: Number-Yards	2-11	0-0

Nov. 26, 2022 • TDECU Stadium • Houston



	TULSA	37
	HOUSTON	30

HOUSTON — University of Houston senior quarterback Clayton Tune threw for 386 yards and two touchdowns, and junior wide receiver Nathaniel Dell hauled in nine receptions for 161 yards and a touchdown and a punt return score of his own, but it would not be enough as Tulsa took a 37-30 win inside TDECU Stadium on Nov. 26.

Tulsa wide receiver JuanCarlos Santana hauled in a 25-yard touchdown pass from quarterback Braylon Braxton with 8:13 left in the final quarter to break a tie and give the Golden Hurricane the lead for good.

After Tulsa kicker's 38-yard field goal Zack Long gave the Golden Hurricane a 37-27 lead with 2:51 left, the Cougars moved to within 37-30 on Kyle Ramsey's 23-yard field goal with 52 seconds remaining.

However, the Golden Hurricanes fell on the ensuing onsidess kick and knelt twice to end the game.

With the loss, the Cougars ended the regular season with a 7-5 overall record and 5-3 mark in American Athletic Conference play. Tulsa finished its season with a 5-7 mark and 3-5 record in league play.

Saturday's game started well for the Cougars when Dell hauled in a 49-yard punt after Tulsa's initial possession and weaved his way through the Tulsa special teams for a 68-yard touchdown. Houston built a 14-3 lead after the first quarter before Tulsa rallied to tie the game at 17-17 by halftime.

In the second half, the Cougars managed only a pair of field goals from Ramsey.

Score by Quarters	1	2	3	4	Score	
Tulsa	3	17	7	10	37	Record: (5-7, 3-5)
Houston	14	10	3	3	30	Record: (7-5, 5-3)

	TULSA	UH
FIRST DOWNS	19	24
RUSHES-YARDS (NET)	32-115	23-120
PASSING YDS (NET)	316	386
Passes Att-Comp-Int	25-43-0	26-47-1
TOTAL OFFENSE PLAYS-YARDS	75-431	70-506
Fumble Returns-Yards	0-0	0-0
Punt Returns-Yards	3-12	2-68
Kickoff Returns-Yards	3-72	6-87
Interception Returns-Yards	1-0	0-0
Punts (Number-Avg)	5-43.8	4-39.0
Fumbles-Lost	1-0	2-0
Penalties-Yards	3-25	5-40
Possession Time	29:37	30:23
Third-Down Conversions	7 of 18	3 of 13
Fourth-Down Conversions	2 of 2	1 of 2
Red-Zone Scores-Chances	4-4	4-5
Sacks By: Number-Yards	2-20	3-25

INSIDE THE SERIES | VS. LOUISIANA



Houston quarterback **Kevin Kolb** passed for 367 yards but it would not be enough as Louisiana overcame an early 21-point deficit to defeat the Cougars, 31-28 on Oct. 7, 2006. With 24 completions, Kolb set a new Houston career record. Kolb's 964 completions rank second in Houston history and are 26 more than current quarterback **Clayton Tune** (938).

INSIDE THE NUMBERS VS. LOUISIANA

Record: 6-3

At Houston: 3-2

At Louisiana: 3-1

At Neutral Site: 0-0

Most points scored by Houston: 63 (1992)

Most points scored by Louisiana: 31 (2006)

Largest margin of victory by Houston: 56 (1992)

Largest margin of victory by Louisiana: 14 (1948)

SERIES HISTORY VS. LOUISIANA

HOUSTON LEADS 6-3

Date	Result	Score	Site	Attend.
9/21/46	L	7-13	Public School	11,000
10/2/48	L	7-21	A	N/A
10/8/49	W	28-7	A	N/A
10/3/92	W	63-7	Rice Stadium	17,123
10/5/96	W	31-24	A	18,247
9/18/99	W	45-0	Robertson	15,686
9/14/02	W	36-17	Robertson	19,569
9/13/03	W	21-14	A	11,127
10/7/06	L	28-31	Robertson	17,543

100+YARD RUSHING GAMES

Player	Date	Att.	Yards	TDs
Antowain Smith	10/5/96	26	162	3
Max Clark	10/8/49	12	131	0
Mike Green	9/18/99	8	129	1
Joffrey Reynolds	9/14/02	17	114	1

300+ YARD PASSING GAMES

Player	Date	C-A	Yards	TDs
Kevin Kolb	10/7/06	24-31	367	2
David Klingler	10/3/92	24-35	315	5

100+ YARD RECEIVING GAMES

Player	Date	Rec.	Yards	TDs
Brandon Middleton	9/13/03	4	120	1
Jeron Harvey	10/7/06	6	118	1

TOTALS

100-Yard Rushing Games (Players): 3 (3)
 300-Yard Passing Games (Players): 2 (2)
 100-Yard Receiving Games (Players): 3 (3)

DID YOU KNOW: UH VS. LOUISIANA



Houston defender Red Purdum intercepted a pass and raced 40 yards for a touchdown as part of UH's 28-7 win against then-SLI on Oct. 8, 1949, in Lafayette, La.

- Houston's first-ever game as a program came against then-Southwestern Louisiana Institute on Sept. 21, 1946. Houston dropped the contest, 13-7.
- Houston running back **Ketric Sanford** ran nine yards for a touchdown with 28 seconds left to give Houston a 31-24 victory against then-Southwest Louisiana on Oct. 5, 1996, in Lafayette.
- Houston's 38 defensive plays against Louisiana on Oct. 8, 1949, are the fewest in a game in program history.
- Houston running back **Antowain Smith** rushed for 162 yards and three touchdowns on 26 carries in Houston's 31-24 win against the Ragin' Cajuns on Oct. 5, 1996. Smith is one of 11 Cougars all-time with 150+ rushing yards, 25+ carries and 3+ rushing scores in a game.



collegepressbox is the official media website for Division I football. Access and download game notes, quotes, statistics, media guides, headshots, logos and more for all FBS schools, conferences, postseason games, awards and the College Football Playoff. For access, please register for an account at collegepressbox.com/register.

BY THE NUMBERS

CAREER

	COMP	ATT	PCT	YARDS	TD	INT	LNG
2018	59	117	50.4	795	8	2	48
2019	106	179	59.2	1533	11	9	96
2020	170	285	59.6	2048	15	10	54
2021	287	421	68.2	3546	30	10	55
2022	316	469	67.4	3845	37	10	63
TOTAL	938	1471	63.8	11767	101	41	96

PASSING GAME-BY-GAME

2018	COMP	ATT	PCT	YARDS	TD	INT	LNG
at Rice			DID NOT PLAY				
vs. Arizona			DID NOT PLAY				
at Texas Tech			DID NOT PLAY				
TEXAS SOU.	12	23	52.2	186	2	0	48
Tulsa			DID NOT PLAY				
at ECU	2	4	50.0	15	0	0	9
at Navy			DID NOT PLAY				
USF			DID NOT PLAY				
at SMU			DID NOT PLAY				
Temple			DID NOT PLAY				
Tulane	6	15	40.0	108	2	1	37
at Memphis	18	43	41.9	256	3	1	45
vs. Army	21	32	65.6	230	1	0	22
TOTAL	59	117	50.4	795	8	2	48

2019	COMP	ATT	PCT	YARDS	TD	INT	LNG
at Oklahoma			DID NOT PLAY				
PVAMU			DID NOT PLAY				
vs. Wash. St.			DID NOT PLAY				
at Tulane			DID NOT PLAY				
at North Texas	16	20	80.0	124	1	0	32
Cincinnati	9	27	33.3	184	2	3	69
SMU	18	33	54.5	407	2	1	96
at UCF	18	30	60.0	179	1	1	63
Memphis	14	22	63.6	157	1	0	53
at Tulsa	8	12	66.7	89	0	0	30
Navy	23	35	65.7	393	4	4	67
TOTAL	106	179	59.2	1533	11	9	96

2020	COMP	ATT	PCT	YARDS	TD	INT	LNG
Tulane	20	33	60.6	319	2	2	41
BYU	21	31	67.7	310	2	0	26
at Navy	24	34	70.6	316	3	0	51
UCF	21	41	51.2	263	1	2	32
at Cincinnati	20	34	58.8	189	0	1	54
USF	14	25	56.0	165	3	1	33
at Memphis	30	49	61.2	270	2	1	34
vs. Hawaii	20	38	52.6	216	2	3	39
TOTAL	170	285	59.6	2048	15	10	54

2021	COMP	ATT	PCT	YARDS	TD	INT	LNG
vs. Texas Tech	27	38	71.1	174	2	4	24
at Rice	22	30	73.3	236	2	0	35
Grambling	4	7	57.1	62	0	1	17
Navy	22	30	73.3	257	1	1	47
at Tulsa	17	24	70.8	241	2	1	47
at Tulane	23	36	63.8	288	3	0	36
ECU	19	29	65.5	169	2	0	24
SMU	27	37	72.9	412	4	0	55
at USF	21	26	80.7	385	3	0	55
at Temple	20	33	60.6	210	2	0	35
Memphis	20	34	58.8	264	1	2	31
at UConn	21	30	70.0	301	4	0	49
vs. Cincinnati	17	26	65.3	250	2	1	53
vs. Auburn	26	40	65.0	281	2	1	27
TOTAL	287	421	68.2	3546	30	10	55

2022	COMP	ATT	PCT	YARDS	TD	INT	LNG
at UTSA	22	32	68.8	206	3	0	37
at Texas Tech	20	39	51.2	266	1	1	63
Kansas	22	31	70.9	272	1	1	39
Rice	19	26	73.0	249	2	1	40
Tulane	22	33	66.6	208	2	0	41
at Memphis	36	57	63.1	366	3	1	37
at Navy	21	30	70.0	261	5	0	40
USF	31	37	83.8	380	4	0	52
at SMU	36	53	67.9	527	7	3	42
Temple	29	40	72.5	289	3	1	44
at ECU	32	44	72.7	435	4	1	47
Tulsa	26	47	55.3	386	2	1	53
TOTAL	316	469	67.4	3845	37	10	63



QB CLAYTON TUNE

ACCOLADES

- Three-time team captain (2020-22)
- 2023 Reese's Senior Bowl Watch List
- 2022 First-Team All-American Athletic Conference
- 2022 Manning Academic Nike Air-It-Out Winner
- 2022 Pro Football Network Third-Team Preseason All-America
- 2022 Dave Campbell's Texas Football: Best Quarterback
- 2022 Dave Campbell's Preseason First Team All-Texas College
- 2022 Davey O'Brien Award Watch List
- 2022 Maxwell Award Watch List
- 2022 Athlon Preseason All-American Conference First Team
- 2022 Phil Steele Preseason All-American Conference First Team
- 2022 Earl Campbell Tyler Rose Award Watch List
- 2021 Dave Campbell All-State Second Team
- 2021 Earl Campbell Tyler Rose Award Semifinalist
- 2021 Birmingham Bowl Most Valuable Player

NOTEABLES

- » Third 10,000-yard passer in UH history
- » Second UH player with 100 passing touchdowns (Case Keenum)
- » Led AAC QBs with 90.8 PFF grade during 2021
- » Threw 192 consecutive passes without an INT during 2021
- » Nearly 7,000 passing yards in three years at Hebron HS

2021 AT A GLANCE

- » Season career highs in games played (14), completions (287), passing yards (3,550), passing touchdowns (30) and completion percentage (68.3)
- » Second in AAC in completions, passing yards and TDs
- » Career day against No. 17 SMU thanks to 412 passing yards and four touchdowns to help secure a victory (Oct. 30)
- » Completed 80.8% of his passes with 385 passing yards against South Florida (Nov. 6).

2020 AT A GLANCE

- » Started all eight games at quarterback
- » 2,048 passing yards, 25th-most in UH single-season history
- » Threw for multiple touchdowns in six of eight games
- » Accounted for 15 passing touchdowns in eight games
- » Finished 20th nationally with 21.25 completions per game
- » Finished 25th nationally in passing yards per game (256.0)
- » First UH quarterback since Case Keenum (2011) to throw for 300 yards in four consecutive games
- » Sixth Cougar to start multiple bowl games
- » Against USF, became first UH quarterback since 2018 to record multiple passing and rushing touchdowns in a game
- » Rushed for 120 yards against USF, the most by a UH quarterback in the Dana Holgorsen era alongside three touchdown passes

2019 AT A GLANCE

- » Started final seven games at quarterback
- » Completed 106-of-179 passes (59.2%) for 1,533 yards
- » Tossed 11 touchdowns
- » Averaged 219.0 yards per game through the air
- » Two rushing touchdowns and 244 rushing yards
- » Made 2019 debut with start at quarterback in win at North Texas (Sept. 28)
- » Threw for 407 yards and two touchdowns, including a 96-yard strike with 18-of-33 passes vs. SMU (Oct. 24)

2018 AT A GLANCE

- » True freshman saw action in five games
- » Stepped into the starting role for an injured D'Eriq King in the season's final two games
- » Collegiate debut going 12-for-23 passing for 186 yards and two touchdowns in win against Texas Southern
- » Entering after King's injury, went 6-for-15 for 108 yards with two touchdowns and one interception in win over Tulane

HIGH SCHOOL

- » Three-star recruit (ESPN, Rivals and 247Sports) at Hebron
- » Closed out his high school career with 6,686 passing yards and 1,074 rushing yards with 66 passing touchdowns and 20 rushing touchdowns
- » No. 19 quarterback by ESPN and No. 102 player in the state of Texas by 247Sports



Tune's 28 games of 200 passing yards and 20-plus pass completions ranks second in American Athletic Conference history (2013-present).

OFFENSIVE NOTES

AMONG NATION'S BEST

» A closer look at where Tune ranks in several statistical categories for the 2022 season.

Statistic	National Rank	AAC Rank	Value
Passing Touchdowns	1st	1st	37
Points Responsible For	3rd	1st	258
Total Offense	3rd	1st	361.2
Passing Yards per Game	4th	1st	320.4
Completions per Game	6th	1st	26.33
Passing Yards	7th	1st	3,845
Completion %	16th	1st	.674
Passing Efficiency	16th	2nd	158.0

» Tune is one of seven returning quarterbacks from 2021 to finish in the Top 20 nationally in completion %, passing TDs and passing efficiency a season ago, joining **Hendon Hooker** (Tennessee), **Grayson McCall** (Coastal Carolina), **Tanner Mordecai** (SMU), **Aidan O'Connell** (Purdue), **C.J. Stroud** (Ohio State) and **Bryce Young** (Alabama).

20/20 VISION

» Since the 2020 season, Tune ranks second nationally with 28 games of 20-plus completions.

Rank	Player	School	Count
1.	Will Rogers	Mississippi State	31
2.	Clayton Tune	Houston	28
3.	Connor Bazelak	Missouri/Indiana	23
4.	Two-way tie		22

TUNE'S TOUCHDOWN BREAKDOWN

» In 46 career games played, Clayton Tune has thrown 101 touchdown passes, including a career-high 37 in 12 games this season. Below is a look at Tune's touchdown totals by quarter and distance.

Quarter	Distance
1st Quarter.....25	0-9 Yards.....31
2nd Quarter.....24	10-19 Yards.....26
3rd Quarter.....20	20-29 Yards.....19
4th Quarter.....32	30-39 Yards.....9
OT.....1	40-49 Yards.....9
	50+ Yards.....7

300-YARD PASSING GAMES

» Houston has had its share of riches over the years at quarterback. Tune is the fifth Houston quarterback to throw for 300-plus yards in 10-or-more games.

Player, Year	300-Yard Passing Games
Case Keenum, 2007-11	39
Kevin Kolb, 2003-06	17
David Klingler, 1989-91	16
Andre Ware, 1987-89	14
Clayton Tune, 2018-pres.	13
David Piland, 2010-13	9
Jason McKinley, 1997-00	9
Jimmy Klingler, 1991-93	9
Greg Ward, Jr., 2013-16	8

CAREER PASSING EFFICIENCY (MIN. 200 ATTEMPTS)

Rk.	Eff.	Player	C-A	Yds.	TD	INT	Years
1.	160.6	Case Keenum	1,546-2,229	19,217	155	46	2007-11
2.	155.4	D'Eriq King	369-597	4,925	50	10	2016-19
3.	148.0	Clayton Tune	938-1,471	11,767	101	41	2018-22
4.	145.2	Kevin Kolb	964-1,565	12,964	85	31	2003-06
5.	144.5	Greg Ward Jr.	747-1,106	8,705	89	26	2013-16
6.	144.2	Delrick Brown	84-208	1,921	22	9	1975-79
7.	143.4	André Ware	660-1,074	8,202	75	28	1987-89
9.	138.1	David Klingler	726-1,262	9,430	91	38	1988-91
10.	132.2	Dick Woodall	106-219	1,836	15	10	1965-67

NEED TO KNOW

MISCELLANEOUS STATS

300-YARD PASSING GAMES

'18	'19	'20	'21	'22	CAREER	STREAK
--	2	3	3	5	13	2

DATE	OPP	COMP	ATT	YDS	TD	INT
10/24/20	at Navy	24	34	316	3	0
10/16/20	BYU	21	31	310	2	0
10/8/20	Tulane	20	32	319	2	2
11/30/19	Navy	23	35	393	4	4
10/24/19	SMU	18	33	407	2	1
10/30/21	SMU	27	37	412	4	0
11/6/21	at USF	21	26	385	3	0
11/27/21	at UConn	21	30	301	4	0
10/7/22	at Memphis	36	57	366	3	1
10/29/22	USF	31	37	380	4	0
11/5/22	at SMU	36	53	527	7	3
11/19/22	at ECU	32	44	435	4	1
11/26/22	Tulsa	26	47	386	2	1

400-YARD PASSING GAMES

'18	'19	'20	'21	'22	CAREER	STREAK
--	1	--	1	2	4	--

GAMES WITH A TD PASS

'18	'19	'20	'21	'22	CAREER	STREAK
4	6	7	13	12	42	23

GAMES WITH MULTIPLE TD PASSES

'18	'19	'20	'21	'22	CAREER	STREAK
3	2	6	11	10	32	9

GAMES WITH THREE TD PASSES

'18	'19	'20	'21	'22	CAREER	STREAK
1	1	2	4	7	15	--

GAMES WITH PASSING & RUSHING TD

'18	'19	'20	'21	'22	CAREER	STREAK
1	1	4	2	5	13	--

GAMES WITH A RUSHING TD

'18	'19	'20	'21	'22	CAREER	STREAK
1	2	3	2	5	13	--

CLAYTON TUNE | RECORD BOOK

CMP

PASSING COMPLETIONS

1.	1,546	Case Keenum	2007-11
2.	964	Kevin Kolb	2003-06
3.	938	Clayton Tune	2018-pres.

QUARTERBACK VICTORIES

3.	26	Kevin Kolb	2003-06
4.	25	Gary Mullins	1969-71
5.	24	Clayton Tune	2018-pres.

WINS

RESP

TOUCHDOWNS RESPONSIBLE FOR

1.	178	Case Keenum	2007-11
2.	116	Clayton Tune	2018-pres.
3.	106	Kevin Kolb	2003-06

PASSING YARDS

1.	19,217	Case Keenum	2007-11
2.	12,964	Kevin Kolb	2003-06
3.	11,767	Clayton Tune	2018-pres.

YDS

TD

PASSING TOUCHDOWNS

1.	155	Case Keenum	2007-11
2.	101	Clayton Tune	2018-pres.
3.	85	Kevin Kolb	2003-06

QUARTERBACK STARTS

2.	50	Kevin Kolb	2003-06
3.	44	Jason McKinley	1997-00
4.	43	Clayton Tune	2018-pres.

START

BY THE NUMBERS

	Overall	AAC	Under Holgorsen	Streak
Record	7-5	5-3	26-20	L1
At Home	3-3	2-2	11-9	L1
On the Road	4-2	3-1	14-7	W1
Neutral	0-0	0-0	1-4	W1
September	2-3	0-1	7-7	L1
October	3-0	3-0	10-4	W7
November	2-2	2-2	8-6	L1
December	0-0	0-0	1-3	W1
vs. Unranked Opponents	7-5	5-3	25-11	L1
vs. Ranked Opponents	0-0	0-0	1-9	L1

Record in Games...

Decided by 7 points or less	4-3	2-2	8-8	L1
Decided by 3 points or less	2-2	1-1	3-3	W1
Day Games	5-2	4-0	10-9	W4
Night Games	2-3	1-3	16-11	L2

Record When Scoring...

Less than 21 points	0-0	0-0	1-3	W1
21+ points	7-5	5-3	24-17	L1
30+ points	7-4	5-2	20-8	L1
40+ points	3-1	3-1	13-2	W2
50+ points	0-1	0-1	2-1	L1

Record When Allowing...

Less than 14 points	1-0	1-0	7-0	W18
Less than 24 points	2-0	2-0	13-0	W14
24+ points	5-5	3-3	12-20	L1

Record When...

Scoring first	5-2	3-1	19-11	L1
Opponents score first	2-3	2-2	7-9	W1
Leading after 1Q	3-1	2-1	16-5	L1
Trailing after 1Q	2-2	2-1	6-10	W1
Leading at halftime	3-1	3-1	19-6	L1
Trailing at halftime	4-3	2-1	7-12	W1
Leading after the 3Q	4-0	4-0	19-2	W14
Trailing after the 3Q	2-4	1-2	4-16	L1
In overtime games	1-2	0-1	2-2	L2

Record With...

400+ yards of total offense	6-3	5-2	17-11	L1
500+ yards of total offense	1-2	1-2	3-4	L1
Less than 100 yards rushing	2-1	2-0	5-6	W2
100+ yards rushing	5-4	3-3	18-11	L1
200+ yards rushing	0-0	0-0	4-4	W3
250+ yards rushing	0-0	0-0	2-1	W2
Less than 200 yards passing	0-0	0-0	6-6	W1
200+ yards passing	7-5	5-3	20-14	L1
300+ yards passing	3-2	3-2	8-5	L1
400+ yards passing	1-1	1-1	2-2	W1
A 100-yard rusher	3-1	2-1	9-6	W1
A 200-yard rusher	0-0	0-0	0-0	W5

Record When Allowing...

200+ total yards	7-5	5-3	24-20	L1
300+ total yards	7-4	5-2	19-18	L1
400+ total yards	5-4	3-2	7-14	L1
Less than 100 rush yards	2-1	1-1	13-4	W1
100+ rush yards	5-4	4-2	13-16	L1
200+ rush yards	1-2	1-1	1-8	L1
Less than 200 pass yards	2-2	2-1	8-7	W2
200+ pass yards	5-3	3-2	18-13	L1
300+ pass yards	3-3	1-2	6-9	L1
400+ pass yards	1-0	1-0	1-2	W1
A 100-yard rusher	2-2	2-1	2-10	W1

Record When Having...

No turnovers	0-0	0-0	7-2	W5
No takeaways	2-3	2-2	5-5	L1
Won turnover battle	1-1	0-0	11-2	W1
Lost turnover battle	4-3	4-2	7-14	L1

OFFENSIVE OVERVIEW



Houston's 47.5 conversion percentage on third down ranks 12th nationally and tops in The American. The conversion rate is the highest for the Cougars since 2015 when Houston registered a 50.4% mark, ranking third nationally.

Houston's offense put together another strong season and hit its stride on Oct. 7 at Memphis. During its final seven games, the Cougars led the nation in yards per play (7.5) and touchdown passes (28) and ranked second in touchdowns (40), second in passing yards (2,652), third in points (291) and fourth in total offense (3,610).

QUARTERBACK

• First-Team All-American Athletic Conference quarterback **Clayton Tune** vaulted his way up Houston's career leaderboard but did not stop there. The senior signal caller set a new league record for career touchdown passes (101). He is second in Cougar career history in the category as well as second in touchdowns responsible for (116) and is third in passing yards (11,767). This season, Tune is tied for the national lead in touchdown passes (37) and is second in points responsible for per game (21.5) and fifth in passing yards (3,845).

• Redshirt freshman **Lucas Coley**, an Arkansas transfer, appeared in three games, completing all three passes attempted for a total of eight yards.

RUNNING BACK

• Houston turned to a bevy of backs, receiving 100-yard rushing performances from **Stacy Sneed**, who accomplished the feat twice, and **Ta'Zawn Henry**, who rushed for 112 yards and a score against Rice. Redshirt freshman **Brandon Campbell** appeared in nine games, rushing for 409 yards and four scores.

• Sneed registered two 100-yard rushing performances in the final six games including a 143-yard outburst against Temple on Nov. 12. The total was the most for a Houston player since 2017 (177, **Duke Catalon** vs. SMU).

• All three Houston backs rushed for 300+ yards while **Kelan Walker** proved key in several run-blocking situations, helping the Cougars rank seventh nationally in passing offense (321.1).



Redshirt freshman **Stacy Sneed** is averaging 6.9 yards per attempt which ranks 10th nationally among running backs.

OFFENSIVE OVERVIEW



Houston's entire offensive line is expected to return in 2023 including First-Team All-American Athletic Conference honorees **Patrick Paul** and **Cam'Ron Johnson**. The last time Houston boasted two First-Team All-Conference offensive linemen in the same season was 1996 (**Marcus Spriggs** - offensive tackle; **Ben Fricke** - center).

TIGHT END

- Senior captain tight end **Christian Trahan** put together another productive regular season to highlight success by the position. Trahan hauled in 23 receptions for 237 yards, averaging 10.3 yards per catch, alongside three receiving touchdowns. The Sulphur, La., native registered a receiving score in three of Houston's final four games including six catches for 48 yards in the Cougars' blowout win at East Carolina. Trahan was instrumental in Houston's 19-point fourth quarter comeback at Memphis on Oct. 7, posting a season-high 73 receiving yards on five catches.

- Redshirt freshman **Matt Byrnes** also factored in on both offense and special teams. The Chicago native hauled in his first career catch and first career touchdown in Houston's win at Navy on Oct. 22. On the season, he added a pair of 10-plus yard kickoff returns.

WIDE RECEIVER

- Houston junior wide receiver **Nathaniel Dell** was among the nation's elite during the regular season, spotlighting another largely new-look receivers' room during 2022. Dell finished as the national leader in receiving touchdowns (15) and receiving yards (1,354) for the regular season. The Daytona Beach, Fla., native caught a touchdown in 10 different games, the most for any player during 2022. His 15 touchdown receptions are tied for second in American Athletic Conference single-season history.

- Dell was among five different players, including four receivers, who has logged at least one 100-yard receiving game this season. Senior **KeSean Carter** accomplished the feat twice, coming in consecutive weeks, including a 136-yard receiving outburst at SMU. Freshman **Matthew Golden** burst onto the scene, setting a Houston true freshman record with seven receiving touchdowns while catching a touchdown in six of Houston's 12 games.

Samuel Brown added 116 receiving yards in Houston's comeback at Memphis on March 7.

- Houston's wideouts helped the Cougars finish seventh nationally in passing offense (321.1) while ranking eighth in completion percentage (67.4%).

OFFENSIVE LINE

- After running out the same starting lineup in each of its 14 games one season ago, Houston's new-look offensive line found its groove, led by First-Team All-American Athletic Conference honorees **Patrick Paul** and **Cam'Ron Johnson**.

- Johnson played 836 snaps for the Cougars, paving the way for three different 100-yard rushers courtesy of quarterback **Clayton Tune**, running back **Stacy Sneed** and running back **Ta'Zhawn Henry**. Paul is graded as the nation's third-best pass blocker (91.2) among tackles according to Pro Football Focus (PFF). The sophomore played 832 offensive snaps for the Cougars, helping Houston to 30+ points in 11 of 12 games.

- Junior **Jack Freeman** made the transition to center ahead of the season, putting together his best graded campaign according to PFF. Freeman checked in at third among American Athletic Conference centers with a 71.2 run block grade. Sophomore transfer **Tyler Johnson** started all 12 games at left guard and ranked tied for the American lead among guards with a 90.2 pass block grade across 603 snaps.

FUTURE OPPONENTS

2023	UTSA, at Rice, Sam Houston
2024	UNLV, at Boise State
2025	Colorado, Boise State
2026	Utah, at Colorado, at Georgia Southern
2027	at Utah, Georgia Southern
2028	at UNLV, Sam Houston

SINCE 2008

PASSING YARDS

Rank	Team	Total
1.	Texas Tech	65,405
2.	Oklahoma	59,454
3.	Houston	58,626

PASSING COMPLETIONS

Rank	Team	Total
1.	Texas Tech	5,633
2.	Washington State	5,366
3.	Houston	4,799

PASSING TOUCHDOWNS

Rank	Team	Total
1.	Oklahoma	512
2.	Texas Tech	508
3.	Ohio State	469
4.	Houston	465

POINTS

Rank	Team	Total
1.	Alabama	7,985
2.	Oklahoma	7,963
3.	Oregon	7,722
4.	Ohio State	7,570
5.	Oklahoma State	7,238
6.	Clemson	7,231
7.	Boise State	6,975
8.	Houston	6,966

TOTAL OFFENSE

Rank	Team	Total
1.	Oklahoma	99,307
2.	Alabama	94,902
3.	Oregon	93,633
4.	Clemson	91,209
5.	Texas Tech	91,025
6.	Baylor	90,896
7.	Oklahoma State	90,878
8.	Ohio State	90,140
9.	Houston	89,644

FIRST DOWNS

Rank	Team	Total
1.	Oklahoma	4,933
2.	Texas Tech	4,784
3.	Alabama	4,732
4.	Oregon	4,652
5.	Clemson	4,644
6.	Oklahoma State	4,596
7.	Baylor	4,593
8.	Houston	4,576

MISCELLANEOUS OFFENSIVE STATS

100+ RUSHING YARD GAMES

Clayton Tune (3)						
Date	Opponent	Att.	Yards	TD	W/L	
9/28/19	at North Texas	9	100	0	W	
11/14/20	USF	10	120	2	W	
11/5/22	at SMU	12	111	1	L	
Stacy Sneed (2)						
Date	Opponent	Att.	Yards	TD	W/L	
10/22/22	at Navy	20	100	0	W	
11/12/22	Temple	11	143	2	W	
Kelan Walker (1)						
Date	Opponent	Att.	Yards	TD	W/L	
9/22/18	Texas Southern	9	105	1	W	
Alton McCaskill IV (3)						
Date	Opponent	Att.	Yards	TD	W/L	
9/18/21	Grambling	16	114	2	W	
11/6/21	at USF	22	125	3	W	
11/13/21	at Temple	21	129	2	W	
Ta'Zawn Henry (2)						
Date	Opponent	Att.	Yards	TD	W/L	
11/6/21	at USF	10	130	1	W	
9/24/22	Rice	17	112	1	W	

GAMES WITH A RUSHING TD

Player	'18	'19	'20	'21	'22	Career
Clayton Tune	1	2	3	2	5	13
Alton McCaskill IV				9		9
Ta'Zawn Henry				6	3	9
Brandon Campbell					4	4
Stacy Sneed					3	3
Kelan Walker	1					1

GAMES WITH MULTIPLE RUSHING TDS

Player	'18	'19	'20	'21	'22	Career
Alton McCaskill IV				5		5
Stacy Sneed					2	2
Ta'Zawn Henry				1		1
Clayton Tune			1			1

100+ YARD RECEIVING GAMES

Nathaniel Dell (13)						
Date	Opponent	Rec.	Yards	TD	W/L	
12/24/20	vs. Hawaii	6	112	1	L	
9/18/21	Grambling	8	134	2	W	
10/31/21	SMU	9	165	3	W	
11/6/21	at USF	8	164	1	W	
11/19/21	Memphis	7	100	1	W	
12/4/21	at Cincinnati	9	152	1	L	
12/28/21	vs. Auburn	10	150	0	W	
9/10/22	at Texas Tech	7	120	0	L	
9/24/22	Rice	7	143	1	W	
10/29/22	USF	9	112	2	W	
11/5/22	at SMU	13	180	2	L	
11/19/22	at ECU	9	176	1	W	
11/26/22	Tulsa	9	161	1	L	
Samuel Brown (1)						
Date	Opponent	Rec.	Yards	TD	W/L	
10/7/22	at Memphis	9	116	0	W	
KeSean Carter (3)						
Date	Opponent	Rec.	Yards	TD	W/L	
11/6/21	at USF	6	123	0	W	
10/29/22	USF	7	102	1	W	
11/5/22	at SMU	8	136	1	L	
Ta'Zawn Henry (1)						
Date	Opponent	Rec.	Yards	TD	W/L	
9/17/22	Kansas	5	107	1	L	
Matthew Golden (2)						
Date	Opponent	Rec.	Yards	TD	W/L	
11/5/22	at SMU	5	105	1	L	
11/19/22	at ECU	8	127	2	W	

GAMES WITH A RECEIVING TD

Player	'18	'19	'20	'21	'22	Career
Nathaniel Dell			3	8	10	21
Christian Trahan		1	1	2	3	7
Matthew Golden					6	6
KeSean Carter				1	3	4
Alton McCaskill				2		2
Samuel Brown					2	2
Joseph Manjack IV				1	1	2
Ta'Zawn Henry				1	1	2
Matt Byrnes				1	1	2
Peyton Sawyer				1	1	2

CONSECUTIVE GAMES WITH A CATCH

Player	Current Streak	Long
Nathaniel Dell	34	34
Christian Trahan	8	16
KeSean Carter	2	18
Ta'Zawn Henry	2	8
Alton McCaskill IV	1	3
Kelan Walker	--	1
Peyton Sawyer	3	3
Joseph Manjack IV	2	2
Matthew Golden	9	9
Stacy Sneed	8	8
Brandon Campbell	1	5
Samuel Brown	7	7
Matt Byrnes	--	1
C.J. Nelson	--	1



"The most exciting player in college football."
 – Kirk Herbstreit, *The Herbie Awards*, Aug. 25, 2022

WR NATHANIEL "TANK" DELL

2,683

Receiving yards since start of 2021 season – ranks first nationally

Multi-touchdown receiving games since the 2021 season – leads the nation

8

100-yard receiving games since 2020 – ranks third nationally

13

88.3

Pro Football Focus (PFF) grade – best in American during 2021

ACCOLADES

- 2022 Houston Football Team Captain
- 2022 Pro Football Focus (PFF) Second-Team All-America
- 2022 First-Team All-American Athletic Conference
- 2022 Biletnikoff Award Semifinalist
- 2022 Athlon Sports' Preseason Third-Team All-America
- 2022 Pro Football Network Third-Team Preseason All-America
- 2022 Athlon Sports' Preseason All-American Athletic Conference First Team
- 2022 Phil Steele Preseason Fourth-Team All-America
- 2022 Phil Steele Preseason All-American Athletic Conference First Team
- 2022 Maxwell Award Watch List
- 2022 Dave Campbell's Texas Football: Best Wide Receiver
- 2022 Dave Campbell's Texas Football Preseason First Team All-Texas College
- 2021 All-American Athletic Conference First Team
- 2021 Dave Campbell All-State First Team

NOTEABLES

- » Leads the nation with 30 touchdown receptions since 2020
- » National leader in receiving touchdowns (15) and second in receiving yards (1,354) in 2022
- » His nine games with 125-plus receiving yards since the start of the 2021 season leads the nation and is double the second closest Texas FBS receiver.
- » Became the seventh player in the nation this season with a punt return touchdown and a receiving touchdown in the same game, coming last time out against Tulsa
- » Has caught at least one touchdown in 10 games this season, the most of any player nationally
- » Tied for second in American single-season history with 15 touchdown receptions

DEFENSIVE OVERVIEW



Houston's defense has been hit hard by injuries. Defensive back **Alex Hogan's** (left knee) 10 passes defended were the most through the UH's first six games of a season since **William Jackson III** had 12 in 2015. Defensive end **Derek Parish** (torn bicep) is the only Houston player since 2000 to record at least 8.5 tackles for loss and 5.0 sacks through the school's first four games. Hogan only played six games while Parish played in four contests this season.

Houston's defense felt the losses of three 2022 NFL Draft selections and four players from its 2021 season being featured on NFL rosters. Despite an abundance of injuries, the Cougars were once again led up front, ranking ninth nationally in tackles for loss per game (7.4). Four defenders earned All-American Athletic Conference honors.

DEFENSIVE LINE

- Despite the early-season loss of defensive end **Derek Parish**, Houston's defensive line was a source of strength, averaging 2.5 sacks per game along with 7.4 tackles per contest.

- First-Team All-Conference selection **D'Anthony Jones** finished the regular season tied for the national lead in forced fumbles (4). His eight forced fumbles since the start of the 2021 season are also tied atop the country. The senior's 14.0 sacks over the last two seasons pace *The American*.

- Jones is graded as the nation's fourth-best edge defender (90.8) by PFF. He is also third in pass rush (92.1) at the position. Teammate **Atlas Bell** was equally as impressive, finishing as the sixth-highest graded edge defender (90.5) nationally while notching 6.0 tackles for loss and 37 tackles. Fellow lineman **Nelson Ceaser** earned the league's third-best mark among edge defenders, trailing only Jones and Bell, finishing second on the team with 10.0 tackles for loss.

- Houston's interior defenders did not disappoint. **Latrell Bankston** finished 14th nationally with an 85.1 pass rush grade, which ranked second in the league. Defender **Chidozie Nwankwo** was sixth among *The American's* interior defenders with a 71.7 grade for run defense while teammate **Jamaree Caldwell** was recognized as the league's sixth-best overall interior defender by PFF.



Houston leads the nation with three edge defenders graded in Pro Football Focus's (PFF) Top 50 defensively. **D'Anthony Jones** checks in at No. 4 followed by **Atlas Bell** (No. 6) and **Nelson Ceaser** (No. 38).

SINCE 2013

INTERCEPTION RETURN YARDS

Rank	Team	Total
1.	Alabama	2,545
2.	Mississippi State	2,172
3.	Louisiana Tech	2,159
4.	Houston	2,130

TURNOVERS FORCED

Rank	Team	Total
1.	Louisiana Tech	243
2.	Clemson	239
3.	Ohio State	233
4.	UCF	231
5.	Iowa	226
6.	Alabama	225
	Memphis	225
8.	San Diego State	224
9.	Houston	223

INTERCEPTIONS

Rank	Team	Total
1.	Iowa	156
2.	San Diego State	150
3.	Clemson	147
4.	Louisiana Tech	143
5.	Ohio State	142
	Oregon	142
7.	Alabama	140
8.	Appalachian State	138
9.	Western Kentucky	135
	Wisconsin	135
11.	Houston	133

SINCE 2008

KICKOFF RETURN TOUCHDOWNS

Rank	Team	Total
1.	Kansas State	26
2.	San Diego State	19
3.	Houston	18

ACTIVE CAREER LEADERS

TACKLES

Rank	Player, Class	Tackles
1.	Donavan Mutin, Sr.	246
2.	Gervarrius Owens, Sr.	204
3.	Derek Parish, Sr.	158

TACKLES FOR LOSS

Rank	Player, Class	TFL
1.	Derek Parish, Sr.	33.5
2.	D'Anthony Jones, Sr.	22.5
3.	Donavan Mutin, Sr.	18.0
4.	Nelson Ceaser, So.	15.0
5.	Atlas Bell, Sr.	14.5

SACKS

Rank	Player, Class	Sacks
1.	Derek Parish, Sr.	17.0
2.	D'Anthony Jones, Sr.	14.0
3.	Nelson Ceaser, So.	8.5
4.	Atlas Bell, Sr.	8.0
5.	Latrell Bankston, Sr.	6.0

INTERCEPTIONS

Rank	Player, Class	INT
1.	Gervarrius Owens, Sr.	4
2.	Art Green, Sr.	3
3.	Alex Hogan, Jr.	2
	Hasaan Hypolite, Jr.	2
	Jayce Rogers, Sr.	2
	Thabo Mwaniki, Sr.	2

DEFENSIVE OVERVIEW

LINEBACKER

- Senior captain **Donavan Mutin**, dubbed the “Peyton Manning of the Defense,” paced Houston in tackles (79) while adding four breakups and a forced fumble on the season. The Spring, Texas, native produced 10-plus tackles on four occasions including a season-best 13 at Navy on Oct. 22.
- Houston’s “Next Man Up” mentality at the position was put to the test with the loss of **Malik Robinson** to injury. The senior registered 15 tackles through the first two games of the season before being sidelined.
- Teammate **Mannie Nunnery** finished tied for fifth on the team with 38 tackles despite missing two games. The sophomore, who was the national special team’s player of the year a season ago, produced 10 tackles in Houston’s seven-point Bayou Bucket victory against Rice.
- Sophomore linebacker and Oklahoma transfer **Jamal Morris** made an immediate impact, appearing in all 12 games while contributing 34 tackles including 18 solo stops. Fellow transfer **Trimarcus Cheeks**, who joined Houston from Samford, also added 34 tackles and 18 solo stops, alongside 4.0 tackles for loss.

DEFENSIVE BACK

- Like the linebacking corp., Houston’s defensive backs were tested due to injury during the 2022 season. The Cougars have been without **Alex Hogan** (6 games) while fellow defensive back **Antonio Brooks** missed five games before returning in a limited capacity late.
- The Cougars were led at cornerback by Second-Team All-American Athletic Conference honoree **Art Green**. The senior finished fourth on the team with 40 tackles while providing seven pass breakups and two interceptions. **Jalen Emery** appeared in 11 games during his first season with the program and finished fourth on the squad with six pass breakups. Teammate **Jayce Rogers**, who earned all-conference honors on special teams, posted 26 solo stops (38 total tackles) and turned in a pair of interceptions.
- Senior **Gervarius Owens** was also recognized as a Second-Team All-Conference honoree. Owens finished tied for third in The American in passes defended (9), sixth in the league in forced fumbles (2) and 18th in tackles (70). The senior logged 5+ tackles in nine of his 11 games played including nine alongside three breakups against Temple on Nov. 12. Owens was graded as The American’s top safety (85.7) and top cover safety (88.8).
- Teammate **Thabo Mwaniki** finished third on the squad in tackles (48) while adding an interception and forced fumble. Team captain **Hasaan Hypolite** appeared in 10 games for the Cougars, adding 32 stops.



On Nov. 19, Houston held ECU to its fewest points in a conference home game (3 points; 42-3 win) since Sept. 21, 1968, against William & Mary (0 points; 14-0 loss).

SPECIAL TEAMS OVERVIEW



Houston’s special teams were critical to Houston’s 19-point fourth quarter comeback at Memphis on Oct. 7. In the final period, the Cougars recovered an onside kick and received a 100-yard kickoff return touchdown from **Jayce Rogers**.

Houston’s special teams turned in a strong season despite the losses of a pair of all-time program greats in placekicker **Dalton Witherspoon** and kick/punt return extraordinaire **Marcus Jones** following the 2021 season.

PLACEKICKER

- Houston’s heated competition at kicker continued into the regular season with sophomore **Kyle Ramsey** and senior **Bubba Baxa** splitting kickoff, field goal and extra-point duties. Ramsey helped the Cougars convert a pair of onside kicks and converted all 36 extra-point opportunities. After kicking one field goal through the first 11 games – a 24-yard make at Navy on Oct. 22 – Ramsey converted 3 of 4 field goals in the finale against Tulsa including making a 42-yard field goal. Baxa made 9 of 14 field goals and attempted 64 kickoffs while converted 17 of 18 extra-points. Baxa drilled a 35-yard field goal with 26 seconds remaining at UTSA to give Houston a 3-point lead as part of an eventual 37-35 victory.

PUNTER

- **Laine Wilkins** followed up a sensational 2021 campaign with a strong sophomore season. The 28-year-old Australian helped the Cougars rank 21st nationally in punt return defense (3.92) while booting the ball 37 times for 1,649 yards resulting in a career-best 44.6 average entering the bowl game. Wilkins downed nine punts inside the 20-yard line and logged nine punts of 50-plus yards.

PUNT/KICK RETURNER

- Despite the loss of return specialist **Marcus Jones** to the NFL, the Cougars remained steady on kick and punt return. The Cougars are the only program nationally to have returned a punt and kickoff for a touchdown in four straight seasons (2019-present).
- Honorable Mention All-Conference honoree **Jayce Rogers** took a punt back 100 yards for a touchdown to help spark Houston’s 19-point comeback at Memphis on Oct. 7. The return was his first on the season while the touchdown return was just the second for an American Athletic Conference player on the season at that time. Rogers finished third in The American in kickoff return yardage (396).
- After having two punt return touchdowns called back due to penalty on the season, Houston junior wide receiver **Nathaniel Dell** made one count in the regular season finale against Tulsa. Dell returned a 68-yard punt for a touchdown. Alongside a receiving score in the game, Dell became the seventh player nationally on the season with both a punt return touchdown and receiving touchdown in a single game.

- The Cougars also turned to wide receiver **Peyton Sawyer** for return duty. The junior finished eighth in the conference with 293 return yards highlighted by a 35-yard kickoff return against Temple on Nov. 12.

HOUSTON HONORS

BUBBA BAXA, SR., K

» American Athletic Conference Special Teams Player of Week (Sept. 5)

NELSON CEASER, SO., DL

» Athlon Sports' Preseason All-American Athletic Conference Third Team

NATHANIEL DELL, JR., WR

» Houston Football Team Captain
 » Pro Football Focus (PFF) Second-Team All-America
 » Walter Camp Football Foundation Second-Team All-America
 » Sporting News Second-Team All-America
 » AFCA Second-Team All-America
 » Associated Press Third-Team All-America
 » Pro Football Focus (PFF) All-American Athletic Conference
 » First-Team All-American Athletic Conference
 » Dave Campbell's Texas Football First-Team All-Texas
 » Biletnikoff Award Semifinalist
 » Earl Campbell Tyler Rose Award Semifinalist
 » Dave Campbell's Texas Football: Best Wide Receiver
 » Pro Football Focus (PFF) College Team of the Week (Sept. 26)
 » American Athletic Conference Weekly Honor Roll (Sept. 26)

ART GREEN, SR., DB

» Second-Team All-American Athletic Conference

HASAAAN HYPOLITE, JR., DB

» Houston Football Team Captain

CAM'RON JOHNSON, SO., OL

» First-Team All-American Athletic Conference
 » Dave Campbell's Texas Football Second-Team All-Texas

D'ANTHONY JONES, SR., DL

» First-Team All-American Athletic Conference
 » Dave Campbell's Texas Football First-Team All-Texas
 » Pro Football Focus (PFF) All-American Athletic Conference
 » Pro Football Focus (PFF) College Team of the Week (Sept. 26)

DONAVAN MUTIN, SR., LB

» Houston Football Team Captain
 » Allstate AFCA Good Works Team

GERVARRIUS OWENS, SR., DB

» Houston Football Team Captain
 » Second-Team All-American Athletic Conference
 » Pro Football Focus (PFF) All-American Athletic Conference

PATRICK PAUL, SO., OL

» Houston Football Team Captain
 » First-Team All-American Athletic Conference
 » Dave Campbell's Texas Football First-Team All-Texas
 » Pro Football Focus (PFF) All-American Athletic Conference

DEREK PARISH, SR., DL/FB

» Houston Football Team Captain
 » Bronko Nagurski National Defensive Player of the Week (Sept. 13)
 » East-West Shrine Bowl Breakout Defensive Player of Week (Sept. 13)
 » American Athletic Conference Defensive Player of the Week (Sept. 12)
 » Pro Football Focus (PFF) College Team of the Week (Sept. 12)

JAYCE ROGERS, SR., DB

» Honorable Mention All-American Athletic Conference
 » Dave Campbell's Texas Football Second-Team All-Texas
 » American Athletic Conference Special Teams Player of Week (Oct. 10)
 » Pro Football Focus (PFF) College Team of the Week (Sept. 12)

CHRISTIAN TRAHAN, SR., TE

» Houston Football Team Captain

CLAYTON TUNE, SR., QB

» Houston Football Team Captain
 » First-Team All-American Athletic Conference
 » Dave Campbell's Texas Football Second-Team All-Texas
 » Pro Football Focus (PFF) All-American Athletic Conference
 » Earl Campbell Tyler Rose Award Semifinalist
 » Manning Academic Nike Air-It-Out Winner
 » Davey O'Brien Great 8 list (Oct. 11)
 » East-West Shrine Bowl Monday Morning Quarterback (Oct. 31)
 » East-West Shrine Bowl Monday Morning Quarterback (Oct. 10)
 » Manning Award Star of the Week (Oct. 10)
 » American Athletic Conference Offensive Player of Week (Oct. 31)
 » American Athletic Conference Offensive Player of Week (Oct. 24)
 » American Athletic Conference Offensive Player of Week (Oct. 10)
 » American Athletic Conference Offensive Player of Week (Sept. 5)

#NFLCOOGS

Name	Pos.	NFL Team
Matthew Adams	LB	Chicago Bears
Kyle Allen	QB	Houston Texans
David Anenih^	OLB	Pittsburgh Steelers
Tyus Bowser	LB	Baltimore Ravens
Emeke Egbule^	LB	Pittsburgh Steelers
Logan Hall	DL	Tampa Bay Buccaneers
William Jackson III	CB	Pittsburgh Steelers
Josh Jones	OL	Arizona Cardinals
Marcus Jones	DB	New England Patriots
Case Keenum	QB	Buffalo Bills
Ed Oliver	DL	Buffalo Bills
Elandon Roberts	LB	Miami Dolphins
Kody Russey	OL	New England Patriots
Marquez Stevenson	WR	Buffalo Bills
Grant Stuard	LB	Indianapolis Colts
Payton Turner	DE	New Orleans Saints
Damarion Williams	CB	Baltimore Ravens
Brandon Wilson#	S	Cincinnati Bengals

- Reserve/Physically Unable to Perform & - Reserve/Suspended by Commissioner | @ - Reserve/Non-Football Injury | ^ - Practice Squad % - Voluntary Opt-Out



Houston junior **Nathaniel Dell** became the first Cougar wide receiver to earn All-America status since **Patrick Edwards** in 2011. He also joined **Marquez Stevenson** (2018-19), Edwards (2010-11), **Manny Hazard** (1989-90) and **Jason Phillips** (1987-88) as the only Houston wideouts to earn First-Team All-Conference recognition in consecutive seasons, doing so in both 2021 and 2022.

NUMERICAL ROSTER			ALPHABETICAL ROSTER						
NO	NAME	POS	No. Player	Pos.	Ht.	Wt.	Yr.	Hometown / Previous School	
0	Derek Parish	DL/FB	92	Ajijolaiya, Hakeem	DL	6-2	315	So.	Katy, Texas / Tompkins HS
1	Nathaniel Dell	WR	26	Alexander, Moses	DB	6-3	195	So.	Galveston, Texas / Kilgore College
2	Gervarrius Owens	DB	21	Audu, Abdul-Lateef	DB	6-1	185	Jr.	Van Nuys, Calif. / College of the Canyons
3	Donavan Mutin	LB	96	Autenreith, Ivan	DL	6-2	235	Fr.	Spring, Texas / Spring HS
3	Clayton Tune	QB	56	Bankston, Latrell	DL	6-0	260	Sr.	Woodstock, Ga. / Iowa State
4	Ta'Zawn Henry	RB	41	Baxa, Bubba	K	6-0	220	Sr.	Pasadena, Texas / Miami (Fla.)
5	Hasaan Hypolite	DB	99	Beadles, Justin	DL	6-5	250	R-Fr.	Tyrone, Ga. / Virginia Tech
6	Jayce Rogers	DB	46	Beal, Davis	LS	6-0	205	So.	Austin, Texas / Vandegrift HS
8	Kesean Carter	WR	17	Bell, Atlas	DL	6-1	275	Sr.	New Orleans, La. / Iowa Western CC
9	Nelson Ceaser	DL	53	Bowman, Derek	OL	6-5	305	R-Fr.	Magnolia, Texas / Magnolia HS
10	Matthew Golden	WR	20	Brooks, Antonio	DB	5-11	195	Jr.	Missouri City, Texas / Kilgore College
10	Chidozie Nwankwo	DL	13	Brown, Samuel	WR	6-2	195	R-Fr.	Savannah, Ga / West Virginia
12	Lucas Coley	QB	82	Byrnes, Matt	TE	6-6	245	R-Fr.	Chicago, Ill. / Iowa Western CC
12	Demarcus Griffin-Taylor	DB	93	Caldwell, Jamaree	DL	6-1	320	Jr.	Newberry, S.C. / Independence CC
13	Samuel Brown	WR	20	Campbell, Brandon	RB	5-10	210	R-Fr.	Houston, Texas / USC
13	Sedrick Williams	DL	8	Carter, KeSean	WR	5-11	180	Sr.	Willis, Texas / Texas Tech
14	Mannie Nunnery	LB	9	Ceaser, Nelson	DL	6-3	245	So.	Missouri City, Texas / Ridge Point HS
14	Ike Ogbogu	QB	30	Cheeks, Trimarcus	LB	6-2	230	Jr.	Hampton, Ga / Samford
16	Noah Guzman	DB	12	Coley, Lucas	QB	6-1	220	R-Fr.	Converse, Texas / Arkansas
17	Atlas Bell	DL	89	Compton, Logan	TE	6-4	245	So.	Tomball, Texas / New Mexico Military
18	Joseph Manjack IV	WR	1	Dell, Nathaniel	WR	5-10	165	Jr.	Daytona Beach, Fla. / Independence CC
19	Alex Hogan	DB	32	Emery, Jalen	DB	5-9	175	R-Fr.	Pearland, Texas / Shadow Creek HS
20	Antonio Brooks	DB	75	Freeman, Jack	OL	6-3	300	Jr.	Midlothian, Texas / Heritage HS
20	Brandon Campbell	RB	35	Friend, Dorian	DB	5-9	175	Fr.	Spring, Texas / Spring HS
21	Abdul-Lateef Audu	DB	25	Gangi, Anthony	WR	5-10	185	R-Fr.	Long Island, N.Y. / American Heritage HS (Fla.)
21	Stacy Sneed	RB	36	Garner, Jalen	LB	6-1	225	R-Fr.	Norcross, Ga. / Norcross HS
22	Alton McCaskill IV	RB	56	Garza, Jacob	LS	6-3	225	R-Fr.	Corpus Christi, Texas / Veterans Memorial HS
22	Laine Wilkins	P	57	Gately, Gavin	LS	6-5	250	Jr.	Milwaukie, Ore. / College of the Siskiyous
23	Roman Mula	QB	10	Golden, Matthew	WR	6-0	190	Fr.	Houston, Texas / Klein Cain HS
23	Art Green	DB	23	Green, Art	DB	6-2	200	Sr.	Chesterfield, Mo. / Hutchinson CC
24	Jett Huff	QB	12	Griffin-Taylor, Demarcus	DB	5-9	175	So.	Riverside, Calif. / Independence CC
24	Malik Robinson	LB	16	Guzman, Noah	DB	5-10	200	Jr.	Whittier, Calif. / Bishop Amat HS
25	Anthony Gangi	WR	87	Henry, Bryan	TE	6-2	240	Fr.	Belton, Texas / Belton HS
25	Jamal Morris	LB	4	Henry, Ta'Zawn	RB	5-7	180	Sr.	Houston, Texas / Texas Tech
26	Moses Alexander	DB	86	Herman, Darson	TE	6-3	245	Fr.	Georgetown, Texas / Georgetown HS
27	Mike Welch	DB	19	Hogan, Alex	DB	5-11	190	Jr.	Houston, Texas / Texas Tech
28	Thabo Mwaniki	DB	91	Holmes Jr., Anthony	DL	6-2	300	Fr.	Houston, Texas / Westfield HS
29	Kelan Walker	RB	24	Huff, Jett	QB	5-8	190	Fr.	College Station, Texas / College Station HS
29	Treylin Payne	LB	59	Hunter, Demetrius	OL	6-2	300	Fr.	Orange, Texas / West-Orange Stark HS
30	Trimarcus Cheeks	LB	5	Hypolite, Hasaan	DB	5-11	208	Jr.	Fresno, Texas / Colorado
31	Justice Ugo	DB	49	Jack, Oliver	LB	6-1	230	R-Fr.	Houston, Texas / Lamar HS
32	Jalen Emery	DB	72	Jenkins, Tank	OL	6-3	320	Jr.	Montgomery, Ala. / Texas A&M
33	Garrison Vaughn	DB	73	Johnson, Cam'Ron	OL	6-4	305	So.	Houston, Texas / Shadow Creek HS
33	Cash Walker	WR	50	Johnson, Tyler	OL	6-5	320	So.	Conroe, Texas / Texas
35	Dorian Friend	DB	44	Jones, D'Anthony	DL	6-2	270	Sr.	Lawndale, Calif. / Long Beach City College
36	Jalen Garner	LB	62	Jones, Karson	OL	6-4	305	Fr.	Lubbock, Texas / Frenship HS
38	Theron Stroops	DB	97	Langi Jr, Amipeleasi	DL	6-6	310	So.	Lihue, Hawaii / Independence CC
39	Dante Wynn	DB	94	Lawrence, Garfield	DL	6-4	245	R-Fr.	Tyler, Texas / Tyler Legacy HS
40	Aaron Willis	LB	18	Manjack IV, Joseph	WR	6-3	202	So.	Tomball, Texas / USC
41	Bubba Baxa	K	22	McCaskill IV, Alton	RB	6-1	215	So.	Conroe, Texas / Oak Ridge HS
42	Jackson Ray	P	88	McGaughey, Trent	TE	6-2	245	Fr.	Houston, Texas / Conroe HS
43	Perry Olsen	LB	48	Mendez, Caleb	K	5-10	195	R-Fr.	Pearland, Texas / Pearland HS
44	D'Anthony Jones	DL	80	Morgan, Ja'Kori	WR	6-2	210	Jr.	Houston, Texas / Clear Lake HS
45	Nadame Tucker	DL	25	Morris, Jamal	LB	6-2	220	So.	Houston, Texas / Oklahoma
46	Davis Beal	LS	23	Mula, Roman	QB	6-0	195	Fr.	Baton Rouge, La. / Parkview Baptist HS
48	Caleb Mendez	K	3	Mutin, Donavan	LB	6-0	230	Sr.	Spring, Texas / Klein Collins HS
49	Oliver Jack	LB	28	Mwaniki, Thabo	DB	5-11	192	Sr.	Denton, Texas / Oklahoma State
50	Tyler Johnson	OL	95	Neal, Jamykal	DL	6-1	315	Sr.	Charlotte, N.C. / Hutchinson CC
51	Kyle Ramsey	K	81	Nelson, C.J.	WR	5-11	175	Fr.	North Richland Hills, Texas / Richland HS
52	Ken Savanah	LB	58	Nnanna, Ugonna	OL	6-4	300	So.	Arlington, Texas / Seguin HS
53	Derek Bowman	OL	14	Nunnery, Mannie	LB	6-2	225	So.	Pearland, Texas / Shadow Creek HS

NUMERICAL ROSTER			ALPHABETICAL ROSTER						
NO	NAME	POS	No. Player	Pos.	Ht.	Wt.	Yr.	Hometown / Previous School	
54	Lance Robinson	OL	10	Nwankwo, Chidozie	DL	5-11	290	So.	Richmond, Texas / Foster HS
54	Blake Okoye	LB	14	Ogbogu, Ike	QB	6-1	210	Sr.	San Jose, Calif. / Bellarmine College Prep
55	Cavan Tuley	DL	54	Okoye, Blake	LB	6-2	220	R-Fr.	Spring, Texas / Klein Collins HS
56	Latrell Bankston	DL	43	Olsen, Perry	LB	6-0	220	Jr.	Yukon, Okla. / Northeastern Oklahoma State
56	Jacob Garza	LS	2	Owens, Gervarius	DB	6-0	200	Sr.	Moore, Okla. / Northeastern Oklahoma A&M
57	Gavin Gately	LS	0	Parish, Derek	DL/FB	6-2	245	Sr.	Pearland, Texas / Pearland HS
58	Ugonna Nnanna	OL	76	Paul, Patrick	OL	6-7	310	So.	Houston, Texas / Jersey Village HS
59	Demetrius Hunter	OL	29	Payne, Treylin	LB	6-0	210	Fr.	San Antonio, Texas / Judson HS
62	Karson Jones	OL	51	Ramsey, Kyle	K	6-3	190	So.	Missouri City, Texas / Ridge Point HS
70	Trevonte Sylvester	OL	42	Ray, Jackson	P	5-10	175	R-Fr.	Chandler, Ariz. / Colorado State
72	Tank Jenkins	OL	54	Robinson, Lance	OL	6-4	290	So.	Camilla, Ga. / Middle Tennessee
73	Cam'Ron Johnson	OL	24	Robinson, Malik	LB	6-0	230	Sr.	Snellville, Ga. / Fort Scott CC
74	Reuben Unije	OL	6	Rogers, Jayce	DB	5-8	175	Sr.	Valdosta, Ga. / Northwest Mississippi CC
75	Jack Freeman	OL	52	Savanah, Ken	LB	5-11	225	So.	Stafford, Texas / Stafford HS
76	Patrick Paul	OL	83	Sawyer, Peyton	WR	5-11	175	Jr.	League City, Texas / Clear Springs HS
77	Chayse Todd	OL	79	Shaw, Tevin	OL	6-4	310	Fr.	Houston, Texas / Manvel HS
79	Tevin Shaw	OL	21	Sneed, Stacy	RB	5-11	185	R-Fr.	Arlington, Texas / Mansfield Timberview HS
80	Ja'Kori Morgan	WR	90	Strong, Zykeius	DL	6-6	255	So.	Birmingham, Ala. / Hutchinson CC
81	C.J. Nelson	WR	38	Stroops, Theron	DB	6-1	195	R-Fr.	Lancaster, Texas / Lancaster HS
82	Matt Byrnes	TE	70	Sylvester, Trevonte	OL	6-5	285	R-Fr.	Breaux Bridge, La. / Breaux Bridge HS
83	Peyton Sawyer	WR	77	Todd, Chayse	OL	6-2	305	So.	Crosby, Texas / Crosby HS
85	Christian Trahan	TE	85	Trahan, Christian	TE	6-3	245	Sr.	Sulphur, La. / Sulphur HS
86	Darson Herman	TE	45	Tucker, Nadame	DL	6-3	250	Jr.	New York, N.Y. / Hutchinson CC
87	Bryan Henry	TE	55	Tuley, Cavan	DL	6-2	230	Fr.	Tomball, Texas / Tomball HS
88	Trent McGaughey	TE	3	Tune, Clayton	QB	6-3	220	Sr.	Carrollton, Texas / Hebron HS
89	Logan Compton	TE	31	Ugo, Justice	DB	6-2	190	So.	Richmond, Texas / Blinn JC
90	Zykeius Strong	DL	74	Unije, Reuben	OL	6-5	305	Jr.	Bradenton, Fla. / Coahoma CC
91	Anthony Holmes Jr.	DL	33	Vaughn, Garrison	DB	6-2	200	Jr.	Belton, Texas / Belton HS
92	Hakeem Ajjolaiya	DL	33	Walker, Cash	WR	5-11	180	R-Fr.	Argyle, Texas / Argyle HS
93	Jamaree Caldwell	DL	29	Walker, Kelan	RB	5-11	225	Jr.	DeSoto, Texas / DeSoto HS
94	Garfield Lawrence	DL	27	Welch, Mike	DB	5-10	195	R-Fr.	Dickinson, Texas / Dickinson HS
95	Jamykal Neal	DL	22	Wilkins, Laine	P	6-2	210	So.	Perth, Australia / ProKick Australia
96	Ivan Autenreith	DL	13	Williams, Sedrick	DL	6-1	280	Jr.	Houma, La. / Kilgore College
97	Amipeleasi Langi Jr	DL	40	Willis, Aaron	LB	6-1	220	So.	Richmond, Va. / Tennessee
99	Justin Beadles	DL	39	Wynn, Dante	DB	6-0	190	So.	Nashville, Tenn. / Ensworth HS

PRONUNCIATION GUIDE

Hakeem AJJOLAIYA	Ah-jji-o-laya	THABO MWANIKI	Tah-bo Wah-nee-kee	Justice UGO	oo-GO
ABDUL-LATEEF AUDU...Abdool-Luh-TEEF OW-doo		UGONNA NNANNA	You-Gone-Uh Naan-uh	Reuben UNIJE.....	you-NEE-jay
Davis BEAL	beel	Mannie NUNNERY	Nun-er-ree	KELAN Walker.....	Ke-lin
TRIMARCUS Cheeks	TRI-marcus	CHIDOZIE NWANKWO	Chi-Doz-ee wahn-kwuh		
Lucas COLEY	CO-lee	Ike OGBOGU.....	uh-bog-oo	Olsztyn, Poland	ole-stin
Anthony GANGI	GAN-gee	Blake OKOYE.....	Oh-Koy-yay	Lihue, Hawaii	lee-hoo-ay
TA'ZHAWN Henry.....	Tay-Zhawn	GERVARRIUS Owens	ger-VAHR-ee-us		
AMIPELEASI LANGI	AH-mee-PAY-lee-AH-see-long-ee	ZYKEIUS Strong	zy-KEY-us		
JA'KORI Morgan	Ja-Corey	THERON Stroops	Tha-ron		
Roman MULA	m-you-luh	Christian TRAHAN.....	Tray-han		
Donavan MUTIN	mutan (mutant)	NADAME Tucker	nah-DEEM		

DEPTH CHART

OFFENSE

WR	10	Matthew Golden (6-0, 190, Fr.)
	81	C.J. Nelson (5-11, 175, Fr.)
LT	76	Patrick Paul (6-7, 310, So.)
	70	Trevonte Sylvester (6-5, 285, R-Fr.)
LG	73	Cam'Ron Johnson (6-4, 305, So.)
	77	Chayse Todd (6-2, 305, So.)
C	75	Jack Freeman (6-3, 300, Jr.)
	53	Derek Bowman (6-5, 305, R-Fr.)
RG	50	Tyler Johnson (6-5, 320, So.)
	72	Tank Jenkins (6-3, 320, Jr.)
RT	54	Lance Robinson (6-4, 290, So.)
	74	Reuben Unije (6-5, 305, Jr.)
WR	1	Nathaniel Dell (5-10, 165, Jr.)
	83	Peyton Sawyer (5-11, 175, Jr.)
TE	85	Christian Trahan (6-3, 245, Sr.)
	82	Matt Byrnes (6-6, 245, R-Fr.)
QB	3	Clayton Tune (6-3, 220, Sr.)
	12	Lucas Coley (6-1, 220, R-Fr.)
RB	20	Brandon Campbell (5-10, 210, R-Fr.)
	21	Stacy Sneed (5-11, 185, R-Fr.)
WR	8	KeSean Carter (5-11, 180, Sr.)
	80	Ja'Kori Morgan (6-2, 210, Jr.)

DEFENSE

END	9	Nelson Ceaser (6-3, 245, So.)
	17	Atlas Bell (6-1, 275, Sr.)
DT	93	Jamaree Caldwell (6-1, 320, Jr.)
	95	Jamykal Neal (6-1, 315, Sr.)
NG	10	Chidozie Nwankwo (5-11, 290, So.)
	92	Hakeem Ajijolaiya (6-2, 315, So.)
DE	44	D'Anthony Jones (6-2, 270, Sr.)
	13	Sedrick Williams (6-1, 280, Jr.)
WILL	14	Mannie Nunnery (6-2, 225, So.)
	25	Jamal Morris (6-2, 220, So.)
MIKE	3	Donavan Mutin (6-0, 230, Sr.)
	30	Trimarcus Cheeks (6-2, 230, Jr.)
NB	6	Jayce Rogers (5-8, 175, Sr.)
	12	DeMarcus Griffin-Taylor (5-9, 175, So.)
CB	32	Jalen Emery (5-9, 175, R-Fr.)
	21	Abdul-Lateef Audu (6-1, 185, Jr.)
FS	2	Gervarius Owens (6-0, 200, Sr.)
	28	Thabo Mwaniki (5-11, 192, Sr.)
BS	5	Hasaan Hypolite (5-11, 208, Jr.)
	33	Garrison Vaughn (6-2, 200, Jr.)
CB	23	Art Green (6-2, 200, Sr.)
	31	Justice Ugo (6-2, 190, So.)

SPECIALISTS

K	41	Bubba Baxa (6-0, 220, Sr.)
	-or- 51	Kyle Ramsey (6-3, 190, So.)
P	22	Laine Wilkins (6-2, 210, So.)
	42	Jackson Ray (5-10, 175, R-Fr.)
KOS	41	Bubba Baxa (6-0, 220, Sr.)
	51	Kyle Ramsey (6-3, 190, So.)

KR	6	Jayce Rogers (5-8, 175, Sr.)
	83	Peyton Sawyer (5-11, 175, Jr.)
PR	1	Nathaniel Dell (5-10, 165, Jr.)
	6	Jayce Rogers (5-8, 175, Sr.)
LS	57	Gavin Gately (6-5, 250, Jr.)
	56	Jacob Garza (6-3, 225, R-Fr.)
H	22	Laine Wilkins (6-2, 210, So.)

DANA HOLGORSEN FILE

Hometown	Mount Pleasant, Iowa
Children	Logan, McClayne, Karlyn
High School	Mount Pleasant Community High School, 1989
College	Iowa Wesleyan, 1993

COACHING HISTORY

Year	School	Position
2019-	Houston	Head Coach
2011-18	West Virginia	Head Coach
2010	Oklahoma State	Off. Coordinator/QBs
2008-09	Houston	Off. Coordinator/QB
2005-07	Texas Tech	Co-OC/Inside WRs
2004-07	Texas Tech	Inside WRs
1999	Wingate	Quarterbacks/Wide Receivers
1996-98	Mississippi College	Quarterbacks/Wide Receivers/ST
1993-95	Valdosta State	Quarterbacks/Wide Receivers/ST

RECORD AGAINST OPPONENTS

Opponent	W	L	PCT.
Alabama	0	1	.000
Arizona State	1	0	1.000
Auburn	1	0	1.000
Baylor	5	2	.714
Bowling Green	1	0	1.000
BYU	1	1	.500
Cincinnati	1	3	.333
Clemson	1	0	1.000
Delaware State	1	0	1.000
ECU	3	0	1.000
Georgia Southern	1	0	1.000
Georgia State	1	0	1.000
Grambling	1	0	1.000
Hawaii	0	1	.000
Iowa State	5	2	.714
James Madison	1	0	1.000
Kansas	6	2	.750
Kansas State	3	4	.429
Liberty	1	0	1.000
Louisville	0	1	.000
LSU	0	1	.000
Marshall	2	0	1.000
Maryland	4	1	.800
Memphis	2	2	.500
Miami (Fla.)	0	1	.000
Missouri	1	0	1.000
Navy	3	1	.750
Norfolk State	1	0	1.000
North Texas	1	0	1.000
Oklahoma	0	7	.000
Oklahoma State	2	5	.286
Pittsburgh	1	0	1.000
Prairie View A&M	1	0	1.000
Rice	2	0	1.000
Rutgers	1	0	1.000
SMU	1	2	.333
Syracuse	0	3	.000
TCU	3	4	.429
Temple	2	0	1.000
Tennessee	1	0	1.000
Texas	4	3	.571
Texas A&M	0	1	.000
Texas Tech	5	4	.555
Towson	1	0	1.000
Tulane	2	2	.500
Tulsa	2	1	.667
UCF	0	2	.000
UConn	3	0	1.000
USF	4	0	1.000
UTSA	1	0	1.000
Utah	0	1	.000
Virginia Tech	0	1	.000
Washington State	0	1	.000
William & Mary	1	0	.000
Youngstown State	2	0	1.000



HEAD COACH DANA HOLGORSEN

FOURTH SEASON AT HOUSTON (26-20) | 12TH SEASON OVERALL (87-61)

• Dana Holgorsen was named head coach at Houston on Jan. 1, 2019, after eight seasons as head coach at West Virginia. Throughout his career, Holgorsen has had 22 players earn All-America honors, win 11 national awards and 14 national award finalist honors. In his three years as the Houston head coach, seven Cougars have been selected in the NFL draft including one first-round pick.

• Under Holgorsen's leadership in 2021, the Cougars won 12-plus games for just the third time in program history. Houston won 11 consecutive games, its longest stretch since 2011, en route to an appearance in The American Football Championship. In the 2021 Birmingham Bowl, Houston knocked off Auburn to clinch the program's first bowl victory since 2015. Houston was one of six teams nationally to rank in the top 20 in both points per game (35.9) and opponent points per game (20.4). For the second time in his coaching career, Holgorsen tutored a Paul Hornung Award winner as consensus All-American Marcus Jones captured the award in 2021.

• Holgorsen closed his tenure at West Virginia as the second-winningest coach in Mountaineer history with an eight-year record of 61-41. His 61 wins trailed only College Football Hall of Famer Don Nehlen for most wins in West Virginia history.

• He led the Mountaineers to bowl games in seven of his eight seasons including each of the last five seasons. His first season at West Virginia ended with a 70-33 rout of Clemson in the Orange Bowl. Throughout his career, Holgorsen has had 21 players earn All-America honors, win 10 national awards and 14 national award finalist honors.

• He has displayed his ability to prepare players for the next level as West Virginia had 10 NFL draft picks in first three rounds in the past seven years, second most in Big 12 with at least one Top-15 draft pick in four of the past seven years. In all, he had four NFL Top-15 draft picks during the past seven years, the most in the Big 12, and 20 players drafted in seven years at WVU, tied for second-most in the Big 12 during that span.

• An offensive genius, his passing offenses and total offensive output have ranked in the Top 10 nationally all but four years during the 14-year span since he became offensive coordinator at Texas Tech in 2005. He's had eight quarterbacks pass for 4,000 or more yards and 10 throw for 30 or more touchdowns in a season with 20 receivers finishing with 1,000 or more yards in a season, including 11 finish with 90 or more receptions and 16 finish with double figure TD receptions in a season. He is the only coach in West Virginia history to have coached a team with at least 450 rushing yards in a game (Oklahoma, 2012) and at least 450 yards passing in a game (six times).

• West Virginia has been ranked in both major polls at least one week in seven of his eight years including the entire 2018 season with several weeks inside the top 10. He had 10 wins over Top 25 opponents in his eight-year tenure at WVU.

• Holgorsen had a successful first season at WVU in 2011, coaching the Mountaineers to a 10-3 record, the Big East championship and a 70-33 Orange Bowl rout of Clemson. The victory was WVU's third Bowl Championship Series championship in school history and earned Holgorsen the First-Year Coach of the Year award by the Football Writers Association of America.

• Before West Virginia, Holgorsen spent the 2010 season as offensive coordinator at Oklahoma State. He was a finalist for the 2010 Broyles Award, given to the nation's top assistant, and also named the Rivals.com Offensive Coordinator of the Year. The Cowboys led the nation in total offense during the regular season and finished No. 2 in passing offense and No. 3 in total and scoring offense. OSU averaged 520.23 yards per game in total offense, including 345.9 passing yards and 44.23 points per game..

• Postseason accolades rolled in for Holgorsen's offensive players as quarterback Brandon Weeden became the first OSU passer to earn first team all-Big 12 honors. He was a finalist for the Manning Award, given to the top quarterback in the nation. Receiver Justin Blackmon won the 2010 Biletnikoff Award, given to the top receiver in the nation, and running back Kendall Hunter was a finalist for the Doak Walker Award, given to the nation's top running back. Weeden, Hunter and Blackmon became only the second trio in NCAA history to pass for at least 3,000 yards, run for more than 1,500 yards and finish with more than 1,500 yards receiving in the same season.

• During his two-year tenure with Houston, his offenses put up explosive numbers, accounting for 563 yards of total offense per game, passing for 433.7 yards per game and totaling more than 42.2 points per game. His offense ranked No. 3 in total offense in 2008 and No. 1 in 2009. His quarterback, Case Keenum, led the nation in total offense in 2008 and 2009, totaling 403.2 yards per game as a sophomore and 416.4 yards his junior season. He also ranked among the Top 10 nationally in pass efficiency both years.

• Before his two-year stint with the Cougars, Holgorsen was a member of the coaching staff at Texas Tech from 2000-07, serving as the inside receivers coach from 2000-04, before being elevated to co-offensive coordinator in 2005 and offensive coordinator in 2006-07. During his time in Lubbock, his offenses increased the amount of yardage from 324.8 yards of total offense to 529.6, an increase of more than 200 yards per game.

• In his two years as offensive coordinator, his squad was nationally ranked No. 8 in 2006 and No. 3 in 2007. In 2007, Texas Tech led the nation in passing (470.31), was No. 2 in total offense (529.62) and was No. 7 in scoring offense (40.9). Quarterback Graham Harrell led the nation in total offense and Biletnikoff Award winner Michael Crabtree led the nation in receptions per game and receiving yards per game. In 2006, the Red Raiders ranked No. 3 nationally in passing offense and No. 6 in total offense. Harrell once again was outstanding, finishing No. 3 nationally in total offense with 344.38 yards per game. Texas Tech led the nation in passing in 2005, was No. 4 in scoring offense (39.4) and No. 6 in total offense (495.83)

• Holgorsen also spent time at Valdosta State (1993-95) as the quarterbacks, receivers and special teams coach, Mississippi College (1996-98) as the quarterbacks, receivers and special teams coach and at Wingate (1999) as the quarterbacks and receivers coach. While at Valdosta State in 1994, Chris Hatcher won the Harlon Hill Trophy, the NCAA Division II Player of the Year award, by the second largest vote margin in the 17-year history of the award. Hatcher won the award after throwing for 4,076 yards and 55 touchdowns, against just 10 interceptions, while completing 367 of 508 passes. Hatcher led Division II in passing efficiency during the regular season and directed VSU to its first Division II post-season appearance.

HOLGORSEN YEAR-BY-YEAR RECORD

Year	School	Overall	Home	Away	Neutral	Conf.	Finish	Bowl
2011	West Virginia	10-3	5-2	4-1	1-0	5-2	T-1st - Co-Big East Champion	Orange
2012	West Virginia	7-6	4-3	2-2	1-1	4-5	T-5th	Pinstripe
2013	West Virginia	4-8	3-3	1-5	0-0	2-7	7th	--
2014	West Virginia	7-6	3-3	4-1	0-2	5-4	T-4th	Liberty
2015	West Virginia	8-5	6-1	1-4	1-0	4-5	T-5th	Cactus
2016	West Virginia	10-3	6-1	4-1	0-1	7-2	T-2nd	Russell Athletic
2017	West Virginia	7-6	4-2	3-2	0-2	5-4	T-4th	Heart of Dallas
2018	West Virginia	8-4	5-1	2-2	1-1	6-3	T-3rd	Camping World
2019	Houston	4-8	1-4	3-3	0-1	2-6	T-5th - West Div.	--
2020	Houston	3-5	2-2	1-2	0-1	3-4	6th	New Mexico
2021	Houston	12-2	5-0	6-0	1-2	8-0	2nd	Birmingham
2022	Houston	7-5	3-3	4-2	0-0	5-3	T-4th	Independence Bowl
TOTAL	12th season	87-61	47-25	35-25	5-11	56-45	1 Conf. Championship	10 Bowls



TDECU STADIUM

BERT F. WINSTON BAND COMPLEX

A 39,089-square foot building on the east end of TDECU Stadium housing the Spirit of Houston Band Recital Halls and classroom spaces, Coach Bill Yeoman Hall and the UH Athletics Ticket Office.

COACH BILL YEOMAN HALL

A 2,000-square foot tribute area to University of Houston history located on the northeast corner of TDECU Stadium. Serves as a gameday club for ticket holders in section 129 and north side loge boxes.

DORIS NANTZ PRESS BOX

The Doris Nantz Press Box contains seats for 70 working media along with a press dining area and a wired photographer work room.

FIELD SURFACE

The synthetic surface installed at TDECU Stadium is the S5-M manufactured by UBU. S5-M, a Speed Series product, is a slit-film turf blade with a sand/rubber combination for infill. It is the same surface installed at the Houston Football practice facility. The turf is designed to host a multitude of events, including but not limited to, high school football games, band practice, specific UH intramural events, etc.

LEGENDS PLAZA

A plaza area recognizing the proud tradition of Houston Football at the northeast corner of TDECU Stadium.

LOCKER ROOM (HOME)

State-of-the-art 5,000-square foot home locker room located at the southeast corner of TDECU Stadium. Views exclusive to the club area give those fans an opportunity to watch team members travel from the locker room to the field level.

LOCKER ROOM (VISITOR)

Located at the west end of the stadium with a field entrance in the northwest corner of TDECU Stadium. Multi-functional locker room can be split and serve two separate teams simultaneously.

ORIENTATION OF STADIUM

East-to-west giving fans and television audiences a spectacular view of the downtown Houston skyline while also keeping in line with the University's grid system and creating more efficient parking. Sun and shade studies were also conducted to improve the best level of comfort for Houston fans and not affect student-athletes.

PARTY PATIOS

Four (4) open-air lower bowl party decks with 24 armchairs (20 inches wide). Both the east and west lower bowl end zones contain a party deck with two located on the north lower bowl sideline.

PREMIUM SEATING

Consists of 5,000 of the 40,000 seats in the TDECU Stadium.

Club Area

The stylish club area is the ultimate Houston Football experience. With 12,400 square feet of multi-purpose club area overlooking the field of play, fans with access to the club area enjoy upscale food and drinks while receiving first-class hospitality on game days. The climate-controlled area also feature high-definition televisions and private restrooms. The area is also available to host special events, meetings and classes.

Suites

Spanning from end zone to end zone on the south side of TDECU Stadium with a view of downtown Houston, 26 premium suites each containing 12 outside padded arm chairs, four inside bar stools and entertainment area. Houston fans enjoy comfort and style in these 325-square foot suites with individual upscale service and amenities.

Loge Boxes

42 loge boxes each containing four seats and high-definition monitors located throughout the stadium.

Club Seats

766 armchair style padded club seats that are 22 inches wide and located in the lower bowl of TDECU Stadium.

Additional Premium Seating

2,778 armchair seats that are 20 inches wide and 1,210 benches with backs with the majority located in the lower bowl of TDECU Stadium.

SUITE DECKS

Two (2) open-air party suites located on the suite level positioned at each end (east and west end) of the suites. Each open-air suite contains 60 padded armchairs (21 inches wide).

TICKET OFFICE

The University of Houston Athletics Ticket Office is located on the northeast corner of TDECU Stadium facing Cullen Blvd. The facility has eight exterior ticket-selling windows along with two interior windows in the ticket office lobby in close proximity to the stadium parking garage.

VIDEO BOARD

State-of-the-art HD-video board located on the west end of TDECU Stadium. Sized at 2,584 square feet (38 feet high, 68 feet wide), the board was designed by Panasonic using Nichia technology.

QUICK FACTS

First Game	Aug. 29, 2014 vs. UTSA
Playing Surface	Synthetic Turf
Groundbreaking	Feb. 8, 2013
Naming Rights Announcement	July 8, 2014
Capacity	40,000
Suites	26
Loge Boxes	42
Architects	Page and DLR Group
Construction Company	Manhattan
Construction Cost	\$125 million
Record at TDECU Stadium	38-15 (.717)
Largest Win	70-14 vs. Texas Southern (9/22/18)

Address: 3874 HOLMAN • HOUSTON, TX • 77004

THE LAST TIME

INDIVIDUAL

Rushed for 100 yards

UH: 143, Stacy Sneed, vs. Temple, 11/12/22
Opp.: 128, Keaton Mitchell, ECU, 11/19/22

Rushed for 200 yards

UH: 210, Charles Sims vs. North Texas, 10/6/12
Opp.: 210, Ryquell Armstead, Temple, 11/10/18

Passed for 300 yards

UH: 386, Clayton Tune, vs. Tulsa, 11/26/22
Opp.: 315, Braylon Braxton, Tulsa, 11/26/22

Passed for 400 yards

UH: 435, Clayton Tune, at ECU, 11/19/22
Opp.: 486, E.J. Warner, Temple, 11/12/22

Passed for 500 yards or more

UH: 527, Clayton Tune, at SMU, 11/5/22
Opp.: 605, Alan Bowman, Texas Tech, 9/15/18

Had 100 yards receiving

UH: Nathaniel Dell (161), vs. Tulsa, 11/26/22
Opp.: JuanCarlos Santana (169), Tulsa, 11/26/22

Had 200 yards receiving

UH: 211, Marquez Stevenson vs. SMU, 10/24/19

Returned a punt for a touchdown

UH: Nathaniel Dell, vs. Tulsa, 11/26/22 (68 yards)
Opp.: Dez Bryant, Oklahoma State, 9/12/09 (82 yards)

Returned a kickoff for a touchdown

UH: Jayce Rogers, at Memphis, 10/7/22 (100 yards)
Opp.: Brian Battie, USF, 11/6/21 (100 yards)

Returned an interception for a touchdown

UH: Jayce Rogers, at Texas Tech, 9/10/22 (54 yards)
Opp.: Malik Dixon, at UConn, 11/27/21 (37 yards)

Returned a fumble for a touchdown

UH: Nelson Ceaser, Rice, 9/24/22 (11 yards)
Opp.: Jianni Woodson-Brooks, at Navy, 10/22/22 (5 yards)

Returned a blocked field goal for a TD

UH: Alexander Myres vs. Fresno State, 12/24/17 (94 yards)
Opp.: Alex Lyons, Rice, 9/21/13 (62 yards)

Returned a missed field goal for a TD

UH: Brandon Wilson vs. Oklahoma, 9/3/16 (100 yards)
Opp.: Never

Returned a blocked punt for a touchdown

UH: Cole McGowan, Memphis, 11/16/19 (0 yards)
Opp.: Kinny Spotwood, Tulsa, 10/1/05 (23 yards)

Rushed for three touchdowns

UH: 3, Alton McCaskill, at USF, 11/6/21
Opp. 3, Desmond Ridder, Cincinnati, 11/7/20

Threw three touchdown passes

UH: 4, Clayton Tune, at ECU, 11/19/22
Opp.: 3, Braylon Braxton, Tulsa, 11/26/22

Caught three touchdown passes

UH: 3, Nathaniel Dell vs. SMU, 10/30/21
Opp.: 3, Ben Redding, at SMU, 11/5/22

Kicked three field goals

UH: 3, Kyle Ramsey, vs. Tulsa, 11/26/22
Opp. 3, Zack Long, Tulsa, 11/26/22

Had a 70-yard run from scrimmage

UH: 97, Ta'Zawn Henry, at USF, 11/6/21
Opp.: 79, Jerome Ford, at Cincinnati, 12/4/21

Had a 70-yard pass completion

UH: 96, Clayton Tune to Marquez Stevenson vs. SMU, 10/24/19
Opp.: 75, Chevan Cordeiro to Calvin Turner, Hawaii, 12/24/20

Had 50-yard field goal

UH: 52, Dalton Witherspoon, vs. Auburn, 12/28/21
Opp: 52, Jake Verity, ECU, 11/4/17

TEAM

Rushed for 300 yards

UH: 319, vs. USF, 11/14/20
Opp: 342, Cincinnati, 11/7/20

Rushed for 400 yards

UH: 496, vs. Louisville, 9/28/85
Opp: 447, Navy, 11/30/19

Had two 100-yard rushers

UH: Ta'Zawn Henry (130) & Alton McCaskill (125), at USF, 11/6/21
Opp: Gerrid Doaks (184) & Desmond Ridder (103), Cincinnati, 11/7/20

Passed for 300 yards

UH: 386, vs. Tulsa, 11/26/22
Opp: 316, Tulsa, 11/26/22

Passed for 400 yards

UH: 435, at ECU, 11/19/22
Opp.: 486, Temple, 11/12/22

Passed for 500 yards

UH: 528, at SMU, 11/5/22
Opp: 605, Texas Tech, 9/15/18

Gained 500 yards of total offense

UH: 5
Opp.: 533, Temple, 11/12/22

Gained 600 yards of total offense

UH: 710, at SMU, 11/5/22
Opp.: 642, at SMU, 11/5/22

Recorded 30 first downs

UH: 34, at SMU, 11/5/22
Opp.: 33, Temple, 11/12/22

Scored 50 points

UH: 63, at SMU, 11/5/22
Opp.: 77, at SMU, 11/5/22

Scored a safety

UH: at USF, 11/6/21
Opp.: UCF, 11/2/19

Posted a shutout

UH: 45-0 vs. Grambling, 9/18/21
Opp.: 48-0, Texas, 9/23/00

Held under 100 yards rushing

UH: 80, at ECU, 11/19/22
Opp: 47, Temple, 11/12/22

Held opponent under 100 yards passing

UH: 98, Navy, 9/25/21
Opp: 85, Army West Point, 12/22/18

Held an opponent under 200 total yards

UH: 102 vs. Grambling, 9/18/21
Opp.: 195, Louisville, 11/16/13

Blocked a punt

UH: Memphis, 11/19/21
Opp: Temple, 11/10/18

Blocked a field goal

UH: at Navy, 10/22/22
Opp: Tulsa, 11/22/14

Recovered an onside kick

UH: Kyle Ramsey + Garrison Vaughn, at SMU, 11/5/22
Opp: Jake Oldroyd + Talmage Gunther, BYU, 10/16/20

Blocked an extra point attempt

UH: vs. SMU, 10/30/21
Opp.: Temple, 11/13/21

Had no turnovers

UH: at USF, 11/6/21
Opp.: Tulsa, 11/26/22

Team Results

	Date	Opponent		Score	Overall	Conf	Time	Attend
	09/03/2022	at UTSA	Wot3	37-35	1-0	0-0	4:09	37526
	09/10/2022	at Texas Tech	Lot2	30-33	1-1	0-0	4:08	56271
	09/17/2022	Kansas	L	30-48	1-2	0-0	4:30	30317
	09/24/2022	Rice	W	34-27	2-2	0-0	3:29	26377
*	09/30/2022	Tulane	Lot1	24-27	2-3	0-1	3:15	24319
*	10/07/2022	at Memphis	W	33-32	3-3	1-1	3:41	28127
*	10/22/2022	at Navy	W	38-20	4-3	2-1	3:22	32443
*	10/29/2022	South Fla.	W	42-27	5-3	3-1	3:10	24228
*	11/05/2022	at SMU	L	63-77	5-4	3-2	3:55	23841
*	11/12/2022	Temple	W	43-36	6-4	4-2	3:22	21731
*	11/19/2022	at East Carolina	W	42-3	7-4	5-2	3:15	42475
*	11/26/2022	Tulsa	L	30-37	7-5	5-3	3:36	21785

Team Statistics

	UH	OPP
Scoring	446	402
Points per game	37.2	33.5
Points Off Turnovers	45	62
First Downs	284	282
Rushing	86	103
Passing	183	151
Penalty	15	28
Rushing Yardage	1710	1732
Yards gained rushing	1933	2050
Yards lost rushing	223	318
Rushing attempts	364	416
Average per rush	4.7	4.2
Average per game	142.5	144.3
TDs Rushing	17	18
Passing Yardage	3853	3428
Comp-Att-Int	319-473-10	283-448-7
Average per pass	8.1	7.7
Average per catch	12.1	12.1
Average per game	321.1	285.7
TDs Passing	37	31
Total offense	5563	5160
Total plays	837	864
Average per play	6.6	6.0
Average per game	463.6	430.0
Kick returns: #-Yards	38-856	25-501
Punt returns: #-Yards	11-155	13-51
Int returns: #-Yards	7-222	10-139
Kick return average	22.5	20.0
Punt return average	14.1	3.9
Int return average	31.7	13.9
Fumbles-Lost	15-9	19-4
Penalties-Yards	96-854	36-332
Average per game	71.2	27.7
Punts-Yards	37-1649	36-1579
Average per punt	44.6	43.9
Net punt average	42.6	39.3
Kickoffs-Yards	72-4446	73-4279
Average per kick	61.8	58.6
Net kick average	39.0	36.5
Time of possession / game	29:55	30:19
3rd-down conversion	77/162	74/167
3rd-down pct	48%	44%
4rd-down conversion	15/23	16/31
4rd-down pct	65%	52%
Sacks by-Yards	30-182	21-144
Misc Yards	0	0
Touchdowns scored	58	51
Field goals - attempts	13-19	17-23
On-Side kicks	0-1	0-1
Red-zone scores	(52-58) 90%	(48-51) 94%
Red-zone touchdowns	(39-58) 67%	(34-51) 67%
PAT-attempts	(53-54) 98%	(43-44) 98%
2-point conversion-attempts	(3-5) 60%	(1-6) 17%
Attendance	148757	220683
Games / Avg per game	6/24793	6/36781
Neutral site games	-	0/0

Score by Periods

Team	1st	2nd	3rd	4th	OT	TOT
Houston	84	107	96	133	26	446
Opponents	76	137	79	80	30	402

Rushing

Player	gp	att	gain	loss	net	avg	td	lg	avg/g
Stacy Sneed	11	70	504	15	489	7.0	5	52	44.5
Clayton Tune	12	117	644	155	489	4.2	5	55	40.8
Brandon Campbell	9	83	423	14	409	4.9	4	40	45.4
Ta'Zhawn Henry	8	75	345	27	318	4.2	3	44	39.8
Nathaniel Dell	12	4	9	0	9	2.3	0	3	0.8
Kelan Walker	12	3	4	0	4	1.3	0	3	0.3
Lucas Coley	3	3	4	0	4	1.3	0	2	1.3
Team	12	9	0	12	-12	-1.3	0	0	-1.0
Total	12	364	1933	223	1710	4.7	17	55	142.5
Opponents	12	416	2050	318	1732	4.2	18	49	144.3

Passing

Player	gp	effic	comp-att-int	pct	yds	td	lg	avg/g
Clayton Tune	12	158.0	316-469-10	67.4	3845	37	63	320.4
Lucas Coley	3	122.4	3-3-0	100.0	8	0	4	2.7
Team	12	0.0	0-1-0	0.0	0	0	0	0.0
Total	12	157.5	319-473-10	67.4	3853	37	63	321.1
Opponents	12	147.2	283-448-7	63.2	3428	31	60	285.7

Receiving

Player	gp	no.	yds	avg	td	lg	avg/g
Nathaniel Dell	12	103	1354	13.1	15	63	112.8
Samuel Brown	11	41	471	11.5	4	32	42.8
Matthew Golden	10	36	567	15.8	7	44	56.7
KeSean Carter	12	35	497	14.2	4	41	41.4
Christian Trahan	12	23	237	10.3	3	37	19.8
Stacy Sneed	11	21	131	6.2	0	27	11.9
Ta'Zhawn Henry	8	20	232	11.6	1	39	29.0
Brandon Campbell	9	15	90	6.0	0	35	10.0
Joseph Manjack IV	4	11	123	11.2	1	23	30.8
Peyton Sawyer	12	6	104	17.3	1	53	8.7
Matt Byrnes	12	3	37	12.3	1	31	3.1
Kelan Walker	12	2	-3	-1.5	0	0	-0.3
C.J. Nelson	12	2	7	3.5	0	4	0.6
Khiyon Wafer	6	1	6	6.0	0	6	1.0
Total	12	319	3853	12.1	37	63	321.1
Opponents	12	283	3428	12.1	31	60	285.7

Punt Returns

Player	no.	yds	avg	td	lg
Nathaniel Dell	9	153	17.0	1	68
Peyton Sawyer	1	2	2.0	0	2
Jalen Emery	1	0	0.0	0	0
Total	11	155	14.1	1	68
Opponents	13	51	3.9	0	14

Interceptions

Player	no.	yds	avg	td	lg
Art Green	2	65	32.5	0	37
Jayce Rogers	2	82	41.0	1	54
Thabo Mwaniki	1	19	19.0	0	19
Gervarius Owens	1	24	24.0	0	24
Nelson Ceaser	1	32	32.0	0	32
Total	7	222	31.7	1	54
Opponents	10	139	13.9	0	35

Kick Returns

Player	no.	yds	avg	td	lg
Peyton Sawyer	13	291	22.4	0	35
Jayce Rogers	13	396	30.5	1	100
Matthew Golden	5	116	23.2	0	33
Matt Byrnes	3	29	9.7	0	13
Ja'Kori Morgan	1	3	3.0	0	3
Logan Compton	1	11	11.0	0	11
Bryan Henry	1	10	10.0	0	10
C.J. Nelson	1	0	0.0	0	0
Total	38	856	22.5	1	100
Opponents	25	501	20.0	0	53

Fumble Returns

Player	no.	yds	avg	td	lg
Nelson Ceaser	1	11	11.0	1	11
Hakeem Ajjolaiya	1	2	2.0	0	2
Gervarius Owens	1	0	0.0	0	0
Noah Guzman	1	0	0.0	0	0
Total	4	13	3.3	1	11
Opponents	9	62	6.9	2	57

Total Offense

Player	g	plays	rush	pass	total	avg/g
Clayton Tune	12	586	489	3845	4334	361.2
Stacy Sneed	11	70	489	0	489	44.5
Brandon Campbell	9	83	409	0	409	45.4
Ta'Zhawn Henry	8	75	318	0	318	39.8
Lucas Coley	3	6	4	8	12	4.0
Nathaniel Dell	12	4	9	0	9	0.8
Kelan Walker	12	3	4	0	4	0.3
Team	12	0	-12	0	-12	-1.0
Total	12	837	1710	3853	5563	463.6
Opponents	12	864	1732	3428	5160	430.0

Punting

Player	no.	yds	avg	lg	tb	fc	i20	50+	blk
Laine Wilkins	37	1649	44.6	67	2	7	9	9	0
Total	37	1649	44.6	67	2	7	9	9	0
Opponents	36	1579	43.9	59	0	20	12	8	0

Kickoffs

Player	no.	yds	avg	tb	ob	retn	net	ydln
Bubba Baxa	64	4036	63.1	37	2			
Kyle Ramsey	8	410	51.3	1	2			
Total	72	4446	61.8	38	4	25	39	26
Opponents	73	4279	58.6	24	0	40	36.5	28

Scoring

Player	td	fg	PAT				dpx	saf	pts
			kick	rush	rcv	pass			
Nathaniel Dell	16	-	-	-	-	-	-	-	96
Kyle Ramsey	-	4-5	36-36	-	-	-	-	-	48
Bubba Baxa	-	9-14	17-18	-	-	-	-	-	44
Matthew Golden	7	-	-	-	-	-	-	-	42
Clayton Tune	5	-	-	2	-	1	-	-	34
Stacy Sneed	5	-	-	-	-	-	-	-	30
Ta'Zhawn Henry	4	-	-	-	-	-	-	-	24
KeSean Carter	4	-	-	-	-	-	-	-	24
Samuel Brown	4	-	-	-	-	-	-	-	24
Brandon Campbell	4	-	-	-	-	-	-	-	24
Christian Trahan	3	-	-	-	-	-	-	-	18
Jayce Rogers	2	-	-	-	-	-	-	-	12
Peyton Sawyer	1	-	-	-	-	-	-	-	6
Nelson Ceaser	1	-	-	-	-	-	-	-	6
Joseph Manjack IV	1	-	-	-	-	-	-	-	6
Matt Byrnes	1	-	-	-	-	-	-	-	6
Total	58	13-19	53-54	2	1	1	0	0	446
Opponents	51	17-23	43-44	1	0	0	0	0	402

Field Goals

Player	fg	pct.	01-19	20-29	30-39	40-49	50-99	lg	blk
Bubba Baxa	9-14	64.3	0-0	3-4	6-6	0-3	0-1	37	1
Kyle Ramsey	4-5	80.0	0-0	3-4	0-0	1-1	0-0	42	0
Opponents	17-23	73.9	0-0	7-8	7-8	3-7	0-0	47	2

FG Sequence

Team Name	Houston	Opponents
UTSA	(35),(35)	(37),(39)
Texas Tech	(24),(47),(35),(20)	(25),46,(47),45
Kansas	(20)	(22),(33)
Rice	(37),(32)	(42),(43)
Tulane	54,47,(36)	21
Memphis	21	(36),(28),(26),(39)
Navy	(),(24)	41,47
SMU	49	
Tulsa	27,(42),(20),(23)	(29),(35),(38)
South Fla.		31
Temple		(22)
East Carolina		(21)

Numbers in parentheses indicate field goal was made

All Purpose

Player	g	rush	rcv	pr	kr	ir	total	avg/g
Nathaniel Dell	12	9	1354	153	0	0	1516	126.3
Matthew Golden	10	0	567	0	116	0	683	68.3
Stacy Sneed	11	489	131	0	0	0	620	56.4
Ta'Zhawn Henry	8	318	232	0	0	0	550	68.8
Brandon Campbell	9	409	90	0	0	0	499	55.4
KeSean Carter	12	0	497	0	0	0	497	41.4
Clayton Tune	12	489	0	0	0	0	489	40.8
Jayce Rogers	11	0	0	0	396	82	478	43.5
Samuel Brown	11	0	471	0	0	0	471	42.8
Peyton Sawyer	12	0	104	2	291	0	397	33.1
Christian Trahan	12	0	237	0	0	0	237	19.8
Joseph Manjack IV	4	0	123	0	0	0	123	30.8
Matt Byrnes	12	0	37	0	29	0	66	5.5
Art Green	11	0	0	0	0	65	65	5.9
Nelson Ceaser	12	0	0	0	0	32	32	2.7
Gervarius Owens	11	0	0	0	0	24	24	2.2
Thabo Mwaniki	12	0	0	0	0	19	19	1.6
Logan Compton	10	0	0	0	11	0	11	1.1
Bryan Henry	4	0	0	0	10	0	10	2.5
C.J. Nelson	12	0	7	0	0	0	7	0.6
Khiyon Wafer	6	0	6	0	0	0	6	1.0
Lucas Coley	3	4	0	0	0	0	4	1.3
Ja'Kori Morgan	10	0	0	0	3	0	3	0.3
Kelan Walker	12	4	-3	0	0	0	1	0.1
Team	12	-12	0	0	0	0	-12	-1.0
Total	12	1710	3853	155	856	222	6796	566.3
Opponents	12	1732	3428	51	501	139	5851	487.6

Individual Game-by-Game
Passing

#3 Clayton Tune	Comp	Att	Int	Pct	Yards	TD	Long	Sacked	Effic.
UTSA	22	32	0	68.8	206	3	37	4-17	153.8
Texas Tech	20	39	1	51.3	266	1	63	2-16	111.9
Kansas	22	31	1	71.0	272	1	39	4-15	148.9
Rice	19	26	1	73.1	249	2	40	1-8	171.2
Tulane	22	33	0	66.7	208	2	41	2-13	139.6
Memphis	36	57	1	63.2	366	3	37	1-9	131.0
Navy	21	30	0	70.0	261	5	40	1-10	198.1
South Fla.	31	37	0	83.8	380	4	52	0-0	205.7
SMU	36	53	3	67.9	527	7	42	2-12	183.7
Temple	29	40	1	72.5	289	3	44	2-24	152.9
East Carolina	32	44	1	72.7	435	4	47	0-0	181.2
Tulsa	26	47	1	55.3	386	2	53	2-20	134.1
Totals	316	469	10	67.4	3845	37	63	21-144	158.0

Rushing

Player	No-Yds/TD	UTSA	TTU	KU	Rice	Tulane	Mem	Navy	USF	SMU	Temple	ECU	Tulsa
Clayton Tune	117-489/5	15-49/1	6--3/0	16-63/1	8-26/0	14-56/0	7-20/1	9-43/0	3-19/0	12-111/1	11-29/1	6-43/0	10-33/0
Brandon Campbell	83-409/4	15-49/0	16-80/1	5-48/1	DNP	19-66/1	12-53/0	4-38/0	6-25/0	DNP	DNP	2-17/1	4-33/0
Ta'Zawn Henry	75-318/3	8-25/0	3-2/0	15-56/1	17-112/1	8-25/0	DNP	DNP	DNP	DNP	4-24/0	11-20/1	9-54/0
Stacy Sneed	70-489/5	6-15/0	3-9/0	-	6-37/0	6-30/0	4-24/0	20-100/0	10-60/2	4-71/1	11-143/2	DNP	-
Nathaniel Dell	4-9/0	-	-	1-3/0	1-3/0	-	-	-	1-3/0	1-0/0	-	-	-
Lucas Coley	3-4/0	DNP	DNP	DNP	DNP	DNP	DNP	DNP	1-1/0	-	DNP	2-3/0	DNP
Kelan Walker	3-4/0	-	-	2-4/0	-	-	-	-	-	-	-	1-0/0	-

Receiving

Player	No-Yds/TD	UTSA	TTU	KU	Rice	Tulane	Mem	Navy	USF	SMU	Temple	ECU	Tulsa
Nathaniel Dell	103-1354/15	5-50/2	7-120/0	6-76/0	7-134/1	8-73/2	10-81/1	8-93/2	9-112/2	13-180/2	12-98/1	9-176/1	9-161/1
Samuel Brown	41-471/4	-	-	-	-	4-34/0	9-116/0	5-33/2	6-86/0	6-54/2	8-91/0	DNP	3-57/0
Matthew Golden	36-567/7	2-46/0	2-25/1	3-26/0	4-49/1	2-32/0	4-55/0	DNP	DNP	5-105/1	3-60/1	8-127/2	3-42/1
KeSean Carter	35-497/4	3-10/0	1-3/0	2-26/0	1-17/0	2-41/0	4-36/2	3-62/0	7-102/1	8-136/1	-	2-31/0	2-33/0
Christian Trahan	23-237/3	3-14/0	2-22/0	-	-	1-9/0	5-73/0	1-28/0	1-21/0	1-1/1	2-19/1	6-48/1	1-2/0
Stacy Sneed	21-131/0	2-22/0	-	-	2--4/0	2-18/0	2-2/0	2-11/0	3-13/0	4-52/0	3-6/0	DNP	1-11/0
Ta'Zawn Henry	20-232/1	2-12/0	3-32/0	5-107/1	1-7/0	-	DNP	DNP	DNP	DNP	-	4-56/0	5-18/0
Brandon Campbell	15-90/0	2-10/0	4-54/0	3-12/0	DNP	2--5/0	1-4/0	-	2-6/0	DNP	DNP	-	1-9/0
Joseph Manjack IV	11-123/1	3-42/1	1-10/0	3-25/0	4-46/0	DNP	DNP	DNP	DNP	DNP	DNP	DNP	DNP
Peyton Sawyer	6-104/1	-	-	-	-	-	-	-	3-40/1	-	1-15/0	1--4/0	1-53/0
Matt Byrnes	3-37/1	-	-	-	-	-	-	2-34/1	-	-	-	1-3/0	-
C.J. Nelson	2-7/0	-	-	-	-	-	-	-	2-7/0	-	-	-	-
Kelan Walker	2--3/0	-	-	-	-	-	1--1/0	-	-	-	-	1--2/0	-
Khiyon Wafer	1-6/0	DNP	DNP	DNP	-	1-6/0	-	-	-	DNP	DNP	-	DNP

Houston Game-by-Game

Date	Opponent	Rushing				Receiving				Passing				Kick Returns				Punt Returns				tot off		
		no.	yds	td	lg	no.	yds	td	lg	cmp	att	int	yds	td	lg	no.	yds	td	lg	no.	yds		td	lg
09/03/2022	at UTSA	44	138	1	15	22	206	3	37	22	32	0	206	3	37	1	22	0	22	1	8	0	8	344
09/10/2022	at Texas Tech	29	87	1	18	20	266	1	63	20	39	1	266	1	63	2	40	0	27	1	35	0	35	353
09/17/2022	Kansas	39	174	3	40	22	272	1	39	22	31	1	272	1	39	4	79	0	31	0	0	0	0	446
09/24/2022	Rice	32	178	1	28	19	249	2	40	19	26	1	249	2	40	3	71	0	28	3	26	0	17	427
09/30/2022	Tulane	48	175	1	14	22	208	2	41	22	33	0	208	2	41	1	20	0	20	0	0	0	0	383
10/07/2022	at Memphis	23	97	1	34	36	366	3	37	36	58	1	366	3	37	3	146	1	100	1	2	0	2	463
10/22/2022	at Navy	34	180	0	35	21	261	5	40	21	30	0	261	5	40	2	3	0	3	1	14	0	14	441
10/29/2022	South Fla.	25	103	2	15	33	387	4	52	33	39	0	387	4	52	2	35	0	29	1	0	0	0	490
11/05/2022	at SMU	17	182	2	55	37	528	7	42	37	54	3	528	7	42	8	221	0	60	0	0	0	0	710
11/12/2022	Temple	26	196	3	32	29	289	3	44	29	40	1	289	3	44	5	94	0	35	0	0	0	0	485
11/19/2022	at East Carolina	24	80	2	17	32	435	4	47	32	44	1	435	4	47	1	38	0	38	1	2	0	2	515
11/26/2022	Tulsa	23	120	0	44	26	386	2	53	26	47	1	386	2	53	6	87	0	23	2	68	1	68	506
Houston		364	1710	17	55	319	3853	37	63	319	473	10	3853	37	63	38	856	1	100	11	155	1	68	5563
Opponents		416	1732	18	49	283	3428	31	60	283	448	7	3428	31	60	25	501	0	53	13	51	0	14	5160

Houston Averages

Games	Avg/ rush	Avg/ catch	Pass effic	KR avg	PR avg	All purpose avg/game	Total offense avg/game
12	4.7	12.1	157.5	22.5	14.1	566.3	463.6

Date	Opponent	Tackles			Sacks	Fumble		Pass Defense			blkd kick	PAT attempts			off			
		ua	a	total		tfl-yds	no-yds	ff	fr-yds	int-yds		qbh	brup	kick	rush	rcv	saf	t/o
09/03/2022	at UTSA	32	36	68	6.0-18	3-8	0	0-0	1-32	5	3	0	3-3	1	1	0	7	37
09/10/2022	at Texas Tech	60	28	88	14.0-67	6-49	1	0-0	3-115	3	5	0	3-3	0	0	0	10	30
09/17/2022	Kansas	40	14	54	6.0-16	0-0	0	0-0	0-0	0	3	0	3-4	0	0	0	0	30
09/24/2022	Rice	39	18	57	6.0-30	3-16	2	1-11	1-19	2	5	0	4-4	0	0	0	0	34
09/30/2022	Tulane	35	14	49	5.0-26	2-18	1	1-2	0-0	1	5	1	3-3	0	0	0	7	24
10/07/2022	at Memphis	42	30	72	11.0-36	4-21	1	1-0	0-0	0	4	0	3-3	0	0	0	0	33
10/22/2022	at Navy	35	48	83	7.0-21	1-8	0	0-0	2-56	2	2	1	5-5	0	0	0	14	38
10/29/2022	South Fla.	40	24	64	7.0-24	3-12	1	0-0	0-0	2	3	0	6-6	0	0	0	0	42
11/05/2022	at SMU	47	32	79	4.0-4	1-1	2	0-0	0-0	2	2	0	9-9	0	0	0	0	63
11/12/2022	Temple	52	26	78	7.0-15	1-6	2	1-0	0-0	0	8	0	5-5	1	0	0	7	43
11/19/2022	at East Carolina	22	28	50	8.0-35	3-18	2	0-0	0-0	2	5	0	6-6	0	0	0	0	42
11/26/2022	Tulsa	42	24	66	8.0-33	3-25	1	0-0	0-0	1	3	0	3-3	0	0	0	0	30
Houston		486	322	808	89.0-325	30-182	13	4-13	7-222	20	48	2	53-54	2	1	0	45	446
Opponents		478	268	746	63.0-246	21-144	14	9-62	10-139	37	37	1	43-44	1	0	0	62	402

Date	Opponent	Punting										Field Goals			Kickoffs			
		no.	yds	avg	long	blkd	tb	fc	50+	i20	md-att	long	blkd	no.	yds	avg	tb	ob
09/03/2022	at UTSA	5	233	46.6	53	0	1	2	2	0	2-2	35	0	5	329	65.8	2	2
09/10/2022	at Texas Tech	5	257	51.4	67	0	0	0	2	3	3-4	35	0	5	338	67.6	3	1
09/17/2022	Kansas	3	125	41.7	46	0	0	0	0	2	1-1	20	0	5	325	65.0	5	0
09/24/2022	Rice	3	148	49.3	55	0	0	3	1	2	2-2	37	0	7	451	64.4	4	0
09/30/2022	Tulane	4	159	39.8	52	0	0	0	1	0	1-3	36	1	4	259	64.8	3	0
10/07/2022	at Memphis	5	221	44.2	59	0	1	0	1	0	0-1	0	0	4	221	55.3	2	0
10/22/2022	at Navy	1	43	43.0	43	0	0	0	0	0	1-1	24	0	7	436	62.3	3	1
10/29/2022	South Fla.	2	90	45.0	48	0	0	0	0	0	0-0	0	0	7	381	54.4	3	0
11/05/2022	at SMU	0	0	0.0	0	0	0	0	0	0	0-1	0	0	8	461	57.6	3	0
11/12/2022	Temple	2	65	32.5	35	0	0	0	0	1	0-0	0	0	7	414	59.1	3	0
11/19/2022	at East Carolina	3	152	50.7	59	0	0	2	1	0	0-0	0	0	7	445	63.6	4	0
11/26/2022	Tulsa	4	156	39.0	50	0	0	0	1	1	3-4	42	0	6	386	64.3	3	0
Houston		37	1649	44.6	67	0	2	7	9	9	13-19	42	1	72	4446	61.8	38	4
Opponents		36	1579	43.9	59	0	0	20	8	12	17-23	47	2	73	4279	58.6	24	0

Opponent Game-by-Game

Date	Opponent	Rushing				Receiving				Passing				Kick Returns				Punt Returns				tot off		
		no.	yds	td	lg	no.	yds	td	lg	cmp	att	int	yds	td	lg	no.	yds	td	lg	no.	yds		td	lg
09/03/2022	at UTSA	28	104	1	38	28	337	3	51	28	45	1	337	3	51	0	0	0	0	1	1	0	1	441
09/10/2022	at Texas Tech	44	118	2	27	36	350	2	54	36	59	3	350	2	54	1	19	0	19	2	2	0	3	468
09/17/2022	Kansas	43	280	3	37	14	158	3	60	14	23	0	158	3	60	0	0	0	0	0	0	0	0	438
09/24/2022	Rice	25	92	2	34	25	334	1	52	25	40	1	334	1	52	3	34	0	18	0	0	0	0	426
09/30/2022	Tulane	28	84	0	23	16	189	3	33	16	26	0	189	3	33	1	33	0	33	2	21	0	14	273
10/07/2022	at Memphis	41	156	1	37	22	282	2	41	22	34	0	282	2	41	1	33	0	33	2	7	0	5	438
10/22/2022	at Navy	50	201	1	25	6	125	1	52	6	13	2	125	1	52	3	72	0	30	1	0	0	0	326
10/29/2022	South Fla.	31	154	3	37	24	275	1	40	24	34	0	275	1	40	2	15	0	15	2	8	0	6	429
11/05/2022	at SMU	46	263	2	49	28	379	9	47	28	37	0	379	9	47	5	118	0	53	0	0	0	0	642
11/12/2022	Temple	26	47	2	21	42	486	3	43	42	59	0	486	3	43	3	46	0	20	0	0	0	0	533
11/19/2022	at East Carolina	22	118	0	37	17	197	0	55	17	35	0	197	0	55	3	59	0	22	0	0	0	0	315
11/26/2022	Tulsa	32	115	1	37	25	316	3	52	25	43	0	316	3	52	3	72	0	29	3	12	0	12	431
Opponents		416	1732	18	49	283	3428	31	60	283	448	7	3428	31	60	25	501	0	53	13	51	0	14	5160
Houston		364	1710	17	55	319	3853	37	63	319	473	10	3853	37	63	38	856	1	100	11	155	1	68	5563

Opponents Averages

Games	Avg/ rush	Avg/ catch	Pass effic	KR avg	PR avg	All purpose avg/game	Total offense avg/game
12	4.2	12.1	147.2	20.0	3.9	487.6	430.0

Date	Opponent	Tackles				Sacks no-yds	Fumble ff fr-yds	Pass Defense			blkd kick	PAT attempts			off							
		ua	a	total	tfl-yds			int-yds	qbh	brup		kick	kick	rush	rcv	saf	t/o	pts				
09/03/2022	at UTSA	41	44	85	9.0-33	4-17	1	1-0	0-0	4	5	0	3-3	1	0	0	0	0	0	0	0	35
09/10/2022	at Texas Tech	42	14	56	4.0-21	2-16	1	1-0	1-11	5	4	0	3-3	0	0	0	0	0	0	0	0	33
09/17/2022	Kansas	46	14	60	6.0-23	4-15	1	1-0	1-26	1	2	0	6-6	0	0	0	0	0	7	48		
09/24/2022	Rice	44	16	60	5.0-18	1-8	0	0-0	1-0	0	2	0	3-3	0	0	0	0	0	7	27		
09/30/2022	Tulane	53	24	77	4.0-18	2-13	1	1-57	0-0	8	3	1	3-3	0	0	0	0	0	7	27		
10/07/2022	at Memphis	44	18	62	7.0-15	1-9	0	0-0	1-4	5	7	0	2-2	0	0	0	0	0	7	32		
10/22/2022	at Navy	32	38	70	6.0-18	1-10	3	3-5	0-0	0	3	0	2-2	0	0	0	0	0	7	20		
10/29/2022	South Fla.	34	26	60	3.0-4	0-0	2	1-0	0-0	4	2	0	3-3	0	0	0	0	0	6	27		
11/05/2022	at SMU	28	22	50	2.0-12	2-12	0	0-0	3-61	4	2	0	11-11	0	0	0	0	0	14	77		
11/12/2022	Temple	43	16	59	3.0-31	2-24	3	1-0	1-35	1	2	0	3-4	0	0	0	0	0	7	36		
11/19/2022	at East Carolina	26	24	50	7.0-17	0-0	0	0-0	1-2	1	1	0	0-0	0	0	0	0	0	0	3		
11/26/2022	Tulsa	45	12	57	7.0-36	2-20	2	0-0	1-0	4	4	0	4-4	0	0	0	0	0	0	37		
Opponents		478	268	746	63.0-246	21-144	14	9-62	10-139	37	37	1	43-44	1	0	0	0	62	402			
Houston		486	322	808	89.0-325	30-182	13	4-13	7-222	20	48	2	53-54	2	1	0	45	446				

Date	Opponent	Punting										Field Goals			Kickoffs			
		no.	yds	avg	long	blkd	tb	fc	50+	i20	md-att	long	blkd	no.	yds	avg	tb	ob
09/03/2022	at UTSA	4	164	41.0	58	0	0	1	1	2	2-2	39	0	4	260	65.0	2	0
09/10/2022	at Texas Tech	4	178	44.5	53	0	0	2	1	2	2-4	47	0	5	293	58.6	2	0
09/17/2022	Kansas	2	86	43.0	53	0	0	1	1	1	2-2	33	0	9	561	62.3	5	0
09/24/2022	Rice	3	143	47.7	51	0	0	0	1	0	2-2	43	0	6	386	64.3	3	0
09/30/2022	Tulane	4	193	48.3	59	0	0	3	1	1	0-1	0	1	4	248	62.0	0	0
10/07/2022	at Memphis	3	129	43.0	51	0	0	2	1	1	4-4	39	0	8	498	62.3	5	0
10/22/2022	at Navy	2	95	47.5	50	0	0	1	1	0	0-2	0	1	4	169	42.3	0	0
10/29/2022	South Fla.	2	87	43.5	46	0	0	1	0	0	0-1	0	0	4	246	61.5	2	0
11/05/2022	at SMU	1	32	32.0	32	0	0	1	0	1	0-0	0	0	12	647	53.9	3	0
11/12/2022	Temple	0	0	0.0	0	0	0	0	0	0	1-1	22	0	7	364	52.0	0	0
11/19/2022	at East Carolina	6	253	42.2	50	0	0	5	1	3	1-1	21	0	2	129	64.5	1	0
11/26/2022	Tulsa	5	219	43.8	49	0	0	3	0	1	3-3	38	0	8	478	59.8	1	0
Opponents		36	1579	43.9	59	0	0	20	8	12	17-23	47	2	73	4279	58.6	24	0
Houston		37	1649	44.6	67	0	2	7	9	9	13-19	42	1	72	4446	61.8	38	4

3rd-Down Conversions

Date	Opponent	Score	Overall	1st Qtr	2nd Qtr	3rd Qtr	4th Qtr	Overtime
09/03/2022	at UTSA	Wot3 37-35	13-21 61.9	3-4 75.0	2-4 50.0	0-3 0.0	5-6 83.3	0-1 0.0
09/10/2022	at Texas Tech	Lot2 30-33	5-16 31.3	1-2 50.0	1-5 20.0	1-3 33.3	0-3 0.0	2-3 66.7
09/17/2022	Kansas	L 30-48	7-13 53.8	2-3 66.7	1-4 25.0	1-1 100.0	3-5 60.0	0-1 0.0
09/24/2022	Rice	W 34-27	6-12 50.0	1-2 50.0	1-3 33.3	2-3 66.7	2-4 50.0	0-0 0.0
09/30/2022	Tulane	Lot1 24-27	9-18 50.0	2-4 50.0	1-4 25.0	3-5 60.0	3-4 75.0	0-0 0.0
10/07/2022	at Memphis	W 33-32	6-16 37.5	2-4 50.0	4-7 57.1	0-3 0.0	0-2 0.0	0-0 0.0
10/22/2022	at Navy	W 38-20	7-12 58.3	2-2 100.0	2-3 66.7	1-3 33.3	2-4 50.0	0-0 0.0
10/29/2022	South Fla.	W 42-27	7-11 63.6	1-2 50.0	5-5 100.0	0-1 0.0	1-3 33.3	0-0 0.0
11/05/2022	at SMU	L 63-77	1-5 20.0	1-1 100.0	0-2 0.0	0-1 0.0	0-1 0.0	0-0 0.0
11/12/2022	Temple	W 43-36	7-13 53.8	2-4 50.0	1-4 25.0	3-3 100.0	1-2 50.0	0-0 0.0
11/19/2022	at East Carolina	W 42-3	6-12 50.0	2-4 50.0	2-2 100.0	1-2 50.0	1-4 25.0	0-0 0.0
11/26/2022	Tulsa	L 30-37	3-13 23.1	3-5 60.0	0-1 0.0	0-4 0.0	0-3 0.0	0-0 0.0
Houston			77-162 47.5	22-37 59.5	20-44 45.5	12-32 37.5	18-41 43.9	2-5 40.0
Opponents			74-167 44.3	17-38 44.7	21-43 48.8	21-41 51.2	14-42 33.3	0-2 0.0

4th-Down Conversions

Date	Opponent	Score	Overall	1st Qtr	2nd Qtr	3rd Qtr	4th Qtr	Overtime
09/03/2022	at UTSA	Wot3 37-35	0-0 0.0	0-0 0.0	0-0 0.0	0-0 0.0	0-0 0.0	0-0 0.0
09/10/2022	at Texas Tech	Lot2 30-33	0-1 0.0	0-0 0.0	0-1 0.0	0-0 0.0	0-0 0.0	0-0 0.0
09/17/2022	Kansas	L 30-48	0-1 0.0	0-0 0.0	0-0 0.0	0-0 0.0	0-1 0.0	0-0 0.0
09/24/2022	Rice	W 34-27	0-1 0.0	0-0 0.0	0-0 0.0	0-0 0.0	0-1 0.0	0-0 0.0
09/30/2022	Tulane	Lot1 24-27	1-1 100.0	0-0 0.0	1-1 100.0	0-0 0.0	0-0 0.0	0-0 0.0
10/07/2022	at Memphis	W 33-32	3-5 60.0	0-0 0.0	1-1 100.0	0-2 0.0	2-2 100.0	0-0 0.0
10/22/2022	at Navy	W 38-20	2-2 100.0	0-0 0.0	0-0 0.0	1-1 100.0	1-1 100.0	0-0 0.0
10/29/2022	South Fla.	W 42-27	0-1 0.0	0-0 0.0	0-0 0.0	0-0 0.0	0-1 0.0	0-0 0.0
11/05/2022	at SMU	L 63-77	3-4 75.0	0-0 0.0	2-2 100.0	0-1 0.0	1-1 100.0	0-0 0.0
11/12/2022	Temple	W 43-36	3-3 100.0	2-2 100.0	1-1 100.0	0-0 0.0	0-0 0.0	0-0 0.0
11/19/2022	at East Carolina	W 42-3	2-2 100.0	0-0 0.0	0-0 0.0	0-0 0.0	2-2 100.0	0-0 0.0
11/26/2022	Tulsa	L 30-37	1-2 50.0	1-1 100.0	0-0 0.0	0-1 0.0	0-0 0.0	0-0 0.0
Houston			15-23 65.2	3-3 100.0	5-6 83.3	1-5 20.0	6-9 66.7	0-0 0.0
Opponents			16-31 51.6	0-3 0.0	5-8 62.5	4-7 57.1	6-12 50.0	1-1 100.0

Time of Possession

Date	Opponent	Score	Overall	1st Qtr	2nd Qtr	3rd Qtr	4th Qtr	Overtime
09/03/2022	at UTSA	Wot3 37-35	35:27	05:11	12:15	03:06	14:55	00:00
09/10/2022	at Texas Tech	Lot2 30-33	22:42	03:01	09:30	06:25	03:46	00:00
09/17/2022	Kansas	L 30-48	28:33	06:47	06:54	07:19	07:33	00:00
09/24/2022	Rice	W 34-27	30:05	06:49	07:50	04:35	10:51	00:00
09/30/2022	Tulane	Lot1 24-27	36:55	08:01	07:46	11:20	09:48	00:00
10/07/2022	at Memphis	W 33-32	26:22	06:23	09:52	04:05	06:02	00:00
10/22/2022	at Navy	W 38-20	28:12	05:27	06:14	07:35	08:56	00:00
10/29/2022	South Fla.	W 42-27	30:07	07:59	08:33	05:28	08:07	00:00
11/05/2022	at SMU	L 63-77	26:28	05:12	05:38	08:59	06:39	00:00
11/12/2022	Temple	W 43-36	28:16	03:31	11:36	06:47	06:22	00:00
11/19/2022	at East Carolina	W 42-3	35:34	07:48	10:41	07:06	09:59	00:00
11/26/2022	Tulsa	L 30-37	30:23	08:30	06:54	07:50	07:09	00:00
Houston			Total 359:04	74:39	103:43	80:35	100:07	00:00
			Avg. 29:55	06:13	08:39	06:43	08:21	00:00
Opponents			Total 363:48	82:19	102:19	76:50	102:20	00:00
			Avg. 30:19	06:52	08:32	06:24	08:32	00:00

##	Player	gp	Tackles				tfl/yds	Sacks	Pass defense			Fumbles		blkd	
			ua	a	tot	no-yds		int-yds	brup	qbh	fr-yds	ff	kick	saf	
28	Thabo Mwaniki	12	30	18	48	1.5-3	.	1-19	1	.	.	1	.	.	
23	Art Green	11	30	10	40	3-10	.	2-65	7	
14	Mannie Nunnery	10	22	16	38	3-4	1-1	.	2	1	
6	Jayce Rogers	11	26	12	38	3.5-7	.	2-82	3	
17	Atlas Bell	12	16	21	37	6-22	3.5-20	.	.	2	.	1	.	.	
44	D'Anthony Jones	12	27	9	36	12.5-48	7-32	.	.	7	.	4	.	.	
10	Chidozie Nwankwo	11	16	19	35	3.5-5	1-3	.	.	1	
30	Trimarcus Cheeks	12	18	16	34	4-10	1-6	
25	Jamal Morris	12	18	16	34	2-6	
9	Nelson Ceaser	12	16	18	34	10-40	4-25	1-32	2	3	1-11	1	1	.	
5	Hasaan Hypolite	10	16	16	32	0.5-1	
32	Jalen Emery	11	22	4	26	1-2	.	.	6	
95	Jamykal Neal	12	11	13	24	2-15	1-11	.	1	1	
29	Treylin Payne	12	10	12	22	1.5-5	
0	Derek Parish	4	13	7	20	8.5-51	5-37	.	.	2	.	1	.	.	
19	Alex Hogan	6	15	5	20	0.5-2	.	.	10	
13	Sedrick Williams	12	10	9	19	6-12	1-2	
12	Demarcus Griffin-Taylor	12	12	4	16	1-1	.	.	1	
21	Abdul-Lateef Audu	8	15	1	16	1-4	.	.	1	
24	Malik Robinson	2	5	10	15	0.5-1	0.5-1	.	1	
20	Antonio Brooks	7	11	1	12	1-1	.	.	1	
56	Latrell Bankston	12	9	3	12	5-29	2-15	
93	Jamaree Caldwell	8	5	5	10	3.5-19	2-15	1	.	
91	Anthony Holmes Jr.	4	5	1	6	0.5-0	.	.	.	1	
36	Jalen Garner	10	2	2	4	
16	Noah Guzman	12	2	2	4	1-0	1	.	.	
92	Hakeem Ajijolaiya	12	2	2	4	1-2	.	.	.	
81	C.J. Nelson	12	1	2	3	
33	Garrison Vaughn	11	2	1	3	1-14	1-14	
40	Aaron Willis	4	2	1	3	1	.	.	
3	Clayton Tune	12	2	.	2	
43	Perry Olsen	4	.	1	1	
45	Nadame Tucker	3	.	1	1	0.5-1	
27	Mike Welch	5	1	.	1	
82	Matt Byrnes	12	.	1	1	
18	Joseph Manjack IV	4	1	.	1	
20	Brandon Campbell	9	.	1	1	
52	Ken Savannah	12	.	1	1	
29	Kelan Walker	12	1	.	1	
85	Christian Trahan	12	1	.	1	
80	Ja'Kori Morgan	10	.	1	1	
99	Justin Beadles	4	.	1	1	
4	Ta'Zhawn Henry	8	1	.	1	
41	Bubba Baxa	12	
Totals		12	486	322	808	89-325	30-182	7-222	48	20	4-13	13	2	0	
Opponents		12	478	268	746	63-246	21-144	10-139	37	37	9-62	14	1	0	

Total Tackles

Player	S-A	Total	UTSA	TTU	KU	Rice	Tulane	Mem	Navy	USF	SMU	Temple	ECU	Tulsa
Donavan Mutin	40-39	79	8-3	7-3	3-0	DNP	2-1	3-3	5-8	0-3	6-5	4-4	0-5	2-4
Gervarius Owens	50-20	70	1-4	6-2	7-2	0-1	DNP	5-4	4-1	8-0	6-2	7-2	2-0	4-2
Thabo Mwaniki	30-18	48	1-3	-	-	3-3	3-1	-	1-2	9-4	2-1	7-4	2-0	2-0
Art Green	30-10	40	6-2	1-1	4-0	2-0	DNP	4-1	2-0	2-1	2-0	2-1	4-3	1-1
Jayce Rogers	26-12	38	4-2	4-2	1-2	1-0	1-0	3-2	5-1	0-2	2-1	DNP	2-0	3-0
Mannie Nunnery	22-16	38	DNP	3-0	4-2	7-3	3-2	1-2	1-1	2-4	0-2	DNP	1-0	-
Atlas Bell	16-21	37	1-0	-	1-1	1-1	1-0	1-1	2-5	0-1	2-3	2-1	3-4	2-4
D'Anthony Jones	27-9	36	1-0	2-1	3-0	3-0	2-1	4-3	0-1	2-0	4-2	3-0	2-0	1-1
Chidozie Nwankwo	16-19	35	-	-	2-1	DNP	1-0	1-4	1-4	5-1	1-2	2-2	0-2	3-3
Trimarcus Cheeks	18-16	34	-	0-1	1-0	4-2	1-0	1-2	0-5	3-0	-	3-1	0-5	5-0
Jamal Morris	18-16	34	1-1	1-1	3-1	2-0	1-2	0-1	2-3	1-1	5-5	2-1	-	-
Nelson Ceaser	16-18	34	1-2	2-0	-	1-0	1-0	4-2	1-5	0-1	2-3	0-2	1-3	3-0
Hasaan Hypolite	16-16	32	1-2	2-2	1-2	2-2	1-3	2-1	1-1	2-2	4-0	0-1	DNP	DNP
Jalen Emery	22-4	26	-	5-0	-	DNP	-	-	-	1-0	3-1	5-2	1-1	7-0
Jamykal Neal	11-13	24	1-0	0-1	-	3-1	4-1	0-2	2-3	1-1	0-2	-	-	0-2
Treylin Payne	10-12	22	-	1-0	-	-	-	-	2-3	-	1-1	4-2	0-3	2-3
Alex Hogan	15-5	20	2-0	3-1	4-1	2-0	4-3	-	DNP	DNP	DNP	DNP	DNP	DNP
Derek Parish	13-7	20	1-2	8-3	3-1	1-1	DNP	DNP	DNP	DNP	DNP	DNP	DNP	DNP
Sedrick Williams	10-9	19	1-6	2-1	-	-	1-0	1-0	1-0	0-1	1-0	-	1-1	2-0
Abdul-Lateef Audu	15-1	16	DNP	-	DNP	2-0	7-0	3-1	DNP	-	1-0	2-0	-	DNP
Demarcus Griffin-Taylor	12-4	16	1-1	2-0	-	-	-	1-0	-	1-0	1-1	4-2	-	2-0
Malik Robinson	5-10	15	0-7	5-3	DNP	DNP	DNP	DNP	DNP	DNP	DNP	DNP	DNP	DNP
Antonio Brooks	11-1	12	1-0	3-0	1-0	1-0	-	3-0	2-1	DNP	DNP	DNP	DNP	DNP
Latrell Bankston	9-3	12	-	1-0	1-0	2-0	1-0	2-0	-	1-1	-	1-0	0-1	0-1
Jamaree Caldwell	5-5	10	0-1	1-1	0-1	0-1	-	2-1	2-0	DNP	DNP	DNP	DNP	-
Anthony Holmes Jr.	5-1	6	DNP	DNP	DNP	DNP	DNP	DNP	DNP	1-1	1-0	3-0	-	DNP
Hakeem Ajjolaiya	2-2	4	-	-	-	-	-	-	0-2	1-0	-	-	-	1-0
Noah Guzman	2-2	4	-	0-1	-	1-0	-	-	-	-	-	1-0	-	0-1
Jalen Garner	2-2	4	DNP	DNP	-	0-2	-	-	1-0	-	-	-	1-0	-
Garrison Vaughn	2-1	3	-	-	-	0-1	1-0	DNP	-	-	-	-	-	1-0
Aaron Willis	2-1	3	DNP	DNP	DNP	DNP	DNP	DNP	DNP	-	1-1	DNP	1-0	-
C.J. Nelson	1-2	3	-	0-1	-	-	-	-	-	-	-	-	-	1-1
Clayton Tune	2-0	2	-	-	1-0	-	-	-	-	-	1-0	-	-	-
Christian Trahan	1-0	1	-	-	-	-	-	-	-	-	1-0	-	-	-
Mike Welch	1-0	1	-	-	-	1-0	-	DNP	DNP	DNP	DNP	DNP	DNP	DNP
Kelan Walker	1-0	1	-	-	-	-	-	1-0	-	-	-	-	-	-
Joseph Manjack IV	1-0	1	-	1-0	-	-	DNP	DNP	DNP	DNP	DNP	DNP	DNP	DNP
Ta'Zhawn Henry	1-0	1	-	-	-	-	-	DNP	DNP	DNP	DNP	-	1-0	-
Ken Savannah	0-1	1	-	-	-	-	-	-	-	-	-	0-1	-	-
Ja'Kori Morgan	0-1	1	-	0-1	-	-	-	-	-	-	-	DNP	DNP	-
Nadame Tucker	0-1	1	-	0-1	DNP	-	DNP	DNP	DNP	DNP	DNP	DNP	DNP	DNP
Matt Byrnes	0-1	1	-	-	-	-	-	-	-	-	-	-	-	0-1
Perry Olsen	0-1	1	DNP	DNP	DNP	-	-	-	0-1	DNP	DNP	DNP	DNP	DNP
Brandon Campbell	0-1	1	-	0-1	-	DNP	-	-	-	-	DNP	DNP	-	-
Justin Beadles	0-1	1	DNP	DNP	DNP	DNP	DNP	DNP	0-1	DNP	-	-	-	DNP

Tackles for Loss

Player	UA-A	Total	UTSA	TTU	KU	Rice	Tulane	Mem	Navy	USF	SMU	Temple	ECU	Tulsa
D'Anthony Jones	12-1	12.5	1.0-4	1.0-2	1.0-2	2.0-10	-	1.5-8	-	-	1.0-1	2.0-9	2.0-9	1.0-3
Nelson Ceaser	7-6	10.0	1.0-4	1.0-2	-	-	1.0-7	2.5-13	0.5-4	0.5-3	1.5-1	-	1.0-4	1.0-2
Derek Parish	7-3	8.5	0.5-1	6.5-42	1.5-8	-	DNP	DNP	DNP	DNP	DNP	DNP	DNP	DNP
Sedrick Williams	5-2	6.0	2.0-4	-	-	-	1.0-1	1.0-2	1.0-2	-	-	-	1.0-3	-
Atlas Bell	4-4	6.0	-	-	-	-	-	1.0-4	0.5-4	0.5-1	1.0-1	-	1.0-7	2.0-5
Donavan Mutin	4-2	5.0	1.0-4	2.5-4	-	DNP	-	0.5-0	-	-	-	-	-	1.0-2
Latrell Bankston	4-2	5.0	-	-	-	2.0-13	-	-	-	1.0-8	-	1.0-1	0.5-3	0.5-4
Trimarcus Cheeks	3-2	4.0	-	-	1.0-1	1.0-6	-	0.5-2	0.5-0	-	-	1.0-1	-	-
Jamaree Caldwell	2-3	3.5	-	1.5-13	0.5-2	-	-	0.5-2	1.0-2	DNP	DNP	DNP	DNP	-
Jayce Rogers	2-3	3.5	-	0.5-1	-	-	-	0.5-0	1.0-3	0.5-1	-	DNP	-	1.0-2
Chidozie Nwankwo	2-3	3.5	-	-	-	DNP	-	1.0-0	-	1.0-3	-	1.0-1	-	0.5-1
Art Green	3-0	3.0	-	-	1.0-1	-	DNP	-	-	1.0-3	-	-	1.0-6	-
Mannie Nunnery	2-2	3.0	DNP	-	1.0-2	1.0-1	-	0.5-1	-	0.5-0	-	DNP	-	-
Jamykal Neal	1-2	2.0	-	-	-	-	1.0-11	-	0.5-1	0.5-3	-	-	-	-
Jamal Morris	0-4	2.0	-	-	-	-	0.5-2	0.5-2	-	0.5-1	0.5-1	-	-	-
Thabo Mwaniki	1-1	1.5	-	-	-	-	-	-	-	0.5-1	-	-	1.0-2	-
Treylin Payne	1-1	1.5	-	-	-	-	-	-	1.0-4	-	-	-	0.5-1	-
Antonio Brooks	1-0	1.0	-	-	-	-	-	-	1.0-1	DNP	DNP	DNP	DNP	DNP
Abdul-Lateef Audu	1-0	1.0	DNP	-	DNP	-	1.0-4	-	DNP	-	-	-	-	DNP
Jalen Emery	1-0	1.0	-	-	-	DNP	-	-	-	-	-	1.0-2	-	-
Garrison Vaughn	1-0	1.0	-	-	-	-	-	DNP	-	-	-	-	-	1.0-14
Demarcus Griffin-Taylor	1-0	1.0	-	-	-	-	-	-	-	-	-	1.0-1	-	-
Gervarius Owens	0-2	1.0	-	-	-	-	DNP	1.0-2	-	-	-	-	-	-
Malik Robinson	0-1	0.5	0.5-1	-	DNP	DNP	DNP	DNP	DNP	DNP	DNP	DNP	DNP	DNP
Alex Hogan	0-1	0.5	-	0.5-2	-	-	-	-	DNP	DNP	DNP	DNP	DNP	DNP
Nadame Tucker	0-1	0.5	-	0.5-1	DNP	-	DNP	DNP	DNP	DNP	DNP	DNP	DNP	DNP
Anthony Holmes Jr.	0-1	0.5	DNP	DNP	DNP	DNP	DNP	DNP	DNP	0.5-0	-	-	-	DNP
Hasaan Hypolite	0-1	0.5	-	-	-	-	0.5-1	-	-	-	-	-	DNP	DNP

Sacks

Player	UA-A	Total	UTSA	TTU	KU	Rice	Tulane	Mem	Navy	USF	SMU	Temple	ECU	Tulsa
D'Anthony Jones	7-0	7	-	-	-	2-10	-	1-7	-	-	1-1	1-6	1-5	1-3
Derek Parish	4-2	5	0.5-1	4.5-36	-	-	DNP	DNP	DNP	DNP	DNP	DNP	DNP	DNP
Nelson Ceaser	3-2	4	1-4	-	-	-	1-7	1-7	0.5-4	-	-	-	0.5-3	-
Atlas Bell	2-3	3.5	-	-	-	-	-	1-4	0.5-4	0.5-1	-	-	1-7	0.5-4
Latrell Bankston	1-2	2	-	-	-	-	-	-	-	1-8	-	-	0.5-3	0.5-4
Jamaree Caldwell	1-2	2	-	1.5-13	-	-	-	0.5-2	-	DNP	DNP	DNP	DNP	-
Chidozie Nwankwo	1-0	1	-	-	-	DNP	-	-	-	1-3	-	-	-	-
Trimarcus Cheeks	1-0	1	-	-	-	1-6	-	-	-	-	-	-	-	-
Garrison Vaughn	1-0	1	-	-	-	-	-	DNP	-	-	-	-	-	1-14
Jamykal Neal	1-0	1	-	-	-	-	1-11	-	-	-	-	-	-	-
Sedrick Williams	0-2	1	1-2	-	-	-	-	-	-	-	-	-	-	-
Mannie Nunnery	0-2	1	DNP	-	-	-	-	0.5-1	-	0.5-0	-	DNP	-	-
Malik Robinson	0-1	0.5	0.5-1	-	DNP	DNP	DNP	DNP	DNP	DNP	DNP	DNP	DNP	DNP

Houston - Game Highs

RUSHES	48	Tulane (09/30/2022)
YARDS RUSHING	196	Temple (11/12/2022)
YARDS PER RUSH	10.7	at SMU (11/05/2022)
TD RUSHES	3	Temple (11/12/2022)
	3	Kansas (09/17/2022)
PASS ATTEMPTS	58	at Memphis (10/07/2022)
PASS COMPLETIONS	37	at SMU (11/05/2022)
YARDS PASSING	528	at SMU (11/05/2022)
YARDS PER PASS	9.9	South Fla. (10/29/2022)
TD PASSES	7	at SMU (11/05/2022)
TOTAL PLAYS	81	at Memphis (10/07/2022)
	81	Tulane (09/30/2022)
TOTAL OFFENSE	710	at SMU (11/05/2022)
YARDS PER PLAY	10.0	at SMU (11/05/2022)
POINTS	63	at SMU (11/05/2022)
SACKS BY	6	at Texas Tech (09/10/2022)
FIRST DOWNS	34	at SMU (11/05/2022)
PENALTIES	12	at Texas Tech (09/10/2022)
PENALTY YARDS	126	at Texas Tech (09/10/2022)
TURNOVERS	3	at SMU (11/05/2022)
	3	at Navy (10/22/2022)
PUNTS	5	at Texas Tech (09/10/2022)
	5	at Memphis (10/07/2022)
	5	at UTSA (09/03/2022)
PUNTING AVG	51.4	at Texas Tech (09/10/2022)
LONG PUNT	67	at Texas Tech (09/10/2022)
PUNTS INSIDE 20	3	at Texas Tech (09/10/2022)
LONG PUNT RETURN	68	Tulsa (11/26/2022)

Houston - Individual Game Highs

RUSHES	20	Stacy Sneed at Navy (10/22/2022)
YARDS RUSHING	143	Stacy Sneed vs Temple (11/12/2022)
TD RUSHES	2	Stacy Sneed vs Temple (11/12/2022)
	2	Stacy Sneed vs South Fla. (10/29/2022)
LONG RUSH	55	Clayton Tune at SMU (11/05/2022)
PASS ATTEMPTS	57	Clayton Tune at Memphis (10/07/2022)
PASS COMPLETIONS	36	Clayton Tune at SMU (11/05/2022)
	36	Clayton Tune at Memphis (10/07/2022)
YARDS PASSING	527	Clayton Tune at SMU (11/05/2022)
TD PASSES	7	Clayton Tune at SMU (11/05/2022)
LONG PASS	63	Clayton Tune at Texas Tech (09/10/2022)
RECEPTIONS	13	Nathaniel Dell at SMU (11/05/2022)
YARDS RECEIVING	180	Nathaniel Dell at SMU (11/05/2022)
TD RECEPTIONS	2	Matthew Golden at East Carolina (11/19/2022)
	2	Samuel Brown at SMU (11/05/2022)
	2	Nathaniel Dell at SMU (11/05/2022)
	2	Nathaniel Dell vs South Fla. (10/29/2022)
	2	Samuel Brown at Navy (10/22/2022)
	2	Nathaniel Dell at Navy (10/22/2022)
	2	KeSean Carter at Memphis (10/07/2022)
	2	Nathaniel Dell vs Tulane (09/30/2022)
	2	Nathaniel Dell at UTSA (09/03/2022)
LONG RECEPTION	63	Nathaniel Dell at Texas Tech (09/10/2022)
PUNTS	5	Laine Wilkins at Memphis (10/07/2022)
	5	Laine Wilkins at Texas Tech (09/10/2022)
	5	Laine Wilkins at UTSA (09/03/2022)
PUNTING AVG	51.4	Laine Wilkins at Texas Tech (09/10/2022)
LONG PUNT	67	Laine Wilkins at Texas Tech (09/10/2022)
PUNTS INSIDE 20	3	Laine Wilkins at Texas Tech (09/10/2022)
LONG PUNT RETURN	68	Nathaniel Dell vs Tulsa (11/26/2022)
LONG KICKOFF RETURN	100	Jayce Rogers at Memphis (10/07/2022)
TACKLES	13	Thabo Mwaniki vs South Fla. (10/29/2022)
	13	Donavan Mutin at Navy (10/22/2022)
SACKS	4.5	Derek Parish at Texas Tech (09/10/2022)
TACKLES FOR LOSS	6.5	Derek Parish at Texas Tech (09/10/2022)

Opponent - Game Highs

RUSHES	50	at Navy (10/22/2022)
YARDS RUSHING	280	Kansas (09/17/2022)
YARDS PER RUSH	6.5	Kansas (09/17/2022)
TD RUSHES	3	South Fla. (10/29/2022)
	3	Kansas (09/17/2022)
PASS ATTEMPTS	59	at Texas Tech (09/10/2022)
	59	Temple (11/12/2022)
PASS COMPLETIONS	42	Temple (11/12/2022)
YARDS PASSING	486	Temple (11/12/2022)
YARDS PER PASS	10.2	at SMU (11/05/2022)
TD PASSES	9	at SMU (11/05/2022)
TOTAL PLAYS	103	at Texas Tech (09/10/2022)
TOTAL OFFENSE	642	at SMU (11/05/2022)
YARDS PER PLAY	7.7	at SMU (11/05/2022)
POINTS	77	at SMU (11/05/2022)
SACKS BY	4	Kansas (09/17/2022)
	4	at UTSA (09/03/2022)
FIRST DOWNS	35	at Texas Tech (09/10/2022)
PENALTIES	6	at Texas Tech (09/10/2022)
	6	at UTSA (09/03/2022)
PENALTY YARDS	54	at UTSA (09/03/2022)
TURNOVERS	3	at Texas Tech (09/10/2022)
PUNTS	6	at East Carolina (11/19/2022)
PUNTING AVG	48.3	Tulane (09/30/2022)
LONG PUNT	59	Tulane (09/30/2022)
PUNTS INSIDE 20	3	at East Carolina (11/19/2022)
LONG PUNT RETURN	14	Tulane (09/30/2022)

Opponent - Individual Game Highs

RUSHES	25	Tyler Lavine at SMU (11/05/2022)
YARDS RUSHING	146	Tyler Lavine at SMU (11/05/2022)
TD RUSHES	2	Brian Battie vs South Fla. (10/29/2022)
	2	Ari Broussard vs Rice (09/24/2022)
	2	Jalon Daniels vs Kansas (09/17/2022)
LONG RUSH	49	Velton Gardner at SMU (11/05/2022)
PASS ATTEMPTS	59	E.J. Warner vs Temple (11/12/2022)
PASS COMPLETIONS	42	E.J. Warner vs Temple (11/12/2022)
YARDS PASSING	486	E.J. Warner vs Temple (11/12/2022)
TD PASSES	9	Tanner Mordecai at SMU (11/05/2022)
LONG PASS	60	Jalon Daniels vs Kansas (09/17/2022)
RECEPTIONS	10	David Martin-Robinson vs Temple (11/12/2022)
	10	Zakhari Franklin at UTSA (09/03/2022)
YARDS RECEIVING	169	JuanCarlos Santana vs Tulsa (11/26/2022)
TD RECEPTIONS	3	Ben Redding at SMU (11/05/2022)
LONG RECEPTION	60	Torry Locklin vs Kansas (09/17/2022)
FIELD GOALS	4	Chris Howard at Memphis (10/07/2022)
LONG FIELD GOALS	47	Trey Wolff at Texas Tech (09/10/2022)
PUNTS	6	Luke Larsen at East Carolina (11/19/2022)
PUNTING AVG	48.3	Casey Glover vs Tulane (09/30/2022)
LONG PUNT	59	Casey Glover vs Tulane (09/30/2022)
PUNTS INSIDE 20	3	Luke Larsen at East Carolina (11/19/2022)
LONG PUNT RETURN	14	Jha'Quan Jackson vs Tulane (09/30/2022)
LONG KICKOFF RETURN	53	Bryan Massey at SMU (11/05/2022)
TACKLES	14	Nick Anderson vs Tulane (09/30/2022)
SACKS	2	Owen Ostroski vs Tulsa (11/26/2022)
TACKLES FOR LOSS	2	Owen Ostroski vs Tulsa (11/26/2022)
	2	Immanuel Hickman at East Carolina (11/19/2022)
	2	Chad Stephens at East Carolina (11/19/2022)
INTERCEPTIONS	2	Nick Roberts at SMU (11/05/2022)

STARTING LINEUPS

OFFENSE	LT	LG	C	RG	RT	QB	RB	WR	TE/WR	WR	WR
at UTSA	Paul	Johnson	Freeman	Jenkins	Unije	Tune	Henry	Dell	Trahan	Carter	Brown
at Texas Tech	Paul	Johnson	Freeman	Jenkins	Robinson	Tune	Henry	Dell	Trahan	Carter	Golden
Kansas ^	Paul	Johnson	Freeman	Johnson	Robinson	Tune	Henry	Dell	Manjack IV	Carter	Golden
Rice	Paul	Johnson	Freeman	Johnson	Robinson	Tune	Henry	Dell	Trahan	Manjack IV	Golden
Tulane \$	Paul	Johnson	Freeman	Johnson	Robinson	Tune	Henry	Dell	Trahan	Byrnes	Golden
at Memphis	Paul	Johnson	Freeman	Johnson	Robinson	Tune	Campbell	Dell	Trahan	Brown	Golden
at Navy	Paul	Johnson	Freeman	Johnson	Robinson	Tune	Campbell	Dell	Trahan	Brown	Carter
South Florida	Paul	Johnson	Freeman	Todd	Robinson	Tune	Campbell	Dell	Trahan	Brown	Carter
at SMU	Paul	Johnson	Freeman	Johnson	Robinson	Tune	Sneed	Dell	Golden	Brown	Carter
Temple	Paul	Johnson	Freeman	Johnson	Robinson	Tune	Sneed	Dell	Trahan	Brown	Carter
at ECU	Paul	Johnson	Freeman	Johnson	Robinson	Tune	Henry	Dell	Trahan	Golden	Carter
Tulsa	Paul	Johnson	Freeman	Johnson	Robinson	Tune	Henry	Dell	Brown	Golden	Carter

* - Started two running backs | ^ - Started four wide receivers | \$ - Started two tight ends | ! - Started five wide receivers

DEFENSE	END	DT	NG	DE	WILL	MIKE	CB	FS	BS	CB	CB/LB
at UTSA	Ceaser	Williams	Nwankwo	Parish	Robinson	Mutin	Hogan	Owens	Hypolite	Green	Rogers
at Texas Tech	Ceaser	Williams	Nwankwo	Jones	Robinson	Mutin	Hogan	Owens	Hypolite	Green	Rogers
Kansas	Jones	Williams	Nwankwo	Parish	Morris	Mutin	Rogers	Owens	Hypolite	Green	Nunnery
Rice	Ceaser	Neal	Bankston	Parish	Morris	Cheeks	Hogan	Owens	Hypolite	Green	Nunnery
Tulane	Ceaser	Bankston	Nwankwo	Jones	Nunnery	Mutin	Hogan	Mwaniki	Hypolite	Audu	Rogers
at Memphis	Ceaser	Bankston	Nwankwo	Jones	Nunnery	Mutin	Hogan	Owens	Hypolite	Green	Rogers
at Navy	Ceaser	Neal	Nwankwo	Bell	Nunnery	Mutin	Rogers	Owens	Brooks	Green	Cheeks
South Florida	Ceaser	Neal	Nwankwo	Jones	Nunnery	Mutin	Rogers	Owens	Hypolite	Green	Emery
at SMU	Ceaser	Bankston	Nwankwo	Bell	Nunnery	Mutin	Rogers	Owens	Mwaniki	Green	Emery
Temple	Ceaser	Holmes Jr.	Nwankwo	Jones	Morris	Mutin	Payne	Owens	Mwaniki	Green	Emery
at ECU	Ceaser	Williams	Nwankwo	Bell	Cheeks	Mutin	Rogers	Owens	Mwaniki	Green	Emery
Tulsa	Ceaser	Williams	Nwankwo	Bell	Cheeks	Mutin	Rogers	Owens	Mwaniki	Green	Emery

* - Started five defensive backs | \$ - Started five defensive lineman

HOUSTON GIVEAWAYS/TAKEAWAYS COIN TOSS

Game	Giveaways				Takeaways				Game	Result	Score
	Fum	Int	Tot	Dif.	Fum	Int	Tot	Dif.			
UTSA	1	0	1	-	0	1	1	-	at UTSA	Won (Deferred)	W, 37-35
Texas Tech	1	1	2	+1	0	3	3	+1	at Texas Tech	Won (Deferred)	L, 36-33
Kansas	1	1	2	-2	0	0	0	-2	Kansas	Won (Deferred)	L, 48-30
Rice	0	1	1	+1	1	1	2	+1	Rice	Won (Deferred)	W, 34-27
Tulane	1	0	1	-	1	0	1	-	Tulane	Won (Deferred)	L, 27-24
Memphis	0	1	1	-	1	0	1	-	at Memphis	Lost	W, 33-32
Navy	3	0	3	-1	0	2	2	-1	at Navy	Lost	W, 38-20
USF	1	0	1	-1	0	0	0	-1	South Florida	Won (Deferred)	W, 42-27
SMU	0	3	3	-3	0	0	0	-3	at SMU	Won (Deferred)	L, 77-63
Temple	1	1	2	-1	1	0	1	-1	Temple	Won (Deferred)	W, 43-36
at ECU	0	1	1	-1	0	0	0	-1	at ECU	Won (Deferred)	W, 42-3
Tulsa	0	1	0	-1	0	0	0	-1	Tulsa	Lost	L, 37-30

OPENING DRIVES — OFFENSE

Game	1st Half	2nd Half
UTSA	Punt	Punt
Texas Tech	Punt	TOUCHDOWN
Kansas	TOUCHDOWN	Punt
Rice	Punt	TOUCHDOWN
Tulane	Punt	Punt
Memphis	Punt	Downs
Navy	TOUCHDOWN	Fumble
USF	TOUCHDOWN	Punt
SMU	TOUCHDOWN	TOUCHDOWN
Temple	Interception	TOUCHDOWN
at ECU	TOUCHDOWN	TOUCHDOWN
Tulsa	Missed FG	Punt

OPENING DRIVES — DEFENSE

Game	1st Half	2nd Half
UTSA	Punt	Downs
Texas Tech	Field Goal	Punt
Kansas	Punt	TOUCHDOWN
Rice	Punt	TOUCHDOWN
Tulane	Blocked FG	Downs
Memphis	TOUCHDOWN	Fumble
Navy	Interception	Punt
USF	Punt	TOUCHDOWN
SMU	TOUCHDOWN	TOUCHDOWN
Temple	TOUCHDOWN	Downs
at ECU	Punt	Field Goal
Tulsa	Punt	TOUCHDOWN

BIG PLAYS

20-Yard Plus Plays

Yards	Type	Player	Opponent
*100	KR	ROGERS, Jayce	Memphis
63	Pass	DELL, Nathaniel from TUNE, Clayton	Texas Tech
*55	Rush	TUNE, Clayton	SMU
53	Pass	SAWYER, Peyton from TUNE, Clayton	Tulsa
*54	INT	ROGERS, Jayce	Texas Tech
*52	Rush	SNEED, Stacy	SMU
*52	Pass	DELL, Nathaniel from TUNE, Clayton	USF
47	Pass	DELL, Nathaniel from TUNE, Clayton	ECU
44	Rush	HENRY, Ta'Zhawn	Tulsa
*44	Pass	GOLDEN, Matthew from TUNE, Clayton	Temple
*42	Pass	GOLDEN, Matthew from TUNE, Clayton	SMU
41	Pass	DELL, Nathaniel from TUNE, Clayton	SMU
41	KR	SAWYER, Peyton	Memphis
41	Pass	CARTER, KeSean from TUNE, Clayton	Tulane
40	Pass	CARTER, KeSean from TUNE, Clayton	Navy
*40	Rush	CAMPBELL, Brandon	Kansas
*40	Pass	Dell, Nathaniel from TUNE, Clayton	Rice
39	Pass	HENRY, Ta'Zhawn from TUNE, Clayton	Kansas
*37	Pass	CARTER, KeSean from TUNE, Clayton	SMU
37	Pass	TRAHAN, Christian from TUNE, Clayton	Memphis
37	INT	GREEN, Art	Texas Tech
37	Pass	GOLDEN, Matthew from TUNE, Clayton	UTSA
36	Pass	DELL, Nathaniel from TUNE, Clayton	Rice
35	Pass	CAMPBELL, Brandon from TUNE, Clayton	Texas Tech
35	Rush	SNEED, Stacy	Navy
35	PR	DELL, Nathaniel	Texas Tech
34	Rush	CAMPBELL, Brandon	Memphis
*34	Pass	HENRY, Ta'Zhawn from TUNE, Clayton	Kansas
33	Pass	DELL, Nathaniel from TUNE, Clayton	Tulsa
33	Pass	HENRY, Ta'Zhawn from TUNE, Clayton	ECU
32	Rush	SNEED, Stacy	Temple
32	Pass	BROWN, Samuel, from TUNE, Clayton	USF
32	Pass	BROWN, Samuel, from TUNE, Clayton	Memphis
32	INT	CEASER, Nelson	UTSA
31	Pass	BYRNES, Matt from TUNE, Clayton	Navy
31	KR	SAWYER, Peyton	Kansas
30	Pass	DELL, Nathaniel from TUNE, Clayton	Tulsa
*28	Pass	CARTER, KeSean from TUNE, Clayton	USF
28	Rush	CAMPBELL, Brandon	Navy
28	Pass	TRAHAN, Christian from TUNE, Clayton	Navy
28	Rush	HENRY, Ta'Zhawn	Rice
28	Pass	DELL, Nathaniel from TUNE, Clayton	Rice
*27	Pass	GOLDEN, Matthew from TUNE, Clayton	Tulsa
27	Pass	DELL, Nathaniel from TUNE, Clayton	ECU
27	Pass	DELL, Nathaniel from TUNE, Clayton	ECU
27	Pass	SNEED, Stacy from TUNE, Clayton	SMU
27	KR	SAWYER, Peyton	Texas Tech
26	Pass	DELL, Nathaniel from TUNE, Clayton	Tulsa
*26	Pass	GOLDEN, Matthew from TUNE, Clayton	ECU
*26	Pass	GOLDEN, Matthew from TUNE, Clayton	ECU
26	Pass	CARTER, KeSeasn from TUNE, Clayton	USF
25	Pass	GOLDEN, Matthew from TUNE, Clayton	SMU
25	Pass	GOLDEN, Matthew from TUNE, Clayton	Memphis
25	KR	GOLDEN, Matthew	Kansas
24	Pass	SNEED, Stacy	Temple
24	Pass	DELL, Nathaniel from TUNE, Clayton	Temple
24	INT	OWENS, Gervarrius	Texas Tech
*23	Pass	DELL, Nathaniel from TUNE, Clayton	ECU
23	Rush	SNEED, Stacy	Temple
23	Rush	SNEED, Stacy	Temple
23	Pass	GOLDEN, Matthew from TUNE, Clayton	SMU
23	Pass	CARTER, KeSean from TUNE, Clayton	SMU
23	Pass	DELL, Nathaniel from TUNE, Clayton	Navy
23	Pass	MANJACK IV, Joseph from TUNE, Clayton	Rice
22	Rush	CAMPBELL, Brandon	Tulsa
22	Pass	BROWN, Samuel from TUNE, Clayton	Tulsa
*22	Pass	DELL, Nathaniel from TUNE, Clayton	SMU
22	KR	GOLDEN, Matthew	UTSA
21	Pass	DELL, Nathaniel from TUNE, Clayton	SMU
21	Pass	DELL, Nathaniel from TUNE, Clayton	SMU
21	Pass	TRAHAN, Christian from TUNE, Clayton	USF
21	Pass	BROWN, Samuel from TUNE, Clayton	Memphis
21	Pass	DELL, Nathaniel from TUNE, Clayton	Texas Tech
20	Pass	BROWN, Samuel from TUNE, Clayton	Tulsa
20	Rush	TUNE, Clayton	SMU
20	Rush	TUNE, Clayton	Kansas
*20	Pass	MANJACK IV, Joseph from TUNE, Clayton	UTSA
20	Pass	DELL, Nathaniel from TUNE, Clayton	Kansas

*Touchdown scored

Long Plays by the Numbers

Long Plays by Yards	Number	TD
100+	1	1
90-99	0	0
80-89	0	0
70-79	0	0
60-69	1	0
50-59	5	4
40-49	10	4
30-39	20	2
20-29	41	6

Long Plays by the Type

Long Plays by Yards	Number	TD
Rushing	14	3
Passing	53	12
Punt returns	1	0
Kick returns	6	1
Interceptions	4	1
Fumble returns	0	0
Other	0	0
TOTAL	78	18

20-Yard Plus by Player

Player	No.	TD	Rush	Rec.	KR	PR	IR	FR
DELL, Nathaniel	21	3	0	16	0	1	0	0
GOLDEN, Matthew	11	5	0	6	2	0	0	0
SNEED, Stacey	7	1	6	1	0	0	0	0
CARTER, KeSean	6	2	0	6	0	0	0	0
CAMPBELL, Brandon	5	1	4	1	0	0	0	0
TUNE, Clayton	3	1	3	0	0	0	0	0
HENRY, Ta'Zhawn	5	1	2	3	0	0	0	0
SAWYER, Peyton	4	0	0	1	3	0	0	0
BROWN, Samuel	5	0	0	5	0	0	0	0
TRAHAN, Christian	3	0	0	3	0	0	0	0
ROGERS, Jayce	2	2	0	0	1	0	1	0
MANJACK IV, Joseph	2	1	0	2	0	0	0	0
GREEN, Art	1	0	0	0	0	0	1	0
OWENS, Gervarrius	1	0	0	0	0	0	1	0
CEASER, Nelson	1	0	0	0	0	0	1	0
BYRNES, Matt	1	0	0	1	0	0	0	0
TOTAL	78	18	15	45	6	1	4	0

SCORING DRIVES

HOUSTON

Qtr.	Opp.	Time	Scoring Play	Conversion	Play-Yards	TOP	Score (V-H)
2nd	UTSA	14:02	DELL, Nathaniel 11 yd pass from TUNE, Clayton	BAXA, Bubba kick	11-58	5:17,	HOU 7 - UTSA 0
4th	UTSA	14:54	DELL, Nathaniel 10 yd pass from TUNE, Clayton	BAXA, Bubba kick	9-75	4:18,	HOU 14 - UTSA 21
	UTSA	12:19	MANJACK IV, Joseph 20 yd pass from TUNE, Clayton	BAXA, Bubba kick	1-20	0:07,	HOU 21 - UTSA 21
	UTSA	00:23	BAXA, Bubba 35 yd field goal		18-77	10:30,	HOU 24 - UTSA 21
OT	UTSA		BAXA, Bubba 35 yd field goal		4-7	0:00,	HOU 27 - UTSA 24
	UTSA		TUNE, Clayton 1 yd run	Dell pass from Tune	9-25	0:00,	HOU 35 - UTSA 27
2nd	Texas Tech	11:17	BAXA, Bubba 24 yd field goal		7-12	1:49,	HOU 3 - Texas Tech 3
3rd	Texas Tech	13:24	CAMPBELL, Brandon 2 yd run	BAXA, Bubba kick	4-67	1:36	HOU 10 - Texas Tech 17
4th	Texas Tech	12:25	ROGERS, Jayce 54 yd interception return	BAXA, Bubba kick			HOU 17 - Texas Tech 17
	Texas Tech	00:37	BAXA, Bubba 35 yd field goal		4-3	0:20	HOU 20 - Texas Tech 17
OT 1	Texas Tech		GOLDEN, Matthew 15 yd pass from TUNE, Clayton	BAXA, Bubba kick	5-25	0:00	HOU 27 - Texas Tech 20
OT 2	Texas Tech		BAXA, Bubba 20 yd field goal		7-22	0:00	HOU 30 - Texas Tech 27
1st	Kansas	10:01	HENRY, Ta'Zhawn 34 yd pass from TUNE, Clayton	BAXA, Bubba kick	9-82	4:07	KU 0 - HOU 7
	Kansas	07:18	CAMPBELL, Brandon 40 yd run	BAXA, Bubba kick	3-48	1:08	KU 0 - HOU 14
3rd	Kansas	10:30	HENRY, Ta'Zhawn 1 yd run	BAXA, Bubba kick	10-69	4:23	KU 28 - HOU 21
	Kansas	00:00	TUNE, Clayton 14 yd run	BAXA, Bubba kick failed	5-75	2:39	KU 42 - HOU 27
4th	Kansas	04:56	BAXA, Bubba 20 yd field goal,		13-72	5:25	KU 45 - HOU 30
1st	Rice	00:00	GOLDEN, Matthew 19 yd pass from TUNE, Clayton	BAXA, Bubba kick	8-67	5:15	RICE 0 - HOU 7
2nd	Rice	00:58	BAXA, Bubba 20 yd field goal,		10-52	4:08	RICE 14 - HOU 10
3rd	Rice	13:14	DELL, Nathaniel 40 yd pass from TUNE, Clayton	BAXA, Bubba kick	4-75	1:46	RICE 14 - HOU 17
	Rice	6:19	HENRY, Ta'Zhawn 4 yd run	BAXA, Bubba kick	6-80	2:41	RICE 21 - HOU 24
4th	Rice	5:18	BAXA, Bubba 32 yd field goal,		12-60	6:26	RICE 27 - HOU 27
	Rice	3:34	CEASER, Nelson 11 yd fumble return	BAXA, Bubba kick			RICE 27 - HOU 34
2nd	Tulane	6:10	N.Dell 1 yd pass from C.Tune	BAXA, Bubba kick	7-29,	03:28	TLN 7 - HOU 7
4th	Tulane	10:04	B.Campbell 1 yd rush	BAXA, Bubba kick	9-75,	04:06	TLN 14 - HOU14
	Tulane	3:04	N.Dell 14 yd pass from C.Tune	BAXA, Bubba kick	10-80,	05:03	TLN 14 - HOU 21
OT	Tulane		BAXA, Bubba 36 yd field goal		4-7		TLN 21 - HOU 24
2nd	Memphis	6:02	C.Tune 1 yd rush	B.Baxa kick	10-68	4:29	HOU 7 - MEM 14
4th	Memphis	12:44	N.Dell 6 yd pass from C.Tune	C.Trahan pass from C.Tune failed	6-75	2:06	HOU 13 - MEM 26
	Memphis	7:47	J.Rogers 100 yd kickoff return	S.Brown pass from C.Tune failed		00:00	HOU 19 - MEM 29
	Memphis	1:17	K.Carter 13 yd pass from C.Tune	K. Ramsey kick	12-75	02:47	HOU 26 - MEM 32
	Memphis	0:18	K.Carter 2 yd pass from C.Tune	K. Ramsey kick	6-51	00:56	HOU 33 - MEM
1st	Navy	12:06	N.Dell 6 yd pass from C.Tune	K.Ramsey kick	7-75	02:54	HOU 7 - NAVY 0
	Navy	05:29	N.Dell 11 yd pass from C.Tune	K.Ramsey kick	7-35	02:33	HOU 14 - NAVY 0
2nd	Navy	05:18	M.Byrnes 3 yd pass from C.Tune	K.Ramsey kick	9-75	05:02	HOU 21 - NAVY 7
3rd	Navy	06:25	K.Ramsey 24 yd FG		10-68	03:51	HOU 24 - NAVY 14
	Navy	01:36	S.Brown 7 yd pass from C.Tune	K.Ramsey kick	5-17	02:45	HOU 31 - NAVY 14
4th	Navy	04:56	S.Brown 4 yd pass from C.Tune	K.Ramsey kick	9-63	04:49	HOU 38 - NAVY 14
1st	USF	09:43	N.Dell 1 yd pass from C.Tune	K.Ramsey kick	7-65	03:19	USF 0-HOU 7
	USF	00:26	S.Sneed 8 yd rush	K.Ramsey kick	7-68	03:00	USF 14-HOU 14
2nd	USF	09:46	N.Dell 52 yd pass from C.Tune	K.Ramsey kick	7-79	02:27	USF 14-HOU 21
	USF	00:55	Sawyer 12 yd pass from C.Tune	K.Ramsey kick	12-67	05:57	USF 14-HOU 28
3rd	USF	03:48	S.Sneed 12 yd rush	K.Ramsey kick	8-75	03:26	USF 21-HOU 35
4th	USF	11:57	K.Carter 28 yd pass from C.Tune	K.Ramsey kick	3-46	01:28	USF 21-HOU 42
1st	SMU	10:29	C.Tune 55 yd rush	K.Ramsey kick	5-78	02:29	HOU 7-SMU 7
	SMU	04:57	S.Brown 12 yd pass from C.Tune	K.Ramsey kick	6-55	02:32	HOU 14-SMU 14
2nd	SMU	14:53	N.Dell 22 yd pass from C.Tune	K.Ramsey kick	4-75	02:13	HOU 21-SMU 21
	SMU	05:34	K.Carter 37 yd pass from C.Tune	K.Ramsey kick	4-40	00:59	HOU 28-SMU 42
	SMU	01:25	M.Golden 42 yd pass from C.Tune	K.Ramsey kick	5-65	02:48	HOU 35-SMU 49
3rd	SMU	11:17	N.Dell 2 yd pass from C.Tune	K.Ramsey kick	7-60	03:37	HOU 42-SMU 56
	SMU	01:28	C.Trahan 1 yd pass from C.Tune	K.Ramsey kick	9-89	04:00	HOU 49-SMU 63
4th	SMU	09:32	S.Brown 6 yd pass from C.Tune	K.Ramsey kick	9-66	03:15	HOU 56-SMU 70
	SMU	03:37	S.Sneed 52 yd rush	K.Ramsey kick	4-75	01:36	HOU 63-SMU 77
2nd	Temple	14:35	S.Sneed 2 yd rush	K.Ramsey kick	12-54	05:04	TEM 7-7 HOU
	Temple	11:49	Tune 16 yd rush	K.Ramsey kick	6-33	02:39	TEM 7-14 HOU
3rd	Temple	13:42	S.Sneed 23 yd rush	K.Ramsey kick	3-72	01:12	TEM 19-21 HOU
	Temple	05:58	C.Trahan 10 yd pass from C.Tune	K.Ramsey kick	10-62	05:22	TEM 19-28 HOU
4th	Temple	12:49	N.Dell 10 yd pass from C.Tune	K.Ramsey kick	9-77	03:15	TEM 26-35 HOU
	Temple	00:40	M.Golden 44 yd pass from C.Tune	C.Tune rush	5-71	00:42	TEM 36-43 HOU
1st	ECU	10:23	N.Dell 12 yd pass from #3 C.Tune	K.Ramsey kick	7-77	03:13	HOU 7-ECU 0
2nd	ECU	09:24	C.Trahan 9 yd pass from #3 C.Tune	K.Ramsey kick	10-68	05:25	HOU 14- ECU 0
	ECU	05:55	B.Campbell 5 yd rush	K.Ramsey kick	9-92	00:05	HOU 21-ECU 0
3rd	ECU	11:50	M.Golden 26 yd pass from #3 C.Tune	K.Ramsey kick	6-61	03:02	HOU 28-ECU 0
	ECU	04:45	M.Golden 26 yd pass from #3 C.Tune	K.Ramsey kick	5-75	02:53	HOU 35-ECU 3
4th	ECU	06:11	T.Henry 3 yd rush	K.Ramsey kick	14-73	07:53	HOU 42-ECU 3
1st	Tulsa	07:18	N.Dell 68 yd punt return	K.Ramsey kick		02:32	TUL 0-HOU 7
	Tulsa	01:14	M.Golden 27 yd pass from C.Tune	K.Ramsey kick		03:15	TUL 3-1 HOU 4
2nd	Tulsa	08:10	K.Ramsey 42 yd FG		11-58	04:23	TUL 6-HOU 17
	Tulsa	01:57	N.Dell 13 yd pass from C.Tune	K.Ramsey kick	5-75	02:01	TUL 13-HOU 24
3rd	Tulsa	06:42	K.Ramsey 20 yd FG		7-44	02:24	TUL 27-HOU 27
4th	Tulsa	00:52	K.Ramsey 23 yd FG		8-69	01:59	TUL 37-HOU 30

SCORING DRIVES

OPPONENT

Qtr.	Opp.	Time	Scoring Play	Conversion	Play-Yards	TOP	Score (V-H)
2nd	UTSA	12:20	Cephus, Joshua 51 yd pass from Harris, Frank	Sackett, Jared kick	4-65	1:42	HOU 7 - UTSA 7
	UTSA	6:30	Harris, Frank 38 yd run	Sackett, Jared kick	9-80	2:51	HOU 7 - UTSA 14
3rd	UTSA	04:12	Clark, De'Corian 15 yd pass from Harris, Frank	Sackett, Jared kick	10-73	3:12	HOU 7 - UTSA 21
4th	UTSA	0:00	Sackett, Jared 37 yd field goal		6-55	0:23	HOU 24 - UTSA 24
OT1	UTSA	15:00	Sackett, Jared 39 yd field goal		4-3	0:00	HOU 27 - UTSA 27
OT2	UTSA	15:00	Clark, De'Corian 13 yd pass from Harris, Frank	Franklin, Zakhar pass failed	5-25	0:00	HOU 37 - UTSA 35
1st	Texas Tech	11:26	Wolff, Trey 25 yd field goal		9-68	3:34	HOU 0 - Texas Tech 3
2nd	Texas Tech	10:10	Martinez, Nehemi 43 yd pass from Smith, Donovan	(Garcia, Gino kick),	4-65	1:07	HOU 3 - Texas Tech 10
	Texas Tech	00:18	Price, Myles 54 yd pass from Smith, Donovan	(Garcia, Gino kick)	4-69	0:41	HOU 3 - Texas Tech 17
4th	Texas Tech	00:03	Wolff, Trey 47 yd field goal		6-46	0:34	HOU 20 - Texas Tech 20
OT 1	Texas Tech	15:00	Brooks, Tahj 4 yd run	(Wolff, Trey kick)	6-25	0:00	HOU 27 - Texas Tech 27
OT2	Texas Tech	15:00	Smith, Donovan 9 yd run		4-25	0:00	HOU 30 - Texas Tech 33
1st	Kansas	02:43	Daniels, Jalon 12 yd run	Borcila, Jacob kick	9-75	4:35	KU 7 - HOU 14
	Kansas	01:06	Hishaw, Daniel 8 yd run	Borcila, Jacob kick	1-8	0:05	KU 14 - HOU 14
2nd	Kansas	09:01	Grimm, Luke 5 yd pass from Daniels, Jalon	Borcila, Jacob kick	10-84	5:06	KU 21 - HOU 14
	Kansas	01:16	Locklin, Torry 60 yd pass from Daniels, Jalon	Borcila, Jacob kick	7-97	3:51	KU 28 - HOU 14
3rd	Kansas	04:24	Daniels, Jalon 9 yd run	Borcila, Jacob kick	10-75	6:06	KU 35 - HOU 21
	Kansas	02:39	Casey, Jared 8 yd pass from Daniels, Jalon	Borcila, Jacob kick	5-23	1:35	KU 42 - HOU 21
4th	Kansas	10:27	Borcila, Jacob 22 yd field goal		9-70	1:29	KU 45 - HOU 27
	Kansas	03:05	Borcila, Jacob 33 yd field goal		5-31	1:50	KU 48 - HOU 30
2nd	Rice	10:19	Broussard, A. 2 yd rush	C. VanaSickle kick	4-47	1:03	RICE 7 - HOU 7
	Rice	5:13	Broussard, A. 2 yd rush	C. VanaSickle kick	5-63	2:54	RICE 14 - HOU 7
3rd	Rice	10:19	L. McCaffrey 52 yd pass from T. McMahon	C. VanaSickle kick	8-75	4:06	RICE 21 - HOU 17
	Rice	2:38	C. VanaSickle 42 yd FG		10-51	3:41	RICE 24 - HOU 24
4th	Rice	3:13	C. VanaSickle 43 yd FG		7-22	3:13	RICE 27 - HOU 27
2nd	Tulane	12:42	D.Watts 13 yd pass from K.Horton	K.Esnard kick	5-63	02:18	TLN 7 - HOU 0
3rd	Tulane	8:31	J.Canady 57 yd fumble return	K.Esnard kick		01:18	TLN 14 - HOU 7
4th	Tulane	00:39	T.James 3 yd pass from K.Horton	K.Esnard kick	11-75	02:25	TLN 21 - HOU 21
OT	Tulane		T.Spears 10 yd pass from K.Horton		2-25		TLN 27 - HOU 24
1st	Memphis	6:15	B.Thomas 3 yd rush	C.Howard kick	14-78	06:13	HOU 0 - MEM 7
	Memphis	0:00	C.Prieskorn 25 yd pass from S.Henigan	C.Howard kick	6-59	02:24	HOU 0 - MEM 14
2nd	Memphis	3:15	C.Howard 36 yd FG		8-57	02:47	HOU 7 - MEM 17
3rd	Memphis	4:54	C.Howard 28 yd FG		15-89	06:25	HOU 7 - MEM 20
4th	Memphis	14:50	A.Martin 41 yd pass from G.Rogers	J.Ivory pass from S.Henigan failed	4-57	02:03	HOU 7 - MEM 26
	Memphis	8:00	C.Howard 26 yd FG		9-47	04:37	HOU 13 - MEM 29
	Memphis	4:04	C.Howard 39 yd FG		8-22	03:42	HOU 19 - MEM 32
2nd	Navy	10:20	D.Fofana 25 yd rush	D.Davies kick	4-80	01:21	14 HOU-7 NAVY
3rd	Navy	10:16	J.Woodson-Brooks 5 yd fumble return	D.Davies kick		00:49	21 HOU-14 NAVY
4th	Navy	02:28	J.Umbarger 41 yd pass from T.Lavatai	T.Lavatai rush failed	7-64	02:28	38 HOU-20 NAVY
1st	USF	06:48	B.Battie 13 yd rush	S.Shrader kick	5-85	02:48	USF 7-HOU 7
1st	USF	03:34	B.Battie 20 yd rush	S.Shrader kick	4-76	01:42	USF 14-HOU 7
3rd	USF	07:14	M.Dukes 1 yd rush	S.Shrader kick	12-65	05:44	USF 21-HOU 28
4th	USF	01:05	C.Carter 2 yd pass from #12 K.Marsh	D.Jacobs pass from K.Marsh failed	4-67	00:43	USF 27-HOU 42
1st	SMU	13:02	B.Redding 2 yd pass from T.Mordecai	C.Rogers kick	4-41	01:51	SMU 0-7
	SMU	07:36	R.Rice 6 yd pass from T.Mordecai	C.Rogers kick	9-75	02:53	SMU 7-14
	SMU	02:06	R.Rice 9 yd pass from T.Mordecai	C.Rogers kick	8-75	02:51	SMU 14-21
2nd	SMU	11:53	D.Goffney 35 yd pass from T.Mordecai	C.Rogers kick	8-68	02:55	SMU 21-28
	SMU	08:43	T.Mordecai 2 yd rush	C.Rogers kick	8-27	02:45	SMU 21-35
	SMU	06:44	R.Maryland 1 yd pass from T.Mordecai	C.Rogers kick	5-22	01:36	SMU 21-42
	SMU	04:16	B.Redding 10 yd pass from T.Mordecai	C.Rogers kick	3-62	01:13	SMU 28-49
	SMU	00:36	B.Redding 4 yd pass from T.Mordecai	C.Rogers kick	5-63	00:44	SMU 35-56
3rd	SMU	08:11	R.Maryland 3 yd pass from T.Mordecai	C.Rogers kick	11-75	03:06	SMU 42-63
4th	SMU	12:52	K.Dixon 43 yd pass from T.Mordecai	C.Rogers kick	7-74	03:30	SMU 49-7
	SMU	05:13	T.Lavine 15 yd rush	C.Rogers kick	7-50	04:17	SMU 56-77
1st	Temple	10:59	D.Martin-Robinson 13 yd pass from E.Warner	C.Price kick	10-79	03:54	TEM 7-0 HOU
2nd	Temple	05:59	M.Morgan 10 yd rush	C.Price kick	13-75	05:50	TEM 13-14 HOU
	Temple	02:59	E.Saydee 2 yd rush	Z.Baines pass from E.Warner failed	3-61	01:05	TEM 19-14 HOU
3rd	Temple	01:11	A.Anderson Jr. 5 yd pass from E.Warner	C.Price kick	11-70	04:38	TEM 26-28 HOU
4th	Temple	08:47	C.Price 22 yd FG		12-71	04:02	TEM 29-35 HOU
	Temple	01:22	Z.Baines 6 yd pass from E.Warner	C.Price kick	12-73	05:00	TEM 36-35 HOU
3rd	ECU	07:38	A.Conrad 21 yd FG,		7-71	04:12	HOU 28-ECU 3
1st	Tulsa	04:34	Z.Long 29 yd FG		9-66	02:38	TUL 3-7
2nd	Tulsa	12:40	Z.Long 35 yd FG		11-58	03:34	TUL 6-14
	Tulsa	03:58	K.Stokes 1 yd pass from B.Braxton	Z.Long kick	11-70	04:05	TUL 13-HOU 17
	Tulsa	00:23	B.Braxton 37 yd rush	Z.Long kick	7-77	01:28	TUL 20-HOU 24
3rd	Tulsa	13:00	J.Santana 52 yd pass from B.Braxton	Z.Long kick	6-75	02:00	TUL 27-HOU 24
4th	Tulsa	08:13	J.Santana 25 yd pass from B.Braxton	Z.Long kick	6-50	02:20	TUL 34-HOU 27
	Tulsa	02:51	Z.Long 38 yd FG		6-25	03:01	TUL 37-HOU 27

CAREER HIGHS

#	NAME	DL/SO
#92	HAKEEM AJIJOLAIYA	DL/SO
Career Category Season		
2, at Navy (10/22/22)	Tackles	2, at Navy (10/22/22)
1, at UConn (11/27/21)	Tackles for loss	
1, at UConn (11/27/21)	Sacks	
1, Tulane (9/30/22)	Fumble Recovery	1, Tulane (9/30/22)
#21	ABDUL-LATEEF AUDU	DB/JR
Career Category Season		
7, Tulane (9/30/22)	Tackles	7, Tulane (9/30/22)
1, Tulane (9/30/22)	Tackles For Loss	1, Tulane (9/30/22)
#56	LATRELL BANKSTON	DL/SR
Career Category Season		
7, at Rice (9/11/21)	Tackles	2, 3x last USF (10/29/22)
2, 2x, last Rice (9/24/22)	Tackles for loss	2, Rice (9/24/22)
1, 3x, last vs. USF (10/29/22)	Sacks	1, vs. USF (10/29/22)
#41	BUBBA BAXA	K/SR
Career Category Season		
9, USF (11/14/20)	Kickoffs	8, at SMU (11/5/22)
582, USF (11/14/20)	Kickoff Yards	461, at SMU (11/5/22)
69.7, at Texas Tech (9/10/22)	Average	69.7, at Texas Tech (9/10/22)
7, USF (11/14/20)	Touchbacks	5, Kansas (9/17/22)
3, at Texas Tech (9/10/22)	Field Goals	3, at Texas Tech (9/10/22)
50, at North Carolina (9/7/19)	Long FG	37, Rice (9/24/22)
9, Savannah State (9/8/18)*	PAT	4, Rice (9/24/22)
* at Miami		
#99	JUSTIN BEADLES	DL/R-FR
Career Category Season		
1, 2x, last at Navy (10/22/22)	Tackles	1, at Navy (10/22/22)
1, at UConn (11/27/21)	Tackles for loss	
1, at UConn (11/27/21)	Sacks	
#17	ATLIAS BELL	DL/SR
Career Category Season		
7, at Navy (10/22/22)	Tackles	7, at Navy (10/22/22)
2, Tulsa (11/26/22)	Tackles for loss	2, Tulsa (11/26/22)
1.5, UCF (10/31/20)	Sacks	1, at Memphis (10/7/22)
#20	ANTONIO BROOKS	DB/JR
Career Category Season		
3, 4x, last at Navy (10/22/22)	Tackles	3, 3x, last at Navy (10/22/22)
1, at Navy (10/22/22)	Tackles for Loss	1, at Navy (10/22/22)
1, at Navy (10/22/22)	PBU	1, at Navy (10/22/22)
#13	SAMUEL BROWN	WR/R-FR
Career Category Season		
9, at Memphis (10/7/22)	Receptions	9, at Memphis (10/7/22)
116, at Memphis (10/7/22)	Receiving yards	116, at Memphis (10/7/22)
32, 2x, last vs USF (10/29/22)	Long reception	32, 2x, last vs USF (10/29/22)
#82	MATT BYRNES	TE/R-FR
Career Category Season		
2, at Navy (10/22/22)	Receptions	2, at Navy (10/22/22)
34, at Navy (10/22/22)	Receiving Yards	34, at Navy (10/22/22)
31, at Navy (10/22/22)	Long Reception	31, at Navy (10/22/22)
1, at Navy (10/22/22)	Receiving Touchdowns	1, at Navy (10/22/22)
13, at Texas Tech (9/10/22)	Kickoff Return Yards	13, at Texas Tech (9/10/22)
13, at Texas Tech (9/10/22)	Kickoff Return Long	13, at Texas Tech (9/10/22)
#95	JAMAREE CALDWELL	DL/JR
Career Category Season		
3, at Memphis (10/7/22)	Tackles	3, at Memphis (10/7/22)
1.5, at Texas Tech (9/10/22)	Tackles for Loss	1.5, at Texas Tech (9/10/22)
1.5, at Texas Tech (9/10/22)	Sacks	1.5, at Texas Tech (9/10/22)
1, Tulane (9/30/22)	Blocked FG	1, Tulane (9/30/22)

#	NAME	RB/R-FR
#20	BRANDON CAMPBELL	RB/R-FR
Career Category Season		
19, Tulane (9/30/22)	Rushing attempts	19, Tulane (9/30/22)
80, at Texas Tech (9/10/22)	Rushing yards	80, at Texas Tech (9/10/22)
40, vs. Kansas (9/17/22)	Long rush	40, Kansas (9/17/22)
1, 3x, last Tulane (9/30/22)	Rushing touchdowns	1, 3x, last Tulane (9/30/22)
4, at Texas Tech (9/10/22)	Receptions	4, at Texas Tech (9/10/22)
54, at Texas Tech (9/10/22)	Receiving yards	54, at Texas Tech (9/10/22)
35, at Texas Tech (9/10/22)	Long reception	35, at Texas Tech (9/10/22)
#8	KESEAN CARTER	WR/SR
Career Category Season		
11, at Texas (11/29/2019)*	Receptions	8, at SMU (11/5/22)
150, at Texas (11/29/2019)*	Receiving yards	136 at SMU (11/5/22)
41, Tulane (9/30/22)	Long reception	41, Tulane (9/30/22)
2, 2x, last at Memphis (10/7/22)	Receiving touchdowns	2, at Memphis (10/7/22)
1, 2x, last SMU (10/30/21)	Rushing attempts	
6, at Tulane (10/7/21)	Rushing yards	
* at Texas Tech		
#9	NELSON CEASER	DL/SO
Career Category Season		
6, 2x, at Navy (10/22/22)	Tackles	6, 2x, last at Navy (10/22/22)
2.5, at Memphis (10/7/22)	Tackles for Loss	2.5, at Memphis (10/7/22)
1, 3x, last at Memphis (10/7/22)	Sacks	1, 3x, last at Memphis (10/7/22)
1, Tulane (9/30/22)	Forced Fumble	1, Tulane (9/30/22)
1, Rice (9/24/22)	Fumble Recovery	1, Rice (9/24/22)
1, at UTSA (9/3/22)	Interception	1, at UTSA (9/3/22)
32, at UTSA (9/3/22)	INT Return	32, at UTSA (9/3/22)
1, 2x, last Tulane (9/30/22)	PBU	1, 2x, last Tulane (9/30/22)
1, at Navy (10/22/22)	Blocked Kick	1, at Navy (10/22/22)
#30	TRIMARCUS CHEEKS	LB/JR
Career Category Season		
13, The Citadel (3/27/21)*	Tackles	6, Rice (9/24/22)
2.5, Wofford (3/13/21)*	Tackles for loss	1, 3x, last Temple (11/12/22)
1.5, VMI (3/20/21)*	Sacks	1, Rice (9/24/22)
2, The Citadel (11/6/21)*	Forced Fumble	
1, at The Citadel (3/27/21)*	Fumble Recovery	
1, VMI (3/20/21)*	Interceptions	
28, VMI (3/20/21)*	Interception Return Yards	
* at Samford		
#12	LUCAS COLEY	WB/R-FR
Career Category Season		
2, USF (10/29/22)	Passing attempts	2, USF (10/29/22)
2, USF (10/29/22)	Passing completions	2, USF (10/29/22)
7, USF (10/29/22)	Passing yards	7, USF (10/29/22)
4, USF (10/29/22)	Long pass	4, USF (10/29/22)
	Passing touchdowns	
1, USF (10/29/22)	Rushing attempts	1, USF (10/29/22)
1, USF (10/29/22)	Rushing yards	1, USF (10/29/22)
1, USF (10/29/22)	Long rush	1, USF (10/29/22)
#89	LOGAN COMPTON	TE/SO
Career Category Season		
1, Temple (11/12/22)	Kickoff Returns	1, Temple (11/12/22)
11, Temple (11/12/22)	Kickoff Return Yards	1, Temple (11/12/22)

CAREER HIGHS

#1 NATHANIEL DELL	WR/JR
Career	Category
13, at SMU (11/5/22)	Receptions
180, at SMU (11/5/22)	Receiving Yards
63, at Texas Tech (9/10/22)	Long Reception
3, SMU (10/30/21)	Receiving Touchdowns
1, 5x, last at SMU (11/5/22)	Rushing Attempts
5, vs. Texas Tech (9/4/21)	Rushing Yards
5, vs. Texas Tech (9/4/21)	Long Rush
79, UCF (10/31/20)	Kickoff Return Yards
33, Texas Tech (9/4/21)	Long Kickoff Return
68, Tulsa (11/26/22)	Punt Return Yards
68, Tulsa (11/26/22)	Long Punt Return
1, Tulsa (11/26/22)	Punt Return Touchdowns

#32 JALEN EMERY	DB/R-FR
Career	Category
7, 2x, last vs Tulsa (11/26/22)	Tackles
1, Temple (11/12/22)	Tackles For Loss
1, Tulsa (11/26/22)	PBU

#36 JALEN GARNER	LB/R-FR
Career	Category
2, Rice (9/24/22)	Tackles

#10 MATTHEW GOLDEN	WR/FR
Career	Category
8, at ECU (11/19/22)	Receptions
127, at ECU (11/19/22)	Receiving Yards
44, Temple (11/12/22)	Long Reception
2, at ECU (11/19/22)	Receiving Touchdowns
2, at SMU (11/5/22)	Kickoff Returns
52, at SMU (11/5/22)	Kickoff Return Yards
33, at SMU (11/5/22)	Long Kickoff Return

#23 ART GREEN	DB/SR
Career	Category
8, at UTSA (9/3/22)	Tackles
1, 2x, last at ECU (11/19/22)	Tackles For Loss
1, 3x, last at Navy (10/22/22)	Interception
37, at Texas Tech (9/17/22)	Interception Return Yards
1, Tulsa (11/26/22)	PBU

#12 DEMARCUS GRIFFIN-TAYLOR	DB/SO
Career	Category
6, Temple (11/12/22)	Tackles
1, Temple (11/12/22)	Tackle for Loss

#16 NOAH GUZMAN	DB/JR
Career	Category
12, at Baylor (10/31/19)*	Tackles
0.5, Texas Tech (11/9/19)*	Tackles for Loss
1, Temple (11/12/22)	Forced Fumble
1, 2x, last Temple (11/12/22)	Fumble Recovery

*at West Virginia

#4 TA'ZHAWN HENRY	RB/SR
Career	Category
24, vs Houston (9/15/18)*	Rushing attempts
130, at USF (11/6/21)	Rushing yards
97, at USF (11/6/21)	Long rush
4, Houston (9/15/2018)*	Rushing touchdowns
7, Houston (9/15/2018)*	Receptions
107, Kansas (9/17/22)	Receiving yards
39, Kansas (9/17/22)	Long reception
1, 2x, last Kansas (9/17/22)	Receiving touchdowns
47, at UConn 11/27/21)	Kickoff return yards
35, at UConn 11/27/21)	Long kickoff return

*at Texas Tech

#87 BRYAN HENRY	TE/FR
Career	Category
10, at SMU (11/5/22)	Kick Returns Yards
10, at SMU (11/5/22)	Long Kick Return

#19 ALEX HOGAN	DB/JR
Career	Category
8, SMU (10/30/21)	Tackles
0.5, at Texas Tech (9/10/22)	Tackles For Loss
1, 2x, last at Tulsa (10/1/21)	Interceptions
1, at Rice (9/11/21)	INT return for TD
3, Tulane (9/30/22)	PBU

#91 ANTHONY HOLMES JR.	DL/FR
Career	Category
4, Temple (11/12/22)	Tackles
1, Temple (11/12/22)	Tackles For Loss
1, Temple (11/12/22)	Sacks
1, Temple (11/12/22)	Forced Fumble

#5 HASAAN HYPOLITE	DB/JR
Career	Category
10, Hawaii (12/24/20)	Tackles
1, 4x, last at UConn (11/27/21)	Tackles for loss
1, 2x, last Memphis (11/19/21)	PBU
1, 2x, last at Rice (9/11/21)	Interceptions

#44 D'ANTHONY JONES	DL/SR
Career	Category
7, at Memphis (10/7/22)	Tackles
2, 6x, last at ECU (11/19/22)	Tackles for loss
2, 2x, last Rice (9/24/22)	Sacks
2, Rice (9/24/22)	Forced Fumble
1, at Tulane (10/7/21)	Fumble recoveries

#18 JOSEPH MANJACK IV	WR/SO
Career	Category
4, Rice (9/24/22)	Receptions
46, Rice (9/24/22)	Receiving yards
23, Rice (9/24/22)	Long reception
1, at UTSA (9/3/22)	Receiving touchdowns

#22 ALTON MCCASKILL IV	RB/SO
Career	Category
22, at USF (11/6/21)	Rushing attempts
129, at Temple (11/13/21)	Rushing yards
3, 2x, last at USF (11/6/21)	Rushing touchdowns
36, Memphis (11/19/21)	Long rush
4, 2x, last at Auburn (12/28/21)	Receptions
51, at Rice (9/11/21)	Receiving yards
1, 2x, last vs Auburn (12/28/21)	Receiving touchdowns
35, at Rice (9/11/21)	Long reception

CAREER HIGHS

#80 JA'KORI MORGAN	WR/JR
Career Category Season	
1, 5x, last at Texas Tech (9/10/22) Tackles 1, at Texas Tech (9/10/22)	
1, Memphis (11/19/21) Blocked punts	
1, SMU (11/5/22) Kickoff Return 1, SMU (11/5/22)	
3, SMU (11/5/22) Kickoff Return Yards 3, SMU (11/5/22)	
#25 JAMAL MORRIS	LB/SO
Career Category Season	
10, at SMU (11/5/22) Tackles 10, at SMU (11/5/22)	
0.5, 4x last at SMU (11/5/22) Tackles for Loss 0.5, 4x, last at SMU (11/5/22)	
#3 DONAVAN MUTIN	LB/SR
Career Category Season	
13, at Navy (10/22/22) Tackles 13, at Navy (10/22/22)	
2.5, at Texas Tech (9/10/22) Tackles for loss 2.5, at Texas Tech (9/10/22)	
1, 3x, last SMU (10/30/21) Sacks	
2, ECU (10/23/21) Fumbles Forced 1, at SMU (11/5/22)	
1, Texas Tech (9/4/21) Fumbles recovered	
1, at UConn (10/19/19) Interceptions	
1, 2x, last at Temple (11/13/21) Rushing attempts	
38, at Temple (11/13/21) Rushing yards	
38, at Temple (11/13/21) Long rush	
#28 THABO MWANIKI	DB/SR
Career Category Season	
13, USF (10/29/22) Tackles 13, USF (10/29/22)	
1, 2x, last at ECU (11/19/22) Tackles for loss 1, at ECU (11/19/22)	
1, 2x, last at Navy (10/24/20) Interceptions 1, Rice (9/24/22)	
19, Rice (9/24/22) Interceptions Return Yards 19, Rice (9/24/22)	
1, USF (10/29/22) Forced Fumble 1, USF (10/29/22)	
1, 3x, last vs Tulsa (11/26/22) PBU 1, Tulsa (11/26/22)	
#95 JAMYKAL NEAL	DL/SR
Career Category Season	
5, 3x, last at Navy (10/22/22) Tackles 5, 2x, last at Navy (10/22/22)	
2, SMU (10/30/21) Tackles for loss 1, Tulane (9/30/22)	
1, 2x, last Tulane (9/30/22) Sacks 1, Tulane (9/30/22)	
1, 2x, last Rice (9/24/22) PBU 1, Rice (9/24/22)	
#81 CJ NELSON	WR/FR
Career Category Season	
2, USF (10/29/22) Receptions 2, USF (10/29/22)	
7, USF (10/29/22) Receiving yards 7, USF (10/29/22)	
4, USF (10/29/22) Long Reception 4, USF (10/29/22)	
2, Tulsa (11/26/22) Tackles 2, Tulsa (11/26/22)	
#14 MANNIE NUNNERY	LB/SO
Career Category Season	
10, Rice (9/24/22) Tackles 10, Rice (9/24/22)	
1, 6x, last Rice (9/24/22) Tackles for loss 1, 2x, last Rice (9/24/22)	
1, 2x, last ECU (10/23/21) Sacks 0.5, 2x last USF (10/29/22)	
1, ECU (10/23/21) Fumbles forced	
2, at Rice (9/11/21) Blocked punts	
1, SMU (10/30/21) Blocked PAT	
9, at Rice (9/11/21) Punt return yards	
#10 CHIDOZIE NWANKWO	DL/SO
Career Category Season	
6, 2x, last vs Tulsa (11/26/22) Tackles 6, 2x, last vs Tulsa (11/26/22)	
1, 4x, last Temple (11/12/22) Tackles for loss 1, 3x, last Temple (11/12/22)	
1, 2x last USF (10/29/22) Sacks 1, USF (10/29/22)	

#14 IKE OGBOGU	QB/SR
Career Category Season	
22, Grambling (9/18/21) Passing attempts	
14, Grambling (9/18/21) Passing completions	
196, Grambling (9/18/21) Passing yards	
37, Grambling (9/18/21) Long pass	
5, Grambling (9/18/21) Rushing attempts	
8, 2x, last Memphis (11/19/21) Rushing yards	
10, Grambling (9/18/21) Long rush	
#43 PERRY OLSEN	LB/JR
Career Category Season	
1, at Navy (10/22/22) Tackles 1 at Navy (10/22/22)	
#2 GERVARRIUS OWENS	DB/SR
Career Category Season	
10, at Tulsa (11/23/19) Tackles 9, 3x, last Temple (11/12/22)	
1.5, vs Auburn 12/28/21) Tackles for loss 1, at Memphis (10/7/22)	
0.5, at Tulsa (11/23/19) Sacks	
1, 4x, last at Texas Tech (9/10/22) Interceptions 1, at Texas Tech (9/10/22)	
1, at Tulsa (10/1/21) INT return for TD	
45, at Tulsa (10/1/21) Interception Return Yards 34, at Texas Tech (9/10/22)	
1, 2x, last at SMU (11/5/22) Forced Fumble 1, 2x, last at SMU (11/5/22)	
1, at Memphis (10/7/22) Fumble Recovery 1, at Memphis (10/7/22)	
3, 3x, last Temple (11/12/22) PBU 3, 2x, last Temple (11/12/22)	
2, Memphis (11/16/19) Blocked punts	
26, Memphis (11/16/19) Punt return yards	
#0 DEREK PARISH	DL/SR
Career Category Season	
12, Navy (9/25/21) Tackles 11, at Texas Tech (9/10/22)	
6.5, at Texas Tech (9/10/22) Tackles for loss 6.5, at Texas Tech (9/10/22)	
4.5, at Texas Tech (9/10/22) Sacks 4.5, at Texas Tech (9/10/22)	
1, 2x, last at Texas Tech (9/10/22) Fumbles forced 1, at Texas Tech (9/10/22)	
1, 2x, last USF (11/14/20) Fumbles recovered	
1, USF (11/14/20) Defensive touchdowns	
#29 TREYLIN PAYNE	LB/FR
Career Category Season	
6, Temple (11/12/22) Tackles 6, Temple (11/12/22)	
1, at Navy (10/22/22) Tackles for Loss 1, at Navy (10/22/22)	
#51 KYLE RAMSEY	K/SO
Career Category Season	
8, at North Texas (9/28/19) Kickoffs 3, USF (10/29/22)	
65.0, 2x, last Grambling (9/18/21) Kickoff average 64.5, at Texas Tech (9/10/22)	
129, at Texas Tech (9/10/22) Kickoff Yards 129, at Texas Tech (9/10/22)	
5, at North Texas (9/28/19) Touchbacks 1, at Texas Tech (9/10/22)	
9, at SMU (11/5/22) PATs 9, at SMU (11/5/22)	
1, 3x, last Cincinnati (10/12/19) Tackles	
3, Tulsa (11/26/22) Field Goals 3, Tulsa (11/26/22)	
42, Tulsa (11/26/22) Long Field Goal 42, Tulsa (11/26/22)	
#24 MALIK ROBINSON	LB/SR
Career Category Season	
8, at Texas Tech (9/10/22) Tackles 8, at Texas Tech (9/10/22)	
1, Hawaii (12/24/20) Tackles for loss 0.5, at Texas Tech (9/10/22)	
0.5, 3x, last at Texas Tech (9/10/22) Sacks 0.5, at Texas Tech (9/10/22)	
1, Hawaii (12/24/20) Fumbles forced	
1, Navy (9/25/21) Fumbles recovered	

CAREER HIGHS

#6 JAYCE ROGERS **DB/SR**

Career **Category** **Season**
 6, 4x, last at Navy (10/22/22) Tackles 6, 3x, last at Navy (10/22/22)
 1, 4x, last vs Tulsa (11/26/22) Tackles for loss 1, 2x, last vs Tulsa (11/26/22)
 1, 2x, last at Navy (10/22/22) Interceptions 1, 2x, last at Navy (10/22/22)
 1, at Texas Tech (9/10/22) Interception return for TD 1, at Texas Tech (9/10/22)
 54, at Texas Tech (9/10/22) Interception return yards 54, at Texas Tech (9/10/22)
 1, Grambling (9/18/21) Fumble recoveries
 1, ECU (10/23/21) Fumbles forced
 1, 2x, last at UConn (11/27/21) PBU
 5, Tulsa (11/26/22) Kickoff Returns 5, Tulsa (11/26/22)
 143, SMU (11/5/22) Kickoff Return Yards 143, SMU (11/5/22)
 100, at Memphis (10/7/22) Long Kickoff Return 100, at Memphis (10/7/22)
 1, at Memphis (10/7/22) Kickoff Return Touchdowns 1, at Memphis (10/7/22)

#52 KEN SAVANAH **LB/SO**

Career **Category** **Season**
 1, 4x, last Temple (11/12/22) Tackles 1, Temple (11/12/22)

#83 PEYTON SAWYER **WR/SO**

Career **Category** **Season**
 3, 3x, last USF (10/29/22) Receptions 3, USF (10/29/22)
 53, Tulsa (11/26/22) Receiving yards 53, Tulsa (11/26/22)
 23, Texas Southern (9/22/18) Long reception 17, USF (10/29/22)
 25, Texas Southern (9/22/18) Punt return yards 1, at ECU (11/19/22)
 25, Texas Southern (9/22/18) Long punt return 2, at ECU (11/19/22)
 83, Temple (11/12/22) Kickoff return yards 83, Temple (11/12/22)
 35, Temple (11/12/22) Long kickoff return 35, Temple (11/12/22)

#21 STACY SNEED **RB/R-FR**

Career **Category** **Season**
 20, at Navy (10/22/22) Rushing Attempts 20, at Navy (10/22/22)
 143, Temple (11/12/22) Rushing Yards 143, Temple (11/12/22)
 52, at SMU (11/5/22) Long Rush 52, at SMU (11/5/22)
 4, at SMU (11/5/22) Receptions 4, at SMU (11/5/22)
 52, at SMU (11/5/22) Receiving yards 52, at SMU (11/5/22)
 27, at SMU (11/5/22) Long Reception 27, at SMU (11/5/22)

#85 CHRISTIAN TRAHAN **TE/SR**

Career **Category** **Season**
 6, 3x, last at ECU (11/19/22) Receptions 6, at ECU (11/19/22)
 88, Hawaii (12/24/20) Receiving yards 73, at Memphis (10/7/22)
 40, at Tulsa (10/1/21) Long reception 37, at Memphis (10/7/22)
 1, 8x, last at ECU (11/19/22) Receiving touchdowns 1, 3x, last at ECU (11/19/22)

#45 NADAME TUCKER **DL/JR**

Career **Category** **Season**
 1, at Texas Tech (9/17/22) Tackles 1, at Texas Tech (9/17/22)
 0.5, at Texas Tech (9/17/22) Tackles For Loss 0.5, at Texas Tech (9/17/22)

#3 CLAYTON TUNE **QB/SR**

Career **Category** **Season**
 57, at Memphis (10/7/22) Passing attempts 57, at Memphis (10/7/22)
 36, 2x, last at SMU (11/5/22) Passing completions 36, 2x, last at SMU (11/5/22)
 527, at SMU (11/5/22) Passing yards 527, at SMU (11/5/22)
 96, SMU (10/24/19) Long pass 63, at Texas Tech (9/10/22)
 7, at SMU (11/5/22) Passing touchdowns 7, at SMU (11/5/22)
 23, at Cincinnati (12/4/21) Rushing attempts 16, Kansas (9/17/22)
 120, USF (11/14/20) Rushing yards 111, at SMU (11/5/22)
 68, Memphis (11/16/19) Long rush 55, at SMU (11/5/22)
 2, USF (11/14/20) Rushing touchdowns 1, 5x, last Temple (11/12/22)
 1, USF (11/14/20) Receptions
 21, USF (11/14/20) Receiving yards
 21, USF (11/14/20) Long reception

#33 GARRISON VAUGHN **DB/JR**

Career **Category** **Season**
 8, 2x, last Memphis (11/16/19) Tackles 1, 3x, last Tulsa (11/26/22)
 2, 2x, last Memphis (11/16/19) PBU
 1, Tulsa (11/26/22) Sacks 1, Tulsa (11/26/22)
 1, Tulsa (11/26/22) Tackles for loss 1, Tulsa (11/26/22)

#29 KELAN WALKER **RB/JR**

Career **Category** **Season**
 9, Texas Southern (9/22/18) Rushing attempts 2, Kansas (9/17/22)
 105, Texas Southern (9/22/18) Rushing yards 4, Kansas (9/17/22)
 72, Texas Southern (9/22/18) Long rush 3, Kansas (9/17/22)
 1, Texas Southern (9/22/18) Rushing touchdowns
 1, 4x, last at ECU (11/19/22) Receptions 1, 2x, last at ECU (11/19/22)
 5, BYU (10/16/20) Receiving yards -1, at Memphis (10/7/22)
 5, BYU (10/16/20) Long reception

#27 MIKE WELCH **DB/R-FR**

Career **Category** **Season**
 1, Rice (9/24/22) Tackles 1, Rice (9/24/22)

#22 LAINE WILKINS **P/SO**

Career **Category** **Season**
 7, 3x, last ECU (10/23/21) Punts 5, 3x, last at Memphis (10/7/22)
 306, Hawaii (12/24/20) Punt yards 257, at Texas Tech (9/10/22)
 67, at Texas Tech (9/10/22) Punt long 67, at Texas Tech (9/10/22)
 51.5, at Navy (10/24/20) Punt average 51.4, at Texas Tech (9/10/22)
 5, at Cincinnati (11/7/20) Inside 20 3, at Texas Tech (9/10/22)

#13 SEDRICK WILLIAMS **DL/JR**

Career **Category** **Season**
 7, at UTSA (9/3/22) Tackles 7, at UTSA (9/3/22)
 2, at UTSA (9/3/22) Tackles for loss 2, at UTSA (9/3/22)
 1, at UTSA (9/3/22) Sacks 1, at UTSA (9/3/22)

#40 AARON WILLIS **LB/SO**

Career **Category** **Season**
 2, at SMU (11/5/22) Tackles 2, at SMU (11/5/22)
 0.5, South Alabama (11/20/2021)* Tackles for loss
 Sacks
 1, at ECU (11/19/22) Forced Fumble 1, at ECU (11/19/22)
 *at Tennessee

SINGLE-GAME BEST // HOLGORSEN ERA

TEAM

POINTS

1.	63	*at SMU	11/5/22
2.	56	*vs. USF	11/14/20
3.	54	*at USF	11/6/21
4.	49	*vs. Tulane	10/8/20
5.	46	at North Texas	9/28/19

TOTAL OFFENSE

1.	710	*at SMU	11/5/22
2.	646	*at USF	11/6/21
3.	533	*at Tulane	9/19/19
4.	527	*vs. #24/24 Navy	11/30/19
5.	515	*at ECU	11/19/22

RUSHING YARDS

1.	319	*vs. USF	11/14/20
2.	304	*at Tulane	9/19/19
3.	261	*at Navy	10/22/22
	261	*at USF	11/6/21
5.	241	at #4/4 Oklahoma	9/1/19

PASSING YARDS

1.	528	*at SMU	11/5/22
2.	435	*at ECU	11/19/22
3.	412	*vs. #19/16 SMU	10/30/21
4.	407	*vs. #16/17 SMU	10/24/19
5.	393	*vs. #24/24 Navy	11/30/19

PASSING TOUCHDOWNS

1.	7	*at SMU	11/5/22
2.	5	*at Navy	10/22/22
3.	4	*at ECU	11/19/22
4	*vs. USF	10/29/22	
4	vs. UConn	11/27/21	
4	*vs. #24/24 Navy	11/30/19	
4	*vs. #16/17 SMU	10/30/21	

RUSHING TOUCHDOWNS

1.	4	*at USF	11/7/21
4	*vs. Tulane	10/8/20	
3.	3	*vs. Temple	11/12/22
3	vs. Kansas	9/17/22	
3	*vs. Memphis	11/19/21	
3	*at Temple	11/13/21	
3	*at Tulsa	10/1/21	
3	vs. Grambling	9/18/21	
3	at Rice	9/11/21	
3	*vs. USF	11/14/20	
3	at North Texas	9/28/19	
3	vs. Prairie View A&M	9/7/19	

PASSING COMPLETIONS

1.	37	*at SMU	11/5/22
2.	36	*at Memphis	10/7/22
3.	33	*vs. USF	10/29/22
4.	32	*at ECU	11/19/22
5.	30	*at Memphis	12/12/20

THIRD-DOWN PERCENTAGE

1.	63.6 (7-11)	*vs. USF	10/29/22
2.	61.9 (13-21)	at UTSA	9/3/22
3.	61.5 (8-13)	at Rice	9/11/21
4.	58.3 (7-12)	*at Navy	10/22/22
5.	56.25 (9-16)	*vs. #16/17 SMU	10/30/21

FIRST DOWNS

1.	34	*at SMU	11/5/22
2.	30	*at USF	11/6/21
3.	28	*at Tulane	9/19/19
4.	27	*at ECU	11/19/22
5.	26	vs. Kansas	9/17/22
	26	*at Memphis	12/12/20
	26	*vs. UCF	10/31/20
	26	vs. #14/13 BYU	10/16/20

FEWEST POINTS ALLOWED

1.	0	vs. Grambling	9/18/21
2.	3	*at ECU	11/19/22
3.	7	at Rice	9/11/21
4.	8	*at Temple	11/13/21
5.	10	*at Tulsa	10/1/21

FEWEST YARDS ALLOWED

1.	102	vs. Grambling	9/18/21
2.	211	*vs. Tulane	10/8/20
3.	218	*at Temple	11/13/21
4.	212	at Rice	9/11/21
5.	238	at UConn	11/27/21

FEWEST RUSHING YARDS ALLOWED

1.	-2	*at Tulsa	11/23/19
2.	31	*at Tulsa	10/1/21
3.	47	*vs. Temple	11/12/22
4.	49	vs. #20/20 Washington State	9/13/19
5.	50	*vs. #16/17 SMU	10/30/21

FEWEST PASSING YARDS ALLOWED

1.	49	vs. Grambling	9/18/21
2.	84	*vs. Tulane	9/30/22
3.	86	at Rice	9/11/21
4.	98	*vs. Navy	9/25/21
5.	107	*vs. #24/24 Navy	11/30/19

TURNOVERS FORCED

1.	4	*at Tulsa	11/23/19
2.	3	at Texas Tech	9/10/22
3		*at Temple	11/13/21
3	*vs. ECU	11/24/21	
3		*at Tulsa	10/1/21
3		at Rice	9/11/21

SACKS

1.	8.0	*at Tulane	10/7/21
2.	7.0	at UConn	11/27/21
3.	6.0	*vs. UCF	10/31/20
	6.0	*vs. Tulane	10/8/20
5.	5.0	at Texas Tech	9/10/22
	5.0	*at Tulsa	11/23/19

TACKLES for LOSS

1.	14.0	at UConn	11/27/21
2.	12.0	at Texas Tech	9/10/22
	12.0	*at Tulane	10/7/21
	12.0	*vs. Tulane	10/8/20
5.	11.0	*at Memphis	10/7/22

FEWEST OPPONENT FIRST DOWNS

1.	3	vs. Grambling	9/18/21
2.	10	*at Temple	11/13/21
3.	11	vs. Hawaii	12/24/20
4.	13	*at ECU	11/19/22
5.	14	*vs. Tulane	9/30/22
	14	#4/#4 at Cincinnati	12/4/21
	14	*at Tulsa	10/1/21

INDIVIDUAL

PASSING YARDS

1.	527	Clayton Tune	*at SMU	11/5/22
2.	435	Clayton Tune	*at ECU	11/19/22
3.	412	Clayton Tune	*vs. #16/17 SMU	10/30/21
4.	407	Clayton Tune	*vs. #16/17 SMU	10/24/19
5.	393	Clayton Tune	*vs. #24/24 Navy	11/30/19

RUSHING YARDS

1.	143	Stacy Sneed	*vs. Temple	11/12/22
2.	139	Patrick Carr	at North Texas	9/28/19
3.	136	Mulbah Car	*vs. #16/17 SMU	10/24/19
4.	132	Mulbah Car	*at rv/rv UCF	11/2/19
5.	130	Ta'Zhawn Henry	*at USF	11/6/21

RECEIVING YARDS

1.	211	Marquez Stevenson	*vs. #16/17 SMU	10/24/19
2.	180	Nathaniel Dell	*at SMU	11/5/22
3.	176	Nathaniel Dell	*at ECU	11/19/22
4.	165	Nathaniel Dell	*vs. #16/17 SMU	10/24/19
5.	164	Nathaniel Dell	*at USF	11/6/21

RECEPTIONS

1.	17	Nathaniel Dell	*Tulsa	11/26/22
	17	Nathaniel Dell	*at SMU	11/5/22
2.	14	Nathaniel Dell	at #4/4 Cincinnati	12/4/21
3.	13	Matthew Golden	*at ECU	11/19/22
4.	12	Nathaniel Dell	*Temple	11/12/22
	12	Nathaniel Dell	*vs. Memphis	11/19/21

LONGEST PASS

1.	96	Tune-Stevenson	*vs. SMU	10/24/19
2.	75	Tune-Stevenson	*vs. SMU	10/24/19
	75	King-Stevenson	*at Tulane	9/19/19
4.	69	Tune-Stevenson	*vs. #25/rv Cincinnati	10/12/19
5.	67	Tune-Bradley	*vs. #24/24 Navy	11/30/19

LONGEST RUSH

1.	97	Ta'Zhawn Henry	*at USF	11/6/21
2.	68	Clayton Tune	*vs. #18/18 Memphis	11/16/19
	68	Patrick Carr	at North Texas	9/28/19
4.	55	Clayton Tune	*at SMU	11/5/22
	55	Patrick Carr	at North Texas	9/28/19
	55	Nathaniel Dell	*at USF	11/7/21

SACKS

1.	4.5	Derek Parish	at Texas Tech	9/10/22
2.	3.0	Isaiah Chambers	*at Tulsa	11/23/19
3.	2.5	David Anenih	*at Tulane	9/19/19
4.	2.0	D'Anthony Jones	at UConn	11/27/21
	2.0	Logan Hall	*at Tulsa	10/7/21
	2.0	Payton Turner	*vs. Tulane	10/8/20
	2.0	David Anenih	vs. #20/20 Washington St.	9/13/19

LONGEST PUNT

1.	69	Dane Roy	at #4/4 Oklahoma	9/1/19
2.	67	Laine Wilkins	at Texas Tech	9/10/22
3.	62	Laine Wilkins	*at Navy	10/24/20
4.	61	Dane Roy	*vs. #25/rv Cincinnati	10/12/19
5.	60	Dane Roy	vs. Prairie View A&M	9/7/19

LONGEST FIELD GOAL

1.	53	Dalton Witherspoon	*at Navy	10/24/20
2.	52	Dalton Witherspoon	vs. Auburn	12/28/21
3.	50	D. Witherspoon	*vs. 19/16 SMU	10/30/21
4.	49	D. Witherspoon	vs. #14/13 BYU	10/16/20
5.	48	D. Witherspoon	*at Tulsa	10/1/21

Home games inside TDECU Stadium listed in bold
* - American Athletic Conference game

HOUSTON RECORDS WATCH

CAREER PASSING YARDS

1.	19,127	Case Keenum	2007-11
2.	12,964	Kevin Kolb	2003-06
3.	11,767	Clayton Tune	2018-pres.

CAREER TOUCHDOWN PASSES

1.	155	Case Keenum	2007-11
2.	101	Clayton Tune	2018-pres.

CAREER COMPLETIONS

1.	1,546	Case Keenum	2007-11
2.	964	Kevin Kolb	2003-06
3.	938	Clayton Tune	2018-pres.

CAREER 300-YARD PASSING GAMES

1.	39	Case Keenum	2007-11
2.	17	Kevin Kolb	2003-06
3.	16	David Klingler	1989-91
4.	14	Andre Ware	1987-89
5.	13	Clayton Tune	2018-pres.

CAREER 400-YARD PASSING GAMES

1.	19	Case Keenum	2007-11
2.	13	David Klingler	1989-91
3.	10	Andre Ware	1987-89
4.	4	Clayton Tune	2018-pres.
		Jimmy Klingler	1991-93

CAREER TOTAL OFFENSE

1.	20,114	Case Keenum	2007-11
2.	13,715	Kevin Kolb	2003-06
3.	12,963	Clayton Tune	2018-pres.

CAREER TOUCHDOWNS RESPONSIBLE FOR

1.	178	Case Keenum	2007-11
2.	116	Clayton Tune	2018-pres.

CAREER QUARTERBACK VICTORIES

3.	26	Kevin Kolb	2003-06
4.	25	Gary Mullins	1969-71
5.	24	Clayton Tune	2018-pres.

CAREER QUARTERBACK STARTS

2.	50	Kevin Kolb	2003-06
3.	44	Jason McKinley	1997-00
4.	43	Clayton Tune	2018-pres.

SINGLE-SEASON PASSING YARDS

5.	4,699	Andre Ware	1989
6.	3,845	Clayton Tune	2022

SINGLE-SEASON TOUCHDOWN PASSES

3.	46	Andre Ware	1989
4.	44	Case Keenum	2009
		Case Keenum	2008
6.	37	Clayton Tune	2022

SINGLE-SEASON PASS COMPLETIONS

5.	365	Andre Ware	1989
6.	319	Greg Ward Jr.	2016
7.	316	Clayton Tune	2022

SINGLE-SEASON TOTAL OFFENSE

4.	5,221	David Klingler	1990
5.	4,661	Andre Ware	1989
6.	4,334	Clayton Tune	2022

CAREER RECEIVING YARDS

3.	3,493	Tyron Carrier	2008-11
4.	3,347	Elmo Wright	1968-70
5.	3,289	Donnie Avery	2004-07
6.	3,111	Nathaniel Dell	2020-pres.

CAREER RECEPTIONS

1.	320	Tyron Carrier	2008-11
2.	291	Patrick Edwards	2008-11
3.	272	Vincent Marshall	2003-06
4.	222	Nathaniel Dell	2020-pres.
		Orlando Iglesias	1997-01

CAREER TOUCHDOWN RECEPTIONS

1.	43	Patrick Edwards	2008-11
2.	34	Elmo Wright	1968-70
3.	31	Manny Hazard	1989-90
4.	30	Nathaniel Dell	2020-pres.

CAREER 100-YARD RECEIVING GAMES

4.	14	Manny Hazard	1989-90
5.	13	Nathaniel Dell	2020-pres.

CAREER 1,000-YARD RECEIVING SEASONS

1.	3	Patrick Edwards	2008-11
2.	2	Nathaniel Dell	2020-pres.
		Tyron Carrier	2008-11
		Elmo Wright	1968-70

SINGLE-SEASON TOUCHDOWN RECEPTIONS

1.	22	Manny Hazzard	1989
2.	20	Patrick Edwards	2011
3.	15	Nathaniel Dell	2022
	15	Jason Phillips	1988

SINGLE-SEASON RECEIVING YARDS

1.	1,752	Patrick Edwards	2011
2.	1,689	Mannie Hazard	1989
3.	1,456	Donnie Avery	2007
4.	1,444	Jason Phillips	1988
5.	1,354	Nathaniel Dell	2022

SINGLE-SEASON RECEPTIONS

1.	142	Manny Hazard	1989
2.	108	Jason Phillips	1988
3.	106	Freddie Gilbert	1991
4.	104	James Cleveland	2009
5.	103	Nathaniel Dell	2022
		Sherman Smith	1992

SINGLE-SEASON 100-YARD RECEIVING GAMES

5.	7	Donnie Avery	2007
		Jason Phillips	1988
		James Dixon	1988
8.	6	Nathaniel Dell	2022
		Nathaniel Dell	2021
		Vincent Marshal	2004
		Elmo Wright	1969

AMERICAN RECORDS WATCH

CAREER PASSING YARDS

1.	13,638	Holton Ahlers, East Carolina	2018-pres.
2.	11,767	Clayton Tune, Houston	2018-pres.

CAREER TOUCHDOWN PASSES

1.	101	Clayton Tune, Houston	2018-pres.
2.	92	Holton Ahlers, East Carolina	2018-pres.

CAREER COMPLETIONS

1.	1,101	Holton Ahlers, East Carolina	2018-pres.
2.	938	Clayton Tune, Houston	2018-pres.

CAREER 300-YARD PASSING GAMES

1.	17	Holton Ahlers, East Carolina	2018-22
2.	16	Dane Evans, Tulsa	2014-16
3.	13	Clayton Tune, Houston	2018-pres.
		Riley Ferguson, Memphis	2016-17
		Dillon Gabriel, UCF	2019-21
		Tanner Mordecai	2021-pres.

CAREER TOTAL OFFENSE

1.	15,063	Holton Ahlers, East Carolina	2018-pres.
2.	12,963	Clayton Tune, Houston	2018-pres.

CAREER TOUCHDOWNS RESPONSIBLE FOR

1.	117	Desmond Ridder, Cincinnati	2018-21
		Holton Ahlers, East Carolina	2018-pres.
3.	116	Clayton Tune, Houston	2018-pres.

SINGLE-SEASON TOUCHDOWN PASSES

1.	39	Tanner Mordecai, SMU	2021
2.	38	Riley Ferguson, Memphis	2017
3.	37	Clayton Tune, Houston	2022
		McKenzie Milton, UCF	2017

SINGLE-SEASON PASS COMPLETIONS

1.	392	Shane Carden, ECU	2014
2.	335	Garrett Gilbert, SMU	2013
3.	319	Greg Ward Jr., Houston	2016
4.	316	Clayton Tune, Houston	2022

SINGLE-SEASON TOTAL OFFENSE

1.	4,812	Shane Carden, ECU	2014
2.	4,650	McKenzie Milton, UCF	2017
3.	4,342	Quinton Flowers, South Florida	2016
4.	4,334	Clayton Tune, Houston	2022

CAREER RECEIVING YARDS

3.	3,675	Zay Jones, ECU	2014-16
4.	3,590	Anthony Miller, Memphis	2015-17
5.	3,220	Courtland Sutton, SMU	2014-17
6.	3,111	Nathaniel Dell, Houston	2020-pres.

CAREER RECEPTIONS

1.	337	Zay Jones, East Carolina	2014-16
2.	301	James Proche, SMU	2016-19
3.	242	Keylon Stokes, Tulsa	2017-pres.
4.	238	Anthony Miller, Memphis	2015-17
5.	234	Shaq Washington, Cincinnati	2013-15
6.	233	Rashee Rice, SMU	2019-pres.
7.	222	Nathaniel Dell, Houston	2020-pres.

CAREER TOUCHDOWN RECEPTIONS

1.	39	James Proche, SMU	2016-19
2.	37	Anthony Miller, Memphis	2015-17
3.	31	Keevan Lucas, Tulsa	2014-16
		Courtland Sutton, SMU	2014-17
5.	30	Nathaniel Dell, Houston	2020-pres.

CAREER 100-YARD RECEIVING GAMES

3.	14	Keylon Stokes, Tulsa	2018-pres.
		Courtland Sutton, SMU	2015-17
5.	13	Nathaniel Dell, Houston	2020-pres.
		James Proche, SMU	2016-19

SINGLE-SEASON TOUCHDOWN RECEPTIONS

1.	18	Anthony Miller, Memphis	2017
2.	15	Nathaniel Dell, Houston	2022
		Keevan Lucas, Tulsa	2016
		James Proche, SMU	2019

SINGLE-SEASON RECEPTIONS

1.	158	Zay Jones, East Carolina	2016
2.	121	Justin Hardy, East Carolina	2014
3.	114	Trey Quinn, SMU	2017
4.	112	Jeremy Johnson, SMU	2013
5.	111	James Proche, SMU	2019
6.	103	Nathaniel Dell, Houston	2022
		Darius Joseph, SMU	2013

**Of note: Rashee Rice, SMU, enters bowl season with 96 receptions*

SINGLE-SEASON RECEIVING YARDS

1.	1,746	Zay Jones, East Carolina	2016
2.	1,588	Keyarris Garrett, Tulsa	2015
3.	1,494	Justin Hardy, East Carolina	2014
4.	1,462	Anthony Miller, Memphis	2017
5.	1,434	Anthony Miller, Memphis	2016
6.	1,355	Rashee Rice, SMU	2022
7.	1,354	Nathaniel Dell, Houston	2022

SINGLE-SEASON 100-YARD RECEIVING GAMES

4.	7	Keyarris Garrett, Tulsa	2015
		Keylon Stokes, Tulsa	2022
		Noel Thomas, UConn	2016
7.	6	Nathaniel Dell, Houston*	2022

**15-way tie including SMU's Rashee Rice in 2022*

BOWL HISTORY

HOUSTON in BOWL GAMES (12-16-1)

rankings listed by Associated Press/Coaches

Season	UH Rank	Bowl	Opponent	W/L	Score	Head Coach	Date	Individual Honors
1951		Salad	Dayton	W	26-21	Clyde Lee	Jan. 1, 1952	Gene Shannon, RB • MVP
1962		Tangerine	Miami (Ohio)	W	49-21	Bill Yeoman	Dec. 22, 1962	Billy Roland, QB • MVP
1969	#17/	Bluebonnet	#12 Auburn	W	36-7	Bill Yeoman	Dec. 31, 1969	Jim Strong, RB, Most Outstanding Back • Jerry Drones, OL, Most Outstanding Lineman
1971	#15/	Bluebonnet	#8 Colorado	L	17-29	Bill Yeoman	Dec. 31, 1971	Butch Brezina, DL • Most Outstanding Lineman
1973	#14/	Bluebonnet	Tulane	W	47-7	Bill Yeoman	Dec. 29, 1973	Deryl McGallion, DL, Defensive MVP • D.C. Nobles, QB, Offensive MVP
1974	#15/	Bluebonnet	#13 NC State	T	31-31	Bill Yeoman	Dec. 23, 1974	John Housman, RB • Offensive MVP
1976	#6/	Cotton	#4 Maryland	W	30-21	Bill Yeoman	Jan. 1, 1977	Alois Blackwell, RB, Offensive MVP • Mark Mohr, CB, Defensive MVP
1978	#9/	Cotton	#10 Notre Dame	L	34-35	Bill Yeoman	Jan. 1, 1979	David Hodge, LB • Defensive MVP
1979	#8/	Cotton	#7 Nebraska	W	17-14	Bill Yeoman	Jan. 1, 1980	Terry Elston, QB • Offensive MVP
1980		Garden State	Navy	W	35-0	Bill Yeoman	Dec. 22, 1980	Terald Clark, RB • Most Outstanding Player
1981		Sun	Oklahoma	L	14-40	Bill Yeoman	Dec. 26, 1981	
1984		Cotton	#8 Boston College	L	28-45	Bill Yeoman	Jan. 1, 1985	
1988	#14/	Aloha	#18 Washington State	L	22-24	Jack Pardee	Dec. 25, 1988	
1996		Liberty	#23 Syracuse	L	17-30	Kim Helton	Dec. 26, 1996	
2003		Hawai'i	Hawai'i	L	48-54 (3OT)	Art Briles	Dec. 25, 2003	Jackie Battle, RB • MVP
2005		Fort Worth	Kansas	L	13-42	Art Briles	Dec. 23, 2005	Kevin Kolb, QB • MVP
2006		Liberty	South Carolina	L	36-44	Art Briles	Dec. 29, 2006	Kevin Kolb, QB, Offensive MVP • Willie Gaston, CB, Defensive MVP
2007		Texas	TCU	L	13-20	Chris Thurmond	Dec. 28, 2007	
2008		Armed Forces	Air Force	W	34-28	Kevin Sumlin	Dec. 31, 2008	Bryce Beall, RB • MVP
2009	nr/#25	Armed Forces	Air Force	L	20-47	Kevin Sumlin	Dec. 31, 2009	Tyron Carrier, WR/KR • MVP
2011	#20/17	TicketCity	#24/23 Penn State	W	30-14	Tony Levine	Jan. 2, 2012	Case Keenum, QB • MVP
2013		BBVA Compass	Vanderbilt	L	24-41	Tony Levine	Jan. 4, 2014	
2014		Armed Forces	Pittsburgh	W	35-34	David Gibbs	Jan. 2, 2015	Kenneth Farrow, RB • MVP
2015	#14/16	Chick-fil-A Peach	#9/8 Florida State	W	38-24	Tom Herman	Dec. 31, 2015	Greg Ward Jr., QB • Offensive MVP; William Jackson, III • Defensive MVP
2016	rv/rv	Las Vegas	rv/rv San Diego State	L	10-34	Major Applewhite	Dec. 17, 2016	
2017		Hawai'i	rv/rv Fresno State	L	27-33	Major Applewhite	Dec. 24, 2017	Steven Dunbar, WR • MVP
2018		Armed Forces	#22/25 Army	L	14-70	Major Applewhite	Dec. 22, 2018	Romello Brooker, TE • MVP
2020		New Mexico	Hawai'i	L	14-28	Dana Holgorsen	Dec. 24, 2020	
2021	#21/21	Birmingham	Auburn	W	17-13	Dana Holgorsen	Dec. 28, 2021	Clayton Tune, QB • MVP

BOWL RECAPS

1952 SALAD BOWL

Houston 26, Dayton 21
Jan. 1, 1952 • Montgomery Stadium • Phoenix

A crowd of 17,000 saw Houston defeat Dayton, 26-21, in the Fifth Annual Salad Bowl in Phoenix, Ariz., the Cougars' first-ever bowl appearance. Houston's Gene Shannon, a 1,000-yard rusher during the regular season, scored all four of the Cougars' touchdowns and was named MVP of the contest.

Shannon rushed for 175 yards on 28 carries, including 129 yards in the first half. Behind the blocking of fellow running backs Randy Owens (who gained 76 yards on the day) and Warren Ramsey (83 yards), and linemen Howard Clapp, Buck Miller and Lloyd Holloway, Shannon gained more yards than the entire Dayton team.

Dayton took a 7-0 lead in the first quarter on a seven-yard run by Bobby Recker and Paul Spakowski's extra point. Houston responded immediately with a 65-yard, six-play drive, with Shannon scoring on a 15-yard run with 10 seconds left in the first. Owens' extra point try failed, and UH trailed 7-6 after one.

The Flyers added two more scores in the second period, including a touchdown with 44 seconds left in the half on a 36-yard pass from Frank Siggins to Ed Currin to cap a 70-yard drive. Houston countered with one score, on a Shannon 19-yard gallop, and the Cougars trailed 21-13 at the half.

The Houston defense, led by Jack Howton, asserted itself in the second half. Howton intercepted a pair of passes and recovered a fumble as the Cougar defense limited Dayton to just five yards rushing in the stanza. UH pulled within one point, 21-20, on Shannon's third rushing TD, a one-yard run at 9:40 of the third quarter. His run ended a seven-play, 72-yard drive, and Owens added the kick.

Another Shannon run provided the final points of the game and gave UH its first and only lead of the game. The senior's 10-yard burst with 7:50 remaining in the third period provided the final margin as neither team was able to score in the fourth quarter.

GAME STATISTICS

Dayton	7	14	0	0	21
Houston	6	7	13	0	26

UD – Recker 7 run (Spakowski kick), 1Q – 3:15
 UH – Shannon 15 run (kick failed), 1Q – 0:10
 UD – Recker 25 pass from Siggins (Spakowski kick), 2Q – 9:00
 UH – Shannon 19 run (Owens kick), 2Q – 4:13
 UD – Currin 36 pass from Siggins (Spakowski kick), 2Q – 0:44
 UH – Shannon 1 run (Owens kick), 3Q – 9:40
 UH – Shannon 10 run (kick blocked), 3Q – 7:50

	UD	UH
First Downs	11	21
Rushing Yards	124	341
Passing Yards	183	124
Passing (C-A-I)	10-22-2	4-7-1
Total Offense	307	465
Fumbles-Lost	3-1	6-3
Penalties-Yards	5-45	7-35
Punts - Avg.	6-45.8	4-34.7

Rushing – UH: Shannon 28-175, Ramsey 13-83, Owens 9-75, Clatterback 8-(-3), Hampel 1-11.
 Passing – UH: Clatterback 7-4-1.
 Receiving – UH: Ramsey 2-46, Hampel 1-46, Clapp 1-32.

Attendance – 17,000

1962 TANGERINE BOWL

Houston 49, Miami (Ohio) 21
Dec. 22, 1962 • Tangerine Bowl • Orlando, Fla.

Under first-year head coach Bill Yeoman, Houston scored five straight touchdowns, including four in the second quarter, to power the Cougars to a 49-21 victory over Miami of Ohio in the 17th Annual Tangerine Bowl in Orlando, Florida.

Senior quarterback Billy Roland led the Cougars offense by completing 11-of-17 passes for 199 yards and three touchdowns to earn the game's Most Valuable Player Award.

After Miami missed a field goal on its first drive, the Redskins took possession on the UH 28-yard line after an interception. UH took advantage of the turnover with a nine-yard touchdown pass to take a 7-0 lead.

After tying the game late in the first quarter on Joe Lopasky's three-yard run and Bill McMillan's extra-point, Houston's Bobby Brezina scored a pair of touchdowns to start the UH onslaught. The Cougars took advantage of an interception by Bill Van Osdel, scoring on two plays to the Miami six. On Houston's next drive, Roland hit Brezina with a 44-yard touchdown bomb to give UH a 21-7 lead.

The UH defense held again, and on the ensuing Miami punt, Lopasky took the ball back 70 yards for a touchdown and a 28-7 UH lead. The Cougars closed out the half with a 60-yard touchdown drive, ending with a four-yard pass from Roland to McMillan with 18 seconds left in the half. Houston took a 35-7 lead into the locker room at halftime.

Miami scored with 4:50 left in the third quarter to close the gap to 35-14 before Lopasky notched his third of four touchdowns on the day on a one-yard run. His score finished a 78-yard, six-play drive, while McMillan's seventh PAT established a new school record.

Each team added a touchdown in the final stanza, Houston scoring on a 14-yard Roland to Lopasky hook-up.

GAME STATISTICS

Miami	7	0	7	7	21
Houston	7	28	7	7	49

MU – 9 pass from Kellerman (Jencks kick), 1Q – 9:08
 UH – Lopasky 3 run (McMillan kick), 1Q – 2:14
 UH – Brezina 1 run (McMillan kick), 2Q – 11:40
 UH – Brezina 44 pass from Roland (McMillan kick), 2Q – 5:51
 UH – Lopasky 70 punt return (McMillan kick), 2Q – 3:58
 UH – McMillan 4 pass from Roland (McMillan kick), 2Q – 0:18
 MU – Kellerman 1 run (Jencks kick), 3Q – 4:50
 UH – Lopasky 4 run (McMillan kick), 3Q – 1:14
 MU – Neumeier 11 run (Jencks kick), 4Q – 12:14
 UH – Lopasky 14 pass from Roland (McMillan kick), 4Q – 6:15

	MU	UH
First Downs	17	18
Rushing Yards	34-54	40-207
Passing Yards	265	206
Passing (C-A-I)	17-40-2	13-19-1
Total Offense	74-319	59-413
Fumbles-Lost	1-0	0-0
Penalties-Yards	7-83	7-61
Punts - Avg.	5-38.2	3-41.3

Rushing – UH: Brezina 11-55, Roland 7-48; MU: Longworth 6-27.
 Passing – UH: Roland 11-17-1-199; MU: Kellerman 17-40-2-205.
 Receiving – UH: Lopasky 3-81, Brezina 2-58;
 MU: Myers 5-75, Jencks 5-75.

Attendance: 20,000

BOWL RECAPS

1969 BLUEBONNET BOWL
#17 Houston 36, #12 Auburn 7
Dec. 31, 1969 • Houston Astrodome • Houston

A match-up between two of the top offensive teams in the country saw the Houston defense carry the day as the Cougars shut down Auburn to win the 1969 Astro-Bluebonnet Bowl, 36-7, in the Astrodome. The crowd of 55,203 saw Bill Yeoman's Cougars finish the year with their ninth straight victory and a No. 12 ranking in the final Associated Press poll.

Houston halfback Jim Strong gained 184 yards on 32 carries to lead the UH offense and gain MVP honors. Defensively, Glen Lewis and Ronny Peacock were the Cougars' stars on a unit which allowed Auburn only one yard rushing in the game. Lewis recorded eight tackles and blocked a field goal while Peacock was in on four tackles and deflected four passes.

Auburn's Terry Beasley fumbled the opening kickoff and Houston safety Nick Holm recovered to set up the Cougars' first touchdown, a one-yard run by quarterback Gary Mullins just 3:30 into the game. Following an Auburn punt, the Cougars drove 70 yards in 14 plays and Carlos Lopez kicked a 27-yard field goal to give UH a 10-0 lead at the start of the second quarter.

The UH defense stymied Auburn and sophomore quarterback Pat Sullivan again on the Tigers' next possession, forcing a punt. On first-and-10 from its own 16-yard line, Strong galloped 74 yards to the Auburn 10, setting up Houston's second touchdown, which he scored on a one-yard run. Lopez' PAT missed, but Houston led 16-0 with 11:44 remaining in the half.

The teams traded punts until Auburn's Mickey Zofko completed a 36-yard halfback option pass to receiver Connie Frederick for the Tigers' only score. At halftime, Houston led 16-7.

The Tigers would get no closer. Houston scored 20 points on three touchdowns in the second half. Ted Heiskell's one-yard touchdown run came at the end of an eight-play, 71-yard drive. The two-point conversion pass failed, but UH led 22-7.

After a scoreless remainder of the quarter, Houston put the Tigers away on its first drive of the final period. Strong scored his second touchdown of the day, on a 12-yard run. A 20-yard pass from back-up quarterback Rusty Clark to Tommy Mozisek with 35 seconds left provided the final margin.

The two teams combined to break or tie 22 Bluebonnet Bowl records. Houston totaled 516 yards on 83 plays in the game, while Auburn netted just 189 total yards, including 188 passing.

GAME STATISTICS

Auburn	0	7	0	0	7
Houston	7	9	6	14	36

- UH – Mullins 1 run (Lopez kick), 1Q – 11:30
- UH – Lopez 27 field goal, 2Q – 14:50
- UH – Strong 1 run (kick failed), 2Q – 11:44
- AU – Frederick 36 pass from Zofko (Riley kick), 2Q – 3:36
- UH – Heiskell 1 run (pass failed), 23Q – 11:09
- UH – Strong 12 run (Lopez kick), 4Q – 11:48
- UH – Mozisek pass from Clark (Lopez kick), 4Q – 0:35

	AU	UH
First Downs	14	25
Rushing Yards	25-1	64-376
Passing Yards	188	140
Passing (C-A-I)	13-37-2	10-19-2
Total Offense	62-189	83-516
Fumbles-Lost	1-1	2-1
Penalties-Yards	4-26	6-63
Punts - Avg.	6-39.8	2-42.5

Rushing – UH: Strong 32-184-2, Heiskell 10-70-1, Mullins 13-54-1; AU: Zofko 12-31.

Passing – UH: Mullins 9-17-2-120; AU: Sullivan 10-30-1-132.

Receiving – UH: Wright 4-62, Thomas 2-35; AU: Beasley 6-76, Frederick 3-59.

Attendance: 53,203

1971 BLUEBONNET BOWL
#8 Colorado 29, #15 Houston 17
Dec. 31, 1971 • Houston Astrodome • Houston

Colorado's 16 second-quarter points lifted the Buffaloes to a 29-17 victory over 15th-ranked Houston before a crowd of 54,720 in the Astrodome. The loss was Houston's first in four bowl games and gave the Cougars a 9-3 final record.

Colorado tailback Charlie Davis led CU by rushing for a bowl-record 202 yards on 37 carries while Houston turned the ball over three times. Cougar tailback Robert Newhouse led the UH attack with 168 yards rushing on 35 carries and scored both Houston touchdowns on the day. Houston defensive lineman Butch Brezina was named the Cougars' Most Outstanding Player with 10 total tackles and two passes broken up.

Davis put the Buffs on top early with a 27-yard touchdown run on Colorado's first possession after a 70-yard, nine-play drive. J.B. Dean added the extra point to give CU a 7-0 lead.

Houston responded with a 79-yard, 15-play drive. Newhouse scored from the two after gaining 42 yards on the drive, and Ricky Terrell kicked the PAT to tie the game at seven. UH linebacker Bill Hamrick intercepted Colorado quarterback Ken Johnson to set up the Cougars' second touchdown, a five-yard Newhouse run with 1:14 left in the first quarter.

Colorado got the ball back and drove 61 yards in 10 plays, with Larry Brunson scoring on a five-yard pass from Johnson to pull CU within one. J.B. Dean's extra point failed and the Cougars clung to a 14-13 lead.

Colorado took the lead for good on its next possession. Johnson's 38-yard run on the quarterback keeper keyed an 80-yard, 15-play drive and Dean hit a 32-yard field goal with 5:03 left in the half to give CU a 16-13 lead.

After Houston fumbled the ball on the kickoff, Colorado went on the attack again. Davis scored on a one-yard run, and Dean added the PAT for a 23-14 lead that would prove to be insurmountable.

Houston drove to the Colorado 14 to open the third period, but tight end Riley Odoms fumbled and the Buffs' Lorne Richardson recovered to stymie the Cougars. The teams traded punts until Houston took advantage of a Davis fumble, Terrell hitting a 29-yard field goal for the only score of the third.

The Cougars would get no closer as Johnson scored for the Buffaloes with 3:48 left in the game to account for the final 12-point margin.

GAME STATISTICS

Houston	14	0	3	0	17
Colorado	7	16	0	6	29

- CU – Davis 27 run (Dean kick), 1Q – 11:24
- UH – Newhouse 2 run (Terrell kick), 1Q – 5:22
- UH – Newhouse 5 run (Terrell kick), 1Q – 1:14
- CU – Brunson 5 pass from Johnson (kick failed), 2Q – 13:20
- CU – Dean 32 field goal, 2Q – 5:03
- CU – Davis 1 run (Dean kick), 2Q – 1:13
- UH – Terrell 29 field goal, 3Q – 2:16
- CU – Johnson 1 run (pass failed), 4Q – 3:48

	UH	CU
First Downs	19	24
Rushing Yards	50-219	62-333
Passing Yards	173	62
Passing (C-A-I)	11-25-1	7-17-1
Total Offense	76-392	79-398
Fumbles-Lost	2-2	4-0
Penalties-Yards	2-47	7-52
Punts - Avg.	2-37.5	3-32.0

Rushing – UH: Newhouse 35-168-2, Mozisek 11-43; CU: Davis 37-202-2, Johnson 16-81-1.

Passing – UH: Mullins 11-25-1-173; CU: Johnson 6-16-1-51-1.

Receiving – UH: Orchin 6-94, Odoms 4-51; CU: Nichols 2-28, Brunson 2-16-1

Attendance: 54,720

BOWL RECAPS

1973 BLUEBONNET BOWL

#14 Houston 47, Tulane 7

Dec. 29, 1973 • Houston Astrodome • Houston

Houston topped off its winningest season ever by overwhelming Tulane, 47-7, in the 15th Annual Bluebonnet Bowl. With its victory over the Green Wave, the Cougars finished the season 11-1, which still ranks as one of the top two years in UH history.

Bill Yeoman's potent Triple Veer offense was at its best again in the Bluebonnet Bowl as a pair of players — Marshall Johnson and Donnie McGraw — gained over 100 yards rushing in the game. In all, the Cougars piled up 655 yards of total offense, including 402 on the ground. Flanker Bryan Willingham collected 105 yards on three catches while quarterback D.C. Nobles completed eight-of-13 passes for 201 yards.

Johnson gave early notice that it would be a long night for Tulane by speeding 75 yards on the Cougars' second offensive play to give UH a 7-0 lead. The Cougars extended that lead to 21-0 in the second period on a pair of Leonard Parker runs.

Tulane got on the scoreboard just before halftime on a 32-yard pass from Buddy Gilbert to Tom Fortner, cutting Houston's margin to 21-7 at the half.

The Cougars tallied four more rushing touchdowns in the second half while the UH defense held Tulane scoreless. Linebacker Deryl McGallion led the Houston defense on the day and was named the Most Outstanding Defensive Player. Houston forced nine Tulane punts and allowed the Green Wave only 10 first downs and 173 total yards on the day. Cougar defenders picked off four Tulane passes.

Quarterback Nobles scored on a keeper with 6:42 left in the third period to extend Houston's lead to 28-7. After a turnover, McGraw scored the first of his two touchdowns on a one-yard run with 5:28 left in the third.

McGraw added a 32-yard touchdown run to start the fourth quarter while backup QB David Husmann ended the scoring with a seven-yard run in the fourth.

A crowd of 44,358 saw UH post its record-setting 11th win and finish the year ranked ninth in the final Associated Press poll.

GAME STATISTICS

Tulane	0	7	0	0	7
Houston	7	14	14	12	47

UH – Johnson 75 run (Terrell kick), 1Q – 12:13
UH – Parker 1 run (Terrell kick), 2Q – 8:41
UH – Parker 3 run (Terrell kick), 2Q – 1:24
TU – Fortner 32 pass from Gilbert (Falgoust kick), 2Q – 1:06
UH – Nobles 2 run (Terrell kick), 3Q – 6:42
UH – McGraw 1 run (Terrell kick), 3Q – 5:28
UH – McGraw 32 run (kick failed), 4Q – 13:41
UH – Husmann 7 run (kick failed), 4Q – 6:53

	TU	UH
First Downs	10	26
Rushing Yards	43-102	58-402
Passing Yards	71	253
Passing (C-A-I)	6-21-4	12-20-1
Total Offense	173	655
Fumbles-Lost	2-1	6-4
Penalties-Yards	4-26	5-55
Punts - Avg.	9-39.2	3-43.3

Rushing – UH: Johnson 5-114, McGraw 13-108; TU: Bynum 12-40.
Passing – UH: Nobles 8-13-0-201; TU: Foley 4-16-4-32, Gilbert 2-5-0-39.
Receiving – UH: Willingham 3-105, Scalise 2-15; TU: Thibodeaux 2-19.

Attendance: 44,358

1974 BLUEBONNET BOWL

#15 Houston 31, #13 NC State 31

Dec. 23, 1974 • Houston Astrodome • Houston

In an offensive shootout at the 16th Annual Bluebonnet Bowl, Houston and North Carolina State combined to score 35 points in the final quarter on the way to a 31-31 tie before a crowd of 35,122 at the Astrodome.

The crowd saw the two teams pile up 876 yards of total offense, including 479 yards on the ground, with 45 first downs. Houston's John Housman gained 134 yards rushing on 21 carries and added a pair of touchdown runs as UH finished the year with an 8-3-1 overall record.

The first quarter was far from an indication of things to come as NC State earned the only points of the period on a 37-yard field goal by John Huff with 6:48 on the clock.

The Cougars evened the score early in the second stanza on Lennard Coplin's 21-yard field goal. Housman gained 38 yards on the drive that stalled at the NC State three.

The Wolfpack took a 10-3 halftime lead, but had been out-gained by UH, 175-123. Houston tied the score at 10 on a one-yard run by Housman at 9:32 of the third quarter. NC State came right back with a scoring drive of its own, with Dave Buckley hooking up with fullback Stan Fritts for the seven-yard touchdown pass to take the lead.

Then, the fireworks began. Houston tied the score on the first play of the fourth quarter on a 10-yard Johnson run, capping a 75-yard drive. Two possessions later, the Cougars took their first lead of the game on a Bluebonnet Bowl record 73-yard touchdown pass from quarterback Bubba McGallion to split end Eddie Foster. Coplin added the extra point and UH led, 24-17.

The Cougars extended their lead to 31-17 after an interception and 41-yard return by free safety Joe Rust gave UH the ball on the NC State 16-yard line. Four plays later, Housman hit paydirt on a five-yard run and UH led by two touchdowns.

NC State came back after a McGallion fumble stopped a UH drive. A couple of Buckley to George Gantt completions set up fullback Tommy London for a 9-yard touchdown run with 3:38 left in the game. The Wolfpack's 2-point conversion attempt failed, and Houston held on to a 31-23 lead.

The ensuing onside kick was recovered by State and after two plays netted 19 yards, Buckley hit tight end Pat Hovance with a 27-yard pass to the one. He scored on a quarterback sneak and Fritts ran for the 2-point conversion to tie the game.

Houston's comeback attempt died when McGallion was sacked and the Cougars punted with 27 seconds remaining. Buckley's last-ditch pass was intercepted by Rust, who fell to the ground as time ran out, ending one of the most exciting bowl games in school history.

GAME STATISTICS

NC State	3	7	7	14	31
Houston	0	3	7	21	31

NCST – Huff 37 field goal, 1Q – 6:48
UH – Coplin 21 field goal, 1Q – 14:56
NCST – Hooks 11 run (Huff kick), 1Q – 2:12
UH – Housman 1 run (Coplin kick), 3Q – 9:32
NCST – Fritts 7 pass from Buckley (Huff kick), 3Q – 5:47
UH – Johnson 10 run (Coplin kick), 4Q – 14:56
UH – Foster 73 pass from McGallion (Coplin kick), 4Q – 9:38
UH – Housman 5 run (Coplin kick), 4Q – 7:55
NCST – London 9 run (pass failed), 4Q – 3:38
NCST – Buckley 1 run (Fritts run), 4Q – 2:17

	NCST	UH
First Downs	20	25
Rushing Yards	41-154	69-343
Passing Yards	200	179
Passing (C-A-I)	18-30-2	8-14-2
Total Offense	71-354	83-522
Fumbles-Lost	5-1	5-3
Penalties-Yards	1-15	3-35
Punts - Avg.	6-36.0	2-44.5

Rushing – UH: Housman 21-134, McGraw 10-62, Johnson 12-54; NCST: Fritts 16-89, Hooks 8-29.
Passing – UH: McGallion 8-14-2-178; NCST: Buckley 18-28-2-200.

Receiving – UH: Bass 5-92, Foster 1-73; NCST: Fritts 5-33, Hovance 3-78.

Attendance: 35,122

BOWL RECAPS

1977 COTTON BOWL
#6 Houston 30, #4 Maryland 21
Jan. 1, 1977 • Cotton Bowl • Dallas

Houston stunned the Southwest Conference by winning the conference title in its first year of competition in the league, earning its first trip to a New Year's Day bowl. Then, the Cougars stunned fifth-ranked and undefeated Maryland, 30-21, in the 41st Annual Cotton Bowl Classic to achieve its highest final national ranking ever.

UH jumped out to a quick 21-0 lead on the Terps, and that lead, as well as a strong defensive showing in the second half, carried the Cougars to victory. Running backs Alois Blackwell and Dyral Thomas each gained over 100 yards with Blackwell's 149 yards on 22 carries leading Houston. His success came against a Maryland defense ranked second in the nation in rushing defense, and he was named the game's Most Valuable Offensive Player. UH cornerback Mark Mohr, who made seven tackles, broke up two passes, blocked a punt and recovered a fumble, was the Defensive MVP.

Houston's first score came on an 11-yard run by Thomas with 6:27 to go in the first quarter. The Cougars drove 80 yards in 11 plays with Blackwell's 23-yard gain highlighting the march.

Mohr blocked Maryland punter Mike Sochko's kick, giving UH possession on the 38. Two plays later, Blackwell broke through a hole and went 33 yards for the touchdown.

Another Maryland mistake, this one a fumble on the kickoff recovered by Mohr, returned the ball to Houston on the Terps 24-yard line. Five straight rushing plays resulted in Blackwell's one-yard run and a 21-0 UH lead. Maryland had surrendered only 22 total points in the first quarter in the first 11 games of the year.

Maryland came back with a six-yard scoring run by quarterback Mark Manges. Both defenses tightened and the teams exchanged punts until Houston began a drive at its own three-yard line with 3:17 left in the half. A pair of runs by Davis and Blackwell netted 29 yards, and on second-and-six from the Maryland 33, split end Don Bass grabbed Davis' pass (one of just two first-half passes) and went the distance. Lennard Coplin's kick failed, but Houston owned a 27-7 halftime lead.

Maryland drove to the Houston four on its first possession of the second half, but on fourth and goal UM wingback Chuck White was stopped short of the goal line by UH's Vincent Greenwood. Thomas fumbled, giving Maryland the ball on the UH 35. This time the Terps converted with an 11-yard completion from Manges to tight end Eric Sievers.

Another UH fumble put Maryland on the Houston 30 three series later, and again the Terps capitalized. Fullback Tim Wilson went over from the one, and the extra point closed the UH lead to 27-21 with 8:46 left in the game.

After a punt by each team, Houston regained the ball on its own seven and embarked on a 14-play, 81-yard drive that would result in a game-clinching field goal by Coplin. The key play came on fourth-and-one on the Maryland 41 with 1:56 left when Thomas went 32 yards for the first down. When the drive stalled at the 12, Coplin hit a 28-yard field goal to seal the win and the No. 4 final ranking.

GAME STATISTICS

Maryland	0	7	7	7	21
Houston	21	6	0	3	30

UH – Thomas 11 run (Coplin kick), 1Q – 6:27
UH – Blackwell 33 run (Coplin kick), 1Q – 3:13
UH – Blackwell 1 run (Coplin kick), 1Q – 0:51
 UM – Manges 6 run (Loncar kick), 2Q – 9:36
UH – Bass 33 pass from Davis (kick failed), 2Q – 0:55
 UM – Sievers 11 pass from Manges (Sochko kick), 3Q – 1:41
 UM – Wilson 1 run (Sochko kick), 4Q – 8:46
UH – Coplin 28 field goal, 4Q – 0:18

	UM	UH
First Downs	17	20
Rushing Yards	40-120	64-320
Passing Yards	179	108
Passing (C-A-I)	17-32-0	5-8-0
Total Offense	72-299	72-428
Fumbles-Lost	1-1	4-3
Penalties-Yards	8-80	5-22
Punts - Avg.	6-43.7	4-35.8

Rushing – UH: Blackwell 22-149, Thomas 14-104; **UM:** Scott 11-47, Manges 14-32.
Passing – UH: Davis 5-8-0-108; **UM:** Manges 17-32-0-179.
Receiving – UH: Foster 3-62, Bass 1-33; **UM:** Kinney 5-72; Wilson 5-26.

Attendance: 58,500 (estimated)

1979 COTTON BOWL
#10 Notre Dame 35, #9 Houston 34
Jan. 1, 1979 • Cotton Bowl • Dallas

In bone-chilling cold, Notre Dame made one of the greatest comebacks in bowl history, scoring 23 points in the final 7:37 to record a 35-34 win over Houston in the 43rd Annual Cotton Bowl Classic. The game will be forever remembered, not only for the cold and the comeback, but as the "coming out" party for Fighting Irish quarterback Joe Montana, who would go on to become one of the best quarterbacks in NFL history.

The Irish scored the game-winning touchdown with no time left on the clock when Montana tossed an eight-yard pass to split end Kris Haines. Kicker Joe Unis' PAT provided the difference in a heart-wrenching loss for UH.

Houston had scored 34 straight points after Notre Dame took a 12-0 lead in the first quarter. The Irish scored on a three-yard Montana run and a one-yard rush by fullback Pete Buchanan on successive drives in the first to take the lead. Both conversion attempts failed.

After ND's Dave Waymer fumbled a punt, Houston gained the ball on the Notre Dame 12, and two plays later, quarterback Danny Davis threw a 15-yard touchdown pass to split end Willis Adams. The score stood at 12-7 at the end of the first quarter.

A bevy of fumbles, interceptions and near interceptions marked second quarter action with most of the balls bouncing Houston's way. On fourth-and-goal, fullback Randy Love bulled over from the one to cap a six-play, 21-yard drive and give UH a 14-12 lead. Kenny Hatfield intercepted a Montana pass on the next possession and his 25-yard return put the Cougars on the Notre Dame 25. Hatfield was true on the 21-yard field goal.

Another Montana interception led to Hatfield's second three-pointer of the quarter, and a 20-12 UH halftime lead. The field goal, with just three seconds left in the half, came after a 39-yard, seven-play drive highlighted by a 16-yard completion from Davis to Eric Herring. Hatfield hit the cross bar, but his 34-yarder bounced over and was good.

Houston scored on a pair of Davis runs in the third period. His first score, from two yards out, ended a 38-yard, eight-play drive. UH's Bobby Harrison blocked Notre Dame kicker Dick Boushka's punt and the Cougars turned that turnover into seven points on Davis' five-yard touchdown run at 4:40.

The fourth quarter was a battle of field position until Notre Dame blocked UH punter Jay Wyatt's kick and took over on the Houston 11. Three plays resulted in a loss of three yards and on fourth-and-13 from the UH 14, Montana's pass was incomplete. However, UH could not move the ball, and Wyatt's next punt was also blocked. This one was recovered by Irish strong safety Steve Cichy and returned 33 yards for a Notre Dame touchdown. The two point conversion from Montana to Vagas Ferguson was good and Houston's lead stood at 34-20.

Notre Dame's defense held, forcing another Wyatt punt. Montana completed two passes for 47 yards, then used a pass interference call to reach the Houston three. On third down from the two, Montana scampered in for the score. He then hit Haines with the two-point conversion pass to make it a six-point game.

Houston was forced to punt again, but the Irish's next drive ended when Montana fumbled with less than two minutes on the clock and UH's Tommy Ebner recovered. Houston advanced to its 29, and on fourth-and-one, sent running back Emmett King over left tackle to try and run out the clock. King was stopped for no gain, and Notre Dame and Montana had 29 yards to go in 28 seconds.

Montana gained 11 yards around right end on first down, then passed for 10 to Haines. After an incompleting, the Notre Dame QB hit Haines from eight yards out for the tying score. Unis' PAT completed the comeback.

GAME STATISTICS

Notre Dame	12	0	0	23	35
Houston	7	13	14	0	34

ND – Montana 3 run (kick failed), 1Q – 6:55
 ND – Buchanan 1 run (pass failed), 1Q – 4:40
UH – Adams 15 pass from Davis (Hatfield kick), 1Q – 0:17
UH – Love 1 run (Hatfield kick), 2Q – 6:27
UH – Hatfield 21 field goal, 2Q – 0:03
UH – Davis 2 run (Hatfield kick), 3Q – 6:29
UH – Davis 5 run (Hatfield kick), 3Q – 4:40
 ND – Cichy 33 punt return (Ferguson pass from Montana), 4Q – 7:25
 ND – Montana 2 run (Haines pass from Montana), 4Q – 4:15
 ND – Haines 8 pass from Montana (Unis kick), 4Q – 0:00

	ND	UH
First Downs	13	16
Rushing Yards	40-131	63-229
Passing Yards	163	60
Passing (C-A-I)	13-37-4	4-13-0
Total Offense	77-294	76-289
Fumbles-Lost	3-3	6-3
Penalties-Yards	8-74	6-39
Punts - Avg.	7-26.3	10-25.5

Rushing – UH: Davis 19-76, King 21-74, Love 22-73; **ND:** Heavens 16-71, Montana 7-26.
Passing – UH: Davis 4-12-0-60; **ND:** Montana 13-34-4-163.
Receiving – UH: Adams 2-35; **ND:** Heavens 4-60, Haines 4-31.

Attendance: 72,000 (35,000 no-shows)

BOWL RECAPS

1980 COTTON BOWL
#8 Houston 17, #7 Nebraska 14
Jan. 1, 1980 • Cotton Bowl • Dallas

Houston quarterback Terry Elston hit Eric Herring with a six-yard touchdown pass with 12 seconds left to give the Cougars a 17-14 victory over seventh-ranked Nebraska in the 1980 Cotton Bowl. The victory lifted UH to an 11-1 record on the year, tying the most wins in school history, and a No. 5 final national ranking.

The Houston defense limited a potent Nebraska offense to just 227 yards on the day, less than half of their season average. The Cornhuskers, featuring Jarvis Redwine and I.M. Hipp, gained just 136 yards on 41 carries and tallied only 13 first downs in the game. Elston led Houston with 87 yards rushing on 22 carries while fullback John Newhouse added 64 yards. Herring caught five passes for 51 yards.

Nebraska jumped out to a 7-0 lead in the first quarter on a nine-yard scoring run by Redwine. The teams then traded punts until Houston tied the game on Elston's eight-yard run and Kenny Hatfield's extra point at 12:17 of the second quarter. Elston's 27-yard pass to Lonell Phea on third-and-six to the Nebraska 15 proved to be the key play of the drive.

Through the next two quarters, the teams traded punts and turnovers with neither team reaching its opponents' 30. The entire third quarter, in fact, was a series of "three and outs."

Then Houston embarked on a 59-yard, 13-play drive that resulted in a 41-yard Hatfield field goal. Again, Elston hit Phea for a gain of 20 on the drive, which reached the Nebraska 24 before Hatfield's kick. Houston took a 10-7 lead with 8:25 left.

Houston forced another Nebraska punt, but gave the ball back one play later when Newhouse fumbled. From first down on the Houston 31, the Cornhuskers drove to the six, where Quinn hit tight end Jeff Finn with a six-yard touchdown pass. Dean Sukup added the extra point to give NU a 14-10 lead with less than four minutes to play.

Starting on its own 34, the Cougars began a purposeful march downfield. Twice, they converted on third downs until reaching the Nebraska 20 with 59 seconds to play. An Elston to Herring hookup gained 11, but the next three plays netted just five yards, and the Cougars faced fourth-and-goal from the six with 19 seconds left.

Then Elston found Herring cutting across the goal line for the touchdown, and Hatfield added the extra point to give UH a come-from-behind Cotton Bowl victory of its own.

GAME STATISTICS

Nebraska	7	0	0	7	14
Houston	0	7	0	10	17

NU – Redwine 9 run (Sukup kick), 1Q – 5:13
 UH – Elston 8 run (Hatfield kick), 2Q – 12:17
 UH – Hatfield 41 field goal, 4Q – 8:25
 NU – Finn 6 pass from Quinn (Sukup kick), 4Q – 3:56
 UH – Herring 6 pass from Elston (Hatfield kick), 4Q – 0:12

	NU	UH
First Downs	13	18
Rushing Yards	41-136	61-206
Passing Yards	91	119
Passing (C-A-I)	11-27-1	9-19-0
Total Offense	63-227	80-325
Fumbles-Lost	1-1	7-3
Penalties-Yards	7-90	2-22
Punts - Avg.	10-40.6	7-42.0

Rushing – UH: Elston 22-87, Newhouse 15-64; NU: Redwine 17-58, Franklin 12-40.
 Passing – UH: Elston 9-16-0-119; NU: Quinn 10-19-1-78.
 Receiving – UH: Herring 5-51, Phea 2-47; NU: Brown 5-30, Miller 2-26.

Attendance: 72,000

1980 GARDEN STATE BOWL
Houston 35, Navy 0
Dec. 22, 1980 • Giants Stadium • East Rutherford, N.J.

Houston put on one of its most impressive offensive and defensive performances of the season in downing Navy, 35-0, in Garden State Bowl III at Giants Stadium in East Rutherford, N.J.

Running back Terald Clark sparked the offense with 163 yards on 26 carries and three touchdowns, while All-America linebacker Leonard Mitchell made key tackles, recovered a fumble and broke up a pass to lead UH defensively. The Cougars gained 405 of their 450 yards on the ground, while limiting Navy to just 200 yards in total offense. Navy had brought the nation's sixth-rated defense and 10th-best rushing defense into the game, but turnovers and special teams blunders cost the Midshipmen.

Houston scored on its first drive, going 31 yards on eight plays after a Navy fumble to take a 7-0 lead. Clark scored on a one-yard run and Jeff Shaffer added the PAT.

A blocked punt by UH's Leo Truss helped lead to Houston's next score, a one-yard effort by quarterback Terry Elston. Clark gained 25 yards on the 43-yard drive as all 10 plays were on the ground. The Cougars took a 14-0 lead after one quarter.

Houston added two more touchdowns in the second period, while Navy kicker Steve Fehr missed a 27-yard field goal, spoiling the Middies' best scoring chance of the day. At 7:51 of the second quarter, Houston's David Barrett scored on a 14-yard run after a 69-yard, seven-play drive.

Navy fumbled the ball on the kickoff and UH's Calvin Eason recovered on the Navy 26. Clark went all 26 yards on the first play behind a block by guard Jeff Faniel, and Elston scored the two-point conversion on a keeper to give UH a 28-0 halftime lead.

The Cougars scored the final points of the contest on their first drive of the second half. After a 71-yard, 13-play march, Clark scored from the two to notch his third touchdown of the day and give UH an insurmountable 35-0 lead.

Clark, a senior, was named the game's Most Outstanding Player.

GAME STATISTICS

Houston	14	14	7	0	35
Navy	0	0	0	0	0

UH – Clark 1 run (Shaffer kick), 10:41
 UH – Elston 1 run (Shaffer kick), 3:43
 UH – Barrett 14 run (kick failed), 7:51
 UH – Clark 26 run (Elston run), 7:38
 UH – Clark 2 run (Shaffer kick), 9:48

	UH	NAVY
First Downs	24	12
Rushing Yards	78-405	35-135
Passing Yards	45	65
Passing (C-A-I)	3-7-1	7-25-1
Total Offense	85-450	60-200
Fumbles-Lost	8-3	4-2
Penalties-Yards	4-39	2-26
Punts - Avg.	2-35.5	6-29.7

Rushing – UH: Clark 26-163, Polk 17-76, Barrett 9-61-1; Navy: Tolbert 7-53, Sherlock 15-41.
 Passing – UH: Elston 1-4-0-28, Chinn 2-3-1-17; Navy: Reitzel 5-12-1-42, Tarquinio 2-12-0-23.
 Receiving – UH: Miller 1-28, Phea 1-11; Navy: Papajohn 3-36, Dent 2-23.

Attendance: 41,417

BOWL RECAPS

1981 SUN BOWL

Oklahoma 40, Houston 14

Dec. 26, 1981 • Sun Bowl • El Paso, Texas

Oklahoma scored 30 points in the fourth quarter to break open a close game and hand Houston its worst bowl defeat ever, 40-14, at the 47th Annual Sun Bowl in El Paso, Texas.

Oklahoma's Fred Sims gained 181 yards on 15 carries and quarterback Darrell Shepard added 107 yards and two rushing touchdowns to lead the Sooners. UH quarterback Lionel Wilson completed 17-of-28 passes for 216 yards to lead the Cougar offense, but Houston committed four turnovers in the game, including one very costly one.

A fumble on what looked like a sure Houston touchdown proved to be the turning point in the game. Following the fumble, Oklahoma scored on four straight possessions to cement the victory.

Trailing 10-7, UH halfback Robert Durham caught a Wilson pass at the OU 47-yard line and had open territory to the end zone. But Oklahoma defender Elbert Watts knocked the ball loose at the three and it went out of the end zone for a touchback. Oklahoma took over on its 20 and advanced quickly to the Cougar nine on Shepard's 42-yard run. Three plays later, Shepard went one yard up the middle for the touchdown and a 17-7 Oklahoma lead.

From there the wheels began to come off. After a 14-yard Houston punt, Oklahoma's Michael Keeling ended a Sooner drive by kicking his second field goal of the day – this from 49 yards out – to boost the Sooners' lead to 20-7.

The Cougars' next possession ended in a fumble, and Sims soon broke a 30-yard run for a score and a 27-7 Oklahoma lead. Houston answered with its last touchdown of the day, going 74 yards on 13 plays. Donald Jordan scored on a six-yard run and Mike Clendenen added the point after, but UH trailed 27-14 with less than three minutes remaining.

Oklahoma recovered UH's onside kick attempt and Sims ripped off another long run, this one of 48 yards, to set up Ron Mills' two-yard score. Keeling missed the PAT, but it was the only thing that went wrong for OU in the quarter. The Sooners scored their final touchdown on a 28-yard interception return by defensive end John Truitt, ending a nightmare quarter for Houston.

Shepard was named the game's MVP. Houston ended its season, the third straight in which it went to a bowl game, with a 7-4-1 record.

GAME STATISTICS

Houston	0	7	0	7	14
Oklahoma	7	0	3	30	40

OU – Shepard 34 run (Keeling kick), 1Q – 5:05
 UH – Wilson 1 run (Clendenen kick), 2Q – 3:39
 OU – Keeling 32 field goal, 3Q – 4:09
 OU – Shepard 1 run (Keeling kick), 4Q – 13:07
 OU – Keeling 49 field goal, 4Q – 8:03
 OU – Sims 30 run (Keeling kick), 4Q – 6:19
 UH – Jordan 6 run (Clendenen kick), 4Q – 2:55
 OU – Mills 2 run (kick failed), 4Q – 1:30
 OU – Truitt 28 interception return (Keeling kick), 4Q – 1:16

	UH	OU
First Downs	26	15
Rushing Yards	59-157	54-409
Passing Yards	228	-2
Passing (C-A-I)	18-29-1	1-5-1
Total Offense	88-385	59-407
Fumbles-Lost	4-3	2-1
Penalties-Yards	2-27	7-48
Punts - Avg.	6-37.0	5-38.6

Rushing – UH: Polk 19-74, Franklin 4-29; OU: Sims 15-181, Shepard 17-107.
 Passing – UH: Wilson 17-21-1-216; OU: Shepard 1-5-1(-2).
 Receiving – UH: Ford 6-52, Phea 4-48; OU: Ross 1(-2).

Attendance: 33,816

1985 COTTON BOWL

#8 Boston College 45, Houston 28

Jan. 1, 1985 • Cotton Bowl • Dallas, Texas

Heisman Trophy winner Doug Flutie brought his Boston College Eagles to Dallas, but it was the rushing of Flutie's backfield mates that proved the difference in BC's 45-28 victory over Houston in the 49th Annual Cotton Bowl.

Flutie threw for 180 yards and three touchdowns, but completed only 13-of-37 throws on the day and was intercepted twice. Running backs Troy Stradford and Mike Strachan teamed to doom Houston; Stradford gained 196 yards on 20 carries while Strachan added 91 yards on 23 rushes and was named the game's MVP.

The game was a series of scoring runs. Boston College would jump out to an advantage, and Houston would battle back. The pattern continued until the fourth quarter when the Eagles would not let UH answer after it extended a 31-28 lead to the final margin of 45-28.

Boston College jumped out to a 14-0 first quarter advantage on a pair of Flutie touchdown passes. A 63-yard completion to Kelvin Martin started the scoring, and an eight-yard pass from Flutie to Stradford followed a UH fumble. Houston answered immediately when Earl Allen took the ensuing kickoff 98 yards for a touchdown. Mike Clendenen kicked the extra point, and the Cougars trailed 14-7.

An interception by the Eagles led to a 31-yard field goal by BC's Kevin Snow at the end of the first quarter.

Boston College added two touchdowns to extend its lead to 31-7. Flutie hit Gerard Phelan, who caught seven passes in the first half, over the middle for a 13-yard touchdown after driving BC 53 yards in five plays. UH quarterback Gerald Landry was then intercepted on Houston's next play, and once again Boston College capitalized. Strachan scored on a two-yard run after Flutie had picked up 27 yards on a scramble to the two.

Houston came back before the half when Landry hit Larry Shepherd with a 15-yard touchdown pass. Landry's 38-yard completion to tight end Carl Hilton was the biggest play of the UH scoring drive.

The Cougars made it close in the third. After five punts to start the period, Houston mounted a scoring march, thanks to a 26-yard Landry to Hilton completion and a 33-yard run by Raymond Tate to set up Tate's two-yard touchdown jaunt. Then, Audrey McMillian intercepted a Flutie pass at the Boston College 25 and took it back for the touchdown, bringing the Cougars within three at 31-28.

On Houston's next possession, a couple of costly penalties hurt the Cougars and slowed their momentum. Boston College, uncharacteristically, went to its running game, and nine straight rushes resulted in a four-yard Strachan touchdown and a 38-28 BC lead.

Another turnover stopped the Cougars and they were unable to take advantage of Flutie's second interception of the half. Stradford provided the final margin when he scored on an 18-yard run with 1:08 remaining.

Hilton caught five passes for 97 yards for UH, which finished the season with a 7-5 record.

GAME STATISTICS

Boston College	17	14	0	14	45
Houston	7	7	14	0	28

BC – Martin 63 pass from Flutie (Snow kick), 8:15
 BC – Stradford 8 pass from Flutie (Snow kick), 3:28
 UH – Allen 98 kickoff return (Clendenen kick), 3:14
 BC – Snow 31 field goal, 0:31
 BC – Phelan 13 pass from Flutie (Snow kick), 4:38
 BC – Strachan 2 run (Snow kick), 1:41
 UH – Shepherd 15 pass from Landry (Clendenen kick), 0:22
 UH – Tate 2 run (Clendenen kick), 4:04
 UH – McMillian 25 interception return (Clendenen kick), 3:10
 BC – Strachan 4 run (Snow kick), 5:45
 BC – Stradford 18 run (Snow kick), 1:08

	UH	BC
First Downs	15	22
Rushing Yards	42-167	50-353
Passing Yards	154	180
Passing (C-A-I)	9-29-2	13-37-2
Total Offense	71-321	87-533
Fumbles-Lost	2-1	3-2
Penalties-Yards	7-66	7-64
Punts - Avg.	10-33.0	8-29.9

Rushing – UH: Tate 10-71, Landry 22-66; BC: Stradford 20-196, Strachan 23-91.
 Passing – UH: Landry 9-29-2-154; BC: Flutie 13-37-2-180.
 Receiving – UH: Hilton 5-97, Shepherd 2-47; BC: Phelan 7-94, Stradford 4-16-1.

Attendance: 67,781

BOWL RECAPS

1988 ALOHA BOWL

#18 Washington State 24, #14 Houston 22
Dec. 25, 1988 • Aloha Bowl • Honolulu

In a battle of Cougars, Washington State scored 24 points in the second quarter and shut down Houston's potent run-and-shoot offense to claim a 24-22 win in the 1988 Aloha Bowl in Honolulu, Hawaii.

Washington State piled up 216 yards rushing and added 154 through the air while holding UH to 68 rushing yards and 309 yards overall. Tailback Steve Broussard led WSU with 139 yards on the ground, and QB Timm Rosenbach threw for 306.

James Dixon started the game off well for UH by taking the opening kickoff 84 yards to the Washington State 15-yard line. The Cougars advanced to the 10 before Roman Anderson's 27-yard field goal gave UH a 3-0 lead.

Washington State drove to the UH four, but Rosenbach was sacked, and his fumble was recovered by Houston's Keith Jenkins. The teams traded punts until WSU's Vernon Todd intercepted an André Ware pass at his own 45-yard line. Broussard bobbled a handoff and fumbled at the UH five, but WSU flanker Victor Wood recovered and took the ball the remaining five yards for the touchdown.

After forcing a Houston punt, WSU started on an 80-yard drive. Rosenbach hit Wood from 15 yards out with 8:39 left in the half, and Jason Hanson's PAT made it WSU 14, UH 3. Ware's next pass was intercepted and returned to the Houston 15. Hanson's 33-yard field goal extended the Cougars' lead to 17-3.

Houston pulled to within eight on its next possession when Ware hit Jason Phillips for a 44-yard completion and Chuck Weatherspoon scored on a one-yard run for UH's first touchdown of the day. However, Roman Anderson missed what would prove to be a crucial extra point attempt following Weatherspoon's score.

Washington State answered with a 10-play, 75-yard drive before halftime. Rosenbach scored from the one, and WSU led 24-9 at the break.

Houston's Cougars were not able to mount a drive in the third quarter until David Dacus replaced Ware with 6:07 on the clock. He quickly hit Kevin Mason with a 53-yard bomb down the right sideline. After a failed conversion pass, Houston trailed 24-15.

Washington State penetrated to the Houston eight, where Alton Montgomery stepped in front of a Rosenbach pass at the goal line and took it all the way back to the WSU 28 for a 72-yard return. Weatherspoon and Dacus combined to take the Cougars the rest of the way, with Weatherspoon earning the touchdown on a shovel pass from Dacus. After the Anderson PAT, Houston trailed by two with 13:16 left in the game.

Washington State's next drive stalled on the UH 34, where Rosenbach's pass on fourth and three fell incomplete. Houston was unable to sustain a drive and the teams exchanged punts. Houston got the ball back with 5:16 left and drove from its own 20 to the WSU 31. From there, Dacus hit Dixon with a 21-yard pass to the 10. Dixon eluded one tackle, but was hit by linebacker Tuineau Alipate and fumbled. The ball rolled to the five, where it was recovered by WSU's Artie Holmes with 2:44 left. WSU ran out the clock to secure the 24-22 victory.

GAME STATISTICS

Washington State	0	24	0	0	24
Houston	3	6	6	7	22

UH – Anderson 27 field goal, 1Q – 13:13
 WSU – Wood 9 fumble recovery (Hanson kick), 2Q – 13:39
 WSU – Wood 15 pass from Rosenbach (Hanson kick), 2Q – 8:39
 WSU – Hanson 33 field goal, 2Q – 6:31
 UH – Weatherspoon 1 run (kick failed), 2Q – 4:56
 WSU – Rosenbach 1 run (Hanson kick), 2Q – 0:53
 UH – Mason 53 pass from Dacus (pass failed), 3Q – 4:25
 UH – Weatherspoon 2 pass from Dacus (Anderson kick), 4Q – 13:16

	WSU	UH
First Downs	23	13
Rushing Yards	56-154	21-68
Passing Yards	306	241
Passing (C-A-I)	19-36-1	17-40-2
Total Offense	92-460	61-309
Fumbles-Lost	2-1	2-1
Penalties-Yards	11-95	9-58
Punts - Avg.	6-46.0	8-45.4

Rushing – UH: Weatherspoon 14-80; WSU: Broussard 33-139.
 Passing – UH: Dacus 8-11-0-153, Ware 8-28-2-44;
 WSU: Rosenbach 19-36-1-306.
 Receiving – UH: Mason 2-83-1, Dixon 4-52; WSU: Stallworth 8-120.

Attendance: 35,132

1996 LIBERTY BOWL

#23 Syracuse 30, Houston 17
Dec. 26, 1996 • Liberty Bowl • Memphis, Tenn.

Houston's return to post-season play in the 38th Annual St. Jude Liberty Bowl marked a remarkable turnaround for the UH program under Kim Helton.

The Cougars headed into Memphis as one of the hottest teams in the country having won their last three games of the season to earn a share of the Conference USA championship.

On this day the rushing attack of the Orangemen proved to be too much for Houston's defense as UH fell to Syracuse 30-17 in front of 49,163 fans at Liberty Bowl Memorial Stadium and an ESPN national television audience.

Syracuse struck first after the initial kickoff with a four-play, 80-yard touchdown scoring drive. Quarterback Donovan McNabb scored from one yard out to put SU on top 7-0.

Houston returned the favor on its first drive of the game with a four-play, 77-yard scoring drive of its own. Quarterback Chuck Clements hit tailback Antowain Smith twice, including a touchdown reception of 21 yards to even the score at 7-7. A Clements to Scott Regimbald 51-yard pass put the Cougars in scoring position to set up Smith's reception.

With 9:02 left in the second period, the SU rushing attack struck again when fullback Rob Konrad reached the end zone to up the score to 14-7. Later in the quarter Syracuse extended its lead to 16-7 after a snap sailed over the head of Houston punter Ignacio Saucedo as he stood deep in UH territory.

Houston came back before halftime as Smith rushed three times for 63 yards, including a 51-yard jaunt from UH's 46-yard line to SU's 3. He finished the drive with a three-yard touchdown run to pull Houston within two points going into the lockerroom.

The second half was far less eventful as both teams went scoreless in the third quarter. It was not until the clock read 13:52 in the final period that Syracuse's McNabb scored his second touchdown of the day, on a two-yard run, to give the Orangemen a 23-14 lead.

Houston was only able to put three more points on the board as Sebastian Villarreal hit a 23-yard field goal with 10:50 left in the game.

As it turned out, the ground game of Syracuse was just too much for the Cougar defense. Thomas rushed into the endzone from six yards out to put an end to the day's scoring at 30-17.

GAME STATISTICS

Syracuse	7	9	0	14	30
Houston	7	7	0	3	17

SU – McNabb 1 run (Trout kick), 1Q – 13:16
 UH – Smith 21 pass from Clements (Villarreal kick), 1Q – 11:48
 SU – Konrad 2 run (Trout kick), 2Q – 9:02
 SU – Team safety, 2Q – 3:58
 UH – Smith 3 run (Villarreal kick), 2Q – 0:30
 SU – McNabb 2 run (Trout kick), 4Q – 13:52
 UH – Villarreal 23 field goal, 4Q – 10:50
 SU – Thomas 6 run (Trout), 4Q – 5:29

	SU	UH
First Downs	25	13
Rushes-Yards	64-396	27-124
Passing Yards	76	217
Passing (C-A-I)	4-10-0	14-28-1
Total Offense	74-472	55-341
Return Yards	80	148
Punts-Avg.	4-42.5	3-35.0
Fumbles-Lost	0-0	0-0
Third Down Conv.	9-15	3-11
Penalties-Yards	5-41	5-30
Time of Possession	38:01	21:59

Rushing – SU: Thomas 24-205, McNabb 12-53, Jones 7-42, Konrad 9-41, McIntosh 5-27, Morris 4-27, Maddox 1-13, Brown 1-4; UH: Smith 19-123, Sanford 6-37, Wheeler 1-0.
 Passing – SU: McNabb 10-4-0-76; UH: Clements 28-14-1-217.
 Receiving – SU: Maddox 2-47, Williams 1-16, Sinceno 1-13; UH: Smith 5-44, Wheeler 3-43, Johnson 2-16, Bryant 1-51, Regimbald 1-51, West 1-12, Sanford 1-0.

Attendance: 49,163

BOWL RECAPS

2003 SHERATON HAWAII BOWL

Hawaii 54, Houston 48 (3 OT)

Dec. 25, 2003 • Aloha Stadium • Honolulu

In an "Instant Classic" performance, the University of Houston and the University of Hawaii battled for over four hours and three overtimes before the Warriors concluded Christmas Day with a 54-48 win over the Cougars.

The fact that the game made it to overtime was a testament to the never-say-die attitude of the Cougars. With Hawaii ahead by seven in the waning moments of regulation, the Cougars eventful season looked to be over as the Warriors lined up for a 29-yard field with just over a minute to play. When the field-goal attempt went wide, the Cougars still had a chance. And, the Red and White did not disappoint.

In what will be described as "Vincent's Run", the Cougars tied the game up on a miraculous play. Facing a third-and-11 from their own 19-yard line with less than 30 seconds left to play, Kevin Kolb found Vincent Marshall on a quick pass that Marshall turned into an 81-yard touchdown as he outraced the Warrior secondary to tie the game.

Both teams scored touchdowns in both the first and second overtimes, setting the stage for the dramatic third overtime. The Warriors took the lead on an eight-yard run by Michael Brewster, but UH's Will Gulley intercepted Hawaii's two-point attempt.

The Cougars took over on their possession, needing a touchdown to send it to a fourth overtime, but more importantly, could get the two points needed for the victory; however, the Cougars failed to convert on fourth down.

Houston jumped on the board first after taking the opening kickoff and driving down the field to score first. Kolb hooked up with Chad McCullar from 34 yards out to give Houston a quick 7-0 lead. A Dustin Bell field goal on the next possession increased the lead to 10-0.

The Warriors tied the score up by scoring the game's next 10 points on a 19-yard field goal and a 48 yard pass from Timmy Chang, who relieved starter Jason Whieldon, to Clifton Herbert.

The Cougars regained the lead on the first of three rushing touchdowns by Jackie Battle, and then increased their advantage to 20-10 with Bell's second field goal on the afternoon.

Hawaii took control of the game by scoring 17 unanswered points, including two more scoring tosses by Chang. After an exchange of touchdowns by Houston and Hawaii, the Warriors took the lead again when Chang hooked up with Jason Ribers from four yards out with less than 10 minutes to play, which set the stage for Marshall's heroics.

Battle was named the MVP for the Cougars after rushing for a career-high 124 yards and three touchdowns.

GAME STATISTICS

Houston	10	10	0	14	7	7	0	48
Hawaii	3	10	14	7	7	7	6	54

- UH – McCullar 34 pass from Kolb (Bell kick), 1Q – 11:53
- UH – Bell 21 field goal, 1Q – 9:05
- HA – Miranda 19 field goal, 1Q – 5:48
- HA – Herbert 48 pass from Chang (Miranda kick), 2Q – 14:28
- UH – Battle 2 run (Bell kick), 2Q – 11:16
- UH – Bell 35 field goal, 2Q – 4:42
- HA – Miranda 29 field goal, 2Q – 1:53
- HA – Brewster 1 run (Miranda kick), 3Q – 13:23
- HA – Rivers 7 pass from Chang (Miranda kick), 3Q – 4:35
- UH – Battle 2 run (Bell kick), 4Q – 14:18
- HA – Rivers 4 pass from Chang (Miranda kick), 4Q – 9:51
- UH – Marshall 81 pass from Kolb (Bell kick), 4Q – 0:22
- UH – Komine 11 pass from Chang (Miranda kick), OT1
- UH – Evans 6 run (Bell kick), OT1
- UH – Battle 4 run (Bell kick), OT2
- HA – Rivers 18 pass from Chang (Miranda kick), OT2
- HA – Brewster 8 run (pass failed), OT3

	UH	Hawaii
First Downs	25	30
Rushes-Yards	54-185	38-114
Comp.-Att.-Int.	19-34-2	29-47-1
Passing Yards	332	527
Return Yards	223	51
Punts-Average	5-46.6	4-41.0
Fumbles-Lost	2-0	2-1
Third Down Conv.	7-19	6-14
Penalties-Yards	10-105	5-45
Time of Possession	29:50	30:10

- Rushing – UH: Battle 19-124, Evans 22-66, Schirmer 2-8, Kolb 8-7, Marshall 2-(-9), Team 1-(-11);
- Hawaii: Brewster 14-79, West 6-33, Bass 6-27, Whieldon 5-12, Team 1-(-1), Chang 6-(-36).
- Passing – UH: Kolb 34-19-2-332;
- Hawaii: Chang 42-26-1-475, Whieldon 5-3-0-52.
- Receiving – UH: Marshall 7-157, McCullar 5-103, Middleton 3-25, Pritchett 2-31, Kolb 1-8, Hopkins 1-8;
- Hawaii: Rivers 7-143, Komine 7-73, Cockheran 5-162, Brewster 3-40, Welch 3-31, Poumele 2-27, Herbert 1-48, Bass 1-3.

Attendance: 25,551

2005 FORT WORTH BOWL

Kansas 42, Houston 13

Dec. 23, 2005 • Amon G. Carter Stadium • Fort Worth, Texas

Jason Swanson threw for 307 yards and four touchdowns, one more than he had in the regular season, and the Kansas Jayhawks beat Houston 42-13 in the Fort Worth Bowl for their first winning season and first bowl victory in 10 years.

Tailback Jon Cornish turned two shovel passes from Swanson into scores, and also rushed for 101 yards on 16 carries. Brian Murph, who hadn't returned a kick all season, turned a muffed punt into an 85-yard score in the first quarter that put the Jayhawks (7-5) ahead to stay. He also caught a 48-yard TD pass.

Houston (6-6) has lost six straight bowls since winning the 1980 Garden State Bowl.

Swanson started his fifth straight game, going 19-for-29 in his fourth victory and earning MVP honors. The senior was the third starting quarterback used by Kansas this year. He hurt his leg during the preseason, but took over in late October after Adam Barrman and Brian Luke struggled.

Cougars junior quarterback Kevin Kolb started his 36th straight game and became the career total offense leader at the school where David Klingler and André Ware also threw passes. Kolb was 20-of-44 passing for 214 yards with three interceptions, all turned into scores by Kansas.

Kolb had a 1-yard sneak for Houston's only touchdown. The Cougars were held to a season-worst 244 total yards after leading Conference USA with 457 a game during the regular season. Kansas had 538 yards.

Charlton Keith got between Kolb and his intended receiver on a quick-out pass in the fourth quarter. He jumped up and grabbed the pass, then sprinted 14 yards and dived into the end zone.

Theo Barnes had two interceptions for the Jayhawks. The first set up Cornish's 30-yard TD catch in the third quarter, and the second led to Murph's TD catch with 9 minutes left for the final touchdown.

Five minutes into the game, Murph muffed a punt. The ball rolled several yards away from him before he picked it up, circled around several defenders and ran all the way to the left sideline. He then cut back across the field and slipped past a tackler into the open.

Swanson had completions of 31 and 19 yards on the first two plays, but the Jayhawks didn't get another first down on the opening drive. The Cougars then went three-and-out before Justin Laird's 57-yard punt that Murph muffed.

Cornish's first TD was a 13-yard play in the second quarter. Mark Simmons added a 32-yard score in the third when he caught Swanson's pass near the 20, then was free when he twisted inside and the defender slipped.

GAME STATISTICS

Kansas	7	7	14	14	42
Houston	0	10	3	0	13

- KU – Murph 85 punt return (Webb kick), 1Q – 10:26
- UH – Bell 32 FG, 2Q – 14:22
- KU – Cornish 13 pass from Swanson (Webb kick), 2Q – 12:49
- UH – Kolb 1 run (Bell kick), 2Q – 0:57
- KU – 30 pass from Swanson (Webb kick), 3Q – 12:43
- UH – Lawrence 44 FG, 3Q – 8:29
- KU – Simmons 32 pass from Swanson (Webb kick), 3Q – 4:57
- KU – Keith 14 interception return (Webb kick), 4Q – 12:23
- KU – Murph 48 pass from Swanson (Webb kick), 4Q – 9:08

	KU	UH
First Downs	29	15
Rushes-Yards	39-198	24-30
Comp.-Att.-Int.	21-32-0	20-44-3
Passing Yards	340	214
Return Yards	131	64
Punts-Average	2-43.0	7-44.9
Fumbles-Lost	1-1	1-0
Third Down Conv.	4-11	4-14
Penalties-Yards	14-138	4-54
Time of Possession	33:29	26:31

- Rushing – KU: Cornish 16-101, McAnderson 7-41, Swanson 7-33, Green 9-23; UH: Battle 3-8, Kolb 9-8, Gilbert 9-7, Marshall 1-7, Evans 2-0.
- Passing – KU: Swanson 19-29-0-307, Luke 2-3-0-33; UH: Kolb 20-44-3-214.
- Receiving – KU: Gordon 6-86, Simmons 5-77, Murph 4-78, Cornish 2-43, Henry 2-33, Fine 2-23; UH: Avery 5-71, Briles 4-36, Gilbert 3-41, McGilvray 3-29, McDaniel 2-15, Marshall 2-12, Harvey 1-10.

Attendance: 33,500

BOWL RECAPS

2006 AUTOZONE LIBERTY BOWL

South Carolina 44, Houston 36

Dec. 29, 2006 • Liberty Bowl • Memphis, Tenn.

With 56,103 in attendance, the University of Houston football team took to the field December 29, 2006 at the AutoZone Liberty Bowl in Memphis, Tenn. Houston faced off against the South Carolina Gamecocks of the SEC in just the third-ever meeting between the two schools.

After scoring four touchdowns in the first half, Houston was unable to hold off the Gamecocks, falling 44-36, in what College-FootballNews.com named the 4th-best bowl game of 2006.

The Cougars took an early lead off a 32-yard pass from Kevin Kolb to Vincent Marshall on their first drive of the game. But, the Gamecocks responded late in the first quarter on their second drive with a 2-yard touchdown run by Cory Boyd.

Down a touchdown in the second quarter, Kolb connected with Mark Hafner on a 4-yard pass to even the game at 14 all. Houston would regain the lead with 2:09 left in the first half when Jackie Battle scored from 42 yards out, running untouched to the end zone.

With the first half winding down, Houston scored again when Marshall broke away for a 77-yard touchdown run. It was the longest catch in the Liberty Bowl since 1997, when Pittsburgh had an 89-yard pass against Southern Miss.

With 55 points scored in the first half, Houston and South Carolina combined for the highest scoring half in Liberty Bowl history.

The third quarter proved to be all about defense. South Carolina scored the only points of the quarter on a 45-yard field goal by Ryan Succop. They took that momentum into the fourth quarter, scoring two touchdowns. The Gamecock's Blake Mitchell connected with Kenny McKinley on both scoring plays.

The Cougars pulled within eight points with just under six minutes left in the game, when Battle scored on a 3-yard run and Anthony Alridge completed the two-point conversion; however, it wouldn't be enough as South Carolina held off Houston for the win.

"We were very excited and anxious about the game, and I think we performed well as a football team. In a couple of instances we had a couple of unforced errors that I will take the fall for. But, just like our team has all season long; we battled hard. Our guys played hard, they fought hard, they believed. That's an inspiration to me as a coach," head coach Art Briles said after the game.

The two teams combined for 1,039 yards of total offense, the most ever in Liberty Bowl history. Houston gained 527 yards and the Gamecocks had 512.

Kolb was named Houston's Outstanding Offensive Player after completing 26-of-39 passes for 386 yards and three touchdowns. With his three tackles, one interception and one pass break up, Willie Gaston was named Houston's Outstanding Defensive Player.

GAME STATISTICS

South Carolina	7	20	3	14	44
Houston	7	21	0	8	36

UH – Marshall 32 pass from Kolb (Bell kick), 1Q–12:59

SC – Cory Boyd 2 run (Succop kick), 1Q–2:09

SC – Pavlovic 1 pass from Mitchell (kick failed), 2Q–10:47

UH – Hafner 4 pass from Kolb (Bell kick), 2Q–6:12

SC – Rice 19 pass from Mitchell (Succop kick), 2Q–2:53

UH – Battle 42 run (Bell kick), 2Q–2:09

SC – Boyd 9 run (Succop kick), 2Q–0:42

UH – Marshall 77 pass from Kolb (Bell kick), 2Q–0:11

SC – Succop 45 FG, 3Q–9:55

SC – McKinley 43 pass from Mitchell (Succop kick), 4Q–12:15

SC – McKinley 43 pass from Mitchell (Succop kick), 4Q–7:39

UH – Battle 3 run (Anthony Alridge run), 4Q–5:42

	SC	UH
First Downs	25	27
Rushes-Yards	41-189	33-135
Comp.-Att.-Int.	19-29-1	27-40-1
Passing Yards	323	392
Total Offense	512	527
Punts-Average	2-45.0	3-42.3
Fumbles-Lost	1-0	2-1
Third Down Conv.	6-12	7-13
Penalties-Yards	9-93	4-40
Time of Possession	33:19	26:41

Rushing – SC: Boyd 18-94, Davis 14-72, Mitchell 8-22, Whiteside 1-1; UH: Battle 11-85, Alridge 10-55, Pope 3-27, Otis 1-0, Kolb 7(-5).

Passing – SC: Mitchell 19-29-1-323; UH: Kolb 26-39-1-386, Alridge 1-1-0-6.

Receiving – SC: Rice 8-139, Boyd 4-45, McKinley 3-112, Stafford 2-19, Newton 1-7, Pavlovic 1-1; UH: Marshall 9-201, Avery 7-72, Ealy 3-48, McDaniel 3-0, Harvey 2-33, Hafner 2-14, Alridge 1-24.

Attendance: 56,103

2007 TEXAS BOWL

TCU 20, Houston 13

Dec. 28, 2007 • Reliant Stadium • Houston

The Cougars had a late rally come up short and dropped a 20-13 decision to TCU in the 2007 Texas Bowl at Reliant Stadium.

Houston pulled within seven after a 32-yard field goal from T.J. Lawrence with 1:57 left in the game. TCU (8-5) won its eighth-straight game over Houston, dating back to 1993.

The Cougars got the ball back with 1:32 left after a three-and-out stand by the defense and started from their own two-yard line.

Case Keenum engineered a seven-play 79-yard drive that had the Cougars at the TCU 19-yard line with 14 seconds remaining. UH had three shots at the end zone but came up short on all three.

Donnie Avery made four catches for 60 yards in the march down the field. He finished with 10 catches for 120 yards.

Keenum threw a fade into the end zone that was just over the finger tips of Jeron Harvey and couldn't connect on a jump ball to L.J. Castile. On the game's final play, Keenum was flushed out of the pocket and hit as he threw by TCU's Chase Ortiz and the ball ended up in the dirt, handing the Cougars their eighth-straight bowl defeat.

Keenum finished 23-of-38 for a career best and Texas Bowl record 335 yards and a touchdown. He was sacked five times on the night. He also set bowl records for completions (23), attempts (38) and longest touchdown pass (67 yards).

Rocky Schwartz led all players with a Texas Bowl record 16 tackles including 15 solo stops.

Leading 10-7 at halftime, the Cougars struggled offensively in the third quarter tallying 19 yards and one first down.

TCU tied things up at 10 after Chris Manfredini hit a 29-yard field goal with 4:56 left in the third quarter.

The Horned Frogs added 10 more points in the fourth quarter after a seven-yard run by Justin Watts with 14:28 left and a 36-yard field goal from Manfredini with 7:28 left in the game.

The Cougars opened the scoring in the game late in the first quarter after Keenum connected with Andre Kohn on a 67-yard touchdown strike. The play capped a two-play drive that took just 57 seconds. It was the longest play from scrimmage in Texas Bowl history.

TCU tied things up with 10:24 left in the half after Andy Dalton called an 11-play 75-yard drive with a three-yard touchdown scamper. Dalton, the Texas Bowl MVP, finished 20-for-30 for 249 yards and an interception. He also added 14 yards rushing and was sacked twice.

Houston took a 10-7 lead on the heels of a 36-yard field goal by Lawrence with 10 seconds left in the first half.

Anthony Alridge was held to a season-low 29 yards rushing and four-yards receiving. Overall, UH was held to 32 yards rushing and no touchdowns.

Brian Bonner and Jason Phillips tallied 10 tackles apiece to lead the TCU defense. Phillips also added two tackles for a loss and a sack.

Chase Turner set three Texas Bowl punting records including the longest punt in bowl history (65 yards), highest gross punting average (50.2) and most punts (6).

GAME STATISTICS

TCU	0	7	3	10	20
Houston	7	3	0	3	13

UH – Kohn 67 pass from Keenum (Lawrence kick), 1Q – 0:08

TCU – Dalton 3 run (Manfredini kick), 2Q – 10:24

UH – Lawrence 39 field goal, 2Q – 0:10

TCU – Manfredini 29 field goal, 3Q – 6:30

TCU – Watts 7 run (Manfredini kick), 4Q – 14:28

TCU – Manfredini 36 field goal, 4Q – 7:28

UH – Lawrence 32 field goal, 4Q – 1:57

	TCU	UH
First Downs	19	20
Rushes-Yards	39-116	30-32
Comp.-Att.-Int.	21-30-1	23-38-0
Passing Yards	249	335
Total Offense	365	367
Punts-Average	7-37.6	6-50.2
Fumbles-Lost	0-0	0-0
Third Down Conv.	5-15	4-15
Penalties-Yards	11-85	6-73
Time of Possession	31:32	21:28

Rushing – TCU: Watts 12-46, Christian 12-42, Dalton 11-17, Turner 3-10, Dickerson 1-1. UH: Alridge 15-29, Kohn 1-5, Ganaway 1-0, Keenum 13(-2).

Passing – TCU: Dalton 21-30-1-249. UH: Keenum 23-38-0-335.

Receiving – TCU: Dickerson 3-57, Bryant 3-56, Reagan 3-35, Christian 3-30, Kerley 3-15, Johnson 2-17, Young 1-15, Turner 1-12, Frosch 1-9, Watts 1-3. UH: Avery 10-120, McDaniel 5-55, Harvey 4-64, Kohn 1-67, Gilbert 1-16, Castile 1-9. Alridge 1-4.

Attendance – 62,097

BOWL RECAPS

2008 BELL HELICOPTER ARMED FORCES BOWL

Houston 34, Air Force 28

Dec. 31, 2008 • Amon G. Carter Stadium • Fort Worth, Texas

Freshman running back Bryce Beall rushed for 135 yards and a touchdown and added 92 receiving yards to help lead the University of Houston football team to a 34-28 win over Air Force during the Bell Helicopter Armed Forces Bowl at Amon G. Carter Stadium.

Beall, who accounted for 229 yards of all-purpose yards, finished the season with 1,247 rushing yards, becoming the first freshman in school history to reach that milestone.

With the win, the Cougars finished the season with an 8-5 record and won their first bowl game since a 35-0 decision over Navy during the 1980 Garden State Bowl in East Rutherford, N.J., on Dec. 22, 1980. The win snapped an eight-game losing skid in bowl games.

Sophomore quarterback Case Keenum threw for 252 yards and a touchdown on 22-of-33 passing but saw his school-record streak of consecutive 300-yard passing games snapped at 13 straight games dating back to last season.

The game started on a positive note for the Cougars when Roisean Haynes forced a fumble on the opening kickoff and junior Brandon Brinkley jumped on the loose ball to set up the offense on the Air Force 25.

Four plays later, Beall plunged into the end zone from one yard out to hand the Cougars an early 7-0 lead.

Air Force wasted little time in knotting the game at 7-7. Taking over on their 23-yard line, the Falcons marched 77 yards in little less than two minutes with six straight rushing plays and tied the game on Jared Tew's 2-yard touchdown run.

On the ensuing kickoff, the Cougars embarked on an eight-play, 65-yard drive that was capped by Keenum's 1-yard sneak into the end zone.

Later in the period, freshman linebacker Marcus McGraw stripped Asher Clark of the ball at the Air Force 24 and senior defensive end Phillip Hunt pounced on the loose ball and returned it to the Air Force 14. However, the Falcon defense stiffened and freshman kicker Jordan Mannisto's nailed a 22-yard field goal with four seconds remaining in the period.

On its ensuing possession, Air Force marched 76 yards in 12 plays and pulled to within a field goal at 17-14 on Tim Jefferson's 5-yard touchdown run at the 9:52 mark of the second quarter.

After a Cougar punt, a missed 28-yard field goal by Air Force and another UH punt, Air Force tied the game at 17-17 when Ryan Harrison booted a 44-yard field with 2:28 left in the first half.

Air Force looked ready to grab its first lead of the game when a Cougar fumble on the ensuing kickoff put the Falcons at the UH 29-yard line with 2:21 remaining. But the UH defense stiffened and pushed AFA back nine yards then Harrison missed from 55 yards out.

The two teams traded scoring possessions in the third quarter. UH took the opening kickoff and marched 69 yards on a seven-play drive that was capped on Keenum's 4-yard touchdown run with 12:28 remaining in the period for a 24-17 lead.

Air Force took over on the next possession on an 18-play drive that consumed 51 yards and took more than eight-and-a-half minutes off the clock. However the Cougar defense limited the Falcons to Harrison's 37-yard field goal with 3:46 left in the period to maintain a 24-20 advantage.

Houston looked to take control of the game, extending their lead, 31-20 on 20-yard field goal attempt by Mannisto and a punt by the Falcons on their next possession.

Five plays later, Keenum's pass to senior tight end Mark Hafner was intercepted and returned 19 yards by Aaron Kirchoff. The Falcons would pull within three after the interception on a 3-yard rushing touchdown by Tim Jefferson.

The Cougars capped the game with a 37-yard field goal from Mannisto with 3:24 left on the clock.

GAME STATISTICS

Houston	17	0	7	10	34
Air Force	7	10	3	8	28

UH – Beall 1 run (Mannisto kick), 1Q–13:27

AFA – Tew 2 run (Harrison kick), 1Q–11:28

UH – Keenum 1 run (Mannisto kick), 1Q–8:10

UH – Mannisto 22 FG, 1Q–0:04

AFA – Jefferson 5 run (Harrison kick), 2Q–9:52

AFA – Harrison 44 FG, 2Q–2:28

UH – Keenum 4 run (Mannisto kick), 3Q–12:28

AFA – Harrison 37 FG, 3Q–3:51

UH – Kohn 13 pass from Keenum (Mannisto kick), 4Q–10:58

AFA – Tew 2 run (Jefferson rush), 4Q–6:06

UH – Mannisto 37 FG, 4Q–3:24

	UH	AFA
First Downs	20	21
Rushes-Yards	32-163	67-243
Comp.-Att.-Int.	22-33-1	8-18-0
Passing Yards	252	109
Total Offense	415	352
Punts-Average	4-44.2	3-43.7
Fumbles-Lost	2-2	2-2
Third Down Conv.	7-13	11-22
Penalties-Yards	4-25	3-11
Time of Possession	21:53	38:07

Rushing – UH: Beall 22-135, Carrier 3-26, Kohn 3-7, Team 1(-1), Keenum 3(-4); AFA: Tew 27-149, Clark 16-57, Jefferson 14-14, Lumpkin 6-12, Armstrong 1-10, Southworth 1-8, Halderman 2(-7).

Passing – UH: Keenum 22-33-1-252; AFA: Jefferson 7-14-0-98, Smith 1-4-0-11.

Receiving – UH: Carrier 5-49, Rodriguez 5-19, Beall 4-92, Kohn 3-32, Smith 2-25, Castile 2-20, Hafner 1-15;

AFA: Armstrong 2-60, Cousins 2-12, Madsen 1-14, Paffett 1-11, Halderman 1-10, Dekker 1-2.

Attendance: 41,127

2009 BELL HELICOPTER ARMED FORCES BOWL

Air Force 47, rv/#25 Houston 20

Dec. 31, 2009 • Amon G. Carter Stadium • Fort Worth, Texas

Asher Clark and Jared Tew each ran for more than 100 yards with two touchdowns and Air Force's top-ranked pass defense had six interceptions against Case Keenum, leading the Falcons to a 47-20 victory over Houston in the Armed Forces Bowl.

Air Force's plan to limit Keenum and the nation's most explosive offense worked almost flawlessly. The Falcons ran for 402 yards to go with Tim Jefferson's effective passing (10 of 14 for 161 yards), holding the ball for 41 minutes and then coming up with the big defensive plays.

Anthony Wright had three interceptions, and Chris Thomas had two picks to go with his 12 tackles.

Keenum, who leads the nation in yards passing, was 24 of 41 with a season-low 222 yards and a touchdown for the Cougars (10-4). The six picks were a career high. In his other 13 games this season, he had only nine interceptions while throwing for 5,449 yards and 43 touchdowns.

After Air Force went ahead on Clark's 36-yard TD to cap the opening drive of the game, Keenum's first pass attempt deflected off his falling receiver and was intercepted by Wright. That set up Tew's 6-yard TD run for a 14-0 lead.

Tew finished with 26 carries for 173 yards, He had a 71-yard TD with 3:32 left in the game after Keenum tossed his fifth interception.

Clark had 17 carries for 129 yards for the Falcons, who had lost in the Armed Forces Bowl the past two seasons, including 34-28 to Houston a year ago. Air Force had lost three postseason games since winning in the 2000 Silicon Valley Bowl.

Houston's bowl win last year capped coach Kevin Sumlin's debut season and snapped an eight-game postseason losing streak that had spanned 28 years.

After Houston was held without a touchdown before halftime, Tyron Carrier returned the opening kickoff of the second half 79 yards for his fourth TD this season. He took the ball near the left sideline, then ran to the middle of the field before shooting through a gap and running untouched to get the Cougars within 24-13.

Air Force immediately responded with its first kickoff return for a touchdown since 1985. Jonathan Warzeka fielded the ball and stepped back into the end zone before running 100 yards. Five Houston players got their hands on him, but couldn't get him down.

According to STATS LLC, which has such data only since 1996, it was only the sixth game in that span involving FBS teams when there were kickoff returns for touchdowns on consecutive plays. None of them had been in a bowl game.

After the kickoff returns, Keenum threw a 10-yard TD to Patrick Edwards to make it 31-20, but that was all the Cougars got.

That gave Keenum a TD pass in 30 consecutive games, but this was the first time in that streak that he had more picks than scores.

The Cougars entered the Fort Worth Bowl leading the nation in total yards (581) while averaging 44 points. They managed only 331 total yards against the Falcons.

Air Force had allowed only 149 yards passing a game this season, even after giving up 377 in its regular-season finale at BYU.

Clark's 22-yard TD midway through the second quarter, when he took a pitch to the right and ran untouched to the end zone, made it 21-3. The only pass on that 11-play drive was a 13-yard completion by Jefferson, who by then was 5 of 5 for 71 yards, 10 more than Keenum.

When Jefferson slipped down trying to run on third-and-goal from the 2 with 17 seconds and no timeouts left just before halftime, he quickly got the offense off the field and the kicking team got out in time for Erik Soderberg's 27-yard field goal that made it 24-6.

GAME STATISTICS

Houston	0	6	14	0	20
Air Force	14	10	10	13	47

AFA – Clark 36 run (Soderberg kick), 1Q – 12:38

AFA – Tew 6 run (Soderberg kick), 1Q – 8:52

UH – Hogan 33 field goal, 2Q – 14:51

AFA – Clark 22 run (Soderberg kick), 2Q – 8:55

UH – Hogan 33 field goal, 2Q – 1:21

AFA – Soderberg 27 field goal, 2Q – 0:00

UH – Carrier 79 kickoff return, 3Q – 14:47

AFA – Warzeka 100 kickoff return, 3Q – 14:31

UH – Edwards 10 pass from Keenum (Hogan kick), 3Q – 12:46

AFA – Soderberg 27 field goal, 3Q – 7:27

AFA – Jefferson 1 run (Soderberg kick), 4Q – 14:05

AFA – Tew 71 run (Soderberg kick failed), 4Q – 3:32

	UH	AFA
First Downs	18	27
Rushes-Yards	20-109	72-402
Comp.-Att.-Int.	24-41-6	10-14-0
Passing Yards	222	161
Total Offense	331	563
Punts-Average	2-45.5	2-42.5
Fumbles-Lost	0-0	1-1
Third Down Conv.	4-10	10-19
Penalties-Yards	6-45	5-50
Time of Possession	18:57	41:03

Rushing – UH: Sims 14-66, Keenum 4-26, Carrier 1-16, Beall 1-1.

AFA: Tew 26-173, Clark 17-129, Jefferson 16-37, Warzeka 6-35, Walker 2-12, Southworth 2-10, Davis 1-6, Getz 1-2, Hunter 1(-2).

Passing – UH: Keenum 24-41-6-222;

AFA: Jefferson 10-14-0-161.

Receiving – UH: Sims 6-57, Carrier 5-31, Edwards 4-36,

Cleveland 3-32, K. Johnson 2-36, Castile 2-7, Rodriguez 1-14, Beall 1-9. AFA: Fogler 4-89, Warzeka 3-45, Getz 1-13, Clark 1-8, Tew 1-6.

Attendance: 41,414

BOWL RECAPS

2012 TICKET CITY BOWL
#20/17 Houston 30, #24/23 Penn State 14
Jan. 1, 2012 • Cotton Bowl • Dallas

Case Keenum finished his record-setting career with another performance for the history books.

The sixth-year senior threw for 532 yards and three touchdowns, leading No. 20 Houston to 30-14 victory against No. 24 Penn State in the TicketCity Bowl.

The Cougars (13-1) finished with a school record for victories and made Tony Levine a winner in his debut as Houston coach. Levine took over when Kevin Sumlin left to take the Texas A&M job after the regular season.

Keenum came into the game as the NCAA's career leader in yards passing and touchdowns passes, then set a bowl record with 227 yards passing in the first quarter.

"I'm biased, obviously. I'd put him right at the top," Levine said when asked where Keenum ranks among the best college quarterbacks of all time. "You don't win 13 games by accident and I don't think you don't break the records he broke by accident, either."

Keenum wasn't concerned with his place. He leaves Houston as the school career leader with 37 wins, and that's what he chose to focus on.

"As far as rankings and all that goes, I'm concerned with our team ranking and how we end up," Keenum said. "Thirteen and one, I hope we end up in the top 15 in the country."

"I thought the guys came out and they played hard. It's been a difficult year for them," Penn State interim coach Tom Bradley said. "It just didn't go our way."

The Nittany Lions (9-4) were picked apart by Keenum. Penn State was allowing 162 yards passing per game, but Keenum threw for more than double that by halftime.

The Cougars raced out to a 17-0 lead in the first quarter behind Keenum's record-setting period. According to TicketCity officials, Louisville's Browning Nagle had the old mark with 223 yards against Alabama in the first quarter of the 1991 Fiesta Bowl.

Keenum worked the spread offense to perfection, with five different Cougars catching at least five balls. Patrick Edwards, one of the country's leading receivers, had 228 yards and two scores in the last game of his collegiate career. Justin Johnson had 12 catches for 148 yards.

Keenum is the ninth player in bowl history to pass for at least 500 yards. He thought he could have done better.

"We left a lot out there," Keenum said. "There were a lot of throws I missed."

Houston came into the game determined to end the season on a high note having its BCS Bowl hopes dashed on Dec. 3. The undefeated Cougars fell to Southern Miss in the Conference USA championship game, costing UH a shot at the school's first BCS bid.

"That was the fluke," Levine said of the lone loss, "and not the 12 wins leading up to it."

Penn State quarterback Rob Bolden finished 7 of 26 passing for 137 yards, with three interceptions. Houston wanted Bolden, the backup quarterback all season, to air it out as much as possible.

"We know they were going to try to run the ball," Cougars linebacker Marcus McGraw said. "We just wanted to get them in second and long, third and long, and wanted them to pass the ball knowing they had a second-string quarterback."

GAME STATISTICS

Houston	17	7	3	3	30
Penn State	0	7	7	0	14

UH – Edwards 40 pass from Keenum (Hogan kick), 1Q–13:08
UH – Hogan 35 field goal, 1Q–9:12
UH – J. Johnson 8 pass from Keenum (Hogan kick), 1Q–2:35
 PSU – Green 6 run (Fera kick), 2Q–5:57
UH – Edwards 75 pass from Keenum (Hogan kick), 2Q–1:43
UH – Hogan 38 field goal, 3Q–4:21
 PSU – Brown 69 pass from Bolden (Fera kick), 3Q–2:38
UH – Hogan 22 field goal, 4Q–14:52

	UH	PSU
First Downs	25	14
Rushes-Yards	16-68	44-169
Comp.-Att.-Int.	45-69-0	7-27-3
Passing Yards	532	137
Total Offense	600	306
Punts-Average	6-42.5	9-41.6
Fumbles-Lost	0-0	2-0
Third Down Conv.	6-17	6-18
Penalties-Yards	6-55	6-55
Time of Possession	27:49	32:11

Rushing – UH: Sims 6-39, Hayes 2-20, Keenum 7-10, Team 1-(-1); **PSU:** Green 15-63, Redd 14-53, Belton 6-38, Bolden 6-16, D. Smith 2-0, Team 1-(-1).

Passing – UH: Keenum 45-69-0-632; **PSU:** Bolden 7-26-3-137, Belton 0-1-0-0.

Receiving – UH: J. Johnson 12-148, Edwards 10-228, Carrier 9-44, R. Williams 6-58, Sims 5-30, E.J. Smith 2-13, Hayes 1-11;

PSU: D. Smith 2-49, S. Green 2-6, J. Brown 1-69, Haplea 1-12, Suhay 1-1.

Attendance: 46,817

2014 BBVA COMPASS BOWL

Vanderbilt 41, Houston 24
Jan. 4, 2014 • Legion Field • Birmingham, Ala.

Houston lost the bowl game but found a new wide receiver to watch.

Markeith Ambles had a touchdown catch as Houston rallied to pull even after trailing by 24 points, but the Cougars couldn't keep pace and Vanderbilt controlled the fourth quarter for a 41-24 victory in the BBVA Compass Bowl.

Ambles, a former top high school recruit who began his career at Southern California, had six catches for 105 yards, including a 6-yard touchdown catch.

Houston coach Tony Levine said he anticipated Ambles' breakout game after the junior had only 11 catches in nine regular-season games. He joined the program late in preseason practice and made his debut the third week of the season.

Houston gained only 22 yards and had one first down in the first half but tied the game with 24 points in the third quarter. Kenneth Farrow had a 6-yard scoring run and John O'Korn threw scoring passes to and Deontay Greenberry and Ambles.

O'Korn completed 16 of 31 passes for 220 yards and two touchdowns with two interceptions. Daniel Spencer had three carries for 69 yards.

Vanderbilt's Patton Robinette threw two 50-yard touchdown passes to Jordan Matthews. Robinette, starting after senior Austyn Carta-Samuels had season-ending surgery to repair a torn ACL in his left knee, also had an 8-yard scoring run as Vanderbilt built a 24-0 lead in the first half.

After Houston's big third quarter, Vanderbilt reclaimed the lead on Brian Kimbrow's 21-yard touchdown run. It was the start of 17 fourth-quarter points for the Commodores.

Vanderbilt closed the season with five straight wins, adding to Franklin's status as a possible candidate for coaching vacancies, including at Penn State and with the NFL Browns and Redskins. The Commodores played in three straight bowl games under Franklin – a first for the program – and completed their first back-to-back nine-win seasons.

Franklin talked after the game about Vanderbilt's returning players. He left the interview room without replying when asked if he would be back.

No Houston defender was near Matthews on his second 50-yard scoring catch in the second quarter. It capped a dominant first half for the Commodores.

Levine said he told his players at halftime they could make up the 24-point deficit quickly.

A lost fumble by Robinette set up Farrow's 6-yard touchdown run to start Houston's third-quarter comeback.

Houston built on the momentum. Spencer's 62-yard run set up O'Korn's 6-yard touchdown pass to Ambles. O'Korn's 58-yard pass to Ambles set up a 30-yard field goal by Kyle Bullard. O'Korn's 67-yard touchdown pass to Greenberry tied the game.

Matthews, a senior who set Southeastern Conference records for career catches and yards receiving, had five catches for 143 yards and two touchdowns and was named the game's MVP.

Robinette completed only one pass to another receiver – for 11 yards to Jonathan Krause. Robinette completed 6 of 17 passes for 154 yards with two touchdowns and an interception. Seymour had 14 carries for 46 yards.

Matthews took advantage of a lead block by Krause to make his first touchdown catch.

A forced fumble by linebacker Chase Garnham set up the Commodores' second touchdown. After Houston's O'Korn threw a pass to Greg Ward Jr., a big hit by Garnham forced the fumbled recovered by Andrew Williamson at the Houston 16. Robinette, making his third career start, scored on an 8-yard keeper on fourth down.

GAME STATISTICS

Vanderbilt	14	10	0	17	41
Houston	0	0	24	0	24

VU – Matthews 50 pass from Robinette (Spear kick), 1Q–9:57
VU – Robinette 8 run (Spear kick), 1Q–1:33
VU – Spear 24 field goal, 2Q–10:27
VU – Matthews 50 pass from Robinette (Spear kick), 2Q–7:09
UH – K. Farrow 6 run (Bullard kick), 3Q–10:12
UH – M. Ambles 6 pass from J. O'Korn (Bullard kick), 3Q–6:25
UH – K. Bullard 30 field goal, 3Q–3:19
UH – D. Greenberry 67 pass from J. O'Korn (K. Bullard kick), 3Q–0:19
VU – Kimbrow 21 run (Spear kick), 4Q–9:28
VU – Spear 35 field goal, 4Q–6:17
VU – Seymour 2 run (Spear kick), 4Q–1:42

	VU	UH
First Downs	14	12
Rushes-Yards	52-211	27-146
Comp.-Att.-Int.	6-19-2	21-49-2
Passing Yards	184	238
Total Offense	365	384
Punts-Average	10-42.6	10-41.8
Fumbles-Lost	3-1	2-1
Third Down Conv.	2-16	1-17
Penalties-Yards	2-10	8-72
Time of Possession	35:41	24:19

Rushing – UH: Spencer 3-69, O'Korn 7-38, Farrow 8-28, Brooks 2-8, R. Jackson 2-6, Ward Jr. 5-(-3); **VU:** Seymour 20-89, Kimbrow 13-75, Robinette 15-37, Matthews 1-8, Tate 3-2.

Passing – UH: O'Korn 20-47-2-228, Ward Jr. 1-2-0-10; **VU:** Robinette 6-19-2-154.

Receiving – UH: Ambles 6-105, Greenberry 6-96, Jackson 2-26, Ayers 2-14, Spencer 2-4, Ward Jr. 1-(-2), Harper 1-(-2), McDuffey 1-(-3); **VU:** Matthews 5-143, Krause 1-11.

Attendance: 42,717

BOWL RECAPS

2015 LOCKHEED MARTIN ARMED FORCES BOWL

Houston 35, Pittsburgh 34

Jan. 2, 2015 • Amon G. Carter Stadium • Fort Worth, Texas

Houston quarterback Greg Ward had just thrown his third touchdown in a flurried comeback that included two recovered outside kicks in a row to get the Cougars within a point in the Armed Forces Bowl.

Interim coach David Gibbs never had a second thought on what to do with less than a minute left in the game.

“We decided to go for two at the end because we had the momentum,” Gibbs said.

Deontay Greenberry, already with two TD catches in that final 3:41, made a leaping catch in the back of the end zone for the two-point conversion and the Cougars beat Pittsburgh 35-34 on Friday with an improbable comeback - the largest in an FBS game this season, and largest ever in a bowl game that didn't go into overtime.

Pitt (6-7) led 31-6 when ACC offensive player of the year James Conner had his second touchdown run with 14 minutes left in the game. The Panthers were still up 34-13 after Chris Blewitt's 29-yard field goal with 6:14 left before Houston's big finish.

Ward had an 8-yard TD pass to Greenberry before the Cougars recovered their first inside kick. That led to a 29-yard catch by Demarcus Ayers on a fourth-and-13 play with 1:58 left, and Houston tried another outside kick.

While the second one didn't go 10 yards on the rain-slickened field, the ball was touched by the same Pitt defender who couldn't handle the first one before Houston running back Kenneth Farrow jumped on it at the Cougars 43. Greenberry started the drive with a 38-yard catch, then on third-and-16 had a 25-yard TD with 59 seconds left.

Ward, the former Cougars receiver, had 237 of his 274 yards passing in the fourth quarter and also ran for 92 yards.

Farrow ran 22 times for 103 yards and two touchdowns for the Cougars, who have split their four appearances in the 12-year history of the Armed Forces Bowl.

Conner's 1-yard TD run a minute into the second quarter capped a 15-play, 92-yard drive, and Pitt led until the final minute of the game. The Cougars had a missed extra point after Farrow's 2-yard TD in the second quarter when Kyle Bullard slipped while kicking.

Voytik threw was 18-of-35 passing for 222 yards and an impressive 16-yard TD catch by tight end J.P. Holtz between two defenders in the front corner of the end zone. But Voytik had six consecutive incompletions on a final desperate drive when only a pass interference penalty got Pitt a first down.

Boyd had nine catches for 112 yards, his 11th career 100-yard receiving game and moving from seventh to fourth on Pitt's career reception mark with 163, two more than Larry Fitzgerald.

GAME STATISTICS

Houston	0	6	0	29	35
Pittsburgh	0	17	7	10	34

Pitt - Conne 1 run (Blewitt kick), 2Q-14:02
 UH - Farrow 2 run (Bullard kick blocked), 2Q-5:40
 Pitt - Bennett 12 run (Blewitt kick), 2Q-1:27
 Pitt - Blewitt 52 field goal, 2Q-0:00
 Pitt - Holtz 16 pass from Voytik (Blewitt kick), 3Q-5:10
 Pitt - Conner 5 run (Blewitt kick), 4Q-13:58
 UH - Farrow 8 run (Bullard kick), 4Q-10:43
 Pitt - Blewitt 29 field goal, 4Q-6:14
 UH - Greenberry 8 pass from Ward Jr. (Bullard kick), 4Q-3:41
 UH - Ayers 29 pass from Ward Jr. (Bullard kick), 4Q-1:58
 UH - Greenberry 25 pass from Ward Jr. (Greenberry pass from Ward Jr.), 4Q - 0:59

	UH	Pitt
First Downs	23	28
Rushes-Yards	40-212	41-227
Comp.-Att.-Int.	15-25-0	18-36-0
Passing Yards	274	222
Total Offense	486	449
Punts-Average	5-40.8	2-43.5
Fumbles-Lost	0-0	0-0
Third Down Conv.	6-13	6-13
Penalties-Yards	9-100	5-44
Time of Possession	26:17	33:43

Rushing - UH: Farrow 22-103, Ward Jr. 14-92, Jackson 2-13, Ayers 1-5, Team 1(-)-1; Pitt: Conner 21-90, Ibrahim 5-42, Voytik 6-40, James 5-33, Bennett 3-17, Galambos 1-5.
 Passing - UH: Ward Jr. 15-24-0-274, Farrow 0-1-0-0; Pitt: Voytik 18-35-0-222, Team 0-1-0-0.
 Receiving - UH: Greenberry 4-85, Ambles 3-68, Jackson 3-37, Farrow 2-42, Ayers 2-29, Dunbar 1-13; Pitt: Boyd 9-112, Weatherspoon 3-46, Holtz 3-33, Ibrahim 2-22, Orndoff 1-9.
 Attendance: 37,888

2015 CHICK-FI-A PEACH BOWL

#14/16 Houston 38, #9/8 Florida State 24

Dec. 31, 2015 • Georgia Dome • Atlanta

Greg Ward Jr. and the Houston Cougars showed they could thrive in a big-game atmosphere against a big-name opponent.

Ward ran for two touchdowns and threw for another, leading Houston Football past turnover-plagued Florida State 38-24 in the Chick-fil-A Peach Bowl on New Year's Eve.

Dalvin Cook was held to 33 yards rushing with a touchdown and a lost fumble. That left the Seminoles with five turnovers - half their total of 10 in 12 regular-season games.

Houston scored the most points allowed by Florida State this season.

The No. 9 Seminoles (10-3), who trailed 21-3 at halftime, tried to rally with two fourth-quarter touchdown passes by Sean Maguire.

Ward, the nation's only player to run for 1,000 yards and throw for 2,000 yards this season, threw for 238 yards and ran for 67 yards for No. 14 Houston (13-1).

Houston safety Trevon Stewart and cornerback William Jackson III each had two interceptions. Stewart also recovered a fumble.

Ward, the junior who started at wide receiver early last season before becoming a full-time quarterback, had touchdown runs of 7 and 6 yards. He left the game briefly after taking a hit in the third quarter, and was shaken up again with about 4 minutes remaining.

Ward returned to take the final snaps of the game, raising his arm in celebration before laying on his back, wallowing in the confetti which fell from the Georgia Dome roof. He was named offensive MVP of the game.

Houston backup quarterback Kyle Postma's 29-yard run set up Ryan Jackson's game-clinching 2-yard touchdown run with about 2 minutes left.

Ward completed 25 of 41 passes with one touchdown and one interception.

Houston's only loss this season, to Connecticut, came when Ward was out with an injury. He kept the Florida State defense off-balance by leading the Cougars' fast-tempo, no-huddle attack.

Maguire's 65-yard scoring pass to Travis Rudolph cut Houston's lead to 24-17 early in the fourth quarter. Ward answered with a 17-yard touchdown pass to Chance Allen, who was left uncovered as Florida State sent a defensive back on a blitz. Maguire added a scoring pass to Jesus Wilson later in the final quarter.

Maguire was hurt in the first quarter when hit by Adams. Maguire couldn't put pressure on his left leg as he was supported by trainers before leaving the field on a cart.

When Maguire was out, backup J.J. Cosentino completed only 1 of 4 passes for 5 yards. Maguire returned midway through the second quarter with the ankle wrapped.

Maguire's last interception came with 25 seconds remaining. He completed 22 of 44 passes for 392 yards with two touchdowns and four interceptions.

The Cougars won 13 games for the second time in school history, following the 2011 season.

GAME STATISTICS

Houston	7	14	0	17	38
Florida State	3	0	7	14	24

UH - Ward Jr., 7 run (Cummings kick), 1Q - 5:17
 FSU - Aguayo 20 field goal, 1Q - 0:37
 UH - Allen 20 pass from Ayers (Cummings kick), 2Q - 6:11
 UH - Ward Jr., 6 run, 2Q - 4:30
 FSU - Cook 1 run (Aguayo kick), 3Q - 10:18
 UH - Cummings 39 field goal, 4Q - 12:50
 FSU - Rudolph 65 pass from Maguire (Aguayo kick), 4Q - 11:12
 UH - Allen 17 pass from Ward Jr. (Cummings kick), 4Q - 6:08
 FSU - Wilson 14 pass from Maguire (Aguayo kick), 4Q - 4:55
 UH - Jackson 2 run (Cummings kick), 4Q - 1:59

	UH	SU
First Downs	27	17
Rushes-Yards	53-187	23-16
Comp.-Att.-Int.	28-46-1	23-48-4
Passing Yards	261	397
Total Offense	448	413
Punts-Average	7-41.6	6-51.5
Fumbles-Lost	0-0	1-1
Third Down Conv.	13-23	6-15
Penalties-Yards	4-30	6-66
Time of Possession	34:27	25:33

Rushing - UH: Ward Jr. 20-67, Jackson 16-54, Postma 3-37, Ayers 6-17, Farrow 3-9, Wilson 1-7, Team 1(-)-4; FSU: Cook 18-33, Wilson 1-5, Patrick 1(-)-1, Maguire 1(-)-9, Cosentino 2(-)-12.
 Passing - UH: Ward Jr. 25-41-1-238, Ayers 1-2-0-20, Postma 2-2-0-3, Team 0-1-0-0; FSU: Maguire 22-44-4-392, Cosentino 1-4-0-5.
 Receiving - UH: Ayers 9-82, Jackson 5-32, Allen 4-59, Dunbar 4-32, Wilson 2-31, Gage 2-8, Bonner 1-11, McCloskey 1-6; FSU: Wilson 8-68, Rudolph 7-201, Whitfield 4-56, Cook 2-26, Izzo 1-33, Stevenson 1-13.

Attendance: 71,007

BOWL RECAPS

2016 LAS VEGAS BOWL

rv/rv San Diego State 34, rv/rv Houston 10
Dec. 17, 2016 • Sam Boyd Stadium • Las Vegas

Donnel Pumphrey broke the NCAA career rushing record Saturday in his college finale, running for 115 yards and a touchdown in San Diego State's 34-10 victory over Houston in the Las Vegas Bowl.

Pumphrey passed former Wisconsin star Ron Dayne's mark of 6,397 yards on a 15-yard run early in the fourth quarter, wrapping up his career with 6,405 yards.

Pumphrey's senior total of 2,133 yards rushing ranks in the top 10 for an FBS player.

Ron Smith returned an interception 54 yards for a touchdown, Curtis Anderson caught a 28-yard touchdown pass from Christian Chapman, Juwan Washington ran for a touchdown, and John Baron kicked two field goals for the Aztecs (11-3). They overcame a 10-0 first-quarter deficit against the Cougars (9-4) for their second consecutive bowl win.

Neither the victory nor Pumphrey's record-setting performance seemed likely after Houston's defense absolutely smothered the Aztecs in the first quarter. Led by freshman Ed Oliver, Houston had seven tackles for loss on San Diego State's first 16 plays. Pumphrey had minus-1 yard rushing on seven carries in the first quarter and the Aztecs didn't have a first down until the first play of the second quarter - on a penalty for running into the kicker.

But Pumphrey started to gash Houston on the perimeter, giving San Diego State the lead for good on a 32-yard touchdown run late in the third quarter, and the defense intercepted four of Houston quarterback Greg Ward Jr.'s passes in the second half.

"When you are leaving your defense out there too long that's what happens," Houston coach Major Applewhite said. "When you give a great back that many at-bats and that many opportunities, one is going to hit at some point and it did."

Ward threw for 229 yards and had a 2-yard touchdown run, tying Bryce Beall's school record of 39 rushing touchdowns.

Houston finished with 254 yards of total offense and just 25 yards rushing.

GAME STATISTICS

Houston	10	0	0	0	10
San Diego State	0	6	14	14	34

UH – Cummings 31 FG, 1Q–6:38
UH – Ward Jr. 2 run (Cummings kick), 1Q–1:22
 SDSU – Baron 23 FG, 2Q–6:28
 SDSU – Baron 28 FG, 2Q–1:29
 SDSU – Pumphrey 32 run (Baron kick), 3Q–3:14
 SDSU – Smith 54 interception return (Baron kick), 3Q–0:56
 SDSU – Anderson III 28 pass from Chapman (Baron kick), 4Q–8:58
 SDSU – Washington 7 run (Baron kick), 4Q–1:11

	UH	SDSU
First Downs	16	13
Rushes-Yards	41-25	37-127
Comp.-Att.-Int.	25-34-4	10-14-0
Passing Yards	229	128
Total Offense	254	255
Punts-Average	4-40.0	7-36.7
Fumbles-Lost	0-0	0-0
Third Down Conv.	7-17	2-12
Penalties-Yards	2-10	3-25
Time of Possession	32:12	27:48

Rushing – UH: Catalan 14-18, Wilson 4-6, Corbin 1-1, Ward Jr. 22-0. **SDSU:** Pumphrey 19-115, Penny 10-23, Washington 3-8, Agnew 1-1, Team 1(-1), Chapman 3(-19).
Passing – UH: Ward Jr. 25-34-4-229. **SDSU:** Chapman 10-14-0-128.
Receiving – UH: Wilson 5-52, Bonner 5-42, Johnson 4-31, Catalan 4-9, Corbin 3-51, Dunbar 2-23, McCloskey 2-21. **SDSU:** Wells 4-33, Anderson 1-28, Pumphrey 1-26, Bowden 1-20, Holder 1-12, Houston 1-5, Penny 1-4.

Attendance: 29,286

2017 HAWAII BOWL

rv/rv Fresno State 33, Houston 27
Dec. 24, 2017 • Aloha Stadium • Honolulu

Houston Football saw its 2017 season come to an end as Fresno State earned a 33-27 win over the Cougars in the Hawai'i Bowl at Aloha Stadium.

Houston quarterback D'Eriq King finished with 269 passing yards on 23-of-43 passing with one touchdown, while rushing for 38 yards on nine carries.

Steven Dunbar, the Hawai'i Bowl MVP representative for Houston, led the offensive attack with 197 yards receiving on 10 catches. The 197 yards was a career-high and the 10 receptions tied a career-best for the senior in his final game in Scarlet and White.

Linell Bonner finished with 39 yards on seven catches and a touchdown.

Defensively, Alexander Myres had nine tackles and registered a blocked field goal return of 94 yards for a touchdown. D'Juan Hines tallied six tackles, while adding an interception and forced fumble.

Matthew Adams led Houston with 12 tackles, his ninth double-digit tackle game of his career.

Caden Novikoff hit two 31-yard field goals. Houston Football jumped out to a 7-0 lead on Fresno State with 11:35 to play in the first half sparked by a 48-yard reception by Dunbar from King. The play led to a 1-yard touchdown rush for Ed Oliver, his first career rushing attempt.

The defense opened the game with four straight three-and-out stops on the Bulldogs, highlighted by an interception from Hines, his first career takeaway.

Fresno State found the end zone on an 11-play drive that ended the first quarter and rolled into a score to open the second quarter to make it a 7-7 game.

The Bulldogs grabbed their first lead of the game following a 27-yard field goal to go ahead, 10-7 with 9:45 left in the first half.

King found Dunbar for a 50-yard first down, which set up a 31-yard field goal for Novikoff, making it a 10-10 game with 7:17 left in the second quarter.

Fresno State hit a 38-yard field goal as time expired in the first half to take a 13-10 lead into halftime.

Houston quickly responded to open the third quarter as the Cougars drove the field to set up a 31-yard field goal attempt for Novikoff, who made it a 13-13 game midway through the third.

Fresno State jumped back ahead with 4:21 remaining in the third on a 9-play, 75-yard drive as a 6-yard rushing touchdown ended the drive to make it 20-13.

After a Houston fumble, the Bulldogs attempted a 24-yard field goal, but Jeremy Winchester was credited with the blocked field goal, which was then returned by Myres for 94 yards and the touchdown to make it a 20-20 game with 2:54 left in the third quarter.

The blocked field goal return of 94 yards was the longest in Houston Football history. Fresno State kicker Jimmy Camacho nailed his third field goal of the day, a 26-yarder, to put the Bulldogs back on top, 23-20 with 13:56 left in the game and then went on to break the Hawai'i Bowl record with his fourth made field goal -- a 33-yarder to give them a 6-point advantage.

The Bulldogs picked off a Houston pass and returned it for 44 yards to make it a 33-20 game. Houston used a 16-play, 76-yard drive to find the end zone as King's pass to Bonner for two yards made it a 33-27 game with 45 seconds left in the game.

Fresno State quarterback Marcus McMaryion passed for 342 yards on a 33-for-48 effort.

GAME STATISTICS

Fresno State	0	13	7	13	33
Houston	7	3	10	7	27

UH – Oliver 1 run (Caden Novikoff kick), 1Q–11:35
 FS – McMaryion 1 run (Camacho kick), 2Q–14:13
 FS – Camacho 27 FG, 2Q–9:45
UH – Novikoff 31 FG, 2Q–7:17
 FS – Camacho 38 FG, 2Q–0:00
UH – Novikoff 31 FG, 3Q–7:57
UH – Myres 94 blocked FG return (Novikoff kick), 3Q–2:54
 FS – Camacho 26 FG, 4Q–13:56
 FS – Camacho 33 FG, 4Q–6:00
 FS – Bryan 44 interception return (Camacho kick), 4Q–3:49
UH – Bonner 2 pass from D'Eriq King (Novikoff kick), 4Q–0:45

	FS	UH
First Downs	17	26
Rushes-Yards	30-72	39-131
Comp.-Att.-Int.	33-49-1	23-43-1
Passing Yards	269	342
Total Offense	341	473
Punts-Average	5-43.4	3-45.7
Fumbles-Lost	1-1	1-1
Third Down Conv.	9-19	7-19
Penalties-Yards	6-44	7-52
Time of Possession	26:42	33:18

Rushing – FS: Hokit 11-64, McMaryion 9-50, Mims 8-18, Rivers 6-7, Scott 1-2, O'Neal 1(-3), Team 3(-7). **UH:** King 9-38, Catalan 11-16, Car 7-16, Leday 1-3, Oliver 1-1, Bonner 1(-2).
Passing – UH: McMaryion 33-48-1-342, Hokit 0-1-0-0. **UH:** King 23-43-1-269.
Receiving – FS: Johnson 8-95, Rice 6-84, Jordan 6-80, Scott 4-23, Mims 3-24, Riddering 2-10, Rivers 2-8, Hokit 1-9, Grim 1-9. **UH:** Dunbar 10-197, Bonner 7-39, Lark 4-30, Car 1-4, Catalan 1(-1).

Attendance: 20,546

BOWL RECAPS

2018 LOCKHEED MARTIN ARMED FORCES BOWL

#22/25 Army 70, Houston 14

Dec. 22, 2018 • Amon G. Carter Stadium • Fort Worth, Texas

Army quarterback Kelvin Hopkins Jr. ran for 170 yards and an Armed Forces Bowl-record five touchdowns and the No. 22 Black Knights overwhelmed Houston 70-14 to reach 11 wins for the first time in program history.

The Black Knights won their ninth consecutive game since an overtime loss at playoff team Oklahoma exactly three months earlier.

Hopkins had a nifty 77-yard TD run on the last play of the first quarter for a 14-0 lead. The junior quarterback initially ran right before cutting back the other way and alluding one tackler. He sent two other defenders sliding to the ground when he switched directions again back toward the middle of the field.

Houston lost for the fourth time in five games since starting 7-1 and getting into the AP Top 25 poll for a week in late October. The Cougars suffered their most-lopsided loss in their 27 bowl games, and their biggest loss overall since a 66-10 loss at UCLA in 1997.

Along with his 11 rushing attempts before coming out of the game midway through the third quarter when it was 49-7, Hopkins completed the first 1,000-yard passing season for Army since 2007. He was 3-of-3 passing for 70 yards, including a 54-yarder that set up one of his three 1-yard TD plunges. He also had a 2-yard TD run.

Army got 507 of its 592 total yards on the ground in its highest-scoring game this season - and the most points in the program's nine bowl appearances. The Black Knights won a bowl for the third consecutive year, including last year's Armed Force Bowl over San Diego State.

GAME STATISTICS

Houston	0	7	0	7	14
Army	14	28	14	14	70

Army – Hopkins Jr. 1 run (Abercrombie kick), 1Q–3:58
Army – Hopkins Jr. 77 run (Abercrombie kick), 1Q–0:00
Army – Jones 26 fumble recovery (Abercrombie kick), 2Q–14:46
UH – Brooker 3 pass from Tune (Witherspoon kick), 2Q–12:04
Army – Hopkins Jr. 1 run (Abercrombie kick), 2Q–10:46
Army – Hopkins Jr. 2 run (Abercrombie kick), 2Q–7:24
Army – Hobbs 11 run (Abercrombie kick), 2Q–0:51
Army – Hopkins Jr. 1 run (Abercrombie kick), 3Q–12:09
Army – Slomka 3 run (Abercrombie kick), 3Q–1:21
Army – Asberry 15 pass from Thomas (Abercrombie kick), 4Q–10:31
UH – Tune 6 run (Witherspoon kick), 4Q–6:25
Army – Thomas 20 run (Abercrombie kick), 4Q–1:58

	UH	Army
First Downs	23	25
Rushes-Yards	44-72	55-491
Comp.-Att.-Int.	22-33-0	3-3-0
Passing Yards	223	78
Total Offense	295	569
Punts-Average	4-39.0	1-(-39)
Fumbles-Lost	4-2	2-1
Third Down Conv.	2-13	7-7
Penalties-Yards	5-33	7-60
Time of Possession	27:11	32:49

Rushing – **UH:** Carr 9-57, Tune 19-24, Williams 6-21, Stevenson 3-5, Corbin 1-1, Bryson Smith 1-(-5), Carmouche 2-(-14), Justice 3-(-17); **Army:** Hopkins Jr. 11-170, Asberry 5-85, Woolfolk 11-71, Davidson 5-45, Hobbs 5-37, Slomka 5-26, Thomas 6-24, McCoy 4-17, Bolton 2-8, Hancock 1-8.

Passing – **UH:** Tune 21-32-0-230; Egbule 1-1-0-(-7). **Army:** Hopkins Jr. 2-2-0-63, Thomas 1-1-0-15.

Receiving – **UH:** Stevenson 8-72, Brooker 4-45, Lark 3-30, R. Singleton 2-13, Corbin 1-22, J. Singleton 1-20, Mark 1-15, Trahan 1-13, Stuard 1-(-7); **Army:** Cline 1-54, Asberry 1-15, Woolfolk 1-9.

Attendance: 44,738

2020 NEW MEXICO BOWL

Hawai'i 28, Houston 14

Dec. 24, 2020 • Toyota Stadium • Frisco, Texas

Sophomore wide receiver Nathaniel Dell posted six catches for 112 yards and a touchdown, but it would not be enough as Hawai'i took advantage of a quick start to claim a 28-14 win in the New Mexico Bowl inside Toyota Stadium.

Hawai'i took advantage of two Houston turnovers to score 14 points in the first quarter and built a 21-0 lead at the halftime break.

However, the Cougars mounted a comeback in the second half and moved to within a touchdown in the third quarter.

After compiling only 87 yards in the entire first half, Houston took the second-half kickoff and embarked on a 17-play, 75-yard drive that was capped when junior quarterback hit Dell on a 7-yard touchdown strike for a 21-7 Hawai'i lead with 7:39 left.

Forcing a 3-and-out on Hawai'i's next possession, the Cougars made it a one-score game at 21-14 when Tune connected with junior tight end Christian Trahan on a 26-yard touchdown with 3:45 remaining.

Unfortunately, that would be as close as Houston would get the rest of the way. On the ensuing kickoff, Hawai'i's Calvin Turner outraced the Cougar defenders to the end zone on a 92-yard touchdown return.

Tune finished with 216 yards and a pair of touchdowns on 20-of-38 passing but was picked off three times. Trahan posted five catches for 88 yards and a score, while senior running back Mulbah Car led the Houston ground attack with 47 rushing yards on 15 carries.

Hawai'i quarterback Chevan Cordeiro led the Rainbow Warriors with 136 passing yards and three touchdowns.

On the defensive side, Houston defensive back Hasaan Hypolite led the Cougars with 10 tackles, including five solo stops, and added a pass breakup. Senior safety Deontay Anderson logged nine tackles and one sack as the Cougars limited Hawai'i to just 35 total yards.

GAME STATISTICS

Hawai'i	14	7	7	0	28
Houston	0	0	14	0	14

HAW – Hunter 3 pass from Cordeiro (Shipley kick), 1Q – 10:43
HAW – Turner 75 pass from Cordeiro (Shipley kick), 1Q – 3:35
HAW – Lualu 4 pass from Cordeiro (Shipley kick), 2Q – 8:05
UH – Dell 7 pass from Tune (Witherspoon kick), 3Q – 7:39
UH – Trahan 26 pass from Tune (Witherspoon kick), 3Q – 3:45
HAW – Turner 92 kickoff return (Shipley kick), 3Q – 3:29

	HAW	UH
First Downs	11	20
Rushes-Yards	34-131	38-58
Comp.-Att.-Int.	15-23-0	21-43-3
Passing Yards	136	249
Total Offense	267	307
Punts-Average	8-38.4	7-43.7
Fumbles-Lost	1-0	0-0
Third Down Conv.	4-14	7-9
Penalties-Yards	3-40	5-25
Time of Possession	26:56	33:04

Rushing – **HAW:** Turner 12-60, Hunter 12-44, Cordeiro 8-33, Team 2-(-6). **UH:** Car 15-47, Porter 9-30, Smith 3-5, Holgorsen 1-(-8), Tune 10-(-16).

Passing – **HAW:** Cordeiro 15-23-0-136. **UH:** Tune 20-39-3-216, Holgorsen 1-5-0-33.

Receiving – **HAW:** Turner 4-88, Smart 3-33, Hunter 3-9, Lualu 2-4, Stovall 2-1, Eletise 1-1. **UH:** Dell 6-112, Trahan 5-88, Porter 4-3, Sawyer 3-24, Bradley 2-14, Street 1-8.

Attendance: 2,060

BOWL RECAPS

2021 BIRMINGHAM BOWL

#21/21 Houston 17, Auburn 13

Dec. 28, 2021 • Protective Stadium • Birmingham, Ala.

Clayton Tune and the Houston

Cougars punctuated an impressive season with a win in Southeastern Conference country.

Jake Herslow caught a 26-yard, go-ahead touchdown pass from Tune with 3:27 left to help lift No. 21 Houston to a 17-13 victory over Auburn on Tuesday in the Birmingham Bowl in front of a mostly orange-and-blue crowd at Protective Stadium.

The Cougars (12-2) marched 80 yards in eight plays to cap the third season in program history with at least 12 wins. They snapped a four-game bowl losing streak and won 12 of their final 13 games, the only loss after the opener coming to No. 4 Cincinnati in the American Athletic Conference championship game.

Houston coach Dana Horgorsen said this win was similar to "some other ones that we've had this year."

"Just a bunch of guys that fight hard and win," Horgorsen said. "Basically, winning this game solidified this 2021 football team at the University of Houston as a great football team."

The Tigers (6-7) went in the opposite direction at the end of coach Bryan Harsin's first season. They ended with five straight losses for the first time in 71 years and dropped their third bowl game in a row.

Harsin was already looking ahead to, he hopes, better things.

"Nobody's going to go in there and just hang their head and say, 'Well, this is just how it is,' " Harsin said. "We're going to change it. We're going to fix it, and we're going to get better."

"I mean, there is no Plan B. There's Plan A, and we're here to make this work."

Game MVP Tune completed 26 of 40 passes for 283 yards and two touchdowns with an interception while also rushing for 43 yards. Nathaniel Dell caught 10 passes for 150 yards, while Alton McCaskill ran for 66 yards and caught a touchdown pass.

"That's kind of been our offense this whole season, is when we've needed to make plays we do," Tune said. "There was no panic."

And Herslow, who walked on after playing for Old Dominion from 2017-19, delivered the biggest catch. He's a player Horgorsen called "one of the best stories in college football."

Auburn, which fired offensive coordinator Mike Bobo after the regular season, had one more chance but couldn't get a first down. Tank Bigsby ran for 8 yards on first down and then T.J. Finley threw three straight incompletions on short passes.

Houston ran out the clock.

Finley completed 19 of 34 passes for 227 yards and a touchdown in his third start since replacing injured Bo Nix. Bigsby had 88 rushing yards and 68 receiving yards.

The Cougars had moved across midfield for the go-ahead score after Auburn's second targeting ejection, this time against Jaylin Simpson.

Tune set it up with a 20-yard pass to tight end Christian Trahan.

The Tigers rallied from a 10-0 deficit to take the lead late in the third quarter on Kobe Hudson's 12-yard touchdown catch from Finley on third and goal.

Auburn had several promising drives stall.

"It was pretty frustrating," tight end John Samuel Shenker said. "We moved the ball pretty well, then we'd get down there and we'd have little mental errors. That's just little things that you can't afford to happen this late in the season."

GAME STATISTICS

Houston	7	3	0	7	17
Auburn	0	3	10	0	13

UH – McCaskill 5 pass from Tune (Witherspoon kick), 1Q–8:46

UH – Witherspoon 52 FG, 2Q–6:56

AUB – Patton 27 FG, 2Q–3:10

AUB – Patton 35 FG, 3Q–12:12

AUB – Hudson 12 pass from Finley (Patton kick), 3Q–3:52

UH – Herslow 26 pass from Tune (Witherspoon kick), 4Q–3:27

	UH	AUB
First Downs	19	15
Rushes-Yards	26-115	29-125
Comp.-Att.-Int.	26-41-2	19-37-0
Passing Yards	283	227
Total Offense	398	352
Punts-Average	4-35.8	6-38.3
Fumbles-Lost	2-0	2-0
Third Down Conv.	6-14	4-15
Penalties-Yards	6-34	3-35
Time of Possession	29:50	30:10

Rushing – **UH**: McCaskill 14-78, Tune 7-43, Henry 2-(-2), Team 3-(-4); **AUB**: Bigsby 16-96, M Johnson Jr. 2-24, Hunter 5-17, J. Johnson 1-2, Shenker 1-1, Jones 0-0, Team 1-(-3), Robertson 1-(-5), Finley 2-(-7).

Passing – **UH**: Tune 26-40-1-283, Green 0-1-1-0. **AUB**: Finley 19-37-0-227.

Receiving – **UH**: Dell 10-150, Herslow, 5-65, McCaskill 4-15, Trahan 3-30, Singleton 2-17, Henry 2-6, Erwin 0-0, Tune 0-0; **AUB**: Bigsby 5-68, Shenker 5-54, Hudson 4-57, Robertson 2-15, Jackson 2-13, J. Johnson 1-20, Fromm 0-0, Dawson 0-0, M Johnson Jr. 0-0.

Attendance: 47,100

BOWL RECORDS

INDIVIDUAL RECORDS

Rushing

Attempts: 35 Robert Newhouse, vs. Colorado, Bluebonnet Bowl (12/31/71)...

Yards: 184 Jim Strong, vs. Auburn, Bluebonnet Bowl (12/31/69)...

Average per Rush (min. 10 carries): 8.3 (13-108) Donnie McGraw, vs. Tulane, Bluebonnet Bowl (12/29/73)...

Touchdowns: 4 Gene Shannon, vs. Dayton, Salad Bowl (1/1/52)...

Passing

Attempts: 69 Case Keenum, vs. Penn State, TicketCity Bowl (1/1/12)...

Completions: 45 Case Keenum, vs. Penn State, TicketCity Bowl (1/1/12)...

Yards: 532 Case Keenum, vs. Penn State, TicketCity Bowl (1/1/12)...

Completion Percentage (min. 10 att.): 72.7 (8-11) David Dacus, vs. Washington State, Aloha Bowl (12/25/88)...

Touchdowns: 3 Greg Ward Jr., vs. Pittsburgh, Armed Forces Bowl (1/2/15)...

Consecutive Completions: 8 Billy Roland, vs. Miami (Ohio), Tangerine Bowl (12/22/62)...

Total Offense

Yards: 542 Case Keenum, vs. Penn State, TicketCity Bowl (1/1/12)...

Receiving

Yards: 228 Patrick Edwards, vs. Penn State, TicketCity Bowl (1/1/12)...

Receptions: 12 Justin Johnson, vs. Penn State, TicketCity Bowl (1/1/12)...

10 Donnie Avery, vs. TCU, Texas Bowl (12/28/07)...

Punting

Average: 50.2 - 6 punts Chase Turner, vs. TCU, Texas Bowl (12/28/07)...

Scoring

Points: 24 Gene Shannon, vs. Dayton, Salad Bowl (1/1/52)...

PATs: 7 Bill McMillan, vs. Miami (Ohio), Tangerine Bowl (12/22/62)...

Field Goals Made: 3 Matt Hogan, vs. Penn State, TicketCity Bowl (1/1/12)...

Longest Plays

Rush: 75 Marshall Johnson, vs. Tulane, Bluebonnet Bowl (12/29/73)...

Pass: 81 Vincent Marshall from Kevin Kolb, vs. Hawai'i, Hawai'i Bowl (12/25/03)...

Punt Return: 70 Joe Lopasky, vs. Miami (Ohio), Tangerine Bowl (12/22/62)...

Interception Return: 72 Alton Montgomery, vs. Washington St., Aloha Bowl (12/25/88)...

Kickoff Return: 98 Earl Allen, vs. Boston College, Cotton Bowl (1/1/85)...

Field Goal: 52 Dalton Witherspoon, vs. Auburn, Birmingham Bowl (12/28/21)...

Punt: 70 Simon Rodriguez, vs. Washington State, Aloha Bowl (12/25/88)...

TEAM RECORDS

Points

Most: 49, vs. Miami (Ohio), Tangerine Bowl (12/22/62)...

First Downs

Most: 31, vs. Dayton, Salad Bowl (1/1/52)...

Fewest Passing Allowed: 0, by Oklahoma, Sun Bowl (12/26/81)...

Rushing Attempts

Most: 78, vs. Navy, Garden State Bowl (12/14/80)...

Rushing Yards

Most: 405, vs. Navy, Garden State Bowl (12/14/80)...

Passing Attempts

Most: 69, vs. Penn State, TicketCity Bowl (1/1/12)...

Pass Completions

Most: 45, vs. Penn State, TicketCity Bowl (1/1/12)...

Passing Yards

Most: 532, vs. Penn State, TicketCity Bowl (1/1/12)...

Plays

Most: 99, vs. Florida State, Peach Bowl (12/31/15)...

Total Offense

Most: 655, vs. Tulane, Bluebonnet Bowl (12/29/73)...

Interceptions

Most: 4, done three times; most recently vs. Florida State, Peach Bowl (12/31/15)...

Fumbles

Most: 8, vs. Navy, Garden State Bowl (12/14/80)...

Penalties

Most: 10, vs. Hawai'i, Sheraton Hawai'i Bowl (12/25/03)...