

AD A110512

TECHNICAL REPORT

75-63-FSL

ARMED FORCES FOOD PREFERENCES

by

Herbert L. Meiselman

Day Waterman

Lawrence E. Symington

Approved for public release;
distribution unlimited.

December 1974

UNITED STATES ARMY
NATICK DEVELOPMENT CENTER
NATICK, MASSACHUSETTS 01760




Food Sciences Laboratory

Unclassified

SECURITY CLASSIFICATION OF THIS PAGE (When Data Entered)

REPORT DOCUMENTATION PAGE		READ INSTRUCTIONS BEFORE COMPLETING FORM
1. REPORT NUMBER TR-75-63-FSL	2. GOVT ACCESSION NO.	3. RECIPIENT'S CATALOG NUMBER
4. TITLE (and Subtitle) Armed Forces Food Preferences	5. TYPE OF REPORT & PERIOD COVERED	
	6. PERFORMING ORG. REPORT NUMBER	
7. AUTHOR(s) Herbert L. Meiselman, Day Waterman, Lawrence E. Symington	8. CONTRACT OR GRANT NUMBER(s)	
9. PERFORMING ORGANIZATION NAME AND ADDRESS Food Sciences Laboratory US Army Natick Development Center Natick, Massachusetts 01760	10. PROGRAM ELEMENT, PROJECT, TASK AREA & WORK UNIT NUMBERS Task 03, Projects 1J662713AJ45 and 1J662713A034, Requirements (DOD FD) USN 3-1, USAF 3-19.	
11. CONTROLLING OFFICE NAME AND ADDRESS US Army Natick Development Center Natick, Massachusetts 01760	12. REPORT DATE December 1974	
	13. NUMBER OF PAGES	
14. MONITORING AGENCY NAME & ADDRESS (if different from Controlling Office)	15. SECURITY CLASS. (of this report) Unclassified	
	15a. DECLASSIFICATION/DOWNGRADING SCHEDULE	
16. DISTRIBUTION STATEMENT (of this Report) Approved for public release; distribution unlimited.		
17. DISTRIBUTION STATEMENT (of the abstract entered in Block 20, if different from Report)		
18. SUPPLEMENTARY NOTES		
19. KEY WORDS (Continue on reverse side if necessary and identify by block number) Food preference; menu planning.		
20. ABSTRACT (Continue on reverse side if necessary and identify by block number) A food preference survey of 378 items was administered to personnel of USA, USN, USAF, and USMC. Overall food preferences were discussed, and food items of high and low preference are statistically defined and identified. Differences in food preference among the Armed Forces are minimal, but those which exist are generally a lowered preferred frequency of serving by USN or an increased preferred frequency of serving by USMC.		



TECHNICAL REPORT

TR-75-63-FSL

ARMED FORCES FOOD PREFERENCES

by

**Herbert L. Meiselman
Day Waterman
Lawrence E. Symington**

December 1974

**Food Sciences Laboratory
U.S. ARMY NATICK DEVELOPMENT CENTER
Natick, Massachusetts 01760**

ABSTRACT

A food preference survey of 378 foods was administered to approximately 3800 personnel of the United States Army (USA), Air Force (USAF), Navy (USN), and Marine Corps (USMC), during FY 73 and 74. The survey required the respondent to indicate how much he liked each food (hedonic score) and how often he wanted it served (preferred frequency score). Overall, Armed Forces food preferences showed relative popularity of entrees, unpopularity of soups and vegetables, and moderate popularity of other food classes. Statistical analyses of food items within each food class identify foods of high and low food preference. Overall, there was no significant difference among the services on the hedonic scores, but there was on the preferred frequency scores. Although most classes did not show significant service differences, USN did show lower preferred frequency for several food classes, and USMC showed higher preferred frequency for several food classes. Identification of these high and low preference foods makes it possible to formulate more acceptable menus for the Armed Forces. The demonstration of relatively few Armed Forces differences in food preferences suggests the possibility of more centralized Armed Forces menu planning.

ACKNOWLEDGEMENTS

The authors wish to thank the many individuals whose support was essential to the accomplishment of this work. Several members of the Behavioral Sciences Division gave their support: Dr. Harry L. Jacobs, Dr. Laurence Branch, Mr. Tobey Reed, Ms. Judy Westerling, and Mr. Marc Taylor. The Operations Research and Systems Analysis Office enthusiastically supported this work; Dr. Robert Byrne, Mr. Gerald Hertweck, Mr. Richard Richardson, Mr. John Rogozenski, and Mr. John Wetmiller are thanked. The Natick Development Center staff of the DOD Food RDT & Engineering Program is thanked for its many supportive efforts. Special thanks go to Dr. Edward Anderson, LTC Robert Pope (USAF) and LCDR Karl West (USN). The Armed Forces Menu Service Committee is thanked for its aid in development of the food list, and for its enthusiasm for objective food preference data.

TABLE OF CONTENTS

	Page
Abstract	i
Acknowledgements	ii
List of Tables and Figures	iv
Introduction	1
Method	2
Results	54
Conclusions	133
Recommendations	134
Appendices	
A. Food Preference Survey	137
B. Alphabetical Listing of the Food Items in the Survey	149

LIST OF TABLES AND FIGURES

	Page	
Table 1	Sample Population	3
Table 2	Ranked Listings of Hedonic and Frequency Means	6
Table 3	Hedonic and Frequency Data Arranged by Food Class	59
Table 4	Armed Forces High and Low Preference Foods	90
Table 5	Armed Forces Differences: Hedonic and Frequency Scores for Food Classes	97
Table 6	Armed Forces Differences: Duncan's Test for Food Items	100
Table 7	Correlations of Frequency and Hedonic Means	132
Figure 1	Quartile Distribution of Food Item Ranks	55-57

INTRODUCTION

The purpose of this report is to present, for the first time, an overall analysis of the food preferences of the Armed Forces; i.e. the four military services of the United States. To this time, food preference data have been collected separately by each military service, each of which maintains separate food service management including a separate menu planning capability. The majority of the research in the food preference area prior to 1963 was that of the U. S. Army Quartermaster's Food and Container Institute in Chicago, now located at the U. S. Army Natick Development Center in Natick, Massachusetts. The role of this army laboratory in food preference research has been twofold: to develop food preference measurement techniques, and to collect food preference data on which to base food policies and military menus.

The current survey and this report present food preference data based on both an hedonic scale of food preference (how much you like or dislike the food) and a preference frequency scale of food preference (how often you want to eat the food). These two scaling approaches have been the most common in the history of food preference measurement. While many hedonic scales have been used, the majority of the research has been done using the nine point scale, developed by the Army Quartermaster Corps (Peryam *et al.*, 1960; Moskowitz *et al.*, 1972). A variety of frequency scales has been attempted using both numerical and non-numerical estimates of frequency, but no scale has been widely adopted. Further discussion of the historical development of scales of food preference is beyond the scope of this report, but may be found in Waterman *et al.*, 1974a.

The importance of food preference data in the design and management of a food service system cannot be overstressed. The central aspect of a food service system is its menu, for the menu determines the level and number of personnel, the type of equipment, and many other factors. The menu is largely based on what people want to eat, constrained by cost considerations and, within institutional feeding, by nutritional considerations. Thus, food preferences become one of the fundamental types of data required in design and management of food service systems. Recent surveys of military food service systems (Branch *et al.*, 1974, a,b) indicate that military personnel feel that they are not receiving the variety of food they want. One problem is to better understand the word "variety"; does it refer to variety per meal, per day, per week, etc.? Another problem is to adequately define food preferences so that proper menu planning decisions may be made.

Two main questions are answered in this report. First, what are the overall food preferences of the Armed Forces? Second, what differences, if any, exist in the food preferences of the four military services? A third question of how to deal with food preference in a food service system through the use of high preference menus will be the subject of future reports.

In one earlier comparison of Army and Navy food preferences (Eindhoven & Kamenetzky, 1956), food preference surveys containing 44 food item names to be rated on the nine point hedonic scale (from like extremely, 1, to dislike extremely, 9) were administered by Army survey personnel to Army troops and by local Navy personnel to Navy enlistees on board ship and ashore. Overall, Navy responses showed lower preferences (numerically higher hedonic score on this scale), and less frequent use of the never tried response. The authors suggested that the Army - Navy difference could be attributed to any one or more of the following factors: (1) a more critical attitude on the part of the Navy personnel, (2) underlying differences in survey administration, especially in the use of the "never tried" category, (3) different food service. The rankings of the food preferences of the two services were very similar, with an overall correlation of 0.95. Thus, the *relative* preferences of the Army and Navy were the same, but the Navy showed lower preference for many items.

METHOD

The acquisition of the food preference data was accomplished through group administration of a mark-sense survey. Although some variation in procedure was encountered due to the differences of service mission and local considerations, most survey administrations were very similar.

Survey personnel. The surveys were conducted by professional personnel of the Behavioral Sciences Division, Food Sciences Laboratory (formerly Pioneering Research Laboratory), Natick Development Center. Survey teams consisted of from 2 to 4 personnel both male and female for the Army and Air Force work, and all male for the Navy and Marine Corps work. For the Navy surveys, a uniformed officer introduced the survey to the assembled sample. All other administrative personnel wore civilian attire.

Survey site. Survey sites were either dining halls or recreation centers. Dining halls were used exclusively with the Marine Corps, the Army, and the Navy ashore, and mess decks of ships were used for the Navy afloat. Air Force survey sites included both dining halls (Homestead AFB) and recreation center ballrooms (Minot AFB, Travis AFB). All survey sites easily accommodated the groups with the exception of some large sessions at Minot AFB. Writing surfaces were available.

Testing was carried out under a variety of climatic conditions. Marine Corps and Navy testing were carried out in warm weather, and Army testing in moderate weather. Air Force testing included cold weather (Minot AFB, winter) temperate weather (Travis AFB, winter), and warm weather (Homestead AFB, winter).

Survey sample. The sample was intended to draw equally and randomly from the entire enlisted population at each base or ship. To accomplish this, a variety of techniques was used depending on access to computers. Air Force Bases were capable of drawing samples by computer from the base roster, and this was used at the three AFB's. The Army and Navy samples were not drawn by name, but individuals were selected at the unit level for participation. Marine Corps personnel were selected by name at the battalion level. Emphasis was placed on seeking a proportional sample of those on separate rations (BAS, basic allowance for subsistence) and those receiving free dining facility food (SIK, subsistence in kind or RIK, rations in kind), and on the distribution of ranks (E1, E2, etc.). The number of surveys collected at each survey site is listed in Table 1.

Table 1

Subject Population

Service	Location	Date	Number of Subjects
Air Force	Travis AFB	Dec 1972	617
	Minot AFB	Jan 1973	485
	Homestead AFB	Jan 1973	455
Army	Fort Lee	Feb 1973	474
Marine Corps	Camp Lejeune	June 1973	782
	New River Air Station		
Navy	Afloat	Aug 1973	451
	deployed — Athens		
	USS Nashville		
	USS Austin	Sept 1973	211
	USS Guadalcanal		
in port — Newport & Norfolk	Sept 1973	211	
USS Raleigh			
USS Paul			
	Ashore		
	USN Sub Base New London	Sept 1973	<u>415</u>
			3890

Survey administration. Two different methods of survey administration were used. For Army and Air Force surveys, the Food Preference Survey was administered, following

a Consumer Opinion Survey, in one sitting. Each survey involved approximately one hour. For Marine Corps and Navy surveys, the Food Preference survey was the only survey administered. Session size varied widely from under 10 to over 150. Most sessions included 25–100 respondents.

Sessions were held both morning and afternoon from approximately 0800–1000 and from approximately 1300–1500. Sessions lasted from two to three hours, involving one or two survey administrations. Each session began with a briefing describing the reason for the survey. If the Consumer Opinion Survey was to be administered first, then it was described and handed out. When respondents finished it, they exchanged it for the Food Preference Survey. After several people had exchanged the surveys, a second briefing was held on its purpose and methods.

Briefings stressed several points: The survey was not intended to be an evaluation of military food preparation quality, but of general preference for a list of specific items. The opinion of each person was desired, and therefore group decision making should be avoided. The survey format (Appendix A) was best approached by doing each food item, one at a time. "For each food, first decide whether you have had it; if not darken the circle under never tried and move to the next food. If you have had the food item, then darken how much you like it and how many days per month you want it served." The use of the preference frequency scale was described with emphasis on the need for a two digit answer (00,01,...,10,...30). Questions were welcomed during the survey. However, respondents were not told what any food item was. If they described it correctly, their view was corroborated; otherwise they were advised to check "never tried".

The Survey: The 1972 Food Preference Survey consists of 378 food names arranged in a random order. The food names were taken from previous lists of food preferences surveys, and the final list was constructed with the help of the Armed Forces Menu Service Committee, based largely on its need for information about food item preferences.

For methodological reasons, ten duplicate food names were included in the survey to check reliability. Also, three nonsense food names (buttered ermal, braised trake, and funistrada) were added to the survey list to provide an estimate of how much someone will respond to a word which sounds like a food name or will answer without reading.

Appendix B provides an alphabetical listing of the food names, and Table 3 provides an organization of the food names and data by food class. The foods were divided into 33 food classes for analysis, primarily according to their use in Armed Forces menus. Thus potatoes are grouped with potato substitutes since these are mixed in menus but yellow and green vegetables are considered separately.

The survey format, in which the respondent can check never tried or indicate a preference frequency and hedonic score was chosen after experience with a more

complicated food preference survey format utilizing a preference frequency scale for each meal (Meiselman *et al.*, 1971). The method of expressing numbers from 0 to 30 through a two digit system (00,01,02,...,30) was adopted after testing with enlisted men at Natick Development Center. The hedonic scale is the same one used in many prior studies conducted by the Quartermaster Food and Container Institute and Natick Development Center (see References).

Table 2

Table 2 contains two separate, ranked listings of the 378 food names, along with the arithmetic mean, standard deviation, and N (number of subjects) for both scales. The first listing is ranked by decreasing hedonic mean, and the second listing is ranked by decreasing frequency mean. The two columns to the extreme right of the page are percent never tried and percent tried. These values have been determined from the responses to the "never tried" column in the survey (Appendix A). Beneath each value in the table is the rank of that value in relation to all 377 other values in that column. For example, by looking at the first list, the reader can see that while grilled steak has the second highest hedonic mean, it is the eighteenth most frequently desired item, and the thirty-second most often tried item.

RANK	ID	NAME	HED MN	HED SD	HED N	FRQ MN	FRQ SD	FRQ N	% NT	STRIED
1	241	MILK	7.99 (1.0)	1.74 (376.0)	3837.00 (11.0)	24.59 (1.0)	9.55 (97.0)	3770.00 (1.0)	1.03 (371.1)	99.97 (9.0)
2	348	GRILLED STEAK	7.76 (2.0)	1.61 (379.0)	3810.00 (38.0)	14.83 (18.1)	10.10 (80.0)	3697.00 (39.1)	1.73 (387.0)	99.27 (32.0)
3	176	EGGS TO ORDER	7.51 (3.0)	1.82 (361.0)	3791.00 (49.0)	21.02 (7.0)	10.46 (37.0)	3720.00 (21.0)	2.32 (329.0)	97.68 (50.0)
4	324	CORN-ON-THE-COB	7.50 (4.0)	1.74 (375.0)	3772.00 (68.0)	13.36 (30.0)	9.93 (72.0)	3695.00 (46.0)	2.63 (315.0)	97.37 (64.0)
5	375	ORANGE JUICE	7.50 (5.0)	1.76 (373.0)	3848.00 (4.0)	19.02 (5.0)	10.69 (23.0)	3750.00 (2.0)	.82 (376.0)	99.18 (3.0)
6	8	STRAWBERRY SHORTCAKE	7.43 (6.0)	1.86 (351.0)	3800.00 (44.0)	11.88 (53.0)	9.10 (153.0)	3833.00 (77.0)	1.99 (335.0)	98.01 (44.0)
7	274	FRENCH FRIED POTATOES	7.42 (7.0)	1.63 (377.0)	3870.00 (19.0)	14.55 (17.0)	9.64 (96.0)	3664.00 (59.0)	1.29 (382.0)	98.71 (17.0)
8	88	FRIED CHICKEN	7.39 (9.0)	1.79 (366.0)	3834.00 (13.0)	12.32 (49.0)	9.44 (110.0)	3727.00 (12.0)	1.34 (360.0)	98.66 (19.0)
9	49	ICE CREAM	7.39 (9.0)	1.78 (369.0)	3820.00 (30.0)	17.56 (6.0)	10.49 (36.0)	3713.00 (26.0)	1.44 (353.0)	99.52 (26.0)
10	139	MILK SHAKE	7.39 (10.0)	1.76 (372.0)	3812.00 (32.0)	14.73 (16.0)	10.53 (33.0)	3723.00 (16.0)	1.79 (386.0)	99.22 (33.0)
11	304	BACON	7.33 (11.0)	1.79 (365.0)	3828.00 (23.0)	17.23 (7.0)	10.54 (32.0)	3749.00 (3.0)	1.34 (359.0)	99.66 (21.0)
12	133	SPAGHETTI WITH MEAT SAUCE	7.27 (12.0)	1.82 (382.0)	3826.00 (22.0)	11.74 (63.0)	9.43 (112.0)	3736.00 (9.0)	1.44 (356.0)	98.56 (23.0)
13	253	SPAGHETTI WITH MEATBALLS	7.27 (11.0)	1.77 (371.0)	3819.00 (31.0)	11.70 (64.0)	9.59 (91.0)	3695.00 (42.0)	1.65 (349.0)	98.35 (31.0)
14	105	BEER	7.26 (14.0)	2.45 (96.0)	3811.00 (33.0)	19.78 (3.0)	12.05 (2.0)	3719.00 (22.0)	1.79 (384.0)	99.22 (34.0)
15	360	BACON; LETTUCE & TOMATO SAND	7.24 (15.0)	1.86 (350.0)	3787.00 (55.0)	12.47 (44.0)	9.79 (77.0)	3696.00 (40.0)	2.32 (329.0)	97.68 (51.0)
16	211	MILK SHAKE	7.19 (16.0)	1.86 (347.0)	3825.00 (26.0)	14.31 (19.0)	10.66 (26.0)	3742.00 (6.0)	1.44 (355.0)	98.56 (24.0)
17	315	BUTTERED WHOLE KERNEL CORN	7.19 (17.0)	1.79 (364.0)	3715.00 (103.0)	13.12 (34.0)	9.46 (105.0)	3623.00 (83.0)	4.30 (273.0)	95.70 (106.0)
RANK	ID	NAME	HED MN	HED SD	HED N	FRQ MN	FRQ SD	FRQ N	% NT	STRIED

RANK	ID	NAME	HED MN	HED SD	HED N	FRQ MN	FRQ SD	FRQ N	% NT	\$TRIED
18	102	PEACHES (FRESH)	7.16 (18.)	1.82 (360.)	3786.00 (56.)	13.49 (23.)	9.99 (66.)	3687.00 (45.)	2.30 (330.)	97.70 (43.)
19	222	ORANGES	7.14 (19.)	1.79 (367.)	3832.00 (17.)	15.37 (13.)	10.69 (24.)	3799.00 (4.)	1.26 (369.)	98.74 (15.)
20	167	FRENCH FRIED SHRIMP	7.13 (25.)	2.23 (197.)	3604.00 (151.)	11.98 (57.)	9.98 (67.)	3521.00 (132.)	7.04 (227.)	32.96 (152.)
21	141	APPLES (FRESH)	7.12 (21.)	1.75 (374.)	3945.00 (6.)	15.34 (14.)	10.43 (40.)	3739.00 (7.)	1.03 (373.)	98.97 (6.)
22	250	PIZZA	7.10 (22.)	1.95 (323.)	3952.00 (3.)	12.01 (56.)	9.72 (83.)	3719.00 (23.)	.95 (375.)	99.15 (4.)
23	134	HAM	7.09 (23.)	1.84 (357.)	3841.00 (2.)	11.50 (72.)	9.24 (134.)	3723.00 (17.)	1.06 (370.)	98.94 (3.)
24	343	WATERMELON	7.09 (24.)	2.02 (292.)	3787.00 (54.)	11.82 (81.)	10.32 (47.)	3654.00 (65.)	2.37 (325.)	97.63 (54.)
25	366	ORANGES	7.09 (25.)	1.85 (356.)	3821.00 (23.)	15.20 (15.)	10.71 (22.)	3703.00 (33.)	1.44 (354.)	99.56 (25.)
26	203	ROAST BEEF	7.04 (26.)	1.94 (329.)	3810.00 (36.)	11.54 (71.)	9.24 (133.)	3722.00 (19.)	1.80 (341.)	98.20 (38.)
27	44	PIZZA	7.04 (27.)	1.97 (315.)	3836.00 (12.)	11.64 (65.)	9.27 (131.)	3704.00 (31.)	1.18 (367.)	98.82 (12.)
28	73	TOSSED GREEN SALAD	7.03 (28.)	1.97 (316.)	3662.00 (129.)	17.19 (9.)	10.93 (14.)	3574.00 (113.)	5.69 (249.)	94.31 (131.)
29	109	HASHED BROWN POTATOES	7.03 (29.)	1.90 (339.)	3796.00 (46.)	14.13 (20.)	9.91 (76.)	3693.00 (43.)	2.22 (312.)	97.78 (47.)
30	252	BANANA SPLIT	7.02 (30.)	2.03 (289.)	3747.00 (80.)	11.57 (70.)	10.35 (45.)	3639.00 (72.)	3.49 (294.)	96.52 (85.)
31	55	HOT FUDGE SUNDAE	7.01 (31.)	2.07 (291.)	3676.00 (124.)	11.59 (63.)	9.94 (70.)	3587.00 (106.)	5.40 (253.)	94.60 (126.)
32	29	CHEESEBURGER	7.00 (32.)	1.81 (363.)	3846.00 (5.)	12.44 (46.)	9.19 (142.)	3723.00 (18.)	.93 (374.)	99.07 (5.)
33	334	MASHED POTATOES	7.00 (33.)	1.86 (349.)	3827.00 (21.)	13.90 (21.)	9.50 (102.)	3707.00 (29.)	1.21 (366.)	98.79 (13.)
34	371	APPLE PIE	6.98 (34.)	1.89 (341.)	3802.00 (43.)	11.67 (65.)	9.63 (97.)	3695.00 (41.)	2.01 (334.)	97.99 (45.)
RANK	ID	NAME	HED MN	HED SD	HED N	FRQ MN	FRQ SD	FRQ N	% NT	\$TRIED

PANK ID	NAME	HED MN	HED SD	HED N	FRQ MN	FRQ SD	FRQ N	% HT	STYLED
35	ROAST TURKEY	6.86 (35.)	1.87 (358.)	2857.00 (1.)	8.20 (226.)	7.65 (347.)	3624.00 (92.)	.72 (379.)	39.28 (1.)
36	HOT PEAST BEEF SANDWICH W GRAVY	6.84 (36.)	1.88 (349.)	3788.00 (53.)	10.68 (100.)	9.06 (166.)	3674.00 (54.)	2.37 (326.)	37.63 (53.)
37	SWISS STEAK	6.24 (37.)	1.90 (337.)	3746.00 (84.)	11.12 (95.)	9.00 (172.)	3615.00 (87.)	3.38 (298.)	96.62 (81.)
38	CANADIAN SAGON	6.93 (38.)	1.95 (321.)	3116.00 (267.)	13.04 (36.)	10.39 (43.)	3057.00 (256.)	19.55 (113.)	80.45 (266.)
39	HAMBURGER	6.92 (39.)	1.77 (370.)	3842.00 (7.)	11.90 (59.)	9.16 (147.)	3739.00 (9.)	1.03 (372.)	99.97 (7.)
40	ICED TEA	6.91 (40.)	2.33 (145.)	3775.00 (64.)	16.97 (9.)	11.39 (4.)	3667.00 (58.)	2.58 (317.)	97.42 (62.)
41	LOBSTER	6.91 (41.)	2.50 (54.)	3219.00 (245.)	11.37 (75.)	10.72 (19.)	3142.00 (236.)	16.87 (136.)	83.13 (243.)
42	HOT TURKEY SANDWICH WITH GRAVY	6.91 (42.)	1.89 (342.)	3931.00 (18.)	9.86 (131.)	8.26 (290.)	3663.00 (61.)	1.34 (359.)	98.66 (20.)
43	TANGERINES	6.90 (43.)	1.93 (333.)	3694.00 (117.)	13.22 (31.)	10.40 (41.)	3595.00 (103.)	4.89 (261.)	95.11 (118.)
44	GRAPES	6.89 (44.)	1.89 (340.)	3937.00 (10.)	13.10 (35.)	10.26 (54.)	3727.00 (11.)	1.13 (368.)	98.87 (11.)
45	HAM	6.89 (45.)	1.87 (345.)	3825.00 (25.)	11.08 (37.)	9.22 (137.)	3693.00 (47.)	1.49 (352.)	96.52 (27.)
46	CHOCOLATE MILK	6.87 (46.)	2.07 (288.)	3822.00 (29.)	16.15 (12.)	11.27 (7.)	3725.00 (14.)	1.57 (349.)	98.43 (30.)
47	BANANAS	6.86 (47.)	1.91 (334.)	3805.00 (40.)	13.18 (32.)	10.03 (65.)	3711.00 (27.)	1.96 (337.)	98.08 (42.)
48	DOUGHNUTS	6.85 (48.)	1.95 (355.)	3929.00 (20.)	13.51 (27.)	10.26 (55.)	3726.00 (11.)	1.31 (361.)	98.69 (18.)
49	CANTALOUPE	6.85 (49.)	2.22 (207.)	3604.00 (152.)	12.68 (34.)	10.31 (49.)	3511.00 (138.)	7.02 (229.)	92.98 (150.)
50	PEARS (FRESH)	6.84 (50.)	1.94 (323.)	3781.00 (62.)	12.33 (49.)	10.17 (57.)	3676.00 (52.)	2.55 (319.)	97.45 (61.)
51	BARBECUED SPARERIBS	6.84 (51.)	2.17 (232.)	3701.00 (112.)	10.51 (105.)	9.60 (39.)	3596.00 (102.)	4.56 (265.)	95.44 (114.)
PANK ID	NAME	HED MN	HED SD	HED N	FRQ MN	FRQ SD	FRQ N	% HT	STYLED

RANK	ID	NAME	HED MN	HED SD	HED N	FRQ MN	FRQ SD	FRQ N	% NT	TRIED
52	193	GRILLED HAM & CHEESE SANDWICH	6.94 (52.)	1.95 (325.)	3791.00 (49.)	11.02 (99.)	9.23 (135.)	3701.00 (36.)	2.37 (327.)	37.63 (52.)
53	215	BAKED HAM	6.92 (53.)	1.91 (336.)	3933.00 (16.)	10.33 (111.)	8.90 (180.)	3719.00 (24.)	1.26 (365.)	98.74 (14.)
54	187	LEMONADE	6.81 (54.)	1.94 (326.)	3911.00 (35.)	13.64 (23.)	10.29 (52.)	3716.00 (25.)	1.83 (340.)	98.17 (39.)
55	15	GRILLED MINUTE STEAK	6.80 (55.)	1.79 (369.)	3651.00 (134.)	10.55 (104.)	8.15 (293.)	3459.00 (159.)	5.80 (243.)	94.20 (136.)
56	124	COLA	6.80 (56.)	2.06 (275.)	3925.00 (24.)	16.72 (11.)	11.15 (9.)	3700.00 (37.)	1.54 (351.)	98.46 (29.)
57	172	HAM SANDWICH	6.77 (57.)	1.95 (354.)	3924.00 (27.)	10.39 (112.)	8.87 (186.)	3699.00 (39.)	1.57 (350.)	98.43 (29.)
58	245	POTATO CHIPS	6.77 (58.)	1.86 (353.)	3854.00 (2.)	12.67 (40.)	9.84 (75.)	3747.00 (5.)	.72 (377.)	99.28 (2.)
59	217	HOT CHOCOLATE	6.76 (59.)	1.93 (308.)	3797.00 (45.)	13.13 (33.)	10.45 (39.)	3428.00 (167.)	1.96 (336.)	98.04 (43.)
60	254	GRILLED HAM	6.75 (60.)	1.90 (339.)	3773.00 (65.)	10.41 (109.)	9.09 (162.)	3652.00 (67.)	2.76 (312.)	97.24 (67.)
61	290	SEAFOOD PLATTER	6.75 (61.)	2.34 (143.)	3474.00 (191.)	10.30 (115.)	9.56 (94.)	3393.00 (179.)	10.37 (190.)	99.63 (189.)
62	296	BAKED POTATCES	6.74 (62.)	1.91 (335.)	3910.00 (37.)	10.74 (97.)	8.79 (200.)	3704.00 (32.)	1.79 (343.)	99.22 (36.)
63	204	FRENCH FRIED ONION RING	6.74 (63.)	2.30 (161.)	3698.00 (116.)	11.21 (79.)	9.61 (38.)	3601.00 (100.)	4.59 (264.)	95.41 (115.)
64	220	SLOPPY JOE	6.74 (64.)	1.98 (313.)	3799.00 (52.)	10.59 (102.)	9.34 (122.)	3703.00 (34.)	2.50 (319.)	97.50 (60.)
65	328	BAKED CHICKEN	6.74 (65.)	1.99 (310.)	3804.00 (41.)	10.27 (116.)	9.16 (144.)	3702.00 (35.)	1.99 (339.)	98.12 (40.)
66	361	LASAGNA	6.73 (66.)	2.20 (221.)	3372.00 (210.)	10.15 (120.)	9.59 (92.)	3287.00 (201.)	13.03 (169.)	86.97 (210.)
67	160	SALISBURY STEAK	6.72 (67.)	1.93 (332.)	3727.00 (97.)	10.07 (123.)	9.01 (171.)	3611.00 (91.)	3.77 (295.)	96.23 (34.)
68	31	SAUSAGE LINKS	6.71 (68.)	2.00 (304.)	3784.00 (61.)	13.69 (22.)	9.65 (95.)	3654.00 (66.)	2.60 (316.)	97.40 (63.)
PANK	ID	NAME	HED MN	HED SD	HED N	FRQ MN	FRQ SD	FRQ N	% NT	TRIED

RANK	ID	NAME	HED MN	HED SD	HED N	FRG MN	FRG SD	FRG N	% HT	STRIED
63	336	SCFT FERVE ICE CREAM	6.71 (69.)	2.04 (283.)	3686.00 (121.)	12.93 (37.)	10.31 (49.)	3563.00 (116.)	4.93 (260.)	95.07 (119.)
70	225	GRILLED CHEESE SANDWICH	6.70 (70.)	1.96 (313.)	3933.00 (15.)	10.90 (95.)	9.17 (243.)	3731.00 (10.)	1.29 (363.)	99.71 (16.)
71	219	COLD POTATC SALAD	6.69 (71.)	2.23 (199.)	3713.00 (101.)	11.09 (96.)	9.55 (95.)	3610.00 (93.)	3.90 (281.)	96.10 (99.)
72	226	MEAT LOAF	6.69 (72.)	1.92 (331.)	3890.00 (3.)	9.94 (128.)	8.84 (193.)	3724.00 (15.)	1.11 (389.)	98.89 (10.)
73	152	BEEF STEW	6.69 (73.)	1.86 (349.)	3793.00 (59.)	10.08 (122.)	9.77 (204.)	3663.00 (60.)	2.42 (324.)	97.58 (56.)
74	192	POT ROAST	6.67 (74.)	1.86 (352.)	3764.00 (73.)	9.75 (136.)	9.56 (237.)	3677.00 (51.)	2.99 (305.)	97.01 (74.)
75	370	STRAWBERRY SUNDAE	6.66 (75.)	2.06 (276.)	3650.00 (136.)	10.63 (101.)	9.95 (74.)	3544.00 (124.)	5.98 (242.)	94.02 (137.)
76	205	CREAMED STYLE CORN	6.65 (76.)	2.15 (241.)	3791.00 (47.)	11.23 (79.)	9.35 (121.)	3678.00 (49.)	2.44 (321.)	97.56 (58.)
77	365	BROWNIES	6.65 (77.)	2.02 (293.)	3790.00 (50.)	10.81 (94.)	9.41 (116.)	3675.00 (53.)	2.22 (331.)	97.78 (48.)
79	177	PEACHES (CANNED)	6.65 (79.)	1.99 (322.)	3802.00 (42.)	11.60 (68.)	9.59 (93.)	3709.00 (28.)	1.93 (338.)	99.07 (41.)
79	121	LETTUCE SALAD	6.63 (79.)	1.96 (319.)	3693.00 (115.)	13.60 (24.)	10.30 (50.)	3599.00 (101.)	4.66 (262.)	95.34 (117.)
80	33	TURKEY CLUB SANDWICH	6.63 (80.)	1.99 (343.)	3507.00 (191.)	9.77 (135.)	9.28 (276.)	3390.00 (190.)	9.52 (193.)	90.48 (190.)
81	61	LASAGNA	6.61 (81.)	2.21 (209.)	3378.00 (209.)	9.51 (151.)	9.95 (176.)	3295.00 (202.)	12.79 (171.)	97.22 (209.)
82	179	SUBMARINE SANDWICH	6.60 (82.)	1.95 (324.)	3633.00 (141.)	9.59 (146.)	9.89 (193.)	3517.00 (133.)	6.51 (236.)	93.49 (143.)
83	188	ITALIAN SAUSAGE	6.59 (83.)	2.03 (290.)	3117.00 (266.)	10.22 (119.)	9.27 (132.)	3031.00 (262.)	19.60 (112.)	90.40 (267.)
84	194	PEPPER STEAK	6.59 (84.)	2.00 (306.)	3146.00 (201.)	9.61 (144.)	9.96 (175.)	3059.00 (252.)	19.75 (116.)	81.25 (261.)
85	289	BAKED STUFFED FORK CHOPS	6.59 (85.)	2.04 (287.)	3346.00 (216.)	9.36 (161.)	9.86 (131.)	3243.00 (211.)	13.61 (163.)	96.39 (216.)
RANK	ID	NAME	HED MN	HED SD	HED N	FRG MN	FRG SD	FRG N	% HT	STRIED

RANK	ID	NAME	HED MN	HED SD	HED N	FRQ MN	FRQ SD	FRQ N	Z NT	TRIED
86	155	MEATBALL SUBMARINE	6.59 (86.)	2.00 (301.)	2017.00 (328.)	9.39 (159.)	8.98 (174.)	2534.00 (325.)	32.43 (51.)	67.57 (328.)
87	142	SWEDISH MEATBALLS	6.59 (87.)	1.94 (327.)	2987.00 (285.)	9.57 (148.)	8.75 (208.)	2891.00 (279.)	23.04 (94.)	76.96 (285.)
88	111	SWEET ROLLS	6.58 (89.)	1.86 (346.)	3770.00 (71.)	12.02 (55.)	9.54 (99.)	3673.00 (56.)	2.94 (306.)	97.06 (73.)
89	115	CHEF'S SALAD	6.57 (89.)	2.05 (292.)	3219.00 (244.)	11.81 (62.)	9.75 (78.)	3136.00 (238.)	17.10 (132.)	92.90 (247.)
90	258	CHICKEN NOODLE SOUP	6.57 (90.)	1.98 (312.)	3772.00 (67.)	10.25 (117.)	9.05 (169.)	3661.00 (62.)	2.76 (311.)	97.24 (69.)
91	81	DEVILLED EGGS	6.56 (91.)	2.16 (240.)	3513.00 (179.)	10.84 (92.)	9.41 (115.)	3403.00 (174.)	9.51 (200.)	90.49 (173.)
92	159	CHILI CON CARNE	6.54 (92.)	2.17 (236.)	3497.00 (186.)	9.41 (156.)	9.81 (197.)	3372.00 (186.)	9.87 (193.)	90.13 (186.)
93	296	WAFFLES	6.54 (93.)	2.00 (303.)	3760.00 (76.)	11.18 (93.)	9.44 (109.)	3658.00 (84.)	3.14 (302.)	96.86 (77.)
94	170	TACOS	6.53 (94.)	2.31 (155.)	3266.00 (239.)	10.06 (124.)	9.54 (100.)	3195.00 (223.)	15.80 (142.)	84.20 (237.)
95	43	FRENCH TOAST	6.53 (95.)	2.01 (295.)	3609.00 (39.)	12.45 (45.)	9.72 (92.)	3688.00 (44.)	1.78 (342.)	98.22 (37.)
96	7	BLUEBERRY MUFFINS	6.51 (96.)	2.17 (231.)	3563.00 (167.)	10.57 (103.)	9.06 (165.)	3401.00 (175.)	9.05 (212.)	91.95 (167.)
97	200	LEMON MERINGUE PIE	6.50 (97.)	2.17 (235.)	3571.00 (165.)	9.67 (141.)	9.33 (124.)	3463.00 (155.)	7.94 (214.)	92.06 (165.)
98	68	APPLE CRISP	6.50 (98.)	1.84 (330.)	3342.00 (220.)	9.61 (143.)	8.74 (210.)	3222.00 (217.)	13.91 (156.)	86.03 (222.)
99	3	TEA	6.50 (99.)	2.37 (129.)	3746.00 (81.)	16.74 (10.)	11.88 (3.)	3545.00 (123.)	2.93 (307.)	97.07 (72.)
100	316	WESTERN SANDWICH	6.49 (100.)	1.83 (359.)	2627.00 (325.)	9.53 (149.)	8.67 (220.)	2558.00 (321.)	32.26 (54.)	67.74 (325.)
101	349	BAKED MACARONI & CHEESE	6.49 (101.)	2.21 (213.)	3734.00 (90.)	9.68 (140.)	9.19 (141.)	3602.00 (99.)	3.69 (288.)	96.31 (91.)
102	157	ROAST PORK	6.49 (102.)	2.01 (296.)	3770.00 (70.)	9.25 (166.)	8.47 (251.)	3648.00 (69.)	2.91 (309.)	97.19 (70.)
RANK	ID	NAME	HED MN	HED SD	HED N	FRQ MN	FRQ SD	FRQ N	Z NT	TRIED

PANK	ID	NAME	HED MN	HED SD	HED N	FRO MN	FRO SD	FPO N	Z NT	STRIED
103	158	DEVIL'S FOOD CAKE	6.48 (103.)	2.00 (300.)	3717.00 (102.)	9.45 (153.)	9.33 (178.)	3582.00 (110.)	9.15 (277.)	95.80 (102.)
104	90	PEARS (CANNED)	6.47 (104.)	1.99 (307.)	3779.00 (83.)	10.37 (113.)	9.98 (173.)	3682.00 (98.)	2.68 (314.)	37.32 (65.)
105	103	THOUSAND ISLAND DRESSING	6.47 (105.)	2.23 (300.)	3504.00 (194.)	13.39 (29.)	10.96 (12.)	3393.00 (177.)	9.67 (196.)	30.33 (193.)
106	1	MONEYDEW MELON	6.46 (106.)	1.99 (309.)	2995.00 (283.)	9.72 (196.)	9.05 (312.)	2876.00 (284.)	22.65 (95.)	77.35 (284.)
107	72	RAVIOLI	6.45 (107.)	2.12 (291.)	3598.00 (155.)	9.33 (162.)	9.79 (199.)	3491.00 (145.)	7.20 (224.)	92.80 (155.)
108	261	APPLESAUCE	6.45 (108.)	2.01 (299.)	3746.00 (83.)	10.47 (108.)	9.09 (157.)	3632.00 (78.)	3.45 (295.)	96.55 (84.)
109	117	BANANA CREAM PIE	6.45 (109.)	2.19 (295.)	3592.00 (161.)	9.95 (132.)	9.16 (145.)	3472.00 (150.)	7.70 (218.)	92.30 (161.)
110	230	OMULET	6.44 (110.)	2.22 (202.)	3476.00 (190.)	12.11 (54.)	10.15 (58.)	3393.00 (178.)	10.41 (187.)	99.59 (192.)
111	353	FRUIT COCKTAIL (CANNED)	6.43 (111.)	2.08 (270.)	3746.00 (82.)	10.42 (159.)	9.49 (103.)	3639.00 (73.)	3.30 (299.)	96.70 (80.)
112	150	FRESH COFFEE	6.43 (112.)	2.70 (27.)	3731.00 (94.)	19.24 (4.)	12.39 (1.)	3621.00 (94.)	3.84 (292.)	96.16 (97.)
113	92	ENGLISH MUFFINS	6.42 (113.)	2.00 (305.)	3471.00 (134.)	10.88 (91.)	9.39 (117.)	3375.00 (184.)	10.63 (195.)	89.37 (194.)
114	346	ROOT BEER	6.42 (114.)	2.23 (195.)	3788.00 (51.)	12.59 (42.)	10.95 (10.)	3677.00 (50.)	2.14 (333.)	97.86 (46.)
115	34	PINEAPPLE UPSIDE DOWN CAKE	6.41 (115.)	2.22 (206.)	3607.00 (149.)	9.21 (163.)	8.85 (192.)	3464.00 (154.)	7.04 (229.)	92.96 (151.)
116	57	BREADED VEAL STEAKS	6.41 (116.)	2.12 (255.)	3615.00 (146.)	9.69 (133.)	9.55 (240.)	3493.00 (143.)	6.66 (234.)	93.34 (145.)
117	297	DANISH PASTRY	6.40 (117.)	2.04 (286.)	3504.00 (195.)	10.22 (119.)	9.30 (127.)	3415.00 (171.)	9.62 (197.)	90.38 (182.)
118	291	CHERRY PIE	6.40 (118.)	2.14 (245.)	3737.00 (89.)	9.40 (159.)	9.19 (140.)	3619.00 (86.)	3.69 (289.)	96.31 (90.)
119	377	GRIDDLE CAKES	6.40 (119.)	2.05 (279.)	3129.00 (264.)	11.14 (84.)	9.60 (30.)	3050.00 (257.)	19.21 (116.)	80.79 (263.)
PANK	ID	NAME	HED MN	HED SD	HED N	FRO MN	FRO SD	FPO N	Z NT	STRIED

PANK ID	NAME	HED MN	HED SD	HED N	FRQ MN	FRQ SD	FRQ N	NT	TRIED
120	STRAWBERRY CHIFFON PIE	6.39 (129.)	2.12 (147.)	3025.00 (278.)	9.69 (138.)	3.33 (125.)	2956.00 (274.)	21.30 (101.)	79.10 (278.)
121	FRIED FISH	6.29 (121.)	2.27 (174.)	3785.00 (57.)	9.41 (157.)	8.97 (188.)	3661.00 (63.)	2.47 (320.)	97.53 (59.)
122	TUNA SALAD SANDWICH	6.79 (122.)	2.15 (242.)	3734.00 (91.)	9.74 (137.)	9.90 (191.)	3638.00 (74.)	3.79 (284.)	96.21 (95.)
123	CHOCOLATE CREAM PIE	6.37 (123.)	2.24 (132.)	3612.00 (147.)	9.42 (154.)	9.39 (118.)	3492.00 (144.)	6.88 (231.)	93.12 (148.)
124	SHERBET	6.26 (124.)	2.25 (197.)	3529.00 (174.)	10.46 (107.)	9.96 (68.)	3417.00 (169.)	9.93 (205.)	91.07 (174.)
125	FRENCH DRESSING	6.26 (125.)	2.18 (230.)	3646.00 (133.)	12.64 (41.)	10.60 (30.)	3547.00 (122.)	6.01 (241.)	93.99 (138.)
126	GRAPE JUICE	6.26 (126.)	2.20 (220.)	3784.00 (60.)	13.54 (25.)	10.74 (19.)	3593.00 (104.)	2.42 (322.)	97.58 (57.)
127	FRENCH FRIED FISH STICKS	6.25 (127.)	2.14 (247.)	3690.00 (120.)	9.13 (175.)	9.60 (252.)	3548.00 (121.)	4.97 (259.)	95.03 (121.)
128	BANANA CAKE	6.34 (128.)	2.11 (259.)	3342.00 (219.)	9.61 (145.)	8.84 (194.)	3206.00 (221.)	13.78 (162.)	96.22 (217.)
129	PUMPKIN PIE	6.34 (129.)	2.32 (152.)	3690.00 (119.)	9.06 (179.)	9.14 (150.)	3580.00 (111.)	4.97 (258.)	95.03 (120.)
130	BOSTON CREAM PIE	6.34 (130.)	2.11 (257.)	3131.00 (263.)	9.91 (186.)	9.05 (170.)	3041.00 (260.)	19.22 (115.)	80.78 (264.)
131	BEEF STROGANOFF	6.23 (131.)	2.01 (297.)	3136.00 (262.)	9.70 (199.)	9.44 (257.)	3066.00 (250.)	19.05 (117.)	80.95 (262.)
132	BANANA CREAM PUDDING	6.23 (132.)	2.12 (250.)	3455.00 (195.)	9.42 (155.)	9.15 (149.)	3341.00 (133.)	10.91 (194.)	89.09 (195.)
133	PORK SAUSAGE FATTIES	6.22 (133.)	2.18 (227.)	3625.00 (143.)	11.60 (67.)	9.55 (96.)	3490.00 (146.)	6.48 (237.)	93.52 (142.)
134	TOSSED VEGETABLE SALAD	6.21 (134.)	2.24 (190.)	3443.00 (199.)	12.13 (53.)	10.50 (34.)	3348.00 (190.)	11.31 (181.)	89.69 (198.)
135	CORNREAD	6.20 (135.)	2.26 (192.)	3709.00 (107.)	10.13 (121.)	9.48 (104.)	3619.00 (95.)	4.33 (272.)	95.67 (107.)
136	TURKEY POT PIE	6.29 (136.)	2.19 (224.)	3631.00 (142.)	9.89 (199.)	8.76 (206.)	3508.00 (140.)	6.22 (240.)	93.78 (139.)
PANK ID	NAME	HED MN	HED SD	HED N	FRQ MN	FRQ SD	FRQ N	NT	TRIED

RANK	ID	NAME	HED MN	HED SD	HED N	FRQ MN	FRQ SD	FRQ N	NT	TRIED
137	17	SLICED TOMATO SALAD	6:29 (137.)	2:20 (117.)	3607.00 (149.)	12:13 (52.)	9:34 (71.)	3462.00 (156.)	6:84 (232.)	33.16 (147.)
138	45	SHRIMP CREOLE	6:28 (138.)	2:44 (103.)	2812.00 (306.)	9:54 (142.)	9:23 (136.)	2690.00 (307.)	27:47 (73.)	72.53 (306.)
139	82	VEAL PARMESAN	6:28 (139.)	2:24 (124.)	2600.00 (323.)	8:52 (205.)	9:51 (245.)	2530.00 (327.)	32:78 (50.)	67.22 (323.)
140	229	MIXED FRUIT SALAD	6:28 (140.)	2:18 (228.)	3583.00 (160.)	9:34 (127.)	9:27 (130.)	3459.00 (153.)	7:53 (213.)	92.37 (160.)
141	311	FRANKFURTERS	6:27 (141.)	1:59 (114.)	3762.00 (74.)	9:33 (163.)	9:48 (213.)	3674.00 (55.)	3:04 (304.)	96.90 (75.)
142	146	BURRITOS	6:27 (142.)	2:25 (124.)	2013.00 (380.)	9:17 (172.)	9:03 (159.)	1963.00 (160.)	47:84 (19.)	52.10 (360.)
143	83	PEACH SHORTCAKE	6:24 (143.)	2:04 (285.)	3097.00 (271.)	8:50 (207.)	9:33 (264.)	2998.00 (263.)	20:16 (128.)	79.84 (271.)
144	129	GRAPEFRUIT-ORANGE JUICE	6:23 (144.)	2:41 (110.)	3633.00 (140.)	13:54 (26.)	11:29 (6.)	3514.00 (137.)	6:39 (238.)	93.61 (141.)
145	310	COLE SLAW	6:23 (145.)	2:26 (131.)	3706.00 (111.)	10:37 (114.)	9:36 (113.)	3610.00 (94.)	4:56 (266.)	95.44 (113.)
146	95	POLISH SAUSAGE	6:23 (146.)	2:20 (219.)	3325.00 (225.)	8:70 (197.)	8:79 (203.)	3200.00 (222.)	14:28 (154.)	95.72 (225.)
147	223	PLUMS (FRESH)	6:22 (147.)	2:39 (124.)	3651.00 (133.)	11:19 (82.)	10:46 (38.)	3535.00 (128.)	5:46 (243.)	94.34 (130.)
148	131	ORANGE SODA	6:22 (148.)	2:13 (246.)	3611.00 (34.)	12:34 (47.)	10:71 (20.)	3705.00 (30.)	1:78 (345.)	98.22 (35.)
149	9	BAKING-POWDER BISCUITS	6:21 (149.)	2:25 (189.)	3415.00 (202.)	11:20 (90.)	9:75 (79.)	3242.00 (212.)	11:52 (177.)	98.08 (202.)
150	130	PORK AND BEANS	6:21 (150.)	2:01 (293.)	3933.00 (14.)	9:14 (173.)	8:22 (284.)	3722.00 (20.)	1:39 (357.)	98.61 (22.)
151	77	ANGEL FOOD CAKE	6:20 (151.)	2:05 (280.)	3721.00 (100.)	8:55 (202.)	8:53 (228.)	3607.00 (95.)	4:00 (279.)	96.00 (101.)
152	104	FRENCH FRIED SCALLOPS	6:20 (152.)	2:49 (90.)	3098.00 (270.)	9:28 (165.)	9:05 (169.)	2995.00 (268.)	20:11 (109.)	79.89 (270.)
153	30	APPLE JUICE	6:19 (153.)	2:29 (167.)	3731.00 (95.)	12:13 (51.)	10:39 (42.)	3584.00 (108.)	3:77 (286.)	96.23 (33.)
RANK	ID	NAME	HED MN	HED SD	HED N	FRQ MN	FRQ SD	FRQ N	NT	TRIED

RANK	ID	NAME	HED MN	HED SO	HED N	FRQ MN	FRQ SO	FRQ N	% NT	STRIED
154	98	ENCHILADAS	6.19 (154.)	2.34 (142.)	2644.00 (323.)	9.65 (203.)	9.08 (160.)	2560.00 (320.)	31.56 (57.)	68.44 (322.)
155	314	ORANGE-FLAVORED DRINK	6.19 (155.)	2.16 (239.)	3754.00 (78.)	11.35 (77.)	10.35 (44.)	3646.00 (70.)	3.15 (301.)	96.85 (78.)
156	206	CHOCOLATE CHIP COOKIES	6.19 (156.)	2.07 (272.)	3543.00 (172.)	9.13 (174.)	8.93 (195.)	3440.00 (163.)	9.71 (207.)	91.29 (172.)
157	332	FRUIT PUNCH	6.19 (157.)	2.10 (263.)	3732.00 (92.)	10.69 (99.)	9.95 (69.)	3610.00 (92.)	3.64 (290.)	96.36 (89.)
158	325	BLUEBERRY PIE	6.17 (158.)	2.24 (193.)	3569.00 (166.)	8.85 (190.)	9.16 (149.)	3453.00 (181.)	7.99 (213.)	92.01 (166.)
159	233	CHOCOLATE PUDDING	6.17 (159.)	2.17 (233.)	3724.00 (98.)	9.21 (169.)	9.09 (155.)	3602.00 (99.)	3.97 (290.)	96.03 (99.)
160	37	OATMEAL COOKIES	6.16 (160.)	2.06 (274.)	3732.00 (66.)	9.92 (129.)	9.89 (184.)	3630.00 (79.)	2.72 (313.)	97.27 (66.)
161	168	VEGETABLE SOUP	6.16 (161.)	2.07 (271.)	3732.00 (33.)	9.23 (167.)	9.58 (235.)	3605.00 (96.)	3.79 (293.)	96.21 (96.)
162	246	PINEAPPLE (CANNED)	6.16 (162.)	2.21 (211.)	3742.00 (37.)	9.82 (133.)	9.33 (123.)	3609.00 (97.)	3.53 (293.)	96.47 (86.)
163	99	BUTTERSCOTCH SURDAE	6.14 (163.)	2.29 (166.)	3347.00 (215.)	9.95 (193.)	9.29 (129.)	3225.00 (216.)	13.80 (161.)	86.20 (219.)
164	164	GRAPEFRUIT HALP (FRESH)	6.14 (164.)	2.50 (74.)	3699.00 (114.)	12.31 (50.)	10.92 (15.)	3561.00 (117.)	4.44 (268.)	95.56 (111.)
165	302	EGG SALAD SANDWICH	6.14 (165.)	2.21 (215.)	3591.00 (199.)	8.73 (195.)	8.70 (214.)	3477.00 (149.)	7.57 (221.)	92.43 (159.)
166	293	HOT TAMALES	6.14 (166.)	2.40 (119.)	2808.00 (308.)	8.79 (194.)	9.22 (138.)	2726.00 (305.)	27.48 (72.)	72.52 (307.)
167	5	BARBECUED BEEF CUBES	6.13 (167.)	2.00 (305.)	3345.00 (217.)	7.52 (265.)	7.36 (363.)	3101.00 (245.)	13.45 (166.)	96.55 (213.)
168	156	BOSTON BAKED BEANS	6.12 (168.)	2.12 (252.)	3332.00 (224.)	8.26 (221.)	9.25 (281.)	3231.00 (215.)	14.04 (155.)	85.96 (224.)
169	277	CHERRY UPSIDE DOWN CAKE	6.11 (169.)	2.12 (256.)	2950.00 (297.)	8.51 (211.)	8.92 (179.)	2840.00 (290.)	23.91 (91.)	76.09 (289.)
170	53	RASPBERRY SHORTCAKE	6.09 (170.)	2.20 (216.)	2695.00 (298.)	9.12 (177.)	8.79 (201.)	2732.00 (297.)	25.17 (91.)	74.83 (298.)
RANK	ID	NAME	HED MN	HED SO	HED N	FRQ MN	FRQ SO	FRQ N	% NT	STRIED

RANK	ID	NAME	HED MN	HED SO	HED N	FRG MN	FRG SD	FRG N	& NT	TRIPED
171	345	FRANKFURTER, CHEESE AND BACON	6.08 (171.)	2.20 (222.)	3421.00 (201.)	8.07 (200.)	9.81 (198.)	3316.00 (199.)	11.67 (179.)	98.33 (201.)
172	295	COAST VEGAL	6.07 (172.)	2.17 (234.)	3384.00 (206.)	8.26 (223.)	8.91 (259.)	3209.00 (205.)	12.76 (172.)	87.24 (207.)
173	321	COLD CEREAL	6.06 (173.)	2.25 (189.)	3730.00 (96.)	12.54 (43.)	10.80 (16.)	3633.00 (76.)	3.72 (287.)	96.28 (92.)
174	248	SPAFFE-FLAVORED SPINX	6.05 (174.)	2.29 (165.)	3745.00 (86.)	10.96 (99.)	10.22 (56.)	3634.00 (75.)	3.43 (296.)	96.57 (93.)
175	257	CHOCOLATE CREAM CAKE	6.04 (175.)	2.12 (248.)	3305.00 (229.)	8.24 (224.)	8.70 (215.)	3194.00 (225.)	14.73 (149.)	85.27 (230.)
176	280	BLACKBERRY PIE	6.04 (176.)	2.27 (176.)	3381.00 (208.)	9.56 (208.)	9.03 (198.)	3281.00 (203.)	12.84 (170.)	87.16 (209.)
177	213	PINEAPPLE (CANNED)	6.03 (177.)	2.22 (204.)	3721.00 (93.)	9.05 (180.)	9.07 (163.)	3612.00 (89.)	4.00 (278.)	96.00 (100.)
178	40	ITALIAN DRESSING	6.02 (178.)	2.33 (140.)	3514.00 (176.)	12.82 (38.)	10.76 (17.)	3376.00 (182.)	9.27 (203.)	90.73 (176.)
179	255	LEMON CHIFFON PIE	6.02 (179.)	2.18 (229.)	3302.00 (231.)	8.22 (225.)	9.65 (223.)	3186.00 (228.)	14.87 (147.)	85.13 (232.)
180	303	FISHWICH	6.00 (180.)	2.25 (186.)	2945.00 (230.)	8.35 (217.)	8.72 (212.)	2847.00 (289.)	24.06 (89.)	75.94 (290.)
181	86	PEACH PIE	6.00 (181.)	2.12 (253.)	3622.00 (144.)	8.13 (231.)	9.34 (289.)	3494.00 (142.)	6.83 (235.)	93.37 (144.)
182	209	GINGEPALE	5.99 (182.)	2.24 (171.)	3650.00 (135.)	10.73 (98.)	10.34 (46.)	3534.00 (229.)	5.78 (244.)	94.22 (135.)
183	147	CHOCOLATE COOKIES	5.99 (183.)	2.09 (269.)	3675.00 (125.)	8.29 (187.)	8.73 (211.)	3553.00 (119.)	5.33 (255.)	94.67 (124.)
184	338	SPANISH PICE	5.99 (184.)	2.26 (134.)	3311.00 (227.)	9.82 (192.)	9.10 (154.)	3193.00 (226.)	14.51 (153.)	85.43 (226.)
185	165	SCALLOPED POTATOES	5.98 (185.)	2.22 (203.)	3571.00 (184.)	8.46 (213.)	8.29 (274.)	3466.00 (153.)	7.92 (215.)	92.08 (164.)
186	214	MARBLE CAKE	5.97 (186.)	2.04 (284.)	3307.00 (228.)	7.69 (254.)	8.16 (232.)	3180.00 (232.)	14.72 (150.)	85.28 (229.)
187	300	CHICKEN CACCIAOTORE	5.97 (187.)	2.23 (199.)	3582.00 (134.)	7.82 (247.)	8.47 (232.)	2997.00 (332.)	33.42 (45.)	66.58 (334.)
PANK	ID	NAME	HED MN	HED SO	HED N	FRG MN	FRG SD	FRG N	& NT	TRIPED

RANK	IO	NAME	HED MN	HED SD	HED N	FRQ MN	FRQ SD	FRQ N	% NT	\$ TRIED
188	151	BUTTERED MIXED VEGETABLES	5.95 (189.)	2.21 (212.)	3076.00 (123.)	10.40 (110.)	9.13 (139.)	3557.00 (118.)	5.23 (256.)	94.77 (123.)
189	307	GRAPE SODA	5.95 (189.)	2.31 (158.)	3757.00 (77.)	10.83 (93.)	10.54 (31.)	3689.00 (68.)	3.05 (303.)	96.95 (76.)
190	90	FRUIT CUP	5.94 (190.)	2.05 (173.)	3220.00 (243.)	9.61 (206.)	9.63 (226.)	3101.00 (244.)	17.05 (134.)	82.95 (245.)
191	374	PEANUT BUTTER COOKIES	5.94 (191.)	2.33 (197.)	3069.00 (126.)	8.63 (183.)	9.09 (156.)	3538.00 (126.)	5.39 (254.)	94.61 (125.)
192	299	HAM LOAF	5.94 (192.)	2.12 (243.)	3189.00 (251.)	7.93 (236.)	8.40 (261.)	3086.00 (248.)	17.70 (129.)	82.30 (250.)
193	199	POUND CAKE	5.93 (193.)	2.11 (261.)	3587.00 (159.)	7.78 (249.)	8.34 (269.)	3466.00 (152.)	7.58 (220.)	92.42 (159.)
194	120	PINEAPPLE SUNDAE	5.93 (194.)	2.26 (183.)	3339.00 (222.)	8.64 (204.)	9.16 (146.)	3231.00 (214.)	13.90 (159.)	86.10 (221.)
195	268	TOMATO SOUP	5.90 (195.)	2.31 (160.)	3666.00 (127.)	8.53 (203.)	8.75 (209.)	3517.00 (134.)	5.44 (252.)	94.56 (127.)
196	163	CHOCOLATE CAKE PUDDING	5.99 (196.)	2.21 (214.)	3067.00 (275.)	8.05 (233.)	8.63 (227.)	2936.00 (276.)	20.69 (104.)	79.31 (275.)
197	333	PEANUT BUTTER AND JELLY SAND	5.97 (197.)	2.43 (107.)	3770.00 (69.)	9.12 (176.)	9.69 (94.)	3627.00 (90.)	2.76 (310.)	97.24 (69.)
198	4	CHILI MACARONI	5.86 (198.)	2.09 (267.)	3202.00 (249.)	6.73 (317.)	6.81 (375.)	2955.00 (272.)	17.18 (131.)	82.82 (248.)
199	173	GRILLED LAMB CHOPS	5.86 (199.)	2.45 (95.)	3169.00 (255.)	7.89 (243.)	8.54 (243.)	3058.00 (255.)	19.28 (124.)	81.72 (255.)
200	276	VANILLA CREAM PUDDING	5.86 (200.)	2.07 (273.)	3496.00 (187.)	7.90 (242.)	9.45 (255.)	3394.00 (176.)	9.87 (192.)	90.13 (187.)
201	22	FRIED RICE	5.85 (201.)	2.43 (108.)	3615.00 (145.)	9.52 (210.)	8.54 (242.)	3451.00 (162.)	6.78 (233.)	93.22 (146.)
202	221	CHEESECAKE	5.85 (202.)	2.45 (98.)	3239.00 (241.)	7.90 (241.)	8.91 (196.)	3136.00 (239.)	16.37 (139.)	83.63 (241.)
203	340	TOMATO JUICE	5.84 (203.)	2.56 (58.)	3707.00 (109.)	11.38 (74.)	10.66 (25.)	3532.00 (105.)	4.16 (276.)	95.84 (103.)
204	264	GIBLET STUFFING	5.84 (204.)	2.40 (120.)	2545.00 (335.)	7.40 (278.)	8.13 (297.)	2409.00 (335.)	34.27 (44.)	65.73 (335.)
RANK	IO	NAME	HED MN	HED SD	HED N	FRQ MN	FRQ SD	FRQ N	% NT	\$ TRIED

RANK	ID	NAME	HED MN	HED SD	HED N	FRQ MN	FRQ SD	FRQ N	% NT	*TRIED
205	125	ROAST LAMB	5.84 (205.)	2.89 (95.)	3161.00 (257.)	8.32 (213.)	8.99 (195.)	3069.00 (249.)	18.95 (123.)	81.55 (256.)
206	199	SUKIYAKI	5.93 (206.)	2.52 (63.)	1996.00 (361.)	7.56 (260.)	9.61 (230.)	1997.00 (361.)	48.45 (18.)	51.55 (361.)
207	344	CREAMED CHIPPED BEEF	5.93 (207.)	2.48 (87.)	3227.00 (242.)	9.37 (192.)	9.31 (126.)	3106.00 (243.)	16.64 (137.)	83.36 (242.)
209	174	WHITE CAKE	5.87 (208.)	2.05 (291.)	3604.00 (153.)	7.48 (269.)	7.98 (318.)	3275.00 (149.)	7.16 (225.)	92.84 (154.)
209	199	MACARONI SALAD	5.93 (209.)	2.32 (150.)	3499.00 (189.)	9.36 (216.)	8.71 (213.)	3377.00 (181.)	10.03 (191.)	89.97 (189.)
210	66	HOT PASTRAMI SANDWICH	5.92 (210.)	2.27 (175.)	2818.00 (327.)	7.54 (263.)	8.09 (309.)	2540.00 (328.)	32.30 (53.)	67.70 (326.)
211	279	CHERRY SODA	5.82 (211.)	2.29 (164.)	3646.00 (137.)	9.95 (126.)	10.29 (51.)	3530.00 (130.)	5.76 (245.)	94.24 (134.)
212	318	PINEAPPLE JUICE	5.81 (212.)	2.40 (121.)	3706.00 (110.)	9.36 (125.)	10.11 (93.)	3592.00 (109.)	4.51 (267.)	95.49 (112.)
213	95	VANILLA WAFERS	5.81 (213.)	1.99 (311.)	3682.00 (122.)	8.19 (227.)	8.50 (249.)	3552.00 (120.)	5.03 (257.)	94.97 (122.)
214	52	BUTTERED NOODLES	5.81 (214.)	2.16 (239.)	3513.00 (179.)	9.37 (215.)	7.96 (321.)	3372.00 (187.)	9.25 (204.)	90.75 (175.)
215	180	CANNED GREEN BEANS	5.80 (215.)	2.14 (248.)	3741.00 (89.)	9.92 (195.)	8.06 (311.)	3613.00 (89.)	3.83 (291.)	96.17 (89.)
216	272	GRAPEFRUIT JUICE	5.79 (216.)	2.54 (65.)	3699.00 (113.)	11.20 (91.)	10.85 (13.)	3546.00 (125.)	4.29 (274.)	95.71 (105.)
217	199	CORN FRITTERS	5.79 (217.)	2.20 (223.)	2489.00 (339.)	7.62 (259.)	8.24 (293.)	2428.00 (337.)	35.73 (41.)	64.27 (339.)
218	56	CANNED GREEN BEANS	5.79 (218.)	2.09 (268.)	3769.00 (72.)	9.19 (171.)	7.89 (331.)	3641.00 (71.)	2.91 (308.)	97.09 (71.)
219	106	LEMON-LIME SODA	5.79 (219.)	2.29 (162.)	3604.00 (150.)	11.35 (76.)	10.71 (21.)	3496.00 (141.)	7.07 (226.)	92.93 (153.)
220	247	COFFEE CAKE	5.79 (220.)	2.27 (177.)	3429.00 (200.)	9.66 (201.)	8.93 (177.)	3329.00 (196.)	11.44 (190.)	88.56 (199.)
221	189	SHEET & SOUR PORK	5.77 (221.)	2.51 (73.)	2316.00 (296.)	7.50 (266.)	8.45 (256.)	2827.00 (291.)	24.93 (93.)	75.07 (296.)
RANK	ID	NAME	HED MN	HED SD	HED N	FRQ MN	FRQ SD	FRQ N	% NT	*TRIED

RANK	ID	NAME	HED MN	HED SD	HED N	FRQ MN	FRQ SD	FRQ N	% NT	% TRIED
222	243	SPICE CAKE	5.77 (222.)	2.09 (266.)	3291.00 (233.)	7.41 (276.)	8.03 (314.)	3137.00 (223.)	15.03 (146.)	84.91 (233.)
223	284	SALMON	5.77 (223.)	2.41 (112.)	3506.00 (183.)	7.55 (262.)	9.43 (250.)	3376.00 (183.)	9.63 (135.)	30.31 (184.)
224	369	SLICED ORANGE SALAD	5.77 (224.)	2.26 (190.)	2863.00 (303.)	7.96 (238.)	8.70 (216.)	2767.00 (300.)	26.06 (76.)	73.94 (303.)
225	239	CREAMED GROUND BEEF	5.75 (225.)	2.45 (34.)	2971.00 (286.)	9.20 (170.)	9.50 (101.)	2980.00 (203.)	23.39 (93.)	76.61 (286.)
226	97	SUGAR COOKIES	5.75 (226.)	2.11 (259.)	3654.00 (132.)	7.98 (237.)	9.36 (267.)	3516.00 (135.)	5.75 (246.)	94.25 (133.)
227	342	SPARERIBS WITH SAUERKRAUT	5.74 (227.)	2.52 (67.)	2933.00 (284.)	7.64 (257.)	8.69 (218.)	2896.00 (292.)	22.59 (96.)	77.42 (283.)
228	319	COCONUT CUSTARD PIE	5.74 (228.)	2.40 (116.)	3269.00 (236.)	7.87 (245.)	9.79 (202.)	3133.00 (240.)	15.86 (141.)	84.14 (238.)
229	28	GINGERBREAD	5.74 (229.)	2.10 (254.)	3599.00 (154.)	7.72 (249.)	7.83 (338.)	3437.00 (165.)	7.00 (230.)	93.00 (143.)
230	185	STRAWBERRY GELATIN	5.73 (230.)	2.10 (252.)	3095.00 (272.)	9.03 (234.)	9.51 (246.)	3015.00 (265.)	20.21 (106.)	79.79 (273.)
231	182	GRAPEFRUIT-PINEAPPLE JUICE	5.73 (231.)	2.49 (86.)	3556.00 (169.)	10.76 (96.)	10.62 (28.)	3455.00 (160.)	8.35 (210.)	91.65 (163.)
232	309	COCONUT CREAM PUDDING	5.73 (232.)	2.41 (115.)	3353.00 (214.)	9.06 (232.)	9.87 (197.)	3235.00 (213.)	13.60 (164.)	86.40 (215.)
233	2	VEALBURGER	5.72 (233.)	1.96 (320.)	3149.00 (253.)	5.39 (355.)	6.17 (378.)	2933.00 (278.)	19.61 (121.)	81.39 (258.)
234	74	BAKED TUNA & NOODLES	5.72 (234.)	2.36 (131.)	3433.00 (199.)	7.66 (255.)	9.12 (300.)	3302.00 (199.)	11.50 (179.)	88.50 (200.)
235	41	BAKED FISH	5.71 (235.)	2.40 (122.)	3635.00 (139.)	9.14 (230.)	7.89 (330.)	3499.00 (147.)	6.39 (233.)	93.61 (140.)
236	51	STEAMED RICE	5.71 (236.)	2.38 (126.)	3593.00 (156.)	9.03 (175.)	8.76 (205.)	3467.00 (151.)	7.37 (222.)	92.63 (157.)
237	19	TOMATO JUICE	5.70 (237.)	2.60 (46.)	3745.00 (95.)	11.87 (60.)	10.61 (23.)	3564.00 (115.)	3.40 (297.)	96.60 (82.)
238	59	PORK CHOP SUEY	5.69 (238.)	2.41 (114.)	3010.00 (291.)	7.61 (253.)	9.31 (271.)	2860.00 (286.)	22.44 (98.)	77.56 (281.)
RANK	ID	NAME	HED MN	HED SD	HED N	FRQ MN	FRQ SD	FRQ N	% NT	% TRIED

RANK	ID	NAME	HED MN	HED SD	HED N	FRQ MN	FRQ SD	FRQ N	Z NT	STRIED
239	13	CELERY P CAPROCT STICKS	5.69 (239.)	2.22 (205.)	3693.00 (119.)	11.49 (73.)	10.06 (63.)	3510.00 (139.)	8.65 (263.)	35.35 (116.)
240	306	BOLCONA SANDWICH	5.69 (240.)	2.22 (201.)	3785.00 (58.)	7.96 (233.)	9.36 (266.)	3669.00 (57.)	2.42 (323.)	37.58 (55.)
241	197	FRIED PIE (FRUIT)	5.67 (241.)	2.25 (195.)	2314.00 (349.)	9.01 (235.)	8.46 (253.)	2261.00 (396.)	40.13 (31.)	59.87 (348.)
242	373	CHEPRY-FLAVORED DRINK	5.67 (242.)	2.35 (137.)	3664.00 (129.)	9.53 (150.)	10.06 (61.)	3536.00 (127.)	5.54 (251.)	94.46 (129.)
243	312	GRAPE LEMONADE	5.67 (243.)	2.36 (133.)	2917.00 (295.)	9.37 (160.)	9.89 (73.)	2902.00 (295.)	24.82 (94.)	75.18 (295.)
244	196	PLAIN MUFFINS	5.66 (244.)	2.02 (234.)	3473.00 (193.)	7.89 (244.)	8.10 (305.)	3371.00 (189.)	10.40 (186.)	89.60 (190.)
245	238	BUTTERSCTCH CREAM PIE	5.66 (245.)	2.35 (140.)	2760.00 (311.)	7.50 (267.)	8.54 (241.)	2690.00 (309.)	29.79 (69.)	71.21 (311.)
246	129	FRIED OYSTERS	5.65 (246.)	2.35 (4.)	2895.00 (297.)	9.49 (212.)	9.44 (108.)	2791.00 (299.)	25.29 (80.)	74.71 (299.)
247	327	SWEET CHERRIES (CANNED)	5.64 (247.)	2.31 (159.)	3449.00 (197.)	7.39 (281.)	8.59 (234.)	3219.00 (218.)	11.04 (192.)	98.96 (197.)
248	224	HOT OATMEAL	5.64 (248.)	2.46 (92.)	3713.00 (104.)	9.57 (147.)	9.73 (91.)	3575.00 (112.)	4.21 (275.)	95.79 (104.)
249	84	STUFFED GREEN PEPPERS	5.64 (249.)	2.70 (29.)	3394.00 (204.)	7.41 (277.)	9.39 (262.)	3266.00 (206.)	12.50 (174.)	87.50 (205.)
250	288	GRAPEFRUIT SECTIONS (CANNED)	5.64 (250.)	2.43 (77.)	3476.00 (199.)	9.82 (193.)	9.44 (111.)	3352.00 (185.)	10.48 (186.)	89.52 (193.)
251	368	BUTTERSCTCH PUDDING	5.62 (251.)	2.39 (127.)	3370.00 (211.)	7.55 (261.)	8.55 (239.)	3250.00 (209.)	13.17 (168.)	86.63 (211.)
252	70	YELLOW CAKE	5.61 (252.)	1.97 (317.)	3291.00 (234.)	6.87 (312.)	7.27 (366.)	3147.00 (234.)	15.31 (185.)	84.69 (234.)
253	283	CORN BREAD STUFFING	5.61 (253.)	2.32 (153.)	3012.00 (290.)	7.24 (290.)	9.27 (277.)	2902.00 (277.)	22.33 (99.)	77.67 (290.)
254	240	TURKEY RICE SOUP	5.60 (254.)	2.27 (196.)	2918.00 (294.)	7.46 (272.)	9.19 (299.)	2817.00 (293.)	24.72 (85.)	75.28 (294.)
255	337	CHERRY CAKE PUDDING	5.60 (255.)	2.21 (209.)	2669.00 (318.)	7.84 (246.)	9.69 (217.)	2561.00 (319.)	31.07 (60.)	68.93 (319.)
RANK	ID	NAME	HED MN	HED SD	HED N	FRQ MN	FRQ SD	FRQ N	Z NT	STRIED

RANK	ID	NAME	HED MN	HED SO	HED N	FRQ MN	FRQ SO	FRQ N	% NT	STRIED
256	107	FROZEN GREEN BEANS	5.60 (256.)	2.21 (210.)	3661.00 (1130.)	9.26 (222.)	9.09 (308.)	3336.00 (1194.)	5.57 (250.)	94.43 (129.)
257	269	PINEAPPLE CREAM PIE	5.60 (257.)	2.29 (169.)	2933.00 (293.)	7.47 (269.)	9.54 (244.)	2786.00 (299.)	24.21 (88.)	75.79 (291.)
258	153	GUACAMOLE DIP.	5.60 (259.)	2.61 (83.)	1097.00 (375.)	8.39 (214.)	9.43 (113.)	1078.00 (375.)	71.61 (4.)	28.39 (375.)
259	89	TOMATO VEGETABLE NOODLE SOUP	5.59 (259.)	2.26 (179.)	3342.00 (218.)	7.71 (252.)	9.14 (295.)	3196.00 (224.)	13.91 (157.)	86.09 (223.)
260	235	SALAMI SANDWICH	5.59 (260.)	2.29 (163.)	3537.00 (173.)	7.46 (271.)	9.14 (296.)	3431.00 (166.)	9.79 (206.)	91.21 (173.)
261	330	BAKED TUNA & NOODLES	5.58 (261.)	2.39 (125.)	3359.00 (213.)	7.44 (273.)	8.46 (294.)	3252.00 (209.)	13.54 (165.)	86.46 (214.)
262	278	CANNED PEAS	5.57 (262.)	2.20 (219.)	3708.00 (109.)	7.72 (250.)	7.90 (329.)	3572.00 (114.)	4.36 (271.)	95.64 (109.)
263	298	NUT COOKIES	5.57 (263.)	2.17 (237.)	3313.00 (226.)	7.34 (285.)	8.07 (310.)	3192.00 (227.)	14.55 (152.)	85.45 (227.)
264	186	CANNED PEAS	5.55 (264.)	2.19 (226.)	3747.00 (179.)	7.91 (240.)	7.84 (335.)	3612.00 (90.)	3.60 (292.)	96.40 (87.)
265	26	JELLIED FRUIT SALAD	5.55 (265.)	2.11 (260.)	3399.00 (203.)	8.29 (220.)	9.26 (278.)	3273.00 (204.)	12.29 (176.)	87.72 (203.)
266	91	SWEET POTATOES	5.55 (266.)	2.55 (63.)	3760.00 (175.)	7.53 (264.)	9.26 (279.)	3624.00 (91.)	3.24 (300.)	96.76 (79.)
267	78	HOT POTATO SALAD	5.50 (267.)	2.36 (132.)	3086.00 (274.)	7.44 (275.)	8.16 (291.)	2975.00 (271.)	20.36 (105.)	79.64 (274.)
268	308	VINEGAR & CIL DRESSING	5.50 (268.)	2.60 (45.)	3337.00 (223.)	9.86 (130.)	10.49 (35.)	3217.00 (219.)	13.88 (159.)	86.12 (220.)
269	42	HOT REUBEN SANDWICH	5.49 (269.)	2.41 (113.)	1679.00 (369.)	7.65 (256.)	9.29 (273.)	1619.00 (368.)	56.51 (11.)	43.49 (368.)
270	356	CLAM CHOWDER	5.47 (270.)	2.72 (25.)	2871.00 (301.)	7.44 (274.)	9.62 (229.)	2767.00 (301.)	25.93 (79.)	74.07 (301.)
271	60	LEMON COOKIES	5.46 (271.)	2.10 (265.)	3194.00 (249.)	7.24 (291.)	7.95 (324.)	3064.00 (251.)	17.77 (128.)	82.23 (251.)
272	322	BEEF RICE SOUP	5.46 (272.)	2.27 (178.)	2945.00 (299.)	7.26 (289.)	8.00 (317.)	2857.00 (287.)	23.86 (92.)	76.14 (287.)
RANK	ID	NAME	HED MN	HED SO	HED N	FRQ MN	FRQ SO	FRQ N	% NT	STRIED

N

RANK	ID	NAME	HED MN	HED SD	HED N	FRQ MN	FRQ SD	FRQ N	% NT	% TRIED
273	363	RUSSIAN DRESSING	5.46 (273.)	2.44 (102.)	2692.00 (316.)	8.95 (191.)	9.73 (90.)	2610.00 (314.)	30.72 (64.)	69.28 (315.)
274	114	SAVORY BREAD STUFFING	5.42 (274.)	2.33 (149.)	2597.00 (330.)	6.54 (130.)	7.33 (364.)	2506.00 (331.)	33.00 (49.)	67.00 (330.)
275	292	BEEF BARLEY SOUP	5.41 (275.)	2.32 (151.)	2394.00 (343.)	6.84 (314.)	8.14 (294.)	2292.00 (341.)	38.49 (35.)	61.51 (344.)
276	143	PEANUT BUTTER CAKE	5.41 (276.)	2.44 (104.)	2624.00 (326.)	7.07 (303.)	8.21 (287.)	2529.00 (328.)	32.35 (52.)	67.65 (327.)
277	352	BANANA SALAD	5.40 (277.)	2.28 (173.)	2339.00 (347.)	6.73 (319.)	8.17 (290.)	2244.00 (347.)	39.51 (32.)	60.49 (347.)
278	270	BUTTERED PEAS & CARROTS	5.39 (278.)	2.31 (157.)	3575.00 (162.)	7.39 (280.)	9.02 (315.)	3422.00 (168.)	7.74 (216.)	92.26 (163.)
279	275	COLLARD GREENS	5.39 (279.)	2.76 (15.)	2214.00 (351.)	8.29 (219.)	9.55 (98.)	2149.00 (351.)	42.85 (27.)	57.15 (352.)
280	119	LIME-FLAVORED DRINK	5.39 (280.)	2.32 (154.)	3514.00 (177.)	8.70 (198.)	9.45 (106.)	3403.00 (173.)	9.36 (201.)	90.64 (179.)
281	207	FROZEN PEAS	5.38 (281.)	2.37 (130.)	3657.00 (131.)	7.34 (283.)	7.73 (343.)	3524.00 (131.)	5.70 (247.)	94.30 (132.)
282	97	SAUERBRATEN	5.38 (282.)	2.49 (78.)	1526.00 (370.)	6.30 (340.)	7.89 (329.)	1478.00 (370.)	60.45 (9.)	39.55 (370.)
283	48	PEPPER SODA	5.37 (283.)	2.55 (62.)	1885.00 (364.)	10.77 (95.)	10.87 (11.)	1819.00 (363.)	51.08 (15.)	48.92 (364.)
284	101	VEGETABLE JUICE	5.37 (284.)	2.51 (70.)	3193.00 (250.)	9.30 (164.)	10.04 (64.)	3087.00 (247.)	17.56 (130.)	82.44 (249.)
285	96	STUFFED CABBAGE	5.37 (285.)	2.69 (30.)	3012.00 (279.)	6.89 (309.)	8.21 (286.)	2990.00 (280.)	22.23 (100.)	77.77 (279.)
286	212	MOLASSES COOKIES	5.37 (286.)	2.28 (172.)	2686.00 (314.)	7.10 (301.)	8.13 (288.)	2591.00 (315.)	30.70 (65.)	69.30 (314.)
287	181	BUTTERSCOTCH BROWNIES	5.36 (287.)	2.29 (170.)	2597.00 (331.)	7.01 (304.)	9.22 (295.)	2520.00 (329.)	33.02 (48.)	66.98 (331.)
288	350	PINEAPPLE PIE	5.36 (288.)	2.35 (135.)	3165.00 (256.)	6.89 (311.)	8.39 (263.)	3044.00 (258.)	19.47 (122.)	80.53 (257.)
289	108	RAISIN COOKIES	5.36 (289.)	2.29 (168.)	3553.00 (169.)	7.34 (284.)	9.12 (299.)	3413.00 (172.)	9.39 (209.)	90.61 (170.)
RANK	ID	NAME	HED MN	HED SD	HED N	FRQ MN	FRQ SD	FRQ N	% NT	% TRIED

RANK	ID	NAME	HED MN	HED SD	HED N	FRQ MN	FRQ SD	FRQ N	% NT	% TRIED
290	372	HOKINY GRITS	5.36 (290.)	2.79 (13.)	2912.00 (305.)	9.02 (181.)	10.29 (53.)	2730.00 (304.)	27.21 (74.)	72.73 (305.)
291	263	CUCUMBER & ONION SALAD	5.35 (291.)	2.66 (37.)	2783.00 (309.)	7.70 (253.)	9.89 (182.)	2681.00 (309.)	29.14 (70.)	71.86 (309.)
292	354	HOT WHOLE WHEAT CEREAL	5.35 (292.)	2.49 (33.)	3183.00 (253.)	9.18 (228.)	9.23 (129.)	3059.00 (253.)	17.86 (126.)	82.14 (253.)
293	46	CAESAR DRESSING	5.34 (293.)	2.24 (191.)	2593.00 (333.)	9.92 (184.)	9.41 (114.)	2479.00 (334.)	33.31 (46.)	66.69 (333.)
294	149	RICE PILAF	5.33 (294.)	2.45 (100.)	1232.00 (373.)	7.15 (297.)	9.30 (272.)	1201.00 (373.)	69.17 (6.)	31.83 (373.)
295	242	BUTTERED WAX BEANS	5.33 (295.)	2.39 (123.)	3044.00 (276.)	7.16 (295.)	7.95 (323.)	2943.00 (275.)	21.53 (102.)	78.47 (277.)
296	110	CABBAGE	5.30 (296.)	2.57 (49.)	3709.00 (105.)	7.30 (298.)	9.13 (298.)	3595.00 (107.)	4.43 (263.)	95.57 (110.)
297	116	BEAN SOUP	5.27 (297.)	2.43 (106.)	3364.00 (212.)	7.12 (299.)	9.11 (303.)	3246.00 (210.)	13.19 (167.)	86.81 (212.)
298	351	MINESTRONE SOUP	5.27 (298.)	2.34 (144.)	2349.00 (346.)	6.54 (331.)	7.92 (327.)	2265.00 (343.)	39.32 (33.)	60.68 (346.)
299	145	FRIJOLE SALAD	5.27 (299.)	2.42 (109.)	1132.00 (374.)	7.08 (302.)	8.50 (248.)	1104.00 (374.)	70.76 (5.)	29.24 (374.)
300	271	PORK HOCKS	5.25 (300.)	2.56 (53.)	2205.00 (352.)	7.14 (299.)	8.66 (221.)	2123.00 (354.)	42.71 (28.)	57.29 (351.)
301	210	WALDORF SALAD	5.23 (301.)	2.55 (64.)	2495.00 (337.)	7.30 (297.)	8.56 (238.)	2419.00 (339.)	35.55 (42.)	64.45 (337.)
302	122	BUTTERED CARROTS	5.23 (302.)	2.40 (119.)	3452.00 (196.)	7.38 (292.)	7.93 (326.)	3327.00 (197.)	10.99 (183.)	89.01 (196.)
303	67	RICE PUDDING	5.21 (303.)	2.52 (68.)	3339.00 (221.)	6.73 (320.)	9.01 (316.)	3214.00 (220.)	13.83 (160.)	86.17 (219.)
304	127	CREAM OF POTATO SOUP	5.21 (304.)	2.51 (71.)	3149.00 (259.)	6.88 (310.)	9.09 (307.)	3025.00 (263.)	18.65 (120.)	81.35 (259.)
305	358	BREAD PUDDING	5.20 (305.)	2.49 (84.)	3107.00 (269.)	6.39 (337.)	9.12 (301.)	2996.00 (270.)	19.74 (111.)	80.26 (269.)
306	23	CORNEED BEEF	5.19 (306.)	2.45 (93.)	3709.00 (106.)	6.34 (339.)	7.38 (362.)	3516.00 (136.)	4.41 (270.)	95.59 (109.)
RANK	ID	NAME	HED MN	HED SD	HED N	FRQ MN	FRQ SD	FRQ N	% NT	% TRIED

RANK	ID	NAME	HED MN	HED SD	HED N	FRQ MN	FRQ SD	FRQ N	% MT	\$TRIED
307	317	BROCCOLI	5.19 (307.)	2.76 (16.)	3108.00 (268.)	7.16 (296.)	9.43 (258.)	2997.00 (267.)	19.77 (110.)	80.23 (269.)
308	367	APRICOTS (CANNED)	5.19 (308.)	2.48 (82.)	3473.00 (132.)	6.89 (307.)	8.38 (265.)	3343.00 (191.)	10.40 (189.)	99.60 (191.)
309	76	SAUSAGE STUFFING	5.17 (309.)	2.33 (149.)	2169.00 (357.)	6.44 (335.)	7.53 (349.)	2098.00 (357.)	43.89 (23.)	56.11 (356.)
310	135	REFRIED BEANS	5.17 (310.)	2.67 (34.)	2669.00 (319.)	6.55 (329.)	9.10 (306.)	2570.00 (316.)	31.25 (58.)	68.75 (321.)
311	11	NUT BARS	5.16 (311.)	2.05 (277.)	2836.00 (304.)	6.16 (346.)	6.97 (373.)	2652.00 (311.)	26.78 (75.)	73.22 (304.)
312	64	CORNEB BEEF HASH	5.16 (312.)	2.45 (93.)	3507.00 (190.)	6.51 (332.)	7.67 (345.)	3343.00 (192.)	9.71 (194.)	90.29 (185.)
313	50	SIMMERED SAUERKRAUT	5.14 (313.)	2.65 (39.)	3147.00 (260.)	6.86 (313.)	7.87 (333.)	3001.00 (266.)	19.68 (119.)	81.32 (260.)
314	71	FRUIT BARS	5.14 (314.)	2.12 (254.)	2947.00 (288.)	6.47 (334.)	7.74 (381.)	2803.00 (294.)	24.05 (90.)	75.95 (299.)
315	305	PLUMS (CANNED)	5.13 (315.)	2.43 (105.)	3389.00 (205.)	6.59 (324.)	8.32 (270.)	3261.00 (207.)	12.47 (175.)	87.53 (204.)
316	232	COCONUT RAISIN COOKIES	5.12 (316.)	2.35 (136.)	2338.00 (231.)	6.61 (322.)	7.97 (320.)	2842.00 (289.)	24.24 (86.)	75.76 (293.)
317	244	ASPARAGUS	5.12 (317.)	2.81 (10.)	3253.00 (239.)	7.33 (296.)	8.76 (207.)	3139.00 (237.)	16.01 (139.)	93.99 (240.)
318	113	CREAM OF MUSHROOM SOUP	5.11 (318.)	2.74 (19.)	3214.00 (246.)	7.12 (300.)	8.57 (236.)	3089.00 (246.)	17.08 (133.)	92.92 (246.)
319	119	SWEET POTATO PIE	5.10 (319.)	2.75 (17.)	2726.00 (312.)	7.20 (294.)	9.13 (151.)	2635.00 (312.)	29.62 (67.)	70.38 (312.)
320	65	SCRAPPLE	5.08 (320.)	2.53 (66.)	1291.00 (372.)	7.00 (305.)	9.66 (222.)	1245.00 (371.)	66.81 (7.)	33.19 (372.)
321	237	CORN CHOWDER	5.07 (321.)	2.40 (117.)	2164.00 (358.)	6.37 (339.)	7.93 (325.)	2099.00 (356.)	44.08 (21.)	55.92 (356.)
322	112	SPINACH	5.05 (322.)	2.75 (18.)	3531.00 (157.)	7.46 (270.)	8.51 (287.)	3461.00 (157.)	7.31 (223.)	92.69 (156.)
323	161	BUTTERED SUCCOTASH	5.04 (323.)	2.51 (72.)	2169.00 (356.)	6.27 (342.)	7.70 (344.)	2095.00 (356.)	43.94 (22.)	56.06 (357.)
RANK	ID	NAME	HED MN	HED SD	HED N	FRQ MN	FRQ SD	FRQ N	% MT	\$TRIED

RANK	ID	NAME	HED MN	HED SD	HED N	FRQ MN	FRQ SD	FRQ N	\$ NT	\$ TRIED
324	313	COTTAGE CHEESE & FRUIT SALAD	5.04 (324.)	2.66 (36.)	3117.00 (265.)	7.40 (279.)	9.87 (130.)	3019.00 (258.)	19.46 (111.)	80.54 (265.)
325	63	FISH CHOWDER	5.03 (325.)	2.43 (76.)	2447.00 (339.)	6.22 (303.)	7.51 (354.)	2344.00 (339.)	36.87 (00.)	63.13 (339.)
326	208	BRUSSELS SPROUTS	5.02 (326.)	2.67 (32.)	3171.00 (254.)	6.57 (326.)	7.96 (322.)	3042.00 (259.)	18.15 (125.)	91.85 (254.)
327	339	FUNISTRADA	5.01 (327.)	2.44 (101.)	600.00 (378.)	7.72 (291.)	8.87 (189.)	574.00 (379.)	84.47 (1.)	15.53 (379.)
328	191	FRIED OKRA	5.01 (328.)	2.35 (3.)	2201.00 (353.)	7.21 (293.)	9.07 (164.)	2142.00 (353.)	42.99 (25.)	57.01 (354.)
329	36	GRILLED BOLGONA	5.01 (329.)	2.34 (141.)	3544.00 (171.)	6.39 (336.)	7.44 (359.)	3375.00 (195.)	9.66 (209.)	91.34 (171.)
330	335	CREOLE SOUP	4.99 (330.)	2.47 (90.)	1748.00 (367.)	6.55 (329.)	8.12 (302.)	1689.00 (367.)	54.77 (12.)	45.22 (367.)
331	178	BOILED NAVY BEANS	4.99 (331.)	2.59 (44.)	3094.00 (273.)	6.12 (350.)	7.53 (351.)	2960.00 (273.)	20.20 (107.)	79.80 (272.)
332	329	GARDEN COTTAGE CHEESE SALAD	4.96 (332.)	2.71 (26.)	2693.00 (315.)	6.74 (319.)	8.60 (231.)	2564.00 (319.)	30.95 (63.)	69.15 (316.)
333	326	CRANBERRY JUICE	4.94 (333.)	2.47 (89.)	3266.00 (237.)	6.73 (321.)	8.64 (225.)	3144.00 (235.)	15.67 (143.)	84.33 (236.)
334	281	BLUE CHEESE DRESSING	4.93 (334.)	2.82 (3.)	2706.00 (313.)	9.16 (223.)	10.06 (82.)	2614.00 (313.)	30.17 (66.)	69.83 (313.)
335	20	CREAMED FROZEN PEAS	4.92 (335.)	2.41 (111.)	3383.00 (207.)	6.83 (315.)	7.53 (352.)	3184.00 (230.)	12.70 (173.)	97.30 (206.)
336	183	STEWED TOMATOES	4.91 (336.)	2.60 (47.)	3303.00 (230.)	6.13 (349.)	7.75 (339.)	3193.00 (231.)	14.78 (148.)	95.22 (231.)
337	265	PINEAPPLE CHEESE SALAD	4.89 (337.)	2.47 (95.)	2077.00 (359.)	6.08 (351.)	7.84 (334.)	2009.00 (359.)	46.32 (20.)	53.68 (359.)
338	166	MUSTARD GREENS	4.87 (338.)	2.68 (31.)	2397.00 (341.)	6.56 (327.)	8.40 (260.)	2309.00 (340.)	38.11 (39.)	61.89 (341.)
339	219	CANNED LIMA BEANS	4.86 (339.)	2.56 (57.)	3551.00 (170.)	6.19 (344.)	7.55 (350.)	3417.00 (170.)	9.24 (211.)	91.76 (168.)
340	267	FRIED EGGPLANT	4.86 (340.)	2.79 (12.)	2199.00 (354.)	5.17 (345.)	8.24 (282.)	2143.00 (352.)	42.90 (26.)	57.10 (353.)
PANK	ID	NAME	HED MN	HED SD	HED N	FRQ MN	FRQ SD	FRQ N	\$ NT	\$ TRIED

RANK	ID	NAME	HED MN	HED SD	HED N	FRQ MN	FRQ SD	FRQ N	% NT	% TRIED
391	231	FREEZE-DRIED COFFEE	9.95 (391.)	2.65 (39.)	2830.00 (300.)	9.97 (192.)	10.96 (9.)	2800.00 (296.)	25.94 (79.)	74.56 (300.)
392	378	INSTANT COFFEE	9.95 (392.)	2.77 (19.)	3572.00 (163.)	9.82 (139.)	11.29 (5.)	3437.00 (169.)	7.72 (217.)	92.28 (162.)
393	162	FRIED CABBAGE	9.85 (393.)	2.73 (21.)	2666.00 (320.)	6.00 (359.)	7.80 (337.)	2555.00 (322.)	30.93 (61.)	69.07 (319.)
394	355	BUTTERED CAULIFLOWER	9.84 (394.)	2.78 (11.)	2937.00 (292.)	6.14 (397.)	7.98 (319.)	2922.00 (292.)	24.23 (97.)	75.77 (292.)
395	273	PICKLED PIGS' FEET	9.79 (395.)	2.94 (5.)	2398.00 (340.)	6.59 (325.)	9.08 (161.)	2291.00 (392.)	37.91 (39.)	62.09 (340.)
396	12	TURNIP GREENS	9.79 (396.)	2.73 (22.)	3042.00 (277.)	6.60 (323.)	8.11 (309.)	2868.00 (295.)	21.42 (103.)	78.58 (276.)
397	357	JELLIED VEGETABLE SALAD	9.79 (397.)	2.35 (139.)	2646.00 (322.)	5.67 (360.)	7.97 (356.)	2531.00 (326.)	31.73 (56.)	68.27 (323.)
398	27	APRICOT PIE	9.77 (398.)	2.31 (156.)	2893.00 (299.)	5.80 (356.)	7.15 (370.)	2747.00 (303.)	25.09 (92.)	74.91 (297.)
399	391	BUTTERED ZUCCHINI SQUASH	9.76 (399.)	2.72 (24.)	1890.00 (363.)	6.04 (353.)	9.03 (313.)	1821.00 (362.)	51.07 (16.)	48.93 (363.)
350	251	ONION SOUP	9.76 (350.)	2.60 (44.)	3003.00 (292.)	5.71 (359.)	7.66 (346.)	2897.00 (281.)	22.50 (97.)	77.50 (292.)
351	359	HARVARD BEETS	9.75 (351.)	2.55 (61.)	2632.00 (324.)	5.56 (362.)	7.52 (353.)	2519.00 (330.)	32.03 (55.)	67.97 (324.)
352	169	FRUIT FLAVORED YOGURT	9.71 (352.)	2.83 (9.)	2190.00 (355.)	6.89 (308.)	9.10 (152.)	2107.00 (355.)	43.37 (24.)	56.63 (355.)
353	35	FROZEN LIMA BEANS	9.69 (353.)	2.56 (52.)	3906.00 (192.)	6.27 (391.)	7.99 (355.)	3336.00 (195.)	9.59 (199.)	90.41 (191.)
354	100	SOUR CREAM DRESSING	9.68 (354.)	2.73 (20.)	2864.00 (302.)	6.49 (333.)	8.65 (229.)	2755.00 (302.)	26.05 (77.)	73.95 (302.)
355	59	CHITTERLINGS	9.67 (355.)	3.03 (1.)	1817.00 (365.)	6.79 (316.)	9.45 (107.)	1737.00 (365.)	53.06 (14.)	46.94 (365.)
356	266	BUTTERED BERNAL	9.67 (356.)	2.45 (97.)	773.00 (376.)	7.00 (306.)	8.60 (233.)	759.00 (376.)	79.96 (3.)	20.04 (376.)
357	10	BRAISED LIVER WITH ONIONS	9.64 (357.)	2.98 (2.)	3517.00 (175.)	5.66 (361.)	7.45 (359.)	3293.00 (200.)	9.31 (202.)	90.69 (177.)
RANK	ID	NAME	HED MN	HED SD	HED N	FRQ MN	FRQ SD	FRQ N	% NT	% TRIED

RANK	ID	NAME	HED MN	HED SD	HED N	FRQ MN	FRQ SD	FRQ N	% NT	\$TRIED
358	47	SPLIT PEA SOUP	4.58 (358.)	2.57 (51.)	3249.00 (240.)	5.75 (357.)	7.22 (369.)	3109.00 (242.)	16.00 (140.)	84.00 (239.)
359	25	EGG DROP SOUP	4.52 (359.)	2.67 (33.)	1323.00 (371.)	5.30 (365.)	7.46 (357.)	1240.00 (372.)	65.77 (9.)	34.23 (371.)
360	331	RAISIN PIE	4.49 (360.)	2.39 (128.)	2676.00 (317.)	5.12 (367.)	7.44 (360.)	2569.00 (317.)	30.91 (62.)	69.09 (317.)
361	195	PICKLED BEET & ONION SALAD	4.47 (361.)	2.64 (90.)	2273.00 (350.)	5.47 (363.)	7.76 (339.)	2197.00 (350.)	41.30 (29.)	58.70 (350.)
362	137	BRAISED TRAKE	4.41 (362.)	2.47 (91.)	679.00 (377.)	6.13 (349.)	8.29 (275.)	694.00 (377.)	82.39 (2.)	17.61 (377.)
363	136	BAKED BEAN SANDWICH	4.39 (363.)	2.57 (50.)	1789.00 (366.)	5.30 (366.)	7.75 (340.)	1711.00 (366.)	53.84 (13.)	46.16 (366.)
364	93	CARROT, RAISIN & CELERY SALAD	4.38 (364.)	2.49 (79.)	2811.00 (307.)	5.40 (364.)	7.61 (349.)	2699.00 (306.)	27.51 (71.)	72.49 (306.)
365	282	FIGS (CANNED)	4.33 (365.)	2.49 (75.)	2591.00 (332.)	4.93 (373.)	7.25 (367.)	2486.00 (333.)	33.07 (47.)	66.93 (332.)
366	14	BOILED PIGS' FEET	4.32 (366.)	2.92 (6.)	2380.00 (344.)	5.01 (368.)	7.74 (342.)	2227.00 (348.)	38.25 (37.)	61.75 (342.)
367	75	BAKED YELLOW SQUASH	4.31 (367.)	2.73 (23.)	2769.00 (310.)	4.97 (369.)	7.25 (369.)	2657.00 (310.)	28.47 (69.)	71.53 (310.)
368	180	KIDNEY BEAN SALAD	4.29 (368.)	2.55 (59.)	2524.00 (336.)	4.74 (374.)	7.06 (372.)	2430.00 (336.)	34.49 (45.)	65.12 (336.)
369	230	CREAMED ONIONS	4.29 (369.)	2.64 (41.)	2309.00 (349.)	4.90 (371.)	7.43 (361.)	2221.00 (349.)	40.38 (30.)	59.62 (349.)
370	79	FRENCH FRIED CAULIFLOWER	4.28 (370.)	2.69 (29.)	2337.00 (345.)	4.97 (370.)	7.15 (371.)	2258.00 (345.)	39.05 (34.)	60.95 (345.)
371	323	STEVED PRUNES (CANNED)	4.09 (371.)	2.56 (56.)	2660.00 (321.)	4.62 (375.)	7.28 (365.)	2545.00 (323.)	31.19 (59.)	68.82 (320.)
372	362	PRUNE JUICE	4.06 (372.)	2.55 (60.)	3271.00 (235.)	4.95 (372.)	7.89 (332.)	3149.00 (233.)	15.54 (144.)	94.46 (235.)
373	24	FRENCH FRIED CARROTS	4.03 (373.)	2.35 (134.)	1916.00 (362.)	4.61 (376.)	6.66 (377.)	1907.00 (364.)	50.38 (17.)	49.62 (362.)
374	21	MASHED RUTABAGAS (TURNIP)	3.93 (374.)	2.62 (42.)	2393.00 (342.)	4.35 (377.)	6.68 (376.)	2251.00 (346.)	38.32 (36.)	61.68 (343.)
RANK	ID	NAME	HED MN	HED SD	HED N	FRQ MN	FRQ SD	FRQ N	% NT	\$TRIED

RANK	ID	NAME	HED MN	HED SD	HED N	FRQ MN	FRQ SD	FRQ N	% NT	\$TRIED
375	123	LOW-CALORIE SODA	3.95 (375.)	2.96 (55.)	3184.00 (252.)	6.09 (352.)	9.35 (120.)	3032.00 (261.)	17.81 (127.)	82.19 (252.)
376	94	FRIED PARSNIPS	3.85 (376.)	2.43 (81.)	1572.00 (359.)	4.10 (378.)	6.88 (370.)	1503.00 (369.)	59.44 (10.)	40.56 (369.)
377	38	SKIMMED MILK	3.94 (377.)	2.67 (35.)	3300.00 (232.)	7.22 (292.)	10.62 (27.)	3132.00 (241.)	14.68 (151.)	85.32 (228.)
378	126	BUTTERMILK	3.69 (378.)	2.83 (7.)	3213.00 (247.)	5.75 (359.)	9.06 (167.)	3058.00 (250.)	17.00 (135.)	83.00 (206.)
RANK	ID	NAME	HED MN	HED SD	HED N	FRQ MN	FRQ SD	FRQ N	% NT	\$TRIED

SEQ	ID	NAME	HEDONICS			FREQUENCIES			PERCENT	
			MEAN	ST DEV	N	MEAN	ST DEV	N	NEVER TRIED	HAVE TRIED
1	241	MILK	7.98 (001)	1.74 (376)	3837. (011)	24.59 (001)	9.55 (097)	3770. (001)	1.03 (371)	98.97 (008)
2	176	EGGS TO ORDER	7.51 (003)	1.82 (361)	3791. (049)	21.02 (002)	10.46 (037)	3720. (021)	2.32 (329)	97.68 (050)
3	105	BEER	7.26 (014)	2.45 (096)	3811. (033)	19.78 (003)	12.05 (002)	3719. (022)	1.76 (344)	98.22 (034)
4	150	FRESH COFFEE	6.43 (112)	2.70 (027)	3731. (094)	19.24 (004)	12.39 (001)	3621. (084)	3.84 (282)	96.16 (097)
5	375	ORANGE JUICE	7.50 (005)	1.76 (373)	3848. (004)	19.02 (005)	10.69 (023)	3750. (002)	.82 (376)	99.18 (003)
6	49	ICE CREAM	7.38 (009)	1.78 (369)	3820. (030)	17.56 (006)	10.48 (036)	3713. (026)	1.44 (353)	98.56 (026)
7	304	BACON	7.33 (011)	1.79 (368)	3826. (023)	17.29 (007)	10.54 (032)	3749. (003)	1.34 (358)	98.66 (021)
8	73	TOSSED GREEN SALAD	7.03 (028)	1.97 (316)	3662. (129)	17.18 (008)	10.83 (014)	3574. (113)	5.69 (248)	94.31 (131)
9	249	ICED TEA	6.91 (040)	2.33 (145)	3775. (064)	16.87 (009)	11.38 (004)	3667. (058)	2.58 (317)	97.42 (062)
10	3	TEA	6.50 (099)	2.37 (129)	3746. (081)	16.74 (010)	11.68 (003)	3545. (123)	2.93 (307)	97.07 (072)
11	124	COLA	6.80 (056)	2.06 (275)	3825. (024)	16.72 (011)	11.15 (008)	3700. (037)	1.54 (351)	98.46 (028)
12	202	CHOCOLATE MILK	6.87 (046)	2.03 (280)	3822. (028)	16.15 (012)	11.27 (007)	3725. (014)	1.57 (349)	98.43 (030)
13	222	ORANGES	7.14 (019)	1.78 (367)	3832. (017)	15.37 (013)	10.68 (024)	3748. (004)	1.26 (364)	98.74 (015)
14	141	APPLES (FRESH)	7.12 (021)	1.75 (374)	3845. (006)	15.34 (014)	10.43 (040)	3738. (007)	1.03 (373)	98.97 (006)
15	366	ORANGES	7.08 (025)	1.85 (356)	3821. (029)	15.20 (015)	10.71 (022)	3703. (033)	1.44 (354)	98.56 (025)
16	139	MILK SHAKE	7.38 (010)	1.76 (372)	3812. (032)	14.73 (016)	10.53 (033)	3723. (016)	1.78 (346)	98.22 (033)
SEQ	ID	NAME	MEAN	ST DEV	N	MEAN	ST DEV	N	% NT	% HT

SEQ	ID	NAME	HEDONICS			FREQUENCIES			PERCENT	
			MEAN	ST DEV	N	MEAN	ST DEV	N	NEVER TRIED	HAVE TRIED
17	274	FRENCH FRIED POTATOES	7.42 (007)	1.63 (377)	3830. (019)	14.55 (017)	9.64 (086)	3664. (059)	1.29 (362)	98.71 (017)
18	308	GRILLED STEAK	7.76 (002)	1.61 (379)	3810. (039)	14.43 (018)	10.10 (060)	3697. (039)	1.73 (347)	98.27 (032)
19	211	MILK SHAKE	7.19 (016)	1.86 (347)	3825. (026)	14.31 (019)	10.66 (026)	3742. (006)	1.44 (355)	98.56 (024)
20	109	WASHED BROWN POTATOES	7.03 (029)	1.90 (339)	3796. (046)	14.13 (020)	9.81 (076)	3693. (043)	2.22 (332)	97.78 (047)
21	334	WASHED POTATOES	7.00 (033)	1.86 (349)	3827. (021)	13.90 (021)	9.50 (102)	3707. (029)	1.21 (366)	98.79 (013)
22	31	SAUSAGE LINKS	6.71 (068)	2.00 (304)	3784. (061)	13.69 (022)	9.65 (085)	3654. (066)	2.60 (316)	97.40 (063)
23	187	LEMONADE	6.81 (054)	1.94 (328)	3811. (035)	13.64 (023)	10.28 (052)	3716. (025)	1.83 (340)	98.17 (039)
24	121	LETTUCE SALAD	6.63 (079)	1.96 (319)	3699. (115)	13.60 (024)	10.30 (050)	3598. (101)	4.66 (262)	95.34 (117)
25	10	GRAPE JUICE	6.36 (126)	2.20 (220)	3784. (060)	13.54 (025)	10.74 (018)	3593. (104)	2.42 (322)	97.58 (057)
26	128	GRAPEFRUIT-ORANGE JUICE	6.23 (144)	2.41 (110)	3633. (140)	13.54 (026)	11.28 (006)	3514. (137)	6.39 (238)	93.61 (141)
27	364	DOUGHNUTS	6.85 (048)	1.85 (355)	3828. (020)	13.51 (027)	10.26 (055)	3726. (013)	1.31 (361)	98.69 (018)
28	102	PEACHES (FRESH)	7.16 (018)	1.82 (360)	3786. (055)	13.49 (028)	9.98 (066)	3687. (045)	2.30 (330)	97.70 (049)
29	183	THOUSAND ISLAND DRESSING	6.47 (105)	2.23 (200)	3504. (184)	13.39 (029)	10.86 (012)	3393. (177)	9.67 (196)	90.33 (183)
30	324	CORN-ON-THE-COB	7.50 (004)	1.74 (375)	3772. (069)	13.36 (030)	9.93 (072)	3685. (046)	2.63 (315)	97.37 (064)
31	175	TAMERINES	6.90 (043)	1.93 (333)	3694. (117)	13.22 (031)	10.40 (041)	3545. (103)	4.89 (261)	95.11 (118)
32	138	BANANAS	6.86 (047)	1.91 (334)	3805. (040)	13.18 (032)	10.03 (065)	3711. (027)	1.96 (337)	98.04 (042)
SEQ	ID	NAME	MEAN	ST DEV	N	MEAN	ST DEV	N	% NT	% HT

SEQ	ID	NAME	HEDONICS			FREQUENCIES			PERCENT	
			MEAN	ST DEV	N	MEAN	ST DEV	N	NEVER TRIED	HAVE TRIED
33	217	HOT CHOCOLATE	6.76 (059)	1.99 (308)	3797. (045)	13.13 (033)	10.45 (039)	3428. (167)	1.96 (336)	98.04 (043)
34	315	BUTTERED WHOLE KERNEL CORN	7.19 (017)	1.79 (364)	3715. (103)	13.12 (034)	9.46 (105)	3623. (083)	4.30 (273)	95.70 (106)
35	376	GRAPES	6.89 (044)	1.89 (340)	3837. (010)	13.10 (035)	10.26 (054)	3727. (011)	1.13 (368)	98.87 (011)
36	294	CANADIAN BACON	6.93 (038)	1.95 (321)	3116. (267)	13.04 (036)	10.38 (043)	3057. (256)	19.55 (113)	80.45 (266)
37	335	SOFT SERVE ICE CREAM	6.71 (069)	2.04 (283)	3686. (121)	12.93 (037)	10.31 (049)	3563. (116)	4.93 (260)	95.07 (119)
38	40	ITALIAN DRESSING	6.02 (178)	2.33 (146)	3514. (176)	12.82 (038)	10.76 (017)	3376. (182)	9.27 (203)	90.73 (176)
39	234	CANTALOUPE	6.85 (049)	2.22 (207)	3604. (152)	12.68 (039)	10.31 (048)	3511. (138)	7.02 (229)	92.98 (150)
40	245	POTATO CHIPS	6.77 (058)	1.86 (353)	3854. (002)	12.67 (040)	9.84 (075)	3747. (005)	.72 (377)	99.28 (002)
41	260	FRENCH DRESSING	6.36 (125)	2.18 (230)	3646. (139)	12.64 (041)	10.60 (030)	3547. (122)	6.01 (241)	93.99 (138)
42	346	ROOT BEER	6.42 (114)	2.23 (195)	3788. (051)	12.59 (042)	10.95 (010)	3677. (050)	2.14 (333)	97.86 (046)
43	321	COLD CEREAL	6.06 (173)	2.25 (188)	3730. (096)	12.54 (043)	10.80 (016)	3633. (076)	3.72 (287)	96.28 (092)
44	360	BACON, LETTUCE & TOMATO SAND	7.24 (015)	1.86 (350)	3787. (035)	12.47 (044)	9.79 (077)	3696. (040)	2.32 (328)	97.68 (051)
45	43	FRENCH TOAST	6.53 (095)	2.01 (295)	3809. (039)	12.45 (045)	9.72 (082)	3688. (044)	1.78 (342)	98.22 (037)
46	29	CHEESEBURGER	7.00 (032)	1.81 (363)	3846. (005)	12.44 (046)	9.19 (142)	3723. (018)	.93 (374)	99.07 (005)
47	131	ORANGE SODA	6.22 (148)	2.13 (246)	3811. (034)	12.34 (047)	10.71 (020)	3705. (030)	1.78 (345)	98.22 (035)
48	228	PEARS (FRESH)	6.84 (050)	1.94 (329)	3781. (062)	12.33 (048)	10.17 (057)	3676. (052)	2.55 (318)	97.45 (061)

SEQ	ID	NAME	MEAN	ST DEV	N	MEAN	ST DEV	N	% NT	% HT
-----	----	------	------	--------	---	------	--------	---	------	------

SEQ	ID	NAME	HEDONICS			FREQUENCIES			PERCENT	
			MEAN	ST DEV	N	MEAN	ST DEV	N	NEVER TRIED	HAVE TRIED
49	88	FRIED CHICKEN	7.38 (008)	1.79 (366)	3639. (013)	12.32 (049)	9.44 (110)	3727. (012)	1.34 (360)	98.66 (019)
50	164	GRAPEFRUIT HALF (FRESH)	6.14 (164)	2.50 (074)	3699. (114)	12.31 (050)	10.82 (015)	3561. (117)	4.44 (268)	95.56 (111)
51	30	APPLE JUICE	6.19 (153)	2.29 (167)	3731. (095)	12.19 (051)	10.39 (042)	3584. (108)	3.77 (286)	96.23 (093)
52	17	SLICED TOMATO SALAD	6.29 (137)	2.20 (217)	3607. (149)	12.13 (052)	9.94 (071)	3462. (156)	6.84 (232)	93.16 (147)
53	285	TOSSED VEGETABLE SALAD	6.31 (134)	2.24 (190)	3443. (198)	12.13 (053)	10.50 (034)	3348. (190)	11.31 (181)	88.69 (198)
54	236	OMELET	6.44 (110)	2.22 (202)	3476. (190)	12.11 (054)	10.15 (058)	3383. (178)	10.41 (187)	89.59 (192)
55	111	SWEET ROLLS	6.58 (088)	1.86 (346)	3770. (071)	12.02 (055)	9.54 (099)	3673. (055)	2.94 (306)	97.06 (073)
56	250	PIZZA	7.10 (022)	1.95 (323)	3852. (003)	12.01 (056)	9.72 (083)	3719. (023)	.85 (375)	99.15 (004)
57	167	FRENCH FRIED SHRIMP	7.13 (020)	2.23 (197)	3604. (151)	11.98 (057)	9.98 (067)	3521. (132)	7.04 (227)	92.96 (152)
58	62	HAMBURGER	6.92 (039)	1.77 (370)	3842. (007)	11.90 (058)	9.16 (147)	3738. (008)	1.03 (372)	98.97 (007)
59	8	STRAWBERRY SHORTCAKE	7.43 (006)	1.86 (351)	3800. (044)	11.88 (059)	9.10 (153)	3633. (077)	1.99 (335)	98.01 (044)
60	19	TOMATO JUICE	5.70 (237)	2.60 (046)	3745. (085)	11.87 (060)	10.61 (029)	3564. (115)	3.40 (297)	96.60 (062)
61	343	WATERMELON	7.08 (024)	2.02 (292)	3787. (054)	11.82 (061)	10.32 (047)	3654. (065)	2.37 (325)	97.63 (054)
62	115	CHEF'S SALAD	6.57 (089)	2.05 (282)	3219. (244)	11.81 (062)	9.75 (078)	3136. (238)	17.10 (132)	82.90 (247)
63	133	SPAGHETTI WITH MEAT SAUCE	7.27 (012)	1.82 (362)	3826. (022)	11.74 (063)	9.43 (112)	3736. (009)	1.44 (356)	98.56 (023)
64	253	SPAGHETTI WITH MEATBALLS	7.27 (013)	1.77 (371)	3819. (031)	11.70 (064)	9.59 (091)	3635. (042)	1.65 (348)	98.35 (031)

SEQ ID NAME MEAN ST DEV N MEAN ST DEV N PERCENT NEVER TRIED PERCENT HAVE TRIED

SEQ	ID	NAME	MEDONICS			FREQUENCIES			PERCENT	
			MEAN	ST DEV	N	MEAN	ST DEV	N	NEVER TRIED	HAVE TRIED
65	371	APPLE PIE	6.98 (034)	1.89 (341)	3802. (043)	11.67 (065)	9.63 (087)	3695. (041)	2.01 (334)	97.99 (045)
66	44	PIZZA	7.04 (027)	1.97 (315)	3836. (012)	11.64 (066)	9.27 (131)	3704. (031)	1.18 (367)	98.82 (012)
67	39	PORK SAUSAGE PATTIES	6.32 (133)	2.18 (227)	3625. (143)	11.60 (067)	9.55 (096)	3490. (146)	6.48 (237)	93.52 (142)
68	177	PEACHES (CANNED)	6.65 (078)	1.95 (322)	3802. (042)	11.60 (068)	9.58 (093)	3708. (028)	1.93 (338)	98.07 (041)
69	55	HOT FUDGE SUNDAE	7.01 (031)	2.03 (291)	3676. (124)	11.59 (069)	9.94 (070)	3587. (106)	5.40 (253)	94.60 (126)
70	252	BANANA SPLIT	7.02 (030)	2.03 (289)	3747. (060)	11.57 (070)	10.35 (045)	3638. (072)	3.48 (294)	96.52 (045)
71	203	ROAST BEEF	7.04 (026)	1.94 (328)	3810. (036)	11.54 (071)	9.24 (133)	3722. (019)	1.80 (341)	98.20 (038)
72	134	HAM	7.08 (023)	1.84 (357)	3841. (003)	11.50 (072)	9.24 (134)	3723. (017)	1.06 (370)	98.94 (009)
73	13	CELERY & CARROT STICKS	5.68 (239)	2.22 (205)	3693. (119)	11.49 (073)	10.06 (063)	3510. (139)	4.65 (263)	95.35 (116)
74	340	TOMATO JUICE	5.84 (203)	2.56 (058)	3707. (103)	11.38 (074)	10.66 (025)	3592. (105)	4.16 (276)	95.84 (103)
75	216	LOBSTER	6.91 (041)	2.56 (054)	3218. (245)	11.37 (075)	10.72 (019)	3142. (236)	16.87 (136)	83.13 (243)
76	106	LEMON-LIME SODA	5.79 (219)	2.29 (162)	3604. (150)	11.35 (076)	10.71 (021)	3496. (141)	7.07 (226)	92.93 (153)
77	314	ORANGE-FLAVORED DRINK	6.19 (155)	2.16 (238)	3754. (079)	11.35 (077)	10.35 (044)	3646. (070)	3.15 (301)	96.85 (078)
78	205	CREAMED STYLE CORN	6.65 (076)	2.15 (241)	3791. (047)	11.23 (078)	9.35 (121)	3678. (049)	2.44 (321)	97.56 (058)
79	204	FRENCH FRIED ONION RINGS	6.74 (063)	2.30 (161)	3696. (116)	11.21 (079)	9.61 (088)	3601. (100)	4.59 (264)	95.41 (115)
80	9	BAKING-POWDER BISCUITS	6.21 (149)	2.25 (189)	3415. (202)	11.20 (080)	9.75 (079)	3242. (212)	11.92 (177)	88.08 (202)
SEQ	ID	NAME	MEAN	ST DEV	N	MEAN	ST DEV	N	% NT	% HT

SEQ	ID	NAME	HEDONICS				FREQUENCIES				PERCENT	
			MEAN	ST DEV	N		MEAN	ST DEV	N		NEVER TRIED	HAVE TRIED
81	272	GRAPEFRUIT JUICE	5.79 (216)	2.54 (065)	3699. (113)	11.20 (081)	10.85 (013)	3540. (125)	4.29 (274)	95.71 (105)		
82	223	PLUMS (FRESH)	6.22 (147)	2.39 (124)	3651. (133)	11.18 (082)	10.46 (038)	3535. (128)	5.66 (249)	94.34 (130)		
83	206	WAFFLES	6.54 (093)	2.00 (303)	3760. (076)	11.18 (083)	9.44 (109)	3658. (064)	3.14 (302)	96.86 (077)		
84	377	GRIDDLE CAKES	6.40 (119)	2.05 (278)	3129. (264)	11.14 (084)	9.60 (090)	3050. (257)	15.21 (116)	80.79 (263)		
85	54	SWISS STEAK	6.94 (037)	1.90 (337)	3746. (084)	11.12 (085)	9.00 (172)	3615. (087)	3.38 (298)	96.62 (081)		
86	219	COLD POTATO SALAD	6.69 (071)	2.23 (199)	3719. (101)	11.09 (086)	9.55 (095)	3610. (093)	3.90 (281)	96.10 (098)		
87	227	HAM	6.89 (045)	1.87 (345)	3825. (025)	11.04 (087)	9.22 (137)	3683. (047)	1.49 (352)	98.51 (027)		
88	193	GRILLED HAM & CHEESE SANDWICH	6.84 (052)	1.95 (325)	3791. (048)	11.02 (088)	9.23 (135)	3701. (036)	2.37 (327)	97.63 (052)		
89	248	GRAPE-FLAVORED DRINK	6.05 (174)	2.29 (165)	3745. (085)	10.96 (089)	10.22 (056)	3634. (075)	3.43 (296)	96.57 (083)		
90	225	GRILLED CHEESE SANDWICH	6.70 (070)	1.96 (318)	3833. (015)	10.90 (090)	9.17 (143)	3731. (010)	1.29 (363)	98.71 (016)		
91	92	ENGLISH MUFFINS	6.42 (113)	2.00 (302)	3471. (194)	10.88 (091)	9.39 (117)	3375. (184)	10.63 (185)	89.37 (194)		
92	81	DEVILLED EGGS	6.56 (091)	2.16 (240)	3513. (179)	10.84 (092)	9.41 (115)	3403. (174)	9.51 (200)	90.49 (179)		
93	307	GRAPE SODA	5.95 (189)	2.31 (158)	3757. (077)	10.83 (093)	10.54 (031)	3649. (068)	3.05 (303)	96.95 (076)		
94	365	BROWNIES	6.65 (077)	2.02 (293)	3790. (050)	10.81 (094)	9.41 (116)	3675. (053)	2.22 (331)	97.78 (048)		
95	48	PEPPER SODA	5.37 (283)	2.55 (062)	1885. (354)	10.77 (095)	10.87 (011)	1818. (363)	51.08 (015)	48.92 (354)		
96	182	GRAPEFRUIT-PINEAPPLE JUICE	5.73 (231)	2.48 (086)	3556. (169)	10.76 (096)	10.62 (028)	3455. (160)	8.35 (210)	91.65 (169)		

SEQ	ID	NAME	MEAN	ST DEV	N	MEAN	ST DEV	N	% NT	% HT
-----	----	------	------	--------	---	------	--------	---	------	------

SEQ	ID	NAME	HEDONICS			FREQUENCIES			PERCENT	
			MEAN	ST DEV	N	MEAN	ST DEV	N	NEVER TRIED	HAVE TRIED
97	296	BAKED POTATOES	6.74 (062)	1.91 (335)	3810. (037)	10.74 (097)	8.79 (200)	3704. (032)	1.78 (343)	98.22 (036)
98	209	GINGERALE	5.99 (182)	2.28 (171)	3650. (135)	10.73 (098)	10.34 (046)	3534. (129)	5.78 (244)	94.22 (135)
99	332	FRUIT PUNCH	6.18 (157)	2.10 (263)	3732. (092)	10.69 (099)	9.95 (069)	3610. (092)	3.64 (290)	96.36 (089)
100	256	HOT ROAST BEEF SANDWICH W GRAVY	6.94 (036)	1.88 (344)	3788. (053)	10.68 (100)	9.06 (166)	3674. (054)	2.37 (326)	97.63 (053)
101	370	STRAWBERRY SUNDAE	6.66 (075)	2.06 (276)	3650. (136)	10.63 (101)	9.85 (074)	3544. (124)	5.98 (242)	94.02 (137)
102	220	SLOPPY JOE	6.74 (064)	1.98 (313)	3788. (052)	10.59 (102)	9.34 (122)	3703. (034)	2.50 (319)	97.50 (060)
103	7	BLUEBERRY MUFFINS	6.51 (096)	2.17 (231)	3563. (167)	10.57 (103)	9.06 (165)	3401. (175)	8.05 (212)	91.95 (167)
104	15	GRILLED MINUTE STEAK	6.80 (055)	1.78 (368)	3651. (134)	10.55 (104)	8.15 (293)	3459. (159)	5.80 (243)	94.20 (136)
105	262	BARBECUED SPARERIBS	6.84 (051)	2.17 (232)	3701. (112)	10.51 (105)	9.60 (089)	3596. (102)	4.56 (285)	95.44 (114)
106	261	APPLESAUCE	6.45 (108)	2.01 (298)	3746. (083)	10.47 (106)	9.09 (157)	3632. (078)	3.45 (295)	96.55 (084)
107	259	SHERBEY	6.36 (124)	2.25 (187)	3529. (174)	10.46 (107)	9.96 (068)	3417. (169)	8.93 (205)	91.07 (174)
108	353	FRUIT COCKTAIL (CANNED)	6.43 (111)	2.08 (270)	3746. (082)	10.42 (108)	9.48 (103)	3638. (073)	3.30 (299)	96.70 (080)
109	254	GRILLED HAM	6.75 (060)	1.90 (338)	3773. (065)	10.41 (109)	9.08 (162)	3652. (067)	2.76 (312)	97.24 (067)
110	151	BUTTERED MIXED VEGETABLES	5.95 (188)	2.21 (212)	3676. (123)	10.40 (110)	9.19 (139)	3557. (118)	5.23 (256)	94.77 (123)
111	215	BAKED HAM	6.82 (053)	1.91 (336)	3833. (016)	10.39 (111)	8.90 (180)	3719. (024)	1.26 (365)	98.74 (014)
112	172	HAM SANDWICH	6.77 (057)	1.85 (354)	3824. (027)	10.38 (112)	8.87 (186)	3699. (038)	1.57 (350)	98.43 (029)
SEQ	ID	NAME	MEAN	ST DEV	N	MEAN	ST DEV	N	% NT	% HT

SEQ	ID	NAME	HEDONICS				FREQUENCIES				PERCENT NEVER TRIED		PERCENT HAVE TRIED		
			MEAN	ST DEV	N		MEAN	ST DEV	N		%	N	%	N	
113	80	PEARS (CANNED)	6.47 (104)	1.99 (307)	3779. (0631)	10.37 (113)	8.98 (173)	3682. (048)		2.68 (314)		97.32 (065)			
114	310	COLE SLAW	6.23 (145)	2.26 (181)	3706. (111)	10.37 (114)	9.36 (119)	3610. (094)		4.56 (266)		95.44 (113)			
115	290	SEAFOOD PLATTER	6.75 (061)	2.34 (143)	3474. (191)	10.30 (115)	9.56 (094)	3383. (179)		10.37 (190)		89.63 (189)			
116	328	BAKED CHICKEN	6.74 (065)	1.98 (310)	3884. (041)	10.27 (116)	9.16 (144)	3702. (035)		1.88 (339)		98.12 (040)			
117	258	CHICKEN NOODLE SOUP	6.57 (090)	1.98 (312)	3772. (067)	10.25 (117)	9.05 (169)	3661. (062)		2.76 (311)		97.24 (068)			
118	297	DANISH PASTRY	6.40 (117)	2.04 (286)	3504. (185)	10.22 (118)	9.30 (127)	3415. (171)		9.62 (197)		90.38 (182)			
119	188	ITALIAN SAUSAGE	6.59 (083)	2.03 (290)	3117. (266)	10.22 (119)	9.27 (132)	3031. (262)		19.60 (112)		80.40 (267)			
120	361	LASAGNA	6.73 (066)	2.20 (221)	3372. (210)	10.15 (120)	9.58 (092)	3287. (201)		13.03 (169)		86.97 (210)			
121	301	CORNBREAD	6.30 (135)	2.26 (182)	3709. (107)	10.13 (121)	9.48 (104)	3619. (085)		4.33 (272)		95.67 (107)			
122	152	BEEF STEW	6.68 (073)	1.86 (348)	3785. (059)	10.08 (122)	8.77 (204)	3663. (060)		2.42 (324)		97.58 (056)			
123	160	SALISBURY STEAK	6.72 (067)	1.93 (332)	3727. (097)	10.07 (123)	9.01 (171)	3611. (091)		3.77 (285)		96.23 (094)			
124	170	TACOS	6.53 (094)	2.31 (155)	3266. (238)	10.06 (124)	9.54 (100)	3185. (229)		15.80 (142)		84.20 (237)			
125	318	PINEAPPLE JUICE	5.81 (212)	2.40 (121)	3706. (110)	9.96 (125)	10.11 (059)	3582. (109)		4.51 (267)		95.49 (112)			
126	279	CHERRY SODA	5.82 (211)	2.29 (164)	3646. (137)	9.95 (126)	10.29 (051)	3530. (130)		5.76 (245)		94.24 (134)			
127	229	MIXED FRUIT SALAD	6.28 (140)	2.18 (228)	3583. (160)	9.94 (127)	9.27 (130)	3459. (158)		7.63 (219)		92.37 (160)			
128	226	MEAT LOAF	6.69 (072)	1.93 (331)	3840. (009)	9.94 (128)	8.84 (193)	3724. (015)		1.11 (369)		98.89 (010)			
SEQ	ID	NAME	MEAN	ST DEV	N	MEAN	ST DEV	N	MEAN	ST DEV	N	%	N	%	N

SEQ	ID	NAME	MEDONICS			FREQUENCIES			PERCENT	
			MEAN	ST DEV	N	MEAN	ST DEV	N	NEVER TRIED	HAVE TRIED
129	37	CATHEAL COOKIES	6.16 (160)	2.06 (274)	3772. (066)	9.92 (129)	8.89 (194)	3630. (079)	2.73 (313)	97.27 (066)
130	308	VINEGAR & OIL DRESSING	5.50 (258)	2.60 (045)	3337. (223)	9.86 (130)	10.49 (035)	3217. (219)	13.80 (159)	86.12 (220)
131	16	HOT TURKEY SANDWICH WITH GRAVY	6.91 (042)	1.89 (342)	3831. (018)	9.86 (131)	8.26 (280)	3683. (061)	1.34 (359)	98.66 (020)
132	117	BANANA CREAM PIE	6.45 (109)	2.19 (225)	3582. (161)	9.85 (132)	9.15 (145)	3472. (150)	7.70 (218)	92.30 (151)
133	246	PINEAPPLE (CANNED)	6.16 (162)	2.21 (211)	3742. (087)	9.82 (133)	9.33 (123)	3604. (097)	3.53 (293)	96.47 (086)
134	378	INSTANT COFFEE	4.85 (342)	2.77 (014)	3572. (163)	9.82 (134)	11.29 (005)	3437. (164)	7.72 (217)	92.28 (162)
135	33	TURKEY CLUB SANDWICH	6.63 (080)	1.88 (343)	3507. (181)	9.77 (135)	8.28 (276)	3380. (180)	9.52 (199)	90.48 (180)
136	192	POI ROAST	6.67 (074)	1.86 (352)	3764. (073)	9.75 (136)	8.56 (237)	3677. (051)	2.99 (305)	97.01 (074)
137	287	IUNA SALAD SANDWICH	6.39 (122)	2.15 (242)	3734. (091)	9.74 (137)	8.90 (181)	3638. (074)	3.79 (284)	96.21 (095)
138	132	STRAWBERRY CHIFFON PIE	6.39 (120)	2.12 (247)	3025. (278)	9.69 (138)	9.33 (125)	2956. (274)	21.90 (101)	78.10 (278)
139	57	BREADED VEAL STEAKS	6.41 (116)	2.12 (255)	3615. (146)	9.69 (139)	8.55 (240)	3453. (143)	6.66 (234)	93.34 (145)
140	349	BAKED MACARONI & CHEESE	6.49 (101)	2.21 (213)	3734. (090)	9.68 (140)	9.19 (141)	3602. (098)	3.69 (288)	96.31 (091)
141	200	LEMON MERINGUE PIE	6.50 (097)	2.17 (235)	3571. (165)	9.67 (141)	9.33 (124)	3463. (155)	7.94 (214)	92.06 (165)
142	45	SHRIMP CREOLE	6.28 (138)	2.44 (103)	2812. (306)	9.64 (142)	9.23 (136)	2690. (307)	27.47 (073)	72.53 (306)
143	68	APPLE CRISP	6.50 (098)	1.94 (330)	3342. (220)	9.61 (143)	8.74 (210)	3222. (217)	13.91 (156)	86.09 (222)
144	194	PEPPER STEAK	6.59 (084)	2.00 (306)	3146. (261)	9.61 (144)	8.96 (175)	3059. (252)	18.75 (118)	81.25 (261)
SEQ	ID	NAME	MEAN	ST DEV	N	MEAN	ST DEV	N	% NT	% HT

SEQ	ID	NAME	MEDONICS			FREQUENCIES			PERCENT		PERCENT	
			MEAN	ST DEV	N	MEAN	ST DEV	N	NEVER TRIED	HAVE TRIED	NEVER TRIED	HAVE TRIED
145	32	BANANA CAKE	6.34 (128)	2.11 (258)	3342. (213)	9.61 (145)	8.84 (194)	3206. (221)	13.78 (162)	86.22 (217)		
146	179	SUBMARINE SANDWICH	6.60 (82)	1.95 (324)	3633. (141)	9.58 (145)	8.89 (183)	3517. (133)	6.51 (236)	93.49 (143)		
147	224	HOT OATMEAL	5.64 (248)	2.46 (892)	3713. (104)	9.57 (147)	9.73 (881)	3575. (112)	4.21 (275)	95.79 (104)		
148	142	SWEDISH MEATBALLS	6.58 (87)	1.94 (327)	2987. (285)	9.57 (148)	8.75 (208)	2851. (279)	23.04 (894)	76.96 (285)		
149	316	WESTERN SANDWICH	6.49 (100)	1.83 (359)	2627. (325)	9.53 (149)	8.67 (220)	2558. (321)	32.26 (854)	67.74 (325)		
150	373	CHERRY-FLAVORED DRINK	5.67 (242)	2.35 (137)	3664. (128)	9.53 (150)	10.06 (861)	3536. (127)	5.54 (251)	94.46 (128)		
151	61	LASAGNA	6.61 (81)	2.21 (208)	3378. (209)	9.51 (151)	8.95 (176)	3285. (202)	12.78 (171)	87.22 (208)		
152	231	FREEZE-DRIED COFFEE	4.85 (341)	2.65 (838)	2890. (300)	9.47 (152)	10.96 (809)	2800. (296)	25.44 (379)	74.56 (300)		
153	158	DEVIL'S FOOD CAKE	6.48 (103)	2.00 (300)	3717. (102)	9.45 (153)	8.93 (178)	3582. (110)	4.15 (277)	95.85 (102)		
154	149	CHOCOLATE CREAM PIE	6.37 (123)	2.24 (192)	3612. (147)	9.42 (154)	9.39 (118)	3492. (144)	6.88 (231)	93.12 (148)		
155	154	BANANA CREAM PUDDING	6.33 (132)	2.12 (250)	3455. (195)	9.42 (155)	9.15 (149)	3341. (193)	10.91 (184)	89.09 (195)		
156	159	CHILI CON CARNE	6.54 (82)	2.17 (236)	3497. (186)	9.41 (156)	8.81 (197)	3372. (186)	9.87 (193)	90.13 (186)		
157	320	FRIED FISH	6.39 (121)	2.27 (174)	3785. (857)	9.41 (157)	8.87 (188)	3661. (863)	2.47 (320)	97.53 (859)		
158	291	CHERRY PIE	6.40 (118)	2.14 (245)	3737. (889)	9.40 (158)	9.19 (140)	3619. (886)	3.69 (289)	96.31 (890)		
159	155	MEATBALL SUBMARINE	6.58 (86)	2.00 (301)	2617. (328)	9.39 (159)	8.98 (174)	2534. (325)	32.43 (851)	67.57 (328)		
160	312	GRAPE LEMONADE	5.67 (243)	2.36 (133)	2917. (295)	9.37 (160)	9.89 (873)	2802. (295)	24.82 (844)	75.18 (295)		
SEQ	ID	NAME	MEAN	ST DEV	N	MEAN	ST DEV	N	% NT	% HT		

SEQ	ID	NAME	HEDONICS				FREQUENCIES				PERCENT	
			MEAN	ST DEV	N		MEAN	ST DEV	N		NEVER TRIED	HAVE TRIED
161	209	BAKED STUFFED PORK CHOPS	6.58 (085)	2.04 (287)	3385. (216)	9.36 (161)	8.86 (191)	3283. (211)	13.61 (153)	86.39 (216)		
162	72	RAVIOLI	6.45 (107)	2.12 (251)	3598. (155)	9.33 (162)	8.79 (199)	3491. (145)	7.20 (224)	92.80 (155)		
163	311	FRANKFURTERS	6.27 (141)	1.98 (314)	3762. (174)	9.33 (163)	8.68 (219)	3674. (155)	3.04 (304)	96.96 (175)		
164	101	VEGETABLE JUICE	5.37 (284)	2.51 (170)	3193. (250)	9.30 (164)	10.04 (164)	3087. (247)	17.56 (130)	82.44 (249)		
165	104	FRENCH FRIED SCALLOPS	6.20 (152)	2.49 (180)	3098. (270)	9.28 (165)	9.05 (168)	2995. (268)	20.11 (109)	79.89 (270)		
166	157	ROAST PORK	6.49 (102)	2.01 (296)	3770. (170)	9.25 (166)	8.47 (251)	3648. (159)	2.81 (309)	97.19 (170)		
167	160	VEGETABLE SOUP	6.16 (161)	2.07 (271)	3732. (193)	9.23 (167)	8.58 (235)	3605. (196)	3.79 (283)	96.21 (196)		
168	233	CHOCOLATE PUDDING	6.17 (159)	2.17 (233)	3724. (199)	9.21 (168)	9.09 (155)	3602. (199)	3.97 (280)	96.03 (199)		
169	34	PINEAPPLE UPSIDE DOWN CAKE	6.41 (115)	2.22 (206)	3607. (149)	9.21 (169)	8.85 (192)	3464. (154)	7.04 (228)	92.96 (151)		
170	239	CREAMED GROUND BEEF	5.75 (225)	2.45 (194)	2971. (286)	9.20 (170)	9.50 (101)	2880. (283)	23.39 (193)	76.61 (286)		
171	56	CANNED GREEN BEANS	5.79 (218)	2.09 (268)	3768. (172)	9.18 (171)	7.89 (332)	3641. (171)	2.91 (308)	97.09 (171)		
172	146	BURRITOS	6.27 (142)	2.25 (184)	2013. (360)	9.17 (172)	9.09 (159)	1963. (160)	47.84 (119)	52.16 (350)		
173	130	PORK AND BEANS	6.21 (150)	2.01 (299)	3833. (114)	9.14 (173)	8.22 (284)	3722. (120)	1.39 (357)	98.61 (122)		
174	206	CHOCOLATE CHIP COOKIES	6.18 (156)	2.07 (272)	3543. (172)	9.13 (174)	8.83 (195)	3440. (163)	8.71 (207)	91.29 (172)		
175	69	FRENCH FRIED FISH STICKS	6.35 (127)	2.14 (243)	3690. (120)	9.13 (175)	8.60 (232)	3548. (121)	4.97 (259)	95.03 (121)		
176	333	PEANUT BUTTER AND JELLY SAND	5.87 (197)	2.43 (107)	3770. (169)	9.12 (176)	9.69 (186)	3627. (180)	2.76 (310)	97.24 (169)		
SEQ	ID	NAME	MEAN	ST DEV	N	MEAN	ST DEV	N	% NT	% HT		

SEQ	ID	NAME	HEDONICS			FREQUENCIES			PERCENT	
			MEAN	ST DEV	N	MEAN	ST DEV	N	NEVER TRIED	HAVE TRIED
177	53	RASPBERRY SHORTCAKE	6.09 (170)	2.20 (216)	2895. (299)	9.12 (177)	8.79 (201)	2792. (297)	25.17 (081)	74.83 (298)
178	51	STEAMED RICE	5.71 (236)	2.38 (126)	3593. (156)	9.09 (178)	8.76 (205)	3467. (151)	7.37 (222)	92.63 (157)
179	171	PUMPKIN PIE	6.34 (129)	2.32 (152)	3690. (119)	9.06 (179)	9.14 (150)	3580. (111)	4.97 (258)	95.03 (120)
180	213	PINEAPPLE (CANNED)	6.03 (177)	2.22 (204)	3721. (099)	9.05 (180)	9.07 (163)	3612. (089)	4.00 (278)	96.00 (100)
181	372	HOMINY GRITS	5.36 (290)	2.78 (013)	2812. (305)	9.02 (181)	10.28 (053)	2730. (304)	27.21 (074)	72.79 (1305)
182	344	CREAMED CHIPPED BEEF	5.83 (207)	2.48 (087)	3227. (242)	8.97 (182)	9.31 (126)	3106. (243)	16.64 (137)	83.36 (1242)
183	99	BUTTERSCOTCH SUNDAE	6.14 (163)	2.29 (166)	3347. (215)	8.95 (183)	9.28 (129)	3225. (216)	13.80 (161)	86.20 (1218)
184	46	CAESAR DRESSING	5.34 (293)	2.24 (191)	2583. (333)	8.92 (184)	9.41 (114)	2479. (334)	33.31 (046)	66.69 (333)
185	140	CANNED GREEN BEANS	5.80 (215)	2.14 (244)	3741. (089)	8.92 (185)	8.06 (311)	3613. (088)	3.63 (291)	96.37 (088)
186	201	BOSTON CREAM PIE	6.34 (130)	2.11 (257)	3131. (263)	8.91 (186)	9.05 (170)	3041. (260)	19.22 (115)	80.78 (264)
187	147	CHOCOLATE COOKIES	5.99 (183)	2.08 (269)	3675. (125)	8.89 (187)	8.73 (211)	3553. (119)	5.33 (255)	94.67 (124)
188	374	PEANUT BUTTER COOKIES	5.94 (191)	2.33 (147)	3668. (126)	8.89 (188)	9.09 (156)	3538. (126)	5.39 (254)	94.61 (125)
189	347	TURKEY POT PIE	6.29 (136)	2.19 (224)	3631. (142)	8.88 (189)	8.76 (206)	3508. (140)	6.22 (240)	93.78 (139)
190	325	BLUEBERRY PIE	6.17 (158)	2.24 (193)	3568. (166)	8.85 (190)	9.16 (148)	3453. (161)	7.99 (213)	92.01 (166)
191	363	RUSSIAN DRESSING	5.46 (273)	2.44 (102)	2682. (316)	8.85 (191)	9.73 (080)	2610. (314)	30.72 (064)	69.28 (315)
192	338	SPANISH RICE	5.99 (184)	2.36 (134)	3311. (227)	8.82 (192)	9.10 (154)	3193. (226)	14.51 (153)	85.49 (226)
523	ID	NAME	MEAN	ST DEV	N	MEAN	ST DEV	N	% NT	% NT

SEQ	ID	NAME	HEDONICS				FREQUENCIES				PERCENT	
			MEAN	ST DEV	N		MEAN	ST DEV	N	NEVER TRIED	HAVE TRIED	
193	268	GRAPEFRUIT SECTIONS (CANNED)	5.64 (250)	2.43 (077)	3476. (189)	8.82 (193)	9.44 (111)	3352. (189)	10.46 (186)	89.52 (193)		
194	293	HOT TAMALES	6.14 (156)	2.40 (119)	2808. (308)	8.79 (194)	9.22 (138)	2726. (305)	27.46 (072)	72.52 (307)		
195	302	EGG SALAD SANDWICH	6.14 (165)	2.21 (215)	3591. (159)	8.73 (195)	8.70 (214)	3477. (148)	7.57 (221)	92.43 (158)		
196	1	HONEYDEW MELON	6.46 (205)	1.99 (309)	2995. (283)	8.72 (196)	8.05 (312)	2876. (284)	22.65 (095)	77.35 (284)		
197	85	POLISH SAUSAGE	6.23 (146)	2.20 (219)	3325. (225)	8.70 (197)	8.78 (203)	3200. (222)	14.28 (154)	85.72 (225)		
198	118	LIME-FLAVORED DRINK	5.38 (280)	2.32 (154)	3514. (177)	8.70 (198)	9.45 (106)	3403. (173)	9.36 (201)	90.64 (178)		
199	190	BEEF STROGANOFF	6.33 (131)	2.01 (297)	3136. (262)	8.70 (199)	8.44 (257)	3066. (250)	19.05 (117)	80.95 (262)		
200	345	FRANKFURTER, CHEESE AND BACON	6.08 (171)	2.20 (222)	3421. (201)	8.67 (200)	8.81 (198)	3316. (198)	11.67 (178)	88.33 (201)		
201	247	COFFEE CAKE	5.78 (220)	2.27 (177)	3429. (200)	8.66 (201)	8.93 (177)	3329. (196)	11.44 (180)	88.56 (199)		
202	77	ANGEL FOOD CAKE	6.20 (151)	2.05 (280)	3721. (100)	8.65 (202)	8.63 (228)	3607. (095)	4.00 (279)	95.00 (101)		
203	98	ENCHILADAS	6.19 (158)	2.34 (142)	2644. (323)	8.65 (203)	9.08 (160)	2560. (320)	31.56 (057)	68.44 (322)		
204	120	PINEAPPLE SUNDAE	5.93 (194)	2.26 (183)	3338. (222)	8.64 (204)	9.16 (146)	3231. (214)	13.90 (158)	86.10 (221)		
205	82	VEAL PARMESAN	6.28 (139)	2.24 (194)	2600. (329)	8.62 (205)	8.51 (245)	2530. (327)	32.78 (050)	67.22 (329)		
206	90	FRUIT CUP	5.94 (190)	2.05 (279)	3220. (243)	8.61 (206)	8.63 (226)	3101. (244)	17.05 (134)	82.95 (245)		
207	83	PEACH SHORTCAKE	6.24 (143)	2.04 (285)	3097. (271)	8.60 (207)	8.39 (268)	2989. (269)	20.16 (108)	79.84 (271)		
208	280	BLACKBERRY PIE	6.04 (175)	2.27 (176)	3381. (209)	8.56 (208)	9.09 (158)	3281. (203)	12.84 (170)	87.16 (209)		
SEQ	ID	NAME	MEAN	ST DEV	N	MEAN	ST DEV	N	% NT	% HT		

SEQ	ID	NAME	MEDONICS			FREQUENCIES			PERCENT NEVER TRIED		PERCENT HAVE TRIED			
			MEAN	ST DEV	N	MEAN	ST DEV	N	MEAN	ST DEV	MEAN	ST DEV		
209	268	TOMATO SOUP	5.90 (195)	2.31 (160)	3666. (127)	8.53 (209)	8.75 (209)	3517. (134)	5.44 (252)	94.56 (127)				
210	22	FRIED RICE	5.85 (201)	2.43 (108)	3615. (145)	8.52 (210)	8.54 (242)	3451. (162)	6.78 (233)	93.22 (146)				
211	277	CHERRY UPSIDE DOWN CAKE	6.11 (163)	2.12 (256)	2950. (287)	8.51 (211)	8.92 (179)	2840. (290)	23.91 (391)	76.09 (288)				
212	129	FRIED OYSTERS	5.65 (246)	2.95 (104)	2895. (297)	8.48 (212)	9.44 (108)	2791. (298)	25.29 (480)	74.71 (299)				
213	165	SCALLOPED POTATOES	5.98 (185)	2.22 (203)	3571. (164)	8.46 (213)	8.29 (274)	3466. (153)	7.92 (215)	92.08 (164)				
214	153	GUACAMOLE DIP	5.60 (258)	2.61 (143)	1097. (375)	8.38 (214)	9.43 (113)	1078. (375)	71.61 (404)	28.39 (375)				
215	52	BUTTERED NOODLES	5.81 (214)	2.16 (239)	3513. (178)	8.37 (215)	7.96 (321)	3372. (187)	9.25 (204)	90.75 (175)				
216	189	MACARONI SALAD	5.83 (209)	2.32 (150)	3488. (183)	8.36 (216)	8.71 (213)	3377. (181)	15.03 (191)	84.97 (188)				
217	303	FISHWICH	6.00 (180)	2.25 (186)	2945. (290)	8.35 (217)	8.72 (212)	2847. (288)	24.06 (409)	75.94 (290)				
218	125	ROAST LAMB	5.64 (205)	2.48 (185)	3161. (257)	8.32 (218)	8.88 (185)	3068. (249)	18.45 (123)	81.55 (256)				
219	275	COLLARD GREENS	5.39 (279)	2.76 (115)	2214. (351)	8.29 (219)	9.55 (198)	2149. (351)	42.85 (327)	57.15 (352)				
220	26	JELLIED FRUIT SALAD	5.55 (265)	2.11 (260)	3399. (203)	8.29 (220)	8.26 (278)	3273. (204)	12.28 (176)	87.72 (203)				
221	156	BOSTON BAKED BEANS	6.12 (168)	2.12 (252)	3332. (224)	8.26 (221)	8.25 (281)	3231. (215)	14.04 (155)	85.96 (224)				
222	187	FROZEN GREEN BEANS	5.60 (256)	2.21 (210)	3661. (130)	8.26 (222)	8.09 (308)	3336. (194)	5.57 (250)	94.43 (129)				
223	295	ROAST VEAL	6.07 (172)	2.17 (234)	3384. (206)	8.26 (223)	8.41 (259)	3269. (205)	12.76 (172)	87.24 (207)				
224	257	CHOCOLATE CREAM CAKE	6.04 (175)	2.12 (248)	3305. (229)	8.24 (224)	8.70 (215)	3194. (225)	14.73 (149)	85.27 (230)				
SEQ	ID	NAME	MEAN	ST DEV	N	MEAN	ST DEV	N	MEAN	ST DEV	N	MEAN	ST DEV	N

SEQ	ID	NAME	MEDONICS			FREQUENCIES			PERCENT	
			MEAN	ST DEV	N	MEAN	ST DEV	N	NEVER TRIED	HAVE TRIED
225	255	LEMON CHIFFON PIE	6.02 (179)	2.18 (229)	3302. (231)	8.22 (225)	8.55 (223)	3186. (228)	18.87 (147)	85.13 (232)
226	6	ROAST TURKEY	6.96 (358)	1.83 (358)	3857. (401)	8.20 (226)	7.65 (347)	3624. (482)	.72 (378)	99.28 (401)
227	95	VANILLA WAFERS	5.81 (213)	1.98 (311)	3682. (122)	8.19 (227)	8.50 (249)	3552. (120)	5.03 (257)	94.97 (122)
228	354	NOT WHOLE WHEAT CEREAL	5.35 (232)	2.48 (483)	3183. (253)	8.18 (228)	9.29 (128)	3058. (253)	17.86 (126)	82.14 (253)
229	281	BLUE CHEESE DRESSING	4.93 (334)	2.82 (409)	2706. (313)	8.16 (229)	10.06 (462)	2614. (313)	30.17 (466)	69.83 (313)
230	41	BAKED FISH	5.71 (235)	2.40 (122)	3635. (139)	8.14 (230)	7.89 (330)	3488. (147)	6.39 (239)	93.61 (140)
231	66	PEACH PIE	6.00 (181)	2.12 (253)	3622. (144)	8.13 (231)	8.34 (268)	3494. (142)	6.63 (235)	93.37 (144)
232	309	COCONUT CREAM PUDDING	5.73 (232)	2.41 (115)	3353. (214)	8.06 (232)	8.87 (187)	3235. (213)	13.60 (164)	86.40 (215)
233	163	CHOCOLATE CAKE PUDDING	5.88 (196)	2.21 (214)	3067. (275)	8.05 (233)	8.63 (227)	2936. (276)	20.69 (104)	79.31 (275)
234	185	STRAWBERRY GELATIN	5.73 (230)	2.10 (262)	3095. (272)	8.03 (234)	8.51 (246)	3015. (265)	20.21 (106)	79.79 (273)
235	197	FRIED PIE (FRUIT)	5.67 (241)	2.25 (185)	2314. (348)	8.01 (235)	8.46 (253)	2261. (344)	40.13 (431)	59.87 (348)
236	299	HAN LOAF	5.94 (192)	2.12 (249)	3189. (251)	7.99 (236)	8.40 (261)	3086. (248)	17.70 (129)	82.30 (250)
237	67	SUGAR COOKIES	5.75 (226)	2.11 (259)	3654. (132)	7.98 (237)	8.36 (267)	3516. (135)	5.75 (246)	94.25 (133)
238	369	SLICED ORANGE SALAD	5.77 (224)	2.26 (180)	2863. (303)	7.96 (238)	8.70 (216)	2767. (300)	26.06 (476)	73.94 (303)
239	306	BOLOGNA SANDWICH	5.68 (240)	2.22 (201)	3785. (458)	7.96 (239)	8.36 (266)	3668. (457)	2.42 (323)	97.58 (455)
240	186	CANNED PEAS	5.55 (254)	2.19 (225)	3747. (479)	7.91 (240)	7.84 (335)	3612. (490)	3.60 (292)	96.40 (487)
SEQ	ID	NAME	MEAN	ST DEV	N	MEAN	ST DEV	N	% WT	% WT

SEQ	ID	NAME	HEDONICS			FREQUENCIES			PERCENT	
			MEAN	ST DEV	N	MEAN	ST DEV	N	NEVER TRIED	HAVE TRIED
241	221	CHEESECAKE	5.85 (202)	2.45 (098)	3239. (241)	7.90 (241)	8.81 (196)	3136. (239)	16.37 (138)	83.63 (241)
242	276	VANILLA CREAM PUDDING	5.86 (200)	2.07 (273)	3496. (187)	7.90 (242)	8.45 (255)	3394. (176)	9.87 (192)	90.13 (187)
243	173	GRILLED LAMB CHOPS	5.86 (199)	2.45 (095)	3169. (255)	7.89 (243)	8.54 (243)	3058. (255)	18.28 (124)	81.72 (255)
244	196	PLAIN MUFFINS	5.66 (244)	2.02 (294)	3473. (193)	7.89 (244)	8.10 (305)	3371. (188)	10.40 (186)	89.60 (190)
245	319	COCONUT CUSTARD PIE	5.74 (228)	2.40 (116)	3269. (236)	7.87 (245)	8.78 (202)	3133. (240)	15.86 (141)	84.14 (238)
246	337	CHERRY CAKE PUDDING	5.60 (255)	2.21 (209)	2669. (319)	7.84 (246)	8.69 (217)	2561. (319)	31.07 (060)	68.93 (319)
247	300	CHICKEN CACCIATORE	5.97 (187)	2.23 (198)	2582. (334)	7.82 (247)	8.47 (252)	2497. (332)	33.42 (045)	66.58 (334)
248	199	POUND CAKE	5.93 (193)	2.11 (261)	3587. (159)	7.78 (248)	8.34 (269)	3466. (152)	7.58 (220)	92.42 (159)
249	28	GINGERBREAD	5.74 (229)	2.10 (264)	3599. (154)	7.72 (249)	7.83 (336)	3437. (165)	7.00 (230)	93.00 (149)
250	278	CANNED PEAS	5.57 (262)	2.20 (218)	3708. (109)	7.72 (250)	7.90 (328)	3572. (114)	4.36 (271)	95.64 (109)
251	339	FUNISTRADA	5.01 (327)	2.44 (101)	600. (379)	7.72 (251)	8.87 (189)	574. (378)	84.47 (001)	15.53 (378)
252	89	TOMATO VEGETABLE NOODLE SOUP	5.59 (259)	2.26 (179)	3342. (218)	7.71 (252)	8.14 (295)	3196. (224)	13.91 (157)	86.09 (223)
253	263	CUCUMBER & ONION SALAD	5.35 (291)	2.66 (037)	2783. (309)	7.70 (253)	8.89 (182)	2681. (308)	28.14 (070)	71.86 (309)
254	214	MARBLE CAKE	5.97 (186)	2.84 (284)	3307. (228)	7.69 (254)	8.16 (292)	3180. (232)	14.72 (150)	85.28 (229)
255	74	BAKED TUNA & NOODLES	5.72 (234)	2.36 (131)	3433. (191)	7.66 (255)	8.12 (300)	3302. (199)	11.50 (179)	88.50 (200)
256	42	HOT REUBEN SANDWICH	5.49 (269)	2.41 (113)	1679. (369)	7.65 (256)	8.29 (273)	1618. (368)	56.51 (011)	43.49 (368)
SEQ	ID	NAME	MEAN	ST DEV	N	MEAN	ST DEV	N	% NT	% HT

SEQ	ID	NAME	HEDONICS			FREQUENCIES			PERCENT	
			MEAN	ST DEV	N	MEAN	ST DEV	N	NEVER TRIED	HAVE TRIED
257	342	SPARERIBS WITH SAUERKRAUT	5.74 (227)	2.52 (1067)	2993. (284)	7.64 (257)	8.68 (218)	2886. (282)	22.58 (096)	77.42 (283)
258	198	CORN FRITTERS	5.79 (217)	2.20 (223)	2488. (338)	7.62 (258)	8.24 (283)	2424. (337)	35.79 (041)	64.21 (338)
259	59	PORK CHOP SUEY	5.69 (238)	2.41 (114)	3010. (281)	7.61 (259)	8.31 (271)	2860. (286)	22.44 (098)	77.56 (281)
260	184	SUKIYAKI	5.83 (206)	2.52 (1069)	1996. (361)	7.56 (260)	8.61 (230)	1907. (361)	48.45 (018)	51.55 (361)
261	360	BUTTERSCOTCH PUDDING	5.62 (251)	2.38 (127)	3370. (211)	7.55 (261)	8.55 (239)	3250. (209)	13.17 (168)	86.83 (211)
262	284	SALMON	5.77 (223)	2.41 (112)	3506. (183)	7.55 (262)	8.49 (250)	3376. (183)	9.69 (195)	90.31 (184)
263	66	HOT PASTRAMI SANDWICH	5.82 (210)	2.27 (175)	2618. (327)	7.54 (263)	8.08 (309)	2540. (324)	32.30 (053)	67.70 (326)
264	91	SWEET POTATOES	5.55 (266)	2.55 (1063)	3760. (075)	7.53 (264)	8.26 (279)	3624. (081)	3.24 (300)	96.76 (079)
265	5	BARBECUED BEEF CUBES	6.13 (167)	2.00 (305)	3345. (217)	7.52 (265)	7.36 (363)	3101. (245)	13.45 (166)	86.55 (213)
266	148	SWEET & SOUR PORK	5.77 (221)	2.51 (1073)	2916. (296)	7.50 (266)	6.45 (256)	2827. (291)	24.83 (083)	75.17 (286)
267	238	BUTTERSCOTCH CREAM PIE	5.66 (245)	2.35 (140)	2760. (311)	7.50 (267)	8.54 (241)	2680. (309)	28.79 (068)	71.21 (311)
268	174	WHITE CAKE	5.83 (208)	2.05 (281)	3604. (153)	7.48 (268)	7.98 (318)	3475. (149)	7.16 (225)	92.84 (154)
269	269	PINEAPPLE CREAM PIE	5.60 (257)	2.29 (169)	2933. (293)	7.47 (269)	8.54 (244)	2786. (299)	24.21 (088)	75.79 (291)
270	112	SPINACH	5.05 (322)	2.75 (1018)	3591. (157)	7.46 (270)	8.51 (247)	3461. (157)	7.31 (223)	92.69 (156)
271	235	SALAMI SANDWICH	5.59 (260)	2.29 (163)	3537. (173)	7.46 (271)	8.14 (296)	3431. (166)	8.79 (206)	91.21 (173)
272	240	TURKEY RICE SOUP	5.60 (254)	2.23 (196)	2918. (294)	7.46 (272)	8.18 (289)	2817. (293)	24.72 (085)	75.28 (294)
SEQ	ID	NAME	MEAN	ST DEV	N	MEAN	ST DEV	N	% NT	% HT

SEQ	ID	NAME	HEDONICS			FREQUENCIES			PERCENT	
			MEAN	ST DEV	N	MEAN	ST DEV	N	NEVER TRIED	HAVE TRIED
273	330	BAKED TUNA & NOODLES	5.58 (261)	2.39 (125)	3358. (213)	7.44 (273)	8.46 (254)	3252. (208)	13.54 (165)	86.46 (214)
274	356	CLAM CHOWDER	5.47 (270)	2.72 (025)	2871. (301)	7.44 (274)	8.62 (229)	2767. (301)	25.93 (078)	74.07 (301)
275	78	HOT POTATO SALAD	5.50 (257)	2.36 (132)	3086. (274)	7.44 (275)	8.16 (291)	2975. (271)	25.36 (105)	79.64 (274)
276	243	SPICE CAKE	5.77 (222)	2.09 (266)	3291. (233)	7.41 (276)	8.03 (314)	3197. (223)	15.09 (146)	84.91 (233)
277	84	STUFFED GREEN PEPPERS	5.64 (249)	2.70 (028)	3394. (204)	7.41 (277)	8.39 (262)	3266. (206)	12.50 (174)	87.50 (205)
278	264	GIBLET STUFFING	5.84 (204)	2.40 (120)	2545. (335)	7.40 (278)	8.13 (297)	2449. (335)	34.27 (044)	65.73 (335)
279	313	COTTAGE CHEESE & FRUIT SALAD	5.04 (324)	2.66 (036)	3117. (265)	7.40 (279)	8.87 (190)	3019. (264)	19.46 (114)	80.54 (265)
280	270	BUTTERED PEAS & CARROTS	5.39 (278)	2.31 (157)	3575. (162)	7.39 (280)	8.02 (315)	3422. (168)	7.74 (216)	92.26 (163)
281	327	SWEET CHERRIES (CANNED)	5.64 (247)	2.31 (159)	3448. (197)	7.38 (281)	8.59 (234)	3218. (218)	11.04 (182)	88.96 (197)
282	122	BUTTERED CARROTS	5.23 (302)	2.40 (118)	3452. (196)	7.38 (282)	7.93 (326)	3327. (197)	10.99 (183)	89.01 (196)
283	207	FROZEN PEAS	5.38 (281)	2.37 (130)	3657. (131)	7.34 (283)	7.73 (343)	3524. (131)	5.70 (247)	94.30 (132)
284	108	RAISIN COOKIES	5.36 (289)	2.29 (168)	3553. (163)	7.34 (284)	8.12 (299)	3413. (172)	8.38 (209)	91.62 (170)
285	296	NUT COOKIES	5.57 (263)	2.17 (237)	3315. (226)	7.34 (285)	8.07 (310)	3192. (227)	14.55 (152)	85.45 (227)
286	244	ASPARAGUS	5.12 (317)	2.81 (010)	3253. (239)	7.33 (286)	8.76 (207)	3139. (237)	16.01 (139)	83.99 (240)
287	210	WALDORF SALAD	5.23 (301)	2.55 (064)	2495. (337)	7.30 (287)	8.56 (238)	2419. (338)	35.55 (042)	64.45 (337)
288	110	CABBAGE	5.30 (296)	2.57 (049)	3709. (105)	7.30 (288)	8.13 (298)	3585. (107)	4.43 (259)	95.57 (110)
SEQ	ID	NAME	MEAN	ST DEV	N	MEAN	ST DEV	N	%	NT

SEQ	ID	NAME	HEDONICS			FREQUENCIES			PERCENT	
			MEAN	ST DEV	N	MEAN	ST DEV	N	NEVER TRIED	HAVE TRIED
289	322	BEEF RICE SOUP	5.46 (272)	2.27 (178)	2945. (289)	7.26 (289)	8.00 (317)	2857. (287)	23.86 (1092)	76.14 (287)
290	283	CORN BREAD STUFFING	5.61 (253)	2.32 (153)	3012. (280)	7.24 (290)	8.27 (277)	2902. (277)	22.33 (1099)	77.67 (280)
291	60	LEMON COOKIES	5.46 (271)	2.10 (265)	3194. (243)	7.24 (291)	7.95 (324)	3064. (251)	17.77 (128)	82.23 (251)
292	38	SKINNED MILK	3.84 (377)	2.67 (135)	3300. (232)	7.22 (292)	10.62 (1027)	3132. (241)	14.68 (151)	85.32 (228)
293	191	FRIED OKRA	5.01 (328)	2.95 (1003)	2201. (353)	7.21 (293)	9.07 (164)	2142. (353)	42.99 (1025)	57.01 (354)
294	119	SWEET POTATO PIE	5.10 (319)	2.75 (1017)	2726. (312)	7.20 (294)	9.13 (151)	2635. (312)	29.62 (1067)	70.38 (312)
295	242	BUTTERED WAX BEANS	5.33 (295)	2.39 (123)	3044. (276)	7.16 (295)	7.95 (323)	2943. (275)	21.53 (1102)	78.47 (277)
296	317	BROCCOLI	5.19 (307)	2.76 (1016)	3108. (269)	7.16 (296)	8.43 (258)	2997. (267)	19.77 (110)	80.23 (269)
297	149	RICE PILAF	5.33 (294)	2.45 (1100)	1232. (373)	7.15 (297)	8.30 (272)	1201. (373)	68.17 (1006)	31.83 (373)
298	271	PORK NOCKS	5.25 (300)	2.56 (1053)	2205. (352)	7.14 (298)	8.66 (221)	2123. (354)	42.71 (1028)	57.29 (351)
299	116	BEAN SOUP	5.27 (297)	2.43 (1061)	3364. (212)	7.12 (299)	8.11 (303)	3246. (210)	13.19 (167)	86.81 (212)
300	113	CREAM OF MUSHROOM SOUP	5.11 (318)	2.74 (1019)	3214. (246)	7.12 (300)	8.57 (236)	3089. (246)	17.08 (133)	82.92 (246)
301	212	MOLASSES COOKIES	5.37 (286)	2.28 (1172)	2686. (314)	7.10 (301)	8.19 (288)	2591. (315)	30.70 (1065)	69.30 (314)
302	145	FRIJOLE SALAD	5.27 (299)	2.42 (1091)	1132. (374)	7.08 (302)	8.50 (248)	1104. (374)	70.76 (1005)	29.24 (374)
303	143	PEANUT BUTTER CAKE	5.41 (276)	2.44 (104)	2624. (326)	7.07 (303)	8.21 (287)	2529. (328)	32.35 (1052)	67.65 (327)
304	181	BUTTERSCOTCH BROWNIES	5.36 (287)	2.29 (170)	2597. (331)	7.01 (304)	8.22 (285)	2520. (329)	33.02 (1048)	66.98 (331)
SEQ	ID	NAME	MEAN	ST DEV	N	MEAN	ST DEV	N	% NT	% HT

SEQ	ID	NAME	HEDONICS			FREQUENCIES			PERCENT	
			MEAN	ST DEV	N	MEAN	ST DEV	N	NEVER TRIED	HAVE TRIED
305	65	SCRAPPLE	5.08 (320)	2.53 (066)	1281. (372)	7.00 (305)	8.66 (222)	1245. (371)	66.81 (007)	33.19 (372)
306	266	BUTTERED BERNAL	4.67 (356)	2.45 (097)	773. (376)	7.00 (306)	8.60 (233)	758. (376)	79.96 (003)	20.04 (376)
307	367	APRICOTS (CANNED)	5.19 (308)	2.48 (082)	3473. (192)	6.99 (307)	8.38 (265)	3343. (191)	10.40 (189)	89.60 (191)
308	169	FRUIT FLAVORED YOGURT	4.71 (352)	2.83 (008)	2190. (355)	6.89 (308)	9.10 (152)	2107. (355)	43.37 (024)	56.63 (355)
309	96	STUFFED CABBAGE	5.37 (285)	2.68 (030)	3012. (279)	6.89 (309)	8.21 (286)	2890. (280)	22.23 (100)	77.77 (279)
310	127	CREAM OF POTATO SOUP	5.21 (304)	2.51 (071)	3149. (258)	6.88 (310)	8.09 (307)	3025. (263)	18.65 (120)	81.35 (259)
311	350	PINEAPPLE PIE	5.36 (288)	2.35 (135)	3165. (256)	6.88 (311)	8.39 (263)	3044. (258)	18.47 (122)	81.53 (257)
312	70	YELLOW CAKE	5.61 (252)	1.97 (137)	3291. (234)	6.87 (312)	7.27 (366)	3147. (234)	15.31 (145)	84.69 (234)
313	50	SIMMERED SAUERKRAUT	5.14 (313)	2.65 (039)	3147. (260)	6.86 (313)	7.87 (333)	3001. (266)	18.68 (119)	81.32 (260)
314	292	BEEF BARLEY SOUP	5.41 (275)	2.32 (151)	2384. (343)	6.84 (314)	8.14 (294)	2292. (341)	34.49 (035)	61.51 (344)
315	20	CREAMED FROZEN PEAS	4.92 (335)	2.41 (111)	3383. (207)	6.83 (315)	7.53 (352)	3184. (230)	12.70 (173)	87.30 (206)
316	58	CHITTERLINGS	4.67 (355)	3.03 (001)	1817. (365)	6.79 (316)	9.45 (107)	1737. (365)	53.06 (014)	46.94 (365)
317	4	CHILI MACARONI	5.06 (198)	2.09 (267)	3202. (249)	6.79 (317)	6.81 (375)	2965. (272)	17.18 (131)	82.82 (248)
318	329	GARDEN COTTAGE CHEESE SALAD	4.96 (332)	2.71 (026)	2683. (315)	6.74 (318)	8.60 (231)	2564. (318)	30.85 (063)	69.15 (316)
319	352	BANANA SALAD	5.40 (277)	2.28 (173)	2339. (347)	6.73 (319)	8.17 (290)	2244. (347)	39.51 (032)	60.49 (347)
320	67	RICE PUDDING	5.21 (303)	2.52 (068)	3339. (221)	6.73 (320)	8.01 (316)	3214. (220)	13.83 (160)	86.17 (219)
SEQ	ID	NAME	MEAN	ST DEV	N	MEAN	ST DEV	N	% MT	% MT

SEQ	ID	NAME	MEDONICS			FREQUENCIES			PERCENT	
			MEAN	ST DEV	N	MEAN	ST DEV	N	NEVER TRIED	HAVE TRIED
321	326	CRANBERRY JUICE	4.94 (333)	2.47 (089)	3266. (237)	6.73 (321)	8.64 (225)	3144. (235)	15.67 (143)	84.33 (236)
322	232	COCONUT RAISIN COOKIES	5.12 (316)	2.35 (136)	2938. (291)	6.61 (322)	7.97 (320)	2842. (289)	24.24 (086)	75.76 (293)
323	12	TURNIP GREENS	4.79 (346)	2.73 (022)	3042. (277)	6.60 (323)	8.11 (304)	2868. (285)	21.42 (103)	78.58 (276)
324	305	PLUMS (CANNED)	5.13 (315)	2.43 (105)	3389. (205)	6.58 (324)	8.32 (270)	3261. (207)	12.47 (175)	87.53 (204)
325	273	PICKLED PIGS' FEET	4.79 (345)	2.94 (005)	2398. (340)	6.58 (325)	9.08 (161)	2281. (342)	37.91 (039)	62.09 (340)
326	208	BRUSSELS SPROUTS	5.02 (326)	2.67 (032)	3171. (254)	6.57 (326)	7.96 (322)	3042. (259)	18.15 (125)	81.85 (254)
327	166	MUSTARD GREENS	4.87 (338)	2.68 (031)	2397. (341)	6.56 (327)	8.40 (260)	2309. (340)	38.11 (038)	61.89 (341)
328	135	REFRIED BEANS	5.17 (310)	2.67 (034)	2668. (319)	6.55 (328)	8.10 (308)	2570. (316)	31.25 (058)	68.75 (321)
329	335	CREOLE SOUP	4.99 (330)	2.47 (090)	1748. (367)	6.55 (329)	8.12 (302)	1689. (367)	54.77 (012)	45.23 (367)
330	114	SAVORY BREAD STUFFING	5.42 (274)	2.33 (148)	2597. (330)	6.54 (330)	7.33 (364)	2506. (331)	33.00 (049)	67.00 (330)
331	351	MINISTRONE SOUP	5.27 (298)	2.34 (144)	2349. (346)	6.54 (331)	7.92 (327)	2265. (343)	39.32 (033)	60.68 (346)
332	64	CORNERD BEEF HASH	5.16 (312)	2.45 (093)	3507. (180)	6.51 (332)	7.67 (345)	3343. (192)	9.71 (194)	90.29 (185)
333	100	SOUR CREAM DRESSING	4.68 (354)	2.73 (020)	2864. (302)	6.49 (333)	8.65 (224)	2755. (302)	26.05 (077)	73.95 (302)
334	71	FRUIT BARS	5.14 (314)	2.12 (254)	2947. (288)	6.47 (334)	7.74 (341)	2803. (294)	24.05 (090)	75.95 (289)
335	76	SAUSAGE STUFFING	5.17 (309)	2.33 (149)	2168. (357)	6.44 (335)	7.59 (349)	2088. (357)	43.89 (023)	56.11 (356)
336	36	GRILLED BOLOGNA	5.01 (329)	2.34 (141)	3544. (171)	6.39 (336)	7.44 (359)	3375. (185)	8.66 (208)	91.34 (171)

SEQ ID NAME MEAN ST DEV N MEAN ST DEV N % NT \$ NT

SEQ	ID	NAME	MEDONICS			FREQUENCIES			PERCENT	
			MEAN	ST DEV	N	MEAN	ST DEV	N	NEVER TRIED	HAVE TRIED
337	358	BREAD PUDDING	5.20 (305)	2.48 (084)	3107. (269)	6.39 (337)	8.12 (301)	2986. (4270)	19.74 (111)	80.26 (268)
336	237	CORN CHOWDER	5.07 (321)	2.40 (117)	2164. (359)	6.37 (338)	7.93 (325)	2099. (356)	44.08 (021)	55.92 (358)
339	23	CORNERD BEEF	5.19 (306)	2.45 (099)	3709. (106)	6.34 (339)	7.38 (362)	3516. (136)	4.41 (270)	95.59 (109)
340	97	SAUERBRATEN	5.38 (282)	2.49 (078)	1526. (370)	6.30 (340)	7.89 (329)	1478. (370)	60.45 (009)	39.55 (370)
341	35	FROZEN LIMA BEANS	4.69 (353)	2.56 (052)	3506. (182)	6.27 (341)	7.49 (355)	3336. (195)	9.59 (198)	90.41 (181)
342	161	BUTTERED SUCCOTASH	5.04 (323)	2.51 (072)	2168. (356)	6.27 (342)	7.70 (344)	2085. (358)	43.94 (022)	56.06 (357)
343	63	FISH CHOWDER	5.03 (325)	2.49 (076)	2447. (339)	6.22 (343)	7.51 (354)	2344. (339)	36.67 (040)	63.13 (339)
344	218	CANNED LIMA BEANS	4.86 (339)	2.56 (057)	3551. (170)	6.19 (344)	7.55 (350)	3417. (170)	8.24 (211)	91.76 (168)
345	267	FRIED EGGPLANT	4.86 (340)	2.78 (012)	2199. (354)	6.17 (345)	8.24 (282)	2143. (352)	42.90 (026)	57.10 (353)
346	11	NUT BARS	5.16 (311)	2.05 (277)	2836. (304)	6.16 (346)	6.97 (373)	2652. (311)	26.78 (075)	73.22 (304)
347	355	BUTTERED CAULIFLOWER	4.84 (344)	2.78 (011)	2937. (292)	6.14 (347)	7.98 (319)	2822. (292)	24.23 (087)	75.77 (292)
348	183	STEWED TOMATOES	4.91 (336)	2.60 (047)	3303. (230)	6.13 (348)	7.75 (339)	3183. (231)	14.78 (148)	85.22 (231)
349	137	BRAISED TRAKE	4.41 (362)	2.47 (091)	678. (377)	6.13 (349)	8.28 (275)	584. (377)	82.39 (002)	17.61 (377)
350	178	BOILED NAVY BEANS	4.99 (331)	2.59 (046)	3094. (273)	6.12 (350)	7.53 (351)	2960. (273)	20.20 (107)	79.80 (272)
351	265	PINEAPPLE CHEESE SALAD	4.89 (337)	2.47 (088)	2077. (359)	6.08 (351)	7.84 (334)	2009. (359)	46.32 (020)	53.68 (359)
352	123	LOW-CALORIE SODA	3.85 (375)	2.56 (055)	3184. (252)	6.08 (352)	9.35 (120)	3032. (261)	17.81 (127)	82.19 (252)
SEQ	ID	NAME	MEAN	ST DEV	N	MEAN	ST DEV	N	% NT	% HT

SEQ	ID	NAME	HEDONICS				FREQUENCIES				PERCENT		PERCENT	
			MEAN	ST DEV	N		MEAN	ST DEV	N		NEVER TRIED	HAVE TRIED	NEVER TRIED	HAVE TRIED
353	341	BUTTERED ZUCCHINI SQUASH	4.76 (349)	2.72 (024)	1890. (363)	6.04 (353)	8.03 (313)	1821. (362)	51.07 (016)	48.93 (363)				
354	162	FRIED CABBAGE	4.85 (343)	2.73 (021)	2666. (320)	6.00 (354)	7.80 (337)	2555. (322)	30.93 (061)	69.07 (318)				
355	2	VEALBURGER	5.72 (233)	1.96 (320)	3148. (259)	5.99 (355)	6.17 (378)	2893. (278)	18.61 (121)	81.39 (258)				
356	27	APRICOT PIE	4.77 (348)	2.31 (156)	2893. (299)	5.80 (356)	7.15 (370)	2747. (303)	25.09 (082)	74.91 (297)				
357	47	SPLIT PEA SOUP	4.58 (358)	2.57 (051)	3249. (240)	5.75 (357)	7.22 (369)	3109. (242)	16.00 (140)	84.00 (239)				
358	126	BUTTERMILK	3.69 (378)	2.83 (007)	3213. (247)	5.75 (358)	9.06 (167)	3058. (254)	17.00 (135)	83.00 (244)				
359	251	ONION SOUP	4.76 (350)	2.60 (044)	3003. (282)	5.71 (359)	7.66 (346)	2887. (281)	22.50 (097)	77.50 (282)				
360	357	JELLIED VEGETABLE SALAD	4.78 (347)	2.35 (139)	2846. (322)	5.67 (360)	7.47 (356)	2531. (326)	31.73 (056)	68.27 (323)				
361	18	BRAISED LIVER WITH ONIONS	4.64 (357)	2.98 (002)	3517. (175)	5.66 (361)	7.45 (358)	3293. (200)	9.31 (202)	90.69 (177)				
362	359	HARVARD BEETS	4.75 (351)	2.55 (061)	2632. (324)	5.56 (362)	7.52 (353)	2518. (330)	32.09 (055)	67.91 (324)				
363	195	PICKLED BEET & ONION SALAD	4.47 (361)	2.64 (040)	2273. (350)	5.47 (363)	7.76 (338)	2197. (350)	41.30 (029)	58.70 (350)				
364	93	CARROT, RAISIN & CELERY SALAD	4.38 (364)	2.49 (079)	2811. (307)	5.40 (364)	7.61 (348)	2699. (306)	27.51 (071)	72.49 (308)				
365	25	EGG DROP SOUP	4.52 (359)	2.67 (033)	1323. (371)	5.30 (365)	7.46 (357)	1240. (372)	65.77 (008)	34.23 (371)				
366	136	BAKED BEAN SANDWICH	4.39 (363)	2.57 (050)	1789. (366)	5.30 (366)	7.75 (340)	1711. (366)	53.84 (013)	46.16 (366)				
367	331	RAISIN PIE	4.49 (360)	2.38 (128)	2676. (317)	5.12 (367)	7.44 (360)	2568. (317)	30.91 (062)	69.09 (317)				
368	14	BOILED PIGS' FEET	4.32 (366)	2.92 (006)	2380. (344)	5.01 (368)	7.74 (342)	2227. (348)	38.25 (037)	61.75 (342)				
SEQ	ID	NAME	MEAN	ST DEV	N	MEAN	ST DEV	N	% NT	% HT				

SEQ	ID	NAME	MEDONICS			FREQUENCIES			PERCENT	
			MEAN	ST DEV	N	MEAN	ST DEV	N	NEVER TRIED	HAVE TRIED
369	75	BAKED YELLOW SQUASH	4.31 (367)	2.73 (023)	2769. (310)	4.97 (369)	7.25 (368)	2657. (310)	28.47 (069)	71.53 (310)
370	79	FRENCH FRIED CAULIFLOWER	4.28 (370)	2.69 (029)	2357. (345)	4.97 (370)	7.15 (371)	2258. (345)	39.05 (034)	60.95 (345)
371	250	CREAMED ONIONS	4.29 (369)	2.64 (041)	2308. (349)	4.90 (371)	7.43 (361)	2221. (349)	40.38 (030)	59.62 (349)
372	362	PRUNE JUICE	4.06 (372)	2.55 (060)	3271. (235)	4.85 (372)	7.89 (332)	3148. (233)	15.54 (144)	84.46 (235)
373	282	FIGS (CANNED)	4.33 (355)	2.49 (075)	2591. (332)	4.83 (373)	7.25 (367)	2486. (333)	33.07 (047)	66.93 (332)
374	180	KIDNEY BEAN SALAD	4.29 (368)	2.55 (059)	2524. (336)	4.74 (374)	7.06 (372)	2430. (336)	34.88 (043)	65.12 (336)
375	323	STEWED PRUNES (CANNED)	4.08 (371)	2.56 (056)	2660. (321)	4.62 (375)	7.28 (365)	2545. (323)	31.19 (059)	68.82 (320)
376	24	FRENCH FRIED CARROTS	4.03 (373)	2.35 (138)	1916. (362)	4.61 (376)	6.66 (377)	1807. (364)	50.38 (017)	49.62 (362)
377	21	MASHED RUTABAGAS (TURNIP)	3.93 (374)	2.62 (042)	2389. (342)	4.35 (377)	6.68 (376)	2251. (345)	38.32 (036)	61.68 (343)
378	94	FRIED PARSNIPS	3.85 (375)	2.49 (081)	1572. (369)	4.10 (378)	6.88 (374)	1503. (369)	59.44 (010)	40.56 (369)

RESULTS

Armed Forces Food Preferences. Table 2 presents the rank ordering of the 378 foods on both hedonic and preferred frequency of serving scales. Interestingly, milk products occupy the best and least liked ends of the hedonic scale list, milk being most preferred and skimmed milk and buttermilk being the two least preferred items. On the frequency scale list, milk is number one but three vegetable products occupy the last three places.

The least familiar items, i.e. those with the highest percentage of "never tried" responses were the three nonsense items, funistrada (84%), braised trade (82%), and buttered ermal (80%). From 16 to 20 percent of the sample did respond to one of these three fictitious word names listed at different places within the survey (places 339, 137, and 266, respectively). From the first to the tenth food item of the "never tried" ranked list, the percentage "never tried" drops from 84% to 59% and by item number twenty, the percentage falls to 46%. (For the sake of space, this list is not included in the report, but individual items may be looked up in Table 2). Thus, the vast majority of the 378 foods were responded to by a majority of the survey sample. The relationship between preference and familiarity is evident from the high correlations between hedonic score and the percentage who have tried an item (Pearson product-moment correlation, $r=0.73$), and between preferred frequency score and the percentage who have tried an item ($r=0.75$). Both relatively high values indicate that familiar items are well liked; i.e. the more people have tried an item, the higher the average preference scores tend to be on both scales.

In Figure 1(pp 55-57) there are several large food groups shown. Initially, all 378 foods were ranked and divided into four parts (ranks 1-94, 95-188, 189-282, and 283-378). Each histogram represents the percent of foods in each group which falls in each of the four quartiles. It is possible, due to the popularity of individual foods, for all foods in a group to be in a single quartile or spread across the entire range. In the case of groups with small numbers of food items, such as salads, the percentages may be slightly misleading. The 72% hedonic value in quartile 1 represents only 10 items. It can, nonetheless, be strongly stated that the salads in this survey are popular. For entrées, 111 of the total 378 foods, 49 or 44% ranked in the first 94 (the first quartile) on the hedonic scale, 22% (25) in the second quartile, 24% (27) in the third, and 9% (10) in the last or bottom quartile. The resulting histogram shows that while some items do fall in the "least preferred" or 4th quartile, the data is skewed toward the lower, more preferred ranks. On the frequency scale, the distribution of entrées is flatter, showing that entrées are rated more highly on the hedonic scale than the frequency scale. Phrased differently, the list of foods "we" like a lot contains a smaller percentage of entrées. This difference can be clarified by the fact that the two scales are not highly correlated. Even with the change in test design, (as compared with the survey in Meiselman et al., 1972) placing the two scales in close proximity to one another, the correlation was only $r=0.56$.

Figure 1.

Quartile Distribution Of Food Item Ranks

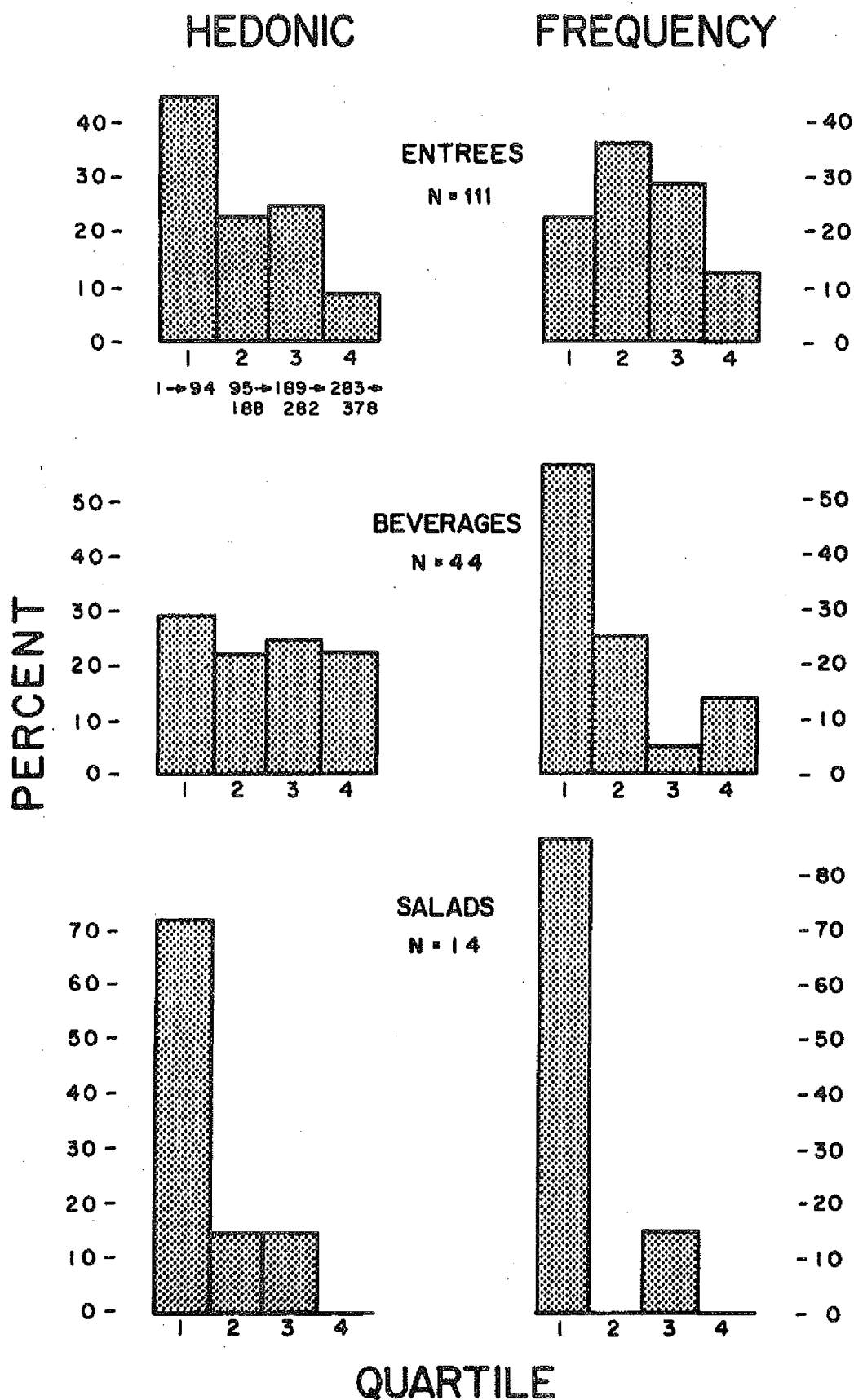


Figure 1. (cont'd)

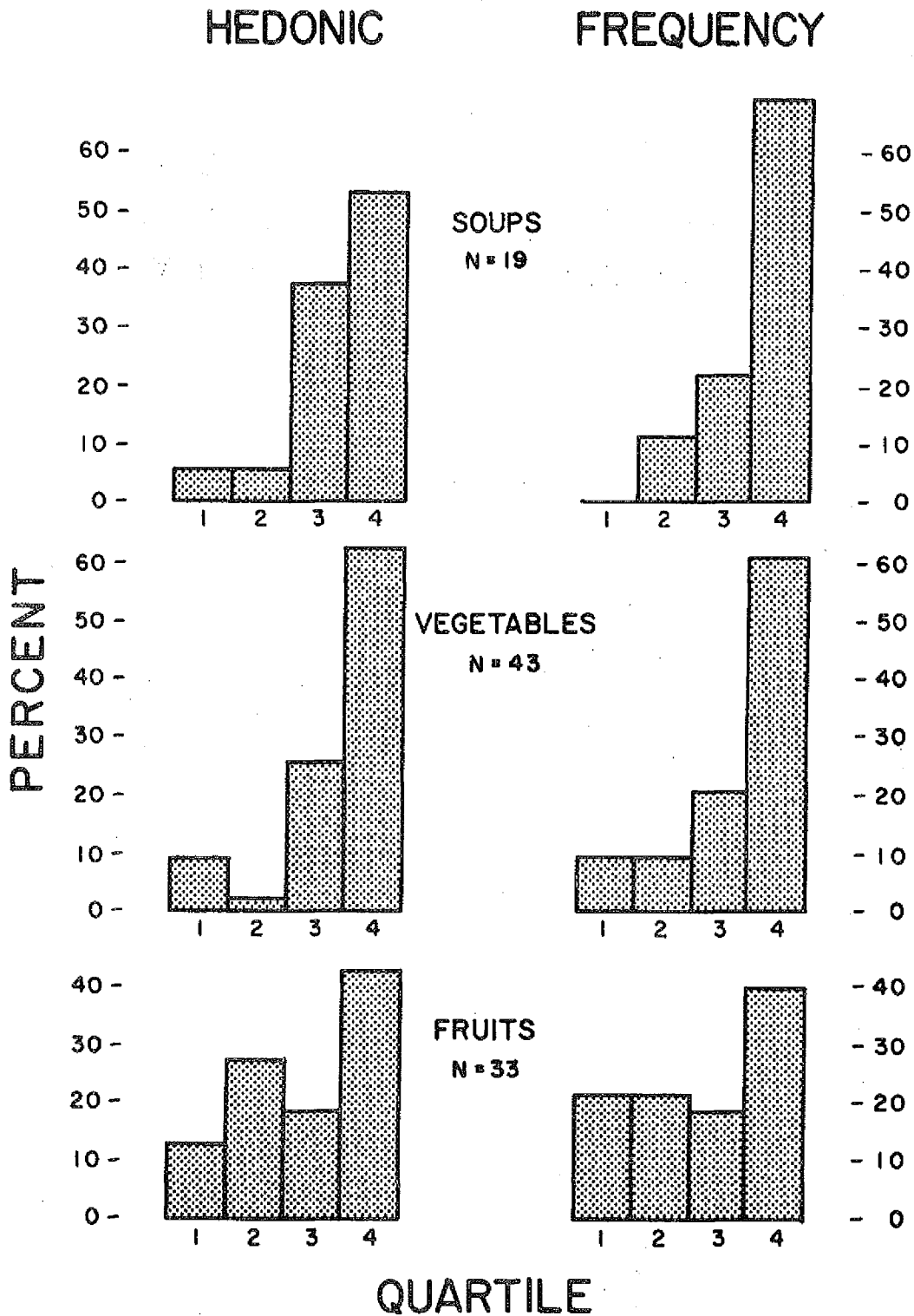
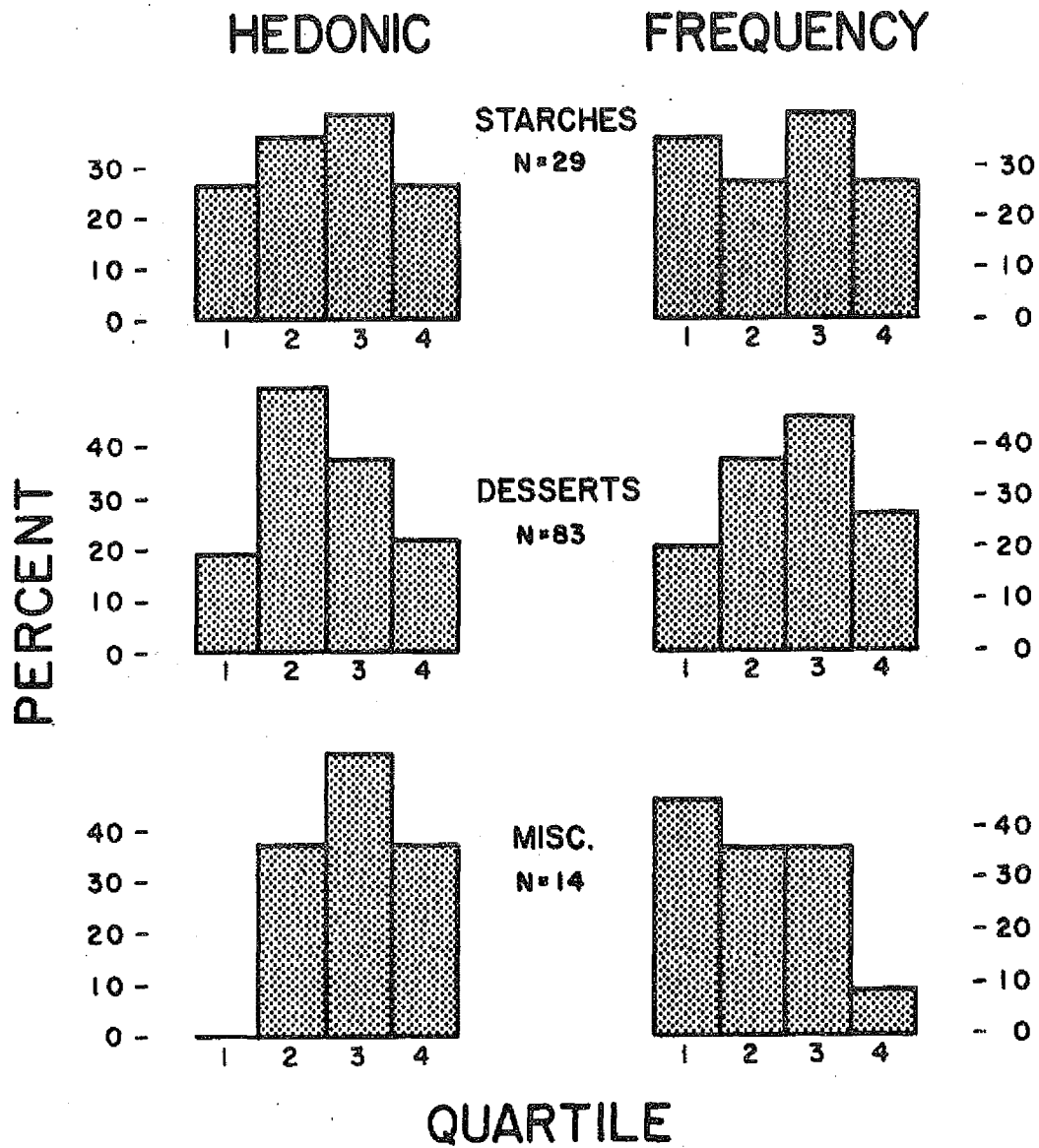


Figure 1. (cont'd)



The distributions of salads show many popular items with no items in the lowest quartile. Beverages show a flat distribution for hedonic ranks but skewed toward the higher preference in the frequency ranks. Soups and vegetables show distributions sharply skewed toward the lower quartiles, i.e. most soups and vegetables are not well liked. Fruits are also skewed lower but not as dramatically. Starches show relatively flat distributions, indicating that these items are distributed across all portions of the preference ratings; there are popular as well as unpopular items. The dessert food group, often viewed as composed of very high preference items, contains many items which do not fit that description. An inspection of the rankings for both hedonic and frequency will verify this.

The data on individual food items arranged within food classes (Table 3) permit many interesting and worthwhile comparisons. Several will be made here to emphasize particular points. The class of appetizers has relatively low preference ratings and therefore would not perform the role of the appetizer in traditional food service well, i.e. a highly acceptable beginning of the meal. Soups also show overall low preference; only two soups score in the top 200 ranked items on the frequency scale and three in the top 200 ranked on the hedonic scale. Many soups are ranked in the bottom 100 items, and the mean ranking for the food class on both measures is near 300th out of 378. Soups continue to receive low preference ratings (see Meiselman et al., 1972).

Beverages show a wide variety of preference patterns. Within fruit and vegetable juices, orange, apple and grape flavors are preferred, with grapefruit, pineapple, tomato, and vegetable falling lower, and cranberry and prune juices falling extremely low. Iced tea and lemonade are also very popular cold drinks, while hot chocolate, hot tea, and fresh coffee are popular hot drinks. The milk products group contains many very popular items (milk, milk shake) but the milk products related to dieting are unpopular (fruit flavored yogurt, skimmed milk). Similarly, low calorie soda is the lowest ranking carbonated beverage, and one of the lowest ranking of all foods on both scales. Cola is by far the most popular along with orange and root beer. Overall, few beverages rank within the bottom 100 foods, which is surprising for such a large food class. Beverages are quite high on the frequency scale. Repeated servings of the same beverages appear to be appropriate. The high reported preference for beer is believed to be related to its lack of availability within the system. When beer was made available on an experimental basis in a vending machine, consumption in a military dining facility did not approach the level predicted by the preference data.

Overall, breakfast items contain many highly preferred foods. Cold cereal is the most highly preferred cereal compared with several hot forms. Griddle cake products (french toast, waffle, griddle cakes) are all more popular than cereals. Eggs and breakfast meats are very popular with several exceptions (scrapple, grilled bologna). A breakfast of orange juice, bacon, eggs to order, and doughnuts is an extremely high preference meal. Unfortunately, breakfast is the least attended of all meals (Branch et al., 1974 a,b).

Table 3

The food items are grouped by thirty-three food classes which are arranged in the sequence in which a meal is customarily served (appetizers first and desserts last). The data displayed in this table include the arithmetic mean, standard deviation, and N (number of subjects) for both the frequency scale data and the hedonic scale data. In addition, the percents never tried and tried for each food are shown. These values give an indication of the familiarity of the food items. The numbers in parentheses represent the rank of each value (immediately above) in relation to all 377 other values in each column.

SER	ID	NAME	HEDONICS			FREQUENCIES			PERCENT			
			MEAN	ST DEV	N	MEAN	ST DEV	N	NEVER TRIED	WAVE TRIED		
1	6	APPETIZERS										
1	353	FRUIT COCKTAIL (CANNED)	6.43 (111)	2.08 (270)	3746. (082)	10.42 (108)	9.48 (103)	3638. (073)	3.30 (293)	96.70 (080)		
2	90	FRUIT CUP	5.94 (190)	2.05 (279)	3220. (243)	8.61 (206)	8.63 (226)	3101. (284)	17.05 (134)	82.95 (245)		
3	153	GUACAMOLE DIF	5.00 (253)	2.61 (043)	1097. (375)	8.38 (214)	9.43 (113)	1078. (375)	71.61 (004)	28.39 (375)		
4	19	TOMATO JUICE	5.70 (237)	2.00 (046)	3745. (095)	11.87 (060)	10.61 (029)	3564. (115)	3.40 (297)	96.60 (082)		
5	340	TOMATO JUICE	5.84 (203)	2.56 (058)	3707. (103)	11.38 (074)	10.66 (025)	3592. (105)	4.16 (276)	95.84 (103)		
6	101	VEGETABLE JUICE	5.27 (234)	2.51 (070)	3193. (250)	9.30 (164)	10.04 (064)	3087. (247)	17.56 (130)	82.44 (249)		

SEQ	ID	NAME	HEDONICS			FREQUENCIES			PERCENT			
			MEAN	ST DEV	N	MEAN	ST DEV	N	NEVER TRIED	HAVE TRIED		
2	18	SOUPS										
1	116	BEAN SOUP	5.27 (297)	2.43 (106)	3364. (212)	7.12 (299)	8.11 (303)	3246. (210)	13.19 (167)	86.81 (212)		
2	292	BEEF BARLEY SOUP	5.41 (275)	2.32 (151)	2384. (343)	6.84 (314)	8.14 (294)	2292. (341)	38.49 (035)	61.51 (344)		
3	322	BEEF RICE SOUP	5.46 (272)	2.27 (178)	2945. (289)	7.26 (289)	8.00 (317)	2857. (287)	23.86 (092)	76.14 (287)		
4	258	CHICKEN NOODLE SOUP	6.57 (090)	1.98 (312)	3772. (067)	10.25 (117)	9.05 (169)	3661. (062)	2.76 (311)	97.24 (068)		
5	356	CLAM CROWDER	5.47 (270)	2.72 (025)	2871. (301)	7.44 (274)	8.62 (229)	2767. (301)	25.93 (078)	74.07 (301)		
5	237	CORN CROWDER	5.07 (321)	2.40 (117)	2164. (358)	6.37 (338)	7.93 (325)	2099. (356)	44.08 (021)	55.92 (358)		
7	113	CREAM OF MUSHROOM SOUP	5.11 (318)	2.74 (019)	3214. (246)	7.12 (300)	8.57 (236)	3089. (246)	17.08 (133)	82.92 (246)		
8	127	CREAM OF POTATO SOUP	5.21 (304)	2.51 (071)	3149. (258)	6.88 (310)	8.09 (307)	3025. (263)	18.65 (120)	81.35 (259)		
9	335	CREOLE SOUP	4.99 (330)	2.47 (090)	1749. (367)	6.55 (329)	8.12 (302)	1689. (367)	54.77 (012)	45.23 (367)		
10	25	EGG DROP SOUP	4.52 (359)	2.87 (033)	1323. (371)	5.30 (365)	7.46 (357)	1240. (372)	65.77 (008)	34.23 (371)		
11	63	FISH CROWDER	5.03 (325)	2.49 (076)	2447. (339)	6.22 (343)	7.51 (354)	2344. (339)	35.87 (040)	64.13 (339)		
12	351	MINESTRONE SOUP	5.27 (298)	2.34 (144)	2343. (346)	6.54 (331)	7.92 (327)	2265. (343)	39.32 (033)	60.68 (346)		
13	251	ONION SOUP	4.76 (350)	2.60 (044)	3003. (282)	5.71 (359)	7.66 (346)	2887. (281)	22.50 (097)	77.50 (282)		
14	47	SPLIT PEA SOUP	4.58 (358)	2.57 (051)	3249. (240)	5.75 (357)	7.22 (369)	3109. (242)	16.00 (140)	84.00 (239)		
15	268	TOMATO SOUP	5.90 (195)	2.31 (160)	3666. (127)	8.53 (209)	8.75 (209)	3517. (134)	5.44 (252)	94.56 (127)		
15	89	TOMATO VEGETABLE NOODLE SOUP	5.59 (259)	2.26 (179)	3342. (218)	7.71 (252)	8.14 (295)	3196. (224)	13.91 (157)	86.09 (223)		
17	240	TURKEY RICE SOUP	5.60 (254)	2.23 (196)	2919. (294)	7.46 (272)	8.18 (289)	2817. (293)	24.72 (085)	75.28 (294)		
18	168	VEGETABLE SOUP	5.16 (161)	2.07 (271)	3732. (093)	9.23 (167)	8.58 (235)	3605. (096)	3.79 (289)	96.21 (096)		

SER	ID	NAME	HEDONICS			FREQUENCIES			PERCENT NEVER TRIED	PERCENT HAVE TRIED
			MEAN	ST DEV	N	MEAN	ST DEV	N		
3	12	FRUIT AND VEGETABLE JUICES *****								
1	30	APPLE JUICE	6.19 (153)	2.29 (167)	3731. (095)	12.19 (051)	10.39 (102)	3584. (108)	3.77 (286)	96.23 (093)
2	326	CRANBERRY JUICE	4.94 (333)	2.47 (099)	3266. (237)	6.73 (321)	8.64 (225)	3144. (235)	15.67 (143)	84.33 (236)
3	10	GRAPE JUICE	6.3E (12E)	2.20 (220)	3784. (060)	13.54 (025)	10.74 (018)	3593. (104)	2.42 (322)	97.58 (057)
4	272	GRAPEFRUIT JUICE	5.79 (216)	2.54 (085)	3699. (113)	11.20 (081)	10.85 (013)	3540. (125)	4.29 (274)	95.71 (105)
5	128	GRAPEFRUIT-ORANGE JUICE	6.23 (144)	2.41 (110)	3633. (180)	13.54 (026)	11.28 (006)	3514. (137)	6.39 (238)	93.61 (141)
6	182	GRAPEFRUIT-PINEAPPLF JUICE	5.73 (211)	2.48 (086)	3556. (168)	10.76 (096)	10.62 (028)	3455. (160)	8.35 (210)	91.65 (169)
7	375	ORANGE JUICE	7.50 (035)	1.76 (373)	3848. (004)	19.02 (005)	10.69 (023)	3750. (002)	.62 (376)	99.38 (003)
8	318	PINEAPPLE JUICE	5.81 (212)	2.40 (121)	3706. (110)	9.96 (125)	10.11 (059)	3582. (109)	4.51 (267)	95.49 (112)
9	362	PRUNE JUICE	4.6E (372)	2.55 (060)	3271. (235)	4.85 (372)	7.89 (332)	3148. (233)	15.54 (144)	84.46 (235)
10	19	TOMATO JUICE	5.70 (237)	2.60 (046)	3745. (085)	11.87 (060)	10.61 (029)	3564. (115)	3.40 (297)	96.60 (082)
11	340	TOMATO JUICE	5.64 (203)	2.56 (059)	3707. (103)	11.38 (074)	10.66 (025)	3592. (105)	4.16 (276)	95.84 (103)
12	101	VEGETABLE JUICE	5.27 (284)	2.51 (070)	3193. (250)	9.30 (164)	10.04 (064)	3087. (247)	17.56 (130)	82.44 (249)

SEQ	ID	NAME	HEDONICS			FREQUENCIES			PERCENT	
			MEAN	ST DEV	N	MEAN	ST DEV	N	NEVER TRIED	HAVE TRIED
4	8	FRUIT DRINKS AND ICED TEA *****	5.67 (242)	2.35 (137)	3654. (129)	9.53 (150)	10.06 (061)	3536. (127)	5.54 (251)	94.46 (128)
1	373	CHERRY-FLAVORED DRINK	6.18 (157)	2.10 (263)	3732. (092)	10.69 (099)	9.95 (069)	3610. (092)	3.64 (290)	96.36 (089)
2	332	FRUIT PUNCH	6.05 (174)	2.29 (165)	3745. (086)	10.96 (089)	10.22 (056)	3634. (075)	3.43 (296)	96.57 (063)
4	312	GRAPE LEMONADE	5.87 (243)	2.36 (133)	2917. (295)	9.37 (160)	9.89 (073)	2802. (295)	24.82 (084)	75.18 (295)
5	249	ICED TEA	6.91 (040)	2.33 (145)	3775. (064)	16.87 (009)	11.38 (004)	3667. (058)	2.58 (317)	97.42 (062)
6	187	LEMONADE	6.81 (054)	1.94 (326)	3811. (035)	13.64 (023)	10.28 (052)	3716. (025)	1.83 (340)	98.17 (039)
7	118	LIME-FLAVORED DRINK	5.38 (280)	2.32 (154)	3514. (177)	8.70 (198)	9.45 (106)	3403. (173)	9.36 (201)	90.64 (178)
8	314	ORANGE-FLAVORED DRINK	6.19 (155)	2.16 (238)	3754. (078)	11.35 (077)	10.35 (044)	3646. (070)	3.15 (301)	96.85 (076)

2

SEQ	ID	NAME	HEDONICS			FREQUENCIES			PERCENT	
			MEAN	ST DEV	N	MEAN	ST DEV	N	NEVER TRIED	HAVE TRIED
5	5	HOT BEVERAGES *****	4.65 (341)	2.65 (038)	2890. (300)	9.47 (152)	10.96 (009)	2800. (296)	25.44 (079)	74.56 (300)
1	231	FREEZE-DRIED COFFEE	6.43 (112)	2.70 (027)	3731. (094)	19.24 (004)	12.39 (001)	3621. (084)	3.84 (282)	96.16 (097)
2	150	FRESH COFFEE	6.76 (059)	1.99 (308)	3797. (045)	13.13 (033)	10.45 (039)	3428. (167)	1.96 (336)	98.04 (043)
4	378	INSTANT COFFEE	4.85 (342)	2.77 (014)	3572. (163)	9.82 (134)	11.29 (005)	3437. (164)	7.72 (217)	92.28 (162)
5	3	TEA	6.50 (099)	2.37 (129)	3746. (081)	16.74 (010)	11.88 (003)	3545. (123)	2.93 (307)	97.07 (072)

SEQ ID	NAME	HEDONICS		FREQUENCIES		PERCENT			
		MEAN	ST DEV	N	MEAN	ST DEV	N	NEVER TRIED	HAVE TRIED
6	9 MILK PRODUCTS *****								
1	126 BUTTERMILK	3.69 (378)	2.93 (177)	3213. (247)	5.75 (358)	9.06 (167)	3058. (254)	17.00 (135)	83.00 (244)
2	202 CHOCOLATE MILK	6.87 (146)	2.03 (208)	3822. (128)	16.15 (112)	11.27 (107)	3725. (114)	1.57 (349)	98.43 (130)
3	169 FRUIT FLAVORED YOGURT	4.71 (252)	2.83 (178)	2190. (355)	6.89 (308)	9.10 (152)	2107. (355)	43.37 (124)	56.63 (355)
4	49 ICE CREAM	7.38 (191)	1.79 (369)	2820. (130)	17.56 (106)	10.48 (136)	3713. (126)	1.44 (353)	98.56 (126)
5	241 MILK	7.93 (111)	1.74 (378)	3337. (111)	24.59 (101)	9.55 (197)	3770. (101)	1.03 (371)	98.97 (108)
6	139 MILK SHAKE	7.38 (111)	1.75 (372)	3812. (132)	14.73 (116)	10.53 (132)	3723. (116)	1.79 (346)	98.22 (133)
7	211 MILK SHAKE	7.19 (111)	1.98 (347)	3925. (126)	14.31 (119)	10.66 (126)	3742. (106)	1.44 (355)	98.56 (124)
8	38 SKIMMED MILK	3.94 (277)	2.57 (135)	3300. (232)	7.22 (292)	10.62 (127)	3132. (241)	14.68 (151)	85.32 (228)
9	335 SOFT SERVE ICE CREAM	6.71 (119)	2.04 (283)	3685. (121)	12.93 (137)	10.31 (149)	3563. (116)	4.93 (260)	95.07 (119)

SEQ ID	NAME	HEDONICS			FREQUENCIES			PERCENT	
		MEAN	ST DEV	N	MEAN	ST DEV	N	NEVER TRIED	HAVE TRIED
7	9 CARBONATED BEVERAGES								
1	279 CHERRY SODA	5.92 (211)	2.29 (164)	3645. (137)	9.95 (126)	10.29 (051)	3530. (130)	5.76 (245)	94.24 (134)
2	124 COLA	6.90 (156)	2.06 (275)	3825. (024)	16.72 (111)	11.15 (008)	3700. (037)	1.54 (351)	98.46 (028)
3	209 GINGERALE	5.99 (182)	2.28 (171)	2650. (135)	10.72 (098)	10.34 (046)	3534. (129)	5.78 (244)	94.22 (135)
4	307 GRAPE SODA	5.95 (189)	2.31 (158)	3757. (077)	10.82 (093)	10.54 (131)	3649. (068)	3.05 (303)	96.95 (076)
5	105 LEMON-LIME SODA	5.79 (219)	2.29 (162)	3604. (150)	11.35 (076)	10.71 (021)	3496. (141)	7.07 (226)	92.93 (153)
6	123 LOW-CALORIE SODA	3.85 (375)	2.55 (055)	3194. (252)	6.08 (252)	9.35 (120)	3032. (261)	17.81 (127)	82.19 (252)
7	131 ORANGE SODA	6.22 (148)	2.12 (246)	3811. (034)	12.34 (047)	10.71 (020)	3705. (030)	1.78 (345)	98.22 (035)
8	48 PEPPER SODA	5.37 (287)	2.55 (062)	1835. (364)	10.77 (095)	10.67 (011)	1818. (363)	51.08 (015)	48.92 (364)
9	346 ROOT BEER	6.42 (114)	2.23 (195)	3789. (051)	12.59 (042)	10.95 (010)	3677. (050)	2.14 (333)	97.86 (046)

SEQ ID	NAME	HEDONICS			FREQUENCIES			PERCENT	
		MEAN	ST DEV	N	MEAN	ST DEV	N	NEVER TRIED	HAVE TRIED
9	1 BEER								
1	105 BEER	7.26 (114)	2.45 (096)	3811. (033)	19.76 (003)	12.05 (002)	3719. (022)	1.78 (344)	98.22 (034)

SEQ	ID	NAME	HEDONICS			FREQUENCIES			PERCENT			
			MEAN	ST DEV	N	MEAN	ST DEV	N	NEVER TRIED	PERCENT WAVE TRIED		
9	9	40T BREADS, AND DOUGHNUTS *****										
1	9	BAKING-POWDER BISCUITS	6.21 (149)	2.25 (189)	3415. (202)	11.20 (080)	9.75 (079)	3242. (212)	11.92 (177)	88.08 (202)		
2	7	BLUEBERRY MUFFINS	6.51 (096)	2.17 (231)	3563. (167)	10.57 (103)	9.06 (165)	3401. (175)	8.05 (212)	91.95 (167)		
3	247	COFFEE CAKE	5.78 (220)	2.27 (177)	3429. (200)	8.66 (201)	8.93 (177)	3329. (196)	11.44 (180)	88.56 (199)		
4	301	CORNBREAD	6.30 (135)	2.25 (182)	3709. (107)	10.12 (121)	9.48 (104)	3619. (085)	4.33 (272)	95.67 (107)		
5	297	DANISH PASTRY	6.40 (117)	2.04 (286)	3504. (185)	10.22 (118)	9.30 (127)	3415. (171)	9.62 (197)	90.38 (182)		
5	364	DOUGHNUTS	6.85 (048)	1.85 (355)	3929. (020)	13.51 (027)	10.26 (055)	3726. (013)	1.31 (361)	98.69 (018)		
7	92	ENGLISH MUFFINS	6.42 (112)	2.00 (302)	3471. (194)	10.98 (091)	9.39 (117)	3375. (184)	10.63 (185)	89.37 (194)		
8	196	PLAIN MUFFINS	5.66 (244)	2.02 (294)	3473. (193)	7.99 (244)	8.10 (305)	3371. (188)	10.40 (188)	89.60 (190)		
9	111	SWEET ROLLS	6.58 (082)	1.85 (344)	3770. (071)	12.02 (055)	9.54 (099)	3673. (056)	2.94 (306)	97.06 (073)		

88

SEQ	ID	NAME	HEDONICS			FREQUENCIES			PERCENT			
			MEAN	ST DEV	N	MEAN	ST DEV	N	NEVER TRIED	PERCENT WAVE TRIED		
10	4	BREAKFAST CEREALS *****										
1	321	COLD CEREAL	6.06 (172)	2.25 (188)	3730. (096)	12.54 (043)	10.80 (016)	3633. (076)	3.72 (287)	96.28 (092)		
2	372	ADMONY BRITS	5.76 (290)	2.79 (013)	2812. (305)	9.02 (181)	10.28 (053)	2730. (304)	27.21 (074)	72.79 (305)		
3	224	40T OATMEAL	5.64 (248)	2.46 (092)	2713. (104)	9.57 (147)	9.73 (081)	3575. (112)	4.21 (275)	95.79 (104)		
4	354	40T WHOLE WHEAT CEREAL	5.25 (292)	2.43 (083)	3193. (253)	8.18 (228)	9.29 (128)	3058. (253)	17.86 (126)	82.14 (253)		

SER	ID	NAME	HEDONICS			FREQUENCIES			PERCENT	
			MEAN	ST DEV	N	MEAN	ST DEV	N	NEVER TRIED	HAVE TRIED
11	3	GRIDDLE CAKES	6.53 (095)	2.81 (235)	3809. (033)	12.45 (045)	9.72 (082)	3688. (044)	1.78 (342)	98.22 (037)
1	43	FRENCH TOAST	6.40 (119)	2.05 (278)	3129. (264)	11.14 (084)	9.60 (090)	3050. (257)	19.21 (115)	80.79 (263)
3	286	WAFFLES	6.54 (093)	2.00 (303)	3760. (076)	11.16 (083)	9.44 (109)	3658. (084)	3.14 (302)	96.86 (077)

SER	ID	NAME	HEDONICS			FREQUENCIES			PERCENT	
			MEAN	ST DEV	N	MEAN	ST DEV	N	NEVER TRIED	HAVE TRIED
12	2	EGGS	7.51 (003)	1.82 (361)	3791. (049)	21.02 (002)	10.46 (037)	3720. (021)	2.32 (329)	97.68 (050)
1	176	EGGS TO ORDER	6.44 (110)	2.22 (202)	3476. (190)	12.11 (054)	10.15 (058)	3383. (178)	10.41 (187)	89.59 (192)

SER	ID	NAME	HEDONICS			FREQUENCIES			PERCENT	
			MEAN	ST DEV	N	MEAN	ST DEV	N	NEVER TRIED	HAVE TRIED
13	10	BREAKFAST MEATS	7.33 (011)	1.79 (365)	3826. (023)	17.29 (007)	10.54 (032)	3749. (003)	1.34 (358)	98.66 (021)
1	304	BACON	6.93 (038)	1.95 (321)	3116. (267)	13.04 (036)	10.38 (043)	3057. (256)	19.55 (113)	80.45 (266)
3	344	CREAMED CHIPPED BEEF	5.87 (207)	2.48 (087)	3227. (242)	8.97 (182)	9.31 (126)	3106. (243)	16.64 (137)	83.36 (242)
4	239	CREAMED GROUND BEEF	5.75 (225)	2.45 (034)	2971. (286)	9.20 (170)	9.50 (101)	2880. (283)	23.39 (093)	76.61 (286)
5	36	GRILLED BOLCNA	5.01 (329)	2.34 (141)	3544. (171)	6.39 (336)	7.44 (359)	3375. (185)	8.66 (208)	91.34 (171)
6	134	HAM	7.08 (023)	1.84 (357)	3841. (009)	11.50 (072)	9.24 (134)	3723. (017)	1.06 (370)	98.94 (009)
7	227	HAM	6.89 (045)	1.87 (345)	3625. (025)	11.04 (087)	9.22 (137)	3683. (047)	1.49 (352)	98.51 (027)
8	39	PORK SAUSAGE PATTIES	6.22 (132)	2.18 (227)	3625. (145)	11.60 (067)	9.55 (096)	3490. (146)	6.48 (237)	93.52 (142)
9	31	SAUSAGE LINKS	6.71 (068)	2.00 (304)	3784. (061)	13.69 (022)	9.65 (085)	3654. (066)	2.60 (318)	97.40 (063)
10	65	SCRAPPLE	5.08 (320)	2.53 (066)	1291. (372)	7.00 (305)	8.66 (222)	1245. (371)	66.01 (027)	33.99 (372)

SEQ	ID	NAME	HEDONICS			FREQUENCIES			PERCENT	
			MEAN	ST DEV	N	MEAN	ST DEV	N	NEVER TRIED	HAVE TRIED
14	12	FISH AND SEAFOOD								
1	41	BAKED FISH	5.71 (235)	2.40 (122)	3635. (139)	8.14 (230)	7.89 (330)	3488. (147)	6.39 (239)	97.61 (140)
2	74	BAKED TUNA & NOODLES	5.72 (234)	2.36 (131)	3433. (199)	7.66 (255)	8.12 (300)	3302. (199)	11.50 (179)	88.50 (200)
3	330	BAKED TUNA & NOODLES	5.58 (261)	2.39 (125)	3358. (213)	7.44 (273)	8.46 (254)	3252. (208)	13.54 (165)	86.46 (214)
4	69	FRENCH FRIED FISH STICKS	6.35 (127)	2.14 (243)	3690. (120)	9.13 (175)	8.60 (232)	3548. (121)	4.97 (259)	95.03 (121)
5	104	FRENCH FRIED SCALLOPS	6.20 (152)	2.49 (108)	3093. (271)	9.28 (165)	9.05 (168)	2995. (268)	20.11 (109)	79.89 (270)
6	167	FRENCH FRIED SHRIMP	7.13 (201)	2.23 (197)	3604. (151)	11.98 (257)	9.98 (267)	3521. (132)	7.04 (227)	92.96 (152)
7	320	FRIED FISH	6.39 (121)	2.27 (174)	3785. (297)	9.41 (157)	8.87 (188)	3661. (263)	2.47 (320)	97.53 (105)
8	129	FRIED OYSTERS	5.45 (240)	2.95 (104)	2895. (297)	8.48 (212)	9.44 (108)	2791. (298)	25.29 (180)	74.71 (299)
9	215	LOBSTER	6.91 (141)	2.56 (105)	3219. (245)	11.37 (107)	10.72 (191)	3142. (236)	16.87 (136)	83.13 (243)
10	284	SALMON	5.77 (222)	2.41 (112)	3506. (183)	7.55 (262)	8.49 (250)	3376. (183)	9.69 (135)	90.31 (184)
11	290	SEAFOOD PLATTER	6.75 (161)	2.34 (143)	3474. (191)	10.30 (115)	9.56 (194)	3383. (179)	10.37 (190)	89.63 (189)
12	45	SHRIMP CREOLE	6.28 (178)	2.44 (103)	2912. (306)	9.64 (142)	9.23 (135)	2690. (307)	27.47 (107)	72.53 (306)

SEQ	ID	NAME	HEDONICS			FREQUENCIES			PERCENT			
			MEAN	ST DEV	N	MEAN	ST DEV	N	NEVER TRIED	HAVE TRIED		
15	32	MEATS										
1	328	BAKED CHICKEN	6.74 (.05)	1.99 (.31)	3904 (.041)	10.27 (.116)	9.16 (.144)	3702 (.035)	1.88 (.339)	98.12 (.040)		
2	215	BAKED HAM	6.82 (.05)	1.91 (.33)	3833 (.016)	10.39 (.111)	8.90 (.18)	3719 (.024)	1.26 (.365)	98.74 (.014)		
3	289	BAKED STUFFED PORK CHOPS	6.59 (.08)	2.04 (.28)	3345 (.216)	9.36 (.161)	8.86 (.191)	3243 (.211)	13.61 (.163)	86.39 (.216)		
4	5	BARBECUED BEEF CUBES	6.12 (.17)	2.00 (.30)	3345 (.217)	7.52 (.265)	7.36 (.363)	3101 (.245)	13.45 (.166)	86.55 (.213)		
5	262	BARBECUED SPARERIBS	6.84 (.05)	2.17 (.23)	3701 (.112)	10.51 (.105)	9.60 (.089)	3596 (.102)	4.56 (.265)	95.44 (.114)		
6	14	BOILED PIGS' FEET	4.32 (.00)	2.92 (.00)	2390 (.344)	5.01 (.368)	7.74 (.342)	2227 (.348)	38.25 (.037)	61.75 (.342)		
7	18	BRAISED LIVER WITH ONIONS	4.64 (.07)	2.98 (.00)	3517 (.175)	5.66 (.361)	7.45 (.258)	3293 (.200)	9.31 (.202)	90.69 (.177)		
8	57	BREADED VEAL STEAKS	6.41 (.11)	2.12 (.25)	3615 (.146)	9.69 (.139)	8.55 (.240)	3493 (.143)	6.66 (.234)	93.34 (.145)		
9	58	CATTERLINGS	4.67 (.05)	3.03 (.00)	1817 (.365)	6.79 (.316)	9.45 (.107)	1737 (.365)	53.06 (.014)	46.94 (.365)		
10	23	CORNER BEEF	5.19 (.08)	2.45 (.09)	3703 (.106)	6.34 (.339)	7.38 (.362)	3516 (.136)	4.41 (.270)	95.59 (.109)		
11	68	FRIED CHICKEN	7.38 (.08)	1.79 (.36)	3834 (.013)	12.32 (.049)	9.44 (.110)	3727 (.012)	1.34 (.360)	98.66 (.019)		
12	254	GRILLED HAM	6.75 (.00)	1.90 (.38)	3773 (.065)	10.41 (.109)	9.08 (.162)	3652 (.067)	2.76 (.312)	97.24 (.067)		
13	173	GRILLED LAMB CHOPS	5.86 (.19)	2.45 (.09)	3153 (.255)	7.89 (.243)	8.54 (.243)	3058 (.255)	18.28 (.124)	81.72 (.255)		
14	15	GRILLED MINUTE STEAK	6.80 (.05)	1.78 (.36)	3651 (.134)	10.55 (.104)	8.15 (.293)	3459 (.159)	5.80 (.243)	94.20 (.136)		
15	348	GRILLED STEAK	7.76 (.00)	1.61 (.37)	3810 (.038)	14.42 (.018)	10.10 (.06)	3697 (.039)	1.73 (.347)	98.27 (.032)		
16	256	HOT ROAST BEEF SANDWICH W GRAVY	6.94 (.03)	1.88 (.34)	3799 (.053)	10.68 (.100)	9.06 (.16)	3674 (.054)	2.37 (.326)	97.63 (.053)		

SEQ	ID	NAME	HEDONICS				FREQUENCIES				PERCENT NEVER TRIED		PERCENT HAVE TRIED				
			MEAN	ST DEV	N		MEAN	ST DEV	N								
15	32	MEATS															
17	16	HOT TURKEY SANDWICH WITH GRAVY	6.91 (042)	1.89 (342)	3831. (018)	9.86 (131)	8.26 (280)	3663. (061)	1.34 (359)	98.66 (020)							
18	188	ITALIAN SAUSAGE	6.59 (083)	2.03 (290)	3117. (266)	10.22 (119)	9.27 (132)	3031. (262)	19.60 (112)	80.40 (267)							
19	194	PEPPER STEAK	6.59 (094)	2.00 (305)	3146. (261)	9.61 (144)	8.96 (175)	3059. (252)	18.75 (118)	81.25 (261)							
20	273	PICKLED FIGS • FEET	4.79 (345)	2.94 (005)	2398. (340)	6.58 (325)	9.08 (161)	2281. (342)	37.91 (039)	62.09 (340)							
21	85	POLISH SAUSAGE	6.22 (148)	2.20 (219)	3325. (225)	8.70 (197)	8.78 (203)	3200. (222)	14.28 (154)	85.72 (225)							
22	271	FORK HOCKS	5.25 (230)	2.56 (053)	2205. (352)	7.14 (298)	8.66 (221)	2123. (354)	42.71 (028)	57.29 (351)							
23	192	POT ROAST	6.87 (074)	1.80 (352)	3764. (072)	9.75 (136)	8.56 (237)	3677. (051)	2.99 (305)	97.01 (074)							
24	203	ROAST BEEF	7.04 (026)	1.94 (329)	3810. (036)	11.54 (071)	9.24 (133)	3722. (019)	1.80 (341)	98.20 (036)							
25	125	ROAST LAMB	5.84 (205)	2.48 (085)	3161. (257)	8.32 (218)	8.88 (185)	3068. (249)	18.45 (123)	81.55 (256)							
26	157	ROAST FORK	6.49 (102)	2.01 (296)	3770. (070)	9.25 (166)	8.47 (251)	3648. (069)	2.81 (309)	97.19 (070)							
27	6	ROAST TURKEY	6.96 (035)	1.83 (358)	3857. (001)	8.20 (226)	7.65 (347)	3624. (082)	.72 (378)	99.28 (001)							
28	295	ROAST VEAL	6.17 (172)	2.17 (234)	3384. (205)	8.26 (223)	8.41 (259)	3269. (205)	12.76 (172)	87.24 (207)							
29	97	SAUERBRATEN	5.38 (292)	2.49 (078)	1526. (370)	6.30 (340)	7.89 (329)	1478. (370)	60.45 (009)	39.55 (370)							
30	342	SPARERIBS WITH SAUERKRAUT	5.74 (227)	2.52 (067)	2993. (284)	7.64 (257)	8.68 (218)	2886. (282)	22.58 (096)	77.42 (283)							
31	54	SWISS STEAK	6.84 (037)	1.90 (337)	3746. (094)	11.12 (085)	9.00 (172)	3615. (087)	3.38 (298)	96.62 (081)							
32	82	VEAL PARMESAN	6.28 (139)	2.24 (194)	2600. (329)	8.62 (205)	8.51 (245)	2530. (327)	32.78 (050)	67.22 (329)							

SEQ	ID	NAME	HEDONICS			FREQUENCIES			PERCENT	
			MEAN	ST DEV	N	MEAN	ST DEV	N	NEVER TRIED	HAVE TRIED
16	28	STENS AND EXTENDED MEATS *****								
1	74	BAKED TUNA S NOODLES	5.72 (224)	2.36 (131)	3433 (199)	7.66 (255)	8.12 (300)	3302 (199)	11.50 (179)	88.50 (200)
2	330	BAKED TUNA S NOODLES	5.58 (261)	2.39 (125)	3358 (213)	7.44 (273)	8.46 (254)	3252 (208)	13.54 (165)	86.46 (214)
3	152	BEEF STEW	6.68 (072)	1.86 (348)	3795 (059)	10.08 (122)	8.77 (204)	3663 (060)	2.42 (324)	97.58 (056)
4	190	BEEF STROGANOFF	6.33 (151)	2.01 (297)	3136 (262)	8.70 (199)	8.44 (257)	3066 (250)	19.05 (117)	80.95 (262)
5	300	CHICKEN CACCIATORE	5.97 (187)	2.23 (198)	2582 (234)	7.32 (247)	8.47 (252)	2497 (332)	33.42 (045)	66.58 (334)
6	159	CHILI CON CARNE	6.54 (092)	2.17 (236)	3497 (186)	9.41 (156)	8.81 (197)	3372 (186)	9.87 (193)	90.13 (106)
7	4	CHILI MACARONI	5.86 (190)	2.09 (267)	3202 (248)	6.79 (317)	6.81 (375)	2965 (272)	17.18 (131)	82.82 (248)
8	64	CORNED BEEF HASH	5.16 (212)	2.45 (093)	3507 (180)	6.51 (332)	7.67 (345)	3343 (192)	9.71 (194)	90.29 (185)
9	98	ENCHILADAS	6.19 (154)	2.34 (142)	2644 (323)	8.65 (203)	9.08 (160)	2560 (320)	31.56 (057)	68.44 (322)
10	299	HAM LOAF	5.94 (192)	2.12 (249)	3199 (251)	7.99 (236)	8.40 (261)	3086 (248)	17.70 (129)	82.30 (250)
11	61	LASAGNA	6.61 (081)	2.21 (208)	3378 (209)	9.51 (151)	8.95 (176)	3285 (202)	12.78 (171)	87.22 (208)
12	361	LASAGNA	6.73 (060)	2.20 (221)	3372 (210)	10.15 (120)	9.58 (092)	3287 (201)	13.03 (169)	86.97 (210)
13	226	MEAT LOAF	6.69 (072)	1.93 (331)	3840 (009)	3.94 (128)	8.84 (193)	3724 (015)	1.11 (369)	98.89 (010)
14	44	PIZZA	7.04 (027)	1.97 (315)	3636 (012)	11.64 (066)	9.27 (131)	3704 (031)	1.18 (367)	98.82 (012)
15	250	PIZZA	7.10 (022)	1.95 (323)	3852 (003)	12.01 (056)	9.72 (083)	3719 (023)	.85 (375)	99.15 (004)

2

SEG	ID	NAME	HEDONICS			FREQUENCIES			PERCENT MEYER TRIED	PERCENT HAVE TRIED
			MEAN	ST DEV	N	MEAN	ST DEV	N		
16	28	STEMS AND EXTENDED MEATS *****	5.69 (253)	2.41 (114)	2016 (231)	7.61 (259)	8.21 (271)	2860 (286)	22.44 (098)	77.56 (281)
17	59	PORK CHOP SUEY	6.45 (137)	2.12 (251)	2596 (155)	9.33 (162)	8.79 (199)	3491 (145)	7.20 (224)	92.80 (155)
18	72	RAVIOLI	6.72 (667)	1.92 (332)	2727 (937)	10.07 (123)	9.01 (171)	3611 (991)	3.77 (285)	96.23 (094)
19	160	SALISBURY STEAK	6.28 (178)	2.44 (103)	2812 (306)	9.84 (142)	9.23 (136)	2690 (307)	27.47 (073)	72.53 (306)
20	45	SHRIMP CREOLE	7.27 (912)	1.62 (362)	2826 (922)	11.74 (963)	9.43 (112)	3736 (909)	1.44 (356)	98.56 (923)
21	133	SPACHETTI WITH MEAT SAUCE	7.27 (912)	1.77 (371)	2819 (921)	11.70 (964)	9.59 (991)	3695 (942)	1.65 (348)	98.35 (931)
22	252	SPACHETTI WITH MEATBALLS	5.27 (285)	2.63 (130)	2612 (273)	6.89 (309)	8.21 (286)	2890 (280)	22.23 (100)	77.77 (279)
23	96	STUFFED CABBAGE	5.64 (249)	2.70 (928)	2394 (204)	7.41 (277)	8.29 (262)	3266 (206)	12.50 (174)	87.50 (205)
24	84	STUFFED GREEN PEPPERS	5.82 (276)	2.52 (969)	1996 (361)	7.56 (260)	8.61 (230)	1947 (351)	48.45 (018)	51.55 (361)
25	184	SUKIYAKI	6.58 (327)	1.94 (527)	2967 (285)	9.57 (143)	8.75 (208)	2891 (279)	23.04 (094)	76.96 (285)
26	142	SWEDISH MEATBALLS	5.77 (221)	2.51 (973)	2916 (236)	7.51 (266)	8.45 (256)	2827 (291)	24.83 (063)	75.17 (296)
27	148	SWEET & SOUR PORK	6.28 (156)	2.19 (224)	2621 (142)	8.88 (163)	8.76 (200)	3508 (140)	6.22 (240)	93.78 (139)
28	247	TURKEY POT PIE	5.72 (232)	1.90 (520)	2148 (253)	5.99 (255)	6.17 (378)	2893 (278)	18.61 (121)	81.39 (258)
28	2	VEALBURGER								

SEQ	ID	NAME	HEDONICS			FREQUENCIES			PERCENT	
			MEAN	ST DEV	N	MEAN	ST DEV	N	NEVER TRIED	HAVE TRIED
17	27	SHORT ORDER, SANDWICHES *****	7.24 (015)	1.86 (350)	3787. (055)	12.47 (044)	9.79 (077)	3696. (040)	2.32 (328)	97.68 (051)
1	360	BACON, LETTUCE & TOMATO SAND	4.79 (363)	2.57 (050)	1789. (366)	5.30 (366)	7.75 (340)	1711. (366)	53.84 (013)	46.16 (366)
2	136	BAKED BEAN SANDWICH	5.68 (240)	2.22 (201)	3785. (058)	7.96 (239)	8.36 (266)	3668. (057)	2.42 (323)	97.58 (055)
3	306	BOLOGNA SANDWICH	6.27 (142)	2.25 (184)	2013. (360)	9.17 (172)	9.09 (159)	1963. (360)	47.84 (019)	52.16 (360)
4	146	BURRITOS	7.00 (032)	1.81 (363)	3846. (005)	12.44 (046)	9.19 (142)	3723. (018)	.93 (374)	99.07 (005)
5	29	CHEESEBURGER	6.14 (165)	2.21 (215)	3591. (159)	8.73 (195)	8.70 (214)	3477. (148)	7.57 (221)	92.43 (158)
6	302	EGG SALAD SANDWICH	6.00 (180)	2.25 (186)	2945. (290)	8.35 (217)	8.72 (212)	2847. (288)	24.06 (089)	75.94 (290)
7	303	FISHWICH	6.08 (171)	2.20 (222)	3421. (201)	8.67 (200)	8.81 (198)	3316. (198)	11.67 (178)	88.33 (201)
8	345	FRANKFURTER, CHEESE AND BACON	6.27 (141)	1.98 (314)	3762. (074)	9.33 (163)	8.68 (219)	3674. (055)	3.04 (304)	96.96 (075)
9	311	FRANKFURTERS	6.70 (070)	1.96 (318)	3833. (015)	10.90 (090)	9.17 (143)	3731. (010)	1.29 (363)	98.71 (016)
10	225	GRILLED CHEESE SANDWICH	6.84 (052)	1.95 (325)	3791. (043)	11.02 (088)	9.23 (135)	3701. (036)	2.37 (327)	97.63 (052)
11	193	GRILLED HAM & CHEESE SANDWICH	6.77 (057)	1.85 (354)	3824. (027)	10.38 (112)	8.87 (186)	3699. (038)	1.57 (350)	98.43 (029)
12	172	HAM SANDWICH	6.92 (039)	1.77 (370)	3842. (007)	11.90 (058)	9.16 (147)	3738. (008)	1.03 (372)	98.97 (007)
13	62	HAMBURGER	5.82 (210)	2.27 (175)	2618. (327)	7.54 (263)	8.08 (309)	2540. (324)	32.30 (053)	67.70 (326)
14	66	HOT PASTRAMI SANDWICH								

SEQ	ID	NAME	HEDONICS			FREQUENCIES			PERCENT NEVER TRIED	PERCENT HAVE TRIED
			MEAN	ST DEV	N	MEAN	ST DEV	N		
17	27	SHORT ORDER SANDWICHES *****	5.49 (289)	2.41 (113)	1673 (368)	7.65 (256)	8.29 (273)	1618 (368)	56.51 (111)	43.49 (368)
15	42	HOT REUSE SANDWICH	6.14 (160)	2.40 (119)	2803 (308)	8.79 (194)	9.22 (138)	2726 (305)	27.48 (172)	72.52 (307)
17	155	MEATBALL SUBMARINE	6.58 (186)	2.00 (201)	2617 (328)	9.39 (159)	8.98 (174)	2534 (325)	32.43 (151)	67.57 (328)
18	333	PEANUT BUTTER AND JELLY SAND	5.87 (197)	2.43 (107)	3770 (169)	9.12 (176)	9.69 (184)	3627 (180)	2.76 (310)	97.24 (1069)
19	44	PIZZA	7.04 (127)	1.97 (315)	3336 (1012)	11.64 (166)	9.27 (131)	3704 (1031)	1.18 (367)	98.82 (1012)
20	250	PIZZA	7.10 (122)	1.95 (323)	3852 (1003)	12.01 (156)	9.72 (182)	3719 (1023)	.85 (375)	99.15 (1004)
21	235	SALAMI SANDWICH	5.59 (261)	2.29 (163)	3537 (173)	7.46 (271)	8.14 (296)	3431 (160)	8.79 (206)	91.21 (1173)
22	220	SLOPPY JOE	6.74 (164)	1.98 (312)	3789 (1052)	10.59 (102)	9.34 (122)	3703 (1034)	2.50 (319)	97.50 (1060)
23	179	SUBMARINE SANDWICH	6.00 (182)	1.95 (224)	3633 (141)	9.58 (146)	8.89 (182)	3517 (133)	6.51 (236)	93.49 (1143)
24	170	TACOS	6.53 (194)	2.21 (155)	3266 (238)	10.06 (124)	9.54 (100)	3185 (229)	15.80 (142)	84.20 (1237)
25	287	TUNA SALAD SANDWICH	6.39 (122)	2.15 (242)	3734 (1091)	9.74 (137)	8.90 (181)	3638 (1074)	3.79 (284)	96.21 (1095)
26	33	TURKEY CLUB SANDWICH	6.63 (181)	1.89 (343)	3507 (181)	9.77 (135)	8.28 (276)	3380 (180)	9.52 (199)	90.48 (1180)
27	316	WESTERN SANDWICH	6.49 (110)	1.83 (359)	2627 (325)	9.53 (149)	8.67 (221)	2558 (321)	32.26 (1054)	67.74 (325)

. SEQ	ID	NAME	HEDONICS			FREQUENCIES			PERCENT NEVER TRIED	PERCENT HAVE TRIED
			MEAN	ST DEV	N	MEAN	ST DEV	N		
18	22	POTATO + POTATO SUBSTITUTES *****								
1	349	BAKED MACARONI & CHEESE *****	6.49 (101)	2.21 (213)	3734. (090)	9.68 (140)	9.19 (141)	3602. (098)	3.69 (288)	96.31 (091)
2	296	BAKED POTATOES	6.74 (062)	1.91 (335)	3810. (037)	10.74 (097)	8.79 (200)	3704. (032)	1.78 (343)	98.22 (036)
3	178	BOILED NAVY BEANS	4.99 (331)	2.59 (048)	3094. (273)	6.12 (350)	7.53 (351)	2960. (273)	20.20 (107)	79.80 (272)
4	156	BOSTON BAKED BEANS	6.12 (168)	2.12 (252)	3332. (224)	8.26 (221)	8.25 (281)	3231. (215)	14.04 (155)	85.96 (224)
5	52	BUTTERED NOODLES	5.81 (214)	2.16 (239)	3513. (178)	8.37 (215)	7.96 (321)	3372. (187)	9.25 (204)	90.75 (175)
6	283	CORN BREAD STUFFING	5.61 (253)	2.32 (153)	3012. (280)	7.24 (290)	8.27 (277)	2902. (277)	22.33 (099)	77.67 (280)
7	274	FRENCH FRIED POTATOES	7.42 (007)	1.63 (377)	3830. (019)	14.55 (017)	9.64 (086)	3664. (059)	1.29 (362)	98.71 (017)
8	22	FRIED RICE	5.85 (201)	2.43 (108)	3615. (145)	8.52 (210)	8.54 (242)	3451. (162)	6.78 (233)	93.22 (146)
9	264	GIBLET STUFFING	5.84 (204)	2.40 (120)	2545. (335)	7.40 (278)	8.13 (297)	2449. (335)	34.27 (044)	65.73 (335)
10	109	HASHED BROWN POTATOES	7.03 (029)	1.90 (339)	3795. (046)	14.13 (020)	9.81 (076)	3693. (043)	2.22 (332)	97.78 (047)
11	78	HOT POTATO SALAD	5.50 (267)	2.36 (132)	3086. (274)	7.44 (275)	8.16 (291)	2975. (271)	20.36 (105)	79.64 (274)
12	334	MASHED POTATOES	7.00 (033)	1.86 (349)	3827. (021)	13.90 (021)	9.50 (102)	3707. (029)	1.21 (366)	98.79 (013)
13	130	PORK AND BEANS	6.21 (150)	2.01 (299)	3833. (014)	9.14 (173)	8.22 (284)	3722. (020)	1.39 (357)	98.61 (022)
14	245	POTATO CHIPS	6.77 (058)	1.86 (353)	3854. (002)	12.67 (040)	9.84 (075)	3747. (005)	.72 (377)	99.28 (002)

SEQ	ID	NAME	HEDONICS				FREQUENCIES				PERCENT	
			MEAN	ST DEV	N	MEAN	ST DEV	N	NEVER TRIED	HAVE TRIED		
18	22	POTATO + POTATO SUBSTITUTES	5.17 (217)	2.67 (034)	2668. (313)	6.55 (328)	8.10 (306)	2570. (316)	31.25 (058)	68.75 (321)		
15	135	REFRIED BEANS	5.23 (294)	2.45 (100)	1232. (373)	7.15 (297)	8.30 (272)	1201. (373)	68.17 (006)	31.83 (373)		
17	76	SAUSAGE STUFFING	5.17 (339)	2.32 (149)	2168. (357)	6.44 (335)	7.59 (349)	2088. (357)	43.89 (023)	56.11 (356)		
18	114	SAVORY BREAD STUFFING	5.42 (274)	2.33 (149)	2597. (330)	6.54 (330)	7.33 (364)	2506. (331)	33.00 (049)	67.00 (330)		
19	165	SCALLOPED POTATCES	5.98 (195)	2.22 (203)	3571. (164)	8.46 (213)	8.29 (274)	3466. (153)	7.92 (215)	92.08 (164)		
20	338	SPANISH RICE	5.95 (194)	2.36 (134)	3311. (227)	8.82 (192)	9.10 (154)	3193. (226)	14.51 (153)	85.49 (226)		
21	51	STEAMED RICE	5.71 (236)	2.38 (126)	3593. (156)	9.09 (178)	8.76 (205)	3467. (151)	7.37 (222)	92.63 (157)		
22	91	SWEET POTATOES	5.55 (266)	2.55 (053)	3760. (075)	7.53 (264)	8.26 (279)	3624. (081)	3.24 (300)	96.76 (079)		

26

SEQ	ID	NAME	HEDONICS				FREQUENCIES				PERCENT	
			MEAN	ST DEV	N	MEAN	ST DEV	N	NEVER TRIED	HAVE TRIED		
19	22	GREEN VEGETABLES	5.12 (317)	2.81 (010)	3253. (239)	7.33 (286)	8.76 (207)	3139. (237)	16.01 (139)	83.99 (280)		
1	294	ASPARAGUS	5.19 (307)	2.76 (016)	3108. (269)	7.16 (296)	8.43 (258)	2997. (267)	19.77 (110)	80.23 (269)		
3	208	BRUSSELS SPROUTS	5.02 (326)	2.67 (032)	3171. (254)	6.57 (326)	7.96 (322)	3042. (259)	18.15 (125)	81.85 (254)		
4	151	BUTTERED MIXED VEGETABLES	5.95 (188)	2.21 (212)	3676. (123)	10.40 (110)	9.19 (139)	3557. (118)	5.23 (256)	94.77 (123)		
5	270	BUTTERED PEAS & CARROTS	5.29 (278)	2.31 (157)	3575. (162)	7.39 (280)	8.02 (315)	3422. (168)	7.74 (216)	92.26 (163)		
6	341	BUTTERED ZUCCHINI SQUASH	4.76 (349)	2.72 (024)	1890. (353)	6.04 (353)	8.03 (313)	1821. (362)	51.07 (016)	48.93 (363)		
7	110	CABBAGE	5.30 (236)	2.57 (049)	3709. (105)	7.30 (288)	8.13 (298)	3585. (107)	4.43 (269)	95.57 (110)		

SEQ	ID	NAME	HEDONICS			FREQUENCIES			PERCENT NEVER TRIED	PERCENT HAVE TRIED
			MEAN	ST DEV	N	MEAN	ST DEV	N		
19	22	GREEN VEGETABLES *****	5.79 (218)	2.09 (268)	3769. (072)	9.18 (171)	7.89 (331)	3641. (071)	2.91 (308)	97.09 (071)
9	56	CANNED GREEN BEANS	5.80 (215)	2.14 (244)	3741. (088)	9.92 (185)	8.06 (311)	3613. (088)	3.63 (291)	96.37 (088)
10	218	CANNED LIMA BEANS	4.86 (339)	2.56 (057)	3551. (170)	6.19 (344)	7.55 (350)	3417. (170)	8.24 (211)	91.76 (168)
11	186	CANNED PEAS	5.55 (264)	2.19 (226)	3787. (079)	7.91 (240)	7.84 (335)	3612. (090)	3.60 (292)	96.40 (087)
12	278	CANNED PEAS	5.57 (262)	2.20 (218)	3708. (108)	7.72 (250)	7.90 (328)	3572. (114)	4.36 (271)	95.64 (106)
13	275	COLLARD GREENS	5.39 (279)	2.76 (015)	2214. (351)	8.29 (219)	9.55 (098)	2149. (351)	42.85 (027)	57.15 (352)
14	20	CREAMED FROZEN PEAS	4.92 (335)	2.41 (111)	3383. (207)	6.83 (315)	7.53 (352)	3184. (230)	12.70 (173)	87.30 (206)
15	162	FRIED CABBAGE	4.85 (343)	2.73 (021)	2666. (320)	6.00 (354)	7.80 (337)	2555. (322)	30.93 (061)	69.07 (318)
16	191	FRIED OKRA	5.01 (328)	2.95 (003)	2201. (353)	7.21 (293)	9.07 (164)	2142. (353)	42.99 (025)	57.01 (354)
17	107	FROZEN GREEN BEANS	5.60 (256)	2.21 (210)	3661. (130)	8.26 (222)	8.09 (308)	3336. (194)	5.57 (250)	94.43 (129)
18	35	FROZEN LIMA BEANS	4.69 (353)	2.56 (052)	3506. (182)	6.27 (341)	7.49 (355)	3336. (195)	9.59 (198)	90.41 (181)
19	207	FROZEN PEAS	5.38 (281)	2.37 (130)	3657. (131)	7.34 (263)	7.73 (343)	3524. (131)	5.70 (247)	94.30 (132)
20	166	MUSTARD GREENS	4.87 (338)	2.58 (031)	2397. (341)	6.56 (327)	8.40 (260)	2309. (340)	38.11 (038)	61.89 (381)
21	112	SPINACH	5.05 (322)	2.75 (018)	3591. (157)	7.46 (270)	8.51 (247)	3461. (157)	7.31 (223)	92.69 (156)
22	12	TURNIP GREENS	4.79 (346)	2.73 (022)	3042. (277)	6.60 (323)	8.11 (304)	2868. (285)	21.42 (103)	78.58 (276)

F

SER	ID	NAME	HEDONICS			FREQUENCIES			PERCENT	
			MEAN	ST DEV	N	MEAN	ST DEV	N	NEVER TRIED	HAVE TRIED
20	11	YELLOW VEGETABLES *****	4.31 (357)	2.72 (023)	2769. (310)	4.97 (369)	7.25 (368)	2657. (310)	28.47 (069)	71.53 (310)
1	75	BAKED YELLOW SQUASH *****	5.23 (302)	2.40 (119)	2452. (195)	7.38 (282)	7.93 (326)	3327. (197)	10.99 (183)	89.01 (196)
3	151	BUTTERED MIXED VEGETABLES	5.95 (188)	2.21 (212)	3676. (123)	10.40 (110)	9.19 (139)	3557. (118)	5.23 (256)	94.77 (123)
4	270	BUTTERED PEAS & CARROTS	5.29 (278)	2.31 (157)	3575. (152)	7.39 (280)	8.02 (315)	3422. (168)	7.74 (216)	92.26 (163)
5	161	BUTTERED SUCCOTASH	5.04 (323)	2.51 (072)	2168. (355)	6.27 (342)	7.70 (344)	2085. (358)	43.84 (022)	56.06 (357)
6	242	BUTTERED WAX BEANS	5.33 (295)	2.39 (123)	3044. (275)	7.16 (295)	7.95 (323)	2943. (275)	21.53 (102)	78.47 (277)
7	315	BUTTERED WHOLE KERNEL CORN	7.19 (017)	1.79 (364)	2715. (103)	13.12 (034)	9.46 (105)	3623. (083)	4.30 (273)	95.70 (106)
8	324	CORN-ON-THE-COB	7.50 (004)	1.74 (375)	3772. (069)	12.36 (030)	9.93 (072)	3685. (046)	2.63 (315)	97.37 (064)
9	198	CORN FRITTERS	5.79 (217)	2.20 (223)	2488. (333)	7.62 (259)	8.24 (282)	2424. (337)	35.79 (041)	64.21 (338)
10	205	CREAMED STYLE CORN	6.05 (076)	2.15 (241)	3791. (047)	11.23 (073)	9.25 (121)	3678. (049)	2.44 (321)	97.56 (058)
11	24	FRENCH FRIED CARROTS	4.13 (372)	2.35 (138)	1916. (362)	4.61 (375)	6.06 (377)	1807. (364)	50.38 (017)	49.62 (362)

_SEQ	ID	NAME	MEDONICS			FREQUENCIES			PERCENT NEVER TRIED	PERCENT HAVE TRIED
			MEAN	ST DEV	N	MEAN	ST DEV	N		
21	ID	OTHER VEGETABLES								
1	355	BUTTERED CAULIFLOWER	4.84 (344)	2.78 (011)	2937. (292)	6.14 (347)	7.98 (319)	2822. (292)	24.23 (087)	75.77 (292)
2	230	CREAMED ONIONS	4.29 (389)	2.64 (041)	2308. (343)	4.90 (371)	7.43 (361)	2221. (349)	40.38 (030)	59.62 (349)
3	79	FRENCH FRIED CAULIFLOWER	4.28 (370)	2.69 (029)	2357. (345)	4.97 (370)	7.15 (371)	2258. (345)	39.05 (034)	60.95 (345)
4	204	FRENCH FRIED ONION RINGS	6.74 (053)	2.30 (161)	3696. (116)	11.21 (079)	9.61 (088)	3601. (100)	4.59 (264)	95.41 (115)
5	267	FRIED EGGPLANT	4.86 (340)	2.78 (012)	2199. (354)	6.17 (345)	8.24 (282)	2143. (352)	42.90 (026)	57.10 (353)
6	94	FRIED PARSNIPS	3.85 (376)	2.49 (081)	1572. (369)	4.10 (378)	6.88 (374)	1503. (369)	59.44 (010)	40.56 (359)
7	359	HARVARD BEETS	4.75 (351)	2.55 (061)	2632. (324)	5.56 (362)	7.52 (353)	2518. (330)	32.09 (055)	67.91 (324)
8	21	MASHED RUTABAGAS (TURNIP)	3.93 (374)	2.62 (042)	2389. (342)	4.35 (377)	6.68 (376)	2251. (346)	38.32 (036)	61.68 (343)
9	50	SIMMERED SAUERKRAUT	5.14 (313)	2.65 (033)	3147. (260)	6.86 (313)	7.87 (333)	3001. (266)	18.68 (119)	81.32 (260)
10	183	STEWED TOMATOES	4.91 (336)	2.60 (047)	3303. (230)	6.13 (348)	7.75 (339)	3183. (231)	14.78 (148)	85.22 (231)

SER	ID	NAME	MEDONICS			FREQUENCIES			PERCENT NEVER TRIED	PERCENT HAVE TRIED
			MEAN	ST DEV	N	MEAN	ST DEV	N		
22	7	FRUIT SALADS	5.40	2.28	2339.	6.73	8.17	2244.	39.51	60.49
		*****	(277)	(173)	(347)	(319)	(290)	(347)	(032)	(347)
1	352	BANANA SALAD	5.04	2.66	3117.	7.40	8.87	3019.	19.46	80.54
		*****	(324)	(035)	(265)	(279)	(190)	(264)	(114)	(265)
2	313	COTTAGE CHEESE & FRUIT SALAD	5.45	2.11	3399.	8.29	8.26	3273.	12.28	87.72
		*****	(265)	(260)	(203)	(220)	(278)	(204)	(176)	(203)
3	26	JELLIED FRUIT SALAD	6.28	2.18	2583.	9.94	9.27	3459.	7.63	92.37
		*****	(140)	(228)	(160)	(127)	(130)	(158)	(219)	(160)
4	229	MIXED FRUIT SALAD	4.89	2.47	2077.	6.08	7.84	2009.	46.32	53.68
		*****	(337)	(088)	(359)	(351)	(334)	(359)	(020)	(359)
5	265	PINEAPPLE CHEESE SALAD	5.77	2.26	2863.	7.96	8.70	2767.	26.06	73.94
		*****	(224)	(180)	(303)	(238)	(216)	(300)	(076)	(303)
6	369	SLICED ORANGE SALAD	5.23	2.55	2495.	7.30	8.56	2419.	35.55	64.45
		*****	(301)	(064)	(337)	(287)	(238)	(338)	(042)	(337)

SER	ID	NAME	MEDONICS			FREQUENCIES			PERCENT NEVER TRIED	PERCENT HAVE TRIED
			MEAN	ST DEV	N	MEAN	ST DEV	N		
23	10	VEGETABLE SALADS	4.38	2.49	2811.	5.40	7.61	2699.	27.51	72.49
		*****	(364)	(079)	(307)	(364)	(348)	(306)	(071)	(308)
1	93	CARROT, RAISIN & CELERY SALAD	5.68	2.22	3693.	11.49	10.06	3510.	4.65	95.35
		*****	(239)	(205)	(118)	(073)	(063)	(139)	(263)	(116)
2	13	CELERY & CARROT STICKS	6.23	2.26	3706.	10.37	9.36	3610.	4.56	95.44
		*****	(145)	(181)	(111)	(114)	(119)	(094)	(266)	(113)
3	310	COLE SLAW	5.35	2.66	2783.	7.70	8.89	2681.	28.14	71.86
		*****	(291)	(037)	(309)	(253)	(182)	(308)	(070)	(309)
4	263	CUCUMBER & ONION SALAD	5.27	2.42	1132.	7.08	8.50	1104.	70.76	29.24
		*****	(299)	(109)	(374)	(302)	(248)	(374)	(005)	(374)
5	145	FRIJOLE SALAD	4.86	2.71	2683.	6.74	8.60	2564.	30.85	69.15
		*****	(332)	(026)	(315)	(318)	(231)	(318)	(053)	(316)
6	329	GARDEN COTTAGE CHEESE SALAD	4.78	2.35	2646.	5.67	7.47	2531.	31.73	68.27
		*****	(347)	(139)	(322)	(360)	(356)	(326)	(056)	(323)
7	357	JELLIED VEGETABLE SALAD	4.29	2.55	2524.	4.74	7.06	2430.	34.88	65.12
		*****	(368)	(059)	(336)	(374)	(372)	(336)	(043)	(336)
8	180	KIDNEY BEAN SALAD	5.83	2.32	3488.	8.36	8.71	3377.	10.03	89.97
		*****	(209)	(150)	(188)	(216)	(213)	(181)	(131)	(188)
9	189	MACARONI SALAD	4.47	2.64	2273.	5.47	7.76	2197.	41.30	58.70
		*****	(361)	(040)	(350)	(363)	(338)	(350)	(029)	(350)

SEQ	ID	NAME	HEDONICS			FREQUENCIES			PERCENT	
			MEAN	ST DEV	N	MEAN	ST DEV	N	NEVER TRIED	HAVE TRIED
24	5	TOSSED GREEN SALADS								
1	115	CHEF'S SALAD	6.57 (089)	2.05 (282)	3213. (244)	11.81 (062)	9.75 (078)	3136. (238)	17.10 (132)	82.90 (247)
2	121	LETTUCE SALAD	6.53 (079)	1.96 (319)	3699. (115)	13.60 (024)	10.30 (050)	3598. (101)	4.66 (262)	95.34 (117)
3	17	SLICED TOMATO SALAD	6.29 (137)	2.20 (217)	3607. (149)	12.13 (052)	9.94 (071)	3462. (156)	6.84 (232)	93.16 (147)
4	73	TOSSED GREEN SALAD	7.03 (128)	1.97 (216)	3652. (129)	17.18 (008)	10.83 (014)	3574. (113)	5.69 (248)	94.31 (131)
5	285	TOSSED VEGETABLE SALAD	5.31 (134)	2.24 (190)	3443. (198)	12.13 (053)	10.50 (034)	3348. (190)	11.31 (181)	88.69 (198)

SEQ	ID	NAME	HEDONICS			FREQUENCIES			PERCENT	
			MEAN	ST DEV	N	MEAN	ST DEV	N	NEVER TRIED	HAVE TRIED
25	8	SALAD DRESSINGS								
1	281	BLUE CHEESE DRESSING	4.33 (334)	2.82 (009)	2705. (313)	8.16 (229)	10.06 (062)	2614. (313)	30.17 (066)	69.83 (313)
2	46	CAESAR DRESSING	5.34 (292)	2.24 (191)	2583. (333)	8.92 (184)	9.91 (114)	2479. (334)	33.31 (046)	66.69 (333)
3	260	FRENCH DRESSING	6.36 (126)	2.19 (230)	3646. (138)	12.64 (041)	10.60 (030)	3547. (122)	6.01 (241)	93.99 (138)
4	40	ITALIAN DRESSING	6.02 (178)	2.33 (146)	3514. (176)	12.92 (038)	10.76 (017)	3376. (182)	9.27 (203)	90.73 (176)
5	363	RUSSIAN DRESSING	5.42 (273)	2.44 (102)	2682. (316)	8.95 (191)	9.73 (080)	2610. (314)	30.72 (064)	69.28 (315)
6	100	SOUR CREAM DRESSING	4.68 (254)	2.73 (020)	2864. (302)	6.49 (333)	8.65 (224)	2755. (302)	26.05 (077)	73.95 (302)
7	103	THOUSAND ISLAND DRESSING	6.47 (105)	2.23 (206)	3504. (184)	13.39 (029)	10.86 (012)	3393. (177)	9.67 (196)	90.33 (183)
8	308	VINEGAR & OIL DRESSING	5.50 (268)	2.60 (045)	3337. (223)	9.96 (130)	10.49 (035)	3217. (219)	13.88 (159)	86.12 (220)

SEQ	ID	NAME	HEDONICS			FREQUENCIES			PERCENT NEVER TRIED	PERCENT HAVE TRIED
			MEAN	ST DEV	N	MEAN	ST DEV	N		
26	19	FRESH FRUIT								
1	101	APPLES (FRESH)	7.12 (021)	1.75 (374)	3845 (006)	15.34 (014)	10.43 (040)	3738 (007)	1.03 (373)	98.97 (006)
2	138	BANANAS	6.86 (047)	1.91 (334)	3805 (040)	13.18 (032)	10.03 (065)	3711 (027)	1.96 (337)	98.04 (042)
3	234	CANTALOUPE	6.85 (049)	2.22 (207)	3604 (152)	12.68 (039)	10.31 (048)	3511 (138)	7.02 (229)	92.98 (150)
4	90	FRUIT CUP	5.94 (190)	2.05 (279)	2220 (243)	8.61 (206)	8.63 (226)	3101 (244)	17.05 (134)	82.95 (245)
5	164	GRAPEFRUIT HALF (FRESH)	6.14 (164)	2.50 (074)	3699 (114)	12.31 (050)	10.82 (015)	3561 (117)	4.44 (268)	95.56 (111)
6	376	GRAPES	6.89 (044)	1.89 (340)	3837 (010)	13.10 (035)	10.26 (054)	3727 (011)	1.13 (368)	98.87 (011)
7	1	HONEYDEW MELON	6.46 (106)	1.99 (309)	2995 (283)	8.72 (196)	8.05 (312)	2876 (284)	22.65 (095)	77.35 (284)
8	222	ORANGES	7.14 (019)	1.78 (367)	3832 (017)	15.37 (013)	10.68 (024)	3748 (004)	1.26 (364)	98.74 (015)
9	366	ORANGES	7.18 (025)	1.85 (356)	3821 (023)	15.20 (018)	10.71 (022)	3703 (033)	1.44 (354)	98.56 (025)
10	102	PEACHES (FRESH)	7.1E (018)	1.82 (360)	3786 (056)	13.49 (028)	9.98 (066)	3687 (045)	2.30 (330)	97.70 (049)
11	228	PEARS (FRESH)	6.84 (050)	1.94 (329)	3781 (062)	12.33 (048)	10.17 (057)	3676 (052)	2.55 (318)	97.45 (061)
12	223	PLUMS (FRESH)	6.22 (147)	2.39 (124)	3651 (133)	11.18 (082)	10.46 (038)	3535 (128)	5.66 (249)	94.34 (130)
13	175	TANGERINES	6.90 (043)	1.93 (333)	3694 (117)	13.22 (031)	10.40 (041)	3595 (103)	4.89 (261)	95.11 (118)
14	343	WATERMELON	7.18 (024)	2.02 (292)	3787 (054)	11.82 (061)	10.32 (047)	3654 (065)	2.37 (325)	97.63 (059)

SEQ	ID	NAME	HEDOMICS			FREQUENCIES			PERCENT NEVER TRIED	PERCENT HAVE TRIED
			MEAN	ST DEV	N	MEAN	ST DEV	N		
27	12	CANNED FRUITS *****								
1	261	APPLESAUCE	6.45 (168)	2.01 (298)	3746. (083)	10.47 (106)	9.09 (157)	3632. (078)	3.45 (295)	96.55 (084)
2	367	APRICOTS (CANNED)	5.19 (366)	2.48 (682)	3473. (192)	6.99 (307)	8.38 (265)	3343. (191)	10.40 (189)	89.60 (191)
3	282	FIGS (CANNED)	4.33 (265)	2.43 (675)	2591. (332)	4.83 (373)	7.25 (367)	2486. (333)	33.07 (047)	66.93 (332)
4	353	FRUIT COCKTAIL (CANNED)	6.43 (111)	2.08 (270)	3746. (082)	10.42 (108)	9.48 (103)	3638. (073)	3.30 (299)	96.70 (080)
5	288	GRAPEFRUIT SECTIONS (CANNED)	5.64 (250)	2.49 (677)	3476. (189)	8.82 (193)	9.44 (111)	3352. (189)	10.48 (186)	89.52 (193)
6	177	PEACHES (CANNED)	6.55 (678)	1.95 (322)	3902. (042)	11.60 (068)	9.58 (093)	3708. (028)	1.93 (338)	98.07 (041)
7	80	PEARS (CANNED)	6.47 (164)	1.99 (307)	3779. (063)	10.37 (113)	8.98 (173)	3682. (048)	2.68 (314)	97.32 (065)
8	213	PINEAPPLE (CANNED)	6.03 (177)	2.22 (204)	3721. (099)	9.05 (186)	9.07 (163)	3612. (089)	4.00 (278)	96.00 (100)
9	246	PINEAPPLE (CANNED)	6.16 (162)	2.21 (211)	3742. (087)	9.82 (133)	9.33 (123)	3604. (097)	3.53 (293)	96.47 (086)
10	305	PLUMS (CANNED)	5.12 (215)	2.42 (605)	3383. (205)	6.58 (324)	8.32 (270)	3261. (207)	12.47 (175)	87.53 (204)
11	323	STEWED PRUNES (CANNED)	4.09 (371)	2.56 (656)	2660. (321)	4.62 (275)	7.28 (365)	2545. (323)	31.18 (059)	68.82 (320)
12	327	SWEET CHERRIES (CANNED)	5.64 (247)	2.31 (459)	3449. (197)	7.38 (281)	8.59 (234)	3218. (218)	11.04 (182)	88.96 (197)

SEQ	ID	NAME	HEDONICS			FREQUENCIES			PERCENT	
			MEAN	ST DEV	N	MEAN	ST DEV	N	NEVER TRIED	HAVE TRIED
28	15	COOKIES AND BROWNIES *****	6.05 (177)	2.02 (293)	3790. (1050)	10.91 (111)	9.41 (116)	3675. (1053)	2.22 (331)	97.78 (1048)
1	365	BROWNIES								
2	181	BUTTERSCOTCH BROWNIES	5.36 (287)	2.29 (171)	2597. (331)	7.01 (304)	8.22 (285)	2520. (329)	33.02 (1048)	66.98 (331)
3	206	CHOCOLATE CHIP COOKIES	6.13 (156)	2.07 (272)	3543. (172)	9.13 (174)	8.83 (193)	3440. (163)	8.71 (207)	91.29 (1172)
4	147	CHOCOLATE COOKIES	5.99 (183)	2.08 (269)	3675. (125)	8.89 (187)	8.73 (211)	3553. (119)	5.33 (255)	94.67 (124)
5	232	COCONUT RAISIN COOKIES	5.12 (310)	2.35 (138)	2938. (291)	6.61 (322)	7.97 (320)	2842. (289)	24.24 (1086)	75.76 (2931)
6	71	FRUIT BARS	5.14 (314)	2.12 (254)	2947. (288)	6.47 (334)	7.74 (341)	2803. (294)	24.05 (1090)	75.95 (289)
7	60	LEMON COOKIES	5.46 (271)	2.10 (255)	3194. (249)	7.24 (291)	7.95 (324)	3064. (251)	17.77 (1128)	82.23 (251)
8	212	MOLASSES COOKIES	5.27 (280)	2.28 (172)	2685. (314)	7.10 (301)	8.19 (288)	2591. (315)	30.70 (1065)	69.30 (314)
9	11	NUT BARS	5.16 (211)	2.05 (277)	2936. (304)	6.16 (346)	6.97 (373)	2652. (311)	26.78 (1075)	73.22 (304)
10	298	NUT COOKIES	5.57 (263)	2.17 (237)	3313. (226)	7.34 (285)	8.07 (310)	3192. (227)	14.55 (152)	85.45 (227)
11	37	OATMEAL COOKIES	6.16 (160)	2.06 (274)	3772. (666)	9.92 (129)	8.89 (184)	3630. (179)	2.73 (313)	97.27 (1066)
12	374	PEANUT BUTTER COOKIES	5.94 (191)	2.31 (147)	3669. (120)	8.89 (188)	9.09 (156)	3538. (126)	5.39 (254)	94.61 (125)
13	108	RAISIN COOKIES	5.70 (269)	2.29 (168)	3553. (169)	7.34 (284)	8.12 (289)	3413. (172)	8.38 (209)	91.62 (1170)
14	87	SUGAR COOKIES	5.75 (260)	2.11 (259)	3654. (132)	7.98 (237)	8.36 (267)	3516. (135)	5.75 (246)	94.25 (1133)
15	95	VANILLA WAFERS	5.81 (210)	1.98 (311)	3682. (122)	8.19 (227)	8.50 (249)	3552. (120)	5.03 (257)	94.97 (122)

SID	ID	NAME	HEDONICS			FREQUENCIES			PERCENT	
			MEAN	ST DEV	N	MEAN	ST DEV	N	NEVER TRIED	HAVE TRIED
29	18	CAKES								
1	77	ANGEL FOOD CAKE	6.27 (151)	2.05 (280)	3721. (100)	8.65 (202)	8.63 (228)	3607. (095)	4.00 (279)	96.00 (101)
2	32	BANANA CAKE	6.24 (120)	2.11 (258)	3342. (219)	9.61 (145)	8.84 (194)	3206. (221)	13.78 (162)	86.22 (217)
3	201	BOSTON CREAM PIE	6.34 (150)	2.11 (257)	3131. (263)	8.91 (186)	9.05 (170)	3041. (260)	19.22 (115)	80.78 (264)
4	221	CHEESECAKE	5.85 (202)	2.45 (098)	3239. (241)	7.90 (241)	8.81 (196)	3136. (239)	16.37 (138)	83.63 (241)
5	277	CHERRY UPSIDE DOWN CAKE	6.11 (109)	2.12 (255)	2950. (287)	8.51 (211)	8.92 (179)	2840. (290)	23.91 (091)	76.09 (289)
6	257	CHOCOLATE CREAM CAKE	6.14 (175)	2.12 (248)	3305. (223)	8.24 (224)	8.70 (215)	3194. (225)	14.73 (149)	85.27 (230)
7	158	DEVIL'S FOOD CAKE	6.46 (103)	2.00 (300)	3717. (102)	9.45 (153)	8.93 (178)	3582. (110)	4.15 (277)	95.85 (102)
8	28	GINGERBREAD	5.74 (223)	2.10 (264)	3599. (154)	7.72 (249)	7.83 (336)	3437. (165)	7.00 (230)	93.00 (149)
9	214	MARBLE CAKE	5.97 (188)	2.14 (284)	3307. (223)	7.69 (254)	8.16 (292)	3180. (232)	14.72 (150)	85.28 (229)
10	83	PEACH SHORTCAKE	6.24 (143)	2.04 (285)	3097. (271)	8.60 (207)	8.39 (264)	2988. (269)	20.16 (108)	79.84 (271)
11	143	PEANUT BUTTER CAKE	5.41 (276)	2.44 (104)	2824. (326)	7.07 (303)	8.21 (287)	2529. (328)	32.35 (052)	67.65 (327)
12	34	PINEAPPLE UPSIDE DOWN CAKE	6.41 (115)	2.22 (206)	3607. (148)	9.21 (169)	8.85 (192)	3464. (154)	7.04 (228)	92.96 (151)
13	199	POUND CAKE	5.93 (193)	2.11 (261)	3587. (159)	7.78 (248)	8.34 (269)	3466. (152)	7.58 (220)	92.42 (159)
14	53	RASPBERRY SHORTCAKE	6.09 (170)	2.20 (216)	2895. (293)	9.12 (177)	8.79 (201)	2792. (297)	25.17 (081)	74.83 (298)
15	243	SPICE CAKE	5.77 (222)	2.09 (265)	3291. (233)	7.41 (276)	8.03 (314)	3197. (223)	15.09 (146)	84.91 (233)
16	6	STRAWBERRY SHORTCAKE	7.43 (006)	1.86 (351)	3800. (044)	11.88 (053)	9.10 (153)	3635. (077)	1.99 (335)	98.01 (044)
17	174	WHITE CAKE	5.83 (208)	2.05 (281)	3604. (153)	7.88 (268)	7.98 (316)	3475. (149)	7.16 (225)	92.84 (154)
18	70	YELLOW CAKE	5.61 (252)	1.97 (317)	3291. (234)	6.87 (312)	7.27 (366)	3147. (234)	15.31 (145)	84.69 (234)

SEQ	ID	NAME	MEDONICS			FREQUENCIES			PERCENT NEVER TRIED	PERCENT HAVE TRIED
			MEAN	ST DEV	N	MEAN	ST DEV	N		
30	19	PIES								
1	371	APPLE PIE	6.38 (.24)	1.89 (.341)	3872. (042)	11.67 (.065)	9.63 (.087)	3695. (041)	2.01 (.334)	97.99 (045)
2	27	APRICOT PIE	4.77 (.348)	2.31 (.156)	2893. (299)	5.80 (.356)	7.15 (.377)	2747. (303)	25.09 (.082)	74.91 (.297)
3	117	BANANA CREAM PIE	6.45 (.179)	2.13 (.225)	3582. (161)	9.85 (.132)	9.16 (.145)	3472. (150)	7.70 (.218)	92.30 (.161)
4	283	BLACKBERRY PIE	5.04 (.177)	2.27 (.176)	3381. (208)	9.56 (.208)	9.09 (.158)	3281. (203)	12.84 (.170)	87.16 (.209)
5	325	BLUEBERRY PIE	5.17 (.158)	2.24 (.193)	3553. (166)	8.85 (.190)	9.16 (.148)	3453. (161)	7.99 (.213)	92.01 (.166)
5	238	BUTTERSCOTCH CREAM PIE	5.66 (.245)	2.35 (.147)	2750. (311)	7.50 (.267)	8.54 (.241)	2680. (309)	28.79 (.068)	71.21 (.311)
7	291	CHERRY PIE	6.40 (.118)	2.14 (.245)	3737. (080)	9.40 (.158)	9.19 (.147)	3619. (086)	3.69 (.289)	96.31 (.090)
8	144	CHOCOLATE CREAM PIE	6.27 (.122)	2.24 (.192)	3612. (147)	9.42 (.154)	9.39 (.118)	3492. (144)	6.88 (.231)	93.12 (.148)
9	319	COCONUT CUSTARD PIE	5.74 (.228)	2.40 (.116)	3259. (276)	7.87 (.245)	8.78 (.202)	3133. (240)	15.86 (.141)	84.14 (.238)
10	197	FRUIT PIE (FRUIT)	5.57 (.241)	2.25 (.185)	2314. (348)	8.01 (.235)	8.46 (.253)	2261. (344)	40.13 (.031)	59.87 (.348)
11	255	LEMON CYPHOON PIE	6.02 (.179)	2.10 (.229)	3302. (231)	8.22 (.225)	8.65 (.223)	3186. (228)	14.87 (.147)	85.13 (.232)
12	200	LEMON MERINGUE PIE	6.50 (.197)	2.17 (.235)	3571. (165)	9.67 (.141)	9.33 (.124)	3463. (155)	7.94 (.214)	92.06 (.155)
13	86	PEACH PIE	6.00 (.181)	2.12 (.253)	3622. (144)	9.13 (.231)	8.34 (.268)	3494. (142)	6.63 (.235)	93.37 (.144)
14	269	PINEAPPLE CREAM PIE	5.60 (.257)	2.29 (.169)	2933. (293)	7.47 (.269)	8.54 (.244)	2786. (299)	24.21 (.088)	75.79 (.291)
15	350	PINEAPPLE PIE	5.36 (.288)	2.35 (.135)	3165. (256)	6.88 (.311)	8.39 (.263)	3044. (258)	18.47 (.122)	81.53 (.257)
16	171	PUMPKIN PIE	6.74 (.129)	2.32 (.152)	3690. (119)	9.06 (.179)	9.14 (.150)	3580. (111)	4.97 (.258)	95.03 (.120)
17	331	RAISIN PIE	4.49 (.367)	2.39 (.128)	2675. (317)	5.12 (.367)	7.44 (.367)	2568. (317)	30.91 (.062)	69.09 (.317)
18	132	STRAWBERRY CYPHOON PIE	6.39 (.127)	2.12 (.247)	3025. (278)	9.69 (.138)	9.33 (.125)	2956. (274)	21.90 (.101)	78.10 (.274)
19	119	SWEET POTATO PIE	5.10 (.319)	2.75 (.017)	2726. (312)	7.20 (.294)	9.13 (.151)	2635. (312)	29.62 (.067)	70.38 (.312)

SEQ	ID	NAME	MEDONICS				FREQUENCIES				PERCENT		
			MEAN	ST DEV	N		MEAN	ST DEV	N	NEVER TRIED	HAVE TRIED		
31	12	PUDDINGS AND OTHER DESSERTS											
1	68	APPLE CRISP	6.50 (098)	1.94 (330)	2342 (220)	9.61 (143)	8.74 (210)	3222 (217)	13.91 (156)	86.09 (222)			
2	154	BANANA CREAM PUDDING	6.23 (132)	2.12 (250)	3455 (195)	9.42 (155)	9.15 (149)	3341 (193)	10.91 (184)	89.09 (195)			
3	358	BREAD PUDDING	5.20 (305)	2.48 (034)	3107 (269)	6.39 (337)	8.12 (301)	2986 (270)	19.74 (111)	80.26 (268)			
4	368	BUTTERSCOTCH PUDDING	5.02 (251)	2.38 (127)	3370 (211)	7.55 (261)	8.55 (239)	3250 (209)	13.17 (168)	86.83 (211)			
5	337	CHERRY CAKE PUDDING	5.80 (255)	2.21 (209)	2669 (319)	7.84 (246)	8.69 (217)	2561 (319)	31.07 (060)	68.93 (319)			
6	163	CHOCOLATE CAKE FLODDING	5.88 (136)	2.21 (214)	3067 (275)	8.05 (233)	8.63 (227)	2936 (276)	20.69 (104)	79.31 (275)			
7	233	CHOCOLATE PUDDING	5.17 (159)	2.17 (233)	3724 (038)	9.21 (168)	9.09 (155)	3602 (099)	3.97 (280)	96.03 (099)			
8	309	COCONUT CREAM PUDDING	5.72 (232)	2.41 (115)	3353 (214)	8.06 (232)	8.87 (187)	3235 (213)	13.60 (164)	86.40 (215)			
9	169	FRUIT FLAVORED YOGURT	4.71 (252)	2.83 (008)	2190 (355)	6.89 (308)	9.10 (152)	2107 (355)	43.37 (024)	56.63 (355)			
10	67	RICE PUDDING	5.21 (303)	2.52 (068)	3339 (221)	6.73 (320)	8.01 (316)	3214 (220)	13.83 (160)	86.17 (219)			
11	185	STRAWBERRY GELATIN	5.73 (230)	2.10 (262)	3095 (272)	8.03 (234)	8.51 (246)	3015 (265)	20.21 (106)	79.79 (273)			
12	276	VANILLA CREAM FLODDING	5.86 (200)	2.07 (273)	3496 (187)	7.90 (242)	8.45 (255)	3394 (176)	9.87 (192)	90.13 (187)			

SEQ	ID	NAME	HEDONICS			FREQUENCIES			PERCENT	PERCENT
			MEAN	ST DEV	N	MEAN	ST DEV	N	NEVER TRIED	HAVE TRIED
32	10	ICE CREAM AND SHERBET								
1	252	BARANA SPLIT	7.02 (030)	2.07 (283)	3747. (080)	11.57 (070)	10.35 (045)	3638. (072)	3.48 (294)	96.52 (085)
2	99	BUTTERSCOTCH SUNDAE	6.14 (153)	2.29 (166)	3347. (215)	8.95 (183)	9.28 (129)	3225. (216)	13.80 (161)	86.20 (218)
3	55	HOT FUDGE SUNDAE	7.01 (031)	2.03 (291)	3676. (124)	11.59 (069)	9.94 (070)	3587. (106)	5.40 (253)	94.60 (126)
4	49	ICE CREAM	7.28 (009)	1.78 (369)	3820. (030)	17.58 (006)	10.48 (036)	3713. (026)	1.44 (353)	98.56 (026)
5	139	MILK SHAKE	7.28 (010)	1.76 (372)	3812. (032)	14.73 (016)	10.53 (033)	3723. (016)	1.78 (346)	98.22 (033)
6	211	MILK SHAKE	7.19 (018)	1.86 (347)	3825. (026)	14.31 (019)	10.66 (026)	3742. (006)	1.44 (355)	98.56 (024)
7	120	PINEAPPLE SUNDAE	5.93 (194)	2.26 (183)	3338. (222)	8.64 (204)	9.16 (146)	3231. (214)	13.90 (158)	86.10 (221)
8	259	SHERBET	8.26 (124)	2.25 (187)	3529. (174)	10.46 (107)	9.96 (068)	3417. (169)	8.93 (205)	91.07 (174)
9	336	SOFT SERVE ICE CREAM	6.71 (069)	2.04 (283)	3686. (121)	12.93 (037)	10.31 (049)	3563. (116)	4.93 (260)	95.07 (119)
10	370	STRAWBERRY SUNDAE	6.66 (075)	2.06 (276)	3650. (136)	10.63 (101)	9.85 (074)	3544. (124)	5.98 (242)	94.02 (137)

88

SEQ	ID	NAME	HEDONICS			FREQUENCIES			PERCENT	PERCENT
			MEAN	ST DEV	N	MEAN	ST DEV	N	NEVER TRIED	HAVE TRIED
33	3	NONSENSE FOODS								
1	137	BRAISED TRAKE	4.41 (352)	2.47 (091)	678. (377)	6.13 (349)	8.28 (275)	684. (377)	82.39 (002)	17.61 (177)
2	256	BUTTERED ERMAL	4.67 (356)	2.45 (097)	773. (376)	7.00 (306)	8.60 (233)	758. (376)	79.96 (003)	20.04 (176)
3	339	FUNISTRADA	5.01 (327)	2.44 (101)	600. (379)	7.72 (251)	8.87 (189)	574. (378)	84.47 (001)	15.53 (178)

While fish has been considered a low preference item, the seafood class does contain some preferred items (shrimp, lobster) and no seafood item falls within the bottom ranked 100 items on either preference scale. The meat entrée class contains many popular items, mainly unadorned meats, (baked chicken, baked ham, roast beef, fried chicken, grilled ham, grilled steak, etc.) as well as several unpopular items, both familiar (braised liver with onions) and unfamiliar (pork hocks). The mean class ranking is relatively high, indicating the many popular and moderately popular items. A similar mean class rating exists for stews and extended meats which include many popular items (lasagna, pizza, beef stew). Overall, entrees do not contribute heavily to the bottom ranking items. This is especially true for the sandwich and short order grouping of entrées, which rate as a class even higher than meat.

The balance of the meal presents a different picture. The highly preferred starches (potato and potato substitutes) are mainly white potato products without sauces. Stuffings and bean products received much lower preference ratings. The vegetable and salad classes all have many unpopular items. Without corn and tossed green salads, these vegetable classes would be extremely low in preference. Only green beans and mixed vegetables achieved a rank within the top 200 for green vegetables, and only corn products and onion rings achieved this in the yellow and other vegetable classes. However, fruit salad, cole slaw and all tossed vegetable salads fell in the top preference lists. The serving of high preference vegetables, both cooked and fresh, dictates the elimination of many items from current Armed Forces menus, increased servings of the few popular items, and serving of some relatively low preference items to maintain a certain level of variety.

Fresh fruit is the most popular class of foods, again perhaps reflecting scarcity of these items. Fresh fruit is an under used source of nutrition to substitute for the low preference vegetables. With few exceptions (applesauce, peaches, pears), canned fruits are not popular.

Interestingly, the very number of desserts exhibits a wide variety of preferences. All dessert classes contain high preference items, moderate preference items, and low preference items. Chocolate items tend to be popular, and dried fruit items tend to be unpopular. The large number of low rated desserts brings into question the advisability of such a large dessert repertoire.

While the above section describes patterns in the food preference data by food class, this approach is not sufficient to objectively define low preference and high preference foods. In order to arrive at such lists, low preference has been redefined as an item falling more than one standard deviation below the class mean and high preference as one deviation above the class mean. Only items falling beyond the one standard deviation cutoff on both hedonic and frequency scales are included in this listing (Table 4).

Table 4

Table 4, Armed Forces High and Low Preference Foods, was determined from the standard deviation of the individual items, in relation to the class means. If the deviation of an item was more than one standard deviation from the mean of the class, the item was classified as either a high or low preference item. Keep in mind that these classes were not compared to each other; only the items within a class were compared. For example, a high preference cereal is not necessarily better (more preferred) than a moderate sandwich. The information provided in this table is primarily for the improvement of existing menus. Each of the thirty-three classes is listed with the items which deviated within that class. If no items are listed for a class, the items were all very similar in rating, and none were outstanding.

**Armed Forces High Preference
and Low Preference Foods**

FOOD CLASS	HIGH	LOW
01 Appetizers		
02 Soups	Tom. Veg. Noodle Soup Tomato Soup Chicken Noodle Soup	Corn Chowder Fish Chowder Split Pea Soup Egg Drop Soup Onion Soup Cerole Soup
03 Fruit & Vegetable Juices	Orange Juice Grape Juice	Cranberry Juice Prune Juice
04 Fruit Drink and Iced Tea	Lemonade Iced Tea	Grape Lemonade Lime-Flavored Drink Cherry-Flavored Drink
05 Hot Beverages		Instant Coffee Freeze-Dried Coffee
06 Milk Products	Milk Ice Cream	Skimmed Milk Buttermilk Fruit-Flvd. Yogurt
07 Carbonated Beverages	Cola	Lo-cal Soda
09 Hot Breads & Doughnuts	Doughnuts Sweet Rolls	Plain Muffins Coffee Cake
10 Breakfast Cereals	Cold Cereal	
11 Griddle Cakes	Griddle Cakes	
12 Eggs		
13 Breakfast Meats	Bacon Canadian Bacon	Grilled Bologna Scrapple

FOOD CLASS	HIGH	LOW
14 Fish and Seafood	French Fried Shrimp Seafood Platter Lobster	Baked Fish Salmon Baked Tuna & Noodles
15 Meats	Roast Beef Swiss Steak Pot Roast Grilled Steak Grilled Min. Steak B B Q Spareribs Grilled Ham Baked Ham Italian Sausage Fried Chicken Baked Chicken Hot Turkey Sand. w/gravy Hot Roast Beef Sand. w/gravy	Grilled Lamb Chops Spareribs w/sauerkrt Corned Beef Pork Hocks Pickled Pigs Feet Sauerbraten
16 Stews & Extended Extended Meats	Lasagna Pizza Spaghetti w/Meat Sauce Spaghetti & Meat Balls Meatloaf Swedish Meatballs Salisbury Steak Beef Stew	Chicken Cacciatore Chili Macaroni Ham Loaf Vealburger Stuffed Cabbage Corn Beef Hash Stuffed Green Peppers Pork Chop Suey Sweet & Sour Pork Sukyaki Baked Tuna & Noodles
17 Short Order, Sandwiches	Hamburger Cheeseburger Ham Sandwich BLT Grilled Cheese Grilled Ham & Cheese Sloppy Joe Pizza	Frank, Cheese & Bacon Salami Sand. Bologna Sand. Hot Reuben Sand. Hot Pastrami Fishwich

FOOD CLASS	HIGH	LOW
18 Potato & Potato Substitutes	French Fried Pot. Baked Potato Hashed Brown Pot. Mashed Potato Potato Chips	Sweet Potato Hot Potato Salad Boiled Navy Beans Refried Beans Rice Pilaf Corn Bread Stuff. Savory Bread Stuff. Sausage Stuffing
19 Green Vegetables	Canned Green Beans Frozen Green Beans Canned Peas Collard Greens Buttered Mixed Veg.	Frozen Lima Beans Canned Lima Beans Creamed Frozen Peas Fried Cabbage Brussels Sprouts Mustard Greens Turnip Greens Buttered Zucchini Squash
20 Yellow Vegetables	Creamed Style Corn Corn-on-the Cob Buttered Whole Kernel Corn	Baked Yellow Squash French Fried Carrots
21 Other Vegetables	French Fried Onion Rings	Mashed Rutabagas Fried Parsnips
22 Fruit Salads	Mixed Fruit	Pineapple Cheese Sal.
23 Vegetable Salads	Cole Slaw Celery & Carrot Sticks	Pickled Beet & Onion Sal. Carrot, Raisin & Celery Kidney Bean Salad
24 Tossed Green Salads		
25 Salad Dressing	Thousand Island Drs. French Dressing	Sour Cream Dressing Blue Cheese
26 Fresh Fruit	Oranges Apples	Plums Honeydew Melon Fruit Cup

FOOD CLASS	HIGH	LOW
27 Canned Fruits	Peaches Pears Applesauce Fruit Cocktail	Plums Apricots Figs Stewed Prunes
28 Cookies & Brownies	Chocolate Chip Peanut Butter Cookies Chocolate Cookies Oatmeal Cookies Brownies	Molasses Cookies Coconut Raisin Fruit Bars Nut Bars Butterscotch Brownies
29 Cakes	Strawberry Shortcake Pineapple Upside Down Devil's Food Banana Cake	Spice Cake White Cake Peanut Butter Cake Yellow Cake Cheesecake Gingerbread
30 Pies	Cherry Pie Apple Pie Pumpkin Pie Strawberry Chiffon Pie Banana Cream Pie Lemon Meringue Pie	Raisin Pie Pineapple Pie Apricot Pie Pineapple Cream Pie Sweet Potato Pie
31 Puddings & Other Desserts	Chocolate Pudding Banana Cream Pudding Apple Crisp	Bread Pudding Rice Pudding Fruit Flavored Yogurt
32 Ice Cream and Sherbet	Ice Cream Milk Shake	Butterscotch Sundae Pineapple Sundae

Classes 02 through 07 contain liquids and many low preference items are found here, especially soups, milk products, and fruit flavored juices and drinks. The high preference items are the very familiar ones: chicken noodle soup, orange juice, grape juice, lemonade, milk, etc.

Interestingly, two "hot breads and doughnuts" (class 09) fall in the low preference grouping. This does not mean that the items are not liked. It means that they are liked significantly less well than their class average. Cold cereal and griddle cakes are high preference sources of breakfast starch.

As noted above in the discussion of food classes, shrimp and lobster are high preference seafoods whereas fish items occupy the low places. There are more high preference meats than low preference meats, and more high preference short order and sandwich items than low preference items. The "stews and extended meats" class contains additional low preference items. The low preference items tend to be ethnic, combination items, such as casseroles, whereas the high preference items tend to be either simpler items or Italian foods.

White potatoes tend to be high preference whereas potato substitutes tend to be low preference. Green beans, peas, mixed vegetables, and, surprisingly, collard greens are high preference items, whereas lima beans, cabbage, brussel sprouts and greens are low preference items. Corn is the only highly preferred yellow vegetable. Unpopular salads are vegetable salads (class 23). Note that the absence of high preference tossed green salads does not mean that these items are unpopular; rather they are uniformly popular, yielding no items more than one standard deviation above or below the class mean. Plums, apricots, figs and prunes are again among the low preference fruits. Popular desserts include many chocolate items. Unpopular desserts include many with the unpopular fruits.

Comparisons Among the Military Services. The food preferences of each military service are presented in this section, and more important, the analyses are presented which determine whether there are statistically significant differences among the food preferences of the four services. Three levels of the statistical analysis were performed on the food preference data. First, an overall analysis of variance was performed for each scale (hedonic, preferred frequency) including all food classes with all foods. Next, analyses of variance were performed on the thirty-three food classes for each measure, and finally, each food which produced a significant F ratio was analyzed with the Duncan's multiple range test.

The overall analysis of variance does not yield a statistically significant difference among the four services for the hedonic data when all foods were considered together (F test, $p < .44$).^{*} However, the very highly significant difference for the frequency data $F 14.22$, $df 3/1508$, $p < .000003$) indicates that there are differences among food

^{*}To further investigate the individual service differences, a factorial analysis of variance is presently being performed on the raw data. The results of this analysis will be the subject of a forthcoming NDC technical report.

preferences of the four services. Analyses of variance for the 33 classes yielded similar patterns for the two measures. For the hedonic data, only two food classes (griddle cakes and green vegetables) showed significant service differences for the food classes as a whole. For the frequency data, nine food classes out of thirty-three showed significant effects. These data are presented in Table 5. It should be kept in mind that the overall finding is one of little difference among the four services. Table 5 presents the mean preference rating for each class of foods, for each military service, followed by information on the statistically significant class effects. The column headings indicate which military comparison is being referred to (e.g. as USA vs as USN represents Army vs Navy). The number of foods in each class (N) is listed to the right of the means, followed by the percent of the foods within each class which were determined by the Duncan's test to be significantly different for each pair of services. The last four columns summarize the data by the prevalent patterns which appeared in the data. The USN pattern refers to the lower scores of USN personnel; the USMC pattern refers to higher scores by USMC personnel. The USN pattern for frequency ratings manifested itself with soups, stews and extended meats, green vegetables, cakes, pies, and puddings. For meats, cakes, and pies there was an additional tendency for USMC to have higher ratings although this did not reach significance for the entire class. For stews and extended meats this double effect, USN lower and USMC higher, did reach significance. USMC showed a higher frequency rating for short order and sandwiches, and for fresh fruit. Table 6 presents the detailed data for each food item arranged by food class, indicating which food items within each class showed significant effects in the comparison of the four services.

Finally, correlations were computed for each scale for each pair of services. Correlations (Table 7) exceeded 0.93 in all cases indicating that the ordering of arithmetic means of individual foods is very similar for the four services. This means that menu planning practices based on group averages will not differ substantially among the four services especially when menu planning is based on relative preference (whether a food is liked more or less), and not absolute preference (the actual preference score and not its relation to other scores).

Table 5

Table 5 presents the results of several analyses of variance (ANOVA) which were performed on the thirty-three food classes. The purpose of the ANOVA was to determine if the four services differed significantly in their food preferences, and if so, for which services, which classes and which foods. The means for each service and scale are listed opposite each class. To the right of these means, for each class which proved to have statistically significant differences, are the N and percent of foods which were significant in the pair-wise comparisons.* A zero in the table means that the pair of services are in approximate agreement on that food class. At the extreme right, total percents are given for each service individually, a total of the foods which were significant in the comparisons with each service. The reader can see that some services do not contribute at all to significant differences on some foods.

*Individual items whose classes were not significant were not included in this Table, even though they themselves were significant.

TABLE 5

ARMED FORCES DIFFERENCES
FREQUENCY SCALE

CLASS	USA	USAF	USMC	USN	N per CLASS	USA			USAF			USMC			USN			PATTERN		
						USAF	USMC	USN	USAF	USMC	USN	USAF	USMC	USN	USN	USMC	USAF	USA		
01 Appetizers	9.75	9.93	10.61	9.84	18	--17%	--17%	--44%	--17%	--44%	--17%	--44%	--17%	--44%	28%	--28%	--11%	--6%		
02 Soups	7.64	7.37	7.48	6.34																
03 Fruit	11.03	11.07	12.25	10.72																
04 Fruit Drinks & Iced Tea	10.86	10.84	13.42	10.99																
05 Hot Beverages	13.24	13.08	14.07	14.43																
06 Milk Products	12.14	12.98	14.64	13.50																
07 Carbonated Beverages	10.96	10.84	12.53	11.12																
08 Beer	18.01	18.02	22.17	21.35																
09 Hot Breads & Donuts	10.11	10.74	10.77	10.37																
10 Breakfast Cereals	9.75	9.66	10.91	9.37																
11 Griddle Cakes	11.37	11.69	12.25	11.08																
12 Eggs	15.87	16.16	17.93	16.45																
13 Breakfast Meats	11.01	11.02	12.01	10.15																
14 Fish & Seafood	9.25	9.21	10.16	8.51	32	--16%	--41%	--62%	--12%	--53%	--12%	--53%	--12%	--53%	56%	--34%	--3%	--12%		
15 Meats	9.32	9.24	9.81	8.04																
16 Stews & Extended Meats	8.91	8.90	10.04	8.00	28	--4%	--54%	--57%	--43%	--43%	--43%	--43%	--89%	--89%	54%	--68%	0	0		
17 Short Order, Sandwiches	9.23	9.64	10.42	9.17	27	--11%	--48%	--18%	--52%	--11%	--52%	--11%	--63%	--63%	15%	--56%	--11%	0		
18 Potato & Potato Substitutes	9.20	9.27	9.58	8.24																
19 Green Vegetables	7.89	7.65	7.79	6.57	22	--4%	0	--68%	0	--64%	--64%	--64%	--64%	--64%	73%	0	0	9%		
20 Yellow Vegetables	8.68	8.69	8.95	7.87																
21 Other Vegetables	6.53	6.20	6.26	5.43																
22 Fruit Salads	7.70	8.23	8.05	6.55																
23 Vegetable Salads	7.51	7.47	7.28	5.52																
24 Tossed Green Salads	12.25	13.06	13.73	14.05																
25 Salad Dressings	9.64	10.12	10.42	10.18																
26 Fresh Fruit	11.56	11.98	14.17	12.89	14	--14%	--86%	--71%	--86%	--57%	--57%	--71%	--71%	--71%	57%	--86%	0	--50%		
27 Canned Fruit	8.58	8.44	9.55	7.51																
28 Cookies & Brownies	7.97	8.22	8.28	7.29																
29 Cakes	8.66	8.64	9.00	7.71	18	--6%	--11%	--50%	--33%	--61%	--61%	--94%	--94%	--94%	61%	--17%	0	--6%		
30 Pies	8.50	8.54	9.20	7.37	19	--0	--42%	--47%	--32%	--58%	--58%	--84%	--84%	--84%	58%	--47%	0	--0		
31 Puddings & Other Desserts	8.25	8.28	8.53	7.03	12	--0	--8%	--67%	0	--83%	--83%	--92%	--92%	--92%	83%	0	0	--8%		
32 Ice Cream & Sherbets	11.09	11.87	13.72	11.88																
33 Nonsense Foods	7.43	7.13	7.01	5.80																

TABLE 5
(cont.)

ARMED FORCES DIFFERENCES
HEDONIC SCLAE

CLASS	USA		USAF		USMC		USN		USA		USAF		USMC		USN		PATTERN		
	USA	USAF	USAF	USMC	USMC	USN	USA	USAF	USAF	USMC	USMC	USN	USA	USAF	USMC	USN	USAF	USMC	USA
01 Appetizers	5.82	5.76	5.73	5.97	5.97	5.97													
02 Soups	5.41	5.37	5.15	5.38	5.38	5.38													
03 Fruit	5.92	5.78	5.79	5.76	5.76	5.76													
04 Fruit Drinks & Iced Tea	6.08	5.95	6.33	6.17	6.17	6.17													
05 Hot Beverages	5.87	5.77	5.87	6.05	6.05	6.05													
06 Milk Products	6.13	6.11	6.25	6.30	6.30	6.30													
07 Carbonated Beverages	5.74	5.67	5.87	5.97	5.97	5.97													
08 Beer	6.96	6.89	7.67	7.63	7.63	7.63													
09 Hot Breads & Donuts	6.21	6.32	6.21	6.38	6.38	6.38													
10 Breakfast Cereals	5.69	5.56	5.65	5.58	5.58	5.58													
11 Griddle Cakes	6.40	6.43	6.41	6.66	6.66	6.66													
12 Eggs	6.92	6.96	6.94	7.05	7.05	7.05													
13 Breakfast Meats	6.33	6.28	6.28	6.30	6.30	6.30													
14 Fish & Seafood	6.13	6.19	6.18	6.27	6.27	6.27													
15 Meats	6.30	6.25	6.20	6.21	6.21	6.21													
16 Stews & Extended Meats	6.16	6.19	6.37	6.29	6.29	6.29													
17 Short Order, Sandwiches	6.17	6.25	6.36	6.55	6.55	6.55													
18 Potato & Potato Substitutes	6.04	5.99	5.94	5.99	5.99	5.99													
19 Green Vegetables	5.43	5.26	5.08	5.16	5.16	5.16													
20 Yellow Vegetables	5.70	5.70	5.53	5.73	5.73	5.73													
21 Other Vegetables	4.93	4.77	4.55	4.80	4.80	4.80													
22 Fruit Salads	5.55	5.57	5.25	5.35	5.35	5.35													
23 Vegetable Salads	5.26	5.11	4.82	5.02	5.02	5.02													
24 Tossed Green Salads	6.49	6.49	6.45	6.80	6.80	6.80													
25 Salad Dressings	5.67	5.57	5.47	5.68	5.68	5.68													
26 Fresh Fruit	6.63	6.69	6.80	6.90	6.90	6.90													
27 Canned Fruits	5.78	5.68	5.69	5.64	5.64	5.64													
28 Cookies & Brownies	5.63	5.67	5.56	5.57	5.57	5.57													
29 Cakes	6.09	6.06	6.02	6.21	6.21	6.21													
30 Pies	5.96	5.89	5.89	5.90	5.90	5.90													
31 Puddings & Other Desserts	5.81	5.75	5.62	5.68	5.68	5.68													
32 Ice Cream & Sherbets	6.59	6.67	6.87	6.95	6.95	6.95													
33 Nonsense Foods	4.80	4.71	4.71	4.49	4.49	4.49													

Table 6

To further investigate the findings of Table 5, the classes which showed significant differences in the analysis of variance were broken down into individual foods and analyzed by Duncan's multiple comparisons test to determine which of the foods contributed to the significant ANOVA. Table 6 presents the results of the Duncan's test in two differently organized listings, first, by food class, and second, by alphabetical order. To the right of each name are the means for each service (A=Army, N=Navy, F=Air Force, and M=Marine Corps), and each scale. The section titled Duncan shows the pairs of services which differ significantly and the level of significance identified by entering a star (*) in the appropriate column. One star (*) indicates a significant difference at the .05 level, and two stars (**) indicate significance at the .01 level (a more pronounced difference). If no stars are entered for a food, there was no statistically significant difference among the services.

FOOD NAME	H E D O N I C				F R E Q U E N C Y							
	MEANS		DUNCAN		MEANS		DUNCAN					
	A	N	F	M	A*N	A*F	A*M	N*F	N*F	M*F	F*F	
01	---APPETIZERS---											
0353FRUIT COCKTAIL (CANNED)	6.43	6.47	6.30	6.66	---	---	---	---	10.02	9.57	10.31	12.17
0090FRUIT CUP	5.91	6.09	5.93	5.77	---	---	---	---	9.09	7.96	8.90	8.65
0153GUACAMOLE DIP	5.50	6.13	5.53	5.29	---	---	---	---	8.08	9.27	8.00	8.72
0019TOMATO JUICE	5.63	5.80	5.63	5.73	---	---	---	---	11.29	12.01	11.77	12.23
0340TOMATO JUICE	5.88	5.92	5.78	5.83	---	---	---	---	10.98	11.40	11.12	12.13
0101VEGETABLE JUICE	5.56	5.40	5.41	5.13	---	---	---	---	9.07	8.85	9.47	9.76
02	---SOUPS---											
0116BEAN SOUP	5.83	5.29	5.17	5.11	---	---	---	---	8.63	6.49	6.93	7.46
0292BEEF BARLEY SOUP	5.46	5.41	5.43	5.34	---	---	---	---	6.80	6.06	7.25	7.33
0322BEEF RICE SOUP	5.67	5.25	5.54	5.44	---	---	---	---	8.19	6.01	7.55	7.90
0258CHICKEN NOODLE SOUP	6.70	6.74	6.40	6.62	---	---	---	---	10.20	9.78	10.03	11.43
0356CLAM CHOWDER	5.43	5.72	5.53	5.01	---	---	---	---	7.15	7.26	7.46	7.87
0237CORN CHOWDER	5.21	5.04	5.12	4.93	---	---	---	---	7.07	5.19	6.82	6.75
0113CREAM OF MUSHROOM SOUP	5.21	5.16	5.16	4.90	---	---	---	---	7.19	6.59	7.12	7.83
0127CREAM OF POTATO SOUP	5.24	5.19	5.28	5.07	---	---	---	---	7.32	6.01	7.17	7.29
0335CREOLE SOUP	5.20	4.87	5.24	4.56	---	---	---	---	7.50	5.19	7.41	6.21
0025EGG DROP SOUP	4.05	5.15	4.56	3.91	---	---	---	---	5.60	5.54	5.62	4.09
0063FISH CHOWDER	4.77	5.25	5.01	4.92	---	---	---	---	6.74	5.56	6.44	6.44
0351MINESTRONE SOUP	5.26	5.26	5.42	4.95	---	---	---	---	7.22	5.74	6.83	6.72
0251ONION SOUP	5.00	4.62	4.93	4.46	---	---	---	---	6.67	4.60	6.14	5.89
0047SPLIT PEA SOUP	4.78	4.55	4.68	4.33	---	---	---	---	6.38	5.05	6.12	5.69
0268TOMATO SOUP	5.87	6.00	5.83	5.92	---	---	---	---	8.30	7.76	8.63	9.60
0089TOMATO VEGETABLE NOODLE SOUP	5.65	5.52	5.62	5.62	---	---	---	---	8.61	6.46	8.13	8.11
0240TURKEY RICE SOUP	5.72	5.58	5.61	5.54	---	---	---	---	8.10	6.47	7.68	8.07
0168VEGETABLE SOUP	6.28	6.28	6.08	6.09	---	---	---	---	9.94	8.38	9.30	9.88

FOOD NAME

MEDONIC

FREQUENCY

Q#	MEANS				DUNCAN				MEANS				DUNCAN			
	A	N	F	M	A	N	F	M	A	N	F	M	A	N	F	M
---FRUIT AND VEGETABLE JUICES ---																
0030	APPLE	6.14	6.16	6.29	6.08	---	---	---	---	11.78	11.32	12.73	12.60	---	---	---
0326	CRANBERRY	5.22	4.89	4.93	4.85	---	---	---	---	7.26	5.96	6.85	7.25	---	---	---
0010	GRAPE	6.34	6.30	6.33	6.49	---	---	---	---	13.03	12.74	13.67	14.76	---	---	---
0272	GRAPEFRUIT	6.00	5.80	5.75	5.75	---	---	---	---	11.10	10.77	10.72	12.99	---	---	---
0128	GRAPEFRUIT-ORANGE	6.32	6.07	6.18	6.49	---	---	---	---	13.49	12.40	13.22	15.84	---	---	---
0182	GRAPEFRUIT-PINEAPPLE	6.03	5.62	5.67	5.81	---	---	---	---	10.78	10.02	10.37	12.61	---	---	---
0375	ORANGE	7.38	7.64	7.42	7.55	---	---	---	---	17.58	20.02	18.15	20.29	---	---	---
0318	PINEAPPLE	6.06	5.70	5.78	5.87	---	---	---	---	10.13	9.15	9.69	11.65	---	---	---
0362	PRUNE	4.48	3.87	4.16	3.86	---	---	---	---	5.89	4.04	5.11	4.85	---	---	---
0019	TOMATO	5.63	5.80	5.63	5.73	---	---	---	---	11.29	12.01	11.77	12.23	---	---	---
0340	TOMATO	5.88	5.92	5.78	5.83	---	---	---	---	10.98	11.40	11.12	12.13	---	---	---
0101	VEGETABLE	5.56	5.40	5.41	5.13	---	---	---	---	9.07	8.85	9.47	9.76	---	---	---
04 ---FRUIT DRINKS AND ICED TEA ---																
0373	CHERRY-FLAVORED	5.76	5.79	5.52	5.76	---	---	---	---	9.62	9.49	8.79	11.07	---	---	---
0332	FRUIT PUNCH	6.14	6.28	6.06	6.30	---	---	---	---	10.11	10.34	10.28	12.41	---	---	---
0248	GRAPE-FLAVORED	6.15	5.98	5.93	6.31	---	---	---	---	10.63	10.16	10.62	13.05	---	---	---
0312	GRAPE LEMONADE	5.82	5.65	5.56	5.80	---	---	---	---	9.39	8.58	9.18	10.85	---	---	---
0249	ICED TEA	6.57	7.05	6.74	7.28	---	---	---	---	15.18	16.99	15.95	19.61	---	---	---
0187	LEMONADE	6.64	6.98	6.60	7.08	---	---	---	---	12.22	13.67	12.70	16.40	---	---	---
0118	LIME-FLAVORED	5.38	5.42	5.24	5.62	---	---	---	---	8.43	7.92	8.45	10.48	---	---	---
0314	ORANGE-FLAVORED	6.19	6.26	5.99	6.48	---	---	---	---	11.31	10.80	10.73	13.48	---	---	---

FOOD NAME

HEDONIC

FREQUENCY

FOOD NAME	MEANS				MEANS				DUNCAN
	A	N	F	M	A	N	F	M	
---HOT BEVERAGES									
05									
0231FREEZE-DRIED COFFEE	4.95	5.16	4.67	4.73	9.41	10.42	8.69	9.69	
0150FRESH COFFEE	6.61	6.52	6.36	6.33	18.64	20.29	18.89	18.79	
0217HOT CHOCOLATE	6.49	7.03	6.71	6.66	11.66	14.11	12.68	13.51	
0378INSTANT COFFEE	5.13	4.95	4.68	4.90	10.42	10.26	9.02	10.51	
0003TEA	6.18	6.59	6.41	6.71	16.04	17.06	16.14	17.84	
06									
---MILK PRODUCTS									
0126BUTTERMILK	4.25	5.34	3.70	3.79	6.92	4.74	5.83	6.33	
0202CHOCOLATE MILK	6.72	7.13	6.70	6.94	14.61	17.23	15.20	17.48	
0169FRUIT FLAVORED YOGURT	4.65	4.90	4.70	4.47	6.25	7.12	6.79	7.20	
0049ICE CREAM	7.15	7.62	7.27	7.43	15.37	17.26	17.74	18.94	
0241MILK	7.71	8.18	7.85	8.13	22.19	26.15	23.64	25.81	
0139MILK SHAKE	7.15	7.58	7.21	7.57	13.21	14.95	14.04	16.76	
0211MILK SHAKE	6.95	7.43	7.00	7.38	12.25	14.73	13.64	16.39	
0038SKIMMED MILK	4.21	3.57	3.95	3.80	7.33	6.17	7.46	8.26	
0336SOFT SERVE ICE CREAM	6.35	6.98	6.60	6.76	11.13	13.18	12.50	14.58	
07									
---CARBONATED BEVERAGES									
0279CHERRY SODA	5.80	5.96	5.67	5.90	9.82	9.65	9.38	11.62	
0124COLA	6.69	7.15	6.59	6.79	16.18	17.48	16.10	17.25	
0209GINGERALE	5.98	6.28	5.81	5.98	10.94	10.76	10.05	11.94	
0307GRAPE SODA	6.17	5.88	5.82	6.17	11.59	9.87	10.27	12.91	
0106LEMON-LIME SODA	5.55	6.01	5.63	5.93	10.33	11.41	10.79	12.99	
0123LOW-CALORIE SODA	3.91	3.80	3.93	3.75	5.59	5.40	6.78	5.94	
0131ORANGE SODA	6.21	6.40	5.97	6.47	12.36	12.13	11.54	14.28	
0048PEPPER SODA	5.12	5.52	5.41	5.31	9.84	10.51	11.06	11.18	
0345ROOT BEER	6.27	6.69	6.20	6.57	12.01	12.67	11.56	14.63	

FOOD NAME

HEDONIC

FREQUENCY

MEANS

DUNCAN

DUNCAN

A N F M A*N A*F A*M N*F N*M F*M A N F M A*N A*F A*M N*F N*M F*M

06 ---BEER

0105BEER 6.96 7.63 6.89 7.67 --- --- --- --- --- --- 18.01 21.35 18.02 22.17 --- --- --- ---

09 ---HOT BREADS, AND DOUGHNUTS

0009BAKING-POWDER BISCUITS 6.18 6.06 6.32 6.22 --- --- --- --- --- --- 11.08 10.41 11.75 11.35 --- --- --- ---

0007BLUEBERRY MUFFINS 6.31 6.50 6.64 6.39 --- --- --- --- --- --- 10.45 9.96 11.11 10.43 --- --- --- ---

0247COFFEE CAKE 5.74 5.88 5.87 5.48 --- --- --- --- --- --- 8.59 8.26 8.84 8.94 --- --- --- ---

0301CORNBREAD 6.42 6.26 6.29 6.29 --- --- --- --- --- --- 10.24 9.15 10.22 11.29 --- --- --- ---

0297DANISH PASTRY 6.32 6.55 6.45 6.15 --- --- --- --- --- --- 9.07 10.03 10.80 10.00 --- --- --- ---

0364DOUGHNUTS 6.71 7.11 6.72 6.87 --- --- --- --- --- --- 12.16 14.76 12.78 14.06 --- --- --- ---

0092ENGLISH MUFFINS 6.19 6.69 6.31 6.41 --- --- --- --- --- --- 9.95 11.65 10.64 10.84 --- --- --- ---

0196PLAIN MUFFINS 5.66 5.69 5.68 5.58 --- --- --- --- --- --- 8.37 7.20 8.16 8.03 --- --- --- ---

0111SWEET ROLLS 6.33 6.66 6.63 6.49 --- --- --- --- --- --- 11.08 11.89 12.38 12.00 --- --- --- ---

10 ---BREAKFAST CEREALS

0321COLD CEREAL 5.91 6.27 5.87 6.24 --- --- --- --- --- --- 11.66 13.39 11.35 14.35 --- --- --- ---

0372HOMINY GRITS 5.77 4.93 5.56 5.31 --- --- --- --- --- --- 9.91 7.33 9.55 9.65 --- --- --- ---

0224HOT OATMEAL 5.63 5.76 5.52 5.69 --- --- --- --- --- --- 9.05 9.25 9.60 10.31 --- --- --- ---

0354HOT WHOLE WHEAT CEREAL 5.45 5.37 5.30 5.35 --- --- --- --- --- --- 8.40 7.51 8.13 9.13 --- --- --- ---

11 ---GRIDDLE CAKES

0043FRENCH TOAST 6.44 6.64 6.47 6.54 --- --- --- --- --- --- 12.23 11.62 12.78 13.07 --- --- --- ---

0377GRIDDLE CAKES 6.35 6.58 6.35 6.24 --- --- --- --- --- --- 11.23 10.83 11.12 11.61 --- --- --- ---

0286WAFFLES 6.41 6.75 6.47 6.45 --- --- --- --- --- --- 10.65 10.78 11.18 12.06 --- --- --- ---

12 ---EGGS

0176EGGS TO ORDER 7.46 7.71 7.32 7.66 --- --- --- --- --- --- 20.18 22.38 19.44 22.77 --- --- --- ---

0236OMELET 6.38 6.39 6.60 6.22 --- --- --- --- --- --- 11.56 10.53 12.88 13.10 --- --- --- ---

FOOD NAME

HEDONIC

FREQUENCY

MEANS DUNCAN MEANS DUNCAN

13

---BREAKFAST MEATS

	A	N	F	M	A*N	A*F	M*N	F*M	A	N	F	M	A*N	A*F	M*N	F*M
0304BACON	7.21	7.62	7.21	7.23	55.5	55.5	55.5	55.5	17.33	17.93	16.56	17.88	55.5	55.5	55.5	55.5
0294CANADIAN BACON	6.69	7.23	6.80	6.91	55.5	55.5	55.5	55.5	11.40	13.65	12.35	14.74	55.5	55.5	55.5	55.5
0344CREAMED CHIPPED BEEF	5.97	5.46	6.00	5.95	55.5	55.5	55.5	55.5	9.46	6.99	9.42	10.65	55.5	55.5	55.5	55.5
0239CREAMED GROUND BEEF	6.08	5.36	5.82	5.91	55.5	55.5	55.5	55.5	10.11	6.38	9.65	11.33	55.5	55.5	55.5	55.5
0036GRILLED BOLOGNA	5.32	4.82	4.99	5.12	55.5	55.5	55.5	55.5	7.27	5.30	6.51	7.22	55.5	55.5	55.5	55.5
0134HAM	6.98	7.17	7.06	7.06	55.5	55.5	55.5	55.5	11.45	10.60	11.57	12.71	55.5	55.5	55.5	55.5
0227HAM	6.82	6.99	6.89	6.78	55.5	55.5	55.5	55.5	10.49	10.41	11.20	11.93	55.5	55.5	55.5	55.5
0039PORK SAUSAGE PATTIES	6.43	6.41	6.25	6.25	55.5	55.5	55.5	55.5	11.72	10.76	11.85	12.24	55.5	55.5	55.5	55.5
0031SAUSAGE LINKS	6.86	6.75	6.77	6.45	55.5	55.5	55.5	55.5	14.06	13.05	14.28	13.18	55.5	55.5	55.5	55.5
0065SCRAPPLE	4.98	5.24	4.98	5.10	55.5	55.5	55.5	55.5	6.81	6.43	6.86	8.20	55.5	55.5	55.5	55.5

14

---FISH AND SEAFOOD

	A	N	F	M	A*N	A*F	M*N	F*M	A	N	F	M	A*N	A*F	M*N	F*M
0041BAKED FISH	5.64	5.94	5.60	5.66	55.5	55.5	55.5	55.5	8.19	7.84	8.12	8.59	55.5	55.5	55.5	55.5
0074BAKED TUNA & NOODLES	5.53	5.64	5.76	5.85	55.5	55.5	55.5	55.5	7.45	6.77	7.93	8.56	55.5	55.5	55.5	55.5
0330BAKED TUNA & NOODLES	5.39	5.51	5.63	5.71	55.5	55.5	55.5	55.5	7.57	6.35	7.79	8.33	55.5	55.5	55.5	55.5
0069FRENCH FRIED FISH STICKS	6.08	5.46	6.17	6.70	55.5	55.5	55.5	55.5	8.91	8.29	9.07	10.58	55.5	55.5	55.5	55.5
0104FRENCH FRIED SCALLOPS	6.16	6.22	6.27	6.06	55.5	55.5	55.5	55.5	9.13	8.41	9.57	10.13	55.5	55.5	55.5	55.5
0167FRENCH FRIED SHRIMP	6.91	7.28	7.10	7.10	55.5	55.5	55.5	55.5	11.40	11.32	11.74	13.75	55.5	55.5	55.5	55.5
0320FRIED FISH	6.24	6.62	6.26	6.44	55.5	55.5	55.5	55.5	9.18	8.94	9.11	10.85	55.5	55.5	55.5	55.5
0129FRIED OYSTERS	5.89	5.62	5.70	5.43	55.5	55.5	55.5	55.5	9.29	7.91	8.44	8.89	55.5	55.5	55.5	55.5
0216LOBSTER	6.92	6.99	7.04	6.51	55.5	55.5	55.5	55.5	11.61	11.37	11.23	11.53	55.5	55.5	55.5	55.5
0284SALMON	5.77	5.76	5.83	5.66	55.5	55.5	55.5	55.5	7.91	6.60	7.57	8.68	55.5	55.5	55.5	55.5
0290SEAFOOD PLATTER	6.82	6.96	6.61	6.66	55.5	55.5	55.5	55.5	10.73	9.94	9.96	11.25	55.5	55.5	55.5	55.5
0045SHRIMP CREOLE	6.17	6.19	6.35	6.35	55.5	55.5	55.5	55.5	9.63	8.33	10.06	10.79	55.5	55.5	55.5	55.5

FOOD NAME

HEDONIC

FREQUENCY

	MEANS				DUNCAN				MEANS				DUNCAN						
	A	N	F	M	A	N	A	F	M	A	N	F	M	A	N	A	F	M	F
15	---																		
---	---																		
0328BAKED CHICKEN	6.62	6.92	6.65	6.72	---	---	---	---	---	10.03	9.83	10.22	11.13	---	---	---	---	---	---
0215BAKED HAM	6.81	6.93	6.80	6.69	---	---	---	---	---	10.36	9.73	10.51	11.11	---	---	---	---	---	---
0289BAKED STUFFED PORK CHOPS	6.64	6.64	6.53	6.57	---	---	---	---	---	9.59	8.21	9.56	10.52	---	---	---	---	---	---
0005BARBECUED BEEF CUBES	6.0R	5.91	6.13	6.48	---	---	---	---	---	7.99	5.85	8.12	8.51	---	---	---	---	---	---
0262BARBECUED SPARERIBS	6.92	6.87	6.87	6.69	---	---	---	---	---	10.94	9.55	10.74	11.14	---	---	---	---	---	---
0014BOILED PIGS' FEET	4.91	4.25	4.34	4.00	---	---	---	---	---	6.80	4.24	4.77	5.21	---	---	---	---	---	---
0018BRAISED LIVER WITH ONIONS	5.02	4.55	4.61	4.60	---	---	---	---	---	7.10	4.88	5.66	5.88	---	---	---	---	---	---
0057BREADED VEAL STEAKS	6.51	6.23	6.45	6.51	---	---	---	---	---	10.51	8.25	9.95	10.73	---	---	---	---	---	---
0058CHITTERLINGS	5.24	4.10	5.06	4.35	---	---	---	---	---	8.17	5.19	7.32	6.83	---	---	---	---	---	---
0023CORNEB BEEF	5.38	5.26	5.20	4.97	---	---	---	---	---	6.82	5.50	6.69	6.54	---	---	---	---	---	---
0086FRIED CHICKEN	7.21	7.55	7.27	7.48	---	---	---	---	---	11.90	11.55	12.52	13.26	---	---	---	---	---	---
0254GRILLED HAM	6.66	6.86	6.76	6.64	---	---	---	---	---	9.99	9.75	10.52	11.36	---	---	---	---	---	---
0173GRILLED LAMB CHOPS	5.88	5.49	6.05	6.05	---	---	---	---	---	8.45	6.12	8.43	9.13	---	---	---	---	---	---
0015GRILLED MINUTE STEAK	6.85	6.86	6.61	7.06	---	---	---	---	---	10.91	9.84	10.29	11.84	---	---	---	---	---	---
0348GRILLED STEAK	7.57	7.96	7.67	7.75	---	---	---	---	---	13.17	14.76	14.23	15.13	---	---	---	---	---	---
0256HOT ROAST BEEF SANDWICH W GRAVY	6.76	6.83	7.06	6.97	---	---	---	---	---	10.04	9.17	11.38	11.80	---	---	---	---	---	---
0016HOT TURKEY SANDWICH WITH GRAVY	6.85	6.91	6.90	6.95	---	---	---	---	---	10.14	8.73	10.21	10.60	---	---	---	---	---	---
0168ITALIAN SAUSAGE	6.49	6.76	6.46	6.68	---	---	---	---	---	10.05	9.69	9.98	11.59	---	---	---	---	---	---
0194PEPPER STEAK	6.62	6.56	6.50	6.76	---	---	---	---	---	9.77	8.75	9.34	11.31	---	---	---	---	---	---
0273PICKLED PIGS' FEET	5.30	4.81	4.76	4.50	---	---	---	---	---	7.45	5.98	6.56	6.76	---	---	---	---	---	---
0085POLISH SAUSAGE	6.27	6.44	6.14	6.08	---	---	---	---	---	9.46	8.18	8.38	9.66	---	---	---	---	---	---
0271PORK HOCKS	5.72	5.21	5.16	5.16	---	---	---	---	---	8.15	6.31	7.03	7.78	---	---	---	---	---	---
0192POT ROAST	6.69	6.55	6.78	6.62	---	---	---	---	---	9.65	8.38	10.33	10.57	---	---	---	---	---	---
0203ROAST BEEF	6.80	6.82	7.31	6.96	---	---	---	---	---	10.87	10.23	12.36	12.10	---	---	---	---	---	---
0125ROAST LAMB	5.57	5.55	5.98	6.17	---	---	---	---	---	8.16	6.48	9.06	9.86	---	---	---	---	---	---
0157ROAST PORK	6.68	6.35	6.60	6.32	---	---	---	---	---	9.83	7.85	9.93	9.46	---	---	---	---	---	---
0006ROAST TURKEY	6.81	7.06	7.02	6.82	---	---	---	---	---	8.52	7.08	8.72	8.51	---	---	---	---	---	---

FOOD NAME

HE DONIC

FREQUENCY

	MEANS				DUNCAN				MEANS				DUNCAN								
	A	N	F	M	A*N	A*F	A*M	N*F	N*M	F*M	A	N	F	M	A*N	A*F	A*M	N*F	N*M	F*M	
0295ROAST VEAL	6.07	5.85	6.15	6.22							8.27	6.86	8.57	9.71							
0097SAUERBRATEN	5.72	5.65	5.28	4.77							7.47	5.75	6.36	6.12							
0342SPARERIBS WITH SAUERKRAUT	5.90	5.87	5.74	5.47							7.83	7.13	7.73	8.15							
0054SWISS STEAK	6.95	6.66	6.99	7.22							11.49	9.34	11.64	12.32							
0082VEAL PARMESAN	5.96	6.52	6.19	6.30							8.45	8.26	8.69	9.18							
16	---STEWES AND EXTENDED MEATS																				
0074BAKED TUNA & NOODLES	5.53	5.64	5.76	5.85							7.45	6.77	7.93	8.56							
0330BAKED TUNA & NOODLES	5.39	5.51	5.63	5.71							7.57	6.35	7.79	8.33							
0152BEEF STEW	6.37	6.75	6.60	6.92							9.30	9.35	10.06	11.66							
0190BEEF STROGANOFF	6.14	6.29	6.38	6.42							8.83	7.74	8.75	9.95							
0300CHICKEN CACCIATORE	5.84	5.98	5.97	6.04							7.66	6.50	8.42	8.86							
0159CHILI CON CARNE	6.64	6.46	6.39	6.90							9.74	8.49	9.14	11.13							
0004CHILI MACARONI	5.82	5.94	5.61	6.25							7.28	5.95	6.66	8.00							
0064CORNED BEEF HASH	5.39	5.12	5.21	4.98							7.19	5.79	6.71	6.77							
0098ENCHILADAS	5.89	6.28	6.12	6.40							8.72	7.59	8.54	10.38							
9299HAM LOAF	6.06	5.88	5.96	5.90							8.57	6.89	8.13	9.86							
0061LASAGNA	6.26	6.91	6.43	6.71							8.75	9.43	9.33	10.52							
9361LASAGNA	6.38	7.01	6.56	6.86							9.18	10.15	9.78	11.57							
0226MEAT LOAF	6.69	6.72	6.49	7.06							9.92	9.11	9.65	11.72							
0044PIZZA	6.85	7.21	6.96	7.06							11.43	11.04	11.73	12.43							
0250PIZZA	6.91	7.28	7.04	7.08							11.21	11.83	11.85	13.12							
0059PORK CHOP SUEY	5.94	5.45	5.82	5.66							8.83	5.79	8.14	8.50							
0072RAVIOLI	6.08	6.69	6.22	6.79							9.27	8.80	9.17	10.47							
0160SALISBURY STEAK	6.75	6.59	6.65	7.05							10.33	8.94	9.94	11.85							
0045SHRIMP CREOLE	6.17	6.19	6.35	6.35							9.63	8.33	10.06	10.79							
0133SPAGHETTI WITH MEAT SAUCE	7.04	7.45	7.08	7.53							11.20	11.26	11.43	13.40							
0253SPAGHETTI WITH MEATBALLS	6.96	7.48	7.12	7.46							10.69	11.40	11.39	13.42							
0096STUFFED CABBAGE	5.66	5.43	5.28	5.27							8.01	6.13	6.80	7.50							

FOOD NAME

HEDONIC

FREQUENCY

	MEANS				DUNCAN				MEANS				DUNCAN			
	A	N	F	M	A	N	F	M	A	N	F	M	A	N	F	M
0084STUFFED GREEN PEPPERS	5.78	5.79	5.55	5.50					7.64	6.76	7.39	8.12				
0184SUKIYAKI	5.96	5.72	5.92	5.74					8.19	6.24	7.67	8.72				
0142SWEDISH MEATBALLS	6.52	6.59	6.45	6.87					9.62	8.49	9.37	11.67				
0148SWEET & SOUR PORK	5.74	5.72	5.97	5.46					8.09	6.16	8.22	7.60				
0347TURKEY POT PIE	6.04	6.40	6.19	6.52					8.61	8.02	8.69	10.76				
0002VEALBURGER	5.66	5.61	5.71	5.90					6.48	4.76	6.54	6.43				
17	---SHORT ORDER, SANDWICHES---															
0360BACON, LETTUCE & TOMATO SAND	6.88	7.57	7.12	7.23					10.95	12.59	12.28	13.60				
0136BAKED BEAN SANDWICH	4.21	4.44	4.47	4.30					5.58	4.33	5.64	5.69				
0306BOLONGNA SANDWICH	5.74	5.82	5.57	5.66					7.77	7.44	7.97	8.78				
0146BURRITOS	6.11	6.64	6.13	6.30					9.34	9.18	8.67	10.20				
0029CHEESEBURGER	6.71	7.22	6.88	7.10					11.70	11.27	13.43	12.54				
0302EGG SALAD SANDWICH	6.12	6.28	6.08	6.07					8.68	8.30	8.62	9.64				
0303FISHWICH	5.84	6.22	5.92	5.99					8.46	7.72	8.46	8.95				
0345FRANKFURTER, CHEESE AND BACON	5.97	6.38	5.89	6.10					8.62	8.31	8.48	9.62				
0311FRANKFURTERS	6.13	6.55	6.11	6.27					8.81	9.12	9.29	10.02				
0225GRILLED CHEESE SANDWICH	6.61	6.97	6.47	6.86					10.07	10.91	10.62	11.97				
0193GRILLED HAM & CHEESE SANDWICH	6.76	7.11	6.67	6.83					10.82	10.76	10.92	11.70				
0172HAM SANDWICH	6.65	6.90	6.74	6.71					10.44	9.69	10.38	11.34				
0062HAMBURGER	6.63	7.14	6.83	6.97					11.14	11.25	12.63	11.79				
0066HOT PASTRAMI SANDWICH	5.63	6.08	5.78	5.66					7.57	7.29	7.76	7.43				
0042HOT REUBEN SANDWICH	5.29	5.89	5.50	5.12					7.42	7.81	7.94	6.91				
0293HOT TAMALES	5.97	6.19	6.09	6.26					8.91	7.88	8.79	9.90				
0155MEATBALL SUBMARINE	6.28	6.75	6.39	6.78					8.80	8.93	9.28	10.81				
0333PEANUT BUTTER AND JELLY SAND	5.45	6.17	5.78	5.89					7.86	9.51	8.76	10.09				
0044PIZZA	6.85	7.21	6.96	7.06					11.43	11.04	11.73	12.43				
0250PIZZA	6.91	7.28	7.04	7.08					11.21	11.83	11.85	13.12				
0235SALAMI SANDWICH	5.67	5.74	5.50	5.52					7.81	6.77	7.58	8.01				

FOOD NAME

HE DONIC

FREQUENCY

	MEANS				DUNCAN				MEANS				DUNCAN							
	A	N	F	M	A*N	A*F	A*M	N*F	N*M	F*M	A	N	F	M	A*N	A*F	A*M	N*F	N*M	F*M
0220SLOPPY JOE	6.51	6.89	6.53	7.07	---	---	---	---	---	---	9.87	9.96	10.32	12.42	---	---	---	---	---	---
0179SUBMARINE SANDWICH	6.32	6.80	6.51	6.63	---	---	---	---	---	---	8.86	8.98	9.49	11.05	---	---	---	---	---	---
0170TACOS	6.23	6.69	6.48	6.59	---	---	---	---	---	---	9.39	9.48	9.82	11.82	---	---	---	---	---	---
0287TUNA SALAU SANDWICH	6.18	6.52	6.33	6.47	---	---	---	---	---	---	8.90	9.22	9.81	10.89	---	---	---	---	---	---
0033TURKEY CLUB SANDWICH	6.53	6.71	6.60	6.62	---	---	---	---	---	---	9.80	8.76	10.30	10.14	---	---	---	---	---	---
0316WESTERN SANDWICH	6.31	6.77	6.36	6.48	---	---	---	---	---	---	9.08	9.15	9.43	10.57	---	---	---	---	---	---
18	---POTATO + POTATO SUBSTITUTES																			
0349BAKED MACARONI & CHEESE	6.50	6.62	6.33	6.62	---	---	---	---	---	---	9.68	9.12	9.29	11.34	---	---	---	---	---	---
0296BAKED POTATOES	6.70	6.92	6.78	6.46	---	---	---	---	---	---	10.31	10.47	11.16	10.52	---	---	---	---	---	---
0178BOILED NAVY BEANS	5.63	4.53	5.13	5.05	---	---	---	---	---	---	7.09	4.98	6.26	7.04	---	---	---	---	---	---
0156BOSTON BAKED BEANS	6.11	6.15	6.03	6.25	---	---	---	---	---	---	8.14	7.28	8.46	9.41	---	---	---	---	---	---
0052BUTTERED NOODLES	5.87	5.66	5.85	5.87	---	---	---	---	---	---	8.91	7.41	8.79	8.56	---	---	---	---	---	---
0283CORN BREAD STUFFING	5.83	5.55	5.64	5.48	---	---	---	---	---	---	7.62	6.27	7.46	7.92	---	---	---	---	---	---
0274FRENCH FRIED POTATOES	7.20	7.63	7.27	7.55	---	---	---	---	---	---	13.56	14.21	14.50	15.81	---	---	---	---	---	---
0022FRIED RICE	5.97	5.73	5.88	5.90	---	---	---	---	---	---	9.11	7.53	8.88	8.87	---	---	---	---	---	---
0264GIBLET STUFFING	6.00	5.99	5.82	5.53	---	---	---	---	---	---	8.18	6.78	7.39	7.82	---	---	---	---	---	---
0109HASHED BROWN POTATOES	6.94	7.02	7.08	7.00	---	---	---	---	---	---	13.61	13.19	14.63	14.78	---	---	---	---	---	---
0078HOT POTATO SALAD	5.71	5.43	5.50	5.48	---	---	---	---	---	---	8.20	6.50	7.77	7.61	---	---	---	---	---	---
0334MASHED POTATOES	6.89	7.07	6.92	7.11	---	---	---	---	---	---	13.16	13.17	14.04	15.08	---	---	---	---	---	---
0130PORK AND BEANS	6.22	6.35	6.02	6.36	---	---	---	---	---	---	9.29	8.68	8.87	10.24	---	---	---	---	---	---
0245POTATO CHIPS	6.61	6.94	6.70	6.76	---	---	---	---	---	---	11.74	12.45	12.87	13.12	---	---	---	---	---	---
0135REFRIED BEANS	5.07	5.11	5.25	5.12	---	---	---	---	---	---	6.43	5.95	6.78	6.98	---	---	---	---	---	---
0149RICE PILAF	5.41	5.34	5.46	5.00	---	---	---	---	---	---	7.43	6.26	7.65	6.93	---	---	---	---	---	---
0076SAUSAGE STUFFING	5.27	5.29	5.18	4.92	---	---	---	---	---	---	7.57	5.50	6.62	6.54	---	---	---	---	---	---
0114SAVORY BREAD STUFFING	5.47	5.62	5.43	5.05	---	---	---	---	---	---	7.07	6.09	6.86	6.26	---	---	---	---	---	---
0165SCALLOPED POTATOES	5.85	6.05	6.05	5.82	---	---	---	---	---	---	8.51	7.83	8.78	8.66	---	---	---	---	---	---
0338SPANISH RICE	6.01	5.85	6.05	6.05	---	---	---	---	---	---	8.85	7.32	9.22	10.19	---	---	---	---	---	---
0051STEAMED RICE	5.77	5.60	5.79	5.67	---	---	---	---	---	---	9.73	8.11	9.69	8.89	---	---	---	---	---	---
0091SWEET POTATOES	5.84	5.29	5.63	5.55	---	---	---	---	---	---	8.27	6.14	7.98	8.13	---	---	---	---	---	---

FOOD NAME

HEDONIC

FREQUENCY

	MEANS				DUNCAN				MEANS				DUNCAN							
	A	N	F	M	A*N	A*F	A*M	N*F	N*M	F*M	A	N	F	M	A*N	A*F	A*M	N*F	N*M	F*M
19	---																			
---GREEN VEGETABLES																				
0244	5.37	5.12	5.20	4.81	---	---	---	---	---	---	7.34	6.75	7.55	7.80	---	---	---	---	---	---
0317	5.33	5.09	5.39	4.85	---	---	---	---	---	---	7.35	6.49	7.56	7.26	---	---	---	---	---	---
0208	5.47	4.88	5.10	4.74	---	---	---	---	---	---	7.27	5.84	6.83	6.68	---	---	---	---	---	---
0151	6.15	5.89	5.96	5.89	---	---	---	---	---	---	10.97	9.39	10.72	10.84	---	---	---	---	---	---
0270	5.60	5.29	5.53	5.12	---	---	---	---	---	---	8.02	6.23	7.99	7.47	---	---	---	---	---	---
0341	4.80	4.95	4.91	4.15	---	---	---	---	---	---	6.67	5.64	6.17	5.95	---	---	---	---	---	---
0110	5.52	5.41	5.23	5.16	---	---	---	---	---	---	8.40	6.74	7.09	7.84	---	---	---	---	---	---
0056	5.78	5.60	5.80	5.79	---	---	---	---	---	---	9.43	8.24	9.63	9.47	---	---	---	---	---	---
0140	5.92	5.79	5.76	5.83	---	---	---	---	---	---	9.09	8.19	9.10	9.49	---	---	---	---	---	---
0218	5.26	4.63	4.97	4.71	---	---	---	---	---	---	7.10	5.02	6.56	6.57	---	---	---	---	---	---
0186	5.76	5.60	5.51	5.46	---	---	---	---	---	---	8.10	7.18	8.24	8.15	---	---	---	---	---	---
0278	5.72	5.51	5.58	5.55	---	---	---	---	---	---	8.22	6.69	8.01	8.32	---	---	---	---	---	---
0275	5.64	5.22	5.42	5.35	---	---	---	---	---	---	8.74	6.92	8.45	9.25	---	---	---	---	---	---
0020	5.10	4.89	4.96	4.76	---	---	---	---	---	---	7.19	6.36	6.95	7.05	---	---	---	---	---	---
0162	5.25	4.86	4.79	4.68	---	---	---	---	---	---	6.79	5.27	6.01	6.67	---	---	---	---	---	---
0191	5.06	4.68	5.27	4.96	---	---	---	---	---	---	7.70	5.88	7.64	7.86	---	---	---	---	---	---
0107	5.61	5.75	5.55	5.49	---	---	---	---	---	---	8.22	7.91	8.45	8.41	---	---	---	---	---	---
0035	5.06	4.51	4.74	4.63	---	---	---	---	---	---	7.22	5.20	6.57	6.66	---	---	---	---	---	---
0207	5.56	5.42	5.41	5.16	---	---	---	---	---	---	7.50	6.61	7.66	7.65	---	---	---	---	---	---
0166	5.25	4.70	4.88	4.80	---	---	---	---	---	---	7.01	5.50	6.87	7.01	---	---	---	---	---	---
0112	5.13	5.15	4.99	4.97	---	---	---	---	---	---	7.12	7.02	7.60	8.03	---	---	---	---	---	---
0012	5.14	4.49	4.88	4.80	---	---	---	---	---	---	8.17	5.40	6.67	7.06	---	---	---	---	---	---

FOOD NAME

HEDONIC

FREQUENCY

	MEANS				DUNCAN				MEANS				DUNCAN							
	A	N	F	M	A*N	A*F	A*M	N*F	N*M	F*M	A	N	F	M	A*N	A*F	A*M	N*F	N*M	F*M
20	---																			
---YELLOW VEGETABLES																				
0075	4.31	4.45	4.46	3.83	---	---	---	---	---	---	5.62	4.45	5.46	4.38	---	---	---	---	---	---
0122	5.27	5.22	5.37	4.94	---	---	---	---	---	---	7.45	6.60	8.07	7.05	---	---	---	---	---	---
0151	6.15	5.89	5.96	5.89	---	---	---	---	---	---	10.97	9.39	10.72	10.84	---	---	---	---	---	---
0270	5.60	5.29	5.53	5.12	---	---	---	---	---	---	8.02	6.23	7.99	7.47	---	---	---	---	---	---
0161	5.22	4.90	5.10	5.04	---	---	---	---	---	---	7.47	5.36	6.42	6.58	---	---	---	---	---	---
0242	5.50	5.45	5.31	5.05	---	---	---	---	---	---	7.42	6.74	7.30	7.40	---	---	---	---	---	---
0315	6.92	7.43	7.10	7.19	---	---	---	---	---	---	11.76	13.20	12.86	14.39	---	---	---	---	---	---
0324	7.32	7.73	7.41	7.50	---	---	---	---	---	---	12.15	13.48	13.04	14.59	---	---	---	---	---	---
0198	5.89	5.85	5.73	5.77	---	---	---	---	---	---	8.67	6.81	7.32	8.88	---	---	---	---	---	---
0205	6.59	6.70	6.54	6.84	---	---	---	---	---	---	10.73	10.59	11.10	12.72	---	---	---	---	---	---
0024	3.92	4.11	4.21	3.65	---	---	---	---	---	---	5.24	3.70	5.30	4.11	---	---	---	---	---	---
21	---																			
---OTHER VEGETABLES																				
0355	5.15	4.71	5.03	4.45	---	---	---	---	---	---	6.69	5.44	6.64	5.84	---	---	---	---	---	---
0230	4.56	4.26	4.32	4.08	---	---	---	---	---	---	5.61	4.03	5.27	4.91	---	---	---	---	---	---
0079	4.44	4.53	4.08	4.07	---	---	---	---	---	---	5.49	4.71	4.91	5.18	---	---	---	---	---	---
0204	6.63	6.95	6.63	6.74	---	---	---	---	---	---	11.14	11.00	11.01	11.95	---	---	---	---	---	---
0267	5.03	4.98	4.84	4.59	---	---	---	---	---	---	6.51	5.58	6.28	6.63	---	---	---	---	---	---
0094	4.00	3.78	3.94	3.66	---	---	---	---	---	---	4.58	3.15	4.64	3.94	---	---	---	---	---	---
0359	5.19	4.64	4.85	4.44	---	---	---	---	---	---	6.41	4.71	5.59	6.18	---	---	---	---	---	---
0021	4.04	3.99	4.02	3.63	---	---	---	---	---	---	4.95	3.87	4.52	4.31	---	---	---	---	---	---
0050	5.17	5.30	5.07	5.02	---	---	---	---	---	---	6.96	6.48	6.89	7.29	---	---	---	---	---	---
0183	5.07	4.83	4.95	4.82	---	---	---	---	---	---	6.95	5.35	6.29	6.42	---	---	---	---	---	---

FOOD NAME

HEDONIC

FREQUENCY

	MEANS				DUNCAN				MEANS				DUNCAN			
	A	N	F	M	A*N	A*F	A*M	N*F	A	N	F	M	A*N	A*F	A*M	N*F
---FRUIT SALADS																
22																
0352BANANA SALAD	5.56	5.32	5.46	5.22	---	---	---	---	6.88	5.49	7.22	7.20	---	---	---	---
0313COTTAGE CHEESE & FRUIT SALAD	5.21	4.93	5.18	4.78	---	---	---	---	7.27	6.39	7.96	7.74	---	---	---	---
0026JELLIED FRUIT SALAD	5.47	5.55	5.57	5.55	---	---	---	---	8.85	7.25	8.87	8.23	---	---	---	---
0229MIXED FRUIT SALAD	6.28	6.18	6.43	6.09	---	---	---	---	9.71	8.96	10.47	10.43	---	---	---	---
026SPINEAPPLE CHEESE SALAD	5.08	4.84	5.01	4.55	---	---	---	---	6.41	4.99	6.62	6.19	---	---	---	---
0369SLICED ORANGE SALAD	5.80	5.70	5.89	5.55	---	---	---	---	7.45	7.10	8.40	8.60	---	---	---	---
0210WALDORF SALAD	5.42	4.95	5.47	5.00	---	---	---	---	7.37	5.68	8.10	7.98	---	---	---	---
---VEGETABLE SALADS																
23																
0093CARROT, RAISIN & CELERY SALAD	4.62	4.09	4.65	4.09	---	---	---	---	6.01	4.02	6.31	5.06	---	---	---	---
0013CELERY & CARROT STICKS	5.43	5.94	5.68	5.47	---	---	---	---	10.11	12.43	11.35	11.28	---	---	---	---
0310COLE SLAW	6.31	6.31	6.15	6.23	---	---	---	---	9.98	9.76	10.39	11.42	---	---	---	---
0263CUCUMBER & ONION SALAD	5.78	5.51	5.28	4.97	---	---	---	---	8.61	7.47	7.55	7.71	---	---	---	---
0145FRIJOLE SALAD	5.35	5.53	5.17	5.11	---	---	---	---	7.37	6.74	7.24	6.90	---	---	---	---
0329GARDEN COTTAGE CHEESE SALAD	5.16	4.92	5.07	4.63	---	---	---	---	7.23	5.93	7.19	6.56	---	---	---	---
0357JELLIED VEGETABLE SALAD	4.93	4.64	4.87	4.66	---	---	---	---	6.26	4.19	6.26	6.13	---	---	---	---
0180KIDNEY BEAN SALAD	4.81	3.89	4.50	4.10	---	---	---	---	5.43	3.48	5.34	4.93	---	---	---	---
0189MACARONI SALAD	6.05	5.80	5.78	5.81	---	---	---	---	8.70	7.40	8.50	9.29	---	---	---	---
0195PICKLED BEET & ONION SALAD	4.92	4.35	4.61	4.08	---	---	---	---	6.59	4.68	5.62	5.51	---	---	---	---
---TOSSED GREEN SALADS																
24																
0115CHEF'S SALAD	6.34	6.87	6.56	6.33	---	---	---	---	10.81	12.02	11.81	12.17	---	---	---	---
0121LETTUCE SALAD	6.52	6.85	6.53	6.57	---	---	---	---	12.35	13.89	13.54	14.06	---	---	---	---
0017SLICED TOMATO SALAD	6.44	6.46	6.17	6.22	---	---	---	---	12.03	12.43	11.60	12.83	---	---	---	---
0073TOSSED GREEN SALAD	6.62	7.36	6.95	6.98	---	---	---	---	14.50	18.83	16.98	16.90	---	---	---	---
0285TOSSED VEGETABLE SALAD	6.54	6.48	6.22	6.12	---	---	---	---	11.58	13.06	11.39	12.67	---	---	---	---

FOOD NAME

HEDONIC

FREQUENCY

	MEANS				DUNCAN				MEANS				DUNCAN			
	A	N	F	M	A	N	F	M	A	N	F	M	A	N	F	M
25	---SALAD DRESSINGS															
0281	4.94	4.98	4.61	4.61	---	---	---	---	7.98	8.36	8.26	7.70	---	---	---	---
0046	5.45	5.32	5.25	5.25	---	---	---	---	8.15	8.70	9.21	9.13	---	---	---	---
0260	6.44	6.27	6.42	6.42	---	---	---	---	11.76	12.95	12.30	13.43	---	---	---	---
0040	6.08	5.95	6.09	6.09	---	---	---	---	11.87	12.90	12.72	13.50	---	---	---	---
0363	5.67	5.38	5.24	5.24	---	---	---	---	8.33	9.29	8.66	8.88	---	---	---	---
0100	4.74	4.86	4.20	4.20	---	---	---	---	6.24	6.04	7.11	6.01	---	---	---	---
0103	6.52	6.42	6.54	6.54	---	---	---	---	12.38	13.10	13.48	14.24	---	---	---	---
0308	5.60	5.36	5.42	5.42	---	---	---	---	10.41	10.09	9.22	10.50	---	---	---	---
26	---FRESH FRUIT															
0141	7.21	7.15	7.08	7.08	---	---	---	---	13.89	15.55	14.91	16.85	---	---	---	---
0138	7.06	6.71	6.96	6.96	---	---	---	---	12.25	13.70	12.24	14.96	---	---	---	---
0234	6.94	6.75	6.95	6.95	---	---	---	---	11.83	13.02	11.79	14.55	---	---	---	---
0090	6.09	5.93	5.77	5.77	---	---	---	---	9.09	7.96	8.90	8.65	---	---	---	---
0164	6.38	6.03	5.98	5.98	---	---	---	---	11.80	13.38	11.41	12.99	---	---	---	---
0376	6.96	6.83	6.91	6.91	---	---	---	---	12.20	13.08	12.65	14.65	---	---	---	---
0001	6.49	6.44	6.48	6.48	---	---	---	---	8.75	8.71	8.42	9.37	---	---	---	---
0222	7.30	7.09	7.18	7.18	---	---	---	---	13.33	16.12	14.47	17.41	---	---	---	---
0366	7.19	7.05	7.12	7.12	---	---	---	---	13.20	15.68	14.56	17.02	---	---	---	---
0102	7.29	7.05	7.37	7.37	---	---	---	---	12.26	13.52	12.88	15.44	---	---	---	---
0228	6.85	6.84	6.92	6.92	---	---	---	---	11.20	12.03	11.91	14.32	---	---	---	---
0223	6.35	6.15	6.30	6.30	---	---	---	---	9.59	11.63	10.44	12.74	---	---	---	---
0175	7.11	6.79	6.93	6.93	---	---	---	---	11.57	13.77	12.33	15.34	---	---	---	---
0343	7.32	6.88	7.26	7.26	---	---	---	---	10.84	12.08	10.84	14.06	---	---	---	---

	MEANS				DUNCAN			
	A	N	F	M	A	N	F	M
27	---CANNED FRUITS							
0261APPLESAUCE	6.39	6.45	6.46	6.47	9.45	9.75	10.57	11.90
0367APRICOTS (CANNED)	5.49	4.99	5.28	5.11	7.74	5.77	7.19	7.82
0282FIGS (CANNED)	4.69	4.19	4.40	4.15	5.60	3.66	5.12	5.44
0353FRUIT COCKTAIL (CANNED)	6.43	6.47	6.30	6.66	10.02	9.57	10.31	12.17
0288GRAPEFRUIT SECTIONS (CANNED)	5.78	5.74	5.62	5.43	9.32	8.49	8.60	9.43
0177PEACHES (CANNED)	6.73	6.68	6.52	6.81	11.25	10.89	11.20	13.65
0080PEARS (CANNED)	6.36	6.54	6.40	6.57	10.37	9.45	10.42	11.60
0213PINEAPPLE (CANNED)	6.05	5.97	5.99	6.20	9.22	7.74	8.96	11.11
0246PINEAPPLE (CANNED)	6.13	6.06	6.15	6.30	9.60	8.68	9.85	11.55
0305PLUMS (CANNED)	5.33	5.02	5.18	5.06	7.21	5.77	6.75	7.01
0323STEMED PRUNES (CANNED)	4.55	3.88	4.16	3.89	5.80	3.73	4.87	4.62
0327SWEET CHERRIES (CANNED)	5.47	5.65	5.66	5.68	7.42	6.68	7.41	8.32
28	---COOKIES AND BROWNIES							
0365BROWNIES	6.32	6.90	6.60	6.60	9.91	11.00	10.71	11.32
0181BUTTERSCOYCH BROWNIES	5.61	5.39	5.28	5.31	7.52	5.95	7.34	7.52
0206CHOCOLATE CHIP COOKIES	6.06	6.30	6.16	6.12	8.67	8.75	9.39	9.42
0147CHOCOLATE COOKIES	5.87	6.10	6.03	5.84	8.62	8.15	9.55	8.75
0232COCONUT RAISIN COOKIES	5.33	4.97	5.23	5.00	7.23	5.63	6.81	7.19
0071FRUIT BARS	5.22	5.21	5.14	4.96	6.81	5.88	6.79	6.51
0060LEMON COOKIES	5.31	5.48	5.48	5.50	7.34	6.27	7.64	7.76
0212MOLASSES COOKIES	5.24	5.50	5.31	5.36	7.38	6.49	6.92	8.25
0011NUT BARS	5.08	5.25	5.30	4.79	5.88	5.56	6.95	5.64
0298NUT COOKIES	5.76	5.56	5.65	5.27	7.83	6.31	7.81	7.54
0037OATMEAL COOKIES	5.85	6.25	6.16	6.25	8.80	9.13	10.42	10.69
0374PEANUT BUTTER COOKIES	5.84	6.02	5.94	5.90	8.73	8.29	8.95	9.72
0108RAISIN COOKIES	5.40	5.30	5.42	5.29	7.62	6.37	7.72	7.77
0087SUGAR COOKIES	5.69	5.97	5.68	5.60	8.17	7.81	7.97	8.13
0095VANILLA WAFERS	5.90	6.01	5.69	5.69	9.02	7.77	8.37	7.93

FOOD NAME	H E D O N I C					F R E Q U E N C Y						
	M E A N S		D U N C A N			M E A N S		D U N C A N				
	A	N	F	M	A	N	F	M	A	N	F	M
29 ---CAKES												
0077ANGEL FOOD CAKE	6.18	6.31	6.17	6.14	8.76	7.79	9.12	8.87	---	---	---	---
0032BANANA CAKE	6.36	6.46	6.31	6.24	10.31	8.87	9.82	9.81	---	---	---	---
0201BOSTON CREAM PIE	6.17	6.56	6.24	6.33	8.71	8.62	8.94	9.46	---	---	---	---
0221CHEESECAKE	5.73	5.91	5.93	5.65	7.56	7.46	8.18	8.20	---	---	---	---
0277CHERRY UPSIDE DOWN CAKE	5.99	6.19	6.08	6.14	8.08	7.63	8.82	9.45	---	---	---	---
0257CHOCOLATE CREAM CAKE	6.01	6.12	6.11	5.80	8.63	7.44	8.53	8.53	---	---	---	---
0156DEVIL'S FOOD CAKE	6.48	6.60	6.45	6.36	9.35	8.79	9.76	9.80	---	---	---	---
0028GINGERBREAD	5.70	5.92	5.63	5.70	8.66	6.94	7.74	8.25	---	---	---	---
0214MARBLE CAKE	6.00	6.11	5.88	5.94	7.82	7.04	7.88	8.25	---	---	---	---
0083PEACH SHORTCAKE	6.32	6.39	6.11	6.21	9.41	7.63	8.54	9.61	---	---	---	---
0143PEANUT BUTTER CAKE	5.51	5.41	5.38	5.38	7.03	6.62	7.12	7.69	---	---	---	---
0034PINEAPPLE UPSIDE DOWN CAKE	6.49	6.42	6.38	6.41	9.55	7.97	9.62	9.94	---	---	---	---
0199POUND CAKE	5.95	6.03	5.93	5.77	7.83	7.14	8.00	8.26	---	---	---	---
0053RASPBERRY SHORTCAKE	5.96	6.20	6.03	6.15	9.43	8.36	9.12	9.99	---	---	---	---
0243SPICE CAKE	5.76	5.93	5.79	5.50	7.46	6.68	7.79	7.68	---	---	---	---
0008STRAWBERRY SHORTCAKE	7.27	7.63	7.26	7.58	11.90	11.34	11.55	13.34	---	---	---	---
0174WHITE CAKE	5.94	5.92	5.87	5.53	7.80	6.64	7.81	7.82	---	---	---	---
0070YELLOW CAKE	5.77	5.66	5.59	5.48	7.56	5.87	7.25	7.12	---	---	---	---

F O O D N A M E

H E D O N I C

F R E Q U E N C Y

	MEANS				DUNCAN				MEANS				DUNCAN							
	A	N	F	M	A*N	A*F	A*M	N*F	N*M	F*M	A	N	F	M	A*N	A*F	A*M	N*F	N*M	F*M
30	---PIES																			
0571	6.85	7.14	6.92	6.98	---	---	---	---	---	---	10.85	11.20	11.56	13.08	---	---	---	---	---	---
0027	4.79	4.67	4.89	4.69	---	---	---	---	---	---	6.61	4.49	6.34	6.17	---	---	---	---	---	---
0117	6.37	6.57	6.42	6.39	---	---	---	---	---	---	9.63	9.04	10.05	10.71	---	---	---	---	---	---
0280	6.09	6.20	5.87	6.12	---	---	---	---	---	---	8.57	7.84	8.24	10.20	---	---	---	---	---	---
0325	6.15	6.30	6.08	6.18	---	---	---	---	---	---	8.66	8.29	8.84	9.85	---	---	---	---	---	---
0238	5.77	5.62	5.71	5.53	---	---	---	---	---	---	7.56	6.10	8.05	8.35	---	---	---	---	---	---
0291	6.36	6.53	6.32	6.39	---	---	---	---	---	---	8.94	8.76	9.42	10.56	---	---	---	---	---	---
0144	6.27	6.50	6.33	6.32	---	---	---	---	---	---	9.16	8.92	9.52	10.11	---	---	---	---	---	---
0319	5.96	5.66	5.74	5.69	---	---	---	---	---	---	8.24	6.94	8.22	8.26	---	---	---	---	---	---
0197	5.62	5.79	5.72	5.45	---	---	---	---	---	---	8.14	7.39	8.37	7.97	---	---	---	---	---	---
0255	5.90	6.00	6.02	6.10	---	---	---	---	---	---	8.61	7.04	8.40	9.39	---	---	---	---	---	---
0200	6.40	6.51	6.50	6.55	---	---	---	---	---	---	9.38	8.69	10.02	10.59	---	---	---	---	---	---
0086	6.16	5.87	6.01	6.06	---	---	---	---	---	---	8.79	6.71	8.48	9.07	---	---	---	---	---	---
0269	5.88	5.47	5.63	5.54	---	---	---	---	---	---	8.21	6.37	7.80	7.88	---	---	---	---	---	---
0350	5.68	5.20	5.34	5.42	---	---	---	---	---	---	7.55	5.54	7.17	7.76	---	---	---	---	---	---
0171	6.16	6.56	6.25	6.33	---	---	---	---	---	---	8.91	8.57	8.95	10.10	---	---	---	---	---	---
0331	4.80	4.24	4.66	4.52	---	---	---	---	---	---	5.82	3.78	5.67	5.44	---	---	---	---	---	---
0132	6.41	6.49	6.23	6.58	---	---	---	---	---	---	9.87	8.83	9.58	11.09	---	---	---	---	---	---
0119	5.53	4.70	5.20	5.18	---	---	---	---	---	---	7.94	5.44	7.67	8.26	---	---	---	---	---	---

FOOD NAME

HEDONIC

FREQUENCY

	MEANS				DUNCAN				MEANS				DUNCAN			
	A	N	F	M	A*	N*	F*	M*	A	N	F	M	A**	N**	F**	M**
0077ANGEL FOOD CAKE	6.18	6.31	6.17	6.14					8.76	7.79	9.12	8.87				
0068APPLE CRISP	6.20	6.64	6.51	6.46					9.19	8.85	10.09	10.04				
0030APPLE JUICE	6.14	6.16	6.29	6.08					11.78	11.32	12.73	12.60				
0071APPLE PIE	6.85	7.14	6.92	6.98					10.85	11.20	11.56	13.08				
0141APPLES (FRESH)	6.91	7.21	7.15	7.08					13.89	15.55	14.91	16.85				
0261APPLESAUCE	6.39	6.45	6.46	6.47					9.45	9.75	10.57	11.90				
0027APRICOT PIE	4.79	4.67	4.89	4.69					6.61	4.49	6.34	6.17				
0367APRICOTS (CANNED)	5.49	4.99	5.28	5.11					7.74	5.77	7.19	7.82				
0244ASPARAGUS	5.37	5.12	5.20	4.81					7.34	6.75	7.55	7.80				
0304BACON	7.21	7.62	7.21	7.23					17.33	17.93	16.56	17.88				
0360BACON, LETTUCE & TOMATO SAND	6.88	7.57	7.12	7.23					10.95	12.59	12.28	13.60				
0136BAKED BEAN SANDWICH	4.21	4.44	4.47	4.30					5.58	4.33	5.64	5.69				
0328BAKED CHICKEN	6.62	6.92	6.65	6.72					10.03	9.83	10.22	11.13				
0041BAKED FISH	5.64	5.94	5.60	5.66					8.19	7.84	8.12	8.59				
0215BAKED HAM	6.81	6.93	6.80	6.69					10.36	9.73	10.51	11.11				
0349BAKED MACARONI & CHEESE	6.50	6.62	6.33	6.62					9.68	9.12	9.29	11.34				
0296BAKED POTATOES	6.70	6.92	6.78	6.46					10.31	10.47	11.16	10.52				
0289BAKED STUFFED PORK CHOPS	6.64	6.64	6.53	6.57					9.59	8.21	9.56	10.52				
0074BAKED TUNA & NOODLES	5.53	5.64	5.76	5.85					7.45	6.77	7.93	8.55				
0330BAKED TUNA & NOODLES	5.39	5.51	5.63	5.71					7.57	6.35	7.79	8.33				
0075BAKED YELLOW SQUASH	4.31	4.45	4.46	3.83					5.62	4.45	5.46	4.38				
0009BAKING-POWDER BISCUITS	6.18	6.06	6.32	6.22					11.08	10.41	11.75	11.35				
0032BANANA CAKE	6.36	6.46	6.31	6.24					10.31	8.87	9.82	9.81				
0117BANANA CREAM PIE	6.37	6.57	6.42	6.39					9.63	9.04	10.05	10.71				
0154BANANA CREAM PUDDING	6.46	6.35	6.30	6.27					9.70	8.37	9.64	10.30				
0352BANANA SALAD	5.58	5.32	5.46	5.22					6.88	5.49	7.22	7.20				
0252BANANA SPLIT	6.90	7.19	6.91	7.09					11.01	11.31	11.01	13.48				
0138BANANAS	6.73	7.05	6.71	6.96					12.25	13.70	12.28	14.96				

FOOD NAME

HEDONIC

FREQUENCY

	MEANS				DUNCAN				MEANS				DUNCAN			
	A	N	F	M	A	N	F	M	A	N	F	M	A	N	F	M
0005BARBECUED BEEF CUBES	6.08	5.91	6.13	6.48					7.99	5.85	8.12	8.51				
0262BARBECUED SPARERIBS	6.92	6.87	6.87	6.69					10.94	9.55	10.74	11.14				
0116BEAN SOUP	5.83	5.29	5.17	5.11					8.63	6.49	6.93	7.46				
0292BEEF BARLEY SOUP	5.46	5.41	5.43	5.34					6.80	6.06	7.25	7.33				
0322BEEF RICE SOUP	5.67	5.25	5.54	5.44					8.19	6.01	7.55	7.90				
0152BEEF STEW	6.37	6.75	6.60	6.92					9.30	9.35	10.06	11.66				
0190BEEF STROGANOFF	6.14	6.29	6.38	6.42					8.83	7.74	8.75	9.95				
0105BEER	6.96	7.63	6.89	7.67					18.01	21.35	19.02	22.17				
0280BLACKBERRY PIE	6.09	6.20	5.87	6.12					8.57	7.84	8.24	10.20				
0281BLUE CHEESE DRESSING	5.20	4.94	4.98	4.61					7.98	8.36	8.26	7.70				
0007BLUEBERRY MUFFINS	6.31	6.50	6.64	6.39					10.45	9.96	11.11	10.43				
0325BLUEBERRY PIE	6.15	6.30	6.08	6.18					8.66	8.29	8.84	9.85				
0178BOILED NAVY BEANS	5.63	4.53	5.13	5.05					7.09	4.98	6.26	7.04				
0014BOILED PIGS' FEET	4.91	4.25	4.34	4.00					6.80	4.24	4.77	5.21				
0306BOLOGNA SANDWICH	5.74	5.82	5.57	5.66					7.77	7.44	7.97	8.78				
0156BOSTON BAKED BEANS	6.11	6.15	6.03	6.25					8.14	7.28	8.46	9.41				
0201BOSTON CREAM PIE	6.17	6.56	6.24	6.33					8.71	8.62	8.94	9.46				
0018BRAISED LIVER WITH ONIONS	5.02	4.55	4.61	4.60					7.10	4.88	5.66	5.86				
0137BRAISED TRAKE	4.38	4.50	4.45	4.29					6.54	4.97	6.27	6.52				
0358BREAD PUDDING	5.58	4.87	5.44	4.97					7.17	4.81	7.01	6.97				
0057BREADED VEAL STEAKS	6.51	6.23	6.45	6.51					10.51	8.25	9.95	10.73				
0317BROCCOLI	5.33	5.09	5.39	4.85					7.35	6.49	7.56	7.26				
0365BROWNIES	6.32	6.90	6.60	6.60					9.91	11.00	10.71	11.32				
0208BRUSSELS SPROUTS	5.47	4.88	5.10	4.74					7.27	5.84	6.83	6.68				
0146BURRITOS	6.11	6.64	6.13	6.30					9.34	9.18	8.67	10.20				
0122BUTTERED CARROTS	5.27	5.22	5.37	4.94					7.45	6.60	8.07	7.05				
0355BUTTERED CAULIFLOWER	5.15	4.71	5.03	4.45					6.69	5.44	6.64	5.84				
0256BUTTERED ERNAL	4.89	4.11	4.77	4.60					7.77	4.97	7.57	6.98				

	MEANS				DUNCAN				MEANS				DUNCAN			
	A	N	F	M	A	N	F	M	A	N	F	M	A	N	F	M
0151BUTTERED MIXED VEGETABLES	6.15	5.89	5.96	5.89					10.97	9.39	10.72	10.84				
0052BUTTERED NOODLES	5.87	5.66	5.85	5.87					8.91	7.41	8.79	8.56				
0270BUTTERED PEAS & CARROTS	5.60	5.29	5.53	5.12					8.02	6.23	7.99	7.47				
0161BUTTERED SUCCOTASH	5.22	4.90	5.10	5.04					7.47	5.36	6.42	6.58				
0242BUTTERED WAX BEANS	5.50	5.45	5.31	5.05					7.42	6.74	7.30	7.40				
0315BUTTERED WHOLE KERNEL CORN	6.92	7.43	7.10	7.19					11.76	13.20	12.86	14.39				
0341BUTTERED ZUCCHINI SQUASH	4.80	4.95	4.91	4.15					6.67	5.64	6.17	5.95				
0126BUTTERMILK	4.25	3.34	3.70	3.79					6.92	4.74	5.83	6.33				
0181BUTTERSOTCH BROWNIES	5.61	5.39	5.28	5.31					7.52	5.95	7.34	7.52				
0238BUTTERSOTCH CREAM PIE	5.77	5.62	5.71	5.53					7.56	6.10	8.05	8.35				
0368BUTTERSOTCH PUDDING	5.77	5.52	5.74	5.44					7.79	6.51	8.00	8.03				
0099BUTTERSOTCH SUNDAE	5.93	6.19	6.17	6.14					9.14	8.01	9.06	10.02				
0110CABBAGE	5.52	5.41	5.23	5.16					8.40	6.74	7.09	7.84				
0046CAESAR DRESSING	5.29	5.45	5.32	5.25					8.15	8.70	9.21	9.13				
0294CANADIAN BACON	6.69	7.23	6.80	6.91					11.40	13.65	12.35	14.74				
0056CANNED GREEN BEANS	5.78	5.80	5.80	5.79					9.43	8.24	9.63	9.47				
0140CANNED GREEN BEANS	5.92	5.79	5.76	5.83					9.09	8.19	9.10	9.49				
0218CANNED LIMA BEANS	5.26	4.63	4.97	4.71					7.10	5.02	6.56	6.57				
0186CANNED PEAS	5.76	5.60	5.51	5.46					8.10	7.18	8.24	8.15				
0278CANNED PEAS	5.72	5.51	5.58	5.55					8.22	6.69	8.01	8.32				
0234CANTALOUPE	6.79	6.94	6.75	6.95					11.63	13.02	11.79	14.55				
0093CARROT, RAISIN & CELERY SALAD	4.62	4.09	4.65	4.09					6.01	4.02	6.31	5.06				
0013CELERY & CARROT STICKS	5.43	5.94	5.68	5.47					10.11	12.43	11.35	11.28				
0029CHEESEBURGER	6.71	7.22	6.88	7.10					11.70	11.27	13.43	12.54				
0221CHEESECAKE	5.73	5.91	5.93	5.65					7.56	7.46	9.18	8.20				
0115CHEF'S SALAD	6.34	6.87	6.56	6.33					10.81	12.02	11.81	12.17				
0337CHERRY CAKE PUDDING	5.53	5.59	5.67	5.55					7.79	6.71	8.36	8.36				
0373CHERRY-FLAVORED DRINK	5.76	5.79	5.52	5.76					9.62	9.49	8.79	11.07				

FOOD NAME

HEDONIC

FREQUENCY

	MEANS				DUNCAN				MEANS				DUNCAN							
	A	N	F	M	A*N	A*F	A*M	N*F	N*M	F*M	A	N	F	M	A*N	A*F	A*M	N*F	N*M	F*M
0291CHERRY PIE	6.36	6.53	6.32	6.39							8.94	8.76	9.42	10.56						
0279CHERRY SODA	5.80	5.96	5.67	5.90							9.82	9.65	9.38	11.62						
0277CHERRY UPSIDE DOWN CAKE	5.99	6.19	6.08	6.14							8.08	7.63	8.82	9.45						
0300CHICKEN CACCIATORE	5.84	5.98	5.97	6.04							7.66	6.50	8.42	8.86						
0258CHICKEN NOODLE SOUP	6.70	6.74	6.40	6.62							10.20	9.78	10.03	11.43						
0159CHILI CON CARNE	6.64	6.46	6.39	6.90							9.74	8.49	9.14	11.13						
0004CHILI MACARONI	5.82	5.94	5.61	6.25							7.28	5.95	6.66	8.00						
0058CHITTERLINGS	5.24	4.10	5.06	4.35							8.17	5.19	7.32	6.83						
0163CHOCOLATE CAKE PUDDING	5.98	5.84	5.97	5.70							8.86	6.80	8.56	8.15						
0206CHOCOLATE CHIP COOKIES	6.06	6.30	6.16	6.12							8.67	8.75	9.39	9.42						
0147CHOCOLATE COOKIES	5.87	6.10	6.03	5.84							8.62	8.15	9.55	8.75						
0144CHOCOLATE CREAM PIE	6.27	6.50	6.33	6.32							9.16	8.92	9.52	10.11						
0257CHOCOLATE CREAM CAKE	6.01	6.12	6.11	5.80							8.63	7.44	8.53	8.53						
0202CHOCOLATE MILK	6.72	7.13	6.70	6.94							14.61	17.23	15.20	17.48						
0233CHOCOLATE PUDDING	6.15	6.18	6.22	6.07							9.26	8.37	9.46	9.90						
0356CLAM CHOWDER	5.43	5.72	5.53	5.01							7.15	7.26	7.46	7.87						
0309COCONUT CREAM PUDDING	6.05	5.59	5.74	5.70							8.68	6.88	8.25	8.97						
0319COCONUT CUSTARD PIE	5.96	5.66	5.74	5.69							8.24	6.94	8.22	8.26						
0232COCONUT RAISIN COOKIES	5.33	4.97	5.23	5.00							7.23	5.63	6.81	7.19						
0247COFFEE CAKE	5.74	5.88	5.87	5.48							8.59	8.26	8.84	8.94						
0124COLA	6.69	7.15	6.59	6.79							16.18	17.48	16.10	17.25						
0321COLD CEREAL	5.91	6.27	5.87	6.24							11.66	13.39	11.35	14.35						
0219COLD POTATO SALAD	6.76	6.75	6.69	6.58							10.68	10.67	11.03	12.08						
0310COLE SLAW	6.31	6.31	6.15	6.23							9.98	9.76	10.39	11.42						
0275COLLARD GREENS	5.64	5.22	5.42	5.35							8.74	6.92	8.45	9.25						
0283CORN BREAD STUFFING	5.83	5.55	5.64	5.48							7.62	6.27	7.46	7.92						
0237CORN CHOWDER	5.21	5.04	5.12	4.93							7.07	5.19	6.82	6.75						
0324CORN-ON-THE-COB	7.32	7.73	7.41	7.50							12.15	13.48	13.04	14.59						

FOOD NAME

HEDONIC

FREQUENCY

	MEANS				DUNCAN				DUNCAN												
	A	N	F	M	A*N	A*F	A*M	N*F	N*M	F*M	A	N	F	M	A*N	A*F	A*M	N*F	N*M	F*M	
0301CORNBREAD	6.42	6.26	6.29	6.29	---	---	---	---	---	---	10.24	9.15	10.22	11.29	---	---	---	---	---	---	---
0023CORNED BEEF	5.38	5.26	5.20	4.97	---	---	---	---	---	---	6.82	5.50	6.69	6.54	---	---	---	---	---	---	---
0064CORNED BEEF HASH	5.39	5.12	5.21	4.98	---	---	---	---	---	---	7.19	5.79	6.71	6.77	---	---	---	---	---	---	---
0198CORN FRITTERS	5.89	5.85	5.73	5.77	---	---	---	---	---	---	8.67	6.81	7.32	8.88	---	---	---	---	---	---	---
0313COTTAGE CHEESE & FRUIT SALAD	5.21	4.93	5.18	4.78	---	---	---	---	---	---	7.27	6.39	7.96	7.74	---	---	---	---	---	---	---
0326CRANBERRY JUICE	5.22	4.89	4.93	4.85	---	---	---	---	---	---	7.26	5.96	6.85	7.25	---	---	---	---	---	---	---
0113CREAM OF MUSHROOM SOUP	5.21	5.16	5.16	4.90	---	---	---	---	---	---	7.19	6.59	7.12	7.83	---	---	---	---	---	---	---
0127CREAM OF POTATO SOUP	5.24	5.19	5.28	5.07	---	---	---	---	---	---	7.32	6.01	7.17	7.29	---	---	---	---	---	---	---
0344CREAMED CHIPPED BEEF	5.97	5.46	6.00	5.95	---	---	---	---	---	---	9.46	6.99	9.42	10.65	---	---	---	---	---	---	---
0020CREAMED FROZEN PEAS	5.10	4.89	4.96	4.76	---	---	---	---	---	---	7.19	6.36	6.95	7.05	---	---	---	---	---	---	---
0239CREAMED GROUND BEEF	6.08	5.36	5.82	5.91	---	---	---	---	---	---	10.11	6.38	9.65	11.33	---	---	---	---	---	---	---
0230CREAMED ONIONS	4.56	4.26	4.32	4.08	---	---	---	---	---	---	5.61	4.03	5.27	4.91	---	---	---	---	---	---	---
0205CREAMED STYLE CORN	6.59	6.70	6.54	6.84	---	---	---	---	---	---	10.73	10.59	11.10	12.72	---	---	---	---	---	---	---
0335CREOLE SOUP	5.20	4.87	5.24	4.56	---	---	---	---	---	---	7.50	5.19	7.41	6.21	---	---	---	---	---	---	---
0263CUCUMBER & ONION SALAD	5.78	5.51	5.28	4.97	---	---	---	---	---	---	8.61	7.47	7.55	7.71	---	---	---	---	---	---	---
0297DANISH PASTRY	6.32	6.55	6.45	6.15	---	---	---	---	---	---	9.07	10.03	10.80	10.00	---	---	---	---	---	---	---
0081DEVILLED EGGS	6.48	6.76	6.40	6.63	---	---	---	---	---	---	10.39	10.82	10.32	12.28	---	---	---	---	---	---	---
0158DEVIL'S FOOD CAKE	6.48	6.60	6.45	6.36	---	---	---	---	---	---	9.35	8.79	9.76	9.80	---	---	---	---	---	---	---
0364DOUGHNUTS	6.71	7.11	6.72	6.87	---	---	---	---	---	---	12.16	14.76	12.78	14.06	---	---	---	---	---	---	---
0025EGG DROP SOUP	4.05	5.15	4.56	3.91	---	---	---	---	---	---	5.60	5.54	5.62	4.09	---	---	---	---	---	---	---
0302EGG SALAD SANDWICH	6.12	6.28	6.08	6.07	---	---	---	---	---	---	8.68	8.30	8.62	9.64	---	---	---	---	---	---	---
0176EGGS TO ORDER	7.46	7.71	7.32	7.66	---	---	---	---	---	---	20.18	22.38	19.44	22.77	---	---	---	---	---	---	---
0098ENCHILADAS	5.89	6.28	6.12	6.40	---	---	---	---	---	---	8.72	7.59	8.54	10.38	---	---	---	---	---	---	---
0092ENGLISH MUFFINS	6.19	6.69	6.31	6.41	---	---	---	---	---	---	9.95	11.65	10.64	10.84	---	---	---	---	---	---	---
0282FIGS (CANNED)	4.69	4.19	4.40	4.15	---	---	---	---	---	---	5.60	3.66	5.12	5.44	---	---	---	---	---	---	---
0063FISH CHOWDER	4.77	5.25	5.01	4.92	---	---	---	---	---	---	6.74	5.56	6.44	6.44	---	---	---	---	---	---	---
0303FISHWICH	5.84	6.22	5.92	5.99	---	---	---	---	---	---	8.46	7.72	8.46	8.95	---	---	---	---	---	---	---
0345FRANKFURTER, CHEESE AND BACON	5.97	6.38	5.89	6.10	---	---	---	---	---	---	8.62	8.31	8.48	9.62	---	---	---	---	---	---	---

FOOD NAME

HEDONIC

FREQUENCY

	MEANS				DUNCAN				MEANS				DUNCAN			
	A	N	F	M	A	N	F	M	A	N	F	M	A	N	F	M
0311FRANKFURTERS	6.13	6.55	6.11	6.27	8.81	9.12	9.29	10.02								
0231FREEZE-DRIED COFFEE	4.95	5.16	4.67	4.73	9.41	10.42	8.69	9.69								
0260FRENCH DRESSING	6.39	6.44	6.27	6.42	11.76	12.95	12.30	13.43								
0024FRENCH FRIED CARROTS	3.92	4.11	4.21	3.65	5.24	3.70	5.30	4.11								
0079FRENCH FRIED CAULIFLOWER	4.44	4.53	4.08	4.07	5.49	4.71	4.91	5.18								
0069FRENCH FRIED FISH STICKS	6.08	6.46	6.17	6.70	8.91	8.29	9.07	10.58								
0204FRENCH FRIED ONION RINGS	6.63	6.95	6.63	6.74	11.14	11.00	11.01	11.95								
0274FRENCH FRIED POTATOES	7.20	7.63	7.27	7.55	13.56	14.21	14.50	15.81								
0104FRENCH FRIED SCALLOPS	6.16	6.22	6.27	6.06	9.13	8.41	9.57	10.13								
0167FRENCH FRIED SHRIMP	6.91	7.28	7.10	7.10	11.40	11.32	11.74	13.75								
0043FRENCH TOAST	6.44	6.64	6.47	6.54	12.23	11.62	12.78	13.07								
0150FRESH COFFEE	6.61	6.52	6.36	6.33	18.64	20.29	18.89	18.79								
0162FRIED CABBAGE	5.25	4.86	4.79	4.68	6.79	5.27	6.01	6.67								
0088FRIED CHICKEN	7.21	7.55	7.27	7.48	11.90	11.55	12.52	13.26								
0267FRIED EGGPLANT	5.03	4.98	4.84	4.59	6.51	5.58	6.28	6.63								
0320FRIED FISH	6.24	6.62	6.26	6.44	9.18	8.94	9.11	10.85								
0191FRIED OKRA	5.06	4.68	5.27	4.96	7.70	5.88	7.64	7.86								
0129FRIED OYSTERS	5.89	5.62	5.70	5.43	9.29	7.91	8.44	8.89								
0094FRIED PARSNIPS	4.00	3.78	3.94	3.66	4.58	3.15	4.64	3.94								
0197FRIED PIE (FRUIT)	5.62	5.79	5.72	5.45	8.14	7.39	8.37	7.97								
0022FRIED RICE	5.97	5.73	5.88	5.90	9.11	7.53	8.88	8.87								
0145FRIJOLE SALAD	5.35	5.53	5.17	5.11	7.37	6.74	7.24	6.90								
0107FROZEN GREEN BEANS	5.61	5.75	5.55	5.49	8.22	7.91	8.45	8.41								
0035FROZEN LIMA BEANS	5.06	4.51	4.74	4.63	7.22	5.20	6.57	6.66								
0207FROZEN PEAS	5.56	5.42	5.41	5.16	7.50	6.61	7.66	7.65								
0071FRUIT BARS	5.22	5.21	5.14	4.96	6.81	5.68	6.79	6.51								
0353FRUIT COCKTAIL (CANNED)	6.43	6.47	6.30	6.66	10.02	9.57	10.31	12.17								
0090FRUIT CUP	5.91	6.09	5.93	5.77	9.09	7.96	8.90	8.63								

FOOD NAME

HEDONIC

FREQUENCY

	MEANS				DUNCAN				MEANS				DUNCAN							
	A	N	F	M	A#N	A#F	A#M	N#F	A	N	F	M	A#N	A#F	A#M	N#F	A	N	F	M
0169FRUIT FLAVORED YOGURT	4.65	4.90	4.70	4.47	---	---	---	---	6.25	7.12	6.79	7.20	---	---	---	---	---	---	---	---
0332FRUIT PUNCH	6.14	6.28	6.06	6.30	---	---	---	---	10.11	10.34	10.28	12.41	---	---	---	---	---	---	---	---
0339FUNISTRADA	5.12	4.86	4.91	5.24	---	---	---	---	7.99	7.46	7.54	8.02	---	---	---	---	---	---	---	---
0329GARDEN COTTAGE CHEESE SALAD	5.16	4.92	5.07	4.63	---	---	---	---	7.23	5.93	7.19	6.56	---	---	---	---	---	---	---	---
0264GIBLET STUFFING	6.00	5.99	5.82	5.53	---	---	---	---	8.16	6.78	7.39	7.82	---	---	---	---	---	---	---	---
0209GINGERALE	5.98	6.28	5.81	5.98	---	---	---	---	10.94	10.76	10.05	11.94	---	---	---	---	---	---	---	---
0028GINGERBREAD	5.70	5.92	5.63	5.70	---	---	---	---	8.66	6.94	7.74	8.25	---	---	---	---	---	---	---	---
0248GRAPE-FLAVORED DRINK	6.15	5.98	5.93	6.31	---	---	---	---	10.63	10.16	10.62	13.05	---	---	---	---	---	---	---	---
0010GRAPE JUICE	6.34	6.30	6.33	6.49	---	---	---	---	13.03	12.74	13.67	14.76	---	---	---	---	---	---	---	---
0312GRAPE LEMONADE	5.82	5.65	5.56	5.80	---	---	---	---	9.39	8.58	9.18	10.85	---	---	---	---	---	---	---	---
0307GRAPE SODA	6.17	5.88	5.82	6.17	---	---	---	---	11.59	9.87	10.27	12.91	---	---	---	---	---	---	---	---
0164GRAPEFRUIT HALF (FRESH)	6.20	6.38	6.03	5.98	---	---	---	---	11.80	13.38	11.41	12.99	---	---	---	---	---	---	---	---
0272GRAPEFRUIT JUICE	6.00	5.80	5.75	5.75	---	---	---	---	11.10	10.77	10.72	12.99	---	---	---	---	---	---	---	---
0128GRAPEFRUIT-ORANGE JUICE	6.32	6.07	6.18	6.49	---	---	---	---	13.49	12.40	13.22	15.84	---	---	---	---	---	---	---	---
0182GRAPEFRUIT-PINEAPPLE JUICE	6.03	5.62	5.67	5.81	---	---	---	---	10.78	10.02	10.37	12.61	---	---	---	---	---	---	---	---
0288GRAPEFRUIT SECTIONS (CANNED)	5.78	5.74	5.62	5.43	---	---	---	---	9.32	8.49	8.60	9.43	---	---	---	---	---	---	---	---
0376GRAPES	6.91	6.96	6.83	6.91	---	---	---	---	12.20	13.08	12.65	14.65	---	---	---	---	---	---	---	---
0377GRIDDLE CAKES	6.35	6.58	6.35	6.24	---	---	---	---	11.23	10.83	11.12	11.61	---	---	---	---	---	---	---	---
0036GRILLED BOLOGNA	5.32	4.82	4.99	5.12	---	---	---	---	7.27	5.30	6.51	7.22	---	---	---	---	---	---	---	---
0225GRILLED CHEESE SANDWICH	6.61	6.97	6.47	6.86	---	---	---	---	10.07	10.91	10.62	11.97	---	---	---	---	---	---	---	---
0254GRILLED HAM	6.66	6.86	6.76	6.64	---	---	---	---	9.99	9.75	10.52	11.36	---	---	---	---	---	---	---	---
0193GRILLED HAM & CHEESE SANDWICH	6.76	7.11	6.67	6.83	---	---	---	---	10.82	10.76	10.92	11.70	---	---	---	---	---	---	---	---
0173GRILLED LAMB CHOPS	5.88	5.49	6.05	6.05	---	---	---	---	8.45	6.12	8.43	9.13	---	---	---	---	---	---	---	---
0015GRILLED MINUTE STEAK	6.85	6.86	6.61	7.06	---	---	---	---	10.91	9.84	10.29	11.84	---	---	---	---	---	---	---	---
0348GRILLED STEAK	7.57	7.96	7.67	7.75	---	---	---	---	13.17	14.76	14.23	15.13	---	---	---	---	---	---	---	---
0153GUACAMOLE DIP	5.50	6.13	5.53	5.29	---	---	---	---	8.08	9.27	8.00	8.72	---	---	---	---	---	---	---	---
0134HAM	6.98	7.17	7.06	7.06	---	---	---	---	11.45	10.60	11.57	12.71	---	---	---	---	---	---	---	---
0227HAM	6.82	6.99	6.89	6.78	---	---	---	---	10.49	10.41	11.20	11.93	---	---	---	---	---	---	---	---

FOOD NAME	HEDONIC										FREQUENCY													
	MEANS					DUNCAN					MEANS					DUNCAN								
	A	N	F	M	A*N	A*M	N*M	F*M	A	N	F	M	A*N	A*M	N*M	F*M	A	N	F	M	A*N	A*M	N*M	F*M
0299HAM LOAF	6.06	5.88	5.96	5.90					8.57	6.89	8.13	8.86												
0172HAM SANDWICH	6.65	6.90	6.74	6.71					10.44	9.69	10.38	11.34												
0062HAMBURGER	6.63	7.14	6.83	6.97					11.14	11.25	12.63	11.79												
0359HARVARD BEETS	5.19	4.64	4.85	4.44					6.41	4.71	5.59	6.18												
0109HASHED BROWN POTATOES	6.94	7.02	7.08	7.00					13.61	13.19	14.63	14.78												
0372HOMINY GRITS	5.77	4.93	5.56	5.31					9.91	7.33	9.55	9.85												
0001HONEYDEW MELON	6.42	6.49	6.44	6.48					8.75	8.71	8.42	9.37												
0217HOT CHOCOLATE	6.49	7.03	6.71	6.66					11.66	14.11	12.68	13.51												
0055HOT FUDGE SUNDAE	6.80	7.21	6.91	7.06					11.02	11.27	11.46	12.69												
0224HOT OATMEAL	5.63	5.76	5.52	5.69					9.05	9.25	9.60	10.31												
0066HOT PASTRAMI SANDWICH	5.63	6.08	5.78	5.66					7.57	7.29	7.76	7.43												
0078HOT POTATO SALAD	5.71	5.43	5.50	5.48					8.20	6.50	7.77	7.61												
0042HOT REUBEN SANDWICH	5.29	5.89	5.50	5.12					7.42	7.81	7.94	6.91												
0256HOT ROAST BEEF SANDWICH W GRAVY	6.76	6.83	7.06	6.97					10.04	9.17	11.38	11.80												
0293HOT TAMALES	5.97	6.19	6.09	6.26					8.91	7.88	8.79	9.90												
0016HOT TURKEY SANDWICH WITH GRAVY	6.85	6.91	6.90	6.95					10.14	8.73	10.21	10.60												
0354HOT WHOLE WHEAT CEREAL	5.45	5.37	5.30	5.35					8.40	7.51	8.13	9.13												
0049ICE CREAM	7.15	7.62	7.27	7.43					15.37	17.26	17.74	18.94												
0249ICED TEA	6.57	7.05	6.74	7.28					15.18	16.99	15.95	19.61												
0378INSTANT COFFEE	5.13	4.95	4.68	4.90					10.42	10.26	9.02	10.51												
0040ITALIAN DRESSING	6.02	6.08	5.95	6.09					11.87	12.90	12.72	13.50												
0188ITALIAN SAUSAGE	6.49	6.76	6.46	6.68					10.05	9.69	9.98	11.59												
0026JELLIED FRUIT SALAD	5.47	5.55	5.57	5.55					8.85	7.25	8.87	8.23												
0357JELLIED VEGETABLE SALAD	4.93	4.64	4.87	4.66					6.26	4.19	6.26	6.13												
0180KIDNEY BEAN SALAD	4.81	3.89	4.50	4.10					5.43	3.48	5.34	4.93												
0061LASAGNA	6.26	6.91	6.43	6.71					8.75	9.43	9.33	10.52												
0361LASAGNA	6.38	7.01	6.56	6.86					9.18	10.15	9.78	11.57												
0255LEMON CHIFFON PIE	5.90	6.00	6.02	6.10					8.61	7.04	8.40	9.39												

FOOD NAME

H E D O N I C

F R E Q U E N C Y

	MEANS				DUNCAN				MEANS				DUNCAN			
	A	N	F	M	A*N	A*F	A*M	N*F	A	N	F	M	A*N	A*F	A*M	N*F
0060LEMON COOKIES	5.31	5.48	5.48	5.50	---	---	---	---	7.34	6.27	7.64	7.76	---	---	---	---
0106LEMON-LIME SODA	5.55	6.01	5.63	5.93	---	---	---	---	10.33	11.41	10.79	12.99	---	---	---	---
0200LEMON MERINGUE PIE	6.40	6.51	6.50	6.55	---	---	---	---	9.38	8.69	10.02	10.59	---	---	---	---
0187LEMONADE	6.64	6.98	6.60	7.08	---	---	---	---	12.22	13.67	12.70	16.40	---	---	---	---
0121LETTUCE SALAD	6.52	6.85	6.53	6.57	---	---	---	---	12.35	13.89	13.54	14.06	---	---	---	---
0118LIME-FLAVORED DRINK	5.38	5.42	5.24	5.62	---	---	---	---	8.43	7.92	8.45	10.48	---	---	---	---
0216LOBSTER	6.92	6.99	7.04	6.51	---	---	---	---	11.61	11.37	11.23	11.53	---	---	---	---
0123LOW-CALORIE SODA	3.91	3.80	3.93	3.75	---	---	---	---	5.59	5.40	6.78	5.94	---	---	---	---
0189MACARONI SALAD	6.05	5.80	5.78	5.81	---	---	---	---	8.70	7.40	8.50	9.29	---	---	---	---
0214MARBLE CAKE	6.00	6.11	5.88	5.94	---	---	---	---	7.82	7.04	7.88	8.25	---	---	---	---
0334MASHED POTATOES	6.89	7.07	6.92	7.11	---	---	---	---	13.16	13.17	14.04	15.08	---	---	---	---
0021MASHED RUTABAGAS (TURNIP)	4.04	3.99	4.02	3.63	---	---	---	---	4.95	3.87	4.52	4.31	---	---	---	---
0226MEAT LOAF	6.69	6.72	6.49	7.06	---	---	---	---	9.92	9.11	9.65	11.72	---	---	---	---
0155MEATBALL SUBMARINE	6.28	6.75	6.39	6.78	---	---	---	---	8.80	8.93	9.28	10.81	---	---	---	---
0241MILK	7.71	8.18	7.85	8.13	---	---	---	---	22.19	26.15	23.64	25.81	---	---	---	---
0139MILK SHAKE	7.15	7.58	7.21	7.57	---	---	---	---	13.21	14.95	14.04	16.76	---	---	---	---
0211MILK SHAKE	6.95	7.43	7.00	7.38	---	---	---	---	12.25	14.73	13.64	16.39	---	---	---	---
0351MINESTRONE SOUP	5.26	5.26	5.42	4.95	---	---	---	---	7.22	5.74	6.83	6.72	---	---	---	---
0229MIXED FRUIT SALAD	6.28	6.18	6.43	6.09	---	---	---	---	9.71	8.96	10.47	10.43	---	---	---	---
0212MOLASSES COOKIES	5.24	5.50	5.31	5.36	---	---	---	---	7.38	6.49	6.92	8.25	---	---	---	---
0166MUSTARD GREENS	5.25	4.70	4.88	4.80	---	---	---	---	7.01	5.50	6.87	7.01	---	---	---	---
0011NUT BARS	5.08	5.25	5.30	4.79	---	---	---	---	5.88	5.56	6.95	5.64	---	---	---	---
0298NUT COOKIES	5.76	5.56	5.65	5.27	---	---	---	---	7.83	6.31	7.81	7.54	---	---	---	---
0037OATMEAL COOKIES	5.85	6.25	6.16	6.25	---	---	---	---	8.80	9.13	10.42	10.69	---	---	---	---
0236ONELET	6.38	6.39	6.60	6.22	---	---	---	---	11.56	10.53	12.88	13.10	---	---	---	---
0251ONION SOUP	5.00	4.62	4.93	4.46	---	---	---	---	6.67	4.60	6.14	5.89	---	---	---	---
0314ORANGE-FLAVORED DRINK	6.19	6.26	5.99	6.48	---	---	---	---	11.31	10.80	10.73	13.48	---	---	---	---
0375ORANGE JUICE	7.38	7.64	7.42	7.55	---	---	---	---	17.58	20.02	18.15	20.29	---	---	---	---

F O O D N A M E

H E D O N I C

F R E Q U E N C Y

	MEANS				DUNCAN				MEANS				DUNCAN			
	A	N	F	M	A	N	F	M	A	N	F	M	A	N	F	M
0131ORANGE SODA	6.21	6.40	5.97	6.47	12.36	12.13	11.54	14.28								
0222ORANGES	6.86	7.30	7.09	7.18	13.33	16.12	14.47	17.41								
0366ORANGES	6.87	7.19	7.05	7.12	13.20	15.68	14.56	17.02								
0086PEACH PIE	6.16	5.87	6.01	6.06	8.79	6.71	8.48	9.07								
0083PEACH SHORTCAKE	6.32	6.39	6.11	6.21	9.41	7.63	8.54	9.61								
0177PEACHES (CANNED)	6.73	6.68	6.52	6.81	11.25	10.89	11.20	13.65								
0102PEACHES (FRESH)	6.90	7.29	7.05	7.37	12.26	13.52	12.88	15.44								
0333PEANUT BUTTER AND JELLY SAND	5.45	6.17	5.78	5.89	7.86	9.51	8.76	10.09								
0143PEANUT BUTTER CAKE	5.51	5.41	5.38	5.38	7.03	6.62	7.12	7.69								
0374PEANUT BUTTER COOKIES	5.84	6.02	5.94	5.90	8.73	8.29	8.95	9.72								
0080PEARS (CANNED)	6.36	6.54	6.40	6.57	10.37	9.45	10.42	11.60								
0228PEARS (FRESH)	6.71	6.85	6.84	6.92	11.20	12.03	11.91	14.32								
0048PEPPER SODA	5.12	5.52	5.41	5.31	9.84	10.51	11.06	11.18								
0194PEPPER STEAK	6.62	6.56	6.50	6.76	9.77	8.75	9.34	11.31								
0195PICKLED BEET & ONION SALAD	4.92	4.35	4.61	4.08	6.59	4.68	5.62	5.51								
0273PICKLED PIGS' FEET	5.30	4.81	4.76	4.50	7.45	5.98	6.56	6.76								
0213PINEAPPLE (CANNED)	6.05	5.97	5.99	6.20	9.22	7.74	8.96	11.11								
0246PINEAPPLE (CANNED)	6.13	6.06	6.16	6.30	9.60	8.68	9.85	11.55								
0265PINEAPPLE CHEESE SALAD	5.08	4.84	5.01	4.55	6.41	4.99	6.62	6.19								
0269PINEAPPLE CREAM PIE	5.88	5.47	5.63	5.54	8.21	6.37	7.80	7.88								
0318PINEAPPLE JUICE	6.06	5.70	5.78	5.87	10.13	9.15	9.69	11.65								
0350PINEAPPLE PIE	5.68	5.20	5.34	5.42	7.55	5.54	7.17	7.76								
0120PINEAPPLE SUNDAE	5.95	5.86	5.85	6.16	8.44	7.39	8.78	10.25								
0034PINEAPPLE UPSIDE DOWN CAKE	6.49	6.42	6.38	6.41	9.55	7.97	9.62	9.94								
0044PIZZA	6.85	7.21	6.96	7.06	11.43	11.04	11.73	12.43								
0250PIZZA	6.91	7.28	7.04	7.08	11.21	11.83	11.85	13.12								
0196PLAIN MUFFINS	5.66	5.69	5.68	5.58	8.37	7.20	8.16	8.03								
0305PLUMS (CANNED)	5.33	5.02	5.18	5.06	7.21	5.77	6.75	7.01								

FOOD NAME

HEDONIC

FREQUENCY

	MEANS				DUNCAN				MEANS				DUNCAN						
	A	N	F	M	A	N	A	M	A	N	F	M	A	N	A	M	A	N	F
0223PLUMS (FRESH)	6.07	6.35	6.15	6.30	---	---	---	---	9.59	11.83	10.44	12.74	---	---	---	---	---	---	---
0085POLISH SAUSAGE	6.27	6.44	6.14	6.08	---	---	---	---	9.46	8.18	8.38	9.66	---	---	---	---	---	---	---
0130PORK AND BEANS	6.22	6.35	6.02	6.36	---	---	---	---	9.29	8.68	8.87	10.24	---	---	---	---	---	---	---
0059PORK CHOP SUEY	5.94	5.45	5.82	5.66	---	---	---	---	8.83	5.79	8.14	8.50	---	---	---	---	---	---	---
0271PORK HOCKS	5.72	5.21	5.16	5.16	---	---	---	---	8.15	6.31	7.03	7.78	---	---	---	---	---	---	---
0039PORK SAUSAGE PATTIES	6.43	6.41	6.25	6.25	---	---	---	---	11.72	10.76	11.85	12.24	---	---	---	---	---	---	---
0192POT ROAST	6.69	6.55	6.78	6.62	---	---	---	---	9.65	8.38	10.33	10.57	---	---	---	---	---	---	---
0245POTATO CHIPS	6.61	6.94	6.70	6.76	---	---	---	---	11.74	12.45	12.87	13.12	---	---	---	---	---	---	---
0199POUND CAKE	5.95	6.03	5.93	5.77	---	---	---	---	7.83	7.14	8.00	8.26	---	---	---	---	---	---	---
0362PRUNE JUICE	4.48	3.87	4.16	3.86	---	---	---	---	5.89	4.04	5.11	4.85	---	---	---	---	---	---	---
0171PUMPKIN PIE	6.16	6.56	6.25	6.33	---	---	---	---	8.91	8.57	8.95	10.10	---	---	---	---	---	---	---
0108RAISIN COOKIES	5.40	5.30	5.42	5.29	---	---	---	---	7.62	6.37	7.72	7.77	---	---	---	---	---	---	---
0331RAISIN PIE	4.80	4.24	4.66	4.32	---	---	---	---	5.82	3.78	5.67	5.44	---	---	---	---	---	---	---
0053RASPBERRY SHORTCAKE	5.96	6.20	6.03	6.15	---	---	---	---	9.43	8.36	9.12	9.99	---	---	---	---	---	---	---
0072RAVIOLI	6.08	6.69	6.22	6.79	---	---	---	---	9.27	8.80	9.17	10.47	---	---	---	---	---	---	---
0135REFRIED BEANS	5.07	5.11	5.25	5.12	---	---	---	---	6.43	5.95	6.76	6.98	---	---	---	---	---	---	---
0149RICE PILAF	5.41	5.34	5.46	5.00	---	---	---	---	7.43	6.26	7.65	6.93	---	---	---	---	---	---	---
0067RICE PUDDING	5.55	5.05	5.29	5.08	---	---	---	---	7.85	5.69	7.16	6.71	---	---	---	---	---	---	---
0203ROAST BEEF	6.80	6.82	7.31	6.96	---	---	---	---	10.87	10.23	12.36	12.10	---	---	---	---	---	---	---
0125ROAST LAMB	5.57	5.55	5.98	6.17	---	---	---	---	8.16	6.48	9.06	9.86	---	---	---	---	---	---	---
0157ROAST PORK	6.68	6.35	6.60	6.32	---	---	---	---	9.83	7.85	9.93	9.46	---	---	---	---	---	---	---
0006ROAST TURKEY	6.81	7.06	7.02	6.82	---	---	---	---	8.52	7.08	8.72	8.51	---	---	---	---	---	---	---
0295ROAST VEAL	6.07	5.85	6.15	6.22	---	---	---	---	8.27	6.86	8.57	9.71	---	---	---	---	---	---	---
0346ROOT BEER	6.27	6.69	6.20	6.57	---	---	---	---	12.01	12.87	11.56	14.63	---	---	---	---	---	---	---
0363RUSSIAN DRESSING	5.49	5.67	5.38	5.24	---	---	---	---	8.33	9.29	8.66	8.88	---	---	---	---	---	---	---
0235SALAMI SANDWICH	5.67	5.74	5.50	5.52	---	---	---	---	7.81	6.77	7.58	8.01	---	---	---	---	---	---	---
0160SALISBURY STEAK	6.75	6.59	6.65	7.05	---	---	---	---	10.33	8.94	9.94	11.85	---	---	---	---	---	---	---
0264SALMON	5.77	5.76	5.83	5.66	---	---	---	---	7.91	6.60	7.57	8.68	---	---	---	---	---	---	---

FOOD NAME

HEDONIC

FREQUENCY

	MEANS				DUNCAN				MEANS				DUNCAN			
	A	N	F	M	A*N	A*F	A*M	N*F	A	N	F	M	A*N	A*F	A*M	N*F
0097SAUERBRATEN	5.72	5.65	5.28	4.77	---	---	---	---	7.47	5.75	6.36	6.12	---	---	---	---
0031SAUSAGE LINKS	6.86	6.75	6.77	6.45	---	---	---	---	14.06	13.05	14.28	13.18	---	---	---	---
0076SAUSAGE STUFFING	5.27	5.29	5.18	4.92	---	---	---	---	7.57	5.50	6.62	6.54	---	---	---	---
0114SAVORY BREAD STUFFING	5.47	5.62	5.43	5.05	---	---	---	---	7.07	6.09	6.86	6.26	---	---	---	---
0165SCALLOPED POTATOES	5.85	6.05	6.05	5.82	---	---	---	---	8.51	7.83	8.78	8.66	---	---	---	---
0065SCRAPPLE	4.98	5.24	4.98	5.10	---	---	---	---	6.81	6.43	6.86	8.20	---	---	---	---
0290SEAFOOD PLATTER	6.82	6.96	6.61	6.66	---	---	---	---	10.73	9.94	9.96	11.25	---	---	---	---
0259SHERBET	6.15	6.58	6.29	6.33	---	---	---	---	9.11	10.45	10.26	11.84	---	---	---	---
0045SHRIMP CREOLE	6.17	6.19	6.35	6.35	---	---	---	---	9.63	8.33	10.06	10.79	---	---	---	---
0050SIMMERED SAUERKRAUT	5.17	5.30	5.07	5.02	---	---	---	---	6.96	6.48	6.89	7.29	---	---	---	---
0038SKIMMED MILK	4.21	3.57	3.95	3.80	---	---	---	---	7.33	6.17	7.46	8.26	---	---	---	---
0369SLICED ORANGE SALAD	5.80	5.70	5.89	5.55	---	---	---	---	7.45	7.10	8.40	8.60	---	---	---	---
0017SLICED TOMATO SALAD	6.44	6.46	6.17	6.22	---	---	---	---	12.03	12.43	11.60	12.83	---	---	---	---
0220SLOPPY JOE	6.51	6.89	6.53	7.07	---	---	---	---	9.87	9.96	10.32	12.42	---	---	---	---
0336SOFT SERVE ICE CREAM	6.35	6.98	6.60	6.76	---	---	---	---	11.13	13.18	12.50	14.58	---	---	---	---
0100SOUR CREAM DRESSING	4.73	4.74	4.86	4.20	---	---	---	---	6.24	6.04	7.11	6.01	---	---	---	---
0133SPAGHETTI WITH MEAT SAUCE	7.04	7.45	7.08	7.53	---	---	---	---	11.20	11.26	11.43	13.40	---	---	---	---
0253SPAGHETTI WITH MEATBALLS	6.96	7.48	7.12	7.46	---	---	---	---	10.69	11.40	11.39	13.42	---	---	---	---
0338SPANISH RICE	6.01	5.85	6.05	6.05	---	---	---	---	8.85	7.32	9.22	10.19	---	---	---	---
0342SPARERIBS WITH SAUERKRAUT	5.90	5.87	5.74	5.47	---	---	---	---	7.83	7.13	7.73	8.15	---	---	---	---
0243SPICE CAKE	5.76	5.93	5.79	5.50	---	---	---	---	7.46	6.68	7.79	7.68	---	---	---	---
0112SPINACH	5.13	5.15	4.99	4.97	---	---	---	---	7.12	7.02	7.60	8.03	---	---	---	---
0047SPLIT PEA SOUP	4.78	4.55	4.68	4.33	---	---	---	---	6.38	5.05	6.12	5.69	---	---	---	---
0051STEAMED RICE	5.77	5.60	5.79	5.67	---	---	---	---	9.73	8.11	9.69	8.89	---	---	---	---
0323STEAMED PRUNES (CANNED)	4.55	3.88	4.16	3.89	---	---	---	---	5.80	3.73	4.87	4.62	---	---	---	---
0183STEAMED TOMATOES	5.07	4.83	4.95	4.82	---	---	---	---	6.95	5.35	6.29	6.42	---	---	---	---
0132STRAWBERRY CHIFFON PIE	6.41	6.49	6.23	6.58	---	---	---	---	9.67	8.83	9.58	11.09	---	---	---	---
0185STRAWBERRY GELATIN	5.80	5.69	5.57	5.80	---	---	---	---	8.08	7.28	8.11	9.00	---	---	---	---

F O O D N A M E

H E D O N I C

F R E Q U E N C Y

	MEANS				DUNCAN				MEANS				DUNCAN			
	A	N	F	M	A	N	F	M	A	N	F	M	A	N	F	M
0008STRAWBERRY SHORTCAKE	7.27	7.63	7.26	7.58	11.90	11.34	11.55	13.34								
0370STRAWBERRY SUNDAE	6.54	6.85	6.50	6.81	10.26	10.22	10.22	12.30								
0096STUFFED CABBAGE	5.66	5.43	5.28	5.27	8.01	6.13	6.80	7.50								
0084STUFFED GREEN PEPPERS	5.78	5.79	5.55	5.50	7.84	6.76	7.39	8.12								
0179SUBMARINE SANDWICH	6.32	6.80	6.51	6.63	8.86	8.98	9.49	11.05								
0087SUGAR COOKIES	5.69	5.97	5.68	5.60	8.17	7.81	7.97	8.13								
0184SUKIYAKI	5.96	5.72	5.92	5.74	8.19	6.24	7.67	8.72								
0142SWEDISH MEATBALLS	6.52	6.59	6.45	6.87	9.62	8.49	9.37	11.67								
0327SWEET CHERRIES (CANNED)	5.47	5.65	5.66	5.68	7.42	6.68	7.41	8.32								
0119SWEET POTATO PIE	5.53	4.70	5.20	5.18	7.94	5.44	7.67	8.26								
0091SWEET POTATOES	5.84	5.29	5.63	5.55	8.27	6.14	7.98	8.15								
0111SWEET ROLLS	6.33	6.66	6.63	6.49	11.08	11.89	12.38	12.00								
0148SWEET & SOUR PORK	5.74	5.72	5.97	5.46	8.09	6.16	8.22	7.60								
0054SWISS STEAK	6.95	6.66	6.99	7.22	11.49	9.34	11.64	12.32								
0170TACOS	6.23	6.69	6.48	6.59	9.39	9.48	9.82	11.82								
0175TANGERINES	6.75	7.11	6.79	6.93	11.57	13.77	12.33	15.34								
0003TEA	6.18	6.59	6.41	6.71	16.04	17.06	16.14	17.84								
0103THOUSAND ISLAND DRESSING	6.40	6.52	6.42	6.54	12.38	13.10	13.48	14.24								
0019TOMATO JUICE	5.63	5.80	5.63	5.73	11.29	12.01	11.77	12.23								
0340TOMATO JUICE	5.88	5.92	5.78	5.83	10.98	11.40	11.12	12.13								
0268TOMATO SOUP	5.87	6.00	5.83	5.92	8.30	7.76	8.63	9.60								
0089TOMATO VEGETABLE NOODLE SOUP	5.65	5.52	5.62	5.62	8.61	6.46	8.13	8.11								
0073TOSSED GREEN SALAD	6.62	7.36	6.95	6.98	14.50	18.83	16.98	16.90								
0285TOSSED VEGETABLE SALAD	6.54	6.48	6.22	6.12	11.58	13.06	11.39	12.67								
0287TUNA SALAD SANDWICH	6.18	6.52	6.33	6.47	8.90	9.22	9.81	10.89								
0053TURKEY CLUB SANDWICH	6.53	6.71	6.60	6.62	9.80	8.76	10.30	10.14								
0347TURKEY POT PIE	6.04	6.40	6.19	6.52	8.61	8.02	8.69	10.76								
0240TURKEY RICE SOUP	5.72	5.58	5.61	5.54	8.10	6.47	7.68	8.07								

F O O D N A M E

H E D G N I C

F R E Q U E N C Y

	MEANS				DUNCAN				MEANS				DUNCAN							
	A	N	F	M	A*N	A*F	A*M	N*F	N*M	F*M	A	N	F	M	A*N	A*F	A*M	N*F	N*M	F*M
0012TURNIP GREENS	5.14	4.49	4.88	4.80	---	---	---	---	---	---	8.17	5.40	6.67	7.06	---	---	---	---	---	---
0276VANILLA CREAM PUDDING	5.98	5.80	5.84	5.89	---	---	---	---	---	---	8.34	6.96	7.99	8.78	---	---	---	---	---	---
0095VANILLA WAFERS	5.90	6.01	5.69	5.69	---	---	---	---	---	---	9.02	7.77	8.37	7.93	---	---	---	---	---	---
0082VEAL PARMESAN	5.96	6.52	6.19	6.30	---	---	---	---	---	---	8.45	8.26	8.69	9.18	---	---	---	---	---	---
0002VEALBURGER	5.66	5.61	5.71	5.90	---	---	---	---	---	---	6.48	4.76	6.54	6.43	---	---	---	---	---	---
0101VEGETABLE JUICE	5.56	5.40	5.41	5.13	---	---	---	---	---	---	9.07	8.85	9.47	9.76	---	---	---	---	---	---
0168VEGETABLE SOUP	6.28	6.28	6.08	6.09	---	---	---	---	---	---	9.94	8.38	9.30	9.88	---	---	---	---	---	---
0308VINEGAR & OIL DRESSING	5.81	5.60	5.36	5.42	---	---	---	---	---	---	10.41	10.09	9.22	10.50	---	---	---	---	---	---
0210WALDORF SALAD	5.42	4.95	5.47	5.00	---	---	---	---	---	---	7.37	5.68	8.10	7.98	---	---	---	---	---	---
0286WAFFLES	6.41	6.75	6.47	6.45	---	---	---	---	---	---	10.65	10.78	11.18	12.06	---	---	---	---	---	---
0343WATERMELON	6.88	7.32	6.88	7.26	---	---	---	---	---	---	10.84	12.08	10.84	14.06	---	---	---	---	---	---
0316WESTERN SANDWICH	6.31	6.77	6.36	6.48	---	---	---	---	---	---	9.08	9.15	9.43	10.57	---	---	---	---	---	---
0174WHITE CAKE	5.94	5.92	5.87	5.53	---	---	---	---	---	---	7.80	6.64	7.81	7.82	---	---	---	---	---	---
0070YELLOW CAKE	5.77	5.66	5.59	5.48	---	---	---	---	---	---	7.56	5.87	7.25	7.12	---	---	---	---	---	---

Table 7

Correlations of Frequency Means

Army	1.00			
Navy	.96	1.00		
Air Force	.97	.97	1.00	
Marine Corps	.96	.96	.96	1.00
	Army	Navy	Air Force	Marine Corps

Correlations of Hedonic Means

Army	1.00			
Navy	.94	1.00		
Air Force	.97	.97	1.00	
Marine Corps	.96	.96	.97	1.00
	Army	Navy	Air Force	Marine Corps

The above values are Pearson's Product Moment Correlations, in which the average values for 378 foods for each of the services were compared.

CONCLUSIONS

1. Based on the rankings of the 378 foods, food preference data for the Armed Forces show several general trends for food classes: Entrées tend to be well liked but not desired with high frequency. Soups and vegetables both contain many items of low preference. In between these two extremes are the other food classes, with salads and beverages performing better than fruits, starches and desserts.

2. Another statistical approach defined high and low preference foods as food items which deviate significantly from their class mean. One hundred and one foods have been identified as being low preference with disproportionately large numbers of soups, entrées (especially stews and extended meats), potatoes and potato substitutes, green vegetables, and desserts. Ninety-seven foods have been identified as high preference items with large numbers from all entrée groups, potatoes and potato substitutes, green vegetables, and desserts.

3. When comparisons are made between the food preferences of the four military services, there is no overall difference in the hedonic scale (considering all foods simultaneously), but there is an overall difference on the preferred frequency scale. Of the thirty-three food classes, two showed significant differences between military services on the hedonic scale, and nine show significant differences on the preferred frequency scale.

4. Armed Forces food preference differences on the preferred frequency scale are as follows: USN showed lower preferred frequency for soups, meats, stews and extended meats, green vegetables, cakes, pies, puddings, and other desserts. USMC showed higher preference frequency for meats, stews and extended meats, short order sandwiches, and fresh fruit.

5. High correlations among the food preferences of the four services on both hedonic and preferred frequency scales indicate that the relative preferences for the foods are the same for the four services. In other words, preferred frequency scores for meats might be lower for USN and higher for USMC than the Air Force or Army but the relative positions of the foods are the same. This means that most menu planning considerations will be the same for all four military services.

RECOMMENDATIONS

1. Identification of food items of low preference based on data for all military services permits menu revision based on objective data. It is recommended that appropriate individuals and groups within the Department of Defense take action to eliminate those low preference items which do not provide the customer with the meals acceptable to him.

2. Determination that the food preferences of the Armed Forces do not differ substantially, and are ranked in the same order of relative preference (highly correlated) suggest that more centralized planning of menus within each service and within DOD would achieve the end of serving acceptable meals. The present data and analyses, taken together with an earlier report on the similarity of Air Force preferences at several very different Air Force Bases (Waterman et al., 1974) suggest that food preference differences within a service and within the Armed Forces are minimal. Further research is needed in the statistical analysis of these data to provide additional supporting evidence based on the individual subject's data rather than the grouped data we have presented here. However, the general conclusion and recommendation are clear; there are not sufficient differences in food preferences among the Armed Forces to warrant more than minor attention to each service, individually, from the menu planner. Menu planning can be more centralized.

REFERENCES – PREVIOUS FOOD PREFERENCE SURVEYS

Listed in Chronological Order

- Polemis, Bernice W., and Jones, W. H. Food Preference Study Conducted at Fort Riley, Kansas, August 1949. Quartermaster Food and Container Institute for the Armed Forces. Interim Report No. 1 on Project 7-84-15-01, January 1950. (a)
- Polemis, Bernice W. Summary of Food Preference Survey Conducted Among Field Force Personnel, February 1950. Quartermaster Food and Container Institute for the Armed Forces, Chicago, Illinois. Interim Report No. 2 on Project 7-84-15-01, April 1950. (b)
- Wood, K. R. Summary of Food Preference Survey Conducted Among Army Personnel-Zone of Interior, February 1951. Quartermaster Food and Container Institute for the Armed Forces. Research Report, Project No. 7-84-15-007. (a)
- Polemis, B. W. Summary and Analysis of Data Obtained from First National Survey of Food Preferences in the Armed Forces. Quartermaster Food and Container Institute for the Armed Forces, Chicago, Illinois. Interim Report No. 3 on Project 7-84-007, February 1951. (b)
- Eindhoven, J. and Kamenetzky, J. The Stability of Food Preferences. Quartermaster Food and Container Institute for the Armed Forces, Chicago, Illinois. Interim Report No. 9, February 1956.
- Food Preference Survey conducted in 1958. Quartermaster Food and Container Institute for the Armed Forces, Chicago, Illinois, Interim Report No. 10, July 1959.
- Peryam, D. R., Polemis, B. W., Kamen, J. M., Eindhoven, J., and Pilgrim, F. J. Food Preferences of Men in the Armed Forces. Quartermaster Food and Container Institute for the Armed Forces, Chicago, Illinois, 1960.
- Kamen, J. M., Peryam, D. B., Peryam, D. R., and Kroll, B. J. Analysis of U. S. Army Preference Survey (1963) Peryam and Kroll Research Corporation, Chicago, Illinois. O. C. Technical Reports 67-15-PR, May 1967.
- Moskowitz, H. R., Nichols, T. L., Meiselman, H. L., and Sidel, J. L. Food Preferences of Military Men, 1967. United States Army Natick Laboratories Technical Report 72-70-PR, May 1972.
- Meiselman, H. L., Van Horne, W., Hasenzahl, B. and Wehrly, T. The 1971 Fort Lewis Food Preference Survey. United States Army Natick Laboratories Technical Report 72-43-PR, January 1972.

Branch, L. G. and Meiselman, H. L. The Consumer's Opinions of the Food Service System: The 1973 Travis Air Force Base Survey. United States Army Natick Laboratories Technical Report 73-52-PR, May 1973.

Branch, L. G., Symington, L. E., and Meiselman, H. L. The Consumer's Opinions of the Food Service System: The 1973 Minot Air Force Base Survey. United States Army Natick Laboratories Technical Report No. 74-7-PR, June 1973.

Waterman, D., Meiselman, H. L., Branch, L. G., and Taylor, M. S. The 1972 Westover Air Force Base Food Preference Survey and Reliability Study, United States Army Natick Laboratories Technical Report 75-25-FSL, February 1974.

Waterman, D. Meiselman, H. L., Reed, T., Symington, L. E., and Branch, L. Food Preferences of Air Force Enlisted Personnel. United States Army Natick Laboratories Technical Report 75-51-FSL, August 1974.

APPENDIX A

FOOD PREFERENCE SURVEY

U. S. ARMY NATICK LABORATORIES

NOVEMBER 1972

Booklet Serial Number

In the grid to your right, please fill in the ovals corresponding with the Booklet Serial Number that is stamped directly above the numeric grid.

0	1	2	3	4
5	6	7	8	9
0	1	2	3	4
5	6	7	8	9
0	1	2	3	4
5	6	7	8	9
0	1	2	3	4
5	6	7	8	9
0	1	2	3	4
5	6	7	8	9

Food Preference Survey Background Information

Instructions for all questions: For each question completely fill in the circle around the number of your answer.

INSTALLATION CODE (To be supplied by testers.)

⓪⓫⓬⓭⓮⓯⓰⓱⓲⓳⓴⓵⓶⓷⓸⓹⓺

DINING FACILITY CODE (To be supplied by testers.)

⓪⓫⓬⓭⓮⓯⓰⓱⓲⓳⓴⓵⓶⓷⓸⓹⓺

Fill in the appropriate circles which indicate your AGE at last birthday.

1st digit ⓪⓫⓬⓭⓮⓯⓰⓱⓲⓳⓴⓵⓶⓷⓸⓹⓺

2nd digit ⓪⓫⓬⓭⓮⓯⓰⓱⓲⓳⓴⓵⓶⓷⓸⓹⓺

Fill in the circle which indicates your RACE.

- Caucasian
- Negro
- Oriental
- Other (specify _____)

Fill in the circle which indicates your SEX.

- Male
- Female

Fill in the circle which indicates your HIGHEST LEVEL OF EDUCATION.

- Some Grade School
- Finished Grade School
- Some High School
- High School Graduate (includes GED)
- Skilled Job Training
- Some College
- College Graduate
- Beyond College

What is your WEIGHT in pounds?

1st digit ⓪⓫⓬⓭⓮⓯⓰⓱⓲⓳⓴⓵⓶⓷⓸⓹⓺

2nd digit ⓪⓫⓬⓭⓮⓯⓰⓱⓲⓳⓴⓵⓶⓷⓸⓹⓺

3rd digit ⓪⓫⓬⓭⓮⓯⓰⓱⓲⓳⓴⓵⓶⓷⓸⓹⓺

What is your HEIGHT?

Feet ⓪⓫⓬⓭⓮⓯⓰⓱⓲⓳⓴⓵⓶⓷⓸⓹⓺

Inches ⓪⓫⓬⓭⓮⓯⓰⓱⓲⓳⓴⓵⓶⓷⓸⓹⓺

Where were you raised? Fill in the appropriate circle.

- ㉑ In the country
- ㉒ In a town with less than 2,500 people
- ㉓ In a town or small city with more than 2,500, but less than 25,000 people
- ㉔ In a city with more than 25,000, but less than 100,000 people
- ㉕ In a large city with more than 100,000, but less than one million people
- ㉖ In a very large city with over one million people
- ㉗ In a suburb of a large or very large city

In what STATE were you raised? Fill in the appropriate circle.

- | | |
|--|--|
| <input type="radio"/> 01 Alabama | <input type="radio"/> 28 Nevada |
| <input type="radio"/> 02 Alaska | <input type="radio"/> 29 New Hampshire |
| <input type="radio"/> 03 Arizona | <input type="radio"/> 30 New Jersey |
| <input type="radio"/> 04 Arkansas | <input type="radio"/> 31 New Mexico |
| <input type="radio"/> 05 California | <input type="radio"/> 32 New York |
| <input type="radio"/> 06 Colorado | <input type="radio"/> 33 North Carolina |
| <input type="radio"/> 07 Connecticut | <input type="radio"/> 34 North Dakota |
| <input type="radio"/> 08 Delaware | <input type="radio"/> 35 Ohio |
| <input type="radio"/> 09 Florida | <input type="radio"/> 36 Oklahoma |
| <input type="radio"/> 10 Georgia | <input type="radio"/> 37 Oregon |
| <input type="radio"/> 11 Hawaii | <input type="radio"/> 38 Pennsylvania |
| <input type="radio"/> 12 Idaho | <input type="radio"/> 39 Rhode Island |
| <input type="radio"/> 13 Illinois | <input type="radio"/> 40 South Carolina |
| <input type="radio"/> 14 Indiana | <input type="radio"/> 41 South Dakota |
| <input type="radio"/> 15 Iowa | <input type="radio"/> 42 Tennessee |
| <input type="radio"/> 16 Kansas | <input type="radio"/> 43 Texas |
| <input type="radio"/> 17 Kentucky | <input type="radio"/> 44 Utah |
| <input type="radio"/> 18 Louisiana | <input type="radio"/> 45 Vermont |
| <input type="radio"/> 19 Maine | <input type="radio"/> 46 Virginia |
| <input type="radio"/> 20 Maryland | <input type="radio"/> 47 Washington |
| <input type="radio"/> 21 Massachusetts | <input type="radio"/> 48 West Virginia |
| <input type="radio"/> 22 Michigan | <input type="radio"/> 49 Wisconsin |
| <input type="radio"/> 23 Minnesota | <input type="radio"/> 50 Wyoming |
| <input type="radio"/> 24 Mississippi | <input type="radio"/> 51 Other U.S. territories or possessions (For example, Puerto Rico or Virgin Islands.) |
| <input type="radio"/> 25 Missouri | <input type="radio"/> 52 Outside the U.S. or U.S. Territories or possessions. |
| <input type="radio"/> 26 Montana | |
| <input type="radio"/> 27 Nebraska | |

What ONE TYPE OF COOKING were you raised on? Fill in the appropriate circle.

- | | |
|---|---|
| <input type="radio"/> 01 Chinese | <input type="radio"/> 09 Jewish |
| <input type="radio"/> 02 English | <input type="radio"/> 10 Mexican |
| <input type="radio"/> 03 French | <input type="radio"/> 11 New England |
| <input type="radio"/> 04 General American Style | <input type="radio"/> 12 Polish (& Eastern Europe) |
| <input type="radio"/> 05 German | <input type="radio"/> 13 Soul |
| <input type="radio"/> 06 Greek | <input type="radio"/> 14 Southern |
| <input type="radio"/> 07 Italian | <input type="radio"/> 15 Spanish (not Mexican) |
| <input type="radio"/> 08 Japanese | <input type="radio"/> 16 Other (please specify _____) |

What TYPE OF COOKING OR SPECIALTY FOODS do you like best? Please fill in the circles of your TOP THREE CHOICES.

- | | |
|---|---|
| <input type="radio"/> 01 Chinese | <input type="radio"/> 09 Jewish |
| <input type="radio"/> 02 English | <input type="radio"/> 10 Mexican |
| <input type="radio"/> 03 French | <input type="radio"/> 11 New England |
| <input type="radio"/> 04 General American Style | <input type="radio"/> 12 Polish (& Eastern Europe) |
| <input type="radio"/> 05 German | <input type="radio"/> 13 Soul |
| <input type="radio"/> 06 Greek | <input type="radio"/> 14 Southern |
| <input type="radio"/> 07 Italian | <input type="radio"/> 15 Spanish (not Mexican) |
| <input type="radio"/> 08 Japanese | <input type="radio"/> 16 Seafood |
| | <input type="radio"/> 17 Other (please specify _____) |

Food Preference Survey

Instructions

Your answers to the following questions will help the Armed Forces Menu Planners put foods which you want on the menu. This is not a test. We are interested in your opinion so please do not check your answers with your friends.

On the following pages, please indicate HOW MUCH YOU LIKE OR DISLIKE each food and HOW OFTEN YOU WANT TO EAT the food. If you have never tried the food item or have never heard of it, fill in the circle in the first column labelled NEVER TRIED and leave the rest of the line blank.

If you are familiar with a food on the list and would like to eat it, you should fill in a circle in the column 'Like or Dislike'. In order to say how much you like or dislike a food, look at the following scale.

1	2	3	4	5	6	7	8	9
dislike extremely	dislike very much	dislike moderately	dislike slightly	neither like nor dislike	like slightly	like moderately	like very much	like extremely

Notice that the rating of 5 is neutral, meaning that you neither like nor dislike the food. Ratings below 5 indicate dislike, while ratings above 5 indicate like. Fill in the circle of the number which best describes your feelings for the particular food item. Remember to mark every food item except the ones which you have never tried.

Example:

If you like Danish Pastry very much, you would fill in:

If you dislike it slightly, you would fill in:

After rating HOW MUCH YOU LIKE OR DISLIKE THE FOOD, continue across the same line to the last two columns labelled 'How Often You Want To Eat The Food'. Decide how many days per month you would like to eat the food. If you want a food 3 meals or more on the same day, it should still be counted as one day. For any number of days from 01 to 30, fill in two circles, one in each column. If you never want the food, fill in the two zeros, one in each column.

Please note the following examples:

Example 1

If you would like to eat a food 18 days per month, you would mark,

●●●● | ●●●●●●●●●●

As you can see, the number you chose (18) has been filled in, one digit per column. You should fill in only one circle per column, but both columns must have one circle filled.

Example 2

If you would like a food only once a month, fill in 01.

●●●● | ●●●●●●●●●●

In this example, the number you chose (1) has only one digit. In this case, you fill in the 0 in the left column and fill in the 1 in the right column.

If you do not want the food at all, you should mark the zero in each column.

This is not a survey of how much you like foods served in the Armed Forces. We are interested in how much you like these foods in general. Think of the food in a general way, rather than any particular time you have eaten it.

Remember, if you are not familiar with the food item, mark the first column labelled NEVER TRIED and leave the other columns blank. If you are familiar with the item, then first rate HOW MUCH YOU LIKE OR DISLIKE THE FOOD and then indicate HOW OFTEN YOU WANT TO EAT THE FOOD.

1	2	3	4	5	6	7	8	9
dislike extremely	dislike very much	dislike moderately	dislike slightly	neither like nor dislike	like slightly	like moderately	like very much	like extremely

	NEVER TRIED	HOW MUCH you like or dislike the food (1-9)	HOW OFTEN you want to eat the food in days per month (01-30)	
001 Honeydew Melon	<input type="radio"/>	①②③④⑤⑥⑦⑧⑨	①②③④	①②③④⑤⑥⑦⑧⑨
002 Vealburger	<input type="radio"/>	①②③④⑤⑥⑦⑧⑨	①②③④	①②③④⑤⑥⑦⑧⑨
003 Tea	<input type="radio"/>	①②③④⑤⑥⑦⑧⑨	①②③④	①②③④⑤⑥⑦⑧⑨
004 Chili Macaroni	<input type="radio"/>	①②③④⑤⑥⑦⑧⑨	①②③④	①②③④⑤⑥⑦⑧⑨
005 Barbecued Beef Cubes	<input type="radio"/>	①②③④⑤⑥⑦⑧⑨	①②③④	①②③④⑤⑥⑦⑧⑨
006 Roast Turkey	<input type="radio"/>	①②③④⑤⑥⑦⑧⑨	①②③④	①②③④⑤⑥⑦⑧⑨
007 Blueberry Muffins	<input type="radio"/>	①②③④⑤⑥⑦⑧⑨	①②③④	①②③④⑤⑥⑦⑧⑨
008 Strawberry Shortcake	<input type="radio"/>	①②③④⑤⑥⑦⑧⑨	①②③④	①②③④⑤⑥⑦⑧⑨
009 Baking-Powder Biscuits	<input type="radio"/>	①②③④⑤⑥⑦⑧⑨	①②③④	①②③④⑤⑥⑦⑧⑨
010 Grape Juice	<input type="radio"/>	①②③④⑤⑥⑦⑧⑨	①②③④	①②③④⑤⑥⑦⑧⑨
011 Nut Bars	<input type="radio"/>	①②③④⑤⑥⑦⑧⑨	①②③④	①②③④⑤⑥⑦⑧⑨
012 Turnip Greens	<input type="radio"/>	①②③④⑤⑥⑦⑧⑨	①②③④	①②③④⑤⑥⑦⑧⑨
013 Celery & Carrot Sticks	<input type="radio"/>	①②③④⑤⑥⑦⑧⑨	①②③④	①②③④⑤⑥⑦⑧⑨
014 Boiled Pigs' Feet	<input type="radio"/>	①②③④⑤⑥⑦⑧⑨	①②③④	①②③④⑤⑥⑦⑧⑨
015 Grilled Minute Steak	<input type="radio"/>	①②③④⑤⑥⑦⑧⑨	①②③④	①②③④⑤⑥⑦⑧⑨
016 Hot Turkey Sandwich with Gravy	<input type="radio"/>	①②③④⑤⑥⑦⑧⑨	①②③④	①②③④⑤⑥⑦⑧⑨
017 Sliced Tomato Salad	<input type="radio"/>	①②③④⑤⑥⑦⑧⑨	①②③④	①②③④⑤⑥⑦⑧⑨
018 Braised Liver with Onions	<input type="radio"/>	①②③④⑤⑥⑦⑧⑨	①②③④	①②③④⑤⑥⑦⑧⑨
019 Tomato Juice	<input type="radio"/>	①②③④⑤⑥⑦⑧⑨	①②③④	①②③④⑤⑥⑦⑧⑨
020 Creamed Frozen Peas	<input type="radio"/>	①②③④⑤⑥⑦⑧⑨	①②③④	①②③④⑤⑥⑦⑧⑨
021 Mashed Rutabagas (Turnip)	<input type="radio"/>	①②③④⑤⑥⑦⑧⑨	①②③④	①②③④⑤⑥⑦⑧⑨
022 Fried Rice	<input type="radio"/>	①②③④⑤⑥⑦⑧⑨	①②③④	①②③④⑤⑥⑦⑧⑨
023 Corned Beef	<input type="radio"/>	①②③④⑤⑥⑦⑧⑨	①②③④	①②③④⑤⑥⑦⑧⑨
024 French Fried Carrots	<input type="radio"/>	①②③④⑤⑥⑦⑧⑨	①②③④	①②③④⑤⑥⑦⑧⑨
025 Egg Drop Soup	<input type="radio"/>	①②③④⑤⑥⑦⑧⑨	①②③④	①②③④⑤⑥⑦⑧⑨
026 Jellied Fruit Salad	<input type="radio"/>	①②③④⑤⑥⑦⑧⑨	①②③④	①②③④⑤⑥⑦⑧⑨
027 Apricot Pie	<input type="radio"/>	①②③④⑤⑥⑦⑧⑨	①②③④	①②③④⑤⑥⑦⑧⑨
028 Gingerbread	<input type="radio"/>	①②③④⑤⑥⑦⑧⑨	①②③④	①②③④⑤⑥⑦⑧⑨
029 Cheeseburger	<input type="radio"/>	①②③④⑤⑥⑦⑧⑨	①②③④	①②③④⑤⑥⑦⑧⑨
030 Apple Juice	<input type="radio"/>	①②③④⑤⑥⑦⑧⑨	①②③④	①②③④⑤⑥⑦⑧⑨
031 Sausage Links	<input type="radio"/>	①②③④⑤⑥⑦⑧⑨	①②③④	①②③④⑤⑥⑦⑧⑨
032 Banana Cake	<input type="radio"/>	①②③④⑤⑥⑦⑧⑨	①②③④	①②③④⑤⑥⑦⑧⑨
033 Turkey Club Sandwich	<input type="radio"/>	①②③④⑤⑥⑦⑧⑨	①②③④	①②③④⑤⑥⑦⑧⑨
034 Pineapple Upside Down Cake	<input type="radio"/>	①②③④⑤⑥⑦⑧⑨	①②③④	①②③④⑤⑥⑦⑧⑨
035 Frozen Lima Beans	<input type="radio"/>	①②③④⑤⑥⑦⑧⑨	①②③④	①②③④⑤⑥⑦⑧⑨
036 Grilled Bologna	<input type="radio"/>	①②③④⑤⑥⑦⑧⑨	①②③④	①②③④⑤⑥⑦⑧⑨
037 Oatmeal Cookies	<input type="radio"/>	①②③④⑤⑥⑦⑧⑨	①②③④	①②③④⑤⑥⑦⑧⑨
038 Skimmed Milk	<input type="radio"/>	①②③④⑤⑥⑦⑧⑨	①②③④	①②③④⑤⑥⑦⑧⑨
039 Pork Sausage Patties	<input type="radio"/>	①②③④⑤⑥⑦⑧⑨	①②③④	①②③④⑤⑥⑦⑧⑨
040 Italian Dressing	<input type="radio"/>	①②③④⑤⑥⑦⑧⑨	①②③④	①②③④⑤⑥⑦⑧⑨
041 Baked Fish	<input type="radio"/>	①②③④⑤⑥⑦⑧⑨	①②③④	①②③④⑤⑥⑦⑧⑨
042 Hot Reuben Sandwich	<input type="radio"/>	①②③④⑤⑥⑦⑧⑨	①②③④	①②③④⑤⑥⑦⑧⑨
043 French Toast	<input type="radio"/>	①②③④⑤⑥⑦⑧⑨	①②③④	①②③④⑤⑥⑦⑧⑨
044 Pizza	<input type="radio"/>	①②③④⑤⑥⑦⑧⑨	①②③④	①②③④⑤⑥⑦⑧⑨
045 Shrimp Creole	<input type="radio"/>	①②③④⑤⑥⑦⑧⑨	①②③④	①②③④⑤⑥⑦⑧⑨
046 Caesar Dressing	<input type="radio"/>	①②③④⑤⑥⑦⑧⑨	①②③④	①②③④⑤⑥⑦⑧⑨
047 Split Pea Soup	<input type="radio"/>	①②③④⑤⑥⑦⑧⑨	①②③④	①②③④⑤⑥⑦⑧⑨
048 Pepper Soda	<input type="radio"/>	①②③④⑤⑥⑦⑧⑨	①②③④	①②③④⑤⑥⑦⑧⑨
049 Ice Cream	<input type="radio"/>	①②③④⑤⑥⑦⑧⑨	①②③④	①②③④⑤⑥⑦⑧⑨
050 Simmered Sauerkraut	<input type="radio"/>	①②③④⑤⑥⑦⑧⑨	①②③④	①②③④⑤⑥⑦⑧⑨
051 Steamed Rice	<input type="radio"/>	①②③④⑤⑥⑦⑧⑨	①②③④	①②③④⑤⑥⑦⑧⑨
052 Buttered Noodles	<input type="radio"/>	①②③④⑤⑥⑦⑧⑨	①②③④	①②③④⑤⑥⑦⑧⑨
053 Raspberry Shortcake	<input type="radio"/>	①②③④⑤⑥⑦⑧⑨	①②③④	①②③④⑤⑥⑦⑧⑨
054 Swiss Steak	<input type="radio"/>	①②③④⑤⑥⑦⑧⑨	①②③④	①②③④⑤⑥⑦⑧⑨

1	2	3	4	5	6	7	8	9
dislike extremely	dislike very much	dislike moderately	dislike slightly	neither like nor dislike	like slightly	like moderately	like very much	like extremely

	NEVER TRIED	HOW MUCH you like or dislike the food (1-9)	HOW OFTEN you want to eat the food in days per month (01-30)	
055 Hot Fudge Sundae	<input type="radio"/>	<input type="radio"/>	<input type="radio"/>	<input type="radio"/>
056 Canned Green Beans	<input type="radio"/>	<input type="radio"/>	<input type="radio"/>	<input type="radio"/>
057 Breaded Veal Steaks	<input type="radio"/>	<input type="radio"/>	<input type="radio"/>	<input type="radio"/>
058 Chitterlings	<input type="radio"/>	<input type="radio"/>	<input type="radio"/>	<input type="radio"/>
059 Pork Chop Suey	<input type="radio"/>	<input type="radio"/>	<input type="radio"/>	<input type="radio"/>
060 Lemon Cookies	<input type="radio"/>	<input type="radio"/>	<input type="radio"/>	<input type="radio"/>
061 Lasagna	<input type="radio"/>	<input type="radio"/>	<input type="radio"/>	<input type="radio"/>
062 Hamburger	<input type="radio"/>	<input type="radio"/>	<input type="radio"/>	<input type="radio"/>
063 Fish Chowder	<input type="radio"/>	<input type="radio"/>	<input type="radio"/>	<input type="radio"/>
064 Corned Beef Hash	<input type="radio"/>	<input type="radio"/>	<input type="radio"/>	<input type="radio"/>
065 Scrapple	<input type="radio"/>	<input type="radio"/>	<input type="radio"/>	<input type="radio"/>
066 Hot Pastrami Sandwich	<input type="radio"/>	<input type="radio"/>	<input type="radio"/>	<input type="radio"/>
067 Rice Pudding	<input type="radio"/>	<input type="radio"/>	<input type="radio"/>	<input type="radio"/>
068 Apple Crisp	<input type="radio"/>	<input type="radio"/>	<input type="radio"/>	<input type="radio"/>
069 French Fried Fish Sticks	<input type="radio"/>	<input type="radio"/>	<input type="radio"/>	<input type="radio"/>
070 Yellow Cake	<input type="radio"/>	<input type="radio"/>	<input type="radio"/>	<input type="radio"/>
071 Fruit Bars	<input type="radio"/>	<input type="radio"/>	<input type="radio"/>	<input type="radio"/>
072 Ravioli	<input type="radio"/>	<input type="radio"/>	<input type="radio"/>	<input type="radio"/>
073 Tossed Green Salad	<input type="radio"/>	<input type="radio"/>	<input type="radio"/>	<input type="radio"/>
074 Baked Tuna & Noodles	<input type="radio"/>	<input type="radio"/>	<input type="radio"/>	<input type="radio"/>
075 Baked Yellow Squash	<input type="radio"/>	<input type="radio"/>	<input type="radio"/>	<input type="radio"/>
076 Sausage Stuffing	<input type="radio"/>	<input type="radio"/>	<input type="radio"/>	<input type="radio"/>
077 Angel Food Cake	<input type="radio"/>	<input type="radio"/>	<input type="radio"/>	<input type="radio"/>
078 Hot Potato Salad	<input type="radio"/>	<input type="radio"/>	<input type="radio"/>	<input type="radio"/>
079 French Fried Cauliflower	<input type="radio"/>	<input type="radio"/>	<input type="radio"/>	<input type="radio"/>
080 Pears (canned)	<input type="radio"/>	<input type="radio"/>	<input type="radio"/>	<input type="radio"/>
081 Devilled Eggs	<input type="radio"/>	<input type="radio"/>	<input type="radio"/>	<input type="radio"/>
082 Veal Parmesan	<input type="radio"/>	<input type="radio"/>	<input type="radio"/>	<input type="radio"/>
083 Peach Shortcake	<input type="radio"/>	<input type="radio"/>	<input type="radio"/>	<input type="radio"/>
084 Stuffed Green Peppers	<input type="radio"/>	<input type="radio"/>	<input type="radio"/>	<input type="radio"/>
085 Polish Sausage	<input type="radio"/>	<input type="radio"/>	<input type="radio"/>	<input type="radio"/>
086 Peach Pie	<input type="radio"/>	<input type="radio"/>	<input type="radio"/>	<input type="radio"/>
087 Sugar Cookies	<input type="radio"/>	<input type="radio"/>	<input type="radio"/>	<input type="radio"/>
088 Fried Chicken	<input type="radio"/>	<input type="radio"/>	<input type="radio"/>	<input type="radio"/>
089 Tomato Vegetable Noodle Soup	<input type="radio"/>	<input type="radio"/>	<input type="radio"/>	<input type="radio"/>
090 Fruit Cup	<input type="radio"/>	<input type="radio"/>	<input type="radio"/>	<input type="radio"/>
091 Sweet Potatoes	<input type="radio"/>	<input type="radio"/>	<input type="radio"/>	<input type="radio"/>
092 English Muffins	<input type="radio"/>	<input type="radio"/>	<input type="radio"/>	<input type="radio"/>
093 Carrot, Raisin & Celery Salad	<input type="radio"/>	<input type="radio"/>	<input type="radio"/>	<input type="radio"/>
094 Fried Parsnips	<input type="radio"/>	<input type="radio"/>	<input type="radio"/>	<input type="radio"/>
095 Vanilla Wafers	<input type="radio"/>	<input type="radio"/>	<input type="radio"/>	<input type="radio"/>
096 Stuffed Cabbage	<input type="radio"/>	<input type="radio"/>	<input type="radio"/>	<input type="radio"/>
097 Sauerbraten	<input type="radio"/>	<input type="radio"/>	<input type="radio"/>	<input type="radio"/>
098 Enchiladas	<input type="radio"/>	<input type="radio"/>	<input type="radio"/>	<input type="radio"/>
099 Butterscotch Sundae	<input type="radio"/>	<input type="radio"/>	<input type="radio"/>	<input type="radio"/>
100 Sour Cream Dressing	<input type="radio"/>	<input type="radio"/>	<input type="radio"/>	<input type="radio"/>
101 Vegetable Juice	<input type="radio"/>	<input type="radio"/>	<input type="radio"/>	<input type="radio"/>
102 Peaches (fresh)	<input type="radio"/>	<input type="radio"/>	<input type="radio"/>	<input type="radio"/>
103 Thousand Island Dressing	<input type="radio"/>	<input type="radio"/>	<input type="radio"/>	<input type="radio"/>
104 French Fried Scallops	<input type="radio"/>	<input type="radio"/>	<input type="radio"/>	<input type="radio"/>
105 Beer	<input type="radio"/>	<input type="radio"/>	<input type="radio"/>	<input type="radio"/>
106 Lemon-Lime Soda	<input type="radio"/>	<input type="radio"/>	<input type="radio"/>	<input type="radio"/>
107 Frozen Green Beans	<input type="radio"/>	<input type="radio"/>	<input type="radio"/>	<input type="radio"/>
108 Raisin Cookies	<input type="radio"/>	<input type="radio"/>	<input type="radio"/>	<input type="radio"/>
109 Hashed Brown Potatoes	<input type="radio"/>	<input type="radio"/>	<input type="radio"/>	<input type="radio"/>

1	2	3	4	5	6	7	8	9
dislike extremely	dislike very much	dislike moderately	dislike slightly	neither like nor dislike	like slightly	like moderately	like very much	like extremely

	NEVER TRIED	HOW MUCH you like or dislike the food (1-9)	HOW OFTEN you want to eat the food in days per month (01-30)	
165 Scalloped Potatoes	<input type="radio"/>	123456789	01234	56789
166 Mustard Greens	<input type="radio"/>	123456789	01234	56789
167 French Fried Shrimp	<input type="radio"/>	123456789	01234	56789
168 Vegetable Soup	<input type="radio"/>	123456789	01234	56789
169 Fruit Flavored Yogurt	<input type="radio"/>	123456789	01234	56789
170 Tacos	<input type="radio"/>	123456789	01234	56789
171 Pumpkin Pie	<input type="radio"/>	123456789	01234	56789
172 Ham Sandwich	<input type="radio"/>	123456789	01234	56789
173 Grilled Lamb Chops	<input type="radio"/>	123456789	01234	56789
174 White Cake	<input type="radio"/>	123456789	01234	56789
175 Tangerines	<input type="radio"/>	123456789	01234	56789
176 Eggs to Order	<input type="radio"/>	123456789	01234	56789
177 Peaches (canned)	<input type="radio"/>	123456789	01234	56789
178 Boiled Navy Beans	<input type="radio"/>	123456789	01234	56789
179 Submarine Sandwich	<input type="radio"/>	123456789	01234	56789
180 Kidney Bean Salad	<input type="radio"/>	123456789	01234	56789
181 Butterscotch Brownies	<input type="radio"/>	123456789	01234	56789
182 Grapefruit-Pineapple Juice	<input type="radio"/>	123456789	01234	56789
183 Stewed Tomatoes	<input type="radio"/>	123456789	01234	56789
184 Sukiyaki	<input type="radio"/>	123456789	01234	56789
185 Strawberry Gelatin	<input type="radio"/>	123456789	01234	56789
186 Canned Peas	<input type="radio"/>	123456789	01234	56789
187 Lemonade	<input type="radio"/>	123456789	01234	56789
188 Italian Sausage	<input type="radio"/>	123456789	01234	56789
189 Macaroni Salad	<input type="radio"/>	123456789	01234	56789
190 Beef Stroganoff	<input type="radio"/>	123456789	01234	56789
191 Fried Okra	<input type="radio"/>	123456789	01234	56789
192 Pot Roast	<input type="radio"/>	123456789	01234	56789
193 Grilled Ham & Cheese Sandwich	<input type="radio"/>	123456789	01234	56789
194 Pepper Steak	<input type="radio"/>	123456789	01234	56789
195 Pickled Beet & Onion Salad	<input type="radio"/>	123456789	01234	56789
196 Plain Muffins	<input type="radio"/>	123456789	01234	56789
197 Fried Pie (Fruit)	<input type="radio"/>	123456789	01234	56789
198 Corn Fritters	<input type="radio"/>	123456789	01234	56789
199 Pound Cake	<input type="radio"/>	123456789	01234	56789
200 Lemon Meringue Pie	<input type="radio"/>	123456789	01234	56789
201 Boston Cream Pie	<input type="radio"/>	123456789	01234	56789
202 Chocolate Milk	<input type="radio"/>	123456789	01234	56789
203 Roast Beef	<input type="radio"/>	123456789	01234	56789
204 French Fried Onion Rings	<input type="radio"/>	123456789	01234	56789
205 Creamed Style Corn	<input type="radio"/>	123456789	01234	56789
206 Chocolate Drop Cookies	<input type="radio"/>	123456789	01234	56789
207 Frozen Peas	<input type="radio"/>	123456789	01234	56789
208 Brussels Sprouts	<input type="radio"/>	123456789	01234	56789
209 Gingerale	<input type="radio"/>	123456789	01234	56789
210 Waldorf Salad (Apples, Celery & Raisin)	<input type="radio"/>	123456789	01234	56789
211 Milk Shake	<input type="radio"/>	123456789	01234	56789
212 Molasses Cookies	<input type="radio"/>	123456789	01234	56789
213 Pineapple (canned)	<input type="radio"/>	123456789	01234	56789
214 Marble Cake	<input type="radio"/>	123456789	01234	56789
215 Baked Ham	<input type="radio"/>	123456789	01234	56789
216 Lobster	<input type="radio"/>	123456789	01234	56789
217 Hot Chocolate	<input type="radio"/>	123456789	01234	56789
218 Canned Lima Beans	<input type="radio"/>	123456789	01234	56789
219 Cold Potato Salad	<input type="radio"/>	123456789	01234	56789

1	2	3	4	5	6	7	8	9
dislike extremely	dislike very much	dislike moderately	dislike slightly	neither like nor dislike	like slightly	like moderately	like very much	like extremely

	NEVER TRIED	HOW MUCH you like or dislike the food (1-9)	HOW OFTEN you want to eat the food in days per month (01-30)	
220 Sloppy Joe	<input type="radio"/>	①②③④⑤⑥⑦⑧⑨	①②③④	①②③④⑤⑥⑦⑧⑨
221 Cheesecake	<input type="radio"/>	①②③④⑤⑥⑦⑧⑨	①②③④	①②③④⑤⑥⑦⑧⑨
222 Oranges	<input type="radio"/>	①②③④⑤⑥⑦⑧⑨	①②③④	①②③④⑤⑥⑦⑧⑨
223 Plums (fresh)	<input type="radio"/>	①②③④⑤⑥⑦⑧⑨	①②③④	①②③④⑤⑥⑦⑧⑨
224 Hot Oatmeal	<input type="radio"/>	①②③④⑤⑥⑦⑧⑨	①②③④	①②③④⑤⑥⑦⑧⑨
225 Grilled Cheese Sandwich	<input type="radio"/>	①②③④⑤⑥⑦⑧⑨	①②③④	①②③④⑤⑥⑦⑧⑨
226 Meat Loaf	<input type="radio"/>	①②③④⑤⑥⑦⑧⑨	①②③④	①②③④⑤⑥⑦⑧⑨
227 Ham	<input type="radio"/>	①②③④⑤⑥⑦⑧⑨	①②③④	①②③④⑤⑥⑦⑧⑨
228 Pears (fresh)	<input type="radio"/>	①②③④⑤⑥⑦⑧⑨	①②③④	①②③④⑤⑥⑦⑧⑨
229 Mixed Fruit Salad	<input type="radio"/>	①②③④⑤⑥⑦⑧⑨	①②③④	①②③④⑤⑥⑦⑧⑨
230 Creamed Onions	<input type="radio"/>	①②③④⑤⑥⑦⑧⑨	①②③④	①②③④⑤⑥⑦⑧⑨
231 Freeze-dried Coffee	<input type="radio"/>	①②③④⑤⑥⑦⑧⑨	①②③④	①②③④⑤⑥⑦⑧⑨
232 Coconut Raisin Cookies	<input type="radio"/>	①②③④⑤⑥⑦⑧⑨	①②③④	①②③④⑤⑥⑦⑧⑨
233 Chocolate Pudding	<input type="radio"/>	①②③④⑤⑥⑦⑧⑨	①②③④	①②③④⑤⑥⑦⑧⑨
234 Cantaloupe	<input type="radio"/>	①②③④⑤⑥⑦⑧⑨	①②③④	①②③④⑤⑥⑦⑧⑨
235 Salami Sandwich	<input type="radio"/>	①②③④⑤⑥⑦⑧⑨	①②③④	①②③④⑤⑥⑦⑧⑨
236 Omelet	<input type="radio"/>	①②③④⑤⑥⑦⑧⑨	①②③④	①②③④⑤⑥⑦⑧⑨
237 Corn Chowder	<input type="radio"/>	①②③④⑤⑥⑦⑧⑨	①②③④	①②③④⑤⑥⑦⑧⑨
238 Butterscotch Cream Pie	<input type="radio"/>	①②③④⑤⑥⑦⑧⑨	①②③④	①②③④⑤⑥⑦⑧⑨
239 Creamed Ground Beef	<input type="radio"/>	①②③④⑤⑥⑦⑧⑨	①②③④	①②③④⑤⑥⑦⑧⑨
240 Turkey Rice Soup	<input type="radio"/>	①②③④⑤⑥⑦⑧⑨	①②③④	①②③④⑤⑥⑦⑧⑨
241 Milk	<input type="radio"/>	①②③④⑤⑥⑦⑧⑨	①②③④	①②③④⑤⑥⑦⑧⑨
242 Buttered Wax Beans	<input type="radio"/>	①②③④⑤⑥⑦⑧⑨	①②③④	①②③④⑤⑥⑦⑧⑨
243 Spice Cake	<input type="radio"/>	①②③④⑤⑥⑦⑧⑨	①②③④	①②③④⑤⑥⑦⑧⑨
244 Asparagus	<input type="radio"/>	①②③④⑤⑥⑦⑧⑨	①②③④	①②③④⑤⑥⑦⑧⑨
245 Potato Chips	<input type="radio"/>	①②③④⑤⑥⑦⑧⑨	①②③④	①②③④⑤⑥⑦⑧⑨
246 Pineapple (canned)	<input type="radio"/>	①②③④⑤⑥⑦⑧⑨	①②③④	①②③④⑤⑥⑦⑧⑨
247 Coffee Cake	<input type="radio"/>	①②③④⑤⑥⑦⑧⑨	①②③④	①②③④⑤⑥⑦⑧⑨
248 Grape-flavored Drink	<input type="radio"/>	①②③④⑤⑥⑦⑧⑨	①②③④	①②③④⑤⑥⑦⑧⑨
249 Iced Tea	<input type="radio"/>	①②③④⑤⑥⑦⑧⑨	①②③④	①②③④⑤⑥⑦⑧⑨
250 Pizza	<input type="radio"/>	①②③④⑤⑥⑦⑧⑨	①②③④	①②③④⑤⑥⑦⑧⑨
251 Onion Soup	<input type="radio"/>	①②③④⑤⑥⑦⑧⑨	①②③④	①②③④⑤⑥⑦⑧⑨
252 Banana Split	<input type="radio"/>	①②③④⑤⑥⑦⑧⑨	①②③④	①②③④⑤⑥⑦⑧⑨
253 Spaghetti with Meatballs	<input type="radio"/>	①②③④⑤⑥⑦⑧⑨	①②③④	①②③④⑤⑥⑦⑧⑨
254 Grilled Ham	<input type="radio"/>	①②③④⑤⑥⑦⑧⑨	①②③④	①②③④⑤⑥⑦⑧⑨
255 Lemon Chiffon Pie	<input type="radio"/>	①②③④⑤⑥⑦⑧⑨	①②③④	①②③④⑤⑥⑦⑧⑨
256 Hot Roast Beef Sandwich with Gravy	<input type="radio"/>	①②③④⑤⑥⑦⑧⑨	①②③④	①②③④⑤⑥⑦⑧⑨
257 Chocolate Cream Cake	<input type="radio"/>	①②③④⑤⑥⑦⑧⑨	①②③④	①②③④⑤⑥⑦⑧⑨
258 Chicken Noodle Soup	<input type="radio"/>	①②③④⑤⑥⑦⑧⑨	①②③④	①②③④⑤⑥⑦⑧⑨
259 Sherbet	<input type="radio"/>	①②③④⑤⑥⑦⑧⑨	①②③④	①②③④⑤⑥⑦⑧⑨
260 French Dressing	<input type="radio"/>	①②③④⑤⑥⑦⑧⑨	①②③④	①②③④⑤⑥⑦⑧⑨
261 Applesauce	<input type="radio"/>	①②③④⑤⑥⑦⑧⑨	①②③④	①②③④⑤⑥⑦⑧⑨
262 Barbecued Spareribs	<input type="radio"/>	①②③④⑤⑥⑦⑧⑨	①②③④	①②③④⑤⑥⑦⑧⑨
263 Cucumber & Onion Salad	<input type="radio"/>	①②③④⑤⑥⑦⑧⑨	①②③④	①②③④⑤⑥⑦⑧⑨
264 Giblet Stuffing	<input type="radio"/>	①②③④⑤⑥⑦⑧⑨	①②③④	①②③④⑤⑥⑦⑧⑨
265 Pineapple Cheese Salad	<input type="radio"/>	①②③④⑤⑥⑦⑧⑨	①②③④	①②③④⑤⑥⑦⑧⑨
266 Buttered Earmal	<input type="radio"/>	①②③④⑤⑥⑦⑧⑨	①②③④	①②③④⑤⑥⑦⑧⑨
267 Fried Eggplant	<input type="radio"/>	①②③④⑤⑥⑦⑧⑨	①②③④	①②③④⑤⑥⑦⑧⑨
268 Tomato Soup	<input type="radio"/>	①②③④⑤⑥⑦⑧⑨	①②③④	①②③④⑤⑥⑦⑧⑨
269 Pineapple Cream Pie	<input type="radio"/>	①②③④⑤⑥⑦⑧⑨	①②③④	①②③④⑤⑥⑦⑧⑨
270 Buttered Peas & Carrots	<input type="radio"/>	①②③④⑤⑥⑦⑧⑨	①②③④	①②③④⑤⑥⑦⑧⑨
271 Pork Hocks	<input type="radio"/>	①②③④⑤⑥⑦⑧⑨	①②③④	①②③④⑤⑥⑦⑧⑨
272 Grapefruit Juice	<input type="radio"/>	①②③④⑤⑥⑦⑧⑨	①②③④	①②③④⑤⑥⑦⑧⑨
273 Pickled Pigs' Feet	<input type="radio"/>	①②③④⑤⑥⑦⑧⑨	①②③④	①②③④⑤⑥⑦⑧⑨
274 French Fried Potatoes	<input type="radio"/>	①②③④⑤⑥⑦⑧⑨	①②③④	①②③④⑤⑥⑦⑧⑨

1	2	3	4	5	6	7	8	9
dislike extremely	dislike very much	dislike moderately	dislike slightly	neither like nor dislike	like slightly	like moderately	like very much	like extremely

	NEVER TRIED	HOW MUCH you like or dislike the food (1-9)	HOW OFTEN you want to eat the food in days per month (01-30)	
275 Collard Greens	<input type="radio"/>	①②③④⑤⑥⑦⑧⑨	①②③④	①②③④⑤⑥⑦⑧⑨
276 Vanilla Cream Pudding	<input type="radio"/>	①②③④⑤⑥⑦⑧⑨	①②③④	①②③④⑤⑥⑦⑧⑨
277 Cherry Upside Down Cake	<input type="radio"/>	①②③④⑤⑥⑦⑧⑨	①②③④	①②③④⑤⑥⑦⑧⑨
278 Canned Peas	<input type="radio"/>	①②③④⑤⑥⑦⑧⑨	①②③④	①②③④⑤⑥⑦⑧⑨
279 Cherry Soda	<input type="radio"/>	①②③④⑤⑥⑦⑧⑨	①②③④	①②③④⑤⑥⑦⑧⑨
280 Blackberry Pie	<input type="radio"/>	①②③④⑤⑥⑦⑧⑨	①②③④	①②③④⑤⑥⑦⑧⑨
281 Blue Cheese Dressing	<input type="radio"/>	①②③④⑤⑥⑦⑧⑨	①②③④	①②③④⑤⑥⑦⑧⑨
282 Figs (canned)	<input type="radio"/>	①②③④⑤⑥⑦⑧⑨	①②③④	①②③④⑤⑥⑦⑧⑨
283 Corn Bread Stuffing	<input type="radio"/>	①②③④⑤⑥⑦⑧⑨	①②③④	①②③④⑤⑥⑦⑧⑨
284 Salmon	<input type="radio"/>	①②③④⑤⑥⑦⑧⑨	①②③④	①②③④⑤⑥⑦⑧⑨
285 Tossed Vegetable Salad	<input type="radio"/>	①②③④⑤⑥⑦⑧⑨	①②③④	①②③④⑤⑥⑦⑧⑨
286 Waffles	<input type="radio"/>	①②③④⑤⑥⑦⑧⑨	①②③④	①②③④⑤⑥⑦⑧⑨
287 Tuna Salad Sandwich	<input type="radio"/>	①②③④⑤⑥⑦⑧⑨	①②③④	①②③④⑤⑥⑦⑧⑨
288 Grapefruit Sections (canned)	<input type="radio"/>	①②③④⑤⑥⑦⑧⑨	①②③④	①②③④⑤⑥⑦⑧⑨
289 Baked Stuffed Pork Chops	<input type="radio"/>	①②③④⑤⑥⑦⑧⑨	①②③④	①②③④⑤⑥⑦⑧⑨
290 Seafood Platter	<input type="radio"/>	①②③④⑤⑥⑦⑧⑨	①②③④	①②③④⑤⑥⑦⑧⑨
291 Cherry Pie	<input type="radio"/>	①②③④⑤⑥⑦⑧⑨	①②③④	①②③④⑤⑥⑦⑧⑨
292 Beef Barley Soup	<input type="radio"/>	①②③④⑤⑥⑦⑧⑨	①②③④	①②③④⑤⑥⑦⑧⑨
293 Hot Tamales	<input type="radio"/>	①②③④⑤⑥⑦⑧⑨	①②③④	①②③④⑤⑥⑦⑧⑨
294 Canadian Bacon	<input type="radio"/>	①②③④⑤⑥⑦⑧⑨	①②③④	①②③④⑤⑥⑦⑧⑨
295 Roast Veal	<input type="radio"/>	①②③④⑤⑥⑦⑧⑨	①②③④	①②③④⑤⑥⑦⑧⑨
296 Baked Potatoes	<input type="radio"/>	①②③④⑤⑥⑦⑧⑨	①②③④	①②③④⑤⑥⑦⑧⑨
297 Danish Pastry	<input type="radio"/>	①②③④⑤⑥⑦⑧⑨	①②③④	①②③④⑤⑥⑦⑧⑨
298 Nut Cookies	<input type="radio"/>	①②③④⑤⑥⑦⑧⑨	①②③④	①②③④⑤⑥⑦⑧⑨
299 Ham Loaf	<input type="radio"/>	①②③④⑤⑥⑦⑧⑨	①②③④	①②③④⑤⑥⑦⑧⑨
300 Chicken Cacciatore	<input type="radio"/>	①②③④⑤⑥⑦⑧⑨	①②③④	①②③④⑤⑥⑦⑧⑨
301 Cornbread	<input type="radio"/>	①②③④⑤⑥⑦⑧⑨	①②③④	①②③④⑤⑥⑦⑧⑨
302 Egg Salad Sandwich	<input type="radio"/>	①②③④⑤⑥⑦⑧⑨	①②③④	①②③④⑤⑥⑦⑧⑨
303 Fishwich	<input type="radio"/>	①②③④⑤⑥⑦⑧⑨	①②③④	①②③④⑤⑥⑦⑧⑨
304 Bacon	<input type="radio"/>	①②③④⑤⑥⑦⑧⑨	①②③④	①②③④⑤⑥⑦⑧⑨
305 Plums (canned)	<input type="radio"/>	①②③④⑤⑥⑦⑧⑨	①②③④	①②③④⑤⑥⑦⑧⑨
306 Bologna Sandwich	<input type="radio"/>	①②③④⑤⑥⑦⑧⑨	①②③④	①②③④⑤⑥⑦⑧⑨
307 Grape Soda	<input type="radio"/>	①②③④⑤⑥⑦⑧⑨	①②③④	①②③④⑤⑥⑦⑧⑨
308 Vinegar & Oil Dressing	<input type="radio"/>	①②③④⑤⑥⑦⑧⑨	①②③④	①②③④⑤⑥⑦⑧⑨
309 Coconut Cream Pudding	<input type="radio"/>	①②③④⑤⑥⑦⑧⑨	①②③④	①②③④⑤⑥⑦⑧⑨
310 Cole Slaw	<input type="radio"/>	①②③④⑤⑥⑦⑧⑨	①②③④	①②③④⑤⑥⑦⑧⑨
311 Frankfurters	<input type="radio"/>	①②③④⑤⑥⑦⑧⑨	①②③④	①②③④⑤⑥⑦⑧⑨
312 Grape Lemonade	<input type="radio"/>	①②③④⑤⑥⑦⑧⑨	①②③④	①②③④⑤⑥⑦⑧⑨
313 Cottage Cheese & Fruit Salad	<input type="radio"/>	①②③④⑤⑥⑦⑧⑨	①②③④	①②③④⑤⑥⑦⑧⑨
314 Orange-flavored Drink	<input type="radio"/>	①②③④⑤⑥⑦⑧⑨	①②③④	①②③④⑤⑥⑦⑧⑨
315 Buttered Whole Kernal Corn	<input type="radio"/>	①②③④⑤⑥⑦⑧⑨	①②③④	①②③④⑤⑥⑦⑧⑨
316 Western Sandwich	<input type="radio"/>	①②③④⑤⑥⑦⑧⑨	①②③④	①②③④⑤⑥⑦⑧⑨
317 Broccoli	<input type="radio"/>	①②③④⑤⑥⑦⑧⑨	①②③④	①②③④⑤⑥⑦⑧⑨
318 Pineapple Juice	<input type="radio"/>	①②③④⑤⑥⑦⑧⑨	①②③④	①②③④⑤⑥⑦⑧⑨
319 Coconut Custard Pie	<input type="radio"/>	①②③④⑤⑥⑦⑧⑨	①②③④	①②③④⑤⑥⑦⑧⑨
320 Fried Fish	<input type="radio"/>	①②③④⑤⑥⑦⑧⑨	①②③④	①②③④⑤⑥⑦⑧⑨
321 Cold Cereal	<input type="radio"/>	①②③④⑤⑥⑦⑧⑨	①②③④	①②③④⑤⑥⑦⑧⑨
322 Beef Rice Soup	<input type="radio"/>	①②③④⑤⑥⑦⑧⑨	①②③④	①②③④⑤⑥⑦⑧⑨
323 Stewed Prunes (canned)	<input type="radio"/>	①②③④⑤⑥⑦⑧⑨	①②③④	①②③④⑤⑥⑦⑧⑨
324 Corn-on-the-Cob	<input type="radio"/>	①②③④⑤⑥⑦⑧⑨	①②③④	①②③④⑤⑥⑦⑧⑨
325 Blueberry Pie	<input type="radio"/>	①②③④⑤⑥⑦⑧⑨	①②③④	①②③④⑤⑥⑦⑧⑨
326 Cranberry Juice	<input type="radio"/>	①②③④⑤⑥⑦⑧⑨	①②③④	①②③④⑤⑥⑦⑧⑨
327 Sweet Cherries (canned)	<input type="radio"/>	①②③④⑤⑥⑦⑧⑨	①②③④	①②③④⑤⑥⑦⑧⑨
328 Baked Chicken	<input type="radio"/>	①②③④⑤⑥⑦⑧⑨	①②③④	①②③④⑤⑥⑦⑧⑨
329 Garden Cottage Cheese Salad	<input type="radio"/>	①②③④⑤⑥⑦⑧⑨	①②③④	①②③④⑤⑥⑦⑧⑨

1	2	3	4	5	6	7	8	9
dislike extremely	dislike very much	dislike moderately	dislike slightly	neither like nor dislike	like slightly	like moderately	like very much	like extremely

	NEVER TRIED	HOW MUCH you like or dislike the food (1-9)	HOW OFTEN you want to eat the food in days per month (01-30)	
330 Baked Tuna & Noodles	<input type="radio"/>	1 2 3 4 5 6 7 8 9	0 1 2 3 4 5 6 7 8 9	0 1 2 3 4 5 6 7 8 9
331 Raisin Pie	<input type="radio"/>	1 2 3 4 5 6 7 8 9	0 1 2 3 4 5 6 7 8 9	0 1 2 3 4 5 6 7 8 9
332 Fruit Punch	<input type="radio"/>	1 2 3 4 5 6 7 8 9	0 1 2 3 4 5 6 7 8 9	0 1 2 3 4 5 6 7 8 9
333 Peanut Butter and Jelly Sandwich	<input type="radio"/>	1 2 3 4 5 6 7 8 9	0 1 2 3 4 5 6 7 8 9	0 1 2 3 4 5 6 7 8 9
334 Mashed Potatoes	<input type="radio"/>	1 2 3 4 5 6 7 8 9	0 1 2 3 4 5 6 7 8 9	0 1 2 3 4 5 6 7 8 9
335 Creole Soup	<input type="radio"/>	1 2 3 4 5 6 7 8 9	0 1 2 3 4 5 6 7 8 9	0 1 2 3 4 5 6 7 8 9
336 Soft Serve Ice Cream	<input type="radio"/>	1 2 3 4 5 6 7 8 9	0 1 2 3 4 5 6 7 8 9	0 1 2 3 4 5 6 7 8 9
337 Cherry Cake Pudding	<input type="radio"/>	1 2 3 4 5 6 7 8 9	0 1 2 3 4 5 6 7 8 9	0 1 2 3 4 5 6 7 8 9
338 Spanish Rice	<input type="radio"/>	1 2 3 4 5 6 7 8 9	0 1 2 3 4 5 6 7 8 9	0 1 2 3 4 5 6 7 8 9
339 Funistrada	<input type="radio"/>	1 2 3 4 5 6 7 8 9	0 1 2 3 4 5 6 7 8 9	0 1 2 3 4 5 6 7 8 9
340 Tomato Juice	<input type="radio"/>	1 2 3 4 5 6 7 8 9	0 1 2 3 4 5 6 7 8 9	0 1 2 3 4 5 6 7 8 9
341 Buttered Zucchini Squash	<input type="radio"/>	1 2 3 4 5 6 7 8 9	0 1 2 3 4 5 6 7 8 9	0 1 2 3 4 5 6 7 8 9
342 Spareribs with Sauerkraut	<input type="radio"/>	1 2 3 4 5 6 7 8 9	0 1 2 3 4 5 6 7 8 9	0 1 2 3 4 5 6 7 8 9
343 Watermelon	<input type="radio"/>	1 2 3 4 5 6 7 8 9	0 1 2 3 4 5 6 7 8 9	0 1 2 3 4 5 6 7 8 9
344 Creamed Chipped Beef	<input type="radio"/>	1 2 3 4 5 6 7 8 9	0 1 2 3 4 5 6 7 8 9	0 1 2 3 4 5 6 7 8 9
345 Frankfurter, Cheese and Bacon	<input type="radio"/>	1 2 3 4 5 6 7 8 9	0 1 2 3 4 5 6 7 8 9	0 1 2 3 4 5 6 7 8 9
346 Root Beer	<input type="radio"/>	1 2 3 4 5 6 7 8 9	0 1 2 3 4 5 6 7 8 9	0 1 2 3 4 5 6 7 8 9
347 Turkey Pot Pie	<input type="radio"/>	1 2 3 4 5 6 7 8 9	0 1 2 3 4 5 6 7 8 9	0 1 2 3 4 5 6 7 8 9
348 Grilled Steak	<input type="radio"/>	1 2 3 4 5 6 7 8 9	0 1 2 3 4 5 6 7 8 9	0 1 2 3 4 5 6 7 8 9
349 Baked Macaroni & Cheese	<input type="radio"/>	1 2 3 4 5 6 7 8 9	0 1 2 3 4 5 6 7 8 9	0 1 2 3 4 5 6 7 8 9
350 Pineapple Pie	<input type="radio"/>	1 2 3 4 5 6 7 8 9	0 1 2 3 4 5 6 7 8 9	0 1 2 3 4 5 6 7 8 9
351 Minestrone Soup	<input type="radio"/>	1 2 3 4 5 6 7 8 9	0 1 2 3 4 5 6 7 8 9	0 1 2 3 4 5 6 7 8 9
352 Banana Salad	<input type="radio"/>	1 2 3 4 5 6 7 8 9	0 1 2 3 4 5 6 7 8 9	0 1 2 3 4 5 6 7 8 9
353 Fruit Cocktail (canned)	<input type="radio"/>	1 2 3 4 5 6 7 8 9	0 1 2 3 4 5 6 7 8 9	0 1 2 3 4 5 6 7 8 9
354 Hot Whole Wheat Cereal	<input type="radio"/>	1 2 3 4 5 6 7 8 9	0 1 2 3 4 5 6 7 8 9	0 1 2 3 4 5 6 7 8 9
355 Buttered Cauliflower	<input type="radio"/>	1 2 3 4 5 6 7 8 9	0 1 2 3 4 5 6 7 8 9	0 1 2 3 4 5 6 7 8 9
356 Clam Chowder	<input type="radio"/>	1 2 3 4 5 6 7 8 9	0 1 2 3 4 5 6 7 8 9	0 1 2 3 4 5 6 7 8 9
357 Jellied Vegetable Salad	<input type="radio"/>	1 2 3 4 5 6 7 8 9	0 1 2 3 4 5 6 7 8 9	0 1 2 3 4 5 6 7 8 9
358 Bread Pudding	<input type="radio"/>	1 2 3 4 5 6 7 8 9	0 1 2 3 4 5 6 7 8 9	0 1 2 3 4 5 6 7 8 9
359 Harvard Beets	<input type="radio"/>	1 2 3 4 5 6 7 8 9	0 1 2 3 4 5 6 7 8 9	0 1 2 3 4 5 6 7 8 9
360 Bacon, Lettuce & Tomato Sandwich	<input type="radio"/>	1 2 3 4 5 6 7 8 9	0 1 2 3 4 5 6 7 8 9	0 1 2 3 4 5 6 7 8 9
361 Lasagna	<input type="radio"/>	1 2 3 4 5 6 7 8 9	0 1 2 3 4 5 6 7 8 9	0 1 2 3 4 5 6 7 8 9
362 Prune Juice	<input type="radio"/>	1 2 3 4 5 6 7 8 9	0 1 2 3 4 5 6 7 8 9	0 1 2 3 4 5 6 7 8 9
363 Russian Dressing	<input type="radio"/>	1 2 3 4 5 6 7 8 9	0 1 2 3 4 5 6 7 8 9	0 1 2 3 4 5 6 7 8 9
364 Doughnuts	<input type="radio"/>	1 2 3 4 5 6 7 8 9	0 1 2 3 4 5 6 7 8 9	0 1 2 3 4 5 6 7 8 9
365 Brownies	<input type="radio"/>	1 2 3 4 5 6 7 8 9	0 1 2 3 4 5 6 7 8 9	0 1 2 3 4 5 6 7 8 9
366 Oranges	<input type="radio"/>	1 2 3 4 5 6 7 8 9	0 1 2 3 4 5 6 7 8 9	0 1 2 3 4 5 6 7 8 9
367 Apricots (canned)	<input type="radio"/>	1 2 3 4 5 6 7 8 9	0 1 2 3 4 5 6 7 8 9	0 1 2 3 4 5 6 7 8 9
368 Butterscotch Pudding	<input type="radio"/>	1 2 3 4 5 6 7 8 9	0 1 2 3 4 5 6 7 8 9	0 1 2 3 4 5 6 7 8 9
369 Sliced Orange Salad	<input type="radio"/>	1 2 3 4 5 6 7 8 9	0 1 2 3 4 5 6 7 8 9	0 1 2 3 4 5 6 7 8 9
370 Strawberry Sundae	<input type="radio"/>	1 2 3 4 5 6 7 8 9	0 1 2 3 4 5 6 7 8 9	0 1 2 3 4 5 6 7 8 9
371 Apple Pie	<input type="radio"/>	1 2 3 4 5 6 7 8 9	0 1 2 3 4 5 6 7 8 9	0 1 2 3 4 5 6 7 8 9
372 Hominy Grits	<input type="radio"/>	1 2 3 4 5 6 7 8 9	0 1 2 3 4 5 6 7 8 9	0 1 2 3 4 5 6 7 8 9
373 Cherry-flavored Drink	<input type="radio"/>	1 2 3 4 5 6 7 8 9	0 1 2 3 4 5 6 7 8 9	0 1 2 3 4 5 6 7 8 9
374 Peanut Butter Cookies	<input type="radio"/>	1 2 3 4 5 6 7 8 9	0 1 2 3 4 5 6 7 8 9	0 1 2 3 4 5 6 7 8 9
375 Orange Juice	<input type="radio"/>	1 2 3 4 5 6 7 8 9	0 1 2 3 4 5 6 7 8 9	0 1 2 3 4 5 6 7 8 9
376 Grapes	<input type="radio"/>	1 2 3 4 5 6 7 8 9	0 1 2 3 4 5 6 7 8 9	0 1 2 3 4 5 6 7 8 9
377 Griddle Cakes	<input type="radio"/>	1 2 3 4 5 6 7 8 9	0 1 2 3 4 5 6 7 8 9	0 1 2 3 4 5 6 7 8 9
378 Instant Coffee	<input type="radio"/>	1 2 3 4 5 6 7 8 9	0 1 2 3 4 5 6 7 8 9	0 1 2 3 4 5 6 7 8 9

APPENDIX B

ANGEL FOOD CAKE
APPLE CRISP
APPLE JUICE
APPLE PIE
APPLES (FRESH)
APPLESAUCE
APRICOT PIE
APRICOTS (CANNED)
ASPARAGUS
BACON
BACON, LETTUCE & TOMATO SAND
BAKED BEAN SANDWICH
BAKED CHICKEN
BAKED FISH
BAKED HAM
BAKED MACARONI & CHEESE
BAKED POTATOES
BAKED STUFFED PORK CHOPS
BAKED TUNA & NOODLES
BAKED TUNA & NOODLES
BAKED YELLOW SQUASH
BAKING-POWDER BISCUITS
BANANA CAKE
BANANA CREAM PIE
BANANA CREAM PUDDING
BANANA SALAD
BANANA SPLIT
BANANAS
BARBECUED BEEF CUBES
BARBECUED SPARERIBS
BEAN SOUP
BEEF BARLEY SOUP
BEEF RICE SOUP
BEEF STEW
BEEF STROGANOFF
BEER
BLACKBERRY PIE
BLUE CHEESE DRESSING
BLUEBERRY MUFFINS
BLUEBERRY PIE
BOILED NAVY BEANS
BOILED PIGS' FEET
BOLOGNA SANDWICH
BOSTON BAKED BEANS
BOSTON CREAM PIE
BRAISED LIVER WITH ONIONS
BRAISED TRAKE
BREAD PUDDING
BREADED VEAL STEAKS
BROCCOLI
BROWNIES
BRUSSELS SPROUTS
BURRITOS
BUTTERED CARROTS
BUTTERED CAULIFLOWER
BUTTERED ERMAL
BUTTERED MIXED VEGETABLES
BUTTERED NOODLES
BUTTERED PEAS & CARROTS
BUTTERED SUCCOTASH

FOOD NAME

BUTTERED WAX BEANS
 BUTTERED WHOLE KERNEL CORN
 BUTTERED ZUCCHINI SQUASH
 BUTTERMILK
 BUTTERSCOTCH BROWNIES
 BUTTERSCOTCH CREAM PIE
 BUTTERSCOTCH PUDDING
 BUTTERSCOTCH SUNDAE
 CABBAGE
 CAESAR DRESSING
 CANADIAN BACON
 CANNED GREEN BEANS
 CANNED GREEN BEANS
 CANNED LIMA BEANS
 CANNED PEAS
 CANNED PEAS
 CANTALOUPE
 CARROT, RAISIN & CELERY SALAD
 CELERY & CARROT STICKS
 CHEESEBURGER
 CHEESECAKE
 CHEF'S SALAD
 CHERRY CAKE PUDDING
 CHERRY-FLAVORED DRINK
 CHERRY PIE
 CHERRY SODA
 CHERRY UPSIDE DOWN CAKE
 CHICKEN CACCIATORE
 CHICKEN NOODLE SOUP
 CHILI CON CARNE

CHILI MACARONI
 CHITTERLINGS
 CHOCOLATE CAKE PUDDING
 CHOCOLATE CHIP COOKIES
 CHOCOLATE COOKIES
 CHOCOLATE CREAM PIE
 CHOCOLATE CREAM CAKE
 CHOCOLATE MILK
 CHOCOLATE PUDDING
 CLAM CHOWDER
 COCONUT CREAM PUDDING
 COCONUT CUSTARD PIE
 COCONUT RAISIN COOKIES
 COFFEE CAKE
 COLA
 COLD CEREAL
 COLD POTATO SALAD
 COLE SLAW
 COLLARD GREENS
 CORN BREAD STUFFING
 CORN CHOWDER
 CORN-ON-THE-COB
 CORNBREAD
 CORNED BEEF
 CORNED BEEF HASH
 CORN FRITTERS
 COTTAGE CHEESE & FRUIT SALAD
 CRANBERRY JUICE
 CREAM OF MUSHROOM SOUP
 CREAM OF POTATO SOUP

FOOD NAME

CREAMED CHIPPED BEEF	FRENCH TOAST
CREAMED FROZEN PEAS	FRESH COFFEE
CREAMED GROUND BEEF	FRIED CABBAGE
CREAMED ONIONS	FRIED CHICKEN
CREAMED STYLE CORN	FRIED EGGPLANT
CREOLE SOUP	FRIED FISH
CUCUMBER & ONION SALAD	FRIED OKRA
DANISH PASTRY	FRIED OYSTERS
DEVILLED EGGS	FRIED PARSNIPS
DEVIL'S FOOD CAKE	FRIED PIE (FRUIT)
DOUGHNUTS	FRIED RICE
EGG DROP SOUP	FRIJOLE SALAD
EGG SALAD SANDWICH	FROZEN GREEN BEANS
EGGS TO ORDER	FROZEN LIMA BEANS
ENCHILADAS	FROZEN PEAS
ENGLISH MUFFINS	FRUIT BARS
FIGS (CANNED)	FRUIT COCKTAIL (CANNED)
FISH CHOWDER	FRUIT CUP
FISHWICH	FRUIT FLAVORED YOGURT
FRANKFURTER, CHEESE AND BACON	FRUIT PUNCH
FRANKFURTERS	FUNISTRADA
FREEZE-DRIED COFFEE	GARDEN COTTAGE CHEESE SALAD
FRENCH DRESSING	GIBLET STUFFING
FRENCH FRIED CARROTS	GINGERALE
FRENCH FRIED CAULIFLOWER	GINGERBREAD
FRENCH FRIED FISH STICKS	GRAPE-FLAVORED DRINK
FRENCH FRIED ONION RINGS	GRAPE JUICE
FRENCH FRIED POTATOES	GRAPE LEMONADE
FRENCH FRIED SCALLOPS	GRAPE SODA
FRENCH FRIED SHRIMP	GRAPEFRUIT HALF (FRESH)

FOOD NAME

GRAPEFRUIT JUICE
 GRAPEFRUIT-ORANGE JUICE
 GRAPEFRUIT-PINEAPPLE JUICE
 GRAPEFRUIT SECTIONS (CANNED)
 GRAPES
 GRIDDLE CAKES
 GRILLED BOLOGNA
 GRILLED CHEESE SANDWICH
 GRILLED HAM
 GRILLED HAM & CHEESE SANDWICH
 GRILLED LAMB CHOPS
 GRILLED MINUTE STEAK
 GRILLED STEAK
 GUACAMOLE DIP
 HAM
 HAM
 HAM LOAF
 HAM SANDWICH
 HAMBURGER
 HARVARD BEETS
 HASHED BROWN POTATOES
 HOMINY GRITS
 HONEYDEW MELON
 HOT CHOCOLATE
 HOT FUDGE SUNDAE
 HOT OATMEAL
 HOT PASTRAMI SANDWICH
 HOT POTATO SALAD
 HOT REUBEN SANDWICH
 HOT ROAST BEEF SANDWICH W GRAVY

HOT TAMALES
 HOT TURKEY SANDWICH WITH GRAVY
 HOT WHOLE WHEAT CEREAL
 ICE CREAM
 ICED TEA
 INSTANT COFFEE
 ITALIAN DRESSING
 ITALIAN SAUSAGE
 JELLIED FRUIT SALAD
 JELLIED VEGETABLE SALAD
 KIDNEY BEAN SALAD
 LASAGNA
 LASAGNA
 LEMON CHIFFON PIE
 LEMON COOKIES
 LEMON-LIME SODA
 LEMON MERINGUE PIE
 LEMONADE
 LETTUCE SALAD
 LIME-FLAVORED DRINK
 LOBSTER
 LOW-CALORIE SODA
 MACARONI SALAD
 MARBLE CAKE
 MASHED POTATOES
 MASHED RUTABAGAS (TURNIP)
 MEAT LOAF
 MEATBALL SUBMARINE
 MILK
 MILK SHAKE

FOOD NAME

MILK SHAKE
 MINESTRONE SOUP
 MIXED FRUIT SALAD
 MOLASSES COOKIES
 MUSTARD GREENS
 NUT BARS
 NUT COOKIES
 OATMEAL COOKIES
 OMELET
 ONION SOUP
 ORANGE-FLAVORED DRINK
 ORANGE JUICE
 ORANGE SODA
 ORANGES
 ORANGES
 PEACH PIE
 PEACH SHORTCAKE
 PEACHES (CANNED)
 PEACHES (FRESH)
 PEANUT BUTTER AND JELLY SAND
 PEANUT BUTTER CAKE
 PEANUT BUTTER COOKIES
 PEARS (CANNED)
 PEARS (FRESH)
 PEPPER SODA
 PEPPER STEAK
 PICKLED BEET & ONION SALAD
 PICKLED PIGS' FEET
 PINEAPPLE (CANNED)
 PINEAPPLE (CANNED)

PINEAPPLE CHEESE SALAD
 PINEAPPLE CREAM PIE
 PINEAPPLE JUICE
 PINEAPPLE PIE
 PINEAPPLE SUNDAE
 PINEAPPLE UPSIDE DOWN CAKE
 PIZZA
 PIZZA
 PLAIN MUFFINS
 PLUMS (CANNED)
 PLUMS (FRESH)
 POLISH SAUSAGE
 PORK AND BEANS
 PORK CHOP SUEY
 PORK HOCKS
 PORK SAUSAGE PATTIES
 POT ROAST
 POTATO CHIPS
 POUND CAKE
 PRUNE JUICE
 PUMPKIN PIE
 RAISIN COOKIES
 RAISIN PIE
 RASPBERRY SHORTCAKE
 RAVIOLI
 REFRIED BEANS
 RICE PILAF
 RICE PUDDING
 ROAST BEEF
 ROAST LAMB

FOOD NAME

ROAST PORK
 ROAST TURKEY
 ROAST VEAL
 ROOT BEER
 RUSSIAN DRESSING
 SALAMI SANDWICH
 SALISBURY STEAK
 SALMON
 SAUERBRATEN
 SAUSAGE LINKS
 SAUSAGE STUFFING
 SAVORY BREAD STUFFING
 SCALLOPED POTATOES
 SCRAPPLE
 SEAFOOD PLATTER
 SHERBET
 SHRIMP CREOLE
 SIMMERED SAUERKRAUT
 SKIMMED MILK
 SLICED ORANGE SALAD
 SLICED TOMATO SALAD
 SLOPPY JOE
 SOFT SERVE ICE CREAM
 SOUR CREAM DRESSING
 SPAGHETTI WITH MEAT SAUCE
 SPAGHETTI WITH MEATBALLS
 SPANISH RICE
 SPARERIBS WITH SAUERKRAUT
 SPICE CAKE
 SPINACH

SPLIT PEA SOUP
 STEAMED RICE
 STEWED PRUNES (CANNED)
 STEWED TOMATOES
 STRAWBERRY CHIFFON PIE
 STRAWBERRY GELATIN
 STRAWBERRY SHORTCAKE
 STRAWBERRY SUNDAE
 STUFFED CABBAGE
 STUFFED GREEN PEPPERS
 SUBMARINE SANDWICH
 SUGAR COOKIES
 SUKIYAKI
 SWEDISH MEATBALLS
 SWEET CHERRIES (CANNED)
 SWEET POTATO PIE
 SWEET POTATOES
 SWEET ROLLS
 SWEET & SOUR PORK
 SWISS STEAK
 TACOS
 TANGERINES
 TEA
 THOUSAND ISLAND DRESSING
 TOMATO JUICE
 TOMATO JUICE
 TOMATO SOUP
 TOMATO VEGETABLE NOODLE SOUP
 TOSSED GREEN SALAD
 TOSSED VEGETABLE SALAD

FOOD NAME

TUNA SALAD SANDWICH

TURKEY CLUB SANDWICH

TURKEY POT PIE

TURKEY RICE SOUP

TURNIP GREENS

VANILLA CREAM PUDDING

VANILLA WAFERS

VEAL PARMESAN

VEALBURGER

VEGETABLE JUICE

VEGETABLE SOUP

VINEGAR & OIL DRESSING

WALDORF SALAD

WAFFLES

WATERMELON

WESTERN SANDWICH

WHITE CAKE

YELLOW CAKE

