



CAFI TRUST FUND
2021 CONSOLIDATED REPORT
V1 - REPORT SUBMITTED TO THE MPTF ON 31 MAY 2021

List of main acronyms

ADAG : Agricultural Development Agency of Gabon
AFD : French Development Agency
ANPN Gabonese National Agency for National Parks)
AGEOS : Gabonese Studies and Space Observations Agency
BUR : Biennial Update report
CAFI: Central African Forest Initiative
CAR: Central African Republic
CBFP: Congo Basin Forest Partnership
COP: Conference of the Parties (to the United Nations Framework Convention on Climate Change)
DRC: Democratic Republic of the Congo
DIAF: Forestry Department in the DRC Ministry of Environment
EB: (CAFI) Executive Board
ENABEL: Belgian bilateral cooperation agency
FAO: Food and Agriculture organization of the United Nations
FONAREDD: French acronym for the DRC's National REDD+ Fund
GDA = French acronym for the Programme on Sustainable management of Agriculture (DRC)
GIZ : German International Cooperation Agency
Ha : hectares
HCS: High Carbon Stock
HCV : High Conservation Value
IO: (CAFI's) Implementing Organization
Lol: Letter of Intent
NFMS: National Forest Monitoring System
NIF: National Investment Framework
MEDD : Ministry of Environment and Sustainable Development (DRC)
M&E: Monitoring and Evaluation
(I)NGO: (International) Non-Governmental Organizations
PGDF = French Acronym for the Programme on Sustainable management of Forests (DRC)
PIREDD: French acronym for province-wide multisectoral ("integrated") REDD+ programmes, used in the DRC
REDD+: Reducing Emissions from Deforestation, forest degradation and the role of conservation, sustainable management of forests and enhancement of forest carbon stocks in developing countries
RoC: Republic of Congo
TI : Transparency International
ToR: Terms of Reference
UNCDF: United Nations Capital Development Fund
UNDP: United Nations Development Programme
UNFCCC: United Nations Framework Convention on Climate Change
UNFPA: United Nations Fund for Population
UNOPS : United Nations Office for Project Services
WB: World Bank
WRI: World Resources Institute

Table of Contents

LIST OF MAIN ACRONYMS	2
TABLE OF CONTENTS	3
EXECUTIVE SUMMARY	7
2021 – RECORD CAPITALIZATION OF THE FUND, NEW POLICY COMMITMENTS AND RESULTS ON THE GROUND THAT ARE BUILT TO LAST	7
1. CAFI'S PURPOSE	9
2. FUND OVERVIEW	11
2.1 2021 : A RECORD YEAR FOR FUND MOBILISATION	11
2.2 THE CAFI PORTFOLIO	13
<i>Overview</i>	13
2.3 INVESTMENTS PER COUNTRY	23
2.4 FUNDING AND DELIVERY PER AGENCY	24
Funding	24
Overview of delivery	26
2.5 INVESTMENTS PER OUTCOME	30
3. RESULTS	33
3.1. THE CAFI INITIATIVE : CATALYSING POLITICAL MOBILISATION	33
3.2 THE CAFI FUND: CONTRIBUTING TO CLIMATE CHANGE MITIGATION AND POVERTY REDUCTION	34
A. <i>Contribution to the CO2 impact</i>	34
B. <i>Contribution to the development impact</i>	36
Number of beneficiaries with improved livelihoods	36
Beneficiaries per outcome	37
Improved revenues	37
C. <i>Results per outcome of the CAFI Theory of Change</i>	38
C.1 Sustainable agricultural practices lead to less land conversion and increased food security	38
DRC results	40
Gabon	41
C.2 Sustainable alternatives to current wood energy practices are adopted	42
Support overview	42
DRC results	42
Republic of Congo : 2 Energy programmes approved in 2021	44
C.3 Forestry sector and protected areas institutions and stakeholders have the capacity and the legal framework to promote, monitor and enforce the sustainable management of forests	44
Background	44
Support overview	46
DRC Results	46
Gabon	47
Republic of Congo	48
C.4a Land use planning decisions ensure a balanced representation of sectoral interests and keep forests standing	49
Support overview	49
DRC Results	49
Gabon results	50

C.5 Tenure	51
Support overview	51
DRC results	51
C.6 Demography	52
Support overview	52
DRC results	52
C.7 Governance	53
Support overview	54
DRC results	54
4. CAFI GOVERNANCE	57
4.1 TWO VIRTUAL EXECUTIVE BOARD MEETINGS, 31 DECISIONS	57
4.2 IMPROVING RULES AND PROCESSES	62
4.3 GENDER ASSESSMENT OF THE CAFI PORTFOLIO	63
<i>CAFI's 2021 gender objectives</i>	63
Six top scoring, gender responsive programs	65
Gender sensitive programs	66
General observations	69
Ways forward	69
4.5 SAFEGUARDS	70
5 SHAPING THE GLOBAL NARRATIVE: GLOBAL EVENTS AND COMMUNICATIONS	71
5.1 A NEW WEB SITE	71
5.2 MEDIA ENGAGEMENT	71
6. COUNTRY DETAILS	73
6.1 DRC	73
6.1.1. <i>Overview of the DRC portfolio</i>	73
6.1.3. <i>Performance of the Governance structures of the FONAREDD</i>	82
6.1.4 <i>Results against the milestones of the 1st letter of Intent</i>	83
Agriculture	83
Energy	86
Forest sector	87
Mining	91
Land use planning	92
Tenure	94
Demography	96
6.1.4 <i>Risks in the DRC</i>	100
6.2 GABON	101
<i>Background</i>	101
<i>Main results</i>	102
CAFI 1 : First programme under the 2017 letter of Intent	102
CAFI 2: Additional programs under the 2017 Letter of Intent	102
CAFI 3 – Results - based payments and programmes under the 2019 Addendum to the Letter of Intent	105
<i>Milestones and partnership monitoring</i>	105
6.3 REPUBLIC OF CONGO	106
<i>Background</i>	106
<i>Progress and results</i>	106

<i>Risks and Challenges</i>	107
6.4 EQUATORIAL GUINEA.....	107
<i>Background</i>	107
<i>Policy dialogue</i>	108
Production and collection of data on the forestry and timber industry	108
MAPPING OF FOREST/TIMBER ACTORS AND POTENTIAL EVOLUTION TOWARDS SUSTAINABILITY.....	109
LAND USE PLANNING.....	110
EXPLORE OPTIONS FOR INTEGRATED LOCAL PROGRAMS.....	110
<i>Support to access to finance</i>	111
<i>Main challenges and risks</i>	111
6.5 CAMEROON.....	112
<i>Context</i>	112
<i>Preparatory grant</i>	112
<i>Policy dialogue</i>	112
<i>Risks and Challenges</i>	113
6.6 CENTRAL AFRICAN REPUBLIC.....	114
<i>Context</i>	114
<i>Two preparatory grants</i>	114
A first grant to help CAR define its vision for green recovery	114
A second (2020) prep grant to support the policy dialogue and conduct pre-feasibility studies for pilot projects of the National Investment Framework	115
3.7 REGIONAL STUDY	117
7. RISKS, CHALLENGES & LESSONS LEARNED	119
8. LOOKING AHEAD	119
ANNEXES	121
ANNEX 1 CONSOLIDATED ANNUAL FINANCIAL REPORT	121
OF THE ADMINISTRATIVE AGENT.....	121
ANNEX II : GENDER ASSESSMENT.....	135
<i>Methodology to assess gender responsiveness</i>	135
ANNEX III : ASSESSMENT OF SAFEGUARDS TOOLS.....	156
ANNEX IV: REPORTING AGAINST THE M&E FRAMEWORK	162
<i>Impact 2: Poverty and sustainable development</i>	166
<i>Outcomes</i>	167
<i>Outcome 1 – Agriculture encroaches less on forest lands</i>	168
<i>Outcome 2 – Consumption of unsustainable wood energy decreases</i>	172
<i>Outcome 3 - Forest governance and managements are improved</i>	176
<i>Outcome 4 – Impacts of mining and petroleum activities are minimized</i>	181
<i>Outcome 5 – Land use planning takes into account forests contribution to climate change, and land tenure is improved</i>	182
<i>Outcome 6 – Demographic pressure on forests decreases</i>	186
<i>Outcome 7 – Governance of the process is effective, multi sectoral and multi actors</i>	187
ANNEX V : LAND USE PLANNING TOOLS IN THE DRC.....	190

TABLE OF FIGURES

Figure 1: CAFI Programme cycle.....	10
Figure 2: total annual deposits (in US\$) into the CAFI Trust Fund.....	11
Figure 3 : Cumulative donor deposits (in US\$) into the CAFI Trust Fund (2015-2021).....	12
Figure 4: Approved programmes.....	14
Figure 5: Running and completed programmes.....	14
Figure 6: CAFI portfolio with programme objectives, as of 31 December 2021.....	21
Figure 7: Net transferred amount per country as of December 31, 2021 (US \$).....	23
Figure 8: Net funded amount per country and per agency.....	25
Figure 9: Amounts of net funded amount per agency (in US\$), cumulative (2015-2021). Light blue indicates 2021 alone..	26
Figure 10: cumulative delivery rate per implementing organization.....	27
Figure 11 : Number of days between fund transfer and effective programme launch as of 31 December 2021. Color codes indicate implementing organizations listed in alphabetical order : AFD (far left), Enabel, FAO, GIZ, JICA, UNCDF, UNDP, UNOPS, UNFPA, UN-HABITAT and World Bank (far right).	28
Figure 12: comparing financial delivery with time maturity.....	29
Figure 13: annual delivery rate per year (disbursement over transfer) of implementation for DRC programmes.....	30
Figure 14: 2017 -2020 : Evolution of CAFI’s investments (in US \$) per CAFI outcome.....	31
Figure 15: annual deforestation by DRC province (in hectares).....	35
Figure 16: Top row : observations of small-scale agriculture associated with deforestation (left) and degradation (right) between 2015 and 2020. Bottom row : observations of industrial agriculture associated with deforestation (right) and degradation (left). Data extracted from CAFI validation data (arcgis.com).....	39
Figure 17: occurrence of observations of small-scale agriculture by forest fragmentation type. Data extracted from CAFI validation data (arcgis.com).....	40
Figure 18: Hectares supported in agriculture by CAFI-funded programmes.....	41
Figure 19: Top row : observations of artisanal forestry associated with deforestation (left) and degradation (right) between 2015 and 2020. Bottom row : observations of industrial forestry associated with deforestation (right) and degradation (left). Source : CAFI validation data (arcgis.com).....	45
Figure 20: observations of artisanal and industrial forestry by forest type. Shades of blue correspond to different countries. Source : CAFI validation data (arcgis.com).....	45
Figure 21: Progress figures on community forestry.....	47
Figure 22: mission to install permanent placets for the Naturalresources Inventory in the Nyanga province, Gabon.....	48
Figure 23: DRC terroirs with validated simple land-use plans.....	50
Figure 24: results in access to family planning services.....	53
Figure 25: Status of follow-up for the 2021 Executive Board decisions.....	57
Figure 26: evolution of gender markers over time in active CAFI programmes (%).....	65
Figure 27: Existence of safeguards tools across CAFI-funded programmes.....	70
Figure 28: Tweet impressions for @CAFISecretariat on Twitter.....	71

Executive Summary

2021 – Record capitalization of the Fund, new policy commitments and results on the ground that are built to last

In spite of continuous human and programmatic challenges caused by the COVID-19 pandemic, CAFI increased its efforts in 2021 along its double objective to promote sustainable development and the preservation of forests in the Central African region, through its **unique combination of high-level policy dialogue and direct investments on the ground.**

Fund mobilization was particularly strong, with new contributors (Belgium) and a new record for deposits in the Trust Fund, from Germany, Norway, Netherlands, South Korea and France totaling 182 million dollars in 2021 only, practically doubling those received in 2020. CAFI is the biggest climate Fund hosted by the United Nations Multi Partner Trust Fund.

At the policy level, the landmark agreement signed in 2021 with the DRC sets the path to undertake actions that could change land use practices that date back millennia. Through this new 10-years letter of Intent, the DRC committed to first cap forest cover loss at its 2014-2018 average and ensure that deforestation continues to decline. The partnership will also promote the regeneration of 8 million hectares of degraded land and forests, and place 30% of national areas under a protection status, including areas where local communities undertake efforts to manage forests sustainably.

Earlier in 2021, the first 17 million result-based payment to Gabon under the 150-million dollars agreement for verified emission reductions achieved in 2016 and 2017, was another a historical achievement of the year. Gabon became the first country in Africa to have nation-wide emission reductions from forests and land use and be compensated for it.

On the ground, some of the most salient results of CAFI-funded programmes include:

- **3,786,915 hectares of rural lands in the DRC (approximately a quarter of the size of Italy) are now under a validated land use plan** in the DRC at the local level, elaborated in a participatory manner **by over 1200 local development committees.** This major structuration of how land will be used is the foundation for a more sustainable use of land and natural resources. In Gabon, the National Land use planning commission started its arbitration to resolve some land allocation conflicts.
- Close to **27,500 households (or close to 220,000 people** including children) , in nine of the DRC provinces with deforestation hotspots, benefit directly from support on a more productive and sustainable agriculture that spares forest land. These households have established over **20,000 hectares of agroforestry, perennial crops and subsistence agriculture as pilot activities**, which represents to date 8% of initial targets. Available estimates in the most mature programmes estimate that **revenues from subsistence agriculture have doubled thanks to better yielding – crops.**
- In the energy sector, 4,000 ha of fast-growing trees for wood energy are now established, 17,000 hectares set aside for natural regeneration. Access to funding for clean cooking entrepreneurs has expanded, with 1,2 million

Best of 2021

1. DRC Letter of Intent signed
2. Gabon receives first results-based payments in Africa for CO2 emission reductions
3. Increased donor resources for the region ♦ Record capitalization of the CAFI Trust Fund
4. Reduced deforestation and degradation evidenced by the regional drivers study (and others)
5. Increased number of programs with lasting results on the ground

dollars US\$ awarded to 12 entrepreneurs to produce and market 99,000 improved cooking solutions, largely contributing to the 34,601 improved cookstoves and LPG solutions already sold. In addition to directly providing cleaner cooking solutions, the program also contributes to the creation and reinforcement of Congolese businesses. Most importantly, **household energy spending on fuelwood dropped by 13% to 19% in targeted areas**, demonstrating the potential of CAFI's support.

- Establishing permanent plots and monitoring forests around village lands has started in Gabon, and an estimated 380,000 hectares of community forests are either established or identified for support in the DRC.
- The DRC land tenure reform was validated for adoption by the Council of Ministers, and takes into account the consultations of Indigenous peoples.
- 2.5 million of couple year protection has been distributed in DRC by trained health workers and students, contributing to the national objective of increasing access to modern contraception by 1.5 percentage point annually.
- The portfolio in the Republic of Congo expanded with new programmes approved to supply sustainable fuel-wood and improved cookstoves, monitor forests and support the Prime Minister's coordination of the implementation of CAFI-funded programmes.

The impact on forests of this support is neither measured yet - nor will it be always directly measurable or attributable. CAFI's efforts, however, contribute to a stabilization of deforestation and degradation areas observed at the regional level, according to preliminary data generated by our regional trends and drivers study.

The expansion of CAFI's portfolio and countries coverage is not devoid of risks and challenges – be they fiduciary, programmatic, political or reputational. That is why joint efforts of Partner countries, the Executive Board, its Secretariat, implementing organizations and beneficiaries on the ground must continue to protect a forest that is possibly the **last significant land-based tropical carbon sink in the world** and the people who depend upon it.

1. CAFI's Purpose

Second largest in the world, the forest of the Central African region covers an area the size of Western Europe. Each year, it absorbs 1.5 billion tons of CO₂eq from the atmosphere, or 4% of the world's emissions. According to research published in 2021¹, the degradation of tropical forests in Amazonia and Southeast Asia may soon make them net emitters of carbon, **leaving the Congo Basin forest as possibly the last significant land-based tropical carbon sink in the world**. In addition to being indispensable to mitigate the climate crisis, this forest harbors 10,000 different species of plants, trees, and animals, which makes it essential to halt and reverse the massive loss of biodiversity in line with the 2021 Kunming Declaration adopted at COP15 of the Convention on Biological Diversity. Last but not least, the Central African forest is the source of food, energy, shelter and spirituality for over 40 million people living in and around it, in countries with some of the lowest Human Development indices, conflict areas and the highest number of people in urgent need of food security assistance worldwide². While trends in deforestation and forest degradation and their drivers vary widely with national contexts and that region-wide, forest loss seems to be stabilizing, CFI-funded latest data for 2015-2020 shows the region continues to lose over half a million hectares of forest each year.

Slowing down the loss of forests can only be attained through transformational reforms and scaled up, ambitious investments on the ground. To support these objectives in its 6 partner countries, the Central African Forest Initiative (CAFI) is both a multi-donor Trust Fund that provides direct investments on the ground and a political negotiation platform that aims to drive high-level policy dialogue.

This means that in parallel - and in complement - to funding 35 enabling, reform and rural development programs, studies and preparatory grants as well as the CFI Secretariat, CFI negotiates and encourages high-level commitments that place forests at the center of countries' development policies. The most recent examples include the DRC commitment, endorsed by DRC President Tshisekedi at COP-26 in Glasgow in November 2021, to stabilize forest cover loss at its 2016-2018 levels³ and restore 30 million hectares of land ; and Gabon's commitments to avoid or cap the conversion of forest with high carbon stocks and high conservation value.

As a collaborative partnership, CFI gathers:

- Central African partner countries: Cameroon, Central African Republic, Republic of Congo, the Democratic Republic of the Congo, Equatorial Guinea and Gabon
- A coalition of donors: Belgium (who joined as a contributor in 2021), the European Union, France, Germany, the Netherlands, Norway, South Korea and the United Kingdom
- Brazil as South-South partner

The CFI Trust Fund is managed by the Multi-Partner Trust Fund Office of the UN.

At country level, CFI enters phased dialogues that ensure the mainstreaming of climate and forestry objectives into sectoral and development plans. This catalyzes a long-term process necessary for the changes required but develops relatively quickly as the programming process is already ongoing through the CFI portfolio and opportunities for co-funding have been identified.

1. Partner countries develop their **national investment frameworks** addressing all drivers of deforestation and forest degradation according to their priorities

¹ <https://public.wmo.int/en/media/news/role-of-amazon-carbon-sink-declines-nature-study>

² <http://www.fao.org/news/story/en/item/1392394/icode/>

³ Based on the estimates generated by the CFI-funded Programme to support the National Forest Monitoring System

2. Following a review of the national investment framework and discussions with the partner country, the CAFI Executive Board (EB) agrees to support certain policy reforms and large-scale programs
3. Through a **Letter of Intent** (e.g. with [the DRC in 2016 and in 2021](#), [Gabon](#) and the [Republic of Congo](#)) signed between the CAFI EB and by Ministers with coordination mandates (e.g. Minister of Finance) or Heads of state or government, agree on time-bound targets in policy reform and programmatic performance and the corresponding financial support by CAFI if jointly defined milestones are met.
4. CAFI and partner countries agree on a programming framework and then partner countries develop and implement **programs** (sectoral and landscape/jurisdictional) to achieve the milestones in the Letter of Intent and jointly monitor progress with the EB.

Throughout the process, CAFI offers a framework that allows for a combination of field investments and high-level policy dialogue. Multi-donor coordination strengthens the convening power of the Initiative.

CAFI is an opportunity to drive systemic change through whole-of-government approach and donor coordination. Through CAFI, donor countries pool their financial resources, coordinate their policy dialogue and align their bilateral funding and thus multiply the impact of their individual contributions.

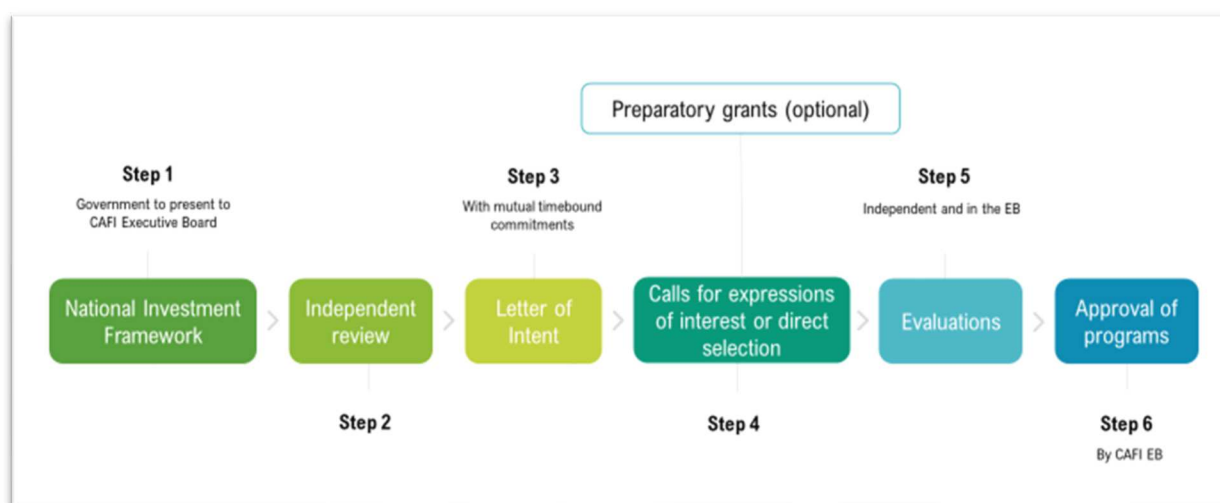


Figure 1: CAFI Programme cycle

2. Fund Overview

2.1 2021 : A record year for fund mobilisation

2021 was a record year for fund mobilization and contributions, with the largest annual deposit observed since the establishment of the CAFI Fund. Deposits totaled over US \$ 182 million in 2021 alone (see Figure 2 and Annex I – Financial report) and over 501 million cumulatively since 2015.

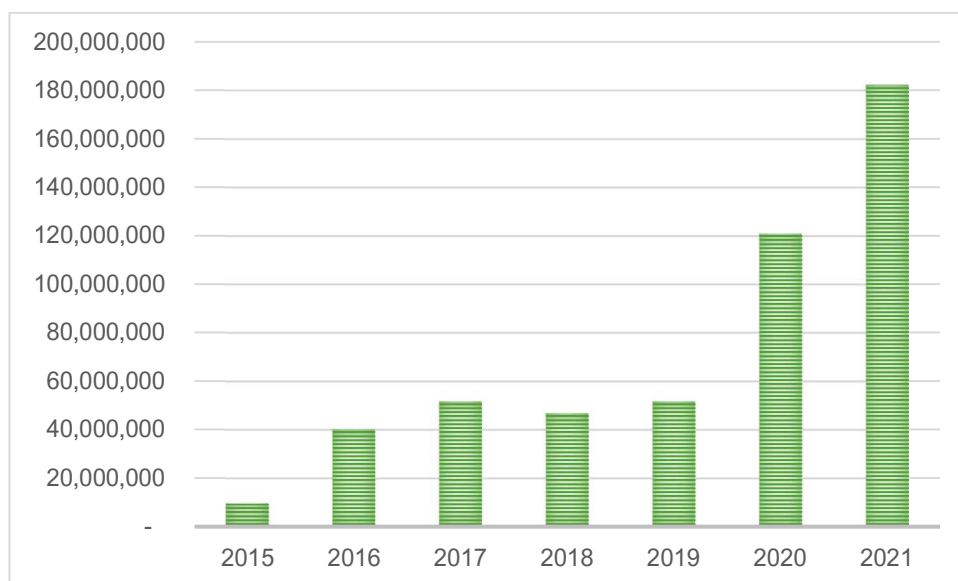


Figure 2: total annual deposits (in US\$) into the CAFI Trust Fund

In 2021, deposits per donor occurred as below:

- Belgium signed a new funding agreement and deposited US\$ 3,359,748
- The Netherlands deposited US\$ 9 million, totaling US\$ 14 million cumulatively
- Germany deposited its third installment (US\$ 92,557,66 US\$), totaling deposits of over US\$ 160 million cumulatively
- France's deposited a fourth installment (US\$ 3,558,510, totaling over US\$ 13.4 million
- The Republic of Korea deposited a second installment (US \$ 443,133), totaling US\$ 852,000
- Norway's deposited US \$ 73,395,756 and remains CAFI's top donor , with over US\$ 305 million deposited since the creation of the CAFI Fund.

While Norway remains the top contributor with 61% of these deposits, this share is down from 72% in 2020, in part thanks to Germany's deposits (towards a total percentage of 32%).

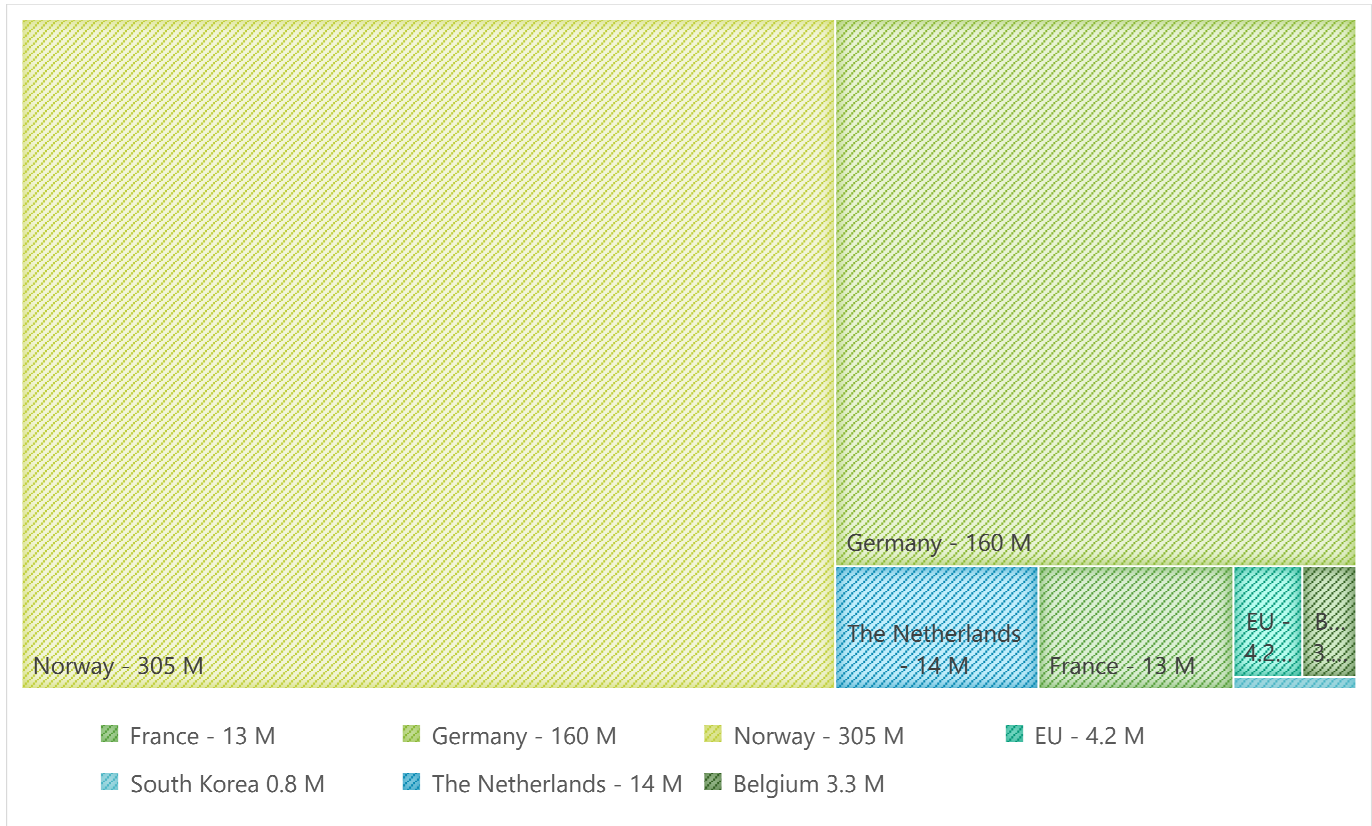


Figure 3 : Cumulative donor deposits (in US\$) into the CAFI Trust Fund (2015-2021)

Norway and Germany continued their contribution of two Junior Professional Officers to the CAFI Secretariat, based in Geneva, enhancing the capacity of the CAFI Secretariat on monitoring and evaluation, gender and the partnerships with Cameroon, Gabon and the Democratic Republic of Congo in particular. France contributed a UN volunteer, based in Brazzaville, to support the partnership with the Republic of Congo.

2.2 The CFI portfolio

Overview

As of 31 December 2021, CFI has approved funding towards 36 programmes that amount to a total of 358 million dollars. 204 million dollars have been transferred to implementing organizations.

These programmes can be categorized as:

- 1) **20 large-scale programmes** to implement National Investment Frameworks, of which 17 are in the DRC and 3 in Gabon. They comprise:
 - **Rural investment programmes:** 7 rural investment programmes in the DRC⁴, covering 9 provinces that together contained just over 68 million hectares of forests in 2014⁵, or exactly half of the DRC total forest cover of 136 million hectares
 - **National reforms and policies**
 - 7 programmes in DRC the forestry, agriculture (2 programs), land-use planning, land tenure, energy and reproductive health sectors
 - 3 programmes in Gabon to support the forestry, agriculture, land-use planning and tenure sectors
 - **Forest monitoring programme**
 - **Enabling and governance programmes**
 - 3 programmes in the DRC covering support to civil society, support to Indigenous peoples and the Secretariat of the DRC's National REDD+ Fund (FONAREDD)
- 2) **6 small preparatory grants:**
 - 4 to develop a National Investment Framework in Cameroon, Equatorial Guinea, the Republic of Congo (all closed) and the Central African Republic
 - 1 to support a GCF proposal in Rep Congo (closed)
 - 1 to foster policy dialogue and develop programs in CAR (ongoing)
- 3) **A regional study** covering all 6 countries
- 4) Capitalization of the CPIC Conservation Initiative Fund
- 5) The direct costs of the **CAFI Secretariat**⁶

⁴ With the provinces of Mai Ndombe, ex-Orientale (Tshopo, Ituri, Bas Uele), Sud Ubangui, Kwilu, Equateur, Mongala, and Maniema, approved in December 2020.

⁵ Figure extracted from Annex 1 of the 2020 Annual report of the DRC National Forest Monitoring Programme, available here : <https://www.cafi.org/countries/democratic-republic-congo/national-forest-monitoring-system>. The same document estimates that forests covered 136 million hectares over the same period.

⁶ For which a 2020 Annual report is available here: <https://www.cafi.org/who-we-are/cafi-secretariat>

	Forest monitoring	Sectoral programme	Rural dev.	Feas. Studies	Prep. grants	Coordination & governance	Finance	Total
DRC	1	7	7	2		3		20
RoC	1		2		2	1		6
Gabon	1	2						3
Cameroon					1			1
CAR				1	1			2
Eq. Guinea					1			1
Regional	1					1 (Sec CAFI)	1	3
Total	4	10	9	2	6	5	1	36

Figure 4: Approved programmes

Figure 5 below displays programmes that are currently running and those (in parenthesis) that are closed. This table therefore excludes programmes for which funds had not been transferred or that had not effectively launched (by end 2021). It is against the programmes in Figure 5 below that the achievement of programmatic results should be assessed.

	Forest monitoring	Sectoral programme	Rural dev.	Feas. Studies	Preparatory grants	Coordination & governance	Finance	Total of active programmes
DRC	(1)	5	7	-		3		15 + (1)
RoC	1				(1)	1		2 + (1)
Gabon	1	1						2
Cameroon					(1)			(1)
CAR				1	(1)			1 + (1)
Eq. Guinea					(1)			(1)
Regional	1					1 (Sec CAFI)	-	2
Total	3 + (1)	9	9	2	(4)	5	1	22 + (5)

Figure 5: Running and completed programmes

Figure 6 showcases the entire CAFI portfolio of approved programmes, their most salient objectives and targets as set in programme documents, the overall approved budget for each programme and the amount transferred.

Net transferred amount to each of these programmes is reported in the financial report (Annex I). Details for DRC's FONAREDD disbursement to programmes is found the FONAREDD 2020 financial report (available here : <http://mptf.undp.org/factsheet/fund/3CD00>)

In the case of the DRC, the CAFI Fund transfers to the National REDD+ Fund (FONAREDD), who then, based on decisions of its Steering Committee, transfers to implementing organizations. This transfer to the FONAREDD represents, cumulatively, 171.2 M. This additional step is not reflected in the table below, that displays in its last column the amounts effectively received by the implementing organizations

Programme ⁷	Objectives ⁸	Approved Budget ⁹	Impl. org	Approval date ¹⁰ & duration	Transferred ¹¹	Spent ¹²
DEMOCRATIC REPUBLIC OF CONGO						
Support to civil society	National civil society platform fully functional (national coordination, governance and oversight bodies) Organization expanded and new partnerships sought Active provincial and territorial coordination, especially for REDD+ intervention areas Training programmes implemented	3	UNDP	Approved in October 2016 Duration : 47 months	3	2.3
Land use planning reform	Land use planning policy developed Regulatory and legal framework strengthened to coordinate sectoral and territorial policies to resolve land conflicts and promote a balanced land use development Strengthen capacity for dialogue and negotiations of stakeholders, primarily MATUH, CONARAT and their regional units as well as territorial entities Ensure that social and environmental safeguards are taken into account in land use planning	8	UNDP	Approved in February 2017 * Duration : 48 months	5.77	3.7
Integrated program -Tshopo, Ituri and Bas Uele (ex-Orientale)	Income of target populations increased by 10% A reduction of app. 10.8 million tCO2eq, or app. 10% of emissions in the target areas, with focus on hotspots along roads and large urban area Strengthened local governance of land use planning and natural resources management Increases in the yields of staple crops (9000 ha), cash crops, sustainable subsistence agriculture (160,000ha) and agroforestry (6000 ha) Reduced consumption of fuel energy (fuelwood plantations, natural regeneration (45,000 ha) and 5000 cookstoves 150,000 ha of community forestry established	33	UNDP	Approved in February 2017 * Duration 60 months	20	15

⁷ Listed in order of their approval in a given country

⁸ Numbered targets are provided as examples, and not exhaustive as not always defined at onset of programmes

⁹ Million US\$, exact amounts are found in Annex I

¹⁰ Approval by FONAREDD Steering Committee marked with * , approval by CAFI Executive Board marked with **

¹¹ M US\$. In the DRC, these figures include the amount transferred by the FONAREDD to programmes, whether or not they have been transferred. Amounts transferred from the FONAREDD to programmes are available here:

<http://mptf.undp.org/factsheet/fund/3CD00>

¹² In M US\$ unless specified otherwise. As of 31 December 2021.

Integrated program - Mai Ndombé	Deforestation and forest degradation stabilized in the former Mai-Ndombé District, through a holistic vision centered on land use planning and strengthening local governance resulting in an estimated decrease in emissions of 27.7 million tCo2eq Living conditions and incomes of close to 150 000 people (incl. 75,000 women) improved by 20%, especially those of farmers, while ensuring the sustainable management of resources and land Sustainable rural development promoted by increasing agricultural productivity through improved practices, developing perennial crops (1650ha), agroforestry (5000 ha), subsistence agriculture (11,650ha) 180,000 households trained on family planning	30	WB	Approved in October 2016 * Duration : 60 months	20 ¹³	19.2
Integrated program - Sud Ubangui province	Management capacity strengthened Support agricultural development that respects management plans and promote sustainable and perennial crops (cocoa and coffee) 22 sustainable development plans and 100 simple management plans Strengthen technical capacities of decentralized authorities	7	WB	Approved in February 2017 * Duration : 48 months	4	2.6
Integrated program – Kwilu province	Carbon sequestration and avoided deforestation (223,000 tons of CO2) through promoting agroforestry (5000 ha) Improved livelihoods (improved median revenue of supported farmers by 10%)	4 ¹⁴	JICA	Approved in 2018 * Duration: 57 months	3.2	1.7
Integrated program – Equateur province	Support sedentary agriculture in savannahs and fallow lands, using PES and improved crops 3000 ha of wood energy plantation and 7000 ha under natural regeneration 10,000 households adopt improved cookstoves 480,000 ha of community forestry supported Increase contraceptive prevalence in 10% of targeted communities	10	FAO	Approved in June 2019 * Duration: 48 months	6	5.6
Integrated programme - Mongala province	A two-phase programme based on a territorial approach and capacity strengthening, to support sustainable agroforestry systems (banana, fruit trees), non-timber forest products (caterpillar trees) and a territorial development planning Up to 250 hectares of fuelwood plantations through community forestry	12	ENABEL	Approved in 2019* Duration: 54 months	9 ¹⁵	3.8
National Forest Monitoring System (NFMS)	Monitoring of the changes in forest cover Proactive monitoring of major deforestation events Meet UNFCCC criteria to allow access to results-based payments related to reduction in deforestation (including submission of FREL)	10	FAO	Approved in October 2016*	10	9.99

¹³ 16 M US\$ were approved for transfer to the FONAREDD in December 2020 but pending a number of conditions whose fulfilling need confirmation ([See EB decision EB.2020.18](#)), so these 16M are not counted in the transferred amount reported here

¹⁴ This programme benefits from another 3.4 M in co-financing from JICA

¹⁵ Including 5 M US\$ approved for transfer to the FONAREDD in December 2020 as per [decision EB.2020.18](#)

				Duration : 48 months (Closed)		
Land tenure reform	Strengthen CONAREF to prepare and implement tenure reform Support communities to elaborate methodological guidance to strengthen cadasters, and capitalize on lessons learned in pilots (conflict resolution and harmonization of secure tenure) to feed into the tenure policy document Tenure policy document and associated legal text elaborated in a participative manner	7	UN-Habitat	Approved in February 2017* Duration : 36 months	7 ¹⁶	7
Support to Indigenous Peoples	Develop national capacity to identify models of sustainable natural resource management by Indigenous peoples Experiment these models to disseminate them more widely	2	WB	Approved in October 2016* Duration: 60 months	1	US \$ 5703
Sustainable agriculture policy	Develop and implement an agricultural policy that takes into account forests including the promotion of savanna-based agriculture	2.3	FAO	Approved in 2019*; duration 36 months	2.3	1.5
Sustainable wood energy	Provide alternatives to unsustainable wood energy by developing markets for LPG and improved cookstoves. Access to 87,000 clean energy solutions	15	UNDP and UNCDF	Approved in November 2018 * Duration : 48 months	9	4.9
Agriculture in savannah and degraded forests	Small and medium agricultural enterprises sustainably manage savannahs and degraded forests - Kwilu and Tshopo provinces, with the establishment of 7000 hectares of agroforestry	15	AFD	Approved in June 2019* ; duration : 60 months	8	0
Scaling up Family planning	Reduce the effects of unplanned demographic growth on forests 8 Million Couple Year Protection ¹⁷ 193 health centres supported	33	UNOPS and UNFPA	Approved in	30	15

¹⁶ Including 2 M US\$ approved for transfer to the FONAREDD in December 2020 as per [decision EB.2020.18](#)

¹⁷ A Couple year Protection (CYP) is the estimated protection provided by contraceptive methods during a one-year period, based upon the volume of all contraceptives sold or distributed free of charge to clients during that period. The CYP is calculated by multiplying the quantity of each method distributed to clients by a conversion factor, to yield an estimate of the duration of contraceptive protection provided per unit of that method. More at <https://www.usaid.gov/global-health/health-areas/family-planning/couple-years-protection-cyp>

				December 2018* Duration: 39 months		
Sustainable Management of Forest	A strategy is elaborated to strengthen the governance of the sector Transparent and participatory elaboration of a Forest policy Developing the forest/timber artisanal sector with legal practices Communities and territorial entities manage forests sustainably Large forest concessions are managed according to Congolese law Strengthen the capacity of local forest and decentralized administration	12 ¹⁸	AFD	Approved in December 2019* Duration: 48 months	6	5,250 US\$
Integrated programme – Maniema province	A 15% income increase in targeted rural populations 20,000 ha of sustainable agricultural practices, including agro-forestry and conservation agriculture 7.000 + 13.000 ha APAC 250,000 ha of community concessions 5,000 ha reforested 50,000 hectares of forest reserves managed sustainably	30	GIZ	Approved in August 2020* Duration : 60 months	10 ¹⁹	2
Feasibility study on innovative agriculture		0.5	One Acre Fund	Approved in 2021	0	0
Feasibility study on innovative agriculture		0.43	Farm Africa	Approved in 2021	0	0
DRC National REDD+ Fund Secretariat	Coordination, technical assistance, transparency and policy dialogue	15.9	UNDP	Approved in 2016 * Duration : Ongoing	6.6	4.8
Sub-total DRC		249.9			162.1	113.2
GABON						
Land use planning and forest monitoring	Develop, adopt and implement a National Land Use Plan (PNAT) and a National Observation System for Natural Resources and Forests (SNORF) that will contribute to the reduction of GHG emissions from LULUCF in Gabon	18.4	AFD	Approved in 2018 Duration: 60 months	9.4 M	4.4

¹⁸ Benefits from another 4 M USD in co-financing from AFD

¹⁹ Including 10 M US\$ approved for transfer to the FONAREDD in December 2020 as per [decision EB.2020.18](#)

Expansion of protected areas and optimization of agriculture	400,000 new ha of forests are placed under protected area status and logging concessions reclassified A transboundary park is planned along contested borders The capacity of the Ministry of Agriculture is strengthened: agricultural legal unit, lab for <geographic information systems, to engage in land use optimization and ensure intensified food crop production for increased food security	5	UNDP	Approved in 2020 Duration: 36 months	5	0.54
Forest certification	An expected 30 million tons of CO2 emissions reduced per year by 2025 with a target to ensure that 100% of logging concessions are FSC certified. Elite law enforcement team of 30 officers equipped and trained	7	Transferred from AFD to TNC in 2021	Approved in 2020, reallocated in 2021** Duration: 48 months	0	0
Payments for results	Programmes to be developed	(17) ²⁰	Not selected	--	0	0
Sub-total Gabon		30.4			14.4	5
REPUBLIC OF CONGO						
Preparatory grant for National investment Framework (closed)		0.7	WB	Closed (2016-2020)	0.7	0.7
Grant to prepare GCF proposal (closed)		0.3	FAO	Closed (2019-2020)	0.3	0.3
Coordination in support to the Prime Minister Office	Support a leadership, coordination and monitoring at high level, intersectoral and inclusive, that increase mobilisation and alignment of interventions and funding (private and public, domestic and international) on the objectives of the letter of Intent, ie . <ul style="list-style-type: none"> Coordination and monitoring of the objectives and milestones of the Lol, including the respect of its commitments in national policies, climate commitments and planning processes 	1.45	UNDP	Approved in 2021, Funds transferred in November 2021	1.45	0

²⁰ Since these are results-based payments (RBP), these programmes are not subject to the approval of the Executive Board. However, they must be in line with the investment framework agreed to in the RBP Agreement.

	<ul style="list-style-type: none"> Mobilize and coordinate funding to implement, monitor and assess programmes and initiatives that will help achieve the milestones (inc. additional domestic funding) 					
SYNA MRV	<p>Modernize the National system for monitoring, reporting and verification so that it</p> <ul style="list-style-type: none"> Produces data that allow the monitoring of REDD+ in the DRC Revise and submit the FREL to the UNFCCC Evaluate and strengthen the capacities of the Government to report on emissions from the LULUCF sector Publish data in transparent manner on a web geo-portal 	2	FAO	Approved in 2021, funds transferred in November 2021	1.5	0
Wood energy plantations - ProRep	<ul style="list-style-type: none"> Strengthen the country's potential in sustainable wood energy for the Brazzaville consumption basin Establish 2700 fast start wood energy plantations with subsistence agriculture Benefit 500 direct beneficiaries Reduce emissions by 0.830 tons over 5 years 	7	FAO	Approved in 2021	0	0
Lituka – Improved cookstoves		1	Initiative Développement	Approved in 2021	0	0
Subtotal RoC		12.45			3.95	1
CAMEROON						
Preparatory grant for National investment Framework (closed)		0.54 ²¹	WB & AFD	Closed (2016-2020)	0.54	0.5 (by WB)
EQUATORIAL GUINEA						
Preparatory grant for National investment Framework (closed)		1.087	FAO	Closed (2017-2020)	1.087	1.087
CENTRAL AFRICAN REPUBLIC						

²¹ Originally approved as 1 million dollars but the portion of the AFD grant was, in agreement with the Executive Board, not used and refunded to the Trust Fund

Preparatory grant for National investment Framework		1	WB	Closed 2017-2020)	1	1
Preparatory grant for policy dialogue and feasibility studies		0.7	AFD	Approved in 2020**	0.7	--
Sub-total CAR		1.7			1.7	1
REGIONAL						
CPIC Conservation Initiative :	support conservation investments in the Central African region via the Nature + Accelerator Fund,	7.5	IUCN	Approved in 2021	0	0
Study to assess recent trends and drivers of deforestation and forest degradation	<ul style="list-style-type: none"> Agree on joint, Central-Africa adapted, replicable and transparent methodology with international and national partners based on cloud-based computing tools, and train stakeholders to use it Produce a land cover map for 2015 that responds to each country's definition of forests Calculate hectares of degraded and lost forests annually for 2015-2020 across the region Estimate frequency of observations of drivers associated with deforestation and degradation separately Further analyse trends , historical drivers (2000-2020) and socio-economic factors in pilot sites Develop tool to support land use planning processes 	1.2	FAO	Approved in July 2020 ** Revised duration : 24 months	1.2	0.6
Sub -total regional		8.7			1.2	0.6
Sub total – programmes		358.2				
CAFI SECRETARIAT						
CAFI Secretariat		19.1	UNDP	2015& 2021 **	19.1	10

Figure 6: CAFI portfolio with programme objectives, as of 31 December 2021

2.3 Investments per country

With 171.2 million US \$ transferred to the DRC National REDD Fund (and 162M passed on by the FONAREDD to 18 programmes), the DR Congo remains the main recipient of CAFI's investments (80.4% by 31 December 2021), followed by Gabon at 6.8% with 14.4 million.

The distribution has been relatively unchanged since 2016, although the share of investments directed to the Republic of Congo more than tripled - from 0.5% in 2020 to 1.8% in 2021 - with two new programmes funded under the programming framework for the 65 US\$ M Letter of Intent signed in 2019.

The payment of the 1st tranche of results-based payment to Gabon in 2021, while approved, does not appear since it will be reflected when funding is effectively transferred to new programmes.

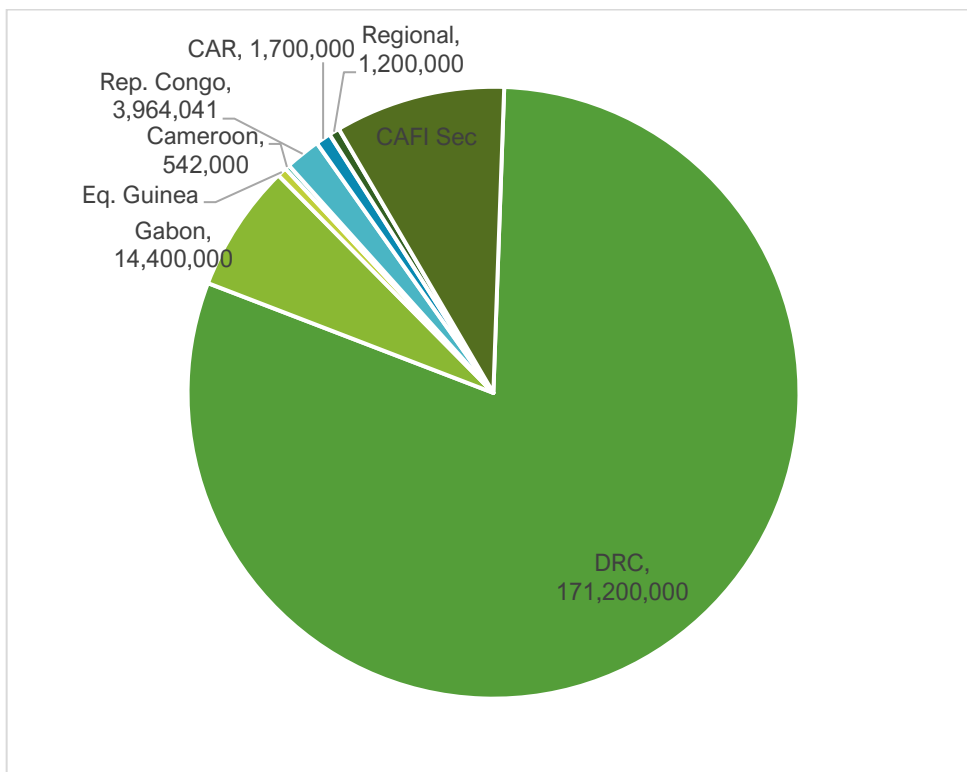


Figure 7: Net transferred amount per country as of December 31, 2021 (US \$)

2.4 Funding and delivery per agency

Funding

CAFI funds are now channeled to national or regional programmes via eleven implementing organizations, one more than in 2020. While multilateral and bilateral cooperation agencies have been acting as implementing agencies since 2015, international non-governmental organizations have, as of 2021, have access to the CAFI Fund. The Nature Conservancy, the International Union for the Conservation of Nature (IUCN), One Acre Fund and Farm Africa were granted access to the CAFI Fund in end 2021, but funds had not been transferred by end 2021.

In 2021, funds were transferred to 3 new programmes : two in the Republic of Congo and one in the Central African Republic and to 7 existing programmes in the DR Congo.

New programmes or new funding are marked with a * in Figure 8 below.

Implementing organization	Country	Amount transferred per IO cumulatively (US\$) as of 31 Dec 2021 ²²	Amount transferred in 2021 only
AFD	DRC	14,000,000	
	Gabon	9,400,000	
	CAR	700,000* ²³	700,000
	Sub-total AFD	24,100,000*	700,000
Enabel	DRC	9,000,000*	5,000,000
	Sub-total ENABEL	9,000,000*	5,000,000
FAO	DRC	18,299,916*	820,000
	RoC	1,810,150*	1,500,000
	Eq Guinea	1,087,325	
	Regional (drivers study)	1,200,000	
	subtotal FAO	22,397,391*	2,320,000
IBRD (World Bank)	DRC	25,000,000	
	Cameroon	542,000	
	CAR	1,000,000	
	RoC	698,000	
	Subtotal World Bank	27,240,000	0
JICA	DRC	3,168,041	
	subtotal JICA	3,168,041	
UNCDF	DRC	4,174,200	
	subtotal UNCDF	4,174,200	
UNDP	RoC	1,455,890.30*	1,455,890
	DRC	33,601,405*	1,755,605
	DRC- FONAREDD Secretariat	7,906,706	1,320,396
	Gabon	5,000,000	
	CAFI Secretariat	19,175,621*	8,541,230
	subtotal UNDP	67,139,622*	13,093,121
UNFPA	DRC	8,729,120	
	subtotal UNFPA	8,729,120	0
UNHABITAT	DRC	6,999,490,00	1,999,490
	subtotal UN Habitat	6,999,490	1,999,490
UNOPS	DRC	21,270,880	
	subtotal UNOPS	21,270,880	0
GIZ	DRC	10,000,000*	10,000,000
	Subtotal GIZ	10,000,000*	10,000,000

Figure 8: Net funded amount per country and per agency

²² To calculate agency performance accurately, in this table in the case of DRC the amount reflects what was transferred from the FONAREDD to the implementing organization

²³ Asterixes indicate a change from 2020



Figure 9: Amounts of net funded amount per agency (in US\$), cumulative (2015-2021). Light blue indicates 2021 alone

With the caveat that data is heavily dominated by the FONAREDD portfolio, UNDP remains the largest recipient of CAFI funding with close to a third (33%) of all funding, followed by the World Bank (13.4%), AFD (12%) and UNOPS (10.5%). This distribution remains largely unchanged from 2020.

For 2021 alone, UNDP received the most transfer in 2021 (US\$ 13 million) for programmes and the CAFI Secretariat, followed by GIZ, with the transfer of US\$ 10 million towards the PIREDD Maniema.

Overview of delivery

Delivery rates per implementing organizations, reported from Annex I of this report and completed by the financial report of the FONAREDD, are presented in Figure 10 below. It is important to note that these delivery rates are cumulative, and are therefore associated with programmes at different stages of time maturity, as explained further below.

Implementing organization	Country	Net funded amount (US\$) (transferred)	Expenditure (US\$) as of 31 December 2021	Delivery rate (%)
AFD	DRC	14,000,000	5,250	0.04
	Gabon	9,400,000	4,475,635	48
	CAR	700,000	0	0
Enabel	DRC	9,000,000	3,847,854	43
FAO	DRC	18,299,916	17,160,021	94

	RoC	1,810,150	310,150	17
	Eq Guinea	1,087,325	1,087,325	100
	Regional study (2020)	1,200,000	599,311	50
World Bank	DRC	25,000,000	22,527,263	90
	Cameroon	542,000	542,000	100
	CAR	1,000,000	1,000,000	100
	RoC	698,000	698,000	100
JICA	DRC	3,168,041	1,701,609	54
UNCDF	DRC	4,174,200	2,492,982	60
UNDP	DRC	33,601,405	23,506,144	70
	Gabon	5,000,000	537,967	11
	RoC	1,455,890	0	0
	CAFI Sec	19,175,620	10,008,044	52
	FONAREDD Sec	7,906,706	6,503,242	82
UNFPA	DRC	8,729,120	7,298,335	84
UNHABITAT	DRC	6,999,490	7,068,215	101
UNOPS	DRC	21,270,880	18,969,095	89
GIZ	DRC	10,000,000	2,102,519	21

Figure 10: cumulative delivery rate per implementing organization

Several benchmarks may be considered to flag areas of concerns - strictly based here on the financial figure in Figure 10 and not on results: .

Benchmark 1 : Time between fund transfer and effective launch (inception period). Fund transfer dates related to the date of transfer of fund to the implementing organization, and are available on the MPTF Gateway for the CAFI and FONAREDD funds ; and effective launch is measured the date at which the programmes effectively starts its operation, i.e. when its first steering committee is held.

The medians of this timelapse are 90 days for all programmes and 120 days when excluding preparatory grants.

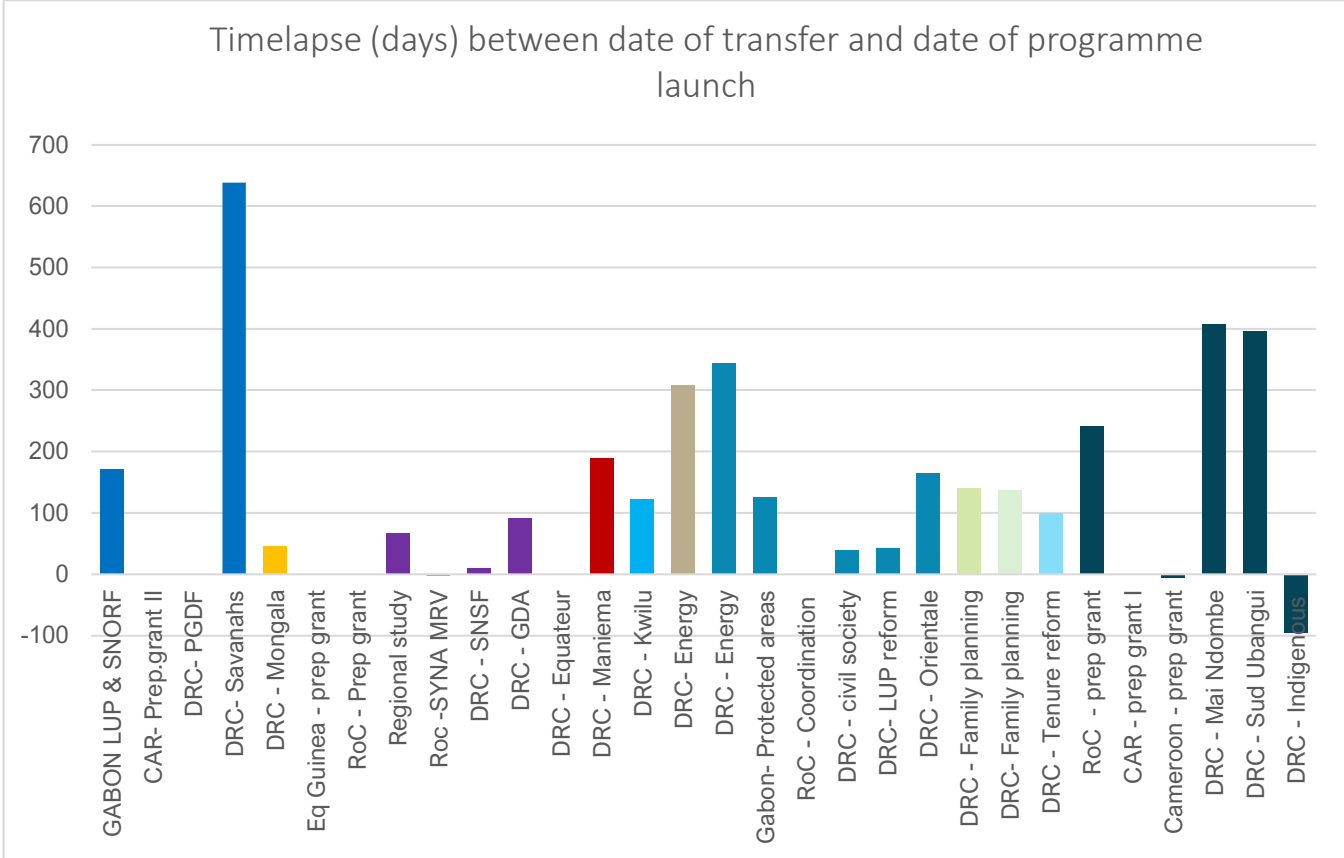


Figure 11 : Number of days between fund transfer and effective programme launch as of 31 December 2021. Color codes indicate implementing organizations listed in alphabetical order : AFD (far left), Enabel, FAO, GIZ, JICA, UNCDF, UNDP, UNOPS, UNFPA, UN-HABITAT and World Bank (far right).

Benchmark 2 : Cumulative spending compared to the time maturity of the programme since effective launch. Time maturity is the % of time consumed by the programme compared to its expected duration.

A " 50%-50%" benchmark is based on the assumption that a programme that has spent 50% of its expected time duration since effective launch should have spent close to 50% of its funds. Based on this benchmark, Figure 12 below provides a visual check of the time maturity and financial expenditure.

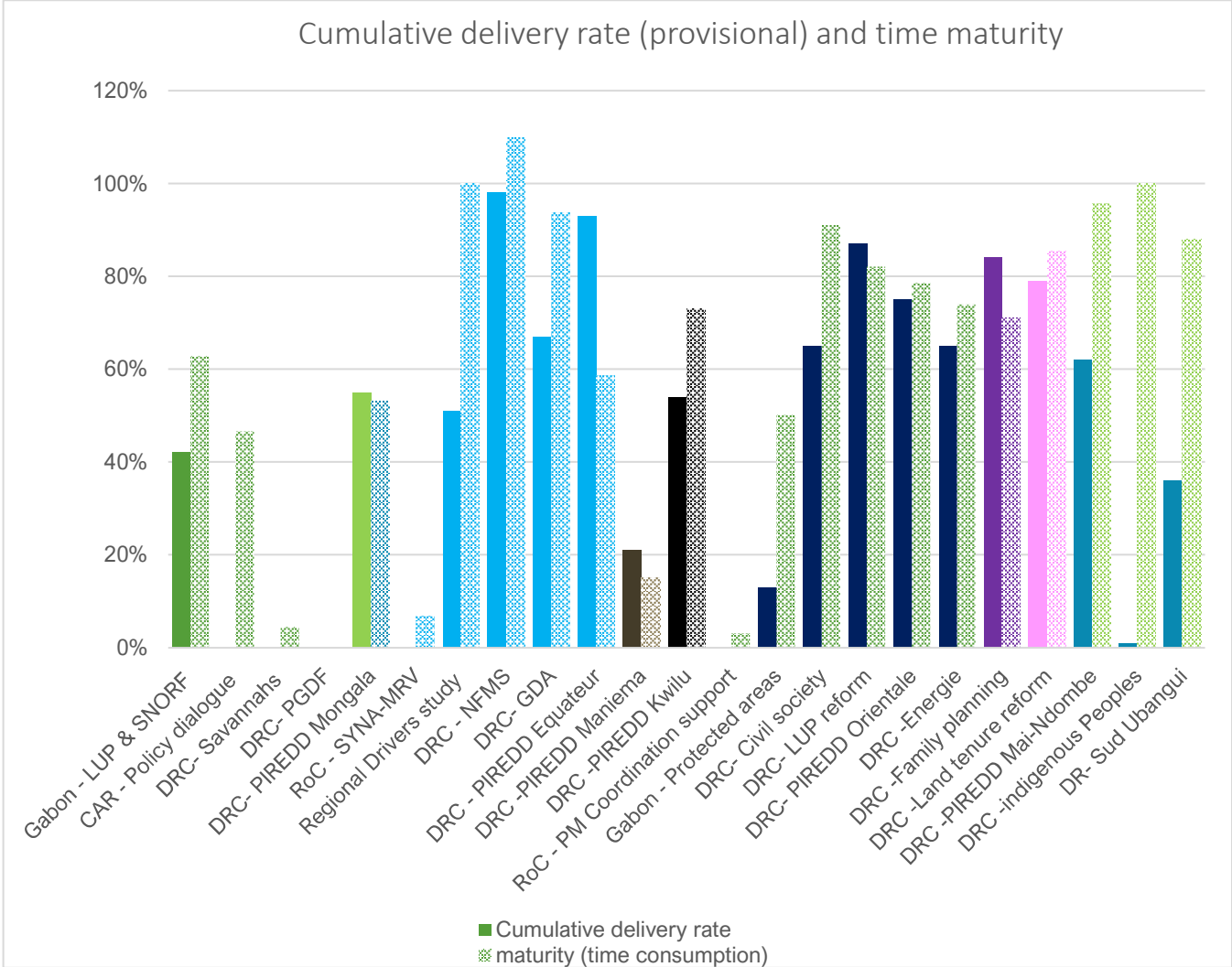


Figure 12: comparing financial delivery with time maturity

Benchmark 3 : Analysing how annual delivery rates vary as a function of the time maturity of the programme, as per the Figure 13 below, represents a third benchmark. Based on this analysis, programmes may be expected to have spent 6% in their first year, an additional 20% by the end of their 2nd year, and 25% annually in their 3rd and 4th year.

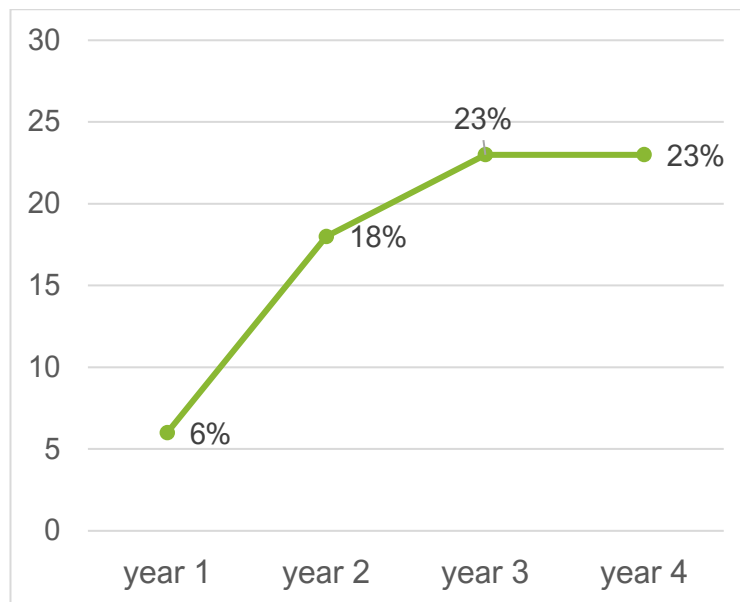


Figure 13: annual delivery rate per year (disbursement over transfer) of implementation for DRC programmes

This analysis shows that CAFI programmes in the DRC to date have disbursed , on average, 6% in year one, 24% cumulatively by year 2, 47% cumulatively by year 3, and 60% cumulatively by year 4. This benchmark curve will be recalculated annually as younger programmes enter into their 1st and 2 years of implementation, and could be refined with non-CAFI data of programmes in the region, if made available.

The benefit of this benchmarking is that it allows to detect risks earlier than at the 50% time maturity mark, i.e before the programme has reached its mid-term, and after that. Applying it to current CAFI programmes is of particular relevance for programmes in years 1 or 2 of effective implementation. As of 31 December 2021, this benchmarking does not, however, flag any of the younger programmes as problematic besides those flagged by benchmark 1.

Benchmark 4 : annual expenditure compared to planned expenditure. This benchmark would allow to identify, annually, how a programme has spent according to its annual budgeted workplan. Available figures did not allow to display this analysis with confidence for all programmes, as planned 2021 budget have not been made available at the time of writing this report. ²⁴

2.5 Investments per outcome

As of 31 December 2021, CAFI has invested in all outcomes of its Theory of Change, with the exception of mining and infrastructure. This exception continues to be attributed to the due to the slow programming in the DRC and Congo towards this outcome.

²⁴

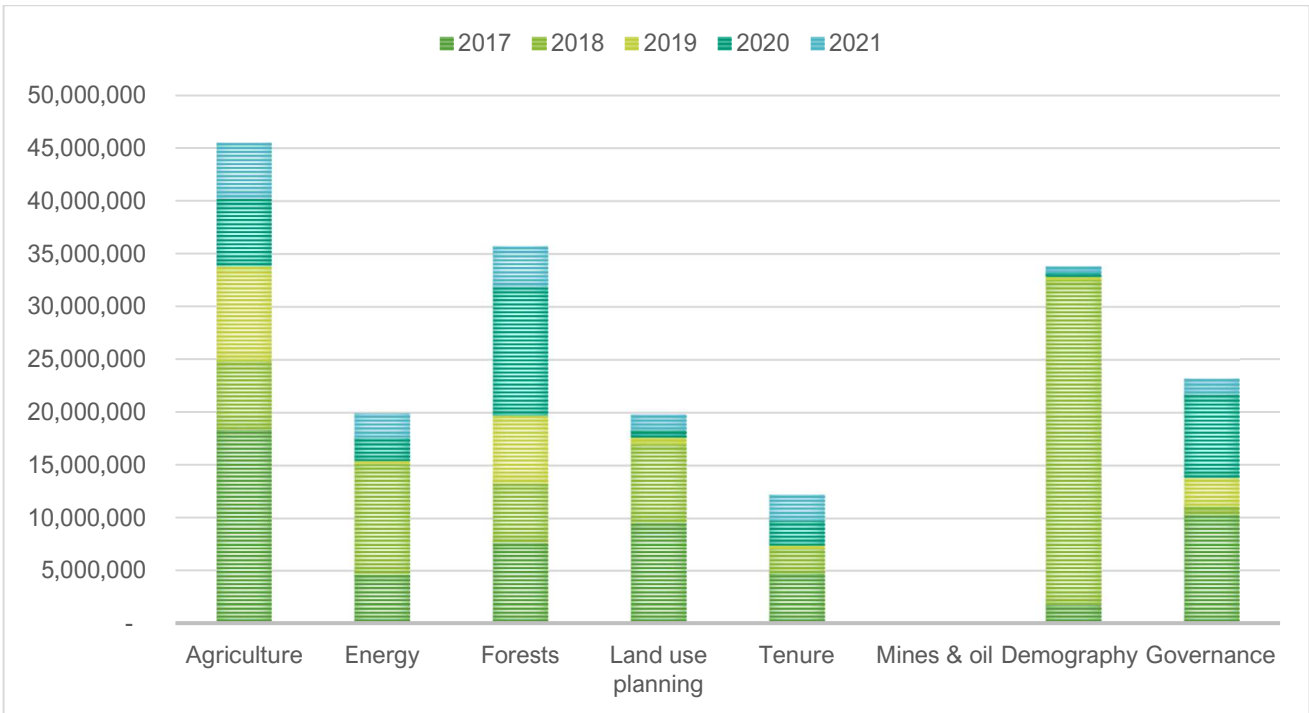


Figure 14: 2017 -2020 : Evolution of CAFI's investments (in US \$) per CAFI outcome

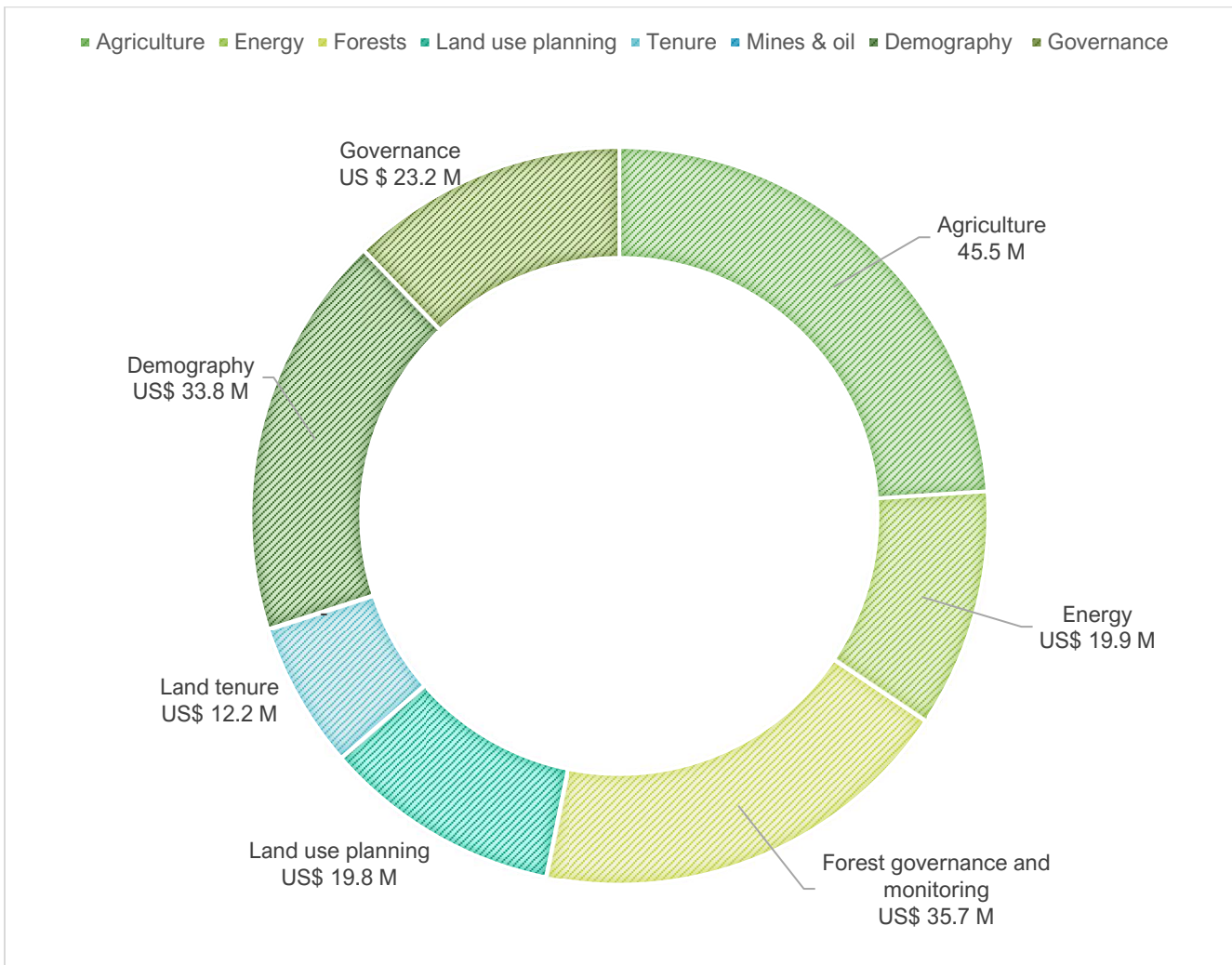


Figure 6: Cumulative transfers per outcome of the CAFI Theory of Change, in US \$

From 2016 to 2021, the distribution of CAFI's investment across the outcomes of its theory of change has remained stable.

- Agricultural investments that reduce pressure on forest lands remain CAFI's top-funded outcome (from Us\$ 40.2 M in 2020 to 45.5 M in 2021), representing 25% of transferred funding, supported by 10 programmes in the DRC and Gabon.
- Investments towards better forest management, governance and monitoring represent 20% with US\$ 35.7 M.
- Investments to reduce demographic pressure on forests, all concentrated in the DRC in support of the national Family Planning strategy, now represent 19%, (US\$ 33.8M).
- Energy substitutes to unsustainable fuelwood and charcoal represent 11% (19.9M), a similar share to land-use planning investments with 19.8M.
- Investments in governance and coordination, that include governance structures at different levels in provincial programmes in the DRC, the Secretariat of the National REDD¹ Fund and support to the Prime Minister in Republic of Congo, have reached 23 M.

3. Results

3.1. The CAFI Initiative : catalysing political mobilisation

CAFI, as an initiative, seeks to mobilize and catalyze political commitments at the highest level of Government in central African countries. In that sense, 2021 was marked by the endorsement of the second DRC-CAFI Letter of Intent by DRC President Tshisekedi, a Letter of Intent that displays commitments agreed to by all sectors of the DRC's economy and the Minister of Finance. The Hon. Boris Johnson, UK Prime Minister endorsed it on behalf of CAFI, during COP-26 in Glasgow.

This landmark agreement sets the path to undertake actions that could change land use practices that date back millennia. Through this new 10 year letter of Intent, the DRC committed to first **cap forest cover loss at its 2014-2018 average**[2] and **ensure that deforestation continues to decline**. The partnership will also **promote the regeneration of 8 million hectares of degraded land and forests**, and **place 30% of national areas under a protection status**, including areas where local communities undertake efforts to manage forests sustainably.

Twelve concrete objectives of the 2nd DRC- CAFI Letter of Intent (2021-2031) :

1. High value forests, peatlands and community forest concessions are systematically incorporated into land-use plans, with the aim of maintaining the important role they play.
2. The proportion of unsustainable wood energy (e.g. charcoal) for cooking is halved in the main urban centers (note: 97% of Kinshasa 13 million inhabitants use fuelwood daily for cooking and consume over 17 million tons of wood per year, mainly sourced in an unsustainable manner).
3. No agro-industrial concessions will be allocated in high value forests and peatlands.
4. Transparency in natural resources governance is enhanced through the legal review of existing agriculture, logging, mine and oil concessions, the cancellation of illegal ones, as well as the publication of all contracts (linked to the Extractive Industries Transparency Initiative - EITI).
5. Transparent allocation procedures are followed for agriculture and logging concessions.
6. Forest governance is improved through stronger control and an ambitious 5 million hectares target of community forestry, doubling the original national target, along with a legal and regulatory framework adopted to protect the rights of indigenous peoples. The signature of the Decree lifting the moratorium will be adopted only after the realization, on the basis of a consultative process, of the geographical programming[3] of future allocations.
7. In line with the global 30 x 30 commitment, the DRC commits 30% of the country to be under various forms of protection status by 2030 while respecting the right to free prior and informed consent and ensuring the voice of marginalized communities are heard. This includes areas that communities themselves dedicate to protection through a local-level zoning process they lead.
8. Eight million hectares of degraded lands and forests will be restored, as per the pledge of the DRC under the Bonn Global Challenge on restoration of degraded and deforested landscapes.
9. The new and innovative tenure law and policy are adopted and implemented, with the deployment of a decentralised tenure information system that include community-level tenure registries.
10. New social and environmental standards are implemented to reduce the impact of mining and oil investments on forests and biodiversity, with reinforced measures in high value forests and peatlands. Any activity incompatible with conservation objectives in Protected Areas is banned.

11. A national population policy that is rights-based, evidence-informed and gender-responsive is implemented to promote a demographic transition that stimulates economic growth and reaches development objectives.
12. A model of forest-friendly special economic zone is piloted to support a low-deforestation green economy, and takes into account high value forests, peatlands and land planning processes.

In the Republic of Congo, the Letter of Intent was signed in 2019 by President D. Sassou-Nguesso and its implementation is piloted by the Prime Minister – now supported by a dedicated programme - for cross-sectoral coordination and arbitration. An Inter-ministerial Committee convenes 13 line-ministers for a biannual policy dialogue with CAFI, and a Steering Committee includes representatives of the private sector and civil society. The Prime Minister chaired the meeting in December 2021 during which progress towards the milestones were assessed.

In Gabon, the coordination of climate action is the remit of the National Climate Council. The policy dialogue with CAFI concentrates on the milestones of the letter of intent and it culminates in the annual review that has both a technical and political segment. In 2021, due to the pandemic the annual review was held virtually under the leadership of H.E. the Minister of Environment. Furthermore, the CAFI Secretariat together with the Gabonese partner organized independent verification of the milestones of the letter of intent.

This continued high-level mobilization (a trademark of CAFI) has been unfortunately, greatly hindered by the pandemic and the difficulty of organizing face-to-face meetings. One important exception was the organization of the Tropical Forest Symposium in Berlin in September 2021 by the German Government. Not only meeting allowed the participation of ministers from the region but bilateral discussions between the ministers and CAFI partners (CAFI Sec and donors) on key issues of concern.

3.2 The CAFI Fund: contributing to climate change mitigation and poverty reduction

CAFI's theory of change defines two impacts that CAFI seeks to contribute to: 1) emission reductions and removals from the forest and land use sector, measure in tons of CO₂ equivalent and 2) development co-benefits, measured through various proxies.

A. Contribution to the CO₂ impact

Available figures²⁵ show targets of emission reductions of 75 million tons of CO₂eq and an increase from 10 to 20% in household revenues. These numbers however are conservative, as they only take into account the figures estimated by some provincial programmes in the DRC (est. 45 Mt of ER²⁶), the Gabon Forest certification programme (est. 30 Mt of emission reduction (ER) per year starting in 2025)²⁷ and the Republic of Congo Wood-energy plantations programme (est. 0.8 M tons).

A proxy for emission reductions is the reduction in the annual or biennial areas of deforestation and degradation.

²⁵ Not all programmes have quantitatively estimated their ER impacts – see footnote for DRC below.

²⁶ This is a conservative estimate based on the targets provided by the PIREDD Mai Ndombe and Orientale and the Savanahs and Energy programmes. The absence of published reference levels for each province makes it impossible to estimate the emission reduction targets (of 10%) as absolute figures.

²⁷ Estimates over time are being discussed with AFD.

In DRC, data from the National Forest Monitoring System was compiled for each province until 2018²⁸, and complemented for 2019 and 2020 by data generated by the regional study on trends and drivers. This data is presented in Figure 15 below, with provinces benefiting from a provincial programme marked with an arrow.

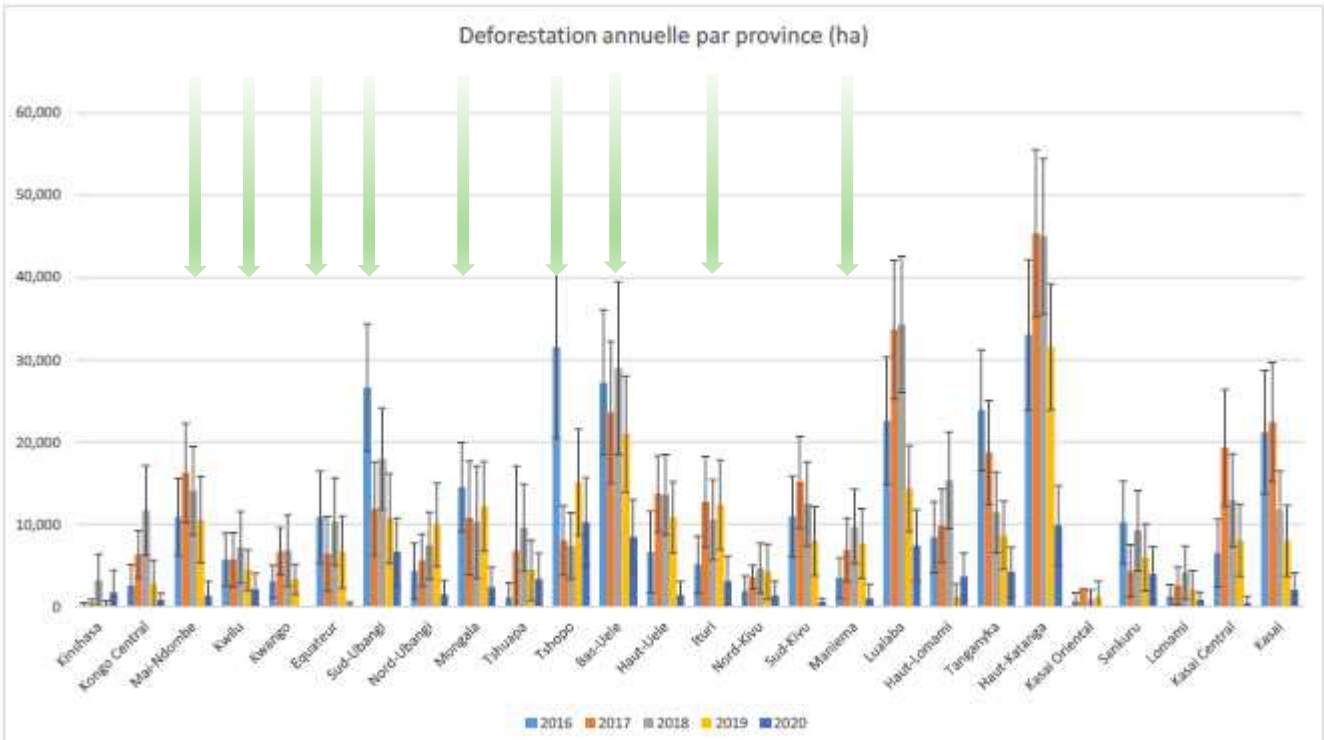


Figure 15: annual deforestation by DRC province (in hectares)

What can be inferred from Figure 15 is :

- There is no increase in deforestation in provinces with a PIREDD
- There could be a decrease in deforestation, especially in 2020, but confidence intervals (error bars) are high
- It is not possible to infer from this figure that decrease in deforestation correlates with CAFI’s support in these provinces, since other (non-CAFI-supported) provinces show similar profiles.

In Gabon, emissions have been calculated for 2016 and 2017, and served as a baseline against which to measure programme performances against their emission reduction targets. These reductions were rewarded by CAFI in 2021 with a US\$ 17 million payment under the 2019 150-million dollars results-based payment agreement with CAFI.

Few programmes (or none) have set up a system to estimate or report against areas of avoided deforestation that can be attributed to their activities and outputs, let alone the associated emission reduction. The Mai Ndombé programme reported that efforts are underway at programme level to provide such data, but estimated that 100,000 ha of primary forests under a natural resource management plan are now voluntarily protected by 24 « terroirs » that benefit from a local development committee (with an additional 100,000 ha under GEF funding).²⁹

²⁸ https://drive.google.com/open?id=1-ouUg5b7f2AO_2pn1hkUjSp-scVhkiPu&authuser=secretariatcafi%40gmail.com&usp=drive_fs

²⁹ https://docs.google.com/document/d/10OEAoE4x_VG30a4zHvTVb7l_1vSjgVDM?rtppof=true&authuser=secretariatcafi%40gmail.com&usp=drive_fs

Sectorial reform programmes do not report quantitatively against the emission reduction outcome, this because their contribution to climate change mitigation and reduced deforestation, although it is an expected element of the sectoral reforms, is too indirect.

B. Contribution to the development impact

Number of beneficiaries with improved livelihoods

CAFI-funded programmes have reported the number of beneficiaries as follows:

- PIREDD Orientale : 7,730 direct beneficiaries (high intensity support), and 162 665 whose awareness has been raised (low intensity support)
- PIREDD Mai Ndombe reported 9 741 households and smallholders (including 3256 women and 506 Indigenous peoples) as direct beneficiaries (members of local development committees that receive direct support and payment for ecosystem services) and 5785 households benefiting from awareness on family planning services (low intensity)
- PIREDD Mongala : 4009 direct beneficiaries (high intensity), and 9754 trained in various capacities (low intensity)
- PIREDD Maniema: 439 direct beneficiaries of rural support (high intensity), 622 state agents with strengthened capacities (medium intensity) and large awareness campaigns that have reached an estimated 1,124 million people.
- PIREDD Sud Ubangui : 2500 households as direct beneficiaries (high intensity), and 1220 individuals whose capacity is strengthened
- PIREDD Kwilu : 3,129 households and provided trainings to 120 individuals.
- People who have access to cleaner cooking energy can be estimated by the number of clean cooking solutions (improved cookstoves, Liquid Gas Petroleum) sold, or 34,601³⁰. In addition, 500 people received access to financing services, and 1000 were trained, while 176 part time jobs and 88 full time jobs were created. Expenditures related to cooking energy has decreased by 10 to 20% in target areas.
- Beneficiaries of family planning services are not counted as such – rather , the number of couple years of protection is reported. One crude estimate is that the same number of couples have benefited for one year, so over 5 million people considering the CYP³¹ distributed to date³².

A methodology is being discussed and defined with Implementing organizations to allow nuanced aggregation of these figures according to three categories of light, medium and high intensity categories of support.

To note, an average household in rural DRC comprises 6 children, who may be considered indirect beneficiaries.

Beneficiaries of reform programmes cannot be inferred as precisely (at one extreme, one could estimate that the whole population of a country would benefit from a land-use planning programme or forest monitoring programme), except for counting individuals in various institutions whose capacity has been strengthened through trainings, equipment etc.

³⁰ 2000 in PIREDD Equateur and 32,601 from Energy programme

³¹ A CYP (Couple year Protection) is the estimated protection provided by contraceptive methods during a one-year period, based upon the volume of all contraceptives sold or distributed free of charge to clients during that period. The CYP is calculated by multiplying the quantity of each method distributed to clients by a conversion factor, to yield an estimate of the duration of contraceptive protection provided per unit of that method. More at <https://www.usaid.gov/global-health/health-areas/family-planning/couple-years-protection-cyp>

³² 2,578,106 CYP via the PROMIS programme and 3,148 CYP via the PIREDD Mongala

Beneficiaries per outcome

A rough estimate of the above figures is presented below. An important caveat is that, to avoid double counting, these figures should not be aggregated, since a beneficiary of rural development often receives support simultaneously on several outcomes, such as agriculture and wood energy (eg rural households supported to establish manioc fields under acacia (wood-energy) plantations).

	Estimated number of direct beneficiaries
Agriculture	27,430 households
Energy	34,601 households with cleaner cooking solutions, 500 with enhanced access to finance, and 176 part time jobs and 88 full time jobs
Forests	Number not available due to lack of reporting using individuals or households as a reporting unit
Mining and Hydrocarbons	No support to date
Land-use planning	Number not available as population of areas under land use plans is not available
Land tenure	Number not available
Demography	2,578,106 CYP distributed to date ³³ , and at least 8,318 service providers trained ³⁴ .
Governance	Number not available due to lack of reporting using individuals or households as a reporting unit

Improved revenues

Beyond the number of beneficiaries, their increase in income (or decrease in spending, for example due to more efficient cookstoves or cheaper energy sources) has been estimated by some of the more mature programmes.

The PIREDD Orientale has for example estimated that yields for rural households supported with improved subsistence agriculture having multiplied and prices remaining constant, a rice field of 0,57 hectares³⁵ has supplied a revenue of 1 539 000 CAF francs in 2021 vs 800 280 francs in 2019; and a corn field a revenue of 264 000 francs vs 144 000 francs in 2019. **These represent a two-fold increase in revenues from two subsistence crops for 2185 beneficiaries (295 women, 1337 men, 528 young people and 26 indigenous people).**

³³ A CYP (Couple year Protection) is the estimated protection provided by contraceptive methods during a one-year period, based upon the volume of all contraceptives sold or distributed free of charge to clients during that period. The CYP is calculated by multiplying the quantity of each method distributed to clients by a conversion factor, to yield an estimate of the duration of contraceptive protection provided per unit of that method. More at <https://www.usaid.gov/global-health/health-areas/family-planning/couple-years-protection-cyp>

³⁴ One can estimate that such training has an impact on the trainees's own awareness and access to CYP

³⁵ Estimated from the compilation of data and information of the first 2020 planting cycle.

These numbers, however, are not yet systematically reported for each type of productive activity or by each programme.

C. Results per outcome of the CAFI Theory of Change

The terms of reference of the CAFI Trust fund identify seven outcomes that contribute to the achievement of the two impacts based on the assessment of the drivers of deforestation and forest degradation.

These 7 outcomes are:

- Sustainable agricultural practices lead to less land conversion and increased food security
- Sustainable alternatives to current wood energy practices are adopted
- Forestry sector and protected areas institutions and stakeholders have the capacity and the legal framework to promote, monitor and enforce sustainable management of forests
- Future infrastructure and mining projects minimize their overall footprint on forests
- Land use planning decisions ensure a balanced representation of sectoral interests and keep forests standing, and better tenure security does not incentivize forest loss by individuals, communities or companies
- Population growth and migration to forests and forest fronts are slowed down
- Better inter-ministerial coordination and governance resulting in a permitting, enforcement and fiscal regime of economic activities that do not push economic actors to forest conversion and illegal activities; and a business climate favourable to forest-friendly investments

Results are detailed below, by outcome and for each country.

C.1 Sustainable agricultural practices lead to less land conversion and increased food security

Background

Data extracted from the CAFI-FAO Regional Trends and Drivers³⁶ study shows that, between 2015 and 2020, small-scale agriculture has remained the largest driver of disturbances, associated with approximately 92% of observations of deforestation and 74% of observations of degradation, while industrial agriculture is associated with 6% of deforestation observations and 5% of degradation events.

³⁶ [ArcGIS Dashboards](#)

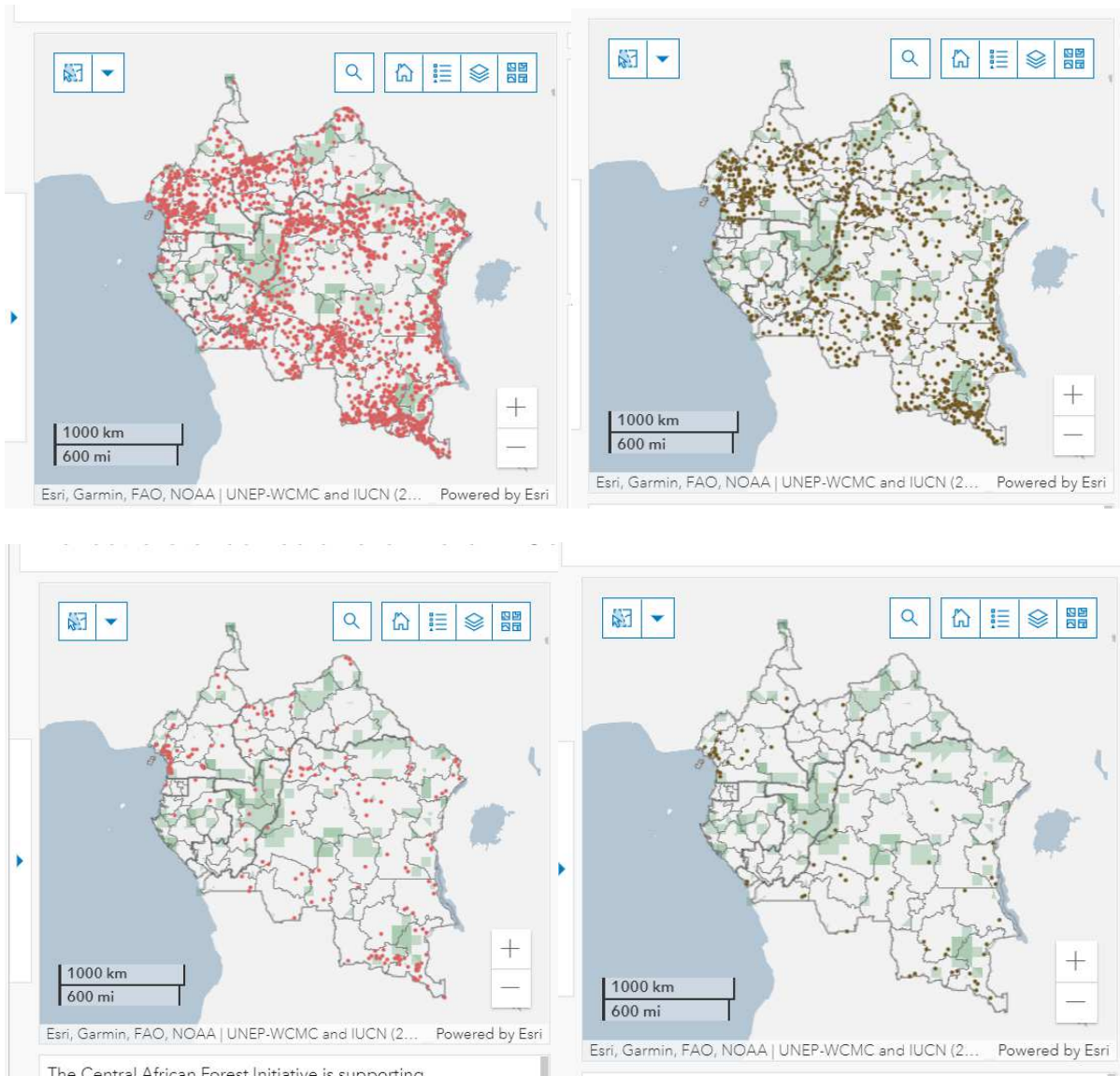


Figure 16: Top row : observations of small-scale agriculture associated with deforestation (left) and degradation (right) between 2015 and 2020. Bottom row : observations of industrial agriculture associated with deforestation (right) and degradation (left). Data extracted from [CAFI validation data \(arcgis.com\)](#)

The study also shows that small scale agriculture associated with deforestation and degradation is predominantly observed in corridor forests³⁷ (57%) and outer edge forests (20%), as per Figure 17.

³⁷ For the purposes of the study, these are long and narrow (less than 540 meters-wide) areas of forest that link together areas of intact forests

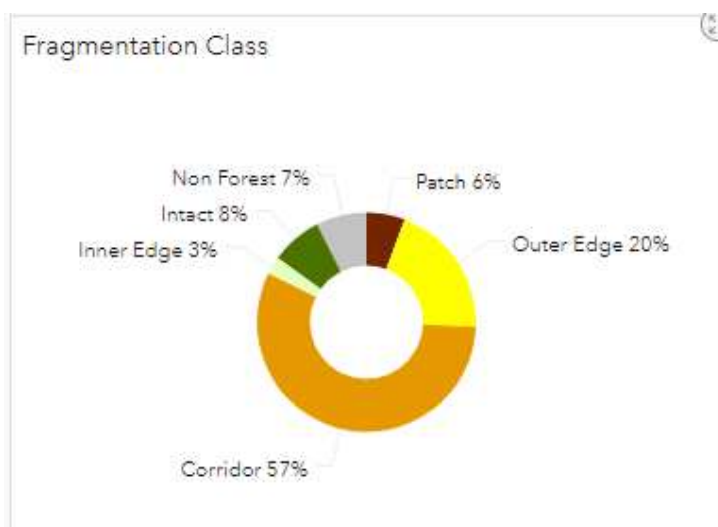


Figure 17: occurrence of observations of small-scale agriculture by forest fragmentation type. Data extracted from [CAFI validation data \(arcgis.com\)](#)

Support overview

	Programmes approved/funded/active contributing to this outcome	Disbursed to implementing organizations by end 2021 ³⁸
DRC	11/9 ³⁹ /8 ⁴⁰	US\$ 43.7 M
Gabon	1/1/1	US \$ 1.8 M
Republic of Congo	--	--
Total	12/10/9	US \$ 45.5M

DRC results

CAFI investments under the first Letter of Intent (2016-2020) funded two sectoral programmes dedicated to agriculture that aim at i) accompanying the normative and regulatory environment towards sustainable, low deforestation agricultural practices and ii) encouraging activities of small and medium commercial private actors in savannahs & degraded forests. In addition, support to agriculture is currently provided by seven programmes operating in nine provinces. These programmes have to date resulted in

- At the policy level, **the first draft of the National Sustainable agriculture Policy, that takes into account land-use planning, forest and peatland protection and the development of sustainable commercial agriculture outside forests and towards savannahs areas**, was presented to the Minister and is under consultations. A strategic environmental evaluation will be undertaken in 2022 to ensure its compatibility with the national REDD strategy.

³⁸ Available figures did not allow to calculate the amount disbursed cumulatively by all programmes on this outcome

³⁹ The One Acre Fund and Farm Africa programmes, approved in 2021, had not received funding by end 2021

⁴⁰ The Savannah programme (with AFD) was not considered active by end 2021

- On the ground, an estimated 27,430 households⁴¹ have been supported as direct beneficiaries on different types of agriculture (subsistence, perennial, agroforestry) which translates into close to 220,000 individuals (at an average of 8 people per rural household).
- The combined results at the quantitative output levels of all provincial integrated programmes (PIREDD), cumulatively since they started implementation, is of **6,700 hectares of agroforestry, 3,392 hectares of perennial crops and 10,610 hectares of improved subsistence agriculture** (up from the 2,336 hectares that had been reached by end 2020). **These are established as demonstration activities that provide not only immediate better revenues and nutrition, but also incentives for rural communities to engage and continue engaging in a sustainably planned use of land and natural resources**, through the land-use plans at various levels described below. As mentioned below, the impact of these activities on avoided deforestation in surrounding areas is not yet estimated. Figure 18 below displays the cumulative targets for these outputs – obtained through programmes at different time maturity and with one tranche of funding – compared to the cumulative targets of all programmes by their closure and with two tranches of funding.

	Cumulative targets (in hectares)- by end of all programmes, as set in programme documents with two tranches of funding	Cumulative results by end 2020	Cumulative results by end 2021 (with one tranche of funding received and programmes in years 1 to 4 of implementation)	Progress against target by end 2021
Agroforestry	51,000 hectares	664 hectares	6,700 hectares	13%
Perennial crops alone	27,000 hectares	1,227 hectares	3,392 hectares	12.5%
Subsistence agriculture alone	171,000 hectares	2,336 hectares	10,610 hectares	6%

Figure 18: Hectares supported in agriculture by CAFI-funded programmes

The incomplete data made available in programme annual reports – i.e. their expenditure, cumulative over the duration of the programme for each outcome, as is requested in the reporting template – makes impossible an analysis of how much funds have been effectively spent by programmes towards the agriculture outcome.

Gabon

The UNDP-supported programme approved in 2020 (CAFI-2) contains a large component on analyses of agricultural suitability that will complement the national land use planning process supported by CAFI (CAFI 1). In 2021, activities focused on recruitment – with most consultants and agents active by the 3rd trimester of 2021.

More notably, the construction of the building that will host the laboratory of geographic information system (GIS) and soil analyses is 70% completed (completion is expected in mid-2022). The establishment of the agriculture legal unit allowed its supervision of a [bibliographic review of agricultural tenure](#). In addition, several experts produced training manuals on sampling, conservation, transport of soil samples, and on strengthening GIS capacities towards a spatial study on agricultural feasibility for five priority crops.

⁴¹ This is a conservative estimate while clarification on some data is sought.

C.2 Sustainable alternatives to current wood energy practices are adopted

Support overview

	Programmes approved/funded/active by end 2021	Disbursed to implementing organizations by end 2021 ⁴²
DRC	8/8/8	US \$ 19.9 M
Gabon	--	--
Republic of Congo	2/0 ⁴³ /0	Approved in 2021 but not transferred by year end
Total	10/8/8	US \$ 19.9 M

DRC results

Studies : Wood-energy sector user surveys were finalized, in partnership with CIFOR, for [Kinshasa, Lubumbashi, Goma and Bukavu, Productive users reports](#)). They document, for example, **that 97% of Kinshasa inhabitants use charcoal regularly for cooking, and that improved cookstoves usage rate is only of 12 %**. A Kinshasa inhabitant use on average 0,346 kg of charcoal and 0,016 kg of fuelwood per day, which extrapolates into between 9,84 and 13,39 million⁴⁴ tons of wood equivalent used each year.

The reports of the modeling studies and the analysis of the impact of the deployment of the LPG in Kinshasa⁴⁵, that aims to help plan how to reach the target of 250,000 households use LPG for cooking in substitution for fuelwood and charcoal, concludes that **LPG has become a credible alternative for Kinshasa inhabitants, with a consumption rate that jumped from 750 tons in 2019 to 3000 tons in 2020**. Success factors to reach the goal of reaching 250,000 households with GPL include the availability of new bottles, a dense and nimble distribution network, industrial capacity to fill bottles and ensure its safety for consumers, and a sustainable and safe logistical supply chain. These completed studies are important elements to feed into the Energy policy reform.

Reform : The roadmap was launched [for the development of the energy policy](#) and updated in 2021. A draft of the Energy Sector Diagnostic Report is available and will be submitted for validation in May 2022.

Investments for clean cooking entrepreneurs for more efficient use and substitution to wood energy: The [Incubator Fund for Clean Cooking, launched in 2020](#), disbursed 1,201,400 US\$ (up from 700,000 dollars in 2020) to 12 enterprises that produce and promote the distribution of improved cookstoves and liquid Gas petroleum (LPG), and co-financing mobilized. In addition, the roadmap for the LPG Master Plan and LPG Regulatory Development was finalized, and micro-hydro feasibility studies carried out for three sites⁴⁶.

⁴² Available figures did not allow to calculate the amount disbursed cumulatively by all programmes on this outcome

⁴³ The ProRep and Lituka programmes, both approved in 2021, had not received funding transfers by end 2021

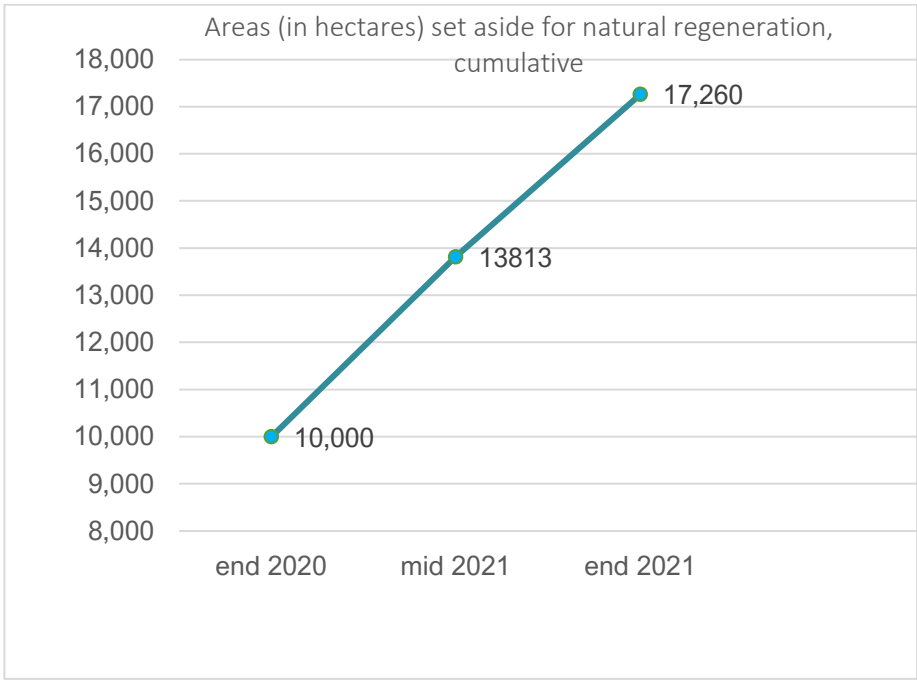
⁴⁴ Depending on different population estimates

⁴⁵ [Report of the impact of the deployment of the LPG in Kinshasa](#) show that LPG has become a credible alternative for Kinshasa inhabitants, with a consumption rate that jumped from 750 tons in 2019 to 3000 in 2020.

⁴⁶ Available here : [technical feasibility studies](#)

More sustainable sources of wood energy: On the ground, savannahs areas planted with fast-growing trees doubled (4,469 hectares by end 2021 compared to 2,200 hectares by end 2020) to supply more sustainable wood energy. In addition, 17,260 hectares have now been left aside for natural regeneration (“mise en défens”), compared to the 10,000 hectares that had been reached by end 2020.

		Cumulative targets (in hectares)- by end of all CAFE-funded programmes, as set in programme documents with two tranches of funding	Cumulative results by end 2020	Cumulative results by end 2021 (with one tranche of funding received and programmes in years 1 to 4 of implementation)	Progress against target
Wood plantations	energy	47,350 ha	2,200	4, 469 hectares	9%
Mis en défens		82,209 ha	App. 10,000	17,260 hectares	21%
Improved solutions	cooking	500,000		34,601 ⁴⁷	7%



Changing behaviours : A communication, social marketing and behavior change strategy was developed and adopted

⁴⁷ 33,051 improved stoves were sold in the major cities (Goma, Bukavu, Lubumbashi, Kinshasa and Bandaka) through the Energy programme and 3750 through the Equateur programme

Republic of Congo : 2 Energy programmes approved in 2021

Two programmes were approved in 2021 – but funds had not disbursed by end 2021. Their budgets and result targets are in line with the joint programming framework agreed to between CAFI and the Republic of Congo, and seek to :

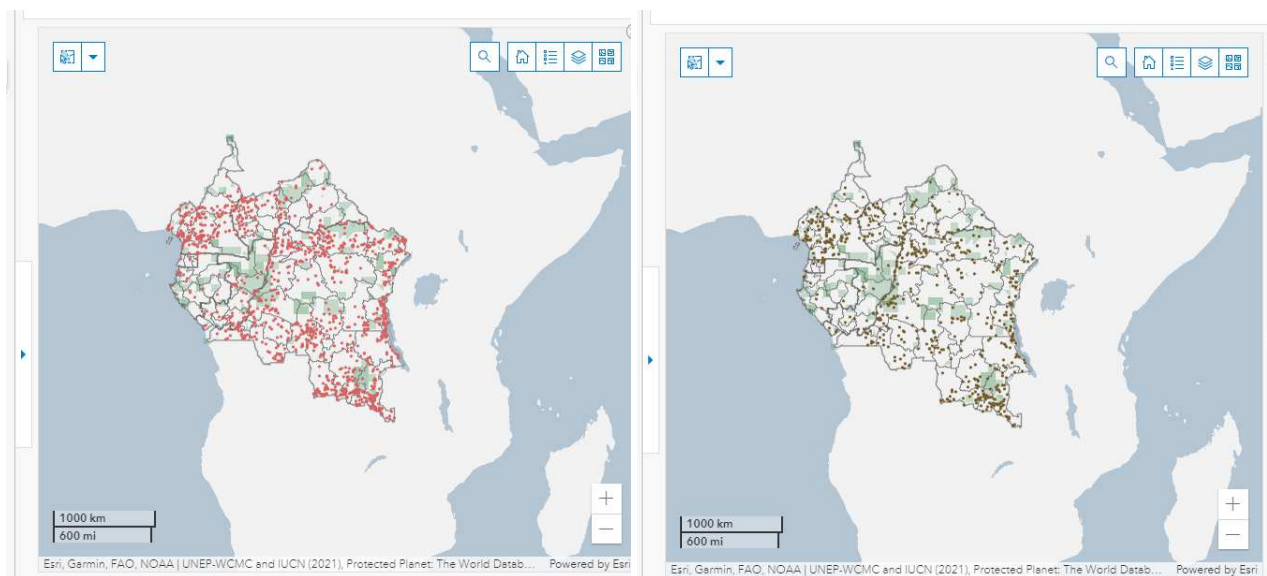
1) **establish 2,700 hectares of fast start wood energy plantations**⁴⁸ to supply the capital, Brazzaville, with sustainable wood energy . This 5-year, US\$ 7 million programme, called “Programme to strengthen the potential of sustainable wood energy in the Republic of Congo” (in French “*Projet de renforcement du potentiel en bois energie durable en République du Congo*”, or *PROREP Bois-Energie in short-hand*), is to be implemented by FAO with the Ministry of Forest Economy and GRET (NGO). It complements a Green Climate Fund – supported programme, implemented by FAO, that seeks to establish 11,800 hectares of wood energy plantations, with CAFI funding adding a focus on strengthening the emission reductions impact of both programmes. **It is estimated that the PROREP could generate a reduction of 830,230 tonnes of CO₂e_q over 5 years and reach an estimated 500 direct beneficiaries.**

2) **equip 8,300 households in Brazzaville and Pointe Noire with improved cookstoves**, this by structuring a supply chain and demand-creation. This 1 million dollars programme, called “ Lituka- Improved coosktoves” in short, is to be implemented by Initiative Development together with the Ministry of Forest Economy.

C.3 Forestry sector and protected areas institutions and stakeholders have the capacity and the legal framework to promote, monitor and enforce the sustainable management of forests

Background

Data extracted from the CAFI Regional Trends and Drivers Results Dashboard⁴⁹ shows that, between 2015 and 2020, artisanal forestry has been associated 8 times more with observations of disturbances (degradation or deforestation) than industrial forestry. Artisanal and industrial forestry combined remain however less often observed than small scale agriculture.



⁴⁸ Associated with subsistence or commercial crops to improve livelihoods

⁴⁹ [ArcGIS Dashboards](#)

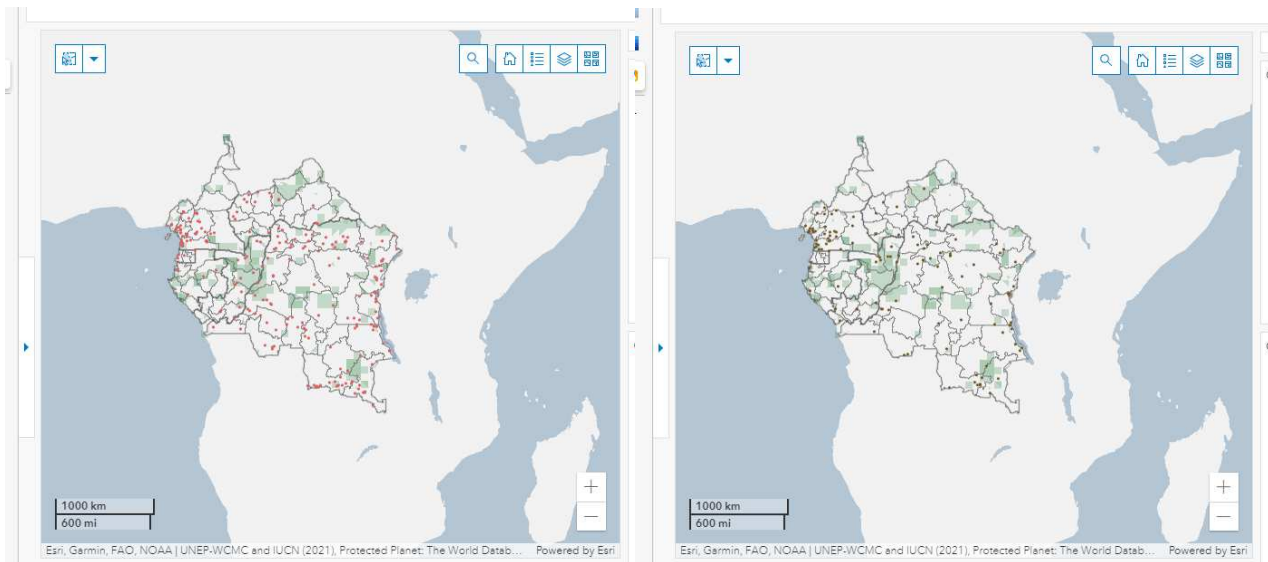


Figure 19: Top row : observations of artisanal forestry associated with deforestation (left) and degradation (right) between 2015 and 2020. Bottom row : observations of industrial forestry associated with deforestation (right) and degradation (left). Source : [CAFI validation data \(arccgis.com\)](#)

The study also shows that artisanal and industrial forestry are observed more frequently in dense forests than in secondary forests, and that industrial forestry is the driver (of all direct, observable drivers) with the greatest presence in intact forests.

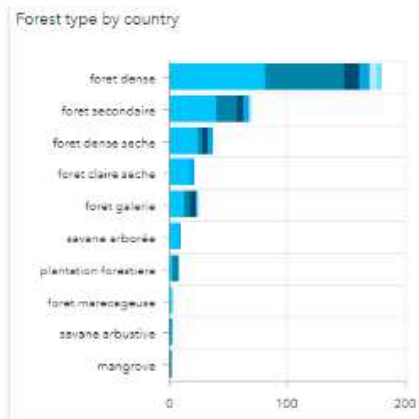


Figure 20: observations of artisanal and industrial forestry (combined) by forest type. Shades of blue correspond to different countries. Source : [CAFI validation data \(arccgis.com\)](#)

Support overview

	Programmes approved/funded/active	Disbursed to implementing organizations by end 2021 ⁵⁰ (US\$)
DRC	9/9/8 ⁵¹	20.1 M
Gabon	2/1 ⁵² /1	14.1 M
Republic of Congo	1/1/1	1.5 M
Total		35.7 M

DRC Results

Monitoring of forests : The Programme supporting the National Forest Monitoring System closed in 2021 and will undergo an independent evaluation in 2022. It has resulted overall in

1) An operational National Forest Monitoring System that produced:

- A first and revised Forest Reference Emissions Level (FREL) submitted to the UNFCCC
- The first Biannual updates report drafted for the UNFCCC and awaiting submission.
- The production and updating of several forest cover change maps, including based on provincial estimates for the periods 2000-2010 and 2010-2014 (data available in Annex 1 of the NFMS Annual report), and including new strata for the periods 2014-2016 and 2016-2018. This dataset was complemented for 2019 and 2020 by the regional trends and drivers study

2) The National Forest inventory, completed on 85% of the country.

Forest governance reform: A process to launch of the process to reform the Forest policy was initiated. The legal review of the concessions, as per the forest sector roadmap agreed to with CAFI in 2019, was funded by the EU and expected to conclude in 2022. to support the key policy processes and reinforce the legality of the forest sector. The publication of the report of the Inspectorate general of Finance was set as a milestone of the second CAFI-DRC Letter of Intent. The programme for the Sustainable Management of Forests did not start in 2021.

Community forestry : On the ground, PIREDDs are supporting communities with securing areas for local community forest concessions.

⁵⁰ Available figures did not allow to calculate the amount disbursed cumulatively by all programmes on this outcome

⁵¹ The programme for the sustainable management of forests was not active by end 2021

⁵² The Forest certification programme, whose implementation was transferred from AFD to The Nature Conservancy in 2021, had not received funding by end 2021

	Cumulative targets (in hectares)- by end of all PIREDD, as set in programme documents with two tranches of funding	Cumulative results by end 2021 (with one tranche of funding received and programmes in years 1 to 4 of implementation)
Local Community Forestry Concessions	1,492,500	344,268 established or identified for support
Number of supported communities identified /supported	Not available	555/501
Number of individuals in supported communities	Not available	Not available

Figure 21: Progress figures on community forestry

Gabon

The main 2021 achievement was the first payment for results, based on harmonized datasets for Forest Reference Emissions level, biannual update report, national communication. This made **Gabon is the first country in Africa to receive results-based payments for reduced emissions from deforestation and forest degradation**. The first payment is part of the breakthrough agreement between Gabon and CAFI in 2019 for a total of **\$150 million** over ten years.

After independent experts verified Gabon's results from reduced deforestation and forest degradation (mainly from forestry activities), **the payment of \$17 million US dollars rewards Gabon's reductions in 2016 and 2017, compared to annual emission levels from 2006 to 2015**. Despite low historical rates of deforestation and forest degradation, Gabon was able to reduce CO2 emissions even further and demonstrate it.

At a high-level event organised by CAFI on 22 June 2021, Sveinung Rotevatn, Norway's Minister of Climate and Environment said on behalf of CAFI: *"This is the first time an African country has been rewarded for reducing forest-related emissions at the national level. It is extremely important that Gabon has taken this first step. The country has demonstrated that with strong vision, dedication and drive, emissions reductions can be achieved in the Congo Basin forest."*

Being a low deforestation country means, however, that Gabon's potential to reduce emissions is even more limited. Therefore, new mechanisms such as the ART-TREES HFLD methodology are underway as incentives for HFLD countries to maintain low deforestation rates.

Gabon's Minister of Water and Forests, the Seas, the Environment, charged with Climate Change and Land Use Planning, Professor Lee White said: *"This first payment of ODA financing, which is proportional to our historic emissions reductions in 2016 and 2017 at \$5/ton, will finance projects that preserve Gabon's forests. It also paves the way for Gabon to finalize the systems that will be required to enable the country to formally sell carbon credits in the future."*

"CAFI's recognition of our systems and data is particularly encouraging in that they are a global reference on REDD+ payments. We are working with partners to develop payments mechanisms that will enable us to stabilize forests and reverse deforestation and forest degradation in HFLD countries, rather than simply slowing (=reducing) deforestation," Professor White added.

Gabon and CAFI have agreed that this first payment will go towards activities that further decrease CO2 emissions through investments into community forestry, scientific research, forest management practices, protected areas system and government capacity, and that further enhance the income, livelihoods, and wellbeing of communities in Gabon.

Specific results of CAFI's support through technical assistance in 2021:

- Submission of the FRL to the UNFCCC
- Submission of the Biannual Update report to the UNFCCC and REDD+ technical annex

Gabon disposes now of an autonomous and transparent system able to track forest cover change and comply with UNFCCC reporting requirements.

At the programme level, two missions to date have taken place to establish 47 permanent placets for the Natural resources Inventory to collect data on biomass, forest carbon and biodiversity. In addition, drone monitoring was performed to monitor the spatial footprint of settlements of 27 villages of the Estuaire province (5% of the 600 villages target) and data collection for the forest mask in three provinces.



Figure 22: mission to install permanent placets for the Naturalresources Inventory in the Nyanga province, Gabon

Details about the programme supporting this outcome are found in section 6.2

Republic of Congo

A US\$ 2 M programme (SYNA-MRV) was approved by the Executive Board (with FAO) to revise the Forest Reference Emissions Level and operationalize and modernize the National Forest Monitoring System. Funds were transferred in November 2021 and operations had not started by 31 December 2021.

C.4a Land use planning decisions ensure a balanced representation of sectoral interests and keep forests standing

Support overview

	Programmes approved/funded/active with a land use planning component	Disbursed to implementing organizations by end 2021 ⁵³ (US \$)
DRC	8/8/8	15.1 M
Gabon	1/1/1	4.7 M
Republic of Congo	--	--
Total	9/9/9	19.8 M

DRC Results

At the policy level, following the adoption of the National Land use planning (LUP) Policy document by the Council of Minister in July 2020 with participation of all stakeholders, the document was disseminated in 14 provinces in the DRC⁵⁴ to ensure ownership of its strategic axes and integration into provincial sectoral planning processes.

At the local level, the methodological guides are validated for land-use plans at provincial, territory and zoning at village levels. Studies and diagnoses were finalized for the Sud Ubangui and Mongala provinces - the latter examining fires and deforestation hotspots.

Most importantly, **1,201 local development committees are now established or revitalized** (up from 745 by end 2021). This effort, at scale and inclusive, including with quotas for women representation, has allowed the production and validation of already **620 natural resource management plans (or simple land-use planning plans)** whose purpose is to orient, in a sustainable and inclusive manner, agricultural, wood-energy, forestry and conservation activities. Because they were elaborated in a participatory manner by CLDs, these local-level plans can orient and guide practices that date back millenia.

⁵³ Available figures did not allow to calculate the amount disbursed cumulatively by all programmes on this outcome

⁵⁴ Kinshasa, **Equateur**, Tshuapa, **Mongala**, **Sud-Ubangi**, Nord-Ubangi, **Bas-Uélé**, **Tshopo**, Nord-Kivu, Sud-Kivu, Haut-Katanga, Lomami, Lualaba and Tanganyika. Provinces that benefit from a CAFI-supported integrated programme are bolded.

PIREDD	Province	Territory	Area of territory (hectares)	Number of simple land use plans supported ⁵⁵	Areas under simple land use plans ⁵⁶	% of territory area under land use plans	
Mai-Ndombe	Mai-Ndombe	Inongo	2,414,900	100*	554,700*	23%	
		Kiri	1,207,000	100*	574,111*	48%	
		Kutu	1,867,400	211*	883,722*	47%	
		Oshwe	4,173,200	69*	1,726,599*	41%	
Equateur	Equateur	Bikoro	1,384,200	6	23,255,00	2%	
Kwilu	Kwilu	Bagata	1,817,900	2	5,888	0%	
		Bulungu	1,340,400	39	91,209	7%	
		Idiofa	1,867,200	0	-	0%	
		Masi-Manimba	1,432,700	29	57,960	4%	
Sud Ubangi Orientale	Sud ubangi	Gemena	1,148,800	13*	47,783*	4%	
		Tshopo	Bafwasende	4,881,800	13	361,072	7%
		Isangi	1,376,900	30	262,467	19%	
	Bas-Uele	Ubundu	4,153,700	18	236,909	6%	
		Buta	809,800	2	26,806	3%	
Mongala		Aketi	2,541,700	0	-	0%	
				10	Not available	--	
Total by end 2021			32,417,600	632	4,852,481	15%	

Figure 23: DRC territories with validated simple land-use plans

Of these 632 simple land use plans supported, the 493 plans of the Mai Ndombe and Sud Ubangi programmes are validated, covering a total area of 3,786,915 ha. The remaining 149 are under validation.

Three provincial land use plans (for Ituri, Tshopo and Bas Uele provinces) and eight territory plans are now validated, 9 local development plans validated in Mai Ndombe and Equateur provinces.

Annex 5 provides an overview of the articulation of different land use planning instruments in the DRC.

Gabon results

The National Land Use Commission (CNAT) is operational and provides a key venue to reach high level consensus across the different land use sectors on land allocations in line with the strategic objectives of the country set in various policy documents and the Letter of intent. High value forests (High Carbon Stocks and High Conservation value) that should not be converted are being identified, with compliance by the Ministry of Agriculture.

Results of the CAFI-supported programme (whose details are in section 6) related to land use planning include

- methodology agreed to and mapping of 27 villages along the Ntoun-Kango road (5% of the 600 villages target)

⁵⁵ Marked with an asterix when validated

⁵⁶ Marked with an asterix when validated

- consultations in the Ogooué-Lolo province
- the Land use planning commission was supported to address six cases of allocation decisions, including three reports completed with field verification

Additional details about the programme supporting this outcome are found in section 6.2

The National Directives on palm oil investments in forested areas was adopted in the Ministerial Council and is applicable to other crops until crop-specific guidance is developed. The guidelines prevent HCS and HCV forests from being converted to palm oil plantations.

C.5 Tenure

Support overview

	Programmes approved/funded/active with a land tenure component	Disbursed to implementing organizations by end 2021 ⁵⁷ (US \$)
DRC	8/8/8	9.8 M
Gabon	1/1/1 ⁵⁸	--
Republic of Congo	--	--
Total		9.8 M

DRC results

This outcome is supported by budget lines in 7 provincial integrated programmes and a dedicated sectoral reform programme.

At the policy level, the Democratic Republic of Congo validated its new land tenure policy document on 17 November 2021. This validation, that concludes a process with consultations in 26 provinces⁵⁹ and included inputs by Indigenous peoples, results from joint efforts including the political impetus of the DRC Government, the technical work of its National Commission on Land Tenure Reform (CONAREF) - funded by CAFI via the National REDD+ Fund through UN-Habitat - and the commitment of numerous civil society actors. This land reform policy document, that resulted from a large consultative process at national and provincial levels, updates a legal framework that dated back some 50 years. The policy document is now awaiting the inputs by the Congolese Environment Agency to allow its submission for adoption by the Council of Ministers. In addition, a guide to define provincial strategies on land tenure was elaborated, as well as a strategic plan on tenure rights for Indigenous peoples, and access to information enhanced through studies covering three provinces, an experimentation in two provinces of the new Tenure Information System and its tools, and a new web site (www.conaref-rdc.org/)

At the local level, a commitment by customary leaders on the process of land tenure and forest reforms was elaborated and made public, and the number of territories delineated and mapped increased from 130 by end 2020 to 335 by end 2021.

⁵⁷ Available figures did not allow to calculate the amount disbursed cumulatively by all programmes on this outcome

⁵⁸ The CAfi-1 programme with AFD has land tenure benefits, such as the mapping of village lands, but these are not separated in the budget

⁵⁹ Up from 15 in 2020

	Cumulative targets (in hectares)- by end of all PIREDD, as set in programme documents with two tranches of funding	Cumulative results by end 2021 (with one tranche of funding received and programmes in years 1 to 4 of implementation)
Territories delineated	130	335
Number of individuals in these territories	Not available	Not available

C.6 Demography

Support overview

	Programmes approved/funded/active with a demography component	Disbursed to implementing organizations by end 2021 ⁶⁰
DRC	8/8/8	33.8 M ⁶¹
Gabon	--	--
Republic of Congo	--	--
Total		33.8 M

DRC results

CAFI funding under this outcome, restricted to the DRC, has so far resulted in 3696 service providers trained and providing counselling to accompany the distribution of over 2.5 million couple-year protection (CYP)⁶² to date (up from 863,000 by end 2020) across 11 provinces, in support of the country's strategy on family planning. The total CYP target was revised down in 2021, from 6,434,688 down to 4,875,355 CYP.

90% of health facilities in target provinces offered at least three different contraceptive methods and at least one long-acting method in 2021 (112,5 % of the 80% target).

	Cumulative targets by end of all PIREDD, as set in programme documents with two tranches of funding	Cumulative results by end 2021 (with one tranche of funding received and programmes in years 1 to 4 of implementation)
Couple year protection	4,875,355 ⁶³	2,536,255 ⁶⁴

⁶⁰ Available figures did not allow to calculate the amount disbursed cumulatively by all programmes on this outcome

⁶¹ Not all 7 PIREDD have spent funds on demography.

⁶² A Couple year Protection (CYP) is the estimated protection provided by contraceptive methods during a one-year period, based upon the volume of all contraceptives sold or distributed free of charge to clients during that period. The CYP is calculated by multiplying the quantity of each method distributed to clients by a conversion factor, to yield an estimate of the duration of contraceptive protection provided per unit of that method. More at <https://www.usaid.gov/global-health/health-areas/family-planning/couple-years-protection-cyp>

⁶³ The original target of the Family planning programme was revised, from 6,434,688 down to 4,875,355 CYP, as a result of the revision of Tulane University's CYP target in 2021

⁶⁴ 2,533,106 from the Family planning programme and 3149 from the Mongala programme

Modern contraceptive prevalence rate		Kinshasa: from 26% in 2020 to 27,3% in 2021
		Kongo central :from 20% in 2020 to 26.3% in 2021 ⁶⁵
Health zones supported	10 provinces/ 152 health zones	11 provinces/ 165 health zones
Awareness on family planning	Not available	27,427 ⁶⁶

Figure 24: results in access to family planning services

The 2024 Public Health Survey will inform additional indicators, such as the fertility rate and the percentage of married



« I am 22 years old, and I have 4 children and a husband who manages as a driver. I stay at home because of the housework load. After attending this meeting [of the Family planning programme] I am now sure of the way forward for me. Meeting you was a chance for me to address a problem that has lasted too long”. Marie, a beneficiary of the Family planning programme in DRC, Kikwit, Kwilu province.

women or women with partners from 14 to 19 years old that use a modern contraceptive method.

In addition, two studies were launched to

understand migratory movements. In the Ituri province, security risks did not allow for this study to be performed, while in Kwilu province the study is planned in deforestation hotspots

⁶⁵ 2020 Performance Monitoring and Accountability study on contraceptive prevalence rate in Kinshasa and Kongo Central.

⁶⁶ Mai Ndombe : 9739 households (est. 40,000 individuals); Mongala : 9375 households ; Family planning programme: 8,313 health workers or students trained. Other programmes : unreported.

C.7 Governance

Support overview

	Programmes approved/funded/active with a Governance component	Disbursed to implementing organizations by end 2021 (US \$)
DRC	9/9/9	23 M
Gabon	1/1/1	0.150 M ⁶⁷
Republic of Congo	1/1/1	--
Total	11/11/11	23.1

This Governance outcome is supported by several programmes

- Local governance structures established in provincial integrated programmes (PIREDD), such as local development committees or at a higher level of governance
- General awareness-raising about the impact of different sectors on forest and climate, and training activities
- Programmes to support to civil society and indigenous peoples in the DRC
- Support to coordination by the Prime Minister in the Republic of Congo
- The FONAREDD Secretariat programme in the DRC
- Support the coordination of the National Climate Council in Gabon

The total above does not comprise the support to policy dialogue by the Executive Board provided by the CAFI Secretariat.

DRC results

The most prominent result of 2021 was, in DRC, the implication of all line ministers of sectors with an impact of forests during the negotiations of the 2nd Letter of Intent.

At the national level, the multi-ministerial and multi-stakeholders Technical Committees of FONAREDD remained fully active and operational in 2021, with nine meetings of the Technical Committee held⁶⁸. These meetings allowed the Technical Committee to fulfill its monitoring functions, make recommendations on second tranches of programmes, guide evaluations

At the local level, 1201 local development committees were established in 7 provinces to promote inclusive governance systems. Provincial civil society coordinations of the Renovated REDD Climate Working Group (GTCRR) - of the provinces of Mongala, Sud-Ubangi, Mai-Ndombe, Equateur, Bas Uélé, Tshopo and Ituri carried out independent monitoring and and joint monitoring missions⁶⁹ with the FONAREDD Secretariat to ensure and advocate for effective participation of

⁶⁷ AD hoc technical support to connect CAFI 1 and 2 programmes and coordinate initiatives of various donors and international partners

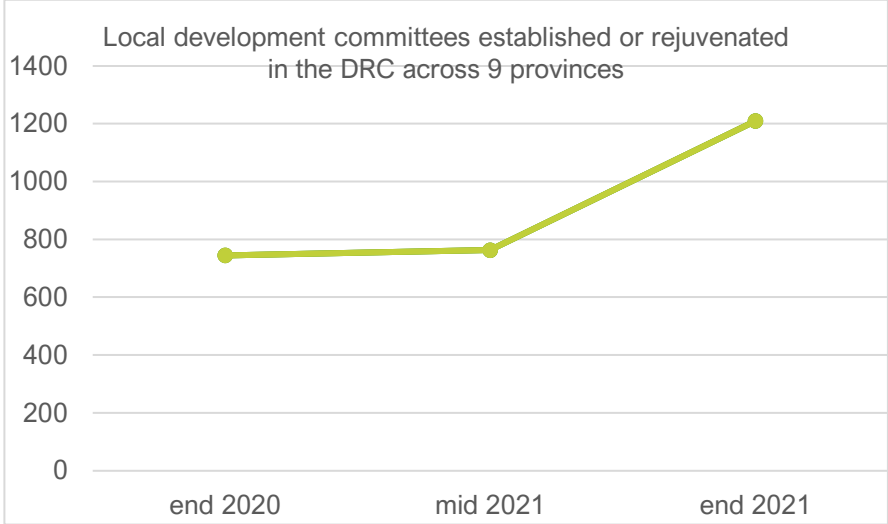
⁶⁸ Documentation is available here :

https://drive.google.com/open?id=1WvYztQMB7TbZH4zmxjG6nqFXTkp5UKNC&authuser=secretariatcafi%40gmail.com&usp=drive_fs

⁶⁹ Independent observation reports for Kwilu, Mongala and Sud Ubangui provincial programmes are available here :

https://drive.google.com/open?id=1KnIHrTau_-nhGBeBMA9kkoyXMn5SiceWM&authuser=secretariatcafi%40gmail.com&usp=drive_fs

indigenous peoples and local communities in programme implementation. Consultations of civil society partners on the policy reform processes were also held, for land use planning, agriculture, land tenure, forestry and energy) notably in the Maniema, Nord Kivu, Sud Kivu and Kasai central provinces.



Transparency of FONAREDD operations and programmes was maintained through the FONAREDD and programmes web sites.

In the Republic of Congo, following the 2020 adoption of the Decree on inter-ministerial coordination by the Prime Minister⁷⁰, support the Prime Minister in monitoring and achieving the objectives of the Letter of Intent in all sectors affecting forests, to support the multi-stakeholder and multi-sectoral approach of the partnership. While funding was transferred in late 2021, the governance bodies have already been operationalized (CAFI-Inter-ministerial Committee, Steering Committee, Permanent Secretariat), marking the achievement of a first milestone of the Letter of Intent on establishing a framework to monitor the partnership. A joint resolution of the Inter-ministerial Committee has called for the preparation of sectorial action plans.

In Gabon, forest governance continues to be led at the highest level, and civil society is included in the work of the National Land use Commission as well as the Project steering committees. The Summary of Information on how the Cancun safeguards have been addressed and respected was submitted to the UNFCCC and the government approved the initial design of the safeguards information system. This work included a thorough analysis of the legal framework in Gabon around land use and forests and the broad consultations held in 2020. The National Climate Change law was also adopted.

In Equatorial Guinea, dialogue was maintained through the French Embassy and concluded in agreement on the terms of reference for the Call for Expression of interest, launched in early 2022. CAFI’s initial support on the development of the National REDD+ Strategy has been catalytic for the country to mobilize fund for land-use planning, including domestic funding, and the National Forest Inventory, supported by FAO.

⁷⁰ It establishes a coordination structure within the national counterpart for the implementation and monitoring of progress on the LOI. These structures include a Minister-level Steering Committee as a multi-stakeholder concertation organ, involving the private sector and the civil society; it also establishes a national coordination unit, responsible for facilitating and monitoring these processes

In the Central African Republic, the situation has remained the same as previously. Many NGOs and associations are active within a national platform called Sustainable Management of Natural Resources and the Environment. A National REDD+ Committee, created by Decree and chaired by the Prime Minister, oversees the entire National REDD+ strategy, with 26 members⁷¹. The preparatory grant to undertake policy dialogue will support institutional arrangements that will help the effective engagement of all stakeholders, but had not effectively started in 2021.

In Cameroon, the Government displayed a greater understanding of the key role of climate change in its national development processes, as the National Development Plan Strategy 2030 integrates for the first time a Strategic Axis on the integration of climate change concerns. Sustainable land use appears as a structuring component of the Rural Sector Development strategy for 2025. The revision of the National Investment Framework aligned to the ongoing work on the Rural Sector Development Strategy.

⁷¹ including 6 ministers, the President of the Commission in charge of the Environment at the National Assembly, the Economic and Social Council, representatives of producer groups, the private sector, civil society organizations, representatives of local communities, indigenous peoples. This committee will be made operational once the second preparatory grant (through AFD) is operational.

4. CAFI Governance

4.1 Two virtual Executive Board meetings, 31 decisions

In 2021, the CAFI Secretariat prepared, organized, facilitated and documented (internally and externally) two meetings of the CAFI Executive Board. Due to the COVID-19 protracted pandemic, both meetings were organized in a virtual format.

The 18th CAFI Executive Board meeting took place from June 21 to June 25. The Executive Board adopted eight decisions during this meeting, advancing CAFI’s work around programming in the Republic of Congo, the Democratic Republic of Congo and Equatorial Guinea.

The 19th Executive Board meeting was organized in two parts, on October 19-20 and November 23-24. The first part focused on the new partnership with the Democratic Republic of Congo, the second part on programming in other countries as well as on internal strategic questions related to the management of the CAFI Trust Fund. During this meeting the Board adopted ten decisions.

In total, adding intersessional decisions, the CAFI Executive Board adopted 31 decisions in 2021, listed in the table below, a **record since the establishment of the Fund**. As per its rules, decisions were translated and published online on CAFI’s website as soon as agreed by the Board and, for country-specific decisions, as soon as they are communicated to the authorities. Figure 25 and the table below track the follow-up to Executive Board decisions, and shows that, out of 31 decisions

- Follow-up requests for 16 decisions are completed (52%)
- Follow-up for 9 decisions is ongoing (29%)
- In 6 decisions the Executive Board did not require specific follow-up (20%)

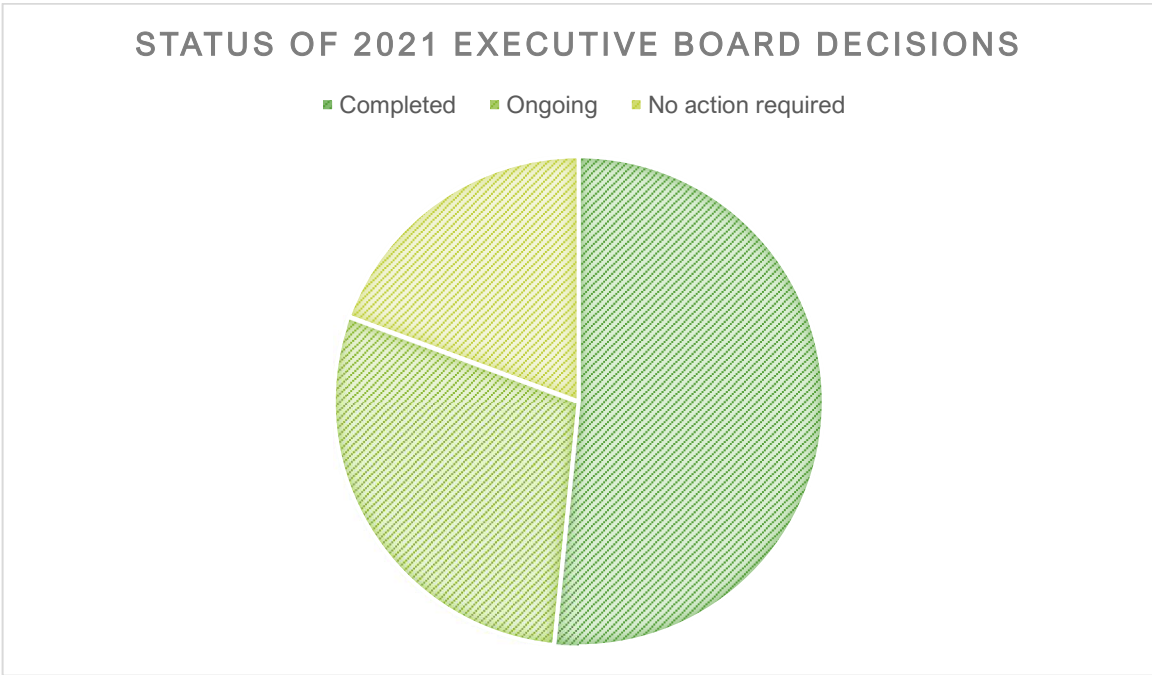


Figure 25: Status of follow-up for the 2021 Executive Board decisions

Decision, hyperlink in English, date of adoption	Topic	Follow-up items	Status of follow-up
EB.2021.01 , adopted Intersessionally on 14/01/2021 French	Revised Terms of Reference and Manual of Operations	1) Reach out to UN Organizations receiving CAFI funds on possibility of Board membership, enquire interest and report back to the EB 2) Requests the CAFI Secretariat and the MPTF-O to start the process of transferring the Secretariat to MPTF-O and keep the Executive Board updated.	Completed
EB.2021.02 Adopted Intersessionally on 12/02/2021 French	Gabon National Investment Framework	None	N/A
EB.2021.03 , adopted Intersessionally on 02/04/2021 French	Call for EoI on agriculture	1) Launch a call for expressions of interest covering all CAFI partner countries, with a special focus on countries where small-scale agriculture has been identified as a key driver of forest loss. 2) Share with the Executive Board and CAFI partner Governments, after the closing of the call, the submissions and recommendations to inform the final decision of the Executive Board.	Completed
EB.2021.04 , adopted Intersessionally on 18/05/2021 French	RoC – Agency Selection - Programme on Environmental and Social Control	Requests the GIZ to develop a programme for the strengthening of the environmental and social control of activities (with various asks)	Ongoing
EB.2021.05 , adopted Intersessionally on 18/05/2021 French	RoC - Fast start wood energy plantations & MRV Programmes	Together with FAO, consider the (i) CAFI recommendations included in the decision; (ii) recommendations transmitted by the CAFI Secretariat in a synthesis note; (iii) the comments and recommendations of the independent reviewer, and submit the completed comments matrix provided by CAFI along with the revised documents.	Completed
EB.2021.06 , adopted Intersessionally on 25/06/2021 French	Approval of Secretariat Direct Cost project document	None	N/A

<p>EB.2021.07, Adopted @EB 18, virtual 25/06/2021</p> <p>French</p>	<p>Monitoring, reporting and risks</p>	<p>1) Propose training and guidance to the implementing agencies on safeguards reporting, and undertake a performance review of the quality of the safeguards reporting 2) Make sure that the 2021 CAFI Annual report targets a wider audience 3) Anticipate human resources needs and keep the EB continuously updated on potential capacity constraints 4) Organize by September 2021 a dedicated technical meeting on options for results-based financing at programme level (output payments) and increased cost-efficiency.</p>	<p>1), 2), 3), completed 4)postponed</p>
<p>EB.2017.08, adopted intersessionally on 25/06/2021</p> <p>French</p>	<p>Regional– CPIC Conservation Finance Initiative – PRODOC review</p>	<p>1) Review and approve verification modalities for the disbursement conditions for the second tranche of funding for the IUCN’s regional programme. 2) Work together with IUCN to ensure alignment with CAFI’s Terms of Reference. 3) Provide the CAFI EB with an assessment of information requested under point 6 in the Decision, so that the EB can re-evaluate the relevance of the project according to CAFI’s Terms of Reference.</p>	<p>Completed</p>
<p>EB.2021.09, adopted @EB 18, virtual 25/06/2021</p> <p>French</p>	<p>Equatorial Guinea - Call for Eol</p>	<p>Gather final recommendations from the Government of Equatorial Guinea, circle back to the EB and when a final consensus is reached, launch the call for Expression of Interest at the nearest possible time to identify a capable implementing agency to support the policy dialogue between CAFI and the government of Equatorial Guinea and conduct studies to identify preliminary data and the most suitable relevant opportunities in the land use and forestry sector for a potential future collaboration partnership</p>	<p>Completed</p>
<p>EB.2021.10, adopted @EB 18, virtual 25/06/2021</p> <p>French</p>	<p>Republic of Congo – Coordination project</p>	<p>1) Submit the project document to the MPTF-O for fund transfer. 2) Make sure that the Steering Committee of the project takes into account any recommendations from the Steering Committee of the CAFI-RoC Partnership for the development and approval of the annual workplans.</p>	<p>Completed</p>
<p>EB.2021.11, adopted @EB 18, virtual 25/06/2021</p> <p>French</p>	<p>Republic of Congo – Approval of SYNA MNV</p>	<p>1) Request changes before the signature of the Programme Document. 2) Verify the achievement of the following conditions to release the second tranche by the Multi-partner Trust Fund (MPTF) Office: i) availability of recent, transparent data and their accessibility to the public, especially to enable stakeholders to monitor and evaluate Lol objectives and impacts on a yearly basis; ii) Ensuring full databases access during the entire programme to experts recruited by CAFI and/or through the CAFI-RoC Partnership Coordination Support Programme to perform analysis deemed necessary to reach the objectives of the Letter of Intent. 3) CAFI Sec to sign the Programme document on behalf of the EB. 4) CAFI Sec take on the role as representative on the Steering Committee and the Technical Committee of the programme.</p>	<p>1) completed 2) to be done when second tranche is requested 3) completed 4) to be done when the first Steering and Technical committees are held</p>

EB.2021.12 , adopted @EB 18, virtual 25/06/2021 French	Republic of Congo – Fast start wood energy plantations & Improved Cook Stoves	1) Upon reception of the revised programme document, CAFI Sec to draft and discuss with FAO and GRET a list of requirements to be met by the programme to access the second tranches. 2) Proceed with the HACT assessment to confirm ID eligibility to access CAFI fund in accordance with CAFI revised terms of reference and manual of operation endorsed by decision EB.2021.01	Ongoing 1) When 2 nd tranche 2) Ongoing Refer to EB.2021.25 as programmes were subsequently split
EB.2021.13 , adopted @EB 18, virtual 25/06/2021 French	Innovative agriculture – first appraisal of submissions received	1) Elaboration of technical and financial proposals. 2) Proceed with the HACT assessment to confirm One Acre Fund and Farm Africa’s eligibility to access CAFI fund in accordance with CAFI revised Terms of Reference and Manual of Operations endorsed by Decision EB.2021.01. 3) Engage with CAFI country partners to confirm their interest and participation to the selected programmes before grant appraisal by the CAFI Executive Board.	Completed
EB.2021.14 , adopted Intersessionally on 21/09/2021 French	Approval of the IUCN Programme document “CPIC Conservation Finance Initiative”	1) Take on the role as representative on the Steering Committee of the programme. 2) Participate in the Experts Board. 3) Sign the programme document on behalf of the EB.	Completed
EB.2021.15 , adopted Intersessionally on 21/10/2021 French	Gabon – Approval of CAFI 2 implementing agency transfer	Requests TNC and Gabon to develop and present a program proposal by November 30	Completed
EB.2021.16 , adopted @ EB 19, virtual 21/10/2021 French	Capacity of the CAFI Secretariat	Requests the MPTF-O to propose a plan to increase the capacity of the CAFI Secretariat and to present it at the next EB meeting in November 2021	Completed
EB.2021.17 , adopted Intersessionally on 21/10/2021 French	DRC Funding allocation	Share the decision with the FONAREDD Technical Committee as well as with the Implementing Agencies and national counterparts in charge of the programmes listed in the FONAREDD funding request.	Completed
EB.2021.18 , adopted Intersessionally on 02/11/2021 French	DRC Letter of Intent (with annex)	None	N/A
EB.2021.19 , adopted Intersessionally on 06/11/2021	Gabon LOI 3 rd addendum	None	N/A

French			
EB.2021.20 , adopted Intersessionally on 16/11/2021 French	RoC - Approval of PROREP (wood energy)	1) Requested modifications before signing the programme document. 2) Organizing the independent review of the programme document. 3) CAFI Sec as representative on the Steering Committee of the programme. 4) Signature of the prodoc	Completed
EB.2021.21 , adopted Intersessionally on 16/11/2021 French	Roc – Restricted AMI for civil society	Publish a second Call for Expression of Interest for the implementation of the programme, restricted to agencies that have expressed their interest in CEI 2020/01/CONGO, to support civil society engagement, so that they are able to revise their initial proposal in consideration of the guidance developed in the programme’s revised Terms of Reference.	Completed
EB.2021.22 , adopted Intersessionally on 24/11/2021 French	Approval of IUCN Access to the CAFI Trust Fund	1) Requests IUCN to share with the documentation requested by the Green Climate Fund and Global Environment Facility accreditation decision	Ongoing
EB.21)021.23 , adopted @EB 19, virtual 24/11/2021 French	CAFI Chair	None	N/A
EB.2021.24 , adopted @EB 19, virtual 24/11/2021 French	Innovative agriculture: Approval of preparatory grants to One Acre Fund and Farm Africa	Address EB’s comments in a revised version of the programme document before it is submitted to the MPTF-O for fund transfer. Develop an assurance plan that integrates recommendations for the HACT assessment. Sign the programme document on behalf of the EB.	Completed
EB.2021.25 , adopted @EB 19, virtual 24/11/2021 French	Republic of Congo: approval of Lituka programme on improved cookstoves	1) Conduct an assessment of socioenvironmental safeguards in accordance with the CAFI Operations Manual and to prepare an assurance plan to incorporate recommendations from the safeguards assessment and the HACT (Harmonized Approach to Cash Transfers) assessment. 2) CAFI Sec to take on the role as representative on the Steering Committee of the programme. 3) CAFI Sec sign the programme document on behalf of the EB.	1) ongoing 2) when first steering committee is planned 3) not until 1 is completed
EB.2021.26 , adopted @EB 19, virtual 24/11/2021 French	Assessment of cost-efficiency and effectiveness of CAFI funded programmes	1) Develop terms of references for conducting a review of expenditures in CAFI programmes. 2) Present the Terms of references for approval to the Executive Board, for adoption before the end of the year.	Ongoing 1): completed 2): awaiting final feedback to present decision to the EB
EB.2021.27 , adopted @EB 19, virtual	Gabon – Approval of TNC	1) Asks TNC to communicate progress made on four recommendations presented in the 2018 HACT assessment, and address any outstanding issues	1) ongoing 2) not until funds are transferred

24/11/2021 French	access to the CAFI Fund	2)Requests TNC to recruit a specialist to monitor and report on the implementation of the respect of TNC’s socio-environmental safeguards for all projects supported by CAFI in Gabon.	
EB.2021.28 , adopted @EB 19, virtual 24/11/2021 French	Gabon – TNC PRODOC	1) Submit it to the MPTF-O for fund transfer of 4,473,391,80 USD to cover provisional budgets for the first 2 years of implementation, as per the programme’s work plan. 2) Sign the programme document on behalf of the Executive Board.	Completed
EB.2021.29 , adopted Intersessionally on 26/11/2021 French	Eol Innovative agriculture: 2 nd appraisal and request to go forward for 3 Eols	1) Proceed with the HACT assessment to confirm implementing organizations’ eligibility to access CAFI fund in accordance with CAFI revised ToR and manual of operation endorsed by the decision EB.2021.01. 2) Engage CAFI country partners to confirm their interest and participation to the selected programmes before grant appraisal by the CAFI Executive Board.	Completed
EB.2021.30 , adopted Intersessionally on 17/12/2021 French	Adoption of revised Trust Fund Terms of Reference and Manual of Operations	1) Ensure that the language in the assessment tool is clear on the evidence-base to be submitted to CAFI and subject to the evaluation (policies, guidance, templates, reports etc.). 2) Include in the assessment some objectivity in selecting case study documents for review, including considering interviews to complement document review, to produce a more robust pool of information in the accreditation process. 3) Present to the EB for non-objection a template for the final product, to ensure agreement on contents and that it is actionable for the EB when making a decision about accreditation. 4) Invite the EB to review the accreditation process after 12 months, in order to adjust if necessary.	Ongoing 1), 2) and 3): completed 4): for action at the end of 2022
EB.2021.31 , adopted Intersessionally on 21/12/2021 French	CAFI Secretariat	None	N/A

4.2 Improving rules and processes

The Manual of Operations and revised Terms of reference of the Fund were adopted in January 2021 and further revised in December. Major changes were therefore piloted in 2021 – such as opening access to the CAFI Fund to new non-governmental organizations and new requirements for programme development and reporting.

These changes also included processes to enhance transparency and accountability of CAFI’s operations. These included transitioning the CAFI Secretariat to the Multi-Partner Trust Fund Office of UNDP, systematizing dialogues with international non-governmental organizations, operationalizing the Fund complaints mechanism, ensuring the systematic declaration of conflicts of interests and clarifying the information disclosure policy.

4.3 Gender assessment of the CAFI portfolio

Women play a central role in the sectors covered by CAFI and are, as such, important drivers for change. Neglecting gender perspectives causes a risk that programme activities have a negative effect on the livelihoods and empowerment of women and other marginalized groups.

In 2021, CAFI worked to operationalize the 2020 updated Trust Fund's Terms of Reference and its stronger emphasis on gender mainstreaming, by providing better guidance on how to implement gender considerations into the programming cycle. In 2020, the programme document and reporting templates were updated to include new requirements on agencies to demonstrate their willingness to actively include women and vulnerable groups in their programming. The priority in 2021 was to finalize a gender strategy/action plan template that agencies could use to prepare, plan, implement and monitor their gender mainstreaming. In DRC, two thematic meetings on gender were organised in April and December by the FONAREDD Secretariat all partner agencies and the CAFI Secretariat, to introduce the gender strategy template and engage in an open dialogue on challenges and best practice.⁷²

Gender responsiveness means that women and other marginalized groups such as youth, indigenous, or disabled people can benefit from forest-related programme investments that impact their lives and the forests. Therefore, a "gender responsive" programme is a programme that

- includes gender issues in its design, including accounts of how women, men and marginalized groups will be affected differently by programme activities
- has budgeted gender sensitive activities and mobilized gender expertise
- ensure and reports on the participation of women, men and marginalized groups in programme activities and decision-making.

Based on the UN-REDD Programme gender marker methodology, the gender responsiveness analysis of the CAFI portfolio was carried out for the 4th consecutive year. It assesses whether gender considerations have been applied to 4 programme stages, corresponding to 4 criteria :

- gender analysis in the programme document context
- implementation of activities
- monitoring and evaluation
- allocation of budget

Using the same methodology as previous assessments, programmes were assessed as either gender blind (GEN 0; 0 criteria met), gender sensitive (GEN 1: 1 to 3 criteria met, with ¾ criteria labelled as "highly sensitive") or gender responsive (GEN 2; 4 criteria met).

CAFI's 2021 gender objectives

Through Executive Board Decision [EB.2021.07](#), adopted during the 18th Executive Board meeting on 25 June 2021, CAFI further raised its ambitions on gender compared to 2020, with new 2021 targets as follows :

- at least 40 % of active programs are gender-responsive (4 out of 4 criteria)
- at least another 20% of active programs are highly gender-sensitive (3 out of 4 criteria)

⁷² More information is available in FONAREDD's 2021 annual report.

Results

The 2021 gender assessment shows that, out of 22 assessed programmes:

- No program was classified as GEN 0 - gender blind - with 0 criteria met.
- 16 programs were classified as GEN 1 - gender sensitive – 73 % (compared to 18 programs or 75% in 2020) with;
 - 2 programs – or 9% - with 1 criterion met
 - 6 programs – or 27% - with 2 criteria met
 - 8 programs – or 37% - with 3 criteria met
- 6 programs – 27 %- were classified as GEN 2 - gender responsive - with 4 criteria met

	2019 (18 programmes assessed)		2020 (24 programmes assessed)		2021 (22 programmes assessed) ⁷³	
	Target	Result	Target	Result	Target	Result
Percentage of CAFI-funded programmes that are gender responsive (4/4 criteria)	At least 15%	17%	30%	25% ⁷⁴	30%	27%
Percentage of highly gender sensitive programmes (3/4 criteria)	Not set	11%	20%	38%	40%	37%
Percentage of gender blind programmes	0%	5% (1 programme)	0%	0%	0%	0%

⁷³ The number in parenthesis indicate the assessment including closed programmes

⁷⁴ In the DRC: PIREDD Sud-Ubangi (with JICA), PIREDD Equateur (with FAO), Civil Society (with UNDP), Family planning (with UNOPS); the Equatorial Guinea Preparatory Grant (with FAO); the Republic of Congo GCF preparatory grant (with FAO)

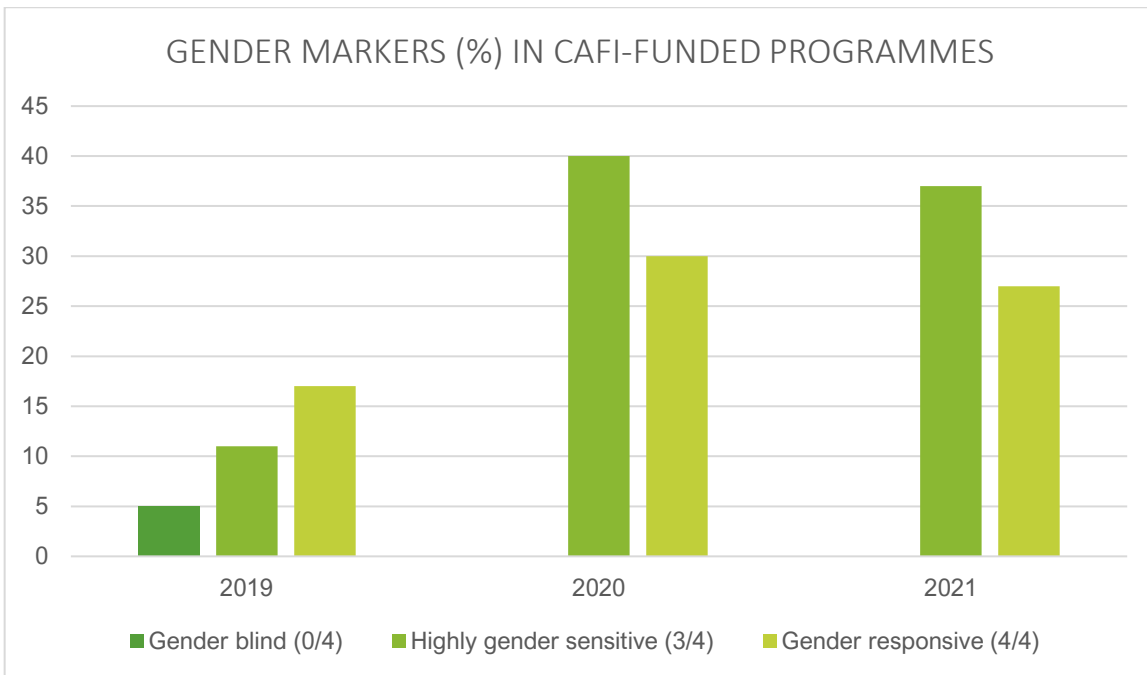


Figure 26: evolution of gender markers over time in active CAFI programmes (%)

Detailed Gender Analysis⁷⁵

Six top scoring, gender responsive programs

Six programs were assessed as Gender responsive : three of which obtained the same score as in 2020: PIREDD Equateur, PIREDD Mai-Ndombe, and the PROMIS Program, and three programs were added to this category, namely PIREDD Sud-Ubangi, PIREDD Maniema and PIREDD Mongala.

- **PIREDD Equateur** has put in place, with the support of the SE FONAREDD, a monitoring matrix between the FAO and WWF implementing partners on the gender aspect and strengthened the program's gender expertise. In order to improve the work on gender, a brainstorming session on gender mainstreaming was held in April 2021. The production of a consolidated gender strategy for all program activities is planned with a dedicated budget.
- **The DRC PROMIS-Family planning program** has produced a gender strategy to better involve men in family planning awareness activities. The strategy includes a detailed analysis of gender aspects with an impact on program implementation. Targets related to strengthening the supply of family planning and modern contraceptive methods, as well as behavior change, among others, are specific to men, women and youth.
- **The DRC PIREDD Mai-Ndombe** has conducted a gender analysis and all indicators related to beneficiaries are disaggregated by sex. Almost all activities planned in the action plan to fight against gender-based violence (GBV) have been carried out with a budget of 95,000 USD. These activities include a GBV risk analysis, the production of a code of conduct against GBV and a mapping of GBV service providers. In addition, a gender action plan is foreseen. The program also ensures the participation of women in governance structures, such as the CARGs.
- **The DRC PIREDD South-Ubangi** has a 30% participation of women in the Local Development Committees (LDC) and all results indicators are disaggregated by sex. Having concluded in June 2021, the final program report describes the efforts that have been made to include women, indigenous peoples (IPs) and youth in local

⁷⁵ See Annex V for more details on criteria met per program.

governance structures, as well as in technical consultations. The program's social impact is also described with a specific focus on youth, women and IPs.

- **The DRC PIREDD Maniema** has budgeted for training on gender equality with 132 local actors to strengthen women's participation in local governance, as well as conducted a study on women's involvement in decision-making processes in the riparian zones of national parks. This study enabled the program to develop a strategy for integrating gender issues at all levels of decision-making, to improve women's roles and responsibilities in local institutions. The program also supports women's organizations and ensures that the proportion of its female staff continues to increase (currently at 43.3%). The program seeks to recruit women consultants (e.g. for surveys, as facilitators, as local cartographers, etc.) and equal pay is ensured. In terms of monitoring, PIREDD Maniema has established a system for collecting sex-disaggregated data in project activities. Of the 439 program beneficiaries, 148 are women. The program has involved IPs in the preparation of activities and plans to provide local grants to indigenous peoples' non-governmental organizations in 2022. Awareness-raising activities on environmental protection for young people in schools of Kindu is also being carried out.
- **The DRC PIREDD Mongala** presented elements of a programmatic context analysis with a focus on gender. In addition, it trained women in agricultural practices and family planning (FP), as well as organized an awareness raising event on the participation of women in program activities. As for the governance of the program, two provincial ministries in charge of gender and FP were included as members of the Technical Committee and 21% of participants of the Local Development Committees (LDCs) supported by the program are women. The annual report indicates that it is difficult to give a specific budget amount related to gender, because the gender theme is transversal to the project and is reflected in many of the activities implemented. The activities in question accumulate a budget of approximately 43,000 USD. However, the program has included a budget to conduct a socio-anthropological and socio-economic study on indigenous peoples in Bongandanga, in order to support the provincial authorities in establishing a specific action plan for indigenous peoples.

Gender sensitive programs

8 programs are considered highly gender-sensitive (three out of four criteria): PIREDD Kwilu, and PIREDD Orientale, as well as the Civil Society Support program, the Energy program, the Indigenous Peoples' program, the Executive Secretariat program, the Savanna program, and the Republic of Congo SYNA/MNV program. These programs include gender in their program analysis, target women and vulnerable groups in at least some program activities and disaggregates reporting at least partially by gender:

- **The DRC PIREDD Kwilu** program takes women's role on the issue of land conversion into account. The program organized an event with experts in March 2021 on the role of women and gender in land use planning and agriculture in the Kwilu Province, considering the International Women's Day. Beneficiaries of village agroforestry activities are disaggregated by sex; 39% of planting was done by women, and 54% of agroforestry household beneficiaries were run by women. The program indicated that a gender action plan will be developed.
- **The DRC PIREDD Orientale** plans to work with REPALEF to update the Indigenous Peoples Development Plan and identify specific projects for support. In addition, a coordination meeting was organized with the IPs program to amplify and harmonize support to this marginalized group. All beneficiaries of agricultural activities are disaggregated by gender, youth and IPs, and some disaggregated targets exist. The 2021 annual report indicates that both women and men participated in program activities, but it does not describe how this is ensured. As for the 1,182 members of the program's consultative platforms, 729 are men, 187 are women (12%), 247 are youth (20%) and 19 are indigenous peoples (1%).
- **The DRC Civil Society Support program** has provided training to civil society members to raise awareness of gender-related challenges and the important role of women in addressing agriculture and climate change

challenges. In its annual report, the program notes that a gender action plan is under way. Women's participation in the program's governance structures ranges from 24-33%. In addition, the program has produced six policy briefs on gender mainstreaming, including on land reform and reform processes in the Equateur Province, gender mainstreaming in the national land policy and forestry law, biodiversity conservation and the programming framework of the new Letter of Intent between DRC and CAFI.

- **The DRC Energy program** has consulted women when preparing and supporting the national energy reform process, as well as trained women in clean energy. Program indicators are only partially disaggregated by gender.
- **The DRC Indigenous Peoples program** puts a strong emphasis on the inclusion of marginalized groups in program activities. Indigenous Peoples naturally play an important role in the governance of the project, with representation both in the program Steering Committee and in the Local Monitoring Committees. Women are represented at 30% in the Local Development Committees (CLDs) and CPN. At least 4,750 adults from PA and COLO attend literacy classes, 70% of whom are women.
- **The DRC FONAREDD Secretariat program** has in 2021 finalized a summary note of gender mainstreaming issues related to the REDD+ pillars, a gender guidance note for the FONAREDD Secretariat, as well as a guidance note for implementing Agencies (with more refined criteria for scoring GEN-1 or GEN2 in the gender marker system). These documents emphasize the value the FONAREDD Secretariat places on women's equal participation, capacity building, and coordination with state institutions. The Secretariat also conducted several workshops during field missions to sensitize program managers on the gender aspect. In addition, two gender thematic exchanges were organized, in April and December, with all agency gender focal points to discuss challenges and present the gender action plan template. All CAFI/FONAREDD funded program reports are analyzed from a gender perspective and the Secretariat has a gender focal point.
- **The DRC Savanahs program** is still in the start-up stage, but the program document includes a gender analysis of the role that women play in savannah agriculture, the associated risks and the actions planned to address them. The program has also planned to carry out a socio-economic study to address gender aspects, which will be the basis for a gender action plan that will be put in place during the first year of program activities. Some indicators in the results framework are disaggregated by sex and age group. As for evaluation, an analysis of the program's performance on gender mainstreaming, as well as the results obtained in this regards, will be conducted.
- **The Republic of Congo SYNA/MNV program** emphasises in its program document FAO's strong commitment to gender integration, guided by the [FAO Policy on Gender Equality](#) and the [UN System-wide Action Plan on Gender Equality and the Empowerment of Women](#). The program document further includes a program specific gender action plan as well as a control list for gender sensitive workshops developed by the UN-REDD program and links to FAO's policies for complaints related to sexual exploitation, abuse and harassment. As the program has not been launched, it has not yet been able to report the implementation of any gender measures, but the gender action plan includes clear indicators and objectives for implementation of the gender dimension. There are no budget posts specific to gender in the program budget; however, the program team will include a gender expert.

Except for PIREDD Kwilu and the Savanah Program, the remaining gender-sensitive programs do not present budget lines specifically dedicated to gender mainstreaming, which makes gender-based financial reporting a challenging exercise. PIREDD Kwilu's budget refers to the organization of an International Women's Day celebration. The Savanna program has budgeted for the establishment and implementation of a gender action plan.

6 programs fulfilled two out of four criteria: the Sustainable Agriculture Management program (GDA), the Land Reform Support program (PARF), the Land Use Support program (AT), the Gabon LUP and Monitoring program (CAFI-1), the Republic of Congo Coordination support program, and the Republic of Congo PROREP program. These programs had a focus on including women in some of their activities and monitored (or planned to monitor) their participation:

- **The DRC Sustainable Management of Agriculture Program**, which met one criterion in 2020, met two criteria in 2021 by demonstrating that the results of the analysis produced on major agricultural issues and opportunities, including the challenges related to gender integration, were reflected in the draft sustainable national agricultural policy. This diagnosis was shared with the SE FONAREDD.
- **The DRC Land Reform Support Program** does not have a specific budget line for gender mainstreaming. Thus, the implementation of activities planned for 2020 and then 2021 have not taken place. The program document does, however, present elements of a contextual gender analysis. On implementation, the annual report indicates that the program has held regular consultations with civil society through indigenous peoples' (IP) organizations (REPALEF), women's rights organizations, and youth organizations, but no quantitative data is given. Gender training was organized for all program partners in 2020, but no gender activities related to women, youth, or IPs were reported in 2021.
- **The DRC Land Use Planning Program** 's annual report does not provide any information on the gender aspect. However, the program provided support to the AT policy and law so that these public documents would be more gender sensitive. More specifically, the policy and law highlight the importance of women's participation and of giving women access to basic services, as well as constraints related to the lack of consideration of gender issues in other national policies.
- **The Gabon LUP and Monitoring Program (CAFI-1)** document does not include any analysis or a designated section on the integration of gender, but the risks and mitigation measures pertaining to social and environmental management emphasises that indigenous peoples and local communities will be actively involved in the programs' cartography activity and in stakeholder consultations. It also states that civil society (including women and youth) will be actively involved in consultations and independent observation of various processes to ensure that rural land use patterns are well understood and integrated into land use planning analysis. However, the annual report still refers to this element as activities that will be carried out in the future. The program budget does not include any posts pertaining specifically to gender, indigenous groups or youths.
- **The Republic of Congo Coordination Support Program** makes reference to UNDP's "[Gender mainstreaming made easy: handbook for programme staff](#)", noting that the handbook will provide the tools to conduct an analysis of gaps and needs with regards to gender, including IPs and vulnerable individuals, and implemented through a Stakeholder Analysis Matrix during the first program phase. The objective is to guide the effective participation of all stakeholders in the governance and implementation of the CAFI-RoC LOI. Furthermore, the program document states that UN Women's "[Gender mainstreaming: a global strategy for achieving gender equality & the empowerment of women and girls](#)" will be followed, to the extent possible. However, no program-specific analysis is provided. The program had not yet launched in 2021, but the annual report states that the gender principles established will be rigorously applied.
- **The Republic of Congo PROREP (Fuelwood plantations) program** has developed a program specific [gender analysis](#). As the program has not yet been launched, no gender measures have been implemented to date. The program document states that sex-disaggregated data will be collected whenever relevant, especially on the activities related to the objectives of the program's gender action plan and for which verifiable sources for monitoring will be available in the selected project sites. Gender-specific and -sensitive indicators will be integrated into the gender action plan.

Two programs fulfilled one out of two criteria: The National Forest Monitoring Programme (NFMS) and the Gabon agriculture and national parks programs (CAFI-2). They were given a low score due to a lack of essential mentions of gender (women, vulnerable peoples, indigenous peoples, youth) in the annual reports, and only vague references to gender in the program document regarding the planning of program activities:

- **The DRC National Forest Monitoring Programme** met the monitoring and evaluation criterion as there was an effort to ensure that women participated in the monitoring of activities.

- **The Gabon Agriculture and National Parks program**, launched in July 2020, fulfilled one criterion as the program document section on risks and mitigation measures pertaining to social and environmental management states that indigenous peoples and local communities will participate actively in the program and that an FPIC process is foreseen. However, neither the program document nor budget referred to women or gender. The program's 2021 annual report states that the program has contributed to the gender dimension primarily through the recruited work force, but no further details are provided on the share of women amongst recruited staff nor on the strategy applied to the recruitment. It would be preferable if the implementing organisation provides additional information to demonstrate such efforts in the future.

General observations

- Most programs did not change their score from the 2020 to the 2021 reporting cycle, **but PIREDD Mai Ndombe, PIREDD Maniema and PIREDD Mongala (from three to four criteria fulfilled) and are now among the gender responsive programs**. The GDA program now fulfills two instead of one criterion. The civil society program transitioned from being assessed as gender responsive in 2020 to meeting three out of four criteria in 2021, due to weak implementation of planned gender-focused activities.
- These few overall changes to the gender marker could be a testimony of the difficulty of imposing stronger focus on gender mainstreaming after program approval and after main targets and activities have been identified in the programs' results framework. Several of CAFI's implementing organizations have underlined this as a main challenge with integrating gender issues into the programming.
- **Significant advances were made in developing program gender action plans**. Ten programs have either developed, are in the process of developing, or are planning to develop once the program have launched, a gender action plan to guide the integration of gender issues into the program cycle.

Ways forward

Recommendation to the CAFI Executive Board

- Given the difficulty of imposing a target on gender mainstreaming on existing programs, the CAFI Executive Board could **consider a decision highlighting that to be approved programmes will need to demonstrate their potential to be gender responsive programs**. This would increase CAFI's prospect of funding a gender responsive program portfolio.

Recommendation to implementing agencies

- To counter the lack of a contextual program gender analysis integrated into the program document prior to the launch of activities, it would be important **to further develop and put into practice the gender action plans**, according to implementing organizations's rules and procedures on gender, in line with guidance templates prepared by the Secretariats, to better include women and marginalized groups in program activities.
- Increase efforts on reporting towards gender-disaggregated indicators, and in particular insuring that number of beneficiaries are disaggregated by gender. **In addition, participation rates in activities and decision-making should be complemented by a narrative on the value of women's and vulnerable groups' participation and how the integration of these groups into program activities influenced results.**
- Implementing organizations could **consider including a women's organization as a member of each program Steering Committee**, to promote women's empowerment and strengthen their participation in decision-making.

The CAFI Secretariat will, with the FONAREDD Secretariat, organize meetings with implementing agencies on gender to support the work on developing the program gender action plans, and continue to monitor and follow up on the operationalization of the gender action plans to ensure that objectives can be reached within given timeframes.

4.5 Safeguards

The CAFI terms of reference stipulate that *“It is expected that all recipient organizations will provide information on how CAFI-supported activities are addressing and respecting the social and environmental safeguards outlined in Annex 4 as part of the CAFI requirements for Monitoring and Reporting. While taking into account national context, the reports should include information on each of the key issues associated with the safeguards”*

An analysis of safeguards tools was performed to examine the existence of the following tools :

- 1) Preliminary social and environmental screening
- 2) Social and environmental impact assessment
- 3) Complaints mechanism (programme-specific or using the FONAREDD’s)
- 4) Environmental and social management plan
- 5) Strategic environmental study of a new policy or law
- 6) Other relevant tools

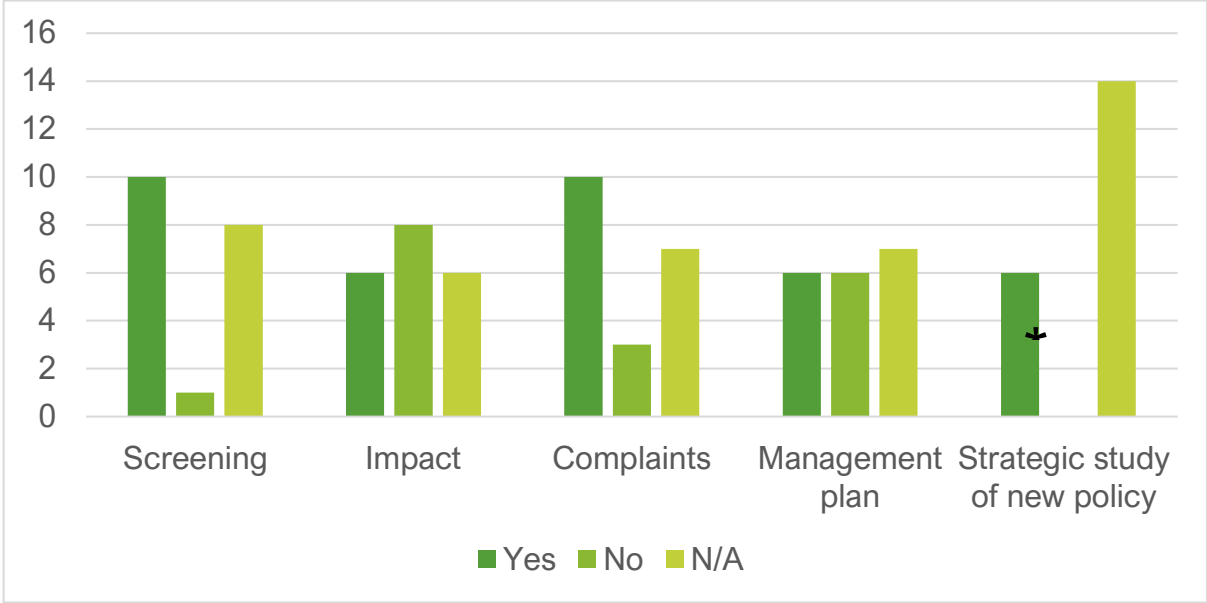


Figure 27: Existence of safeguards tools across CAFI-funded programmes

While not all programmes are expected to develop all tools (eg a strategic study of a new policy), the analysis of figure 26 (detailed in Annex III) shows that screening was completed by the majority of the analyzed programs resulting in differentiated approaches to managing socio-environmental risk management.

5 Shaping the global narrative: global events and communications

5.1 A new web site

In early 2021, the CAFI Secretariat developed and launched a new website (same address - www.cafi.org), increasing transparency and access to country and programme information and the CAFI portfolio. The web site keeps the features of the previous one, but allows easier navigation, a fresher design and additional features including

- 28 new pages with background and results for each CAFI-funded programme in both languages, hence providing easy access to CAFI’s investments and results.
- Eight thematic pages, corresponding to CAFI’s outcomes, developed and updated with results.
- Graphs added to showcase commitments per countries and sector
- Fifteen news articles were published on the web site in two languages, surpassing the objective of 12 articles per year.

Twitter presence

The CAFI Secretariat reached its objectives of 2000 followers on Twitter by 31 December 2021.

Data	2017 (April to Dec)	2018	2019	2020	2021 ⁷⁶
Number of followers	285	588	1022	1373	2004
Total tweet impressions	147,122	205,800	187,000	121,000	204,600

After a dip in 2020, tweet impressions grew back to their 2018 levels.

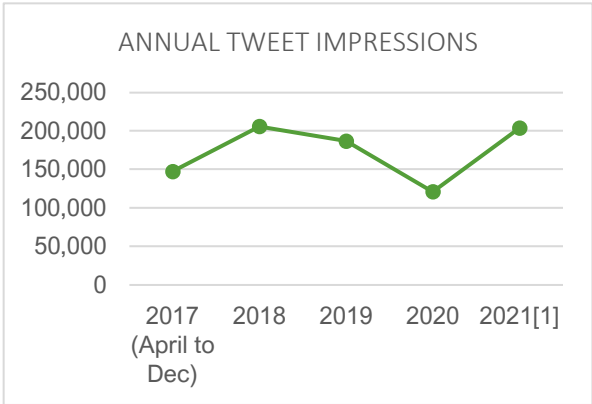


Figure 28: Tweet impressions for @CAFISecretariat on Twitter

5.2 Media engagement

The CAFI Secretariat provided background information to journalists¹³, upon request, on CAFI’s activities with its partner countries, enhancing the overall narrative and accuracy of CAFI’s actions and approach, particularly on the occasion of the Gabon announcement (June) and before and after the conclusion of the new partnership with the DRC (October-November), due to increased attention and media presence by International NGOs. These conversations are useful to convey CAFI’s approach and have - at times - served to balance opposite views in the global discourse.

⁷⁶ All dates as of 31 December

The CAFI Secretariat organized media engagement about the first results-based payment transferred to Gabon, that was largely relayed in the national and international press ¹⁴. This announcement was doubled with a public Zoom online with the Gabon's Minister of Forests, Water and the Environment in June 2021.

While media outreach was organized to publicize the signing of the Joint Declaration on the 2nd Letter of Intent between CAFI and the DRC in November, this did not generate significant international media coverage. The DRC announcement was largely overshadowed by larger Congo Basin and Forests announcements made on the same day at COP-26, and did not benefit from a press conference at COP-26, as the event was held as a closed-door signature between the UK for CAFI and the DRC. Coverage in regional media was however satisfying.

Looking ahead, CAFI Secretariat staffing will increase to develop key content and increase transparency, communications on country and programme information and the CAFI portfolio as a whole.

6. Country details

6.1 DRC ⁷⁷

DRC has the longest running partnership with CAFI, initiated in 2016 and renewed in 2021 with the endorsement of a second Letter of Intent.

Although two feasibility studies were approved with direct access to the CAFI Fund in 2021, all programmes that received a fund transfer by 31 December 2021 were under the National REDD+ Fund. Cumulatively, the CAFI has disbursed 171.2 M USD to the FONAREDD by 31 December 2021. This figure remained the same as in 2020 as the 2nd Letter of Intent was signed in November 2021.

Main achievements are described for DRC (political commitment and results per outcome), in section 3 above.

6.1.1. Overview of the DRC portfolio

The DRC portfolio comprises

- 8 running rural development programmes (7 PIREDD and the Savanahs & degraded forest programme)
- The National Forest monitoring programme that closed in 2021
- The FONAREDD Secretariat

They are presented in Figure 6 above and share of fund transferred per agency in Figure 29 below. In total, since 2016 :

- Approved funding for programmes totaled 249.9 M US\$
- 171.2 M were transferred to the FONAREDD
- 162.1 M were transferred to implementing organizations
- Total expenditures of programmes reached 113.2M, i.e. 70% of transferred amounts and 45% of approved amounts.

⁷⁷ The FONAREDD 202 Annual report prepared by the FONAREDD Secretariat and received on 30 May is the basis for this section.

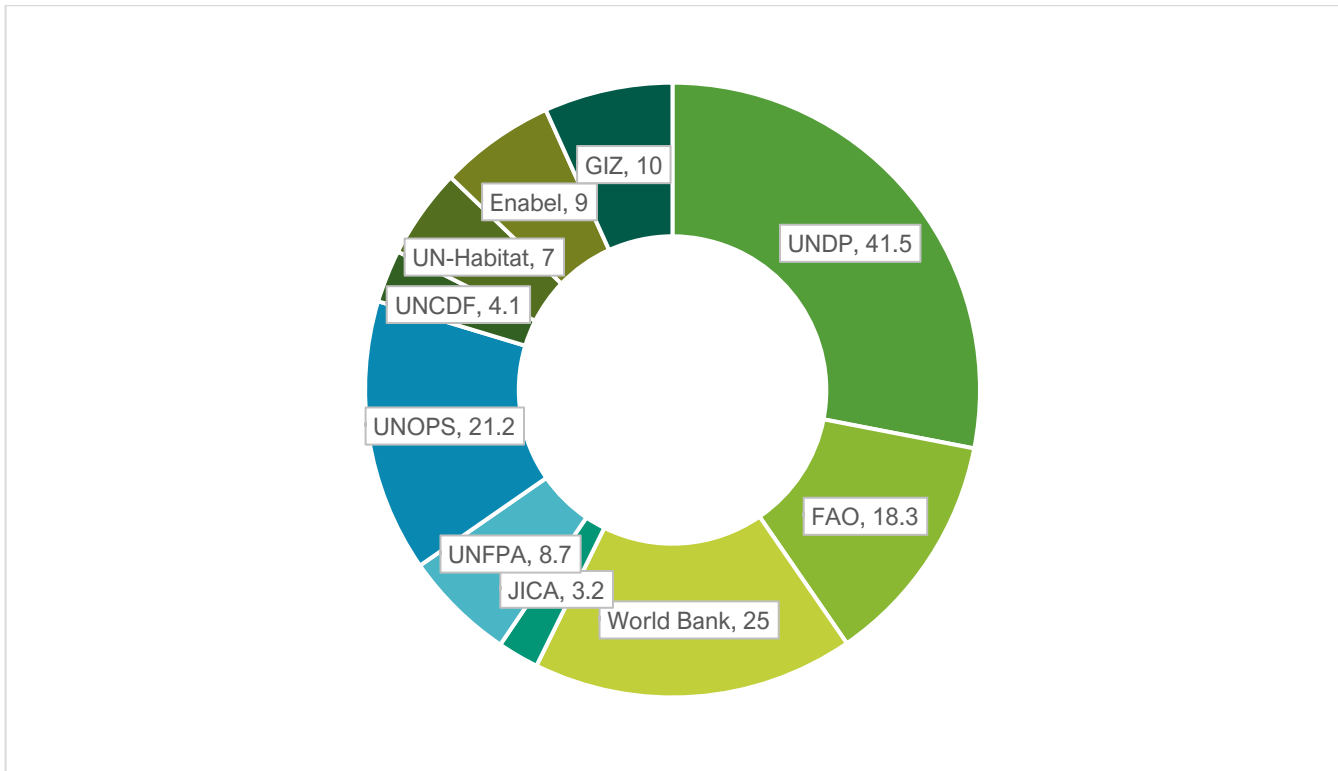


Figure 29: Funds transferred (in M US \$) per implementing organization in the DRC as of 31 December 2021

6.1.2 Assessing programme results delivery

Programme performance was assessed in a table (Figure 30) below that puts in perspective

- achieved results, quantitatively and against targets when possible
- how long the programme has been running (funds transfer)
- its financial delivery performance – indicating how much funding has been spent to achieve these results and comparing it to approved amounts and transferred amounts.

The table below does not, however, capture softer, non-numerical aspects, such as the sustainability and inclusiveness of a programme, social and environmental safeguards put in place, its gender aspects, how it seeks to ensure ownership at various levels of governance, nor its transparency or adaptive management efforts. Mid term evaluations, when they have been performed, are listed.

Efforts are underway to establish clear guidelines to report objectively and neutrally on these, based on defined criteria⁷⁸, guiding questions and by mobilizing expertise, that will allow a more completed analysis of programme performance. These guidelines will be part of the Monitoring, evaluation and learning guidelines under development.

⁷⁸ Primary criteria : 1) effectiveness and 2) efficiency ; secondary criteria : 3) Gouvernance, 4) Participation 5) Gender 6) Monitoring and Evaluation ; Criteria to be evaluated only at mid-term and end of programme : 7) Relevance 8) Sustainability

Programme	Main quantitative results and targets as of 31 December 2021	Budget approved, transferred and spent by 31 Dec 2021
Sectoral programmes		
Programme for the sustainable consumption and substitution of wood energy (Energy programme) <small>79</small> Implemented by UNCDF and UNDP	<p>12 contracts for 1.2 M US\$ for Improved cookstoves will amount to dissemination to 99,300 households, bringing the programme closer to its 500,000 target and usage of 10% in Kinshasa households. 29,301 cookstoves have been sold to date.</p> <p>These contracts will also help produce and sale 3000 LPG kits, 3500 LPG cooking stoves and 1425 tons of LPG (against a 15,000 tons per year target and 250,000 households using LPG.</p> <p>264 direct partial and fulltime (104) jobs created Kinshasa, Lubumbashi, Goma, and Bukavu (125,7 % of target of creating 210 direct jobs)</p> <p>- Clean Cooking Challenge and Incubation Fund: 650 000 USD mobilized from the Least Development Investment Platform, 500 000 USD mobilized from ALTECH, 20 000 USD from SIMA and BRISOL. This represents 3.9% of the 30 M US\$ target to support deployment of LPG by microfinance programs)</p> <p>Additional targets for which full results are not yet reported but progress is being made</p> <p>- Development of an Energy policy with a strong wood-energy component (draft available)</p> <p>- Equip 4,000 households with micro-hydroelectricity – progress : feasibility studies conducted.</p>	<p>7 M approved</p> <p>4,17 M transferred on 29 November 2019</p> <p>2,5 M USD spent : 59 % of transferred amount and 59,72 % of approved budget</p>
PROMIS -Scaling up family planning Implemented by UNOPS + UNFPA with INGO consortium <small>80</small>	<p>-2 533 106 couple year protection (CYP) (52 % of the revised target of 4 875 355 ³</p> <p>Modern contraceptive prevalence rate rose from 26% to 27,3 % in Kinshasa and from 20 to 26.3% in Kongo Central from 2020 to 2021.,the target being a 1.5% annual increase in target provinces²</p> <p>- 90% of health facilities in target provinces offered at least three different contraceptive methods and at least one long-acting method in 2021 (112,5 % of the 80% target)</p>	<p>33 M approved</p> <p>30 M transferred on 6 December 2019</p> <p>23.4 M spent (78% of transferred amount and 70,9 % of approved budget)</p>

⁷⁹ Supporting documentation : [2021 Annual report](#) ; FONAREDD semes9 trial publication [number 4](#) and [number 6](#) ; [COPIL results report](#) from 4 February 2022

⁸⁰ [2021 annual report](#) and [Independent evaluation](#) (2021)

<p>National Forest Monitoring system</p> <p>Implemented by FAO</p> <p>Final report</p>	<p>Annual hectares of disturbances 2000-2018</p> <p>National Forest Inventory 85% completed</p> <p>Terra Congo website operational</p> <p>FREL submitted to the UNFCCC</p>	<p>10 M approved</p> <p>10 M transferred on 22 December 2016</p> <p>9.99 M spent (99.9% of approved and transferred amounts)</p>
<p>Land Tenure programme</p> <p>Implemented by UN-Habitat</p> <p>2021 Annual report</p>	<p>Functional operations of the Commission for land tenure reform</p> <p>Land tenure policy document adopted in 2021</p>	<p>7M approved</p> <p>7 M transferred on 25 Apr 2017</p> <p>7 M spent (100% of approved and transferred amounts)</p>
<p>Land use planning programme</p> <p>Implemented by UNDP</p> <p>2021 Annual report</p>	<p>Land-use planning policy adopted in 2020</p> <p>Target : develop and finalize in a participatory manner the methodological guide for zoning of village lands and territorial entities. Completion : Guide validated and tested</p> <p>Establish the “Territory Observatory of the Ministry of Land use planning” : completed</p>	<p>8M approved</p> <p>5.7 M transferred on 18 Apr 2017</p> <p>3.7 M USD spent : 65 % of transferred amount and 46 % of approved budget</p>

<p>Sustainable management of agriculture</p> <p>Implemented by FAO</p> <p>2021 Annual report</p>	<p>(i): finalization of the diagnosis of the major agricultural issues and opportunities, finalization of the orientation note of the national sustainable agricultural policy and the finalization of the draft 1 of the national sustainable agricultural policy (Target is the adoption of the policy)</p> <p>(ii) Consolidation of the regulatory texts of the Agricultural Law to support the implementation of the national sustainable agricultural policy</p> <p>(iii) Introduction and dissemination of the EX-ACT-Carbon tool to DRC managers and technicians (training manual)</p> <p>(iv) website of the Ministry of Agriculture as a dissemination platform established and is regularly updated</p> <p>(v) 5 sentinel posts for the monitoring of major deforestation events have been installed in 5 territories (Inongo, Masimanimba, Bumba, Budjala and Bomongo), equipped and the agents trained and reinforced.</p>	<p>3M approved</p> <p>3 M transferred on 29 April 2019</p> <p>1.5 M spent (50% of approved and transferred amounts)</p>
<p>Savannahs and degraded forests</p> <p>Implemented by AFD</p>	<p>Not started effectively by end 2021, but several process, recruitment and installation activities now underway</p>	<p>8M approved</p> <p>5.7 M transferred on 18 April 2017</p> <p>3.7 M USD spent : 65 % of transferred amount and 46 % of approved budget</p>
<p>Sustainable management of forests</p> <p>Implemented by AFD</p>	<p>Not yet implemented</p>	<p>12M approved</p> <p>6M transferred on 23 Jul 2020</p> <p>5,250 US\$ spent : 0.08% of transferred budget and 0.04% of approved budget</p>
<p>FONAREDD Secretariat</p> <p>2021 Annual report</p>	<ul style="list-style-type: none"> • Transparency through online database and FONAREDD web site • Monitoring missions • Participation in the steering committees of all FONAREDD-funded programmes • Establishment of framework for exchange and collaboration of program to enable all stakeholders (implementing agencies, program experts, civil society, experts from sectoral ministries, independent experts, FONAREDD/CAFI experts, experts from provincial government services) to harmonize their approaches and share their experiences. • Organization of 44 technical committees to date (9 in 2021) 	
<p>Provincial integrated programmes (PIREDD)</p>		

<p>PIREDD Mai Ndombe</p> <p>Implemented by World Bank⁸¹</p> <p>2021 annual report</p> <p>Independent evaluation</p>	<p>9741 farmers supported/ direct beneficiaries (members of CLD who receive direct support from the project as well as PES) (32,5 % of the 30,000 target)</p> <p>- 480 local development committees (CLD) supported (480 PSAT validated (80 % of 600 CLD target)</p> <p>-9 936 ha of savannah set aside for natural regeneration (33% of the 30,000 ha target)</p> <p>-2 194 ha community forestry planted (21.9% of 10,000 ha target)</p> <p>-898 ha of perennial crops planted (9% of the 10,000 ha target)</p> <p>-1 693 ha of perennial crops in savannahs planted (102.6% of 1650 ha target)</p> <p>-1 800 ha in agroforestry planted (53.7% of 3350 ha target)</p> <p>This brings the total in hectares to 16 521 ha, or 30 % of the 55,000 ha target</p>	<p>30 M approved</p> <p>20 M transferred on 18 May 2018</p> <p>18.8 M USD spent (94% of transferred amount and 62,6 % of approved amount)</p>
<p>PIREDD Sud-Ubangi</p> <p>Implemented by the World Bank ⁸²</p>	<p>54 Local Development Committees/CLD supported (54 % of the 100 target)</p> <p>11 Sustainable Development Plans developed (52,4 % of the 21 plans target)</p> <p>54 Natural Resource Management Plans developed (54 % of the 100 plans target)</p> <p>1257 ha agroforestry crops planted (62,9 % of the 2000 ha (revised) target¹)</p>	<p>7 M approved</p> <p>4 M USD transferred on 16 February 2018</p> <p>2,6 M USD spent (65 % of transferred amount & 37,1 % of approved amount)</p>

⁸¹ Supporting documentation [2021 annual report](#) (PIREDD Mai-Ndombe) ; [Independent evaluation](#) (PIREDD Mai-Ndombe)

⁸² Supporting document : [Final report](#) (18 June 2021)

<p>PIREDD Orientale</p> <p>Implemented by UNDP</p> <p>2021 Annual report</p> <p>Independent verification report</p>	<p>162 multi-stakeholder platforms have been put in place and supported to support sustainable land use management (56,6 % of the 286-platform target)</p> <p>124 territorial governance/development entities have local development plans (51,7 % of 240 entity target)</p> <p>10,334 ha food crops under sustainable agriculture methods (6,5 % of the 160 000 ha target)</p> <p>60 ha perennial crops reestablished (1% of 6000 ha target)</p> <p>1268 ha new perennial crops planted (25,4 % of 5000 ha target)</p> <p>No ha of savannas set aside for natural regeneration (of 30 000 ha target)</p> <p>No improved cookstoves distributed (of initial 12,200 target, revised down to 4000)</p> <p>-48 technical administrative services and territorial governance/development entities have strengthened their capacity (80 % of the 60-entity target)</p> <p>-175 technical administrative agents have had their capacity strengthened (59 % of 296 agent target)</p> <p>-275 000 people made aware of REDD+ activities carried out by the program (27,5 % of the 1 M people target)</p>	<p>33 M approved</p> <p>20 M transferred on 20 Nov 2017</p> <p>15 M spent (75 % of transferred amount and 45,5 % of approved amount)</p>
<p>PIREDD Kwilu</p> <p>JICA</p> <p>2021 Annual report</p>	<p>-No Territorial Development plans put in place to date (of the 30-plan target), but 120 land use plans at village level (PSAT) are being developed.</p> <p>1227 ha planted (24,5 % of 5000 ha target)</p> <p>100 villages were involved in creating community agroforestry plantations (40 % of the 250 villages target)</p> <p>122 broadcasts of one hour on natural resource management diffused (10 % of 1200-hour target)</p> <p>450 communication boards on natural resource management installed across villages (90 % of 500 board-target)</p>	<p>4 M approved</p> <p>3,17 M transferred on 20 December 2018</p> <p>1,7 M spent (53,7 % of transferred amount and 42,5 % of approved amount)</p>

<p>PIREDD Mongala</p> <p>Implemented by ENABEL</p> <p>Effective program start date: 21/03/2020</p> <p>2021 annual report</p> <p>Independent evaluation (2021)</p>	<p>60 CLD supported (120 % of 50 CLD target)</p> <p>10 land use plans (PSAT) being validated (20 % of 50 PSAT target)</p> <p>-154 ha of fruit trees planted (96 % of 160 ha target)</p> <p>-0 ha of perennial crops (of 500 ha target)</p> <p>-0 ha of reforestation (of 750 ha target)</p> <p>-0 ha of fenced area (of 20 000 ha target)</p> <p>3149 Couple Years Protection (CYP) distributed (no specific target)</p>	<p>12 M approved</p> <p>9 M transferred on 8 August 2019</p> <p>3,6 M spent (40 % of transferred amount and 30 % of approved budget)</p>
<p>PIREDD Equateur</p> <p>Implemented by FAO</p> <p>2021 Annual report</p> <p>Independent verification report</p>	<p>90 Local Development Committees put in place (46 % of the 194 LDC target)</p> <p>271 persons trained in sustainable agricultural methods (0,1 % of 27 600 household target)</p> <p>145 ha of food crops planted (4,8 % of 3000 ha target)</p> <p>470 ha of agroforestry planted for sustainable wood energy use (15,7 % of 3000 ha target)</p> <p>5268 ha savanna area set aside for protection (75 % of 7000 ha target)</p> <p>3750 improved cookstoves produced (13,9 % of the 27 000 cookstove target)</p> <p>0 ha of forest established as community forestry (of the 480 000 ha target), but 17 community files (covering 162 000 ha) are identified by the competent local administrative department and have been submitted for approval.</p>	<p>10 M approved</p> <p>6M transferred on 27 August 2019</p> <p>5,636,638 spent (93% of transferred amount and 56% of approved amount)</p>

PIREDD Maniema Implemented by GIZ 2021 Annual report	3 Local development plans put in place (30 % of the 10-plan target) 3 ha of trees planted (0,06 % of 5000 ha target) 54 ha of agroforestry managed sustainably (0,3 % of 20 000 ha target) 84 454 ha of forest areas under protection (21 % of 397 500 ha target) 439 persons had an increase in their revenues through community projects linked to green value chains (8,8 % of 5000-person target) 75 000 persons made aware of the importance of local governance (37,5 % of 200 000 persons target)	30 M approved 10 M transferred 2,1 M spent (21 % of transferred amount and 7 % of approved amount)

Figure 30 : Programme quantitative results and financial delivery

Throughout 2021, programs that had been assessed by the FONAREDD Secretariat as presenting risks of non-delivery were subject to dedicated sessions of the Technical Committee. Specific resolutions and communiqués⁸³ were adopted by the Technical Committee. For example, for the [Ex-Orientale Programme](#), the Technical Committee requested UNDP to submit semestrial workplans and corrective and acceleration measures, and mandated the FONAREDD Secretariat to conduct closer monitoring and reporting of the implementation of these workplans.

6.1.3. Performance of the Governance structures of the FONAREDD

In 2021 the Steering Committee of the FONAREDD was not held in person due to conflicting agenda, and decisions were taken by email on 29 November 2021. This Steering Committee approved:

1. The FONAREDD 2020 Annual Report
2. Second tranches of funding for
 - i) PIREDD Mai-Ndombe (\$16 million)
 - ii) Land Use Planning Support Program (\$1.6 million)
 - iii) Land Reform Support Program (\$1.19 million)
 - Civil Society Support Program (\$600,000);
 - Family Planning Scale-up Program - PROMIS (\$3 million)

Nine meetings of the DRC FONAREDD Technical Committee(were organized in 2021. Related documentation is available [here](#).

Number of Tech. Com.	Date	Subjects treated
TC36	28/01/2021	Civil Society Support Program: Recommendation to extend the duration of the program by 18 months, to approve an additional disbursement of US\$1 million and to hold quarterly meetings between the ES and the EA to monitor the PTBA
TC37	25/02/2021	PIREDD Oriental : Recommendation to initiate a restructuring of the program, propose options in terms of structural development to be carried out Technical committee schedule and follow-up on 2020 technical committee resolutions
TC38	17-19/03/2021	Progress of the PROMIS program: Progress of the GDA program: recommendations for strengthening program monitoring and performance
TC39	29/04/2021	<ol style="list-style-type: none"> i. Review of previous technical committees and planned independent evaluations, ii. Annual progress of the Equateur PIREDD and iii. Annual progress of the SNSF program

⁸³ Resolutions are not public, but communiqués are made public. See [here](#) for each programme.

TC40	27/05/2021	Points of attention of the last Technical Committee: 37 (on PIREDD Orientale), 38 (on Promis and on GDA) and 39 (on SNSF and PIREDD Equator) and their evolution
TC41	24/06/2021	Second disbursement to the GDA program Review of the PIREDD Mai-Ndombe mid-term evaluation report
TC42	29 and 30 July 2021	Review of the Mid-Term Evaluation Report of the Land Use Planning Reform Support Program Review of the mid-term evaluation report of the Civil Society Support Program
TC43	26 and 27 October 2021	i. Review of previous TCs 39 (SNSF), 41 (GDA) and 42, ii. Information on the new PIREDD Mai-Ndombe PRODOC, iii. Presentation of the final report and the web portal (Terra Congo site) of the SNSF program and iv) Presentation of the progress of the PIREDD
TC44	11 November 2021	i. Review of the 3rd report of the mid-term evaluation of the Land Use Planning Reform Support Program and ii. Review of the PROMIS mid-term evaluation modalities with regard to the disbursement of the second tranche of the program

6.1.4 Results against the milestones of the 1st letter of Intent

Major results per outcome are provided in section 3. The section below measures the continuous progress against the milestones of the 1st Letter of Intent , and the increased level of ambition agreed to in the 2nd Letter of Intent.

Agriculture

Intermediate milestones (2018) ⁸⁴	Status of the milestones			
	By end 2018 ⁸⁵	By June 2020 ⁸⁶	By December 2020 ⁸⁷	By December 2021 ⁸⁸
Draft agricultural policy	Not achieved	Partial	Partial	Draft 1 of the National Sustainable Agricultural Policy is available, but official validation of the policy is still pending.

⁸⁴ These are the abbreviated version of the full milestones wording. The entire milestone set may be found on the CAFI web site here.

⁸⁵ As assessed by the 1st independent verification. The same applies to matrices for all outcomes

⁸⁶ As assessed by the 2nd independent verification. The same applies to matrices for all outcomes

⁸⁷As assessed by the FONAREDD Secretariat. The same applies to matrices for all outcomes

⁸⁸ As assessed by the FONAREDD Secretaria

Intermediate milestones (2018) ⁸⁴	Status of the milestones			
	By end 2018 ⁸⁵	By June 2020 ⁸⁶	By December 2020 ⁸⁷	By December 2021 ⁸⁸
System for satellite monitoring of Major Deforestation Events programmes	Partial	Partial with progress	Reports exist but are not shared in time	Same. Reports on Major deforestation events available for 2019
Operationalizing structures for an agricultural management system (linked to PIREDD and GDA)	Partial	Partial with progress	Partial	<p>The agricultural inputs supervision and distribution system is operational in 7 integrated programs:</p> <ul style="list-style-type: none"> • PIREDD PO: Contract signed with MINAGRI, Agri-multiplication plan, seed production with INERA YANGAMBI. Households benefited from food crop seeds during 2019 and 2020. • PIREDD Mai-Ndombe: Contract signed with MINAGRI, Agri-multiplication plan for seeds, production of seedlings, support to households in the installation of perennial and food crops (cassava). • PIREDD Kwilu : Convention signed between the provincial government of Kwilu for technical support to Minagri, environment, IPDR and others on the multiplication of seedlings of perennial crops, the farmers piloted have installed more than 5 ha of perennial crops, supervision of beneficiaries by agronomists of sectors and territories • PIREDD Equator: Contract signed with Minagri, contracts signed with 100 pilot farmers, agri-multiplication plan operational and seed order placed for perennial crops • PIREDD Mongala: Subsidy agreements signed with Minagri and IPDR for the supervision of households. Contracts also signed with ALE for the production of fruit tree seedlings and perennial crops. A new contract is pending with ERAIFT for agroforestry activities. • PIREDD Sud Ubangi: The agricultural supervision mechanism of PIREDD is linked to that of PARRSA. The latter was established with the state services of the Ministries of Agriculture (IPAPEL and ITAPEL) and Sustainable Development (SNV) as well as the Local Implementing Partners (Agri-multipliers and private).
2020 milestones				

Intermediate milestones (2018) ⁸⁴	Status of the milestones			
	By end 2018 ⁸⁵	By June 2020 ⁸⁶	By December 2020 ⁸⁷	By December 2021 ⁸⁸
Agriculture policy adopted	Not evaluated	Sust. Agr programme just started, long process ahead	Ibid	Official adoption of the policy is still pending.
System to monitor major deforestation events available on Terra Congo	Not evaluated	Not evaluated, information considered scattered	System not publicly available	SNSF web portal: www.rdc-snsf.org/portal/# ; Forest cover change maps (2014-2016 and 2016-2018); Provincial deforestation estimates

Ambitions were renewed by end 2021 for this outcome, through the 2021-2031 Letter of Intent, with the following political milestones to be achieved by 2023:

- The Agricultural Policy is adopted [in the Ministerial Council] by the [end of 2022], integrating the principles of Land Use Planning and the protection of forests and peatlands (cf. Forest pillar), and promoting the development of sustainable commercial agriculture in savannah areas.
- Agricultural concession contracts are published at least every year on the Sector Ministry website and are accessible to the public.
- The National Agricultural Advisory Council is in place and operating by the [end of 2022].
- A map of potential sustainable agricultural production, integrating the preservation of forests and peatlands, is prepared for key cash crops [for example coffee, cocoa, palm oil, rubber, etc] by the [end of 2023], and based on the study made of the agricultural potential in the framework of the Land Use Planning Pillar.
- A participatory process of consideration and definition of the medium-sized (intermediate) agriculture, its specific requirements, and the manner to accompany it to reduce its impact on forests while responding to the country's requirements, in line with the objectives of this Letter of Intent, on the base of the specific context of the DRC and supported by good international practices in similar countries.
- The Sector Ministry formally notifies the development partners and Provincial Governors to ensure the consistency between public development assistance programs on the one hand and the provincial programs including the public and private investments, and on the other hand, the orientation of the national agricultural policy as well as the requirements of the Land Use Plans/Schemes [especially those developed in the framework of the PIREDD] by the [end of 2023].
- A plan or roadmap to gradually increase the domestic budgetary allocation and execution to the agricultural sector is adopted by the [end of 2023].

Challenges

Practically all provincial programmes reported constraints on supplying agricultural intrants, the quality of seeds, their multiplication and distribution.

The formulation of the Agricultural policy will need to ensure that the reduction of the dependence on the import of agricultural products is taken into account.

Energy

Intermediate milestones (2018)	Status			
	By end 2018	By June 2020	By end 2020 (SE FONAREDD)	By end 2021
Studies on alternatives to wood energy	Achieved	Achieved	Achieved	<ul style="list-style-type: none"> Feasibility studies have been carried out through the abundant analyses provided in the program document. In addition to the atlas of renewable energies already produced by the DRC with the support of the UNDP. MCH feasibility studies conducted for three sites Feasibility study on alternative energy sources to wood energy (renewable energy) in urban areas carried out.
Studies on supply chain and woodfuel use in Kinshasa and other consuming areas.	Not achieved	Partial	Partial	The baseline studies were conducted entirely in Kinshasa, Lubumbashi, Goma and Bukavu.
2020 milestones				
Revised Energy policy	Not assessed	Not assessed	Roadmap launched and data being collected	<ul style="list-style-type: none"> The national energy policy and clean cooking is being developed and will undergo consultations in 2022
Improved cookstoves (ICS) used in 10% of households	Not assessed	Objective impossible to attain, although a dynamic was initiated by the FIP	Incubator Fund and Energy programmes have started the sale of cookstoves, but no relative %	<ul style="list-style-type: none"> PIREDD Ecuador: 3 750 ICS Energy program: 29,301 ICS

Ambitions were renewed by end 2021 for this outcome, through the 2021-2031 Letter of Intent, with the following political milestones to be achieved by 2023:

- An intersectoral coordination mechanism on the issue of sustainable energy, that includes clean cooking, is defined by a legal act and made operational by the end of [2023], with at least [1 or 2] annual meeting(s) from [2022] and a clarification of the respective mandates and necessary synergies by [end of 2023].

- The National Energy Policy is developed and validated in the Council of Ministers by [end of 2022], integrating clean cooking with a view to reducing the impact on natural forests.
- The Energy Policy recognises the importance of establishing fuelwood supply master plans, with clear multi-stakeholder institutional support for managing their implementation
- The legal, regulatory and fiscal framework for liquefied petroleum gas (LPG), is adopted by [2023].
- A plan or roadmap is adopted by [end of 2023] aiming at gradually increasing the allocation and execution of the national budget in support of the implementation of this Letter of Intent in the energy sector

Forest sector

Intermediate milestones (2018)	Status			
	By end 2018 ⁸⁹	By June 2020	By end 2020	By end 2021
Forest policy adopted	Not achieved	Partial, roadmap negotiated, first consultations by MEDD	Draft structure of the policy	<ul style="list-style-type: none"> • Roadmap for the elaboration of the Forestry Policy established on the MEDD's own financing and other donors including INGOs, FLEGT. • Draft Policy Structure • National Forestry Advisory Council operational • Expert team identified;
Promotion and implementation of alternative models for forest concessions	Partial	Partial with no evolution.	National strategy on community forestry validated, 43 concessions attributed covering 380,000 ha	<ul style="list-style-type: none"> • National strategy on community forestry (CFCL) validated by the MEDD; • Community Forestry Order 025 Revision (2019) • CFCL MTP Development Manual Validated in 2019 • Reflection engaged on the standards of forestry exploitation in CFCL; • Provincial community forestry by-laws passed ; • CFCL regulatory framework adopted; • 114 CFCL concessions officially attributed by the MEDD and 48 in progress with a total area of 2,786,404 ha. Of the 114 CFCLs, there are 14 CFCs in PIREDD Ecuador

⁸⁹ As assessed by the independent verification

				(https://rdc.geocfcl.org/applications/).
Legal conformity of concessions (management plans)	Partial	Partial with no evolution. The review has not started.	Not available	See the progress made through the Community Forestry website: https://rdc.geocfcl.org/applications/
Independent observatory	Partial	Partial with no evolution. Reports available	Reports of the Independent observatory for 2020 was validated but its operationality is weak	<ul style="list-style-type: none"> • The observatory exists, but its operationality is weak because of inadequate funding. IO reports for 2020 validated;
Ambitious plan to fight illegal logging	Partial	Partial with improvement : no specific plan was produced, but punctual missions by the Minister and actions against illegal loggers.	Technical commissions of the FELGT were launched. No framework plan	<ul style="list-style-type: none"> • FLEGT Legality Grid (2019) • Relaunch of the FLEGT technical committees (2019-2020) • Lack of a comprehensive plan
Conditions to lift the moratorium are met	Not applicable	N/A	3rd condition on geographical programming following land use planning is not met	<ul style="list-style-type: none"> • Of the three requirements, two have been met: <ul style="list-style-type: none"> - legal review of concessions ; - legal terms and conditions for the management of auctions • Not achieved: geographic programming (a milestone of the 2nd Letter of Intent)
Public hearings before adjudication	Not achieved	Not achieved	Decree published and manual of operations elaborated	<ul style="list-style-type: none"> • Same
FREL communicated to the UNFCCC	Achieved	Achieved	Achieved in 2018. Provincial estimates available but not communicated	Provincial estimates of areas for the 26 provinces available Consensus obtained on the need for a revision of the NERF
Terra Congo operational	Partial	Partial – almost achieved but no availability of data as	Technically validated but awaiting political validation	NFMS web portal integrating REDD+ information from the SNSF is updated. Some of this information is available and accessible by stakeholders (while some elements can only be consulted by MEDD

		launch of new platform is still pending		colleagues such as Terra Congo). Data on forest cover evolution between 2014 and 2016 published.
--	--	---	--	--

2020 milestones	Status as of 31 December 2021
Adopted forest policy	Not achieved
Revised forest code	Not achieved
Illegal logging stabilized	Not achieved
Provincial FREL submitted to the UNFCCC	Achieved at national level
Biennial Update Report submitted to the UNFCCC	Validated since 2019 but not submitted

Ambitions were renewed by end 2021 for this outcome, through the 2021-2031 Letter of Intent, with the following political milestones to be achieved by 2025 and 2023:

- Define by 2025, by means of a participatory and multi-sectoral process: (i) the concept of high-value forests and peatlands; (ii) provide them with a legal protection status (iii) provide them with associated rules of use and management aiming at the conservation of forest cover and its stock of carbon, differentiated by sectors (agriculture, mines and hydrocarbons, etc.) and actors (local communities, large scale private sector, etc.); (iv) Identify them spatially. This process will take into consideration the good local, national, and international practices regarding the consideration and valuation of carbon stocks and biodiversity values. It will aim to: (a) at a preliminary technical definition by the end of 2022; (b) a validation of the latter accompanied by a spatial identification and preliminary rules of use and management by the end of 2023, and a complete and participatory spatial identification by 2025.
- The conditions to **launch⁹⁰ the Sustainable Forest Management Program** are achieved by 31 January 2022.
- The **legal review of forestry concessions** for industrial operations⁹¹ is completed by mid-2022 in consultation with the various stakeholders; the results published; and the forestry concessions that are judged illegal with regard to the national legislation, are canceled by [end of 2022]. The achievement of this milestone is a prerequisite for any new allocation and reallocation of industrial forest concessions.
- A **legal review of the conservation forestry concession titles** is completed by the [end of 2024], and considers notably agreements on social clauses, management plans and taxation, together with the different stakeholders of civil society; with the results published as soon as the review is finalized.
- The **concept of degraded forests** will be defined and identified for various types of forests in the DRC, in the framework of a national participatory and multisectoral process, by end 2023

⁹⁰ These are the seven conditions precedent to the payment of a first advance on the bank account of the PGDF, as determined by the directives for the award of AFD contracts financed in foreign countries and registered in Clause 5.6 of the CCD 1087 01 E and CCD 1098 01 G Financing Agreements signed on July 14, 2021, between the AFD and Ministry of the Environment and Sustainable Development of the DRC.

⁹¹ As established in the 2019 Forest Sector Roadmap

- The **concept of high-value forests and peatlands** is defined through a participatory and multisectoral process, taking into account local, national, and international good practices on the consideration and valuation of the carbon stocks and biodiversity values by the [end of 2023];
- The forest sector is clearly and strongly integrated in **the Extractive Industries Transparency Initiative (EITI)** and in this regard, all the industrial and conservation operating concession contracts, and including the audit reports⁹², review, and observation missions, are published on a publicly available internet site by the [end of 2022].
- **Evaluate the efficiency of forest law enforcement and develop provincial strategies on this basis** for prioritising controls based on the risk of illegality, this to ensure a more efficient use of the limited resources of the central and deconcentrated and decentralise services of the Ministry of Environment and Sustainable Development (MEDD) dedicated to forest control. In parallel, **initiate thinking about the role of independent observers**, mandated and non-mandated, under the National Forest Advisory Council framework to reinforce civil society support for forest monitoring, in coordination with the central, deconcentrated and delocalized services of the MEDD
- The **Forest Policy** is prepared and adopted by the [the end of 2023], resulting from a participatory and transparent process with all the stakeholders and, in particular, (i) the principles of land use planning and the protection of valuable forests and peatlands, as well as (ii) the local and community-based models of forest management.
- The **Forest Code** is revised by the [end of 2023] to integrate (i) the strategic orientations of the forestry policy, and including the advances and challenges related to the REDD+, the industrial, artisanal, and community management of the forests; (ii) the strengthening of the penalization of forestry and wildlife infractions; and (iii) the new dynamics of conservation, protection of the biodiversity, and nature-based solutions.
- Within the framework of **allocation of new industrial forestry concessions**, efficient measures of evaluation, quality standards, and procedures considered by the Forestry Code and its application texts (especially *Decree No. 08/09 of August 8, 2008, setting the attribution procedure for the forestry concessions and the Decree No. 011/25 of May 20, 2011, modifying the said Decree 08/09 of August 8, 2008* particularly in terms of (i) adjudication, (ii) a preliminary public inquiry, (iii) negotiation of the social clauses with the communities as part of the terms of reference, and (iv) independent observation of the process, are respected, as provided for in the regulatory framework for forest management.
- The **decree formalising the lifting of the moratorium** will be adopted only after the realisation, on the base of a consultative process, of the geographical programming⁹³ of future allocations in compliance with the Presidential Decree No. 05/116 of October 24, 2005], funded entirely by CAFI by the end of 2022.
- Prepare in a participatory manner and adopt a **Plan** by the [end of 2022] **to ensure the effective protection of the existing protected areas** and extend the areas under protection status to at least 30% of the national territory by 2030⁹⁴.
- At least **5 million ha in total of Local Community Forest Concessions (CFCL)** are allocated by [end of 2025], following best practices as defined in a *best practice guide* to be adopted by [end of 2023].
- The **data of forest deforestation and degradation** generated at the provincial and national level by the SNSF, as well as the [key] data of the national forest inventory, are updated annually and gradually improved, after adoption of a unique methodology for the DRC, considering the new technologies and standards available, paying attention to the

⁹² And including the Audit Report of 2020 of the General Inspection of Finances, to be published before the end of 2021.

⁹³ Targeted land-use planning at the relevant national and/or provincial level identifying priority areas for forest sector development based on ecological, geographic, economic, social and financial criteria and taking into account the climate change. Financial support for this process will be provided entirely by CAFI.

⁹⁴ That could include, as defined by the DRC, the protected areas and their buffer zones, conservation concessions, areas dedicated by local communities to forest preservation in simple, participatory land use plans, etc.

comparability between periods; they are made available on the Terra Congo platform by the [end of 2022], then annually.

- The **updated biannual reports** (BUR) are submitted to the UNFCCC, integrating the most updated data issued for the national REDD+ process, considering the revised CDN.
- **The National Advisory Council for Forests** is operational and functional with a minimum of two sessions per year, and the Provincial Advisory Councils for Forests are functional in the PIREDD provinces by the [end of 2024], with at least two sessions per year.
- The **revised CDN** is aligned with the most recent data from the national REDD+ process prior to submission to the UNFCCC, and the country meets its UNFCCC reporting commitments on a regular basis.
- The **Forest Reference Emission Level** of the DRC for reducing emissions from deforestation (FREL) is updated by the end of 2022 and submitted to the UNFCCC.

Challenges and looking forward

In its dialogue with the DRC Government to outline the contours of a future partnership, CAFI continued to focus on the importance of respecting the commitments jointly made at the time of the signature of the previous Letter of Intent as well as those recorded in the Roadmap for Improvement in the Forest Sector agreed between the Government and all partners in the environment sector in the DRC in December 2019. This roadmap provides for a review of the legality of forest titles, through a study commissioned with the support of the European Union. The Prime Minister also asked the General Inspectorate of Finance to conduct an audit of forest concessions. The conclusions of these reports will provide valuable context for the definition of meaningful partnership objectives and concrete recommendations to restore forest governance.

The Programme on the Sustainable Management of Forests was expected to start its operations in 2021 but did not. The programme aims to find solutions to the complex challenges of a sector marked by the largely informal nature of logging and the chronic lack of human and financial resources to enforce the law, resulting in the unsustainable management of this vast resource. The Government of the DRC has committed to a review and discussion by the National Consultative Council on Forests at each stage of this central reform. This Council brings together all concerned stakeholders, an unprecedented innovation. In the meantime a review of the legality of forest titles, was conducted in 2021 by an external auditing firm recruited through a process involving the Ministry of Environment and Sustainable Development, the European Union and the National REDD+ Fund. First meetings of the National Consultative Committee on Forests (*CCNF in French*) were organized with strengthened participation of the private and public sector and national and international civil society.

Mining

Mining and hydrocarbon investments should adopt and implement REDD+ standards in forest areas to prevent, reduce or compensate their impacts on forests. The FONAREDD has planned a 5 M USD programme to strengthen the legal, institutional and operational process in place on the protection of the environment and implementation measures. This workstream was suspended pending the signature of the new agreement.

Status of the milestones of the Letter of Intent

Intermediate milestones (2018)	Status		End 2021
	2018 ⁹⁵	June 2020	
REDD+ standards defined	Partial	Not achieved	For the year 2021, there has been no significant progress
Final milestone (2020)			
REDD+ standards adopted, disseminated and implemented	Not assessed	Not achieved	

Ambitions were renewed by end 2021 for this outcome, through the 2021-2031 Letter of Intent, with the following political milestones to be achieved by 2023:

- a. To demonstrate the **implementation of the legal obligations** to undertake social and environmental evaluations by operators practicing in the sector of hydrocarbons, mines, forest, agriculture, infrastructures and energy, etc.
- b. **To respect the ban of all hydrocarbon activity incompatible** with the objectives of conservation in **protected areas**, in compliance with the legal framework in force⁹⁶.
- c. To realize, with a view to supporting the land-use planning process, an **analysis determining to what extent mining and hydrocarbon titles overlap with and/or have an impact on protected areas, high-value forest and peatlands**, as to adopt appropriate measures of prevention or mitigation, and to publish and apply the results which emerge from this by the end of 2023.
- d. To condition all **hydrocarbon investment in the buffer zones of protected areas** on the fact that there is no negative incidence in protected areas, and subject these investments to a prior social and environmental impact study, associated with its duly approved management plan, complying with the legal framework in force⁹⁷.
- e. The **REDD+ Standards**⁹⁸ are developed in a participatory manner, adopted and integrated in the Manual of Operations and Procedures of Social and Environmental Evaluation, taking into account the best national and international practices in relation to the prevention, attenuation and compensation (in order of priority) of the direct and indirect negative impact of hydrocarbon investments, by the end of 2023. The REDD+ standards are linked to an independent audit mechanism.
- f. **All contracts of hydrocarbon concessions are published**, In compliance with the Agreement between the Government of the DRC and the EITI by the end of 2022.

Looking forward

Pending agreement on the terms of reference, a programme is expected to be developed under the 2nd Letter of Intent.

Land use planning

⁹⁵ As assessed by the independent verification

⁹⁶ Article 25 of Law number 14/003 of February 11, 2014 concerning the conservation of nature.

⁹⁷ Article 19 of Law number 14/003 of February 11, 2014 concerning the conservation of nature.

⁹⁸ Social and environmental standards limited to the impact on forest ecosystems.

Major Land use planning results

- Adoption of the National Land-use Planning Policy, the first time the DRC benefits from such an instrument, ; adoption of the draft Law and submission to Parliament
- 3 provincial land use plans (Ituri, Tshopo and Bas Uele) and 8 territorial land use plans validated. In Mai Ndombe, 400 simple management plans were produced and 344 validated, covering 915,000 hectares; and another 130 finalized in ex-Orientale and Kwilu

Status of the Land Use planning milestones

Intermediate milestones (2018)	Status			
	By end 2018 ⁹⁹	June 2020	December 2020	December 2021
Baseline analyses	Partial	Partial with improvement	Recruitment ongoing for studies on agriculture and forests	<ul style="list-style-type: none"> • Analysis on the legal framework for LUP conducted in 2019; • Recruitment still ongoing process of firms/cabinets for the realization of 2 studies considered as priorities (study of the forestry capital and study of the agricultural potential of the DRC).
Methodological guide	Partial	Partial with improvement	Preliminary versions of methodological guides available, no general methodology to prioritize /sequence plans at various levels	Field testing and final version of the guide produced
Participatory geographic programming for new industrial concessions	Not achieved	Not achieved, no progress	No funding to recruit firm on forest capital	Milestone of the 2 nd Letter of Intent
Final milestones (2020)	By end 2018 ¹⁰⁰			
Land use planning policy respects forest resources and provincial rights. Directives schemes for land use planning at national level and in all areas with integrated programmes	Not assessed		Policy adopted by the Council of Ministers in July. Draft Law validated in January 2020, adopted by the Council of Ministers and submitted for	

⁹⁹ As assessed by the independent verification

¹⁰⁰ As assessed by the independent verification

			approval. 3 provincial schemes elaborated.	
--	--	--	--	--

Ambitions were renewed by end 2021 for this outcome, through the 2021-2031 Letter of Intent, with the following political milestones to be achieved by 2023:

- The **Law on Land Use Planning** is promulgated by the President of the Republic by end 2022 ; the National Council for Land-use Planning (*CNAT in French*) is set up by mid-2022 by a legal act, that also defines its missions, its organization and its functioning as a multi-sector structure for consultation, orientation, advice and assistance to the government, ensuring synergies with other existing structures including the National Commission for Land Reform; a first meeting of the CNAT is organized by [end of 2022] and a meeting is held at least annually afterwards; Provincial and Local Land Use Planning Councils (CPAT and CLAT in French) are set up by legal acts in at least two pilot provinces by [end of 2023], and in all the other PIREDD by the end of 2026.
- A national directory of soil and subsoil natural resources, in terms of inventories of natural, renewable and non-renewable resources, is performed by the end of 2023 on the basis of the information provided by the sectoral ministries by 2022, and makes it possible to draw up a preliminary draft of the **Land Use Planning Atlas** bringing together the cartographic representation of the directory data as well as the existing sector allocations and those projected.
- Regarding **existing land use disputes, an arbitration process** is initiated and driven, in compliance with the law, by the relevant competent authority (Prime Minister, Provincial Governor, local authority) on the basis of directives proposed by the regional planning council of the level concerned (national, provincial or local) for at least [2-5] allocation conflicts in priority protected areas.
- All the land allocation contracts (**agriculture, forests, mines, hydrocarbons**) are **centralized and published in a transparent manner** and updated at least once a year on an internet platform accessible to all, in collaboration with the sectoral ministries concerned.

Tenure

Status of the Tenure milestones of the Letter of Intent

Intermediate milestones (2018)	Status			
	By end 2018	By June 2020	December 2020	
Functional CONAREF	Achieved	Achieved	Achieved	CONAREF fully functional: <ul style="list-style-type: none"> ▪ Statutes and legal texts (decree and order) formalized ; ▪ Regular field missions and training ▪ Communication activities launched.
Methodological guide	Partial	Achieved (although one last validation)	2 nd draft now available	<ul style="list-style-type: none"> ▪ Contents of the 2nd draft shared with stakeholders who are providing feedback to improve it;

		step is missing)		<ul style="list-style-type: none"> ▪ The guide is being tested in two territories (Mambasa and Inongo)
Experiment of strengthening of community land tenure rights	Partial	Partial, with improvement. Activities launched in all provincial programmes	Studies realized in 3 provinces. A model is being experimented. Two legal tools are in place and in internal discussions. The local tenure committee is established in Ituri province.	<ul style="list-style-type: none"> ▪ Baseline studies on land tenure conducted in three provinces (including Ituri, Mai-Ndombe and Kwilu). Study on the functioning of the land administration, beginning of the capitalization of the experiences in progress concerning land tenure security; ▪ A land tenure security model (in Mambasa) is being tested. It is documented in the methodological guide, which presents the different stages and its contribution in terms of strengthening the land registry and setting up a complete Land Information System (LIS): the Community Land Registry (CLR) has been set up and is the tool for securing land. ▪ Two legal tools are in place to give a legal framework to the functioning of the RFC, namely: the Edit-type and the charter model elaborated and submitted to internal discussions and which must be validated; ▪ The Local Land Committee in charge of piloting the implementation of the RFC in Mambasa (Ituri) and Inongo (Mai Ndombe) is set up; ▪ The land administration building is under construction;
Final milestones (2020)				
Land tenure policy adopted	Not assessed		Draft 2 of the policy elaborated and draft 1 of the Law.	<ul style="list-style-type: none"> • National land policy integrating the concerns of indigenous peoples adopted in 2021 after broad consensus at the provincial and national levels (in the 26 provinces of the DRC); • Approval of the land policy document by the Land Reform Steering Committee.

Ambitions were renewed by end 2021 for this outcome, through the 2021-2031 Letter of Intent, with the following political milestones to be achieved by 2023:

- A **national Land Tenure Policy** is adopted by [the end of 2022] and linked to a national land plan for implementation, adopted and published by [the end of 2023].
- A **Land Tenure law** is adopted by the end of 2023 and its priority regulatory texts are identified, developed and adopted by [the end of 2024].
- **The Land Information System** (*Système d'informations foncières - SIF*) and its tools for enforcement in urban and rural environments are developed and adopted by [the end of 2023], taking into account vulnerable people, including indigenous peoples, women and others.
- The **procedures of land attribution** take into account the pre-existing rights and requirements of the country in the area of land-use planning in force, as well as environmental obligations such as those defined in the law. In particular,

as defined in the draft of land tenure policy, strengthening the preliminary inquiry system, and in particular integrating into it the principle of free, prior and informed consent, of the compensation of losses or restriction of local tenure rights and the organization of simplified remedies benefiting local peoples who might suffer harm.

Demography

Status of the Demography milestones

Intermediate milestones (2018)	Status by end 2018	Status by June 2020	Status by end 2021
Permanent Multi sectorial Committee (PMSC) in place; provincial strategies to family planning in support of PIREDD elaborated and implemented	Not achieved	Partial	<ul style="list-style-type: none"> • PROMIS supported the installation of the PMSC in the PIREDD zones (South Ubangi, Mongala, Equateur, Kwili, Tshopo, Ituri, Bas Uélé and Mai Ndombe. In all, 8 CTMP were operational by the end of 2021 in the PIREDD zones out of 10 planned. • Support strategies for implementation by PIREDDs are validated with the Family Planning Technical Committee
National consultations on the links between demography and natural resources management	Not achieved	Not achieved	<ul style="list-style-type: none"> ▪ Launch of the national consultation through the 4th national conference on Family Planning in December 2019 ▪ AFD is conducting a study on demography and economic growth in the DRC
Communication strategy on family planning	Not achieved	Partial	<ul style="list-style-type: none"> ▪ National Family Planning Communication Strategy adopted ▪ Available data on awareness at the NRHP level ▪ A few PIREDD have initiated household awareness activities on family planning with the support of CTMPs, where appropriate.
Final milestone (2020)			
National plan implemented in areas targeted by the National Strategy	Not assessed		<ul style="list-style-type: none"> ▪ 2,533,106 years of CYP protection generated through PROMIS.

Ambitions were renewed by end 2021 for this outcome, through the 2021-2031 Letter of Intent, with the following political milestones to be achieved by 2023:

- The **National Population Committee** (*Comité national de population - CONAPO*), including its Technical Secretariat, is revitalized by the end of 2022, and its local and provincial boards are revitalized and/or installed in at least six target provinces by the end of 2023, and at least four others by the end of 2025, to frame the development of the

Policy, ensuring the coordination and framing of multisectoral planning in terms of linkage between questions of population and sustainable development, namely its economic, social and environmental dimensions, with the objective of making the DRC an intermediate economic country by 2035.

- The **National Population Policy** is updated and adopted by [the end of 2024], including the demographic aspect, with a view to accelerating the demographic transition, seizing the demographic demand and better evaluating and optimizing the impact of population growth on all the areas of development, including the economic dimension, the fight against poverty and inequality and the sustainable development of natural resources.
- The new **Multisectoral Strategic Plan for family planning** for the period 2021-2025 is finalized and adopted by [early-2022] to accelerate the demographic transition through a rights-based approach.
- A **national strategy of raising of awareness of sexual and reproductive health** is developed integrating the elements of the National Communications Strategy for the promotion of family planning (adopted in 2021), taking account of the associated socio-cultural concerns and the questions of population and development, and adopted by [the end of 2023].
- An **agreement protocol** is concluded between the Ministry of Health and financial and technical partners, to support the implementation of the Multisectoral Strategic Plan for family planning 2025, so as to facilitate a substantial increase in family planning services through complementary private and public approaches.
- An **Advocacy Plan** with the Government to (i) gradually increase the allocation and execution of the **domestic budget** to family planning, in line with the existing governmental decision, and to (ii) allocate a constant line of credit to CONAPO, is adopted by [the end of 2023].
- To maximize internal and external advocacy, the **national coordination of the Permanent Multisectoral Technical Committee (CTMP)** for family planning is revitalized and is functional by the end of the first quarter of 2022, in compliance with its statutes of internal regulation.

Governance

- As seen in section 3.1.3, governance institutions are in place (Steering Committee, multi-stakeholder and multi-sectoral consultation frameworks, technical platforms, etc.) to help ensure good governance of the programmes with the participation of members of civil society and Indigenous Peoples
- Inclusive Participation
 - 15 provincial coordinators of the Renovated REDD Climate Working Group (GTCR-R) are established to participate and monitor the governance of REDD at the provincial level through integrated programs. For the provinces of Mongala, Sud-Ubangi, Mai-Ndombe, Equateur, Bas Uélé, Tshopo and Ituri, they carried out independent monitoring and evaluation missions and joint monitoring missions with the FONAREDD Secretariat
 - The draft of the Law on the promotion and protection of the rights of Indigenous pygmy people was finalized.
 - A guide for stakeholder consultations was developed by civil society and is applied in all programmes
- Transparency
 - Annual programme reports managed by FONAREDD are, for the most part, published on the FONAREDD website
 - A study on the drivers of deforestation is being conducted in the provincial areas of Tshopo, Ituri and Bas Uélé as part of the PIREDD Orientale.
- Accountability

- The risk management matrix is updated by the projects and applied, including in project governance
- FONAREDD's complaints and recourse system is operational, as well as those of PIREDD Mai Ndombe, Sud-Ubangi and the sectorial program on support to Indigenous Peoples (see also section 3.1.5 on safeguards)

Status of the Governance milestones

Intermediate milestones (2018)	Status by end 2018	Status by June 2020	Status by December 2021
Dissemination of REDD intervention	Partial	Partial and stable, Not all 2019 annual reports are available.	<ul style="list-style-type: none"> • New website FONAREDD exists, operational and up to date; 100% of FONAREDD reports and programs are published there: https://fonaredd-rdc.org/ • FONAREDD's complaints and appeals mechanism operational and accessible to the public: https://fonaredd-rdc.org/plaintes-et-recours/ • SNSF Web portal is operational and available via http://www.rdc-snsf.org/portal/#/ and its interface of the new portal is more user-friendly • Site GTCRR operational (civil society): https://www.gtcrr-rdc.org/ • REPALF operational website (Network of Indigenous and Local Peoples for the Sustainable Management of Forest Ecosystems in the DRC): http://peuplesautochtones.cd/repalef-2/ • CONAREF website operational: http://www.conaref-rdc.org/ • MEDD website operational: https://medd.gouv.cd/ • UNDP/DRC website operational: https://www.cd.undp.org/content/rdc/fr/home.html • Website of the operational DRC Backup Information System www.rdc-snsf.org/sis/ • All 2021 reports available on the MPTF Gateway
Studies on drivers of deforestation	Partial	Partial. Very different status depending on PIREDD	<ul style="list-style-type: none"> ▪ Specific study on the drivers of deforestation at PIREDD Oriental planned for 2022 ▪ Study on the dynamics of fires and hot zones of deforestation for the PIREDD Mongala carried out ▪ Diagnosis of the intervention zone of PIREDD Sud Ubangi including a chapter on the analysis of deforestation in the province of Sud Ubangi;
Guide to consult stakeholders	Achieved	Achieved	<ul style="list-style-type: none"> ▪ Stakeholder consultation guide developed and adopted ▪ Practical guide under development by GTCRR.
Consultation platforms at all levels	Partial	Partial with improvement	<ul style="list-style-type: none"> • 1,201 Local Development Committees (LDCs) and 40 Agricultural and Rural Management Committees (ARMCs) operational in the eight PIREDD provinces <ul style="list-style-type: none"> - PIREDD Mai Ndombe: 480 CLD and 19 CARG; - PIREDD Ecuador: 255 CLD and 1 CARG - PIREDD Kwilu: 184 CLDs - PIREDD MONGALA: 60 CLD and 16 CARG - PIREDD South Ubangi: 98 CLD and 4 CARG - PIREDD PO: 124 CLD

			<ul style="list-style-type: none"> - 14 Operational program steering committees ; • Network of Indigenous and Local Peoples for the Sustainable Management of Forest Ecosystems (REPALEF) in place. • Operational land reform thematic groups • Operational Forest Advisory Council at the MEDD level • 19 operational provincial GTCRR coordinations and members in the different PIREDD consultation platforms
Risk management matrix	Partial	Partial with no evolution	<ul style="list-style-type: none"> ▪ Matrix Updated in 2021 to program risk management matrices; ▪ All program risk management matrices are updated
Final Milestone (2020)			
Alignment of external interventions to the National REDD+ Strategy and investment framework	Not assessed	Not assessed	<ul style="list-style-type: none"> ▪ Territorial planning policy adopted by the Council of Ministers ; ▪ National Land Policy adopted by the Steering Committee ; ▪ National Agricultural Policy Draft 1 ▪ Roadmap of the National Energy Policy developed ▪ Forest policy development process launched ▪ Benefit sharing under development (CNREDD) and FPIC manual ▪ Progressive alignment of agencies on REDD through co-financing of sectoral programs (AFD for the SFMP) and PIREDDs (JICA for the PIREDD Kwilu and GIZ for the PIREDD Maniema). FONAREDD, for its part, co-finances the World Bank project in support of indigenous peoples).

Ambitions were renewed by end 2021 for this outcome, through the 2021-2031 Letter of Intent, with the following political milestones to be achieved by 2023:

- A legal review of exploration licenses and hydrocarbon contracts is performed by 2023 in consultation with the various stakeholders, and its results are published and applied by the end of 2025.
- The tools for payment for ecosystem services are piloted in at least 3 PIREDD by end 2023.
- By the end of 2023, at least 3 PIREDD provinces are supported to define, in an open, participatory and inclusive manner, provincial and local development plans, integrating the priorities of this Letter of Intent as per the National REDD+ Framework Strategy, with a view to consolidating the response to the drivers of deforestation and to provide direction to the land use planning process at different levels.
- A pilot model of the special economic zones and its plan of mobilisation of domestic and foreign resources is defined and adopted by the end of 2023.
- A **mechanism of monitoring and evaluation of the participation** of stakeholders (women, indigenous peoples, local communities and others) is defined and implemented by the end of 2022.
- A **review of the legal texts of inclusive governance at the local level** is performed by the end of 2023 under the coordination of the Ministries of Planning and Rural Development, so as to clarify the institutional aspects, the function of coordination of activities, the role and responsibilities of the structures of representation of actors in local governance (including CLAT, CARG, CLD etc), while preserving the sectoral inclusiveness of local processes and the representativeness of stakeholders.
- A **plan to mobilise domestic resources** is defined and adopted by end 2022, to contribute to the implementation of this Letter of Intent. This plan will inform the development of a new Strategy of Medium-Term Revenue Mobilisation

(Stratégie de Mobilisation des Recettes à Moyen Terme - SRMT) in partnership with the World Bank and the International Monetary Fund (IMF).

- The Government will suggest in 2022 to the IMF and the World Bank to integrate certain commitments of this Letter of Intent through the monitoring mechanisms of these partners, thus ensuring consistency in the conduct of reforms
- A **mobilisation of private investment** plan is defined and adopted by [the end of 2022], to contribute to the implementation of this Letter of Intent.
- Innovative **non-domestic resources** are mobilised for the implementation of REDD+ priorities, in the form of direct contributions, co-financing and alignment.
- The **Law on Indigenous peoples** is finalised and adopted and its texts of priority application defined, developed and approved.

6.1.4 Risks in the DRC

Programmatic risks

- The overall performance of some programmes, including due to long internal procedures of implementing organisations to ensure quality control, continued to remain low. To help mitigate this risk, the Technical Committee (in which CAFI participates) carried on its strengthened its role in programme oversight and mobilized the senior management of the IOs to alert on programmes performances.
- Security risks in the Ituri province grew
- Coordination between different programmes when the costs and time required for such coordination have not been included in the programme documents are being addressed partially through a Framework for Exchange and Collaboration put in place by the Executive secretariat of the FONAREDD

Country level risk impacting programmes and policy dialogue

- Covid-19 pandemic and related restrictions continued to have an impact and new variants or pandemic could hinder all progress.

Reputational risks

- With the Letter of Intent signed at the highest level with significant funding, media attention is likely to increase, leading to some reputational risks when delays occur. To respond to these risks, the policy dialogue at high level - between CAFI donor Ambassadors and Ministers - should remain at the same level as was undertaken during the negotiations of the Letter of Intent.
- CAFI Sec should increase its communications capacity (in 2022) to communicate more proactively

Political risks

- The change in the configuration of the parliamentary majority with the establishment of the Sacred Union Government, led to a change in the team of political authorities composing FONAREDD's Steering Committee, with the need for briefings and updates.
- During year 2021, the monitoring of the Integrated REDD Programs (PIREDD) did not benefit from a sustained involvement of the provincial governors. This situation is explained by an information deficit. To overcome this, the Executive Secretariat of FONAREDD established an exchange framework dedicated to the integrated program monitoring system with the Governors, which operates once a year. This is done to involve political

authorities in the good governance of the programs that are implemented in their jurisdictions, so that they take ownership of the results and make them sustainable.

On the other hand, a number of “contextual risks” listed in the Risk Management dashboard can be assessed as decreasing in probability thanks to the activities of programmes under implementation. Therefore, risks related to increase in wood energy, inadequate land use planning and tenure rules, and uncoordinated forest and agriculture sectors should be increasingly mitigated.

Challenges and recommendations

In addition to the challenges caused by the protracted covid-9 pandemic, with almost all programmes funded through the now operational, implementation challenges are beginning to surface. These can be summed up as follows:

- Mobilizing and retaining high-quality national and international expertise for the implementation of the programmes remains a lengthy and challenging process
- Finding the balanced between expectation in terms of speed, cost and quality of implementation with tight budgets remains a challenge. In other words, nevertheless, monitoring missions and continuous dialogues and trust building with implementing organizations have helped boost the performance of some programmes.

6.2 Gabon

Background

Gabon has preserved the majority of its rainforest since the early 2000s with the creation of 13 national parks. The country has made significant advances in sustainable management of its timber resources outside the parks. As a result, whilst it only houses 12% of the Congo Basin forests, Gabon hosts almost 60 percent of the surviving forest elephants in Africa – a key indicator of sound natural resource governance. In its expected new Nationally Determined Contribution (NDC), Gabon seeks to reduce its emissions by more than 50% compared to 2005 – effectively cutting by half the emissions from the forest sector.

In June 2017, **the Government of Gabon and the CAFI signed a Letter of Intent for 18 million US dollars** on the basis of the Gabon Investment plan, to allow the country to meet its 50% emission reduction target, better plan and monitor the use of land and protect over 23 million hectares of tropical rainforest - nearly 90% of its national territory. Achieving the objective set in Gabon’s Intended NDC will only be possible by preventing the conversion of high-carbon stock and high conservation value forest and limiting the conversion of forests outside of this category. Milestones to be reached include targets such as 50% economy-wide emission reductions compared to 2005, the non-conversion of HCS/HCV forests and the setting of “a long-term cap on carbon-neutral conversion of non-HCS/HCV forests, with no more than 10,000 ha converted on an annual basis”.





CAFI’s ongoing partnership with Gabon is characterized by several sets of actions:

- **The ongoing [18.4M US\\$ programme approved in 2018 Gabon](#)** to “develop, adopt and implement a National Land Use Plan (PNAT) and a National Observation System for Natural Resources and Forests (SNORF) that will contribute to the reduction of GHG emissions from LULUCF in Gabon “ – often referred to as “Gabon- CAFI 1”
- US \$ 12 million committed to 2 programmes in Gabon approved in 2020 (“Gabon- CAFI 2”)
- A landmark US\$ 150 million agreement for results-based funding ([“Gabon- CAFI 3”](#))

Main results

CAFI 1 : First programme under the 2017 letter of Intent

The convention between AFD and the Government was signed in March 2019 (hence one year after the approval of the Programme by the CAFI Executive Board), marking the operational beginning of the programme. In addition, this programme underwent a long inception period followed by a temporary freeze in 2021. The programme is expected to end in August 2024.


	Results are reported in sections 3.C.3 and 3.C.4 and summarized in Figure 29 below
	Expenditures reached US\$ 2.2 million in 2021 alone and 4.475 million cumulatively, i.e. a financial delivery rate of 53% over transferred funds since the programme's approval in 2018.
	The annual report for this programme is available (in French) here
	Although several risk categories were identified during the elaboration of the programme, the ones that materialized and explain the observed delays were conflicts about some ineligible expenses that led to non-replenishment of program accounts for the financing of activities and a programme freeze until October 2021


CAFI 2: Additional programs under the 2017 Letter of Intent

Two programmes were approved in 2020:

Improved Forestry Management: Implementation of a National Scale Certification Process in Gabon - "Forest Certification Programme

This US\$ 7 million programme was originally developed as a collaboration between the Gabonese Ministry of Forests, the National Climate Council, and the French Development Agency to bring together relevant stakeholders from the public administration and private sector to define a new set of certification standards to be applied in the logging industry. In addition, a national legal unit will be put in place to follow up on whether certification procedures are respected, and its staff will receive legal training and advise on emission monitoring and analysis.

 While the programme was approved with AFD in 2020, protracted delays in fund transfers prompted the Minister of Forests to request a change in implementing agency to the Nature Conservancy, that was granted by the CAFI Board in 2021. Funds had not been transferred to TNC by end 2021.

 More details about this programme are found on the CAFI web site [here](https://www.cafi.org/countries/gabon/gabon-forest-certification-programme) (https://www.cafi.org/countries/gabon/gabon-forest-certification-programme)

Protected Area Expansion and Land-use Optimization for Food Crop Production in Gabon

This US\$ 5 million programme is implemented by the Ministry of Forests, Ministry of Agriculture and National Climate Council (CNC) with UNDP and will tackle cross-border timber trafficking, by establishing 400 000 Ha of new protected forest areas in border zones currently opened to logging. The programme will also help intensify crops, to improve food security without expanding production into forest areas with high carbon content. As part of this process, efforts will be made to strengthen the Agricultural Ministry's technical capacity to reform the agricultural sector and participate in national land-use planning processes, to ensure that changes initiated are supported by rigorous institutional and legal structures. The national implementing partners are the Gabonese National Agency for National Parks (ANPN), the Agricultural Development Agency of Gabon (ADAG) and the Gabonese Studies and Space Observations Agency (AGEOS).



This programme underwent a fast inception period . Activities since its July 2020 launch resulted in

- Finalization of the recruitment of most personal by the 3rd quarter of 2021
- Procurement of equipment
- Beginning of construction to build the Laboratory for soil analysis
- [Legal review of the agricultural tenure in Gabon](#)



Expenditures were reported at US\$ 537,967 by end 2021, or 10.7% of transferred funds



More details about this programme are found on the CAFI web site [here](https://www.cafi.org/countries/gabon/protected-area-expansion-and-land-use-optimization-food-crop-production-gabon)
(<https://www.cafi.org/countries/gabon/protected-area-expansion-and-land-use-optimization-food-crop-production-gabon>)

Programme	Main quantitative results (Dec 2021)	Budget approved, transferred and spent by Dec 2021
Land use planning and forest monitoring programme AFD Source: annual 2021 report	22 maps of villages produced, including 6 in a participatory manner (less than 1% of the 2500 villages target) Establishment of 47 permanent placets for the Natural resources inventory	18.4M approved 8.4M transferred 4,475,635 US\$ spent: 53% of transferred amount and 24.3 % of approved budget Funds were transferred on 19 September 2018 Programme effectively started on 13 March 2019
Expansion of protected areas and agriculture UNDP Source: annual 2021 report	Construction of the building that will host the laboratory of geographic information system (GIS) and soil analyses is 70% completed (completion is expected in mid-2022). Establishment of the agriculture legal unit : completed Bibliographic review of agricultural tenure. Several experts produced training manuals on sampling, conservation, transport of soil samples, and on strengthening GIS capacities towards a spatial study on agricultural feasibility for five priority crops. Targets against which there are no quantitative results yet : <ul style="list-style-type: none"> • 400,000 additional hectares of protected areas • 500 000 hectares of forest concessions are reclassified as HCV forests 	5M approved 5M transferred 537,967 US\$ spent (10.7% of transferred amount and 10.7 % of approved budget) Funds were transferred on 1 July 2020 and programme effectively started in September 2020
Forest certification	Programme transferred from AFD to The Nature Conservancy (TNC), funds not transferred to the latter by end 2021	

Figure 31: Gabon programme results

CAFI 3 – Results - based payments and programmes under the 2019 Addendum to the Letter of Intent

In 2021 Gabon submitted a number of documents related to its result based payment agreement with CAFI

- the Forest Reference Emission Level (FREL) report, submitted in February 2021
- the Summary of Information on Safeguards (submitted in Jan 2021)
- the National Investment framework (approved by the CAFI Board in February 2021)
- the first Results report, for the years 2016-2017, under the landmark 150 million US\$ Agreement reached in 2019, and the independent verification of these results.

These elements allowed the country to receive the first results-based payment for emission reductions under the 2019 Agreement in June 2021¹⁰¹. Programming of these 17 million, in line with the National Investment framework, was carried out throughout 2021.

During 2021, program development started in line with the revised national investment framework with program documents to be adopted in 2022 funded with the results-based payments.

Milestones and partnership monitoring

An independent verification of the milestones of the Letter of Intent was carried out in 2021 to examine the status and progress of achievements of milestones **as of 31 December 2020**. A summary of its main conclusions, is presented below. The verification will be finalized in 2022 and several points of disagreement exist between the evaluators, the government and the CAFI Sec.

	Forest monitoring	Land use planning	Governance
Met by 31 December 2020	1	0	0
Partially met by 31 December 2020	5	7	7
Not met by 31 December 2020	2	2	0

Figure 32: status of achievement of milestone per objective of the Gabon Letter of Intent

The reasons listed by the independent evaluators for the partial or no achievement of milestones can be summarized as follows:

- The lack of widespread knowledge of the milestones by technical agents in the administration
- Delays in the implementation of the AFD- CAFI 1 Programme on land use planning and forest monitoring, due to disagreements between the AFD and the administration, heavy procedures for acquisition that required a lengthy process of ownership by the programme management unit, and slow recruitments
- A lack of correlation of certain milestones with activities of the AFD- CAFI 1 programme
- Difficulty engagement of civil society
- Difficulty in accessing information

¹⁰¹ The last pending payment condition, a Registry of carbon credits, will be designed by December 2021.

Risks and challenges

The key risk, that continued to materialize in 2021 is related to implementation risks of the AFD-supported programs. The CAFI-1 programme has faced complex processes for procurement since the beginning of its operations in 2019, and a freeze for several months in 2021. The current set up (i.e. implementation in the hands of the implementing agencies while responsibility for reaching the milestones with the Government) creates complexity and delay in reaching the milestones and frustration between government and implementing agency. To mitigate this, the CAFI secretariat continued its regular meetings with the government and the implementing agency, leading to improvements by the end of 2021. The CAFI-2 programme on certification was removed from AFD to be attributed to The Nature Conservancy at the request of the Minister.

6.3 Republic of Congo

Background

The forests of the Republic of Congo span over 22.5 million hectares - approximately three times the size of Ireland. While the country boasts one of the lowest deforestation rates in the Congo basin, greenhouse gas emissions from deforestation and degradation represent the largest source of emissions, due to land use changes towards agriculture, mining or other activities and energy consumption patterns.

Conscious of its potential for climate change mitigation through reducing emissions from the Land Use, Land Use Change and Forestry sector, the country has set itself two main objectives: mitigating emissions from the energy sector and deforestation, and maintaining the potential for carbon sequestration by forests through better management of forests and reforestation. The Republic of Congo has for example **forbidden agro-industrial concessions in forest areas** and is operationalizing a system to verify timber legality.

CAFI initiated its support to the Republic of Congo through two preparatory grants, now closed, whose details may be found [here](#) and [here](#).

The Republic of Congo and CAFI reached a new phase in their partnership in 2019, with the signature of a [Letter of Intent](#) that presented an overarching commitment of protecting peatlands by prohibiting any drainage and drying, and avoiding conversion of over 20,000 hectares of forest per year, and this only outside of forests that boast high carbon stocks and high conservation value.

The partnership between CAFI and the Republic of Congo is most ambitious in its multi-stakeholder and multi-sectoral approaches. Under the leadership of the Prime Minister, thirteen ministries, including those with the most impact on the Congolese economy, are engaged to turn the goals of the Letter of Intent into policy and practice at all levels.

Progress and results

Following the 2019 signature of the Letter of Intent committing 65 million US dollars for the preservation of the rainforest in the Republic of Congo and completion of the programmatic framework, a call for expression of interest was launched in January 2020 and negotiations took place between the authorities and the CAFI Executive Board to select candidate implementing organizations. This process reached a key milestone with the first high-level meeting, headed by the Prime Minister in September 2020 where agreement was reached to select four agencies to develop five programmes, followed by a CAFI Executive Board decision requesting four agencies to draft programmes in six areas, for an indicative budget of US \$ 45 million.

The pipeline includes wide-reaching programmes in key strategic sectors: **sustainable land use planning**, sustainable **agroforestry practices for sustainable wood energy production** and consumption practices; the development of an operational **National Forest Monitoring System**; and twin programmes for ensuring robust and constructive engagement of **community representation and sustained engagement of civil society and the private sector**.

Risks and Challenges

Key risks and challenges going forward include

- Ensuring **alignment of national policies implementing the economic development strategies with key climate commitments**, in order to demonstrate economic viability of sustainability-based practices in strategic sectors (agriculture, mining, peatlands management, etc.).
- This requires **sustaining a high-level policy dialogue with sectoral authorities**, boosting cross-sectoral coordination – including among financial partners – and demonstrating tangible results that can be showcased as solutions for sustainable economic development.
- New programmes mean new ways for CAFI to collaborate with the Government. The relationship was until 2021 mostly between the Government, the CAFI Executive Board and Embassies. With new programmes being approved and rolled out, implementing organizations have now become stronger stakeholders in the partnership, and defining and understanding the respective roles and responsibilities will be a focus in 2022.
- Risk of loss of momentum considering the long time it takes to develop and implement programmes.
- “Governance and coordination” risks were first addressed during the negotiation phase and continued in the programming exercise of 2021. The Ambassadors (in particular Germany and European Union in 2020) continue to convey the need of inter-ministerial coordination at the highest level through participation in Steering Committees.
- The engagement of stakeholders from civil society and private sectors will remain a key aspect in the implementation of the Letter of Intent. To ensure effective and sound participation CAFI will dedicate funding for specific projects.
- The risk identified in 2020 of insufficient capacity at the Prime Minister’s office to undertake the large range of tasks required is now mitigated with a dedicated programme to support coordination by the Prime Minister.

The negotiation and signature of the Letter of Intent represented an optimal turning point to include risk mitigation in the commitments towards and from the country. The “contextual” risks, programmatic in nature, were integrated into the Letter of Intent itself, which addresses the issues of increased unsustainable agriculture and use of wood energy, insufficient forest governance and land use planning, etc.

6.4 Equatorial Guinea

Background

Equatorial Guinea forests covered 93 % of the territory in 2014, making Equatorial Guinea one of the most forested country in the world. These 2.5 million hectares are estimated to store 364 million tons of carbon. These forests are however highly degraded, notably due to forestry activities (23%) and shifting agriculture. Forest degradation was estimated between 2004 and 2014 at **0.9% per year, or 23 000 hectares per year (entre 2004 et 2014)**. However, the country’s FREL, submitted to the UNFCCC in 2020, estimates that 30 579 (± 8 530) hectares of forests, or **1.2% of forests, were degraded each year over the 2014-2018 period**, marking a sharp increase from the 2004-2014 period. It is possible that this degradation accelerated with the boom of exports of round wood to Asia between 2014 and 2018. A ban on the export of roundwood was promulgated at the end of 2018 and lifted in 2020. Equatorial Guinea remains one of the most important African exporters of timber to China, especially *oukoumé*.

From 2016 to 2019, CAFI supported, through a preparatory grant implemented by FAO, the development of key national REDD+ strategic documents to guide and move forward the REDD+ process in Equatorial Guinea. The project, of total cost of 1,087,000 M US\$ provided solid basis for strategic decision making about REDD+, through the publication of the “[Study on drivers of deforestation and forest degradation in Equatorial Guinea 2004-2014](#)” and the “[Historical analysis of deforestation and forest degradation 2004-2014](#)”. The “[REDD+ national strategy \(EN-REDD+\)](#)” was developed through a participatory process involving multiple stakeholder, as well as the [National Investment plan \(PNI-REDD+\)](#) was developed and validated at national level, as a solid tool to plan and mobilize resources for the implementation of the EN-REDD+. It spells out the objective of the Government to **maintain the current level of forest cover at 93% and to halve the degradation rate (to reach a rate of less than 0.045%) rate by 2025.**

The PNI-REDD+ includes National Programmes on Land-use planning; Sustainable forest management; Agriculture and Food security; Mining, energy and construction; and REDD+ governance and 5 Integrated Local Programmes. (Litoral province; Niefang municipality; KieNtem province, IV. Bioko island; and Annobón island). Its final version was launched at the national level in 2020 and translated into English.



This preparatory grant, implemented by FAO, amounted to US\$ 1, 087,500 US\$ and was entirely spent. Besides CAFI’s funding support, the PNI-REDD+ constituted a solid tool for the mobilization of resources for the implementation of the EN-REDD+, and was catalytic to mobilize complementary funding, such as GEF6 and GCF readiness and FAO’s own resources. CAFI’s initial support has also been catalytic for the country to mobilize domestic funding towards land use planning.



More details about this grant are found on the CAFI web site here : <https://www.cafi.org/countries/equatorial-guinea/preparatory-grant-develop-national-redd-investment-plan-0>

Policy dialogue

Beyond the closure of this project, CAFI decided to continue the political dialogue with Equatorial Guinea, with support of the French Embassy in Malabo. This dialogue and technical exchanges lead to the adoption by the Executive Board and launch of terms of reference for a call for Expression of Interest (EoI) that was launched in January 2022 and sought to identify an implementing organization to support policy dialogue and studies in Equatorial Guinea. The indicative amount for these studies is of 0.4 M US\$. The selected organization will be expected to perform

Production and collection of data on the forestry and timber industry

The availability of data on the forest sector and timber in Equatorial Guinea is scarce and varies amongst sources. Improvement of data collection and communication (internal and external) would be beneficial to elaborate sustainable public policies and potential support to the sector¹⁰².

The selected agency would be tasked with:

1. Identification of data centers (Divisions of forest guards, forest exploitation and conservation within the MAGBOMA, customs of the port of Bata, National Institute of Statistics) and analysis their collection processes
2. Identification of data sets, their accessibility and identification of possible data cross-checks (analysis of the structure of the databases and ways and formats in which the data is exchanged).
3. Assessment of

¹⁰² While adhesion to the Extractive Industry Transparency Initiative was part of the requirements under the current support by the International Monetary Fund could have fostered better data and participation, the process is stalled.

- a. the interest and potential support of the various national administrations in making data more accessible and transparent
 - b. the degree of disaggregation possible/desirable (national/provincial/per company or concession)
 - c. the use of the Sydonia program in relation to the timber sector.
4. Policy and technical support to catalyze Equatorial Guinea's adherence to the International Tropical Timber Organization
 5. Support for policy dialogue with neighboring countries (Cameroon and Gabon), to identify possible sources of overlap in terms of cross-border flows (access to statistics from the relevant customs posts).
 6. Exchanges with the private sector (see section below) to assess the reliability of figures used by various Equatorial Guinean administrations
 7. Gather information from research organizations and NGOs on current knowledge of timber flows and the methodologies to be developed to clarify them.

Mapping of forest/timber actors and potential evolution towards sustainability

The selected IO will help CAFI identify ways to improve forest management practices through better integration of sustainable management principles by private operators. The IOs are expected to describe how it will

1. Help refine CAFI's understanding of forest management actors, including through
 - a. identification of forest managers (private, artisanal and communal) in relation to the census of companies carried out by the World Bank and creation of a directory
 - b. identification and creation of a directory for protected areas management
 - c. identification of segmentation criteria into sub-groups (by management mode, exploitation area / volumes produced, specific issues)
 - d. identification of possible groups / umbrella organizations
2. Gather better knowledge of practices and identify current management and operational practices, deviations from standard sustainable management norms, potential incentives (savings, reputation, markets, etc.) that could trigger the adherence of these operators to sustainable management practices. This exercise will also explore the practices in artisanal operations.
3. Identify the most effective levers to engage the different segments of forest management actors towards sustainable management (possibly up to external certification), and identify potential "leaders" who could form the first group to work with
4. Evaluate the extent of artisanal logging¹⁰³
5. Identify existing and/or needed capacities in the Ministry of Agriculture, Forestry, Livestock and Environment to advice on and to monitor sustainable forest management practices
6. Catalyze high-level dialogue to support adoption of the revised forest law by the Parliament and /or implementation regulations¹⁰⁴

¹⁰³ In 2010, the "non-governmental" organization Friends of Nature and Development in Equatorial Guinea (ANDEGE) conducted a 6-months study that estimated that annual production from the artisanal sector amounts to approximately 86 800 m³ per year and almost 75 percent of it directly meets local demand. People interviewed in 2017 and 2019 during the development of the National Investment Framework reported that artisanal activities have begun to predominate in the country in both the continental and insular regions.

¹⁰⁴ The law has been validated by the Minister. Its adoption by Parliament is expected in June 2021.

Land use planning

Land use planning has been listed as a priority in Equatorial Guinea's National REDD+ Investment plan, and the Government has already engaged notably with a small grant from FAO (100k)¹⁰⁵ and a written commitment to mobilize domestic funds. The need for land use planning and a land use plan is evoked in the National Development Strategy, on which a Decree was adopted in May 2021.

The IO will be expected to describe how it will:

- Produce an updated inventory of the land-use planning process, the steps already taken and the actors involved, based on the preliminary analyses of the investment plan and the needs analysis (currently underway with FAO support in EG)
- Identify in the short and medium-term needs, the actions to which CAFI could contribute with a significant impact (eg methodological support and process support).
- Identify and concretize, as far as possible and through a political dialogue in support of the Embassies, the annual domestic financial envelope and current implementation priorities.
- Identify the current agenda for the process, the needs for technical assistance of the Ministry of Finance (responsible for territorial planning and allocation of funds for government programs) and the levers (political dialogue) to prioritize this agenda
- Depending on the evolution of the process, a direct operational support could be envisaged to ensure that the Observatory (*Observatorio Guinea Ecuatorial 2035*) established through Decree 69/2021 of 29 April 2021 informs the land use planning process .

Explore options for integrated local programs

The National REDD+ Investment Plan identifies five possible integrated local programs in the Littoral province, municipality of Niefang, province of Kie-Ntem, and the Bioko and Annobon islands. While CAFI does not envisage direct support to such programs, further analysis, based on clear criteria, could catalyze future investments.

The IO shall propose ways to :

- Determine of the most relevant criteria, guided by a principle to have an area that reflects the maximum number of national issues. For example, the criteria could include: density of villages / populations / degradation of forest cover / proximity to border areas with suspected illegal timber imports / ease of access / importance of communal forests / diversity of operators in the forestry sector / most optimal contribution to livelihoods and emissions reductions and sectors / forest areas / border areas to monitor flows of timber or central areas where logs are supposedly gathered in containers before being shipped for exports/potential for payment for ecosystem services (including watersheds). Integrated local programmes do not at the moment include national parks such as Monte Allen, but these could also be of interest for biodiversity purposes.
- Compare of the various integrated local programs proposed in the National Investment Plan based on these criteria
- Study the relevance and feasibility of conducting pilots to elaborate and implement local development plans for the provinces and territories suggested in the local integrated programmes of the National REDD+ Investment plan.
- List and analyse actions carried out on protected areas by various NGOs and possible synergies

¹⁰⁵ FAO support bears on an analysis of studies needed and the first structuring of a new Commission on Land use planning

Support to access to finance

The CAFI Secretariat provided technical support to Equatorial Guinea's submission to the first round of calls for proposals for [the LEAF coalition](#).

Main challenges and risks

The main risks remained the same. i.e “weak capacity in government” and “lack of national appropriation”. New Ministers of Finance and Agriculture/Environment/Forests were designated in 2020. The posts of the Director General for Planification also changed in 2020. To mitigate, letters were exchanged in November to renew contact and the French Embassy met with the new administration on behalf of CAFI in November 2020. To note however, two decrees on the timber sector were taken at the presidential level in 2020.

The political risks linked to low levels of transparency and weak institutions and financial tracking systems of the country has a whole represents a constant risk. Insufficient governance, especially regarding the forestry sector, is also an ongoing risk in Equatorial Guinea.

6.5 Cameroon

Context

Cameroon forests cover approximately 19 million hectares, almost the size of Syria. Deforestation was relatively low until 2013, **but annual rates have doubled between the 2006-2012 period and the 2013-2019 period**. While there is no recent study on drivers, agriculture - small, semi-permanent (cocoa, coffee and cotton in the Northern region) and large scale (oil palm, rubber), wood-energy production, as well as infrastructure projects and mining play an important role.

The rural sector is one of the mainstays of the Cameroonian economy, contributing approximately 21% of GDP (2012 to 2018). In terms of exports, the rural sector accounts for 55% of the country's export earnings - ahead of hydrocarbons (30%). However, the large imports in agro-food products impact the trade balance negatively, catalyzing **a national ambition to increase domestic agricultural production**. This is compounded by the fact that Cameroon's population is expected to double by 2046, with projections of an increase of 20 million people in urban areas and 17 million in rural areas, which will trigger a growing demand for food production.

Cameroon's ambition to increase its domestic agricultural production is part of the national vision to become an emerging and industrialized economy by 2035. The Government strategy aims to satisfy the growing national and regional market for oil palm and its industrialised derivatives, thereby driving expansion of large, medium and small-scale palm plantations. The Government's goal to double cocoa production could drive increasing forest degradation unless **productivity can be increased on existing farms, and expansion focused in already degraded forest, or afforestation promoting locally-developed cocoa agroforestry practices in savannah areas**. Unlike other countries in the region, Cameroon is already experiencing very significant pressure on land, not only due to demographic factors but also related to the development of economic activities.

Preparatory grant

The CAFI Executive Board allocated in 2016 a preparatory grant of 1 million US\$ to support the government with the elaboration of a national investment framework. The grant was to be jointly implemented by the French Development Agency (AFD) and the World Bank. Because of unresolved questions about the institutional oversight AFD's portion of the grant was not disbursed and were returned to the CAFI Fund. The World Bank started implementing the grant through a small REDD+ National Coordination Unit, under the Ministry of Environment (MINEPDED). The closure of CAFI's existing preparatory grant in 2020 allowed to re-adjust CAFI's approach to support Cameroon and integrate other Ministries, such as the Ministry of Economy and Planning (MINEPAT) into the dialogue.



The implementation of the CAFI preparatory grant was awarded to two agencies: the World Bank (US\$542,000) and AFD (US\$458,000). However, upon the instruction of the CAFI Executive Board, the AFD portion of the grant was never implemented and is being reverted to the CAFI account. This grant was concluded and operationally closed in 2020 and the AFD funds returned in 2021.



More details about this grant are found on the CAFI web site here : <https://www.cafi.org/countries/cameroon/preparatory-grant-develop-national-investment-framework-cameroon>

Policy dialogue

The Government of Cameroon is engaged in a process to better coordinate development planning and implementation and **strengthen the role of the Ministry of Land Use planning (MINEPAT)** to do so. It has indicated its interest in better

integrating the sustainable land use and management dimension into its internal planning processes, in order to minimize the impacts of its economic diversification priorities on forest cover. The integration of climate change and sustainable management of natural resources in the National Development Strategy 2020-2030 and the Rural Sector Development Strategy has been strengthened.

Based on the conclusions from the joint CBFP-CAFI mission to Cameroon in November 2021, the CAFI Executive Board agreed in 2021 on a phased approach to move forward in the partnership with Cameroon, that would test and evaluate pilot investments and institutional arrangements and combine this with technical assistance for the finalization of sectoral strategies and policy reforms. Throughout a three-year pilot phase, the progress made on pre-defined policy measures and in the revision of sectoral policies will be evaluated – and allow CAFI to test feasibility and political will before taking a decision to enter a larger programming phase in Cameroon.

In the weeks between 22 November and 11 December 2021, the CAFI Secretariat held a series of technical and political meetings in Yaoundé, back-to-back with Germany's bilateral government negotiations in Cameroon, which gave an additional lever to mobilize high-level government authorities.

The CAFI Secretariat's mission helped to better anchor CAFI in the ongoing planning efforts of the country, to obtain the government's agreement for a high-level steering of the future partnership with CAFI, to develop a common understanding on the approach for the establishment of a pilot phase of the partnership among the different stakeholders. It also helped to identify an appropriate governance framework and coordination mechanism and to initiate exchanges on future pilot investments with the government. **As a result of this mission, the Minister for Economy, Land-Use Planning and Planning (MINEPAT) agreed to pilot and coordinate the future partnership with CAFI.** The CAFI Secretariat coordinated closely with the Facilitator of the CBFP, Dr. Christian Ruck, before and during CBFP missions to Cameroon, which enabled CAFI's policy dialogue with Cameroon's authorities to be substantially pushed forward.

Risks and Challenges

The main risks remain the same as previously, including “lack of national appropriation”, “environmental, political and/or economic changes/shocks” and “country's vision and CAFI theory of change not harmonized. While climate change is now recognised as ‘real’ in Cameroon, climate smart development lacks high level Government “champions” for a common vision to be translated into coordinated policy and concrete practice.

Based on discussions with government and technical and financial partners, CAFI anticipates a period of adjustment to the realities of newly formed regional councils. This will influence work in the North of Cameroon where many CAFI partners have flagship programs and in potential areas for CAFI supported interventions.

In addition, REDD+ remains an unproven concept, unlike agricultural commodities, staple food crops, timber, minerals, etc. Institutionally, REDD+ remains largely dominated by the MINEPED, with little ownership by other Ministries, although they are adopting climate smart approaches. Increasing the political ownership of the national investment framework across sectors and beyond the Ministry of Environment at the highest possible political level has remained a challenge for CAFI.

Finally, conflict and insecurity have remained a concern in 2021. The attention of the government and the international donor community continues to be directed to the complex humanitarian situation in the anglophone regions. Until the situation improves, there is a risk that this influence negatively on the pace of the donor community's development agenda, impacting also on the capacity of delegations from members of the CAFI Executive Board to mobilize support for the political dialogue around the national investment framework.

6.6 Central African Republic

Context

Heavily impacted by the 2013 political-military crisis, CAR is one of the poorest countries in the world with a GDP per capita of US \$ 418 in 2017 with 4.6 million inhabitants in 2018.

The humanitarian crisis caused by the 2012-2013 political-military crisis continues, with population movements continuing to fluctuate with episodes of violence. At the end of August 2018, there were 621,035 internally displaced persons and 572,984 persons in neighboring countries. The World Food Programme recently estimated the number of food-insecure Central Africans at more than 2 million and in 2018, more than half of the country's population still required humanitarian assistance (2.9 million people), according to OCHA a figure that increased by 16% compared to the previous year.

The country's economic growth rate has been around 4% and remains largely insufficient to meet the reconstruction needs (BM databank, 2018). This growth rate is supported by the recovery of activities in construction, trade and transport as well as by timber export. The country's public finance situation is still characterized by low domestic revenue mobilization, which represented only 9.1% of GDP in 2017 (sub-Saharan Africa average: 16%) and low investment from domestic resources.

The Central African Republic remains largely dependent on the support of technical and financial partners. During a joint donor conference in November 2016, the international community promised to mobilize 2,2 Billion US\$ to implement a National Crisis and Development Plan, called the National Peace Building and Recovery Plan for the Central African Republic (RCPCA). The plan's elaboration was supported by three donors (EU, UN, World Bank).

Forest cover approximately **28.3 million hectares**, or 47 % of the national territory. Deforestation is relatively low in dense humid forests, with an average of 0.10 to 0.20% per year (in the best -known region of the South-West).

Two preparatory grants

A first grant to help CAR define its vision for green recovery

This preparatory grant, approved in 2016, from CAFI helped the Central African Republic prepare to enter the investment phase for its forests, through the development of a National REDD+ Strategy and Investment Framework (NIF). Development of the NIF and the political dialogue with the Central African Republic **mobilized high-level government authorities**, as well as technical and financial partners. **The Prime Minister of CAR presented the NIF to CAFI in April 2020, reiterating the country's commitment to pursue these objectives.** The Government considers the NIF to be a strategic tool for implementing Pillar 3 of the RCPCA and achieving the objectives of its Nationally Determined Contribution.

The CAFI preparatory grant made it possible for the National Climate Coordination, supported by its partners, to ensure **participation and ownership by all stakeholders** (three national workshops and 224 bilateral interviews).

The NIF lays the groundwork for mobilizing REDD+ financing for an initial period (2020-2025). It identifies **27 priority actions** to be implemented over this period to achieve the expected longer-term REDD+ results, that together, contribute to six main outcomes:

- Integrated and inclusive national land use planning and increased land tenure security
- Adoption of sustainable harvesting and management practices of forest ecosystems and restoration of degraded landscapes

- Reduction of unsustainable wood fuel harvesting
- Development of an income-generating, job-creating, sustainable and "zero-deforestation" agriculture
- Adoption of good practices for managing environmental and social impacts in the mining sector; and,
- Increased access to "green" finance for sustainable investments in the land use, land use change, and forestry sector.

The draft Country Partnership Framework 2021-2025, between the World Bank and CAR, proposes the NIF as a progress indicator within its Thematic Area 2.

The CAR NIF approach is to implement at sub national scale it in three priority areas, selected based on the existing HCS/HCV forests and threats, existing local authorities and/or projects to support re-deployment of local authorities, existing LDP / LUP, safety, financial & Technical partners presence and context diversity (threats, land tenure, etc.) to promote replicability. Based on these criteria, **Bangui & its surrounding area, the protected area of Dzanga Figure Figure 12 : Sangha and the National Park of Mbaere Bodingue & corridor and the Bangassou Forest were identified as priority areas.**



The implementation of the CAFI preparatory grant of 1 MUS\$ was awarded to the World Bank. Its financial delivery rate is 99%. It closed in 2021.



More details : <https://www.cafi.org/countries/central-african-republic/preparatory-grant-develop-national-investment-framework>

A second (2020) prep grant to support the policy dialogue and conduct pre-feasibility studies for pilot projects of the National Investment Framework

The objective of this second preparatory grant from CAFI, approved in 2020, is to support the continued efforts of the partnership between the former and the Government and CAFI for the implementation of the measures identified in the National Investment Framework, through

1. support for the **development of a Letter of Intent and the associated coordination and monitoring-evaluation mechanism**, and
2. the conduct of **three pre-feasibility studies** for programs in three pilot areas.

Through activities preparing for the implementation of investments in the sectors identified in the National Investment Framework, the preparatory grant will **provide data to help define ambitions for reducing emissions and improving livelihoods** in the three target areas.

Institutional arrangements will be put in place to ensure the effective participation and ownership of stakeholders in the process of developing and validating the letter of intent with CAFI (steering committee, technical working group).

The grant will provide **operational and logistical support to the policy dialogue** between CAFI and CAR for the development of a Letter of Intent, through

- collecting and analysing progress in the different land use sectors
- capacity building of stakeholders (women, youth, indigenous, vulnerable)
- developing a proposal for a coordination, monitoring and evaluation mechanism, chaired by the Prime Minister, for the implementation of the Letter of Intent

Pre-feasibility studies will be elaborated and validated to prepare 3 programs in 3 pilot areas (Bangui & periphery, Dzanga-Sangha + Mbaere Bodingue protected areas complex and corridor, Bangassou forest). The studies will analyze the drivers of deforestation, stakeholders' capacities and needs, assess the potential for CO2 mitigation and storage and propose intervention approaches.

The content of the Letter of Intent and results of the pre-feasibility studies will be disseminated to the populations.

This grant targets both **the national level (policy dialogue) and the local level**. Three pilot intervention zones have been proposed in the NIFINC to experiment innovative pilot REDD+ initiatives at the local level: Bangui and its periphery, in the southwest of the country the Dzangha-Sangha Protected Areas Complex (APDS), the Bodingue Mbaere Park, the Ngotto forest and the corridor connecting them, and in the southeast the Bangassou forest.



The implementation of the CAFI preparatory grant of 700,000 US\$ was awarded to AFD and funds were transferred in July 2021. The support project will effectively start in 2022. .



More details : <https://www.cafi.org/countries/central-african-republic/preparatory-grant-policy-dialogue-and-pre-feasibility-central-african-republic>

Risks and Challenges

Although in early 2019 a peace agreement was signed in Khartoum as result of a lengthy and direct dialogue between the CAR government and different rebel groups, the political situation remains unstable with frequent reshuffling of the cabinet. In addition, the government is slowing deploying its administrative capacity beyond Bangui, and weak administrative capacity on the regional level can be expected for the next years. Bearing the fragility of the new CAR state in mind, the CAFI Executive Board expects the national investment framework align strongly with country's National Recovery and Peace Building Plan (RCPCA).

Political risks include a potential increase of violence in the potential intervention zones.

Further potential risks include insufficient governance processes (e.g. decisions are not taken in an intersectoral coordinated manner or unclear mandates of the different inter-ministerial organs working on land-use planning and REDD+). This risk should be mitigated through the establishment of a high-level, intersectoral coordination organ.

Socio-environmental risks include potential land-use conflicts arising from the tenure reform, which will be mitigated by the elaboration of national land-use plan and the revision of the legal framework relating to tenure. Social and tenure-related conflicts could also emerge from the return of displaced persons.

Furthermore, a potential risk could be a lacking coordination of finance for development activities channeled through CAFI. However, CAFI is planning on providing dedicated support to the coordination, monitoring and evaluation of future investments. Furthermore, future activities will be aligned with the National Recovery and Peace Building Plan (RCPCA) that has been extended to 2023

Reputational risks increased with the slow onset of the 2nd preparatory grant, that had not effectively started by end 2021.

3.7 Regional study

In Central Africa, as in other parts of the world, **deforestation and forest degradation are complex, transboundary processes with various direct and underlying causes**. Regional estimates of the drivers of forest loss in the Congo Basin are based on current global scientific literature, with **data available only through 2014 and that often excludes the recent upward trend observed in tree cover loss**. Studies also tend to omit the role of degradation resulting from induced by forestry operations, timber extraction and other commercial activities. There is no **clear consensus on the relative weight of the main direct drivers and agents of deforestation and degradation** of the Central African forests, including the possible growing relevance of mineral extraction, road development, agribusiness, commercial logging and biofuels, in addition to the recognized and leading drivers, which are traditional subsistence agricultural expansion and charcoal collection.

The CAFI Board approved in June 2020 a study, undertaken by FAO, **to assess deforestation and forest degradation and related direct drivers** aims to map disturbances and quantify direct drivers of deforestation and forest degradation in the Central Africa region. It aims at

- *Reaching a good understanding of **why and where** forest disturbances occur and their extent is key to developing targeted policies and actions to reduce forest loss and related carbon emissions.*
- *Strengthening the capacities of national stakeholders and convene a large community of scientists and NGOs to develop a global, standard, large-scale methodology. The programme partners with **20 national partners and implementing agencies convened through virtual monthly meetings***
- *Testing it to quantify deforestation and forest degradation trends and their current and historical direct drivers in the six CAFI partner countries.*



The implementation of the CAFI preparatory grant of 1,200,000 US\$ was awarded to FAO. The programme started in September 2020, and has spent 50% of its funding by 31 December 2021. With some delays in interpretation of data, a no cost extension was granted until 30 August 2022.



More details : <https://sites.google.com/view/cafifaoddd/home>



Results to date :

- The establishment of an accessible [website](#) to disseminate the methodology, outputs, progress and webinars
- [A Literature review](#) and [accessible project library](#) compile all relevant literature and is updated throughout the project
- [The regional classification scheme for land cover](#) with categories described in English, French and Spanish, that integrates national classifications and definitions
- Wall-to-wall processing of optical and radar satellite data by experts in partner countries to produce forest cover type and change maps using SEPAL



- Preliminary data presented during a side event at COP-26 in Glasgow affirmed the study hypothesis that deforestation and degradation would increase over the 2015-2020 period across the 6 CAFI Partner countries. Rather, these results, that have not been subject to an independent peer-review but have been discussed in the Technical Committee with renowned experts, show the below.

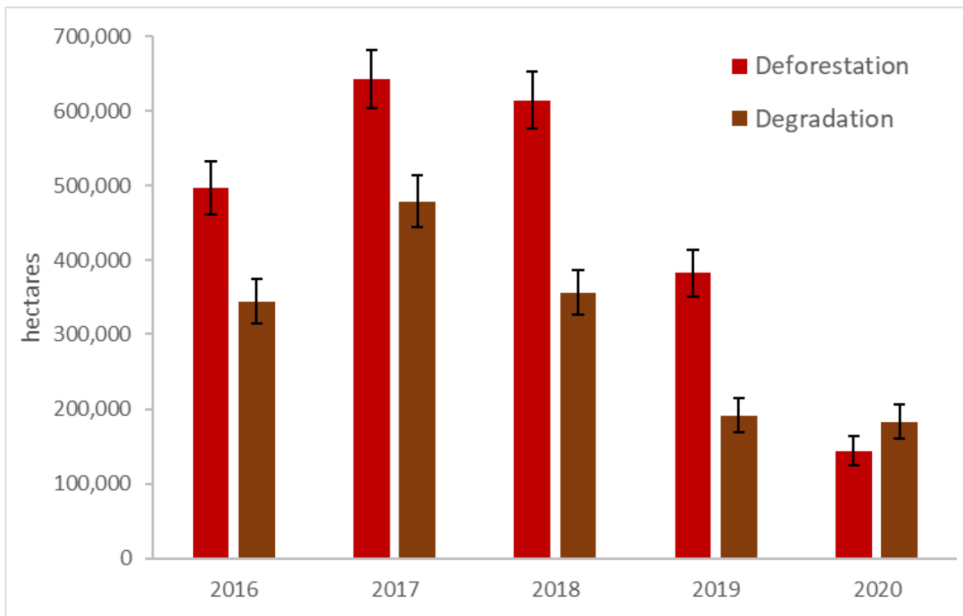


Figure 33: estimated areas (hectares) of deforestation and degradation cumulatively in CAFI's 6 partner countries

- Data ownership : towards the end of 2021, when preliminary data was validated, DRC confirmed its interest in using this data to update its own activity data and reference level. While the project was not designed to produce results at the national scale, DRC making such proactive move to adopt the methods and data for their national reporting is an encouraging development. Efforts are underway in the other partner countries.

- Development and execution of a methodology ([Project Methodology Document](#) developed by the COTECH) to identify the presence of drivers around points of change including definitions and descriptions and terminology associated with each driver.
- Visual validation of 11,874 points in Collect Earth Online (CEO) by 52 users who visually interpreted each point 3 times to reduce user bias.

7. Risks, challenges & lessons learned

Besides the risks and challenges summarized at country level in section 6, recurring risks and challenges across the CAFI initiative and portfolio include :

- The lack of information on and/or progress in the implementation of a small number of projects funded by CAFI through FONAREDD and the insufficient follow-up by the FONAREDD Secretariat required intensive CAFI engagement in the formulation and follow-up of decisions made by the Technical Committee
- Although CAFI's portfolio continues to grow, recruitment of additional CAFI Secretariat staff was not yet finalized in 2021. The fact that the Secretariat was understaffed prevented it from reaching its full potential and put high pressure on its staff members. The covid-2019 pandemic in 2021 and related quarantines and travel limitations continued to affect staff capacity in the CAFI Board, Secretariat, Partner countries and implementing agencies.
- The expansion of the CAFI portfolio and its multi-country, multi-stakeholder and multi (inter-related) outcomes, requires more sophisticated Monitoring, Evaluation and learning systems that mobilize various expertise (financial, programmatic, M&E). These should allow testing the theory of change, alert on pending and increasing risks in the appropriate timeframe and recommend adaptive actions by the Executive Board, Embassies or implementing organizations. To address these risks, the CAFI Secretariat is developing a Monitoring and Evaluation Policy & Guidelines and a revision of its existing results framework, as well as an updated Risk Management Strategy, aiming at their adoption by the Executive Board by end 2022.
- Beyond policies and guidelines, more regular dialogues need to be undertaken with implementing organizations to ensure feedback, suggestions and finally uptake of the guidance provided by the Fund. The 2021 Annual reporting exercise was a test of compliance to the new reporting template, that was not entirely successful. Some programmes failed to report on major sections of the reporting template - such as their expenditures per outcome, or trainings provided on sexual harassment, exploitation and abuse, which made compilation at the Fund level impossible. A frank but constructive dialogue has been initiated and will continue regularly in 2022.
- With a growing portfolio, ever-ambitious new milestones with short deadlines and high-level political engagement in CAFI donor and partner countries, reputational risks in the media also increase. Increased staffing at the CAFI Secretariat, swift information flows and a reactive Executive Board will be needed to address these risks. Trust building with international NGOs is also a desirable process.

8. Looking ahead

While intense efforts focused in 2021 on high level policy commitments with the DRC and on delivering on the 2015-2020 portfolio in the same, 2022 will be largely devoted to turning the funding commitment into approved programmes that can deliver fast, long-term and sustainable results, notably in the DR Congo, Gabon and Republic of Congo, while continuing to deepen the partnership with Equatorial Guinea, Cameroon and the Central Africa Republic with new, tailored opportunities. Country ownership remains a strong focus of CAFI's support. CAFI's new procedures are now in place to allow access to the CAFI Fund for international non-governmental organizations.

On the international scene, resuming of in-person meetings in a post-pandemic setting will offer new opportunities to showcase the relevance of Central African Forests for climate, biodiversity and people, and CAFI's dual approach and results. With the world's eyes on Africa during COP 27 in Egypt, opportunities can be seized to ensure that Central African forests receive the attention they deserve.

Joint efforts of Partner countries, the Executive Board, its Secretariat, other donors, implementing organizations, and beneficiaries on the ground must continue to protect a forest that is possibly the **last significant land-based tropical carbon sink in the world** and the people who depend upon it



Annex 1 CONSOLIDATED ANNUAL FINANCIAL REPORT of the Administrative Agent

Central African Forest Initiative

for the period 1 January to 31 December 2021

UN Multi-Partner Trust Fund Office
United Nations Development Programme
PARTNERS GATEWAY: <https://mptf.undp.org>

11 May 2022



Central African Forest Initiative
Financial Report
prepared by the Administrative Agent

11 May 2022

DEFINITIONS

Allocation

Amount approved by the Steering Committee for a project/programme.

Approved Project/Programme

A project/programme including budget, etc., that is approved by the Steering Committee for fund allocation purposes.

Contributor Commitment

Amount(s) committed by a contributor to a Fund in a signed Standard Administrative Arrangement with the UNDP Multi-Partner Trust Fund Office (MPTF Office), in its capacity as the Administrative Agent. A commitment may be paid or pending payment.

Contributor Deposit

Cash deposit received by the MPTF Office for the Fund from a contributor in accordance with a signed Standard Administrative Arrangement.

Delivery Rate

The percentage of funds that have been utilized, calculated by comparing expenditures reported by a Participating Organization against the 'net funded amount'. This does not include expense commitments by Participating Organisations.

Indirect Support Costs

A general cost that cannot be directly related to any particular programme or activity of the Participating Organizations. UNSDG policy establishes a fixed indirect cost rate of 7% of programmable costs for inter-agency pass-through MPTFs.

Net Funded Amount

Amount transferred to a Participating Organization less any refunds transferred back to the MPTF Office by a Participating Organization.

Participating Organization

A UN Organization or other inter-governmental Organization that is a partner in a Fund, as represented by signing a Memorandum of Understanding (MOU) with the MPTF Office for a particular Fund.

Project Expenditure

The sum of expenses and/or expenditure reported by all Participating Organizations for a Fund irrespective of which basis of accounting each Participating Organization follows for donor reporting.

Project Financial Closure

A project or programme is considered financially closed when all financial obligations of an operationally completed project or programme have been settled, and no further financial charges may be incurred.

Project Operational Closure

A project or programme is considered operationally closed when all programmatic activities for which Participating Organization(s) received funding have been completed.

Project Start Date

Project/ Joint programme start date as per the programmatic document.

Total Approved Budget

This represents the cumulative amount of allocations approved by the Steering Committee.

US Dollar Amount

The financial data in the report is recorded in US Dollars

INTRODUCTION

This Consolidated Annual Financial Report of the **Central African Forest Initiative** is prepared by the United Nations Development Programme (UNDP) Multi-Partner Trust Fund Office (MPTF Office) in fulfillment of its obligations as Administrative Agent, as per the terms of Reference (TOR), the Memorandum of Understanding (MOU), Addendum to the MOU specific to EU agreement signed between the UNDP MPTF Office and the Participating Organizations, and the Standard Administrative Arrangement (SAA) signed with contributors.

The MPTF Office, as Administrative Agent, is responsible for concluding an MOU with Participating Organizations and SAAs with contributors. It receives, administers and

manages contributions, and disburses these funds to the Participating Organizations. The Administrative Agent prepares and submits annual consolidated financial reports, as well as regular financial statements, for transmission to stakeholders.

This consolidated financial report covers the period 1 January to 31 December 2021 and provides financial data on progress made in the implementation of projects of the **Central African Forest Initiative**. It is posted on the MPTF Office GATEWAY (<https://mptf.undp.org/factsheet/fund/AFI00>).

2021 FINANCIAL PERFORMANCE

This chapter presents financial data and analysis of the **Central African Forest Initiative** using the pass-through funding modality as of 31 December **2021**. Financial information for this Fund is also available on the MPTF Office GATEWAY, at the following address: (<https://mptf.undp.org/factsheet/fund/AFI00>).

1. SOURCES AND USES OF FUNDS

As of 31 December **2021**, **7** contributors deposited US\$ **501,902,387** and US\$ **2,117,366** was earned in interest.

The cumulative source of funds was US\$ **504,019,753**.

Of this amount, US\$ **213,558,957** has been net funded to the DRC National Fund and 4 Participating Organizations, of which US\$ 130,622,207 has been reported as expenditure. The Administrative Agent fee has been charged at the approved rate of 1% on deposits and amounts to US\$ **4,976,410**. Table 1 provides an overview of the overall sources, uses, and balance of the **Central African Forest Initiative** as of 31 December 2021.

Table 1 Financial Overview, as of 31 December 2021 (in US Dollars)

	Prior Years as of 31-Dec-2020 Deposits	Annual 2021	Cumulative
Sources of Funds			
Contributions from donors	319,587,575	182,314,812	501,902,387
Sub-total Contributions	319,587,575	182,314,812	501,902,387
Fund Earned Interest and Investment Income	1,579,043	531,047	2,110,090
Interest Income received from Participating Organizations	7,276	00	7,276
Total: Sources of Funds	321,173,894	182,845,859	504,019,753
Use of Funds			
Transfers to Participating Organizations	19,715,683	3,655,890	23,371,573
Transfers to MPTFs	171,200,000	00	171,200,000
Refunds received from Participating Organizations	(4,197)	(474,010)	(478,207)
Net Funded Amount	190,911,486	3,181,880	194,093,366
Administrative Agent Fees	3,153,262	1,823,148	4,976,410
Direct Costs	10,924,361	8,541,230	19,465,591
Bank Charges	3,184	3,440	6,625
Other Expenditures	42,614	00	42,614
Total: Uses of Funds	205,034,906	13,549,699	218,584,605
Change in Fund cash balance with Administrative Agent	116,138,987	169,296,160	285,435,148
Opening Fund balance (1 January)		116,138,987	
Closing Fund balance (31 December)	116,138,987	285,435,148	285,435,148
Net Funded Amount (Includes Direct Cost)	201,835,846	11,723,110	213,558,957
Participating Organizations Expenditure (Includes Direct Cost)	83,833,273	46,788,934	130,622,207
Balance of Funds with Participating Organizations	118,002,574	(35,065,824)	82,936,750

2. PARTNER CONTRIBUTIONS

Table 2 provides information on cumulative contributions received from all contributors to this fund as of 31 December **2021**.

The **Central African Forest Initiative** is currently being financed by **7** contributors, as listed in the table below

The table includes financial commitments made by the contributors through signed Standard Administrative Agreements with an anticipated deposit date as per the schedule of payments by 31 December **2021** and deposits received by the same date. It does not include commitments that were made to the fund beyond **2021**.

Table 2. Contributions, as of 31 December 2021 (in US Dollars)

Contributors	Total Commitments	Prior Years as of 31-Dec-2020 Deposits	Current Year Jan-Dec-2021 Deposits	Total Deposits
Government of Belgium	3,359,748	-	3,359,748	3,359,748
European Union	4,261,363	4,261,363	-	4,261,363
Government of France	13,438,980	9,880,470	3,558,510	13,438,980
Government of Germany	160,074,390	67,516,724	92,557,666	160,074,390
Government of Netherlands	17,000,000	5,000,000	9,000,000	14,000,000
Government of Norway	344,693,278	232,520,150	73,395,756	305,915,906
Government of Republic of Korea	852,000	408,868	443,133	852,000
Grand Total	543,679,759	319,587,575	182,314,812	501,902,387

3. INTEREST EARNED

Interest income is earned in two ways: 1) on the balance of funds held by the Administrative Agent (Fund earned interest), and 2) on the balance of funds held by the Participating Organizations (Agency earned interest) where their Financial Regulations and Rules allow return of interest to the AA.

As of 31 December **2021**, Fund earned interest amounts to US\$ **2,110,090**.

Interest received from Participating Organizations amounts to US\$ **7,276**, bringing the cumulative interest received to US\$ **2,117,366**. Details are provided in the table below.

Table 3. Sources of Interest and Investment Income, as of 31 December 2021 (in US Dollars)

Interest Earned	Prior Years as of 31-Dec-2020	Current Year Jan-Dec-2021	Total
Administrative Agent			
Fund Earned Interest and Investment Income	1,579,043	531,047	2,110,090
Total: Fund Earned Interest	1,579,043	531,047	2,110,090
Participating Organization			
FAO	7,276	00	7,276
Total: Agency Earned interest	7,276	00	7,276
Grand Total	1,586,319	531,047	2,117,366

4. TRANSFER OF FUNDS

Allocations to Participating Organizations are approved by the Steering Committee and disbursed by the Administrative Agent. As of 31 December **2021**, the AA has transferred US\$ **194,571,573** to the DRC National Fund and 4 Participating Organizations (see list below).

Table 4 provides additional information on the refunds received by the MPTF Office, and the net funded amount for each of the Participating Organizations.

Table 4. Transfer, Refund, and Net Funded Amount by Participating Organization (in US Dollars)

Participating Organization	Prior Years as of 31-Dec-2020			Current Year Jan-Dec-2021			Total		
	Transfers	Refunds	Net Funded	Transfers	Refunds	Net Funded	Transfers	Refunds	Net Funded
AFD	9,874,010	00	9,874,010	700,000	(474,010)	225,990	10,574,010	(474,010)	10,100,000
DRC NF	171,200,000	00	171,200,000				171,200,000	00	171,200,000
FAO	2,601,673	(4,197)	2,597,476	1,500,000	00	1,500,000	4,101,673	(4,197)	4,097,476
IBRD	2,240,000	00	2,240,000				2,240,000	00	2,240,000
UNDP	5,000,000	00	5,000,000	1,455,890	00	1,455,890	6,455,890	00	6,455,890
Grand Total	190,915,683	(4,197)	190,911,486	3,655,890	(474,010)	3,181,880	194,571,573	(478,207)	194,093,366

5. EXPENDITURE AND FINANCIAL DELIVERY RATES

All final expenditures reported are submitted as certified financial information by the Headquarters of the Participating Organizations. These were consolidated by the MPTF Office.

Joint programme/ Project expenditures are incurred and monitored by each Participating Organization, and are reported to the Administrative Agent as per the agreed upon categories for inter-agency harmonized reporting. The expenditures are reported via the MPTF Office's online expenditure reporting tool. The **2021** expenditure data has been posted on the MPTF Office GATEWAY at (<https://mptf.undp.org/factsheet/fund/AFI00>).

5.1 EXPENDITURE REPORTED BY PARTICIPATING ORGANIZATION

In **2021**, US\$ **3,181,880** was net funded to Participating Organizations, and US\$ **44,270,948** was reported in expenditure.

As shown in table below, the cumulative net funded amount is US\$ **194,093,366** and cumulative expenditures reported by the Participating Organizations amount to US\$ **120,329,952**. This equates to an overall Fund expenditure delivery rate of **62** percent.

Table 5.1 Net Funded Amount and Reported Expenditures by Participating Organization, as of 31 December 2021 (in US Dollars)

Participating Organization	Approved Amount	Net Funded Amount	Expenditure			Delivery Rate %
			Prior Years as of 31-Dec-2020	Current Year Jan-Dec-2021	Cumulative	
AFD	10,574,010	10,100,000	2,176,834	2,298,801	4,475,635	44.31
DRC NF	171,200,000	171,200,000	70,265,384	40,814,178	111,079,562	64.88
FAO	4,601,673	4,097,476	1,404,429	592,359	1,996,787	48.73
IBRD	2,240,000	2,240,000	2,191,483	48,517	2,240,000	100.00
UNDP	6,455,890	6,455,890	20,874	517,093	537,967	8.33
Grand Total	195,071,573	194,093,366	76,059,004	44,270,948	120,329,952	62.00

5.2 EXPENDITURE BY PROJECT

The net funded amounts, expenditures reported and the financial delivery rates by project and Participating Organization.

Table 5.2 Expenditure by Project, grouped by Country

Country / Project No. and Project Title	Participating Organization	Total Approved Amount	Net Funded Amount	Total Expenditure	Delivery Rate %	
Cameroon						
00102312	CAMEROON/World Bank-AFD: CAFI	AFD	474,010	00	00	
00102312	CAMEROON/World Bank-AFD: CAFI	IBRD	542,000	542,000	542,000	100.00
Cameroon: Total			1,016,010	542,000	542,000	100.00
Central African Republic (the)						
00102121	CAR/World Bank (TF071553): CAFI Preparatory Funding	IBRD	1,000,000	1,000,000	1,000,000	100.00
00127867	Central African Republic Preparatory / Feasibility study grant	AFD	700,000	700,000	00	0.00
Central African Republic (the): Total			1,700,000	1,700,000	1,000,000	58.82
Congo (the Democratic Republic of the)						
00103702	Disbursement to DRC National Fund REDD+ MPTF in accordance with the LOI and instructions from the CAFI Executive Board	DRC NF	171,200,000	171,200,000	111,079,562	64.88
Congo (the Democratic Republic of the): Total			171,200,000	171,200,000	111,079,562	64.88
Congo (the)						
00102120	CONGO/World Bank (TF071553): CAFI Preparatory Funding	IBRD	698,000	698,000	698,000	100.00
00116876	Preparatory grant	FAO	314,173	310,150	310,150	100.00
00129333	Opérationnalisation du Système national de mesure, de notification, et de vérification (SYNA-MNV) de la République du Congo	FAO	2,000,000	1,500,000	00	0.00
00129481	Projet d'Appui à la Coordination (PAC) de la mise en oeuvre de la Lettre d'intention	UNDP	1,455,890	1,455,890	00	0.00
Congo (the): Total			4,468,063	3,964,041	1,008,150	25.43

Equatorial Guinea						
00103594	EQ. GUINEA/FAO- Desarrollo del Plan Nacional de Inversion REDD+ (PNI-REDD+) de Guinea Ecuatorial	FAO	1,087,500	1,087,326	1,087,326	100.00
Equatorial Guinea: Total			1,087,500	1,087,326	1,087,326	100.00
Gabon						
00111269	Planification nationale de l'affectation des terres et surveillance forestière pour promouvoir des stratégies de développement durable pour le Gabon	AFD	9,400,000	9,400,000	4,475,635	47.61
00122613	Expansion des aires protégées et optimisation de l'utilisation des terres aux fins de production de cultures vivrières au Gabon	UNDP	5,000,000	5,000,000	537,967	10.76
Gabon: Total			14,400,000	14,400,000	5,013,603	34.82
Global and Interregional						
00123542	Assessment of deforestation and forest degradation and related direct drivers using SEPAL	FAO	1,200,000	1,200,000	599,312	49.94
Global and Interregional: Total			1,200,000	1,200,000	599,312	49.94
Grand Total			195,071,573	194,093,366	120,329,952	62.00

Table 5.3. Expenditure by UNSDG Budget Category, as of 31 December 2021 (in US Dollars)

Project expenditures are incurred and monitored by each Participating Organization and are reported as per the agreed categories for inter-agency harmonized reporting. In 2006 the UN Development Group (UNSDG) established six categories against which UN entities must report inter-agency project expenditures. Effective 1 January 2012, the UN Chief Executive Board (CEB) modified these categories as a result of IPSAS adoption to comprise eight categories. All expenditure incurred prior to 1 January 2012 have been reported in the old categories; post 1 January 2012 all expenditure are reported in the new eight categories. See table below.

Category	Expenditures			Percentage of Total Programme Cost
	Prior Years as of 31-Dec-2020	Current Year Jan-Dec-2021	Total	
Staff & Personnel Cost	10,874,849	4,911,562	15,786,411	13.95
Supplies, commodities and materials	3,595,198	5,923,222	9,518,420	8.41
Equipment, vehicles, furniture and depreciation	3,435,264	1,608,126	5,043,391	4.46
Contractual Services Expenses	32,867,188	20,344,428	53,211,616	47.02
Travel	4,582,833	990,805	5,573,638	4.93
Transfers and Grants	10,125,351	5,865,055	15,990,406	14.13
General Operating	5,953,537	2,088,989	8,042,525	7.11
Programme Costs Total	71,434,219	41,732,188	113,166,407	100.00
¹ Indirect Support Costs Total	4,624,785	2,538,761	7,163,545	6.33
Grand Total	76,059,004	44,270,948	120,329,952	

¹ Indirect Support Costs charged by Participating Organization, based on their financial regulations, can be deducted upfront or at a later stage during implementation. The percentage may therefore appear to exceed the 7% agreed-upon for on-going projects. Once projects are financially closed, this number is not to exceed 7%.

6. COST RECOVERY

Cost recovery policies for the Fund are guided by the applicable provisions of the Terms of Reference, the MOU concluded between the Administrative Agent and Participating Organizations, and the SAAs concluded between the Administrative Agent and Contributors, based on rates approved by UNDG.

The policies in place, as of 31 December 2021, were as follows:

- The Administrative Agent (AA) fee:** 1% is charged at the time of contributor deposit and covers services provided on that contribution for the entire duration of the Fund. In the reporting period US\$ **1,823,148** was deducted in AA-fees. Cumulatively, as of 31 December **2021**, US\$ **4,976,410** has been charged in AA-fees.
- Indirect Costs of Participating Organizations:** Participating Organizations may charge 7% indirect costs. In the current reporting period US\$ **2,538,761** was deducted in indirect costs by Participating Organizations. Cumulatively, indirect costs amount to US\$ **7,163,545** as of 31 December **2021**.

8. DIRECT COSTS

The Fund governance mechanism may approve an allocation to a Participating Organization to cover costs associated with Fund coordination covering overall coordination, and fund level reviews and evaluations. These allocations are referred to as 'direct costs'. In the reporting period, direct costs charged to the fund amounted to US\$ 8,541,230. Cumulatively, as of 31 December 2021, US\$ 19,465,591 has been charged as Direct Costs.

Participating Organization	Current Year Net Funded Amount	Current Year Expenditure	Total Net Funded Amount	Total Expenditure
UNDP	8,541,230	2,517,986	19,465,591	10,292,255
Total	8,541,230	2,517,986	19,465,591	10,292,255

7. ACCOUNTABILITY AND TRANSPARENCY

In order to effectively provide fund administration services and facilitate monitoring and reporting to the UN system and its partners, the MPTF Office has developed a public website, the MPTF Office Gateway (<https://mptf.undp.org>). Refreshed in real time every two hours from an internal enterprise resource planning system, the MPTF Office Gateway has become a standard setter for providing transparent and accountable trust fund administration services.

The Gateway provides financial information including: contributor commitments and deposits, approved programme budgets, transfers to and expenditures reported by Participating Organizations, interest income and other expenses. In addition, the Gateway provides an overview of the MPTF Office portfolio and extensive information on individual Funds, including their purpose, governance structure and key documents. By providing easy access to the growing number of narrative and financial reports, as well as related project documents, the Gateway collects and preserves important institutional knowledge and facilitates knowledge sharing and management among UN Organizations and their development partners, thereby contributing to UN coherence and development effectiveness.

Contributors



Government of Belgium



European Union



Government of France



Government of Germany



Government of Netherlands



Government of Norway



Government of Korea

UN Participating Organizations



Food and Agriculture Organization



United Nations Development Programme

Other Participating Organizations



Agence Française de Développement



DRC National Fund REDD+



IBRD (International Bank for Reconstruction and Development)

Annex II : Gender assessment

Methodology to assess gender responsiveness

Mark	Meaning	Criteria
Gender blind (GEN-0)	Programme not likely to contribute to gender equality, may even exacerbate inequalities or exclude women or men	Programme does not contribute to gender equality or women's empowerment. Specifically, gender is not reflected explicitly in any of the following aspects Context Implementation Monitoring and reporting process Budget and/or expertise or tools consulted
Gender sensitive (GEN-1)	Gender partially mainstreamed	This means gender is reflected in one or more of the aspects above but not all
Gender responsive (GEN-2)	Gender is fully mainstreamed	Gender equality, even though not the main objective of the programme is mainstreamed: gender is reflected in all aspects above

Table : categorizing gender responsiveness

Aspects	Documents consulted
Context	Background section in programme documents
Implementation	Programmes annual reports to CAFI or the FONAREDD
Monitoring and reporting	Results framework in the programme document and in the Annual report
Budget and expertise	Budget section in the programme document

Table b: documents consulted to assess gender markers

Annex 1 - overview of FONAREDD and CAFI's gender evaluation, including gender analysis from the previous reporting cycle for comparison. Gender responsive programmes are highlighted in green.

Program	FONAREDD 2020	FONAREDD 2021	Notation genre méthodologie ONU-REDD	CAFI 2020	CAFI 2021
PIREDD Orientale	2/4	3/4	GEN 1	3/4	3/4
PIREDD Mai-Ndombe	4/4	4/4	GEN 2	3/4	4/4
PIREDD Sud-Ubangi	3/4	4/4	GEN 2	4/4	4/4
SNSF	1/4	1/4	GEN 1	1/4	1/4
Land-use Planning program	2/4	2/4	GEN 1	2/4	2/4
PIREDD Kwilu	3/4	3/4	GEN 1	3/4	3/4
Land Tenure Reform program	2/4	2/4	GEN 1	2/4	2/4
PIREDD Equateur	4/4	4/4	GEN 2	4/4	4/4
PIREDD Mongala	2/4	3/4	GEN 2	3/4	4/4
Energy program	3/4	3/4	GEN 1	3/4	3/4
Sustainable Agriculture Management program (GDA)	1/4	2/4	GEN 1	1/4	2/4

Indigenous People's program	2/4	3/4	GEN 1	3/4	3/4
PROMIS	4/4	4/4	GEN 2	4/4	4/4
Civil Society program ¹⁰⁶	4/4	3/4	GEN 1	4/4	3/4
FONAREDD Secretariat	3/4	3/4	GEN 1	3/4	3/4
Savanna program	-	-	GEN 1	3/4	3/4
PIREDD Maniema	-	4/4	GEN 2	3/4	4/4

¹⁰⁶ The program lost a point due to weak implementation of gender aspects in planned activities.

Programmes suivis par le FONAREDD	CONTEXT	MISE EN OEUVRE	Suivi/Evaluation	Budget, Expertise
<p>Société Civile</p> <p>3/4</p> <p>Sensitif au genre</p>	<p>Prodoc (cadre de résultat) contient plusieurs indicateurs mentionnant le genre/femmes (1.2.1, 1.2.2., 2.1.1), l'objectif du programme est de mettre en place des groupes d'experts inclusif et représentatif y inclus femmes, jeunes. Pour le produit 3, des formations pour le groupe de travail climat/REDD+ (GTCR-R) sont prévu, aussi sur le genre.</p>	<p>Le GTCRR dispose d'une politique et une stratégie genre avec des outils.</p> <p>Consultation des OSC du GTCRR féminines sur les TdR de groupes thématiques.</p> <p>Les femmes sont encouragées de participer aux activités lors des missions de terrains.</p> <p>Réunion du groupe thématique Genre du GTCRR a eu lieu et un rapport sur la prise en compte du Genre dans les organes du GTCRR et dans les PIREDD a été rédigé.</p>	<p>Oui, indicateurs et données sont désagrégés, indicateurs et cibles intégrées dans les plans de travail et le cadre des résultats.</p> <p>Dans le rapport annuel 2021, la participation des femmes dans les organes de gouvernance du programme est signalée (autour de 23 et 33 %). Par contre, le cadre des résultats du rapport annuel n'identifie pas les cibles et résultats lié à la sensibilisation des peuples autochtones (il note simplement qu'un « support de sensibilisation est en cours ». Quant à l'engagement des groupes marginalisé (femmes, jeunes, PA), le cadre des résultats ne donne aucune information. Le cadre des résultats et l'effet lié à la mise en place des partenariats et structures de coordinations signale que ces derniers doivent être sensible au genre.</p> <p>Le rapport annuel indique qu'un meilleur effort doit être fait afin de collecter des données sur la prise en compte du genre afin d'alimenter les rapports du programme. Il sera indispensable que le plan d'action genre aborde ces questions (à suivre).</p>	<p>Il n'existe ni volet spécifique, ni n'y a pas de montant spécifique alloué pour les activités liées au genre. Un travail est en cours pour définir un plan d'action « genre » qui sera budgétisé et mis en œuvre.</p>
<p>Aménagement du territoire</p> <p>2/4</p>	<p>Dans l'Annex 3 il y a un paragraphe qui décrit comment le projet favorise l'égalité des sexes et l'autonomisation des femmes. Ce programme est d'ordre normatif et a pour objectif de produire un schéma national d'aménagement des territoires ainsi qu'une politique</p>	<p>Selon le rapport annuel 2020, les échanges entre le PNUD (unité genre) et le FONAREDD (expert genre) entamés en janvier et février 2020 pour améliorer la prise en compte du genre dans les activités et résultats du programme ont été interrompus à cause de l'impact des mesures contre le COVID-19. Elles étaient prévues pour 2021. L'objectif est de formuler</p>	<p>Page 12 du prodoc ; les orientations générales d'aménagement sont données en matière de populations, migrations, et emploi, enfance, femmes, pauvreté et inégalités, mais le cadre de résultat/ou plan de travail du Prodoc ne prends pas en compte le genre de manière explicite.</p>	<p>N/A</p>

<p>Sensitif au genre</p>	<p>nationale d'aménagement des territoires. Dans le développement de ces deux instruments, l'approche proposée consiste en une approche de consultations larges avec les usagers du territoire et visera à désagréger ces consultations par sexes, type de relation avec le territoire, dépendance, âge et fragilité. (...) Afin de permettre l'émergence de la perspective féminine, leurs inquiétudes et attentes des animatrices seront chargées d'effectuer des consultations supplémentaires aux consultations collectives.</p>	<p>des recommandations concrètes sur la prise en compte du genre dans l'AT. Pourtant, le rapport annuel communique aucun effort précis lié à l'aspect genre.</p>	<p>Le reporting sur le genre est très faible. Le rapport annuel indique que « La dimension « genre » a été prise en compte dans le processus d'élaboration de différents outils (PNAT, LAT, ...) et cadres de l'AT (groupes thématiques) mis en place par la réforme de l'AT. Cependant, il apparaît nécessaire de renforcer le travail sur le genre et de veiller à la participation des femmes et à la prise en compte de leurs préoccupations spécifiques dans le programme ». Pourtant, aucune information du travail fait est communiquée dans le rapport, et le tableau sur le suivi des aspects genre est vide. Le programme indique la même chose pour les PA, et indique « rien à signaler » concernant la participation des jeunes</p>	
<p>PIREDD-O (Tsohopo, Ituri, Bas Uele)</p> <p>3/4</p> <p>Sensitif au genre</p>	<p>Le Pro Doc dit que l'approche intersectorielle du genre est destinée à assurer la traçabilité des besoins.</p> <p>Dans l'analyse de la situation, le Programme a défini les problèmes que connaissent les communautés en spécifiant leurs impacts sur les hommes, les femmes et les jeunes ou encore les peuples autochtones.</p> <p>Dans la définition des objectifs, tous les résultats du Programme sont sexo-spécifiques et tiennent compte de l'analyse genre.</p> <p>L'objectif général est de contribuer à la stabilisation de la déforestation et la dégradation forestière et d'améliorer durablement les revenus des communautés locales (y compris les femmes, les jeunes et les peuples autochtones)</p>	<p>Le comité de pilotage du projet est composé des représentants de toutes les parties prenantes ; « au total, le programme appuiera 1200 personnes vulnérables dont 500 issues des peuples autochtones et 800 femmes et jeunes et accompagnera environ 80 micro-projets de ces bénéficiaires avec leur répartition par province. »</p> <p>Dans la mise en œuvre, un effort est consenti pour que les activités soient menées de manière à impliquer tant les femmes que les hommes. Des femmes sont représentées dans les plateformes multi acteurs et certaines se sont enregistrées comme bénéficiaires des activités agricoles. Le rapport annuel indique que lors des entretiens, les femmes comme les hommes sont interrogées ou consultées indistinctement, et leurs propositions et recommandations prises en compte. Il indique aussi que le programme a ciblé particulièrement les jeunes dans la mise en œuvre des activités. Ils sont représentés dans toutes les plateformes et dans les activités économiques.</p>	<p>Le cadre de résultat est sensible au genre avec plusieurs produits et indicateurs (2.3.2, 2.4.2.) qui répondent au genre. Le rapport annuel inclue certaines cibles liées au revenus et la participation des femmes et PA, ainsi que le nombre de femmes qui bénéficie des contraceptives modernes.</p> <p>Dans le rapport annuel 2021, le tableau sur le suivi des aspects genre indique que « Les activités sont menées de manière à impliquer aussi bien les femmes que les hommes », mais il ne décrit pas comment cela est assuré.</p> <p>Le rapport annuel indique que les membres des comités des plateformes de concertations ont été capacités. Il s'agit de 1182 membres dont 729 hommes, 187 femmes, 247 jeunes et 19 Peuples Autochtones (1% de PA ; 12% de femmes et 20% jeunes)</p>	<p>Le budget ne démontre pas d'allocations liée à l'aspect de genre, mais le programme dispose d'un expert genre (au PNUD).</p> <p>Aucun budget dédié à l'intégration de l'aspect genre.</p>

		<p>Quant au PA, le rapport annuel signale que le programme va travailler avec le REPALEF pour la mise à jour du Plan de Développement des Peuples Autochtones et l'identification des projets spécifiques devant faire l'objet d'un contrat spécial.</p> <p>De plus, il indique qu'une réunion de partage de connaissance a été organisée avec le Programme sur les PA conduit par la CARITAS Congo en vue d'amplifier et harmoniser les appuis.</p>	<p>Dans le suivi, tous les indicateurs liés aux bénéficiaires des activités agricoles sont désagrégés par sexe. La répartition des bénéficiaires atteints de 2018 à 2021 est présentée dans un tableau (p. 26 du rapport annuel).</p>	
<p>PIREDD Mai-Ndombé</p> <p>4/4</p> <p>Répondant au genre</p>	<p>Selon le Prodoc les indicateurs du cadre de résultat différencient femmes et hommes.</p> <p>Le programme constate que la bonne gouvernance est assurée en intégrant l'information, la consultation et la participation de toutes les parties prenantes, y compris les femmes.</p> <p>Une analyse des risques sur les VBG a été réalisée (risque faible).</p> <p>Cartographie et évaluation de qualité des fournisseurs de services VBG dans la zone d'intervention a été réalisé par un consultant (mais pas partagé avec le SE FONAREDD).</p>	<p>Prise en compte du calendrier de travail des femmes dans le diagnostic agricole du territoire de Kutu.</p> <p>Le programme a opérationnalisé le Mécanisme de Gestion des Plaintes et Recours (MGPR) et a intégré un dispositif d'alerte sur les violences basées sur le genre dans le cadre du PIREDD Mai-Ndombe.</p> <p>Un code de conduite sur les VBG a été rédigé et signé par les intervenants du projet.</p> <p>L'équipe du PIREDD a été formé sur les VBG.</p> <p>Sensibilisation des communautés locales et peuples autochtones sur les VBG et les EAS, les codes de conduites, et sur le MGP sensible au genre est prévu.</p>	<p>Vise l'objectif de parité homme-femme dans la mise en place des comités Locaux de Développement et CARG, lors de consultations et s'assure de leur participation dans les différentes activités. Certaines cibles liées à la participation des femmes sont incluses dans le cadre des résultats.</p> <p>Bénéficiaires désagrégés par sexe, âge, PA. Au 31 décembre 2021, les femmes représentent 33,4% sur un total de 9741 bénéficiaires directs (paysans et petit concessionnaires). En termes de participation des communautés aux différentes activités du projet (sensibilisation, réunion CLD, formation etc...), depuis le lancement des activités du projet, environ 130 562 dont 99 093 d'hommes (76%), 31 468 de femmes (24%). Par catégorie, le nombre de PA touchés, 10 774 de Peuples Autochtones (8%) sur le chiffre global et 119 788 des bantous (92%).</p> <p>En termes de participation des communautés aux différentes activités du projet (sensibilisation, réunion CLD, formation etc...). Depuis le lancement des activités du projet, environ 109'527 personnes ont été consultées/sensibilisées et/ou formées dont</p>	<p>Un plan d'action sur les Violences Basées sur le Genre (VBG) est mis en œuvre (95 000 USD) pour faire le suivi des questions spécifiques au genre. Les grandes activités prévues dans le cadre du plan ont été réalisées (p. 26-27 du rapport annuel).</p> <p>L'activité restante fait recours à la stratégie de sortie d'un plan d'action genre qui doit être produite.</p> <p>Budget disponible pour les missions de suivi en cas d'alerte sur les VBG.</p>

			82'085 hommes (75%), 27'441 femmes (25%), 8'230 PA (8%) et 101'297 bantous (92%)	
<p>PIREDD Sud Ubangi</p> <p>4/4</p> <p>Répondant au genre</p> <p>Programme terminé en juin 2021.</p>	<p>Le programme considère qu'il prône l'égalité des sexes. Dans la définition des objectifs, tous les résultats du Programme sont sexo-spécifiques et tiennent compte de l'analyse genre.</p> <p>Le projet vise 105.000 ménages bénéficiaires directs pour 735.000 personnes, dont 45% des femmes.</p>	<p>En 2020, le programme a conduit des activités dans le domaine du genre dans deux axes ;</p> <p>-Des activités de sensibilisation féminines a été conduites à travers les réunions d'animation et dans le domaine de la gouvernance. Le chef de division de genre, famille et enfants participent à toutes les réunions pour en tenir compte dans sa prestation.</p> <p>- La sensibilisation aux méthodes contraceptives a été conduite</p> <p>Le rapport final du programme rendu en juin 2021 note également que même si les procès verbaux des concertations dûments signés n'ont pas été établis de manière systématique, le choix de ces espèces d'arbres a été fait en étroite collaboration avec les populations dans le cadre d'un processus participatif, associant en particulier les autorités coutumières, les services étatiques compétents, la société civile, les femmes et les jeunes.</p> <p>Le rapport final souligne que le programme a formé des facilitateurs en structuration afin d'organiser les assemblées électives au niveau des terroirs (pour la préparation du Plan Provincial d'Aménagement du Territoire (PPAT) en présence de tous les notables et représentants de tous les villages, de toutes les couches socio-culturelles (femmes, personnes vivant avec handicap, albinos, peuples autochtones, pygmées, etc.).</p>	<p>Dans le suivi, tous les indicateurs des résultats sont désagrégés par sexe (homme & femmes).</p> <p>Par exemple, dans son rapport final, il est indiqué qu'à la fin du programme, tous les vergers qui ont été reboisé appartiennent à environ 2 500 ménages agricoles dont les ménages des Peuples Autochtones, des femmes et des jeunes. Le programme a permis de reboiser 1 257 ha2 (dont 71 ha par les Peuples Autochtones).</p> <p>Les femmes représentent 30% des membres du comité directeur de CLD.</p> <p>Le rapport final du programme constate que les impacts sociaux et environnementaux du programme sont positifs en termes de création d'emplois, d'augmentation des revenus pour les communautés rurales, d'autonomisation des communautés forestières en particulier les femmes, les Peuples Autochtones et les jeunes.</p>	<p>Le rapport annuel 2020 consacre une rubrique dans son budget pour la Sensibilisation Planning Familial et ces activités ont été mise en œuvre.</p> <p>Budget pour les activités féminines :</p> <ul style="list-style-type: none"> - 30 000 USD pour les activités globales - 5 000 USD pour l'Atelier provincial - 8 000 USD pour les 4 ateliers de Territoires et 17 000 USD pour les ateliers des ETD.
PIREDD Kwilu	Les femmes sont prises en compte dans le Prodoc sur la question de la conversion des terres ; cela risque de toucher négativement les femmes, qui sera mise en avant dans l'identification	Lors de la Journée internationale des femmes en mars 2021, les personnes concernées ont discuté du rôle des genres (et tout particulièrement de celui de la femme) dans l'aménagement du territoire forestier et agricole, et des événements ont été planifiés afin de	En 2020, plus de 60 femmes de 7 villages et environ 40 personnes, dont des chefs de groupement, des chefs de village, des chefs de terre et des	Afin de renforcer le cadre du plan simple de gestion villageoise de l'impact environnemental et social, un consultant a été recruté pour l'exécution d'un suivi de

<p>3/4</p> <p>Sensitif au genre</p>	<p>des espaces où il n'est pas pertinent d'effectuer des plantations et de changer les pratiques coutumières.</p> <p>« Les femmes et les jeunes sont des partenaires privilégiés du présent projet dans la mesure où ils jouent un rôle essentiel dans le développement agricole (en bien et en mal dans le cas des jeunes, qui sont les principaux charbonniers et exploitants illégaux des forêts). »</p> <p>De la même façon sera aussi prise en compte la dimension genre tout au long de la réalisation de ce projet. L'on veillera à la participation significative des femmes sociale et économiquement faibles dans la réalisation des activités du projet.</p> <p>Atelier de lancement de projet réunit des associations féminines.</p>	<p>contribuer au renforcement et à la normalisation du rôle des genres (et tout spécialement de la femme) dans les activités REDD+. Une conférence Web a eu lieu entre les villes de Kinshasa, Bandundu et Kikwit pour la prévention de la propagation de la COVID-19, avec la participation de 18 personnes des organisations administratives provinciales concernées. Cet événement a donné lieu à des présentations par une technicienne d'ONG impliquée dans le Projet et par les responsables du genre de cinq territoires. Elles ont été suivies de discussions sur la promotion de l'intégration de la question du genre dans le PIREDD Kwilu. Les résultats de ces discussions ont fait l'objet d'un communiqué annoncé et signé par la ministre de l'Environnement de la province de Kwilu et par le représentant résident du bureau de la JICA en RDC (annexé au rapport semestriel 2021).</p>	<p>représentants de CLD, ont participé à l'atelier consacré à la participation des femmes au PIREDD.</p> <p>Aucune zone de peuples autochtones n'a été confirmée dans la zone cible de PIREDD Kwilu.</p>	<p>protection (responsabilité combinée à celle du genre).</p>
<p>PIREDD</p> <p>Equateur</p> <p>4/4</p> <p>Répondant au genre</p>	<p>Une évaluation finale indépendante avait été prévu, pour évaluer la performance du programme en matière d'intégration des questions de parité hommes-femmes, ainsi que les résultats obtenus dans ce domaine ; "Par ailleurs, les différents guides méthodologiques développés dans ce cadre par la FAO et qui peuvent efficacement être mis à contribution concernent notamment, l'Analyse socio-économique selon le genre (ASEG)"</p>	<p>L'équipe de mise en œuvre du programme a adopté une approche réformatrice lors de la désignation des responsables/animateurs de structures dans les réunions et/ou assises de gouvernance et ateliers, faute d'une participation active/prise de paroles des femmes. Le projet exige qu'au moins 30 % des femmes y soient présentes (formation, COPIL, CTMP, Séances avec les informateurs clés et/ou les personnes ressourceur sur terrain)</p> <p>Activités de sensibilisation des hommes pour une prise de conscience dans l'acceptation des exigences</p>	<p>Le projet a établi un système de collecte de données ventilées par sexe pour la participation à toutes les activités du projet. Ce système permet à l'équipe de suivre ses progrès vers une participation équilibrée des deux sexes. Les statistiques sont disponibles.</p> <p>L'expertise genre et la délégation de la responsabilité a été renforcé et une matrice de suivi entre les partenaires de mise en œuvre (FAO et WWF) a été établi. Cette matrice de suivi et plan</p>	<p>En plus de l'équipe de terrain, la FAO a mobilisé l'Experte internationale en genre et les experts nationaux en planning familial.</p> <p>Un budget de 12,824 USD a été dédié à la rédaction d'une stratégie consolidé sur l'intégration genre pour l'ensemble des activités du programme.</p>

		<p>prenant en compte de l'aspect « genre » ont été mise en œuvre. Activités qui vise les femmes en matière de planning familiale et sensibilisation nutritionnelle ont été mise en œuvre.</p> <p>Le processus participatif de planification de l'utilisation des terres ne fait pas participer pleinement toutes les parties prenantes locales et, par conséquent, leurs perspectives ne sont pas suffisamment prises en compte dans les plans de gestion de l'utilisation des terres et la prise de décision (les femmes sont souvent peu expressives lors des séances mixtes). Pour rectifier cela, le projet envisage des groupes séparés pour les femmes et/ou les PA s'ils sont réticents à partager leurs idées au sein du groupe plus large.</p> <p>Le PTBA 2021 inclus une activité sur la prise en compte de l'aspect genre dans tous les aspects de mise en œuvre du programme. Une session de réflexion sur l'intégration genre a eu lieu en avril 2021.</p> <p>Le développement d'une stratégie consolidée sur l'aspect genre est prévu.</p>	<p>d'intégration « Genre » dans la mise en œuvre du programme est progressivement mis en exécution.</p> <p>90 CLD ont été installés en respect de l'équilibre genre (au moins 30 % des femmes dans la composition).</p> <p>Les bénéficiaires et résultats communiqués sont désagrégés par sexe. Par exemple, à ce jour, 66 associations féminines sont accompagnées par le programme dans la production de la Chikwangue améliorée très prisée sur les marchés locaux mais aussi en très forte demande sur le marché de Kinshasa. Environ 520 femmes productrices de la chikwangue améliorée, réunies en 13 AVEC accompagnées par le programme, ont pu améliorer significativement les revenus de leurs ménages.</p>	
<p>PIREDD Mongala</p> <p>4/4</p> <p>Répondant au genre</p>	<p>Se montre consciente des aspects de genre dans ces objectives ; le programme vise à réduire durablement les impacts des activités humaines sur la forêt et à améliorer les conditions de vie et de revenus des habitants de la province de la MONGALA (y compris les femmes, les jeunes et les peuples autochtones).</p>	<p>Le programme fait la promotion active du genre et privilège le renforcement du rôle de la femme sur plusieurs fronts, puisqu'elles jouent généralement un rôle dominant dans la gestion des budgets et la nutrition des ménages mais aussi dans les travaux champêtres quotidiens. Le programme porte une attention particulière à la participation de la femme dans les organes de prise de décision au sein des CLD, CARG et autres structures, avec une représentation des femmes minimum de 30%. Pour y arriver, le programme a encouragé ses partenaires à procéder à</p>	<p>Les résultants sur les bénéficiaires sont désagrégés par sexe.</p> <p>Pour corriger les inégalités liées à la participation des femmes dans les organes de gouvernance de CLD et CARG, le programme a accompagné ses partenaires au mois de février et mars 2021 afin d'impulser la participation et la présence des femmes dans toutes les actions entreprises. Cela a débouché sur une augmentation du ratio de</p>	<p>Pas de budget dédié à l'aspect genre ; le rapport annuel indique qu'il est difficile de donner un montant spécifique, car la thématique « genre » est transversale au projet et se répercute à travers nombreuses activités mises en œuvre. Les activités en question accumulent un budget d'environ 43,4 K USD.</p> <p>Un budget dédié au PA pour pouvoir lancer un marché public pour réaliser une étude</p>

	<p>La place de la femme dans la société était l'un des sujets étudiés dans l'étude socio-anthropologique sur les représentations sociales liées à la forêt. Cette étude a permis de mettre en exergue la situation de la femme dans la province.</p>	<p>la cooptation des femmes à certains postes là où elles sont sous représentées.</p> <p>Plusieurs actions pour promouvoir la participation de la femme ont été menés :</p> <ul style="list-style-type: none"> - Le programme a d'inclus comme membre du CT les ministres provinciaux en charge du genre et Planification familiale, comme demandé par le SE FONAREDD. - Dans l'encadrement des femmes maraichères : cette initiative permet de corriger les inégalités en donnant l'opportunité aux femmes de développer les activités de maraichage dans les grands centres de consommation dont Bumba, Lisala et Binga. - Lors de la semaine commémorative de la femme (8 mars), le programme a soutenu une initiative portée par les femmes afin de promouvoir les actions REDD+ en restaurant 1 ha d'espace dégradé à Lisala. Les espaces médiatiques ont été mobilisés pendant cette période pour sensibiliser la communauté sur la participation de la femme dans tous les secteurs de la vie y compris la lutte contre la déforestation et la dégradation des forêts. <p>Quant au PA, une mission a été organisée en septembre 2021 dans les groupements où se trouvent des PA pour faire le suivi des missions réalisées sur la collecte de données et la cartographie participative. Lors de cette mission, le projet a pu évaluer la présence des PA dans les groupements ciblés. La conclusion malheureuse est l'absence de PA dans ces groupements. Une enquête sur le terrain a alors été menée pour identifier précisément s'il existe des groupements où des peuples autochtones sont présents (données quantitatifs présentés dans le</p>	<p>participation des femmes de 12,5 à 21 % dans les organes de coordination des CARG et CLD.</p> <p>En 2021, 9'375 personnes ont été informées sur le PF.</p>	<p>socio-anthropologique et socio-économique sur les peuples autochtones à Bongandanga, pour ensuite pouvoir appuyer les autorités provinciales d'établir un plan d'actions spécifiques pour les peuples autochtones.</p>
--	--	--	---	--

		rapport annuel, p. 63) et y collecter des données cartographiques.		
<p>Système National de Surveillance Forestière (SNSF)</p> <p>1/4</p> <p>Sensitif au genre</p> <p>Programme terminé en juin 2021.</p>	<p>Le Prodoc ne mentionne pas l'aspect de genre.</p>	<p>L'aspect genre a été renforcé lors de la mise en œuvre des activités, notamment dans les activités de surveillance, au niveau de la FAO/SNSF et au sein des partenaires de mise en œuvre (DIAF et DDD). À titre indicatif : la composante IFN de la DIAF compte 8 femmes sur 10 encodeurs (soit 80 %). L'équipe technique de l'IGES est composée d'une 1 femme sur 3 techniciens (33 %). Le même effort a été maintenu au sein de l'équipe technique prestant dans les activités de suivi des Évènement Majeurs de Déforestation et celles du SSTS dans la composante SSTS/ DIAF. Cette équipe compte 5 femmes sur 21 techniciens (soit 24 %). La participation de l'aspect genre au sein de nos partenaires (DIAF et DDD) est estimée 45 % en moyenne.</p>	<p>Le pourcentage des femmes participants aux activités du Projet est toujours renseigné.</p> <p>Le programme a clôturé en juin 2021. Le rapport final fait aucune référence à l'aspect genre, ni les femmes, les PA ou les jeunes.</p>	<p>Le budget ne fait aucune référence à l'aspect genre.</p>
<p>Réforme Foncière</p> <p>2/4</p> <p>Sensitif au genre</p>	<p>Genre intégré dans l'objectif même du programme et le cadre des résultats.</p> <p>Une analyse des problèmes fonciers touchant les femmes en RDC a été effectué et des aspects liés aux genres sont intégrés dans le draft du DPFN.</p> <p>Capitalisation des expériences de femmes pour élaborer la politique foncière. Un dialogue spécifique est programmé, dans le cadre des consultations, avec les femmes et les</p>	<p>Les activités suivantes ont été prévu, mais n'a pas encore eu lieu à cause du COVID-19 :</p> <p>Mobiliser les ressources pour deux activités genre :</p> <ul style="list-style-type: none"> - Atelier spécifique pour la prise en compte du genre dans la PTBA 2020 ; - Atelier national de consultations des femmes et jeunes sur le draft 1 de politique foncière nationale avant décembre 2020 <p>Une formation sur le genre en lien avec les dimensions du DPFN pour tous les partenaires du programme a été organisé en 2020.</p>	<p>Le cadre de résultats n'inclue pas des indicateurs désagrégés par sexe.</p> <p>Pour 2021, le rapport annuel indique « rien à signaler » sur les aspects genre, ainsi que sur les jeunes.</p> <p>Quant au PA, le rapport annuel signale qu'aucun point particulier a été considérée, « sauf pour préciser que cette catégorie a été impliquée dans tous les ateliers de consultations organisés dans les provinces restantes comme celles qui avaient été</p>	<p>Ligne budgétaire dans le rapport annuel pour un « Atelier avec les jeunes et les femmes sur le projet de politique foncière », mais aucune somme y est dédiée.</p>

	<p>jeunes sur le processus de la réforme foncière.</p> <p>Dans le cadre de la stratégie des consultations le programme a requis qu'au moins le tiers des animateurs sélectionnés soit des femmes. Une dizaine d'animateurs/facilitateurs femmes ont donc été identifiées et formées. Formation spéciale sera également accordée aux femmes (?) pour pouvoir contribuer au processus décisionnel.</p> <p>Une séance de réflexion sur l'intégration du genre dans le programme, a été organisée lors de la retraite de planification annuelle. Trois questions importantes ont fait l'objet des réflexions, à savoir : (1) Quel est l'aspect particulier du Genre sur lequel le programme se concentre ? (2) Cet aspect est-il pris en compte dans le programme ? (3) Quelle est la sensibilité accordée à cet aspect ?</p>	<p>Le rapport annuel signale qu'une consultation régulière avec la société civile est impliquée à travers les organisations des peuples autochtones (REPALEF), les organisations de défenses des droits des femmes, et des jeunes, mais aucune donnée quantitative est donnée.</p>	<p>consultées en 2019 et 2020 », mais il n'y a pas d'information concret sur la participation.</p> <p>La faible prise en compte du genre dans le programme a été signalé sous la section « risques », depuis 2020, mais aucune activité sur ce sujet a été reporté.</p>	
<p>Peuples Autochtones</p> <p>3/4</p> <p>Sensitif au genre</p>	<p>Très peu de détails hormis une phrase générique sur l'importance des questions de genre.</p> <p>Le programme fourni une analyse détaillée de la situation des peuples autochtones en RDC.</p>	<p>Participation soutenue des femmes dans :</p> <ul style="list-style-type: none"> - les Comités Locaux de Suivi (CLS) - le Comité de Pilotage National (CPN) - les sessions de formations et rencontres - la cartographie des terroirs <p>Participation des femmes au cours d'alphabétisation (en calculs, écriture et éducation de base en lien avec le vécu quotidien des PA et COLO) est élevée (63%) 4'078 PA et COLO dont 2'565 femmes inscrits dans les centres et apprennent le calcul, l'écriture et la lecture, pour une durée de 8 mois.</p>	<p>Participations aux activités dans certaines cas désagrégés :</p> <p>-250 personnes dont 38 femmes et 125 PA formées sur les techniques de plantation et entretien des arbres fruitiers</p> <p>En 2021, 30% de femmes font partie du CLS, CPN (la même chose qu'un 2020).</p> <p>30 % des femmes participent aux sessions de formations et rencontres.</p>	<p>Le budget ne fait aucune référence à l'aspect genre.</p> <p>Pas d'information sur le budget dédié aux activités axées sur l'égalité des sexes ou l'autonomisation des femmes dans le rapport annuel 2021.</p>

		<p>Les Peuples autochtone jouent un rôle important dans la gouvernance du projet, avec des représentations à différents niveaux : Comité de pilotage, Comités Locaux de suivi, Opérateurs de mise en œuvre.</p> <p>Le projet a reçu à promouvoir la culture et valeurs des Peuples Autochtones à travers :</p> <ul style="list-style-type: none"> • la célébration de la journée internationale des peuples autochtones, chaque le 8 septembre de chaque année ; • le soutien à la participation aux rencontres stratégiques liées à la REDD ; • à la construction d'une dynamique forte des PA autour du REPALEF <p>Le rapport annuel 2021 à rien à signaler sur le travail avec les jeunes et d'autres groupes sociaux.</p>	<p>63 % des participants au cours d'alphabétisation sont des femmes. Au moins 4750 adultes PA et COLO suivent les cours d'alphabétisation, dont 70% des femmes.</p> <p>A noter : la partie genre du rapport annuel est identique à celle du rapport 2020.</p>	
<p>Gestion Durable de l'Agriculture (GDA)</p> <p>2/4</p> <p>Sensitif au genre</p>	<p>Association de femmes et de jeunes identifiées comme parties prenantes ciblées.</p> <p>Dans le cadre de la réalisation du diagnostic sur les enjeux majeurs du secteur agricole, un volet spécifique a été réservé aux questions liées au genre pour que cette thématique ressorte bien au moment de la formulation de la politique agricole durable. Un rapport diagnostic sur le genre a été produit par un consultant recruté à cet effet. Ce rapport est intégré au rapport final sur le diagnostic actualisé du secteur agricole.</p> <p>L'analyse genre n'a pas pu se faire sur terrain, à cause des restrictions de déplacement causées par la Covid19. Le consultant qui traité cette thématique</p>	<p>Dans la réalisation du diagnostic sur les enjeux majeurs du secteur agricole, le projet GDA a capitalisé l'étude sexo-spécifique du secteur agricole en RDC, réalisée par la FAO. Le résultat de cette étude a été reflétée dans la politique agricole nationale durable. Après la production du diagnostic sur les enjeux majeurs et les opportunités agricoles et la Note d'orientation stratégique sur la politique agricole, le draft politique agricole nationale durable a été rédigé en 2021 et l'aspect genre est retenue comme approche de sa mise en œuvre.</p>	<p>Pas de références au genre dans le cadre de résultats, ni des indicateurs.</p> <p>Pas de reporting sur le PA ou les jeunes.</p>	<p>Le rapport annuel 2021 indique que « Aucun montant n'a été prévu pour les activités liées à l'autonomisation des femmes. En plus, le caractère du projet, qui est un projet sectoriel, ne permet pas de s'appesantir sur les questions particulières comme l'autonomisation des femmes »</p>

	disposait néanmoins de suffisamment d'informations sur le genre.			
Energie 3/4 Sensitif au genre	<p>Problématique jeunes et femmes élaborée dans le contexte, (en tant qu'utilisatrices, vendeuses, cibles pour génération de revenus et sensibilisation).</p> <p>Enquête pour la collecte de données primaires réalisées ainsi que la méthodologie d'étude d'impact du déploiement du GPL sur l'économie, l'environnement la santé, y compris le genre, a été élaborée et présentée aux parties prenantes</p>	<p>Le programme souligne les efforts dans la consultation participative des femmes, mais aussi dans les tests de cuisson où la participation des femmes est de 80%.</p> <p>50% (2 sur 4) des commissions du comité technique sont présidées par des femmes dans le cadre du processus d'élaboration de la PNE & SCP.</p> <p>Le secteur de la cuisson propre est de nature dominé par les femmes, jeunes tout au long de la chaîne de la filière, ce qui les place au cœur de toutes les activités du programme. C'est dans cette perspective que cette exigence a été faite dans tous les termes de références pour le recrutement des consultants et partenaires de mise en œuvre stratégie. Ainsi, lors des enquêtes menées, 89,3 % des enquêtés sont des femmes à Lubumbashi.</p> <p>La formation des artisans et acteurs des foyers améliorés dans le cadre des activités TERA cible essentiellement des jeunes de moins de 25 ans. Par exemple, les nouveaux emplois à temps plein créés ainsi que les emplois à temps partiels et agents basés sur la commission dans le cadre du Fonds de défis sont couverts en plus de 70% par des jeunes.</p>	<p>Le programme a des indicateurs d'objectifs sexo-spécifiques, qui comprennent la collecte de données ventilées par sexe, qu'il suit de près. Cependant, il n'y a pas de cibles sexospécifiques pour chaque produit.</p> <p>Le programme souligne qu'il a un solide mécanisme de suivi et d'évaluation pour opérer et faire progresser l'intégration de la dimension de genre et l'équité sociale dans toutes les évaluations.</p>	<p>Le rapport annuel indique qu'il n'y a pas de budget spécifiquement alloué à des activités portant sur l'égalité des sexes et l'autonomisation des femmes. Cependant, le secteur de la cuisson propre est de nature dominé par les femmes et les jeunes tout au long de la chaîne de la filière, ce qui les place au cœur de toutes les activités du programme.</p>
PROMIS 4/4 Répondant au genre	<p>Le prodoc cible les principaux bénéficiaires du PROMIS-PF étant les femmes, les jeunes filles et les familles vivant dans les géographies cibles, ainsi que les personnels cliniques, techniques et programmatiques du système sanitaire de la RDC.</p>	<p>Offre de services de la PF de qualité permettant un choix éclairé des femmes et des hommes en fonction de leurs besoins.</p> <p>Intégration des hommes dans l'offre de services PF pour favoriser la communication entre les couples et la prise de décision conjointe.</p>	<p>Nombre de femmes / jeunes femmes et hommes qui ont reçu une méthode contraceptive et un conseil sur l'utilisation de la PF est suivi.</p> <p>Formations et les campagnes de sensibilisation suivie par sexe et adapté aux jeunes, aux hommes et aux femmes.</p>	<p>Budget dédié à la sensibilisation de la PF, qui cible principalement les femmes, mais aussi les hommes.</p> <p>Le budget cible une meilleure autonomie des femmes par rapport au choix de fertilité et service de santé reproductive, donc le</p>

	<p>Les activités du projet PROMIS-PF sont toutes entières tournées vers l'amélioration de la santé de femmes, ainsi que des familles en RDC à travers l'offre de méthodes contraceptives modernes et la promotion de la planification familiale pour réduire la mortalité maternelle et infantile, améliorer l'accès des jeunes filles à l'éducation et permettre un développement durable des économies locales. L'offre de service cible aussi bien les hommes que les femmes, les garçons que les filles.</p> <p>Les partenaires de PROMIS-PF ciblent particulièrement les jeunes de 15 à 24 ans.</p>	<p>Les hommes sont également un des groupes cibles spécifiques dans la stratégie nationale de communication pour la PF (Jalon LOI 2018c).</p> <p>Au cours de 2021, plusieurs activités ciblées pour améliorer l'intégration de la dimension de genre ont été poursuivies :</p> <p>-La mise en avant des équipes féminines travaillant pour le projet PROMIS</p> <ul style="list-style-type: none"> - Chez DKT par exemple, les représentantes féminines de l'organisation (cadres et forces de ventes) ont été mises en avant dans une campagne organisée sur les réseaux sociaux, où elles ont diffusé des messages sur les droits de la femme à utiliser les méthodes contraceptives. - Dans le cadre de la journée Internationale des droits de la femme, DKT a mené un plaidoyer en faveur de santé sexuelle et reproductive de la femme. - Tulane de son côté a fortement encouragé l'implication des femmes dans le comité du CTMP Sud-Ubangi durant la mission d'installation du CTMP dans cette province. - Dans le cadre de la promotion de l'initiation des hommes à la planification familiale, DKT a organisé en collaboration avec le ministère de la santé un atelier de validation des modules formation des « hommes ambassadeurs » <p>Quant aux PA, en 2021 les activités suivantes ont été mises en œuvre afin d'intégrer ces populations :</p> <ul style="list-style-type: none"> - Réalisation et partage d'une cartographie des peuples autochtones dans les provinces d'interventions du projet PROMIS. - Organisation de mini-campagnes d'offre de services PF dans les villages autochtones du Sud-Ubangi 	<p>Une stratégie genre a été développée, avec des cibles liées à la formation des prestataires en PF, la production des guides techniques en PF, les activités qui visent à changer le comportement des hommes, femmes, jeunes, PA en matière de PF, etc, mais le rapport annuel ne fait pas de suivi des indicateurs mentionnée dans ce plan d'action.</p>	<p>budget global est coloré par les besoins des femmes et aussi les hommes en tant que besoins en PF.</p> <p>Le draft plan d'action sur le genre n'a pas d'implications budgétaires, mais les activités mentionnées dans le plan d'action feront parties des activités globales du programme.</p>
--	---	---	---	---

<p>Secretariat Exécutif de FONAREDD</p> <p>3/4</p> <p>Sensitif au genre</p>	<p>Un aspect qui manque est une analyse complète de l'aspect genre en relation avec le changement climatique et la perspective REDD+. Ceci est prévu dans le contexte du programme d'appui du PNUD à la CDN. Un groupe de travail avec une expertise genre a été lancé durant le mois de juillet 2020 dont le FONAREDD fait partie.</p> <p>Une note sommaire des enjeux de l'intégration de la dimension genre par rapport aux piliers REDD, une note d'orientation pour l'intégration de l'aspect genre au niveau de la programmation le SE FONAREDD (qui permettra de prévoir les besoins en matière de missions et autres postes budgétaires), ainsi qu'une note d'orientation pour les AE ont été validés en 2021. Ces documents visent à renforcer le travail sur le genre par le SE FONAREDD, ainsi que l'appui offert aux AE.</p>	<p>La responsable genre au sein du SE a continué à proposer des mesures pour mettre l'intégration de l'aspect genre sur l'agenda du FONAREDD et pour renforcer l'égalité des genres dans nos activités.</p> <p>Le SE FONAREDD a tenu plusieurs ateliers afin de sensibiliser les responsables des programmes intégrés sur les sauvegardes (lors des missions sur le terrain), y inclus l'intégration de l'aspect genre.</p> <p>Un Cadre d'Echange et de Collaboration a été organisé le 22 avril 2021, pour échanger sur les documents de soutien qui ont été produits, ainsi que les attentes au niveau de travail sur le genre et les défis rencontrés par les AE.</p> <p>Un canevas/template d'un plan d'action genre a été finalisé, distribué aux AEs.</p>	<p>Tous les rapports annuels 2021 des programmes du FONAREDD ont été analysés sous l'angle du genre, mais il est parfois difficile d'obtenir l'information nécessaire sur l'intégration de la dimension genre.</p> <p>Le travail de renforcer la prise en compte du genre dans les activités de suivi et évaluation a été formalisé dans le nouveau Manuel de Procédures de Suivi & Evaluation. Les éléments y inclus permettront d'effectuer des analyses sexospécifiques.</p>	<p>Le SE FONAREDD compte une responsable pour l'intégration de l'aspect genre. Cependant, il n'y a pas de budget précis pour les activités et les mesures pour renforcer l'intégration de l'aspect genre.</p> <p>Le budget genre pour les programmes est à la charge des AE.</p>
<p>Savanes</p> <p>3/4</p> <p>Sensitif au genre</p>	<p>Le prodoc inclus une analyse genre ; le rôle qui joue les femmes dans l'agriculture savanicole, les risques qu'y sont liés ainsi que les actions planifiées pour y remédier.</p> <p>L'effet 1 du programme des investissements agricoles respectueux de la forêt et améliorant les moyens d'existence des populations rurales, y compris des personnes vulnérables et</p>	<p>Un plan d'action genre sera établi en année 1 du programme et soumis, pour validation, au Comité Technique du FONAREDD.</p> <p>Les actions prévues pour remédier aux risques¹⁰⁷ liés aux femmes seront mises en œuvre par l'UGP au démarrage du projet.</p>	<p>Certains indicateurs dans le cadre des résultats sont désagrégés par sexe et tranche d'âge.</p> <p>Une analyse de la performance du programme en matière d'intégration des questions de parité hommes-femmes, ainsi que les résultats obtenus dans ce domaine, sera effectuée.</p>	<p>Equiper l'UGP d'une expertise genre.</p> <p>Budgéter l'élaboration du Plan d'Action Genre et sa mise en œuvre.</p>

	<p>marginalisées (femmes, peuples autochtones, etc.) » ;</p> <p>Le programme va réaliser un diagnostic socio-économique ; poursuivre des enquêtes et identifier des parties prenantes, y inclus aspects genre.</p>			
<p>Maniema</p> <p>4/4</p> <p>Répondant au genre</p>	<p>Le prodoc inclus une analyse genre, qui inclue les dimensions de genre dans le pays ou la région, dans le secteur forêt-environnement, information sur la sensibilité et compétences en matière de genre et parité au sein des organisations partenaires.</p>	<p>Le prodoc inclue un Plan d'Action genre. L'étude sur l'implication des femmes dans les processus décisionnels a également permis au programme de développer une stratégie d'intégration des questions de genre à tous les niveaux de décision, afin d'améliorer les rôles et responsabilités des femmes dans les institutions locales.</p> <p>Le projet applique le système « <i>Safeguards+Gender</i> » de la GIZ, dans le cadre duquel des points focaux genre selon les extrants et activités du projet ont été identifiés et pris en compte dans la conception du programme. Les institutions partenaires et autres acteurs impliqués dans sa mise en œuvre sont conseillés et formés à l'intégration de l'égalité de genre dans les politiques, stratégies, approches, processus et instruments. Des formations de genre pour un changement de mentalité, en particulière en niveau provinciale, devrait aussi être organisée.</p> <p>L'aspect genre est également pris en compte au niveau local, par exemple en ce qui concerne la mise en œuvre de modèles de gestion participative et de mesures alternatives de revenus.</p>	<p>Suivi : Dans le cadre des formes de gouvernance locale, la participation accrue des femmes est encouragée et surveillée par un système de suivi pour les aspects genre dans le programme, un système de collecte de données ventilées par sexe pour chaque participation aux activités du projet. Sur les 439 bénéficiaires du programme, 148 sont des femmes. Quant aux peuples autochtones, le programme les a consultés pour préparer ses activités et prévoit d'accorder des subventions locales aux organisations non gouvernementales ayant un profil de peuples autochtones en 2022.</p> <p>Evaluation : pour améliorer le suivi des activités genre, il est prévu de par exemple introduire un système des questionnaires pour évaluer l'impact des activités (par exemple par introduire des questionnaires directement après les activités/formations et quelques semaines/mois après pour voir si la sensibilisation était durable).</p> <p>Le projet devrait s'attacher à aider les partenaires au niveau nationale et provincial à mettre en place une collecte de statistique sensible au genre et à introduire un système de suivi pour les activités de genre.</p>	<p>Le PIREDD Maniema a budgétisé une formation sur l'égalité des sexes auprès de 132 acteurs locaux, et a réalisé une étude sur l'implication des femmes dans les processus décisionnels dans les zones riveraines des parcs nationaux.</p>

		<p>Le programme soutient également de manière préférentielle les organisations de femmes et veille à ce que la proportion de femmes continue d'augmenter dans le personnel, qui s'élève actuellement à 43,3%. Le programme cherche à recruter des consultantes (par exemple pour les enquêtes, comme animatrices, comme cartographes locales, etc.) et l'égalité des salaires est assurée.</p> <p>Des actions de sensibilisation à la protection de l'environnement sont également menées auprès des jeunes dans les écoles de Kindu.</p>		
--	--	---	--	--

Evaluation criteria with detailed overview of the Republic of Congo and Gabon programs

Program	Context	Implementation	Monitoring and evaluation	Budget
<p>Optimizing land use planning and forest monitoring systems in Gabon (CAFI 1)</p> <p>2/4 – gender sensitive</p>	<p>The programme document (PRODOC) does not include any analysis or a designated section on the integration of the gender dimension. It is unfortunate that the PRODOC was approved without this; however, the implementing organisation could still choose to develop a gender analysis and action plan even if this was not done at the programme conception phase.</p> <p>However, the PRODOC states that the inclusion of women and indigenous people will be a central element in the discussions related to the participatory cartography of villages (Activity 1.5). The programme also aims to ensure the integration of women and vulnerable individuals through Activity 1.4 on communication and consultations at national, provincial and departmental levels, and through the</p>	<p>The programme's annual report for 2021 does not include any section on the integration of the gender dimension. The report's section on evaluation of risks faced by the programme in 2022 states briefly that women and youths <i>will be</i> actively in consultation processes; thus, it will be important to assess at the end of 2022 whether and how this has been done.</p> <p>The report's risk matrix further says that the process of participatory and inclusive land</p>	<p>The programme's results framework does not include any indicators that explicitly relate to gender or vulnerable groups.</p>	<p>The programme budget does not include any posts pertaining specifically to gender, indigenous groups or youths. In the programme's budget and work plan for 2022 (for ANPN), there is a budget line for Activity 1.5 on participatory cartography, which – according to descriptions throughout the PRODOC – would involve the participation of women and indigenous people. However, in order for the programme to score on this criterion, there would have to be budget posts specific to gender integration measures.</p>

	<p>programme’s complaints management mechanism. Further, the PRODOC highlights that women and youth will be actively involved in consultations, such as in the context of the development of the National Land Use Planning Policy. The programme sets out to develop a consultation plan in this regard, in order to involve, amongst others, representatives from women’s associations.</p> <p>Finally, the PRODOC section on risks and mitigation measures pertaining to social and environmental management emphasises that indigenous peoples and local communities will be actively involved in the programmes’ cartography activity and in stakeholder consultations.</p>	<p>use planning involves indigenous peoples.</p> <p>In order for the programme to meet this criterion, it will be necessary to see documentation of more, concrete measures taken to integrate the gender dimension.</p>		
<p>Expansion of Protected Areas and Optimization of Land Use for Food Crops in Gabon (CAFI 2)</p> <p>1/4 – gender sensitive</p>	<p>The PRODOC makes no mention of gender, women, youths nor vulnerable people. It is unfortunate that the PRODOC was approved without this; however, the implementing organisation could still choose to develop a gender analysis and action plan even if this was not done at the programme conception phase.</p> <p>However, the PRODOC section on risks and mitigation measures pertaining to social and environmental management states that indigenous peoples and local communities will participate actively in the programme and that an FPIC process is foreseen.</p>	<p>The programme’s annual report 2021 states that the programme has contributed to the gender dimension primarily through the recruited work force, but no further details are provided on the share of women amongst recruited staff nor on the strategy applied to the recruitment. In future annual reports, it would be preferable that the implementing organisation provides additional information.</p>	<p>The programme’s results framework does not include any indicators that explicitly relate to gender or vulnerable groups.</p>	<p>Neither the total nor the 2022 annual programme budget does not include any posts pertaining specifically to gender, indigenous groups or youths.</p>
<p>Republic of Congo Coordination support program</p>	<p>The PRODOC makes reference to UNDP’s “Gender mainstreaming made easy: handbook for programme staff”, noting that handbook will provide the tools to conduct a an analysis of gaps and needs with regards to gender in the context of the program. It is further stated that</p>	<p>As the programme was not yet launched in 2021, the program’s annual report considers the implementation of gender integration measures non applicable. It further states that</p>	<p>One of the results in the programme’s results framework aims to ensure that governance bodies are operational and that the modalities for engaging with stakeholders are established. The activity on the development of a Stakeholder Analysis Matrix falls under this result area. However, as the results</p>	<p>The programme budget does not include any budget posts referring to gender, women, youths, indigenous people or vulnerable individuals. To meet this criterion, the programme could consider including this in its annual budget and work plan for 2023.</p>

<p>2/4 – gender sensitive</p>	<p>the handbook will be implemented notably through the Stakeholder Analysis Matrix, which is supposed to be developed during the first phase of the programme, with the objective to guide the effective participation of all stakeholders in the governance and implementation of the CAFI-RoC LOI, including women, indigenous peoples and vulnerable individuals.</p> <p>Furthermore, the PRODOC states that UN Women’s “Gender mainstreaming: a global strategy for achieving gender equality & the empowerment of women and girls” will also be followed, to the extent possible, in the context of the program.</p> <p>It would have been better, however, if the programme had provided a program-specific analysis.</p>	<p>the principles established in the PRODOC will be rigorously applied starting from the launch of the programme. It will thus be important to assess based on the programme’s annual report for 2022 whether this has been done.</p>	<p>framework does not include any specific indicators related to gender, the programme does not meet this indicator.</p>	
<p>Republic of Congo SYNA-MNV program</p> <p>3/4 – gender sensitive</p>	<p>The PRODOC emphasises FAO’s strong commitment to gender integration, guided by the FAO Policy on Gender Equality and the UN System-wide Action Plan on Gender Equality and the Empowerment of Women. The PRODOC further refers to the FAO’s Strategy on Climate Change, which alludes to the specific vulnerabilities, needs and capacities of women and men as well as integrates the gender equality perspective.</p> <p>The PRODOC further includes a gender action plan specific to the program, as well as a control list for gender sensitive workshops developed by the UN-REDD programme.</p>	<p>As the programme has not yet been launched, the programme has not yet been able to report the implementation of any gender measures.</p> <p>It will be important to assess this in the annual report for 2022.</p>	<p>The programme’s gender action plan includes indicators and objectives for integration of the gender dimension.</p>	<p>There are no budget posts specific to gender in the programme budget; however, the programme team will include a gender expert.</p>

	Finally, the PRODOC includes links to FAO's policies for complaints related to sexual exploitation, abuse and harassment.			
<p>Republic of Congo PROREP</p> <p>2/4 – gender sensitive</p>	A gender analysis specific to the programme has been developed.	As the programme has not yet been launched, no gender measures have been implemented to date.	<p>The PRODOC states that sex-disaggregated data will be collected by the programme whenever relevant, especially on the activities related to the specific objectives of the program's gender action plans and for which verifiable sources for monitoring will be available in the selected project sites.</p> <p>Gender-specific and -sensitive indicators will be integrated into the gender action plan.</p> <p>As the programme has not yet been launched, it will be crucial to verify, upon implementation of the programme, whether the commitments from the PRODOC are followed up on.</p>	There are no budget posts specific to gender in the programme budget.

Annex III : Assessment of safeguards tools

This table helps monitor the development of safeguards tools and processes developed by ongoing programmes in the CAFI portfolio. It is based on the information provided in 2021 annual reports. It does not assess the quality or implementation of these tools.

Programs	Screening / socio-environmental screening performed	Environmental and Social Impact Assessment (ESIA)	Program-specific complaint management and redress mechanism	Environmental and Social Management Plan (ESMP, based on the FONAREDD Environmental Management Framework)	Strategic environmental study of a new national policy	Other safeguard tools applied by the program	Comments
Democratic Republic of Congo							
PIREDD Mai-Ndombe (World Bank, since 18/05/2018)	Yes	The ESIA is scheduled for the construction of the trail and ferry of LEDIBA. The selection process of the consultant to carry out the study is underway.	Yes	Yes	N/A	<ul style="list-style-type: none"> • Functional Resettlement Policy Framework • Indigenous Peoples Plan • For the rehabilitation of roads, there is an ESMP. • During the same year, two specific instruments were implemented. 	
PIREDD Oriental (UNDP, since 04/05/2018)	Yes	No	Yes	No	N/A	RAS	The program will work with REPALF to update the Indigenous Peoples Development Plan and identify specific projects to be contracted.

PIREDD Equateur (FAO, since 27/08/2019)	Yes	Yes A document dealing with the environmental and social impact study has been produced and is still pending approval by the Congolese Environmental Agency (ACE)	Yes	Yes	N/A	Nothing to report.	
PIREDD Mongala (ENABEL, since 24/09/2019)	For some activities February 2021, a simplified study (screening) of the social-environmental impacts of the fruit orchards installed in the Lisala territory.	Yes ESIA of fruit orchards	Use the one from FONAREDD	No	N/A	Nothing to report.	
PIREDD Sud-Ubangi (World Bank, since 07/05/2018)	Yes		Yes	Yes	N/A	<ul style="list-style-type: none"> • Pest Management Plan • Indigenous Peoples Plan • An operational complaints and appeals system 	<ul style="list-style-type: none"> • Annual report structured differently than the others, there is no section on backups. Therefore, it is not possible to confirm the answers in this line, given by FONAREDD
PIREDD Kwilu (JICA, since 21/04/2019)	Yes		Yes	Yes	N/A	Operational Standards for Stakeholder Engagement	
				A consolidated version of the Pre-ESIA and ESMP reflecting FONAREDD's			

		Yes. Pre-ESIA			comments was submitted to CEA staff.		
					A preliminary social and environmental impact assessment (2) a social and environmental commitment plan (which follows World Bank criteria), and (3) an environmental and social management plan based on (1) and (2), and implements activities in this regard.		
NFMS (FAO, since 01/01/2017)	N/A	N/A	N/A	N/A	N/A	N/A	
Land Use Planning (UNDP, since 01/06/2017)	N/A	N/A	Use the one from FONAREDD	No	Planned for 2022	Environmental and social impacts were considered in the drafting of the policy.	
Tenure Reform (ONU-Habitat, since 01/08/2017)	N/A	N/A	Use the one from FONAREDD	No	Planned for 2022	Environmental and social impacts were considered in the drafting of the policy. The program foresees a strategic environmental and social assessment (SESA) of the land policy document when it is validated in a national workshop as planned.	
Support to Civil Society (UNDP, since 22/12/2016)	N/A No environmental and social impact assessment has		No. Planned for 2021	N/A	N/A	Nothing to report.	

PROMIS-PF (UNOPS/UNFPA, since 10/2019)	been conducted by the program Yes.	The environmental and social impact study was carried out in the framework of the construction of the CDR in the Bas Uele province by UNOPS. The study is being finalized and will be shared with CT FONAREDD following validation by the Congolese environmental agency.	No	No	N/A	Socio-environmental screenings by province are being developed (in addition to the national screening already conducted). Creation and sharing of a map of indigenous peoples in the provinces where the PROMIS project operates.	
Indigenous Peoples Support Project (World Bank, since 31/12/2016)	Yes		Yes	Yes	N/A	Environmental and Social Management Plan of Mai Ndombe base (three territories) The E&S screening of the validated microprojects shows that environmental and social management plans (ESMP) should be developed in order to better control the impacts and manage them adequately. A simplified ESMP has been put in place for the Mai-Ndombe supply basin.	
Sustainable energy (UNDP/UNDCF, since 28/02/2019)	Yes	The only environmental and social impact assessment will be conducted in	Use the one from FONAREDD	No	Planned for 2022	Nothing to report.	To date, the nature of the program's activities directly involves only local communities. Fortunately, no complaints have been

Q1 2022 for the construction of a Microhydropower plant in Yame.

recorded in the implementation of program activities. However, steps will be taken to establish a mechanism for managing complaints about the construction of the micro-hydro plant. This provision will be taken into account in the Environmental and Social Impact Assessment that will be conducted for the Yame site in Tshopo Province. On the MGPR the annual report says that "Impartial, accessible and equitable complaints, dispute resolution and redress mechanisms should be established and made available throughout consultations and implementation of REDD+ policies, measures and activities."

Sustainable Management of Agriculture (FAO, since 30/07/2019)

No

Use the one from FONAREDD

No

Planned for 2022

Nothing to report.

In 2021, the program had already contacted the Agence Congolaise de l'Environnement (ACE) to consider the strategic environmental assessment of the national sustainable agricultural policy. This exercise will continue in 2022.

Executive Secretariat of FONAREDD (UNDP, since 7/4/2017)

N/A

Use the one from FONAREDD

N/A

N/A

A list of actions taken and ideas for improvement was presented in the program's annual report

PIREDD Maniema (GIZ, since 01/04/2021)

Yes
A study was conducted as part of the evaluation of the GIZ BGF project program,

To be implemented in 2022

In the process of being finalized

A study carried out

Nothing to report.

Strategic plan for the inclusion of women in decision-making bodies at the grassroots level

Savanahs (AFD, since 10/2/24)	Planned for 2022 in the project holders' areas		Yes in the process of being validated by AFD	Yes in progress and will go to AFD for validation	Expected in 2022	Nothing to report	
Republic of Congo							
SYNA-MRV (FAO, since 15/11/21)	N/A	N/A	N/A	N/A	N/A	N/A	No information in the annual report
Coordination Support (UNDP, since 9/12/21)	N/A	N/A	N/A	N/A	N/A	N/A	No information in the annual report
Gabon							
CAFI 2 (UNDP, since 01/07/2020)							The report states that "environmental and social management considerations have been made. The activities planned in the Program are not directly associated with significant risks of environmental or social effects." But no further information is given.
CAFI 1 (UNDP, AFD, since 11/03/2019)							Annual report structured differently than others, there is no section on safeguards.
Regional							
Drivers study (FAO, since 17/07/2020)	N/A	N/A	N/A	N/A	N/A	N/A	This is a regional scientific study. No information in the annual report

Annex IV: Reporting against the M&E framework

Indicator	Applicable country	Baseline	Target	Means of verification	Progress / result by end 2021
I-1 Emissions (tons of CO ₂ eq)	All	<p>DRC:</p> <p>2010-2014: 830,53 ± 66,73 MtCO₂eq.</p> <p>Estimations¹⁰⁸</p> <ul style="list-style-type: none"> • 2015: 979 MtCO₂eq • 2016: 1 028 MtCO₂eq • 2017: 1 078 MtCO₂eq • 2018: 1 128 MtCO₂eq 2019: 1 777 MtCO₂eq 	<p>General target: reduction</p> <p>In DRC, provincial integrated programmes aim at a 10% reduction in emissions. Their cumulative targets total 45 MtCO₂eq over the duration of the programme (5 years).</p> <p>Note : not all provincial integrated programmes, nor sectoral programmes, have provided absolute targets (in tCO₂).</p>	<p>DRC: NFMS programme – but the programme has not (yet) provided emissions levels per province.</p>	<p>This data is being calculated. It does not represent the emission reductions directly attributable to CAFI funded programmes but the overall country results.</p>

¹⁰⁸ FREL 2018. Deforestation data for 2016-2018 was produced and validated by the NFMS but not shared. Emission factors are available at the national level.

Indicator	Applicable country	Baseline	Target	Means of verification	Progress / result by end 2021
		<p>Gabon: net emissions for 2005 (date selected in the INDC): 685,408.58 tCO₂eq ; 2010: 66,189,465.82 tCO₂eq ; 2015: 51,368,472.97tCO₂eq¹⁰⁹</p> <p>Gabon: FREL submitted to the UNFCCC: https://redd.unfccc.int/files/gabon_frl_submitted_feb_2021.pdf</p> <ul style="list-style-type: none"> • Gross emissions from deforestation : 8.0 million tCO₂eq/year for the period 2010-2018 • Gross emissions from degradation: averaging 157,104 tCO₂eq/year over the 1990-2018 period (349,169 tCO₂eq/year 2000- 2009, 118,259 tCO₂eq/year 2010-2018) • Gross emissions from SFM: 21.6 million tCO₂eq/year over the 1990-2018 period (29.5 million tCO₂eq/year 2000-2009, 15.8 million tCO₂eq/year 2010-2018) • Gross emissions in conservation areas : 51,344 tCO₂/year over the 1990- 2018 period (11,581 tCO₂eq/year 2000-2009, 79,136 tCO₂eq/year 2010-2018). 	<p>Gabon: reductions of emissions from the LULUCF of 50% by 2025 (compared to 2005)</p> <p>The Forest certification programme (with AFD) estimates that successful implementation could reduce emissions by 30 million tons annually by 2025 (based on a n estimate of a reduction of 50% of emissions from logging concessions with sustainable management plans)</p>	<p>Verified Annual reports submitted for results-based payments under CAFI 3</p>	<p>Emissions in 2016: 23,094,075 tCO₂e Emissions in 2017: 26,341,249 tCO₂e</p> <p>Emission reductions in 2016 compared to FREL historical average: 10,929,069 TCO₂e Emission reductions in 2017 compared to FREL historical average: 7,681,895 tCO₂e</p> <p>Total 2016 + 2017 = 18,610,964 tCO₂e of emission reductions</p>
		<p>RoC: 35.48 MtCO₂eq/year for the 2000-2020 period (historical with adjustments for 2015-2020¹¹⁰</p>	<p>At the moment the only programme under development that provided an estimate is the RoC energy programme (FAO) : 776,360 tons of CO₂ eq over 5 years</p>	<p>SNSF programme under development (FAO)</p>	<p>Not measurable yet (in line with the frequency of data collection)</p>

¹⁰⁹ See table and analysis on page 10 of http://www.cafi.org/content/dam/cafi/docs/Gabon%20documents/French/Gabon_pRODOC_AFD_CAFI_FINAL.pdf

¹¹⁰ FREL 2016. The FREL will be revised in 2024

Indicator	Applicable country	Baseline	Target	Means of verification	Progress / result by end 2021
I-2 Absorptions (tons of CO2eq)	Gabon (2019, addendum to the Lol)	<p>Gabon: FREL submitted to the UNFCCC: https://redd.unfccc.int/files/gabon_frl_submitted_feb_2021.pdf</p> <p>For removals, the proposed national adjusted FRL (applied to results years 2010-2018) is 97,055,549 tCO2eq</p>	<p>Gabon: stabilization or increase</p> <p>Protected are programme (UNDP)</p>		Results reported for 2016 and 2017 : 374,423 tons of removals.
I-3 Annual rate of deforestation and degradation (hectares per year and %)	All	<p>DRC :</p> <p>In the DRC NERF submitted to the UNFCCC in 2018, the deforestation figures for 2010 – 2014 are 7,005,535.30 hectares¹¹¹ (+/- 813k), which corresponds to 1.7 Mha/year, or an annual rate of deforestation of 1.33%.</p> <p>However new, strengthened data (reinforcement) from the NFMS programme, developed in 2019 and published in 2021, is showing a total deforestation of 4,378,704 hectares (+/- 390,899) for the same 2010-2014 period, corresponding to 1.1 Mha/year and an annual rate of 0.78%.</p> <p>2014-2016 data is estimated (by the strengthened methodology) at 1,287,248.53 hectares (+/- 207,723.68), corresponding to 643,624 hectares/year.</p> <p>Estimations per provinces for this period are also available in Annex 1 of the NFMS annual report, as well as explanation for the differences in results.</p>	<p>RDC: reduce deforestation and degradation and objective to stabilize forest cover at 63.5%</p>	<p>DRC: NFMS programme (with FAO and DIAF) and regional trends and drivers study (FAO-DIAF)</p>	<p>Estimated areas of annual deforestation (regional drivers study, preliminary data)</p> <p>2016: 380,000 ha 2017 : 420,000 ha 2018: 420,000 ha 2019: 3000,000 ha 2020 : 100,000 ha</p> <p>Estimated areas of annual forest degradation (regional drivers study, preliminary data)</p> <p>2016: 220,000 ha 2017 210,000 ha 2018: 230,000 ha 2019: 110,000 ha 2020 : 150,000 ha</p>

¹¹¹ FREL 2018

Indicator	Applicable country	Baseline	Target	Means of verification	Progress / result by end 2021
		Gabon: gross deforestation for the 2010-2015 period is estimated at 96,230 hectares; net deforestation: 59,406 hectares ¹¹²	Gabon: annual conversion ceiling of 10,000 hectares; long term cap will be determined (expected in June 2020.)	Gabon: AGEOS, through the BUR	Gabon certified results
		RoC: 12,000 hectares/ year for the 2000-2012 period ¹¹³ .	RoC annual ceiling of 20,000 hectares per year under the Letter of Intent		Not measurable yet, in line with the frequency of data collection
		Equatorial Guinea: annual degradation rate of 0.9% for the 2004-2014 period and 1.2% for the 2014-2018 period (FREL)	Halve the degradation rate to 0.45% by 2030		
Number of deforestation alert i) produced ii) reported iii) followed by ground intervention	Gabon	No operational deforestation alert system	SNORF and LUP programme (with AFD) expected to establish alert system under the SNORNF	A majority of deforestation alerts are followed by on the ground intervention	Not measurable yet as part of the CAFI funded SNORF. But missions have been conducted by the ANPN as part of the CAF.
	DRC	No alert system in 2016	SNSF programme (FAO) produced reports on major deforestation events for 2017, 2018 and 2019 (not yet publicly available)		Over 5000 major deforestation events of over 5ha, representing 7% of forest loss, were observed remotely and verified on the ground in 2018.

¹¹² See table and analysis on page 11 of http://www.cafi.org/content/dam/cafi/docs/Gabon%20documents/French/Gabon_PRODUC_AFD_CAFI_FINAL.pdf

¹¹³ Data will be revised in the 2024 FREL

Impact 2: Poverty and sustainable development

Indicator	Applicable country	Baseline	Target	Progress and results
I-4 Proportion of population with revenues below 1.25 dollars a day	All	RDC: 76% in 2012 ¹¹⁴ Gabon: 3.4% in 2017 Roc: 37% in 2011 Equatorial Guinea: N/A Cameroon: 23.8% in 2014 CAR: 63% in 2008	Increase in all countries	UN stats – SDG report ¹¹⁵ has not provided any updated data
I-5 Direct beneficiaries' money income (including women, youth and indigenous people)	DRC, in provinces with integrated programmes	DRC: no harmonized methodology to evaluate household revenues ¹¹⁶ , but studies were launched in ex-Orientale and Mai Ndombé	DRC: integrated programmes aim at a general increase of 10%	No consolidated figure
I-6 Number and ratio of direct beneficiaries compared to the total population of the area of intervention	DRC	0 at the beginning of the programme	Target : It is estimated that roughly 10 million of people will benefit from field -level programmes (PIREDD; savannahs and the large numbers of	No consolidated figure

¹¹⁴ For provinces, the 1-2-3 survey provides the following: Equateur: 77.3% ; Province Orientale : 56.9% ; Sud Kivu : 60.2%.

<http://ins-rdc.org/wp-content/uploads/2019/03/Rapport-enquete-123.pdf>. Across the country, this survey estimates that poverty incidence was at 63.4% in 2012.

¹¹⁵ <https://unstats.un.org/sdgs/indicators/database>

¹¹⁶ The FONAREDD Secretariat will develop a household survey methodology.

			<p>people benefiting from access to contraception through the family planning programme). The DRC population is approximately 90 million.</p> <p>Ratio: 11%</p>	
	RoC	0 at the beginning of the programme	FAO programme on wood energy: 500 direct beneficiaries	FAO Programme approved in 2021

Outcomes

Outcome indicators appear at the top and are marked as “X.E.X”, from the French word “effet” (outcome); product indicators appear below and are marked as “X.P.X”.

Outcome 1 – Agriculture encroaches less on forest lands

Indicator	Applicable country	Baseline	Target	Progress / results (2020)
A.E. 1 Forest surface area converted to agriculture (hectares) – distinguishing commercial agriculture from slash-and-burn (Contributes directly to impact 1)	DRC	DRC: Not available. ¹¹⁷	DRC: decrease over the years	The regional trends and drivers study showed that small scaled agriculture is associated with 92 observations of deforestation, and industrial agriculture with 5%
	Gabon	Gabon: between 2010 and 2015, 19,817 hectares net lost within agro-industrial concessions	Gabon Lol: 10,000 hectares annual ceiling	
	RoC		RoC: 20,000 hectares annual ceiling (total)	
A.E. 2 Existence, implementation and supervision of policy and legal frameworks that limit the conversion of forests into agricultural concessions (by specifying the size of those concessions)	DRC, Gabon	DRC: such frameworks do not exist	Existence/improvement of implementation quality (DRC, Gabon)	DRC: Draft Policy document finalized on sustainable management of agriculture

¹¹⁷ For 2017, the report that WRI submitted to FAO notes: village-based agricultural conversion: 100 ha and industrial agricultural conversion: 550 ha, but there are 16,000 ha of deforested surface areas for which the driver cannot be identified officially.

(Contributes directly to impact 1)		Gabon: baseline under development (oil palm strategy + four other crops) and analysis of the national land use plan (PNAT V0))		Gabon: Directive on oil palm adopted by the Council of Ministers
		RoC Inter-ministerial order (2018) establishes a 5-hectare limit	RoC: implementation of order	
A.E.3 Productivity (in metric tons/hectare and for each crop) on surface areas supported by the programmes (Contributes directly to impact 1 and 2)	DRC	DRC: MINAGRI survey of the 2017-2018 agricultural year provides statistics by crop for reference	Productivity on surface areas receiving support is greater than on those that are not	DRC: not fully measurable yet, in line with data collection frequency. Orientale province reported a doubling of yields and revenues for 2 subsistence crops
	Gabon			Gabon: while no result is measurable yet, the UNDP programme under CAFI 2 seeks to support the intensification of crop production through scientific research on soil
A.E. 4 Share of imported food ¹¹⁸	DRC	In DRC, experts estimate that imported food products neighbour 2 M tons via Matadi and Boma ports, and Kasumbalsa in Katanga ¹¹⁹ Other sources: 1 M ton (2011) ¹²⁰ 2013: 1.3 billion dollars	Reduction	

¹¹⁸ Statistics from COMTRADE can be visualized here – example for Gabon : <https://oec.world/en/profile/country/gab/#Imports>. However this is a proxy, expressed in dollars, of the

¹¹⁹ <https://www.vivafrik.com/2019/01/17/rdc-le-paradoxe-de-limportation-des-produits-alimentaires-a23296.html>

¹²⁰ <https://www.lephareonline.net/importation-des-produits-alimentaires-la-rdc-perd-plus-dun-milliard-des-dollars-par-an/>

(Note: this indicator is linked to sustainable development and serves as a proxy for national production) (Contributes directly to impact 2)	Gabon	In Gabon, importation of CFAF 280 billion of foodstuffs in 2012 ¹²¹	Quantifiable goals to be determined	
<i>A.E. 5: Change of practices by small and medium-sized businesses to address deforestation caused by agriculture</i> (Contributes directly to impacts 1 and 2)	DRC	No baseline – survey focuses on change	Increase	To be provided by Savannah programme
A.P. 1 Percentage and number of environmental impact studies prepared before an agricultural concession is granted (Contributes directly to impact 1)	DRC	DRC: 0 in 2018 Gabon: 100%	DRC: Increase Gabon: maintain	To be determined by new policy on sustainable agriculture
A.P. 2 Georeferenced hectares of new agroforestry crops (Contributes directly to impact 2 and indirectly to impact 1)	DRC, Gabon	0	In DRC, total PIREDD 2020 = target 29,350 ha 2021 = target 51,000 ha Orientale: 9000 Mai Ndombé: 3350 Equateur: 3000 Kwilu : 5000 Sud Ubangui : 2000 Savannahs : 7000 Mongala : Maniema :	2020 : 994 hectares 2021 : 6,700 hectares

¹²¹ See Note 1, page 55 of the National Investment Framework

<p>A.P. 3 Georeferenced hectares of new perennial crops in savannahs</p> <p>(Contributes directly to impact 2 and indirectly to impact 1)</p>	DRC	0	<p>In DRC, total PIREDD : 20,000 ha</p> <p>Orientale : 6000 ha</p> <p>Mai Ndombé : 1650 ha of palm oil</p>	<p>2020 : 450 hectares</p> <p>2 542 ha established in savannahs (13% of target)</p>
	Gabon			
<p>A.P.4 Georeferenced hectares of new perennial crops in forests</p> <p>(Contributes directly to impact 2 and indirectly to impact 1)</p>	DRC	0	<p>In DRC, total PIREDD : 38,410</p> <p>Mai Ndombé : 10,000 (Coffee, cacao, hevea, palm oil)</p> <p>Mongala : 500 ha</p>	<p>Total of perennial crops = 6 088 established in forests (16% of target)</p>
<p>A.P. 5 Hectares of improved subsistence agriculture (a) on savannahs and (b) in forests</p> <p>(Contributes directly to impact 2 and indirectly to impact 1)</p>	DRC	<p>Reference situation (for comparison): 27 M ha in 2017 (MINAGRI)</p>	<p>In DRC total PIREDD : 172,000</p> <p>Orientale : 160,000</p> <p>Mai Ndombé : 11,650</p> <p>Equateur : 300</p> <p>Kwilou</p> <p>Sud Ubangui</p> <p>Mongala</p>	<p>2020 : 2336 ha</p> <p>2021 : 10,610ha</p>
<p>A.P. 6 Number of households receiving subsistence agriculture support (a) on savannahs and (b) in forests</p> <p>(Contributes directly to impact 2)</p>	DRC	0	In DRC, total PIREDD	<p>In Mai Ndombé, the 540 ha of acacia and manioc were established to benefit 1 460 rural households</p>

Outcome 2 – Consumption of unsustainable wood energy decreases

Indicator	Applicable country	Baseline	Target	Progress and results (2020)
<p>E.E. 1 Ratio of metric tons of wood from new sustainable sources (protected + agroforestry plantations) to metric tons of total production ¹²²</p> <p>(Contributes directly to impact 1)</p>	DRC	No estimate of sustainable fuelwood production before Year 5 of the programme, at the soonest	Increase	Not measurable yet, in line with data collection frequency
<p>E.E. 2 Average savings (in USD) to households using clean cooking solutions</p> <p>(Contributes directly to impact 2)</p>	DRC	CIRAD study completed in 2020	Increase	CIRAD study completed in 2020
<p>E.E.3 Existence (or progress toward adoption) and implementation of national or subnational energy policies for sustainable management and alternatives to fuelwood</p> <p>(Contributes directly to impact 1)</p>	DRC, RoC	DRC:	DRC: adoption	Draft Energy policy document exists
		RoC: Energy sectoral policy exists	RoC: sectoral policy on energy implemented	RoC: programme approval expected in 2022
<p>E.E. 4 Existence (or progress toward adoption) of an implementation strategy that includes supply and demand questions and substitution issues</p>	DRC	Did not exist in 2018 when the Energy programme was approved	In DRC, adoption of strategy	

¹²² Obtained by extrapolation before establishing plantations or protection; that is, surface area X estimated yields = metric tons anticipated at the end of Y years. The PIREDDs enter the numerator and the Energy Programme enters the denominator.

(Contributes directly to impacts 1 and 2)				
<i>A.E.55: Change of practices by small and medium-sized businesses to address deforestation caused by fuelwood</i>	DRC	No baseline – survey focuses on change	Increase	Progress : The Incubator Fund for Clean Cooking in DRC was launched in 2020 with the aim to support companies to access knowledge, technologies and finance
(Contributes directly to impacts 1 and 2)				
E.P. 1 Access to updated data on sustainable fuelwood (such as number of publications, frequency of updating on programmes' websites)	DRC	DRC: CIRAD 2012 fuelwood study exists	Better access	Studies on production, consumption, efficiency of wood energy realized in 2020 for Lubumbashi et Bukavu (Energy programme)
(Contributes indirectly to impacts 1 and 2)				
E.P. 2 Number of improved cookstoves distributed/sold (and total number of households) and in which territory, sector, group and village	DRC, RoC RoC	0 at start of programme	In DRC, total PIREDD : 119,000 Orientale : 5000 Mai Ndombé : 0 Equateur : 27,000 Energy prog : 87,000	43,000 produced, 31,000 sold as of 31 December 2020
(Contributes directly to impact 2 and indirectly to impact 1)		0 at start of programme	FAO Energy programme: 4200	Programme to be approved in 2021
E.P. 3 Rate of adoption and profile of use of clean cooking solutions (LPG or improved stoves) in target zones	DRC	Not available	Increase	Not measurable yet, in line with data collection frequency
(Contributes directly to impact 2 and indirectly to impact 1)				

<p>E.P. 4 New surface areas and their agroforestry and reforestation georeferenced data (hectares)</p> <p>(Contributes directly to impacts 1 and 2)</p>	<p>DRC</p>	<p>0 at start of programme</p>	<p>Total PIREDD : 10,350 ha</p> <p>Orientale : 1000</p> <p>Mai Ndombé : 3,350 (acacia + cassava)</p> <p>Equateur : 3000</p> <p>Kwilou : 3000</p> <p>Sud Ubangui</p> <p>Mongala</p>	<p>2020 : 2200 hectares established across PIREDDs</p>
<p>E.P.5 New surface areas left under natural regeneration and their georeferenced data (hectares)</p> <p>(Contributes directly to impact 1 and indirectly to impact 2)</p>	<p>DRC</p>	<p>0 at start of programme</p>	<p>In DRC, total PIREDD: 82 209</p> <p>Orientale: 45,000</p> <p>Mai Ndombé : 30,000</p> <p>Equateur : 7000</p> <p>Kwilu : 209</p> <p>Sud Ubangui</p> <p>Mongala</p>	<p>2020: 9670 hectares mis en défens in Mai Ndombe (CT 32)</p> <p>2021 : 17,000 ha</p>

<p>E.P. 6 Number of jobs created (by the programmes) throughout the value chain¹²³</p> <p>(Contributes directly to impact 2)</p>	DRC	0 at start of programme	In DRC	2021 : XX part time and XX full time
--	-----	-------------------------	--------	--------------------------------------

¹²³ 1. in the production of sustainable fuelwood; ii. In its processing; iii. In the production and marketing of improved stoves

Outcome 3 - Forest governance and managements are improved

Indicator	Applicable country	Baseline	Target	Progress and results
F.E.1a Surface areas (in ha) and percentage of forests with management plans <i>F.E. 1b: quality of land use plan implementation</i> (Contribute directly to impact 1)	DRC	As of 7 December 2018, eight forest concessions had validated management plans (covering a surface area of 2,158,329 ha)		By October 2019, 58% of forestry titles have a management plan ¹²⁴ . This represents approximately 6.215 million hectares ¹²⁵ FE1b to be assessed by surveys
	Gabon	Surface area under management plans : 12.6 M hectares, representing 81.2% of logging concessions ¹²⁶	100%	CAFI 2 – AFD programme approved but not started yet
	RoC		100% of Forest Management Units assigned have an approved Land Use Plan by 2023	

¹²⁴ Etat des lieux des acteurs de la filière forêt-bois en République Démocratique du Congo », ERAIFT, October 2019

¹²⁵ Selon le rapport publié en Mai 2019 par l'AGEDUFOR et dont les contenus restent échangés, l'ensemble de titres forestiers couvrent une superficie de 10 715 678 hectares

¹²⁶ **As of March 2020**, 15.5 million ha are under logging concession. Of these

- 1.9 million ha have sustainable forestry management plans (CFADs) that are FSC certified

-10.7 million ha are under CFAD

- 1.5 million ha have provisional permits (CPAETs)

-1.3 million ha are permits not yet in the management process (Lee, 2020)

<p>F.E. 2 a) share of illegal wood on domestic markets</p> <p>F.E. 2b) share of illegal wood for export</p> <p>F.E. 2c) illegal logging in forests with sustainable land use plan</p> <p>F.E. 2d) illegal logging in type 2 forests</p> <p>(Contribute directly to impacts 1 and 2)</p>	<p>DRC, Gabon, RoC</p>	<p><i>Specific information not available. Estimates place it at between 0-10% for artisanal wood.</i></p> <p>Estimates in 2018 ¹²⁷</p> <p>DRC: 3,4 million m3 of informal roundwood (formal production : 0.2 millions)</p>	<p><i>Reduction for all sub-indicators</i></p>	<p><i>All to be assessed via surveys at later stage</i></p>
		<p>Estimates in 2018 ¹²⁸</p> <p>Gabon: 0.2 millions m3 (formal production : 1,5 millions)</p>		
		<p>Estimates in 2018 ¹²⁹</p> <p>RoC: 0,3 million (formal production: 1.8)</p>		
<p>F.E. 3 Surface area under legal or formal artisanal operation (hectares)</p> <p>(Contribute directly to impact 1 and indirectly to impact 2)</p>	<p>DRC</p> <p>RoC</p>	<p>Idem</p>		

¹²⁷ Rapport BAD/FRMi Vision stratégique et industrialisation de la filière bois en Afrique Centrale, 2018

¹²⁸ Rapport BAD/FRMi Vision stratégique et industrialisation de la filière bois en Afrique Centrale, 2018

¹²⁹ Rapport BAD/FRMi Vision stratégique et industrialisation de la filière bois en Afrique Centrale, 2018,

<p>F.E.4 National plan developed to combat illegal practices</p> <p>i) validated</p> <p>ii) implemented (estimate the rate and specify practical measures showing implementation)</p> <p>iii) having led to prosecutions (indicate number of cases instituted/completed)</p> <p>(Contribute indirectly to impacts 1 and 2)</p>	<p>DRC</p> <p>Gabon</p> <p>RoC</p>	<p>DRC: No plan exists</p> <p>Gabon : milestone of the Lol</p>	<p>RoC: implementation of VPA-FLEGT and its legality assurance system</p>	<p>DRC: no progress, awaiting launch of Sustainable Forest Management programme approved in end 2019</p> <p>Gabon: New 2020 programme “Protected Area Expansion and Land-use Optimization for Food Crop Production in Gabon” will address cross-border timber trafficking.</p>
<p>F.E. 5 Percentage of hectares of certified forests</p> <p>(Contribute indirectly to impact 1)</p>	<p>DRC</p> <p>Gabon</p> <p>RoC</p>	<p>For the whole sub region : 5 392 000 ha (April 2020)</p> <p>Gabon : In 2020, 3 out of 40 companies were FSC-certified ¹³⁰. 1.9 million hectares are FSC certified out of 15.5 million hectares under concessions = 12.2%¹³¹</p> <p>In DRC, certification activities had ended in 2011. At the time, one</p>	<p>Gabon: 100%</p>	<p>DRC : 1 company, CFT, has obtained a 3rd party timber legality certificate¹³². Its concessions cover 623.631 hectares, or 5.8% of areas under industrial concessions.</p> <p>Gabon : programme on forest certification approved in 2020</p>

¹³⁰ Source : NIF under CAFI 3

¹³¹ Supra - Lee 2020

¹³² Etat des lieux des acteurs de la filière forêt-bois en République Démocratique du Congo », ERAIFT, October 2019. Il s’agit de la Compagnie Forestière de Transformation (CFT), . It has a capacity of 30 000 m3 and declared a production of 1181,37 m3 (0.68% of the total production) in 2018.

		company (SIFIRCO) had a certificate RoC : 2 989 168 ha (April 2020)		
F.E. 6: Small and medium-sized businesses change practices to address deforestation caused by forestry (Contribute directly to impacts 1 and 2)	DRC Gabon			<i>Will be assessed by survey</i>
F.E.7 Surface of community forestry established (hectares)	DRC Gabon	DRC Total PIREDD : over 955,500 ha Orientale : est. 150,000 Mai Ndombé : 10,000 Equateur 480,000 Kwilou : 209 Mongala: 750 ha with top up Maniema: 355,000 ha CAFI 3 (2020-2025, target to be defined)	DRC : https://rdc.geocfcl.org/ Gabon: Planned under CAFI 3 NIF	DRC: Submissions deposited for 132,000 hectares (Equateur)
F.P.2 Existence and operation of a secure IT system to ensure reliable monitoring of traceability of the legality of wood (Contributes indirectly to impact 1)	DRC Gabon RoC	In DRC, a new wood traceability system launched in September 2018 (Agency for executing forest-timber sector activities) Gabon: RoC: no system in place	 RoC (LoI, 2022): Computerized Legality Verification System	

			(CLVS) developed, validated and operational	
--	--	--	--	--

Outcome 4 – Impacts of mining and petroleum activities are minimized

Indicator	Applicable country	Baseline	Target	Progress and results
<p>M.E.1. Availability of data on the number and surface area (and GIS points) of mining concessions in forests</p> <p>(Contributes directly to impact 1)</p>	DRC RoC	In DRC, not available but external sources exist (IPSIS)	Improvement	None
<p>M.E.2. Existence and implementation of a policy or legal framework, commercial agreements or standards limiting or offsetting the conversion of forests into mines</p> <p>(Contributes directly to impact 1)</p>	DRC Gabon RoC	In DRC, Article 33 of Law 11/009 of 9 July 2011 establishing core principles pertaining to environmental protection; Articles 14, 20, 25, and 35 of Law 14/003 of 11 February 2014 on Nature Conservation Gabon: Sustainable development law	DRC: the standards programme will specify the target	Programme not launched
<p>M.E.3 Kilometres of new transportation infrastructures opened in the forests for mines or other extractive industries, separately identifying railroads</p> <p>(Contributes directly to impact 1)</p>	DRC Gabon RoC	Not available	Not available	
<p>M.P. 1 Percentage of new mining and hydrocarbon concessions preceded by an environmental impact study</p> <p>(Contributes directly to impact 1)</p>	DRC RoC	Not available	DRC: 100%. The standards programme will specify the goal. Roc: studies prior to any oil production in	Programme not launched

			peatlands to avoid draining or drying them	
M.P.21 Percentage of new roads preceded by an environmental impact study (Contributes indirectly to impact 1)	DRC	100%	100%	Programme not launched

Outcome 5 – Land use planning takes into account forests contribution to climate change, and land tenure is improved

Indicator	Applicable country	Baseline	Target	Results and progress
Am.E.1. Existence and implementation of land use planning policies or laws that take account of the contribution of forests and land use to mitigating climate change and to generating other social and environmental benefits (Contributes directly to impacts 1 & 2)	DRC	In DRC, does not exist	DRC :	DRC : National LUP policy adopted
	Gabon		-National LUP policy	First draft of LUP Law elaborated
	RoC		-National LUP Law	3 provincial schemes elaborated
			-Creation of COPIRAT	
			-SNAT (National level)	
			-SPAT (Provincial)	
		In Gabon, laws, decrees and implementing texts on land use planning do not exist, but the PNAT draft analyses the situation	Gabon: The PNAT 1 will be the basis of a policy/law	

		ROC: A national land use scheme (SNAT) exists	Roc: revision of the NTDP, development of the PNAT and departmental land use plans (SDAT) and their implementation	Programme under development
<p>Am.E.2 Existence of an interactive atlas mapping juxtaposed land uses. Specify whether this Atlas is produced, updated (frequency), used to coordinate with other sectoral ministries and/or publicly accessible.</p> <p>(Contributes directly to impacts 1 & 2)</p>	DRC	DRC: no such atlas exists		<p>DRC : Maps on land allocation and uses are being elaborated in PIREDD Mai Ndombe, Sud Ubangi, Mongala and Kwilu</p>
	Gabon			
	RoC	Gabon: the PNAT V0 database is accessible on line but incomplete (2015)	In Gabon, a robust database for the PNAT VF updated and accessible on line.	
		RoC: no updated registry	RoC: national mapping of all of the “land use contracts” (registry) produced and provided to the public. Creation of a cross-sectoral land registry (mining, oil, agro-industrial and forestry sectors)	
<p>Am.E.3 a) Surface areas of deforestation contradicting the provisions of the plan (5 ha or more, 2 years after validation of the plan)</p> <p>(Contributes directly to impact 1)</p>	DRC	<p>In DRC, baseline to be established when the plans are completed (programmes underway).</p>		<p>Not measurable yet, in line with the expected data collection frequency. But the surface areas for which there are management plans can now be compiled and compared to those without.</p>
	Gabon			
	RoC			

<p>Am.E.4 Surface areas where land use disputes are identified and resolved</p> <p>(Contributes directly to impacts 1 & 2)</p>	<p>Gabon</p> <p>RoC</p>		<p>In Gabon, land use disputes that have been resolved are in the validated PNAT V1</p>	<p>Not measurable yet, in line with the expected data collection frequency</p>
<p>Am.E.5 Perception regarding the frequency of land use disputes</p> <p>(Contributes directly to impacts 1 & 2)</p>	<p>DRC</p> <p>Gabon</p> <p>RoC</p>	<p>No baseline</p>		<p>To be assessed via surveys</p>
<p>Am.E.6 Existence and implementation of an equitable land use policy – including with respect to issues of gender and vulnerable individuals as well as local communities and indigenous peoples – and that ensures sustainable and non-conflictual land management and clarifies land rights with a view to limiting conversion of forest lands</p> <p>(Contributes directly to impacts 1 & 2)</p>	<p>RDC, RoC</p>	<p>In DRC, does not exist</p> <p>ROC: Articles 31 and 32 of the Law of 5 to 25 February 2011 on promoting and protecting indigenous people’s rights</p>	<p>DRC : adoption of policy and law</p> <p>RoC (2023): specific regulatory text adopted and implemented Land dispute redress and resolution mechanism in place and operational.</p>	<p>DRC: Land use planning policy adopted in 2020, Land use law before parliament.</p>
<p>Am.P.1 Percentage and total number of entities with an established development committee</p> <p>(Contributes indirectly to impacts 1 & 2)</p>		<p>In DRC, 0 at the start of the programmes</p>		<p>2020 : 745 local development committees established in DRC</p> <p>2021 : 1200</p>
<p>Am.P.2 Number of participatory plans and mechanisms programming/implementing a</p>		<p>In DRC, 0 at the start of the programmes</p>	<p>DRC:</p> <p>1) Mai Ndombé: 600 Simple</p>	<p>2020: 344 Simple management plans were validated</p>

<p>sustainable medium- and long-term vision for natural resource use</p> <p>(Contributes indirectly to impacts 1 & 2)</p>			<p>management plans 2) O : 240 Local development plans 3) Kwilu: 30 Natural resource management plans 4) Equateur: 326 Natural resource management plans 5) Mongala: 16 Simple management plans 6) Sud Ubangi : 100 Natural resource management /simple management plans</p>	<p>2021: 493 plans (Mai Ndombe and Sud Ubangui) validated, covering a total area of 3,786,915 ha. The remaining 149 are under validation</p>
<p>Am.P.3 Number of plans that take account of topsoil stabilization</p> <p>(Contributes directly to impact 1)</p>		<p>In DRC, 0 at the start of the programmes</p>	<p>DRC : Orientale : 160</p>	
<p>Am.P.4 Surface areas and percentages covered by development plans by type of regional entity</p> <p>(Contributes directly to impact 1)</p>		<p>In DRC, 0 at the start of the programmes</p>		<p>Data being compiled</p>
<p>Am.P.5 Number of plans covered by a performance contract (or where such contract is complied with)</p> <p>(Contributes directly to impact 1)</p>		<p>In DRC, 0 at the start of the programmes</p>		<p>Data being compiled</p>

<p>Am.P.6 Number, surface area, and GIS points for village-based territories that are mapped in a participatory fashion</p> <p>(Contributes directly to impacts 1 & 2)</p>	DRC, Gabon	<p>In DRC, 0 at the start of the programmes</p> <p>In Gabon, no georeferenced participatory village-based map is found in the PNAT database.</p>	In Gabon, 750 and/or 29% of villages mapped	22 villages mapped in Gabon
---	------------	--	---	-----------------------------

Outcome 6 – Demographic pressure on forests decreases

Indicator	Applicable country	Baseline	Target	Results and progress
<p>D.E.1 Number of children per woman (disaggregated by areas of intervention)</p> <p>(contributes directly to impact 1 and indirectly to impact 2)</p>	DRC	In DRC, 6.3 children/woman in 2018	DRC: Reduction	Not measurable yet, in line with the expected data collection frequency
<p>D.E.2 Percentage of women, married or in a couple, from 14 to 49 years, who use a modern contraceptive method</p> <p>(contributes indirectly to impacts 1 and 2)</p>	DRC	In DRC: All women=8.1%; Women in a couple=7.8%	DRC: increase by 1.5% every year	Data reported by the Family planning programme (PROMIS- PF) establishes that modern contraceptive prevalence is 26.5% in Kinshasa and 20.3% in Kongo Central in 2020.
<p>D.E.3 Awareness of reproductive rights</p> <p>(contributes indirectly to impact 2)</p>	DRC		Increase	Will be assessed via surveys
<p>D.P.1 Couple-years of protection (CYP) supplied</p> <p>(contributes indirectly to impacts 1 and 2)</p>	DRC		8 Million CYPs funded by CAFI over 3 years. This target was revised down to 5 M	<p>2020 :over 800,000</p> <p>2021 : 2.5 million</p>

<p>D.P.2 Numbers and locations of health centres supported by the programmes</p> <p>(contributes indirectly to impacts 1 and 2)</p>	DRC	0 at start of programme	<p>In the DRC :</p> <p>1) Mai Ndombé: TBD 2) PO : 13 health centres 3) Equateur : TBD 5) Mongala : TBD 6) Sud Ubangi : TBD 7) PF : 193 health centres</p>	
<p>D.E.3. Number of individuals (disaggregated by gender) migrating from non-forest zones to forest zones and vice-versa</p> <p>(contributes indirectly to impact 1)</p>	DRC	In DRC, the data is not quantitative	Study initiated in Ituri	3 studies initiated

Outcome 7 – Governance of the process is effective, multi sectoral and multi actors

Indicator	Applicable country	Baseline	Target	Results and progress
<p>G.E.1 Quality of civil society representation and participation (including indigenous people) investment plan decisions, their programmes and monitoring</p> <p>(contributes indirectly to impacts 1 and 2)</p>	All	<p>In DRC, the indigenous people’s programme regularly conducts surveys focusing on target populations. This is not done for non-indigenous people.</p> <p>In Gabon, the CNAT will include civil society participation</p>	Stability or improvement	<p>DRC : participation of civil society in the Technical and Steering Committee is institutionalized, functional, recognized and systematic</p> <p>RoC: as in 2019</p> <p>Cameroon: As the FCPF TAP Report on Cameroon’s R-Package states, the participations of stakeholders and communication should be further improved.</p>

<p>G.E.2 REDD+ Investment Plan indicators incorporated into the country's National Plan/Development Strategy</p> <p>(contributes indirectly to impacts 1 and 2)</p>	All	In DRC, 22 Investment Plan indicators in the PNSD.	In DRC, this number is not expected to change.	
<p>G.E.3 Rate of adoption of recommendations made by the programmes' steering committees</p> <p>(contributes indirectly to impacts 1 and 2)</p>	All countries with active programmes (DRC and Gabon)	N/A	100%	DRC : Gabon: 67% of anticipated programme activities implemented in 2019
<p>G.E.4 Number of complaints handled/ recorded through official mechanisms</p> <p>(contributes indirectly to impacts 1 and 2)</p>	DRC Gabon	In DRC, one complaint has been recorded and processed since the mechanism was created.	100%	In the DRC, all programmes have either their own mechanism or are using the one established by the FONAREDD. No compilation of how many complaints were received/treated in 2020 was available in the FONAREDD report at the time of submission.
<p>G.P.1 % of programmes approved for which programme documents are accessible on line</p> <p>(contributes indirectly to impacts 1 and 2)</p>	All countries with approved programme (DRC and Gabon)	For the DRC and Gabon, all programme documents have been accessible on the CAFI site since 2016. In 2017, the DRC launched its site, and most programme documents and reports are accessible there.	100%	DRC the CAFI web site lists all project documents, annual reports and provides access to database of products
		Gabon :NA	100%	Gabon: the CAFI web site lists all project documents, annual reports and provides access to database of products
<p>G.P.2 Ratio (%) of the web sites of operational programmes that are updated</p> <p>(contributes indirectly to impacts 1 and 2)</p>	DRC Gabon	In 2017: N/A	100%	DRC

<p>G.P.3 Rate of publication (on internet site) and regular transmission of the governance institutions' activity reports</p> <p>(contributes indirectly to impacts 1 and 2)</p>	<p>DRC</p> <p>Gabon</p>	<p>In DRC, some COPIL programme reports are available on the FONAREDD site.</p>	<p>100%</p>	<p>DRC: resolutions of the technical Committee and decisions of the Steering Committee are available on the FONAREDD web site and Sharepoint " FONAREDD Externe"</p>
<p>G.P.4 Number of meetings between ministers held to discuss the investment plan</p> <p>(contributes indirectly to impacts 1 and 2)</p>	<p>All</p>	<p>In DRC: COPILs since 2016</p> <p>In Gabon, CNAT created in 2017</p>	<p>In DRC, twice/year In Gabon, CNAT meeting (interministerial)</p>	<p>DRC in 2020: one meeting of the Steering Committee (for covid reasons)</p> <p>DRC in 2021 : no meeting, approval by email</p>
<p>G.P.5 Stakeholders' perceptions regarding the commitment to fighting corruption</p> <p>(contributes indirectly to impacts 1 and 2)</p>	<p>All</p>	<p>Not available</p>	<p>Stability or improvement</p>	<p><i>Perception surveys (experts) - Cf Annex</i></p>
<p>G.P. 6 Perception of effectiveness of measures taken (sanctions)</p> <p>(contributes indirectly to impacts 1 and 2)</p>	<p>All</p>	<p>Not available</p>	<p>Stability or improvement</p>	<p><i>Perception surveys (experts) - Cf Annex</i></p>

Annex V : Land use planning tools in the DRC

Unofficial translation of the adopted Land Use Planning document policy of the DRC

A conceptual framework and reference documents will be established for the different territorial scales, i.e. local, provincial and national, to ensure vertical coherence.

1. The National Land Use Plan

This is a territorial structure plan for the national scale which indicates the main orientations of the national strategy for land use planning over a three-decade horizon, constitutes a guiding document for provincial and local development plans and schemes and a long-term territorial coherence framework for public policies and development plans.

Its objectives include

- to define the fundamental orientations for land use planning
- to establish the principles governing the location of major infrastructures, large-scale facilities and public services of national interest
- to define the development axes for the reinforcement of the competitiveness of the national territory and of the territories which constitute it;
- to define the planning axes for the reinforcement of national cohesion and the reduction of social and territorial imbalances;
- to integrate the concern for sustainable development into the various components of territorial policy and to reconcile economic development with the preservation of natural spaces, environments and resources.

2. The Provincial Land Use Plan

This is a reference document for land use planning in the province that interprets the vision and options of the SNAT by adapting them to the specific territorial configuration of each province and by taking into account the development problems that arise there.

It defines the location and territorial functioning of the poles and structuring axes in such a way as to promote the diffusion of their effects throughout the province.

Its objectives include

- to determine the Province's land use planning guidelines with a view to harmonizing them with the State's regional development options
- to foster a consensus on measures for organizing the provincial space and to promote inter-municipality
- to set up a framework favourable to sustainable and balanced provincial development;
- to determine the location of regional projects and facilities as well as their programming;

- to develop a strategic framework for a contractual policy between the State, local authorities, civil society organizations and the private sector.

3. The Local Land Use Plan

This is a plan whose perimeter corresponds to a "geographical territory", to be considered as the lower level of the functional territorial units. This perimeter is not necessarily that of a lower-level decentralized entity provided for by the administrative division (such as the commune, the sector or the chiefdom), but rather is equivalent to a larger perimeter characterized by functioning as an integrated functional unit. It can therefore bring together several decentralized entities such as communes, sectors and chiefdoms, which are in fact only portions of geographical space comprising one or more rural or natural areas (on average one or more communes, and six sectors or chiefdoms).

Its development aims to ensure

- consistency, at the local level, of the province's development plans and programs
- coordination between urban, communal, rural and other development plans.