



Lamborghini Super Trofeo Asia

Rounds 1 & 2

Sepang International Circuit

7th – 9th April 2017



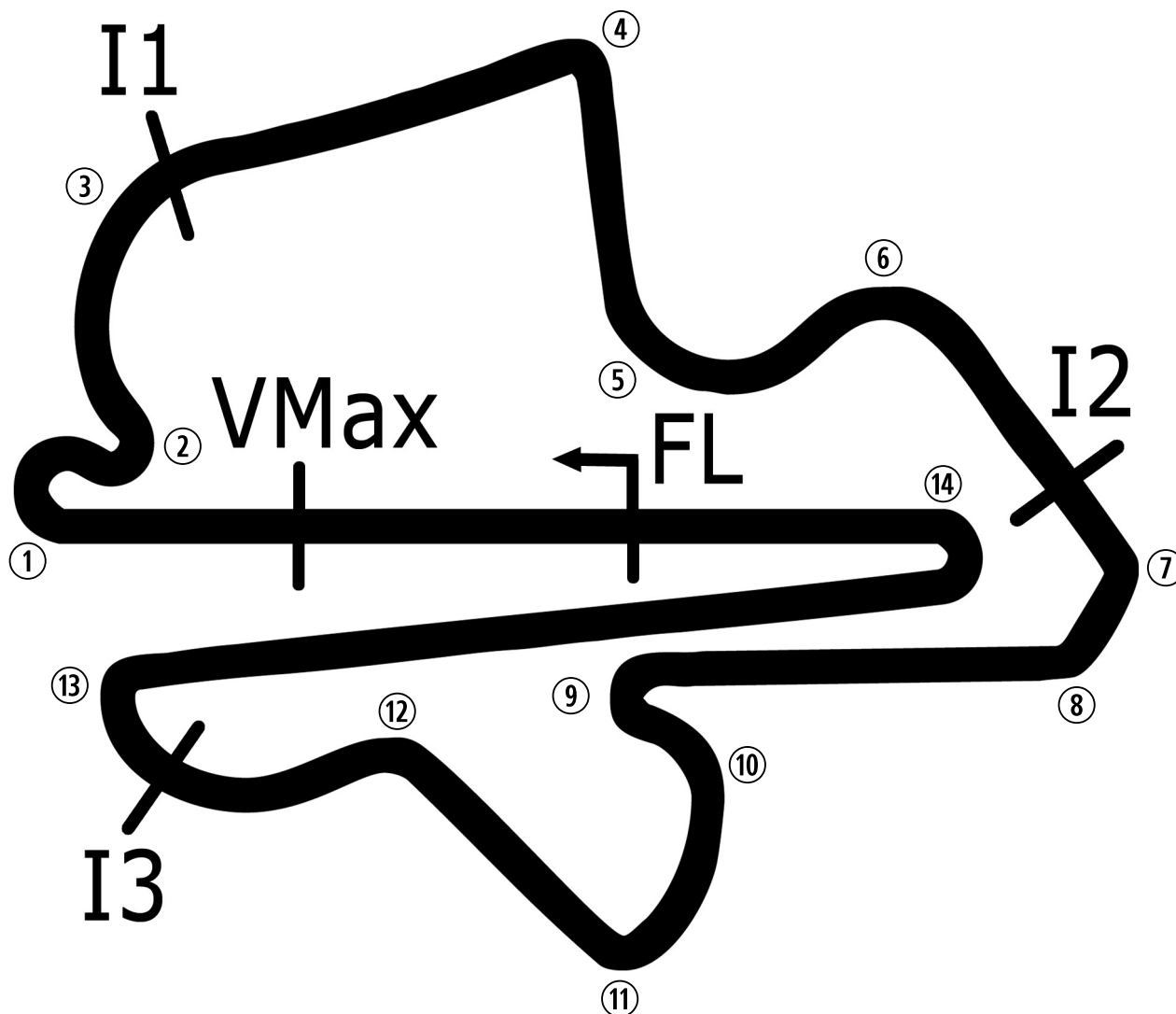
Results Provided by Timing Solutions Ltd
www.tsl-timing.com

Sepang International Circuit



SPORTS TIMING

TIMING SOLUTIONS LTD



Length	3.4442 miles	5543.0 m
FL		
VMax	368m	
I1	1080m	
I2	2465m	
I3	4038m	
Pit Entry	5501m	
Pit Exit	415m after FL	
Pit Entry-Pit Exit	420m, 25.2s @60kph	

All results available at www.tsl-timing.com



Lamborghini Super Trofeo Asia 2017

FREE PRACTICE - CLASSIFICATION

POS	NO	CL	PIC	TEAM / DRIVERS	CAR	TIME	ON	LAPS	GAP	DIFF	KPH
1	11	PRO	1	Clazzio Racing Afiq YAZID (MAS) / Cozzolino KEI (JPN)	Lamborghini Huracan ST	2:04.451	6	18			160.34
2	15	PRO	2	FFF Racing Team Carrie SCHREINER (DEU) / Richard GODDARD (AUS)	Lamborghini Huracan ST	2:05.398	10	22	0.946	0.946	159.13
3	5	PRO	3	FFF Racing Team Jack BARTHOLOMEW (GBR) / Armaan EBRAHIM (IND)	Lamborghini Huracan ST	2:05.589	7	20	1.138	0.191	158.88
4	37	Pro/Am	1	GDL Racing Team Rik BREUKERS (NZL) / Nigel FARMER (HKG)	Lamborghini Huracan ST	2:05.845	18	23	1.393	0.255	158.56
5	6	PRO	4	X-One Racing Team Antonio D'AMICO (ITA) / Nicolas COSTA (BRA)	Lamborghini Huracan ST	2:05.985	5	18	1.534	0.140	158.38
6	3	PRO	5	Lazarus Artur JANOSZ (POL) / Meindert VAN BUUREN (NED)	Lamborghini Huracan ST	2:06.239	3	19	1.787	0.253	158.07
7	2	PRO	6	Leipart Ben GERSEKOWSKI (AUS) / Rory COLLINGBOURNE (GBR)	Lamborghini Huracan ST	2:06.700	18	22	2.249	0.461	157.49
8	33	Pro/Am	2	Leipart Mikko ESKELINEN (FIN) / Maxx EBENAL (CAN)	Lamborghini Huracan ST	2:06.846	16	21	2.395	0.145	157.31
9	69	AM	1	X-One Racing Team Vincent WONG (HKG) / Andrew HARYANTO (INA)	Lamborghini Huracan ST	2:06.991	3	22	2.540	0.145	157.13
10	57	AM	2	P.S.C Sarun SEREETHORANAKUL (THA) / Saravut SEREETHORANAKUL (THA)	Lamborghini Huracan ST	2:07.122	4	16	2.670	0.130	156.97
11	66	AM	3	Top Speed Racing Team George CHOU (TPE) / Samson CHAN (HKG)	Lamborghini Huracan ST	2:09.092	9	22	4.640	1.970	154.57
12	88	LC	1	Petri Corse Gabriele MURRONI (ITA)	Lamborghini Huracan ST	2:11.521	4	12	7.069	2.429	151.72
13	77	LC	2	Siam Gas Racing Kong Supachai WEERABORWORNONG (THA)	Lamborghini Huracan ST	2:13.184	15	17	8.733	1.663	149.82
14	89	LC	3	Tedco Racing Bill NG (SIN)	Lamborghini Huracan ST	2:13.701	4	16	9.250	0.516	149.24
15	68	AM	4	Arrows Racing Michael CHOI (HKG) / Keith CHAN (HKG)	Lamborghini Huracan ST	2:17.996	12	14	13.544	4.294	144.60

Weather / Track : Cloudy / Dry

These results are provisional until the conclusion of any judicial and technical matters.

Sepang International Circuit

Circuit Length = 5.543 km

Start: 10:15 Flag 11:15 End: 11:15

Race Director : Ravin

Stewards :

Timekeeper :

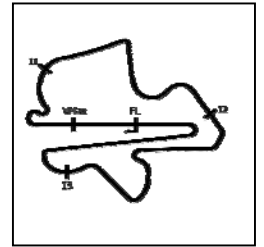
Results can be found at www.tsl-timing.com

Printed - 11:15 Friday, 07 April 2017



Lamborghini Super Trofeo Asia 2017

FREE PRACTICE - SECTOR ANALYSIS



SECTOR 1 = FL to I1, SECTOR 2 = I1 to I2, SECTOR 3 = I2 to I3, SECTOR 4 = I3 to FL, DIFF = Difference To Personal Best Lap, P = Crossed Finish Line in Pit Lane, D = Time Disallowed

P1		11 PRO		Clazzio Racing		Lamborghini Huracan ST			
IDEAL LAP TIME : 2:04.283		BEST LAP TIME : 2:04.451		DIFFERENCE : 0.168					
D1: Afiq YAZID		D2: Cozzolino KEI							
LAP	SECTOR 1	SECTOR 2	SECTOR 3	SECTOR 4	SPEED TRAP	LAP TIME	KPH	DIFF	TIME OF DAY
1 - D2	OUTLAP	40.647	43.234	IN PIT					10:17:53.065
2 - D2	OUTLAP	30.161	38.753	33.413		7:42.169	43.17	5:37.718	10:25:35.234
3 - D2	24.831	29.683	37.408	33.577	250.0	2:05.499	159.00	1.048	10:27:40.734
4 - D2	24.920	29.575	38.447	IN PIT	251.1	2:13.076	149.95	8.624	10:29:53.810
5 - D2	OUTLAP	31.096	37.799	33.335		5:16.114	63.12	3:11.662	10:35:09.924
6 - D2	24.624	29.317	37.143	33.367	250.0	2:04.451 (1)	160.34		10:37:14.375
7 - D2	24.670	29.564	37.265	33.199	250.5	2:04.698 (2)	160.02	0.247	10:39:19.074
8 - D2	24.823	29.443	37.306	33.454	249.4	2:05.026	159.60	0.574	10:41:24.100
9 - D2	24.728	29.871	38.613	IN PIT	249.4	2:09.981	153.52	5.529	10:43:34.081
10 - D1	OUTLAP	35.610	42.604	39.518		4:50.179	68.76	2:45.727	10:48:24.260
11 - D1	24.755	29.767	37.494	33.364	248.8	2:05.380	159.15	0.928	10:50:29.640
12 - D1	24.712	39.231	57.609	34.477	249.4	2:36.029	127.89	31.577	10:53:05.669
13 - D1	24.729	29.480	37.861	33.559	248.2	2:05.629	158.83	1.177	10:55:11.298
14 - D1	24.637	29.476	37.623	33.283	249.4	2:05.019	159.61	0.567	10:57:16.317
15 - D1	24.718	30.191	40.864	33.783	250.0	2:09.556	154.02	5.104	10:59:25.873
16 - D1	24.741	29.503	37.475	33.279	251.1	2:04.998	159.64	0.547	11:01:30.871
17 - D1	24.740	29.575	37.413	33.202	250.0	2:04.930 (3)	159.72	0.479	11:03:35.802
18 - D1	24.649	30.444	39.139	IN PIT	250.0	2:10.625	152.76	6.173	11:05:46.427

P2		15 PRO		FFF Racing Team		Lamborghini Huracan ST			
IDEAL LAP TIME : 2:05.094		BEST LAP TIME : 2:05.398		DIFFERENCE : 0.303					
D1: Carrie SCHREINER		D2: Richard GODDARD							
LAP	SECTOR 1	SECTOR 2	SECTOR 3	SECTOR 4	SPEED TRAP	LAP TIME	KPH	DIFF	TIME OF DAY
1 - D2	OUTLAP	32.704	41.220	34.829					10:17:20.601
2 - D2	26.048	30.982	39.125	33.332	243.2	2:09.487	154.10	4.089	10:19:30.089
3 - D2	25.171	29.763	38.313	33.384	248.8	2:06.631	157.58	1.233	10:21:36.721
4 - D2	25.032	29.840	37.837	33.444	248.2	2:06.153 (3)	158.17	0.755	10:23:42.874
5 - D2	24.972	30.392	39.196	IN PIT	250.0	2:13.306	149.69	7.908	10:25:56.181
6 - D2	OUTLAP	29.840	38.748	33.569		3:04.286	108.28	58.888	10:29:00.467
7 - D2	25.029	29.990	38.461	34.701	250.0	2:08.181	155.67	2.783	10:31:08.649
8 - D2	25.082	29.770	39.052	IN PIT	251.1	2:09.985	153.51	4.587	10:33:18.635
9 - D2	OUTLAP	31.775	39.828	33.545		4:03.938	81.80	1:58.540	10:37:22.573
10 - D2	25.029	29.603	37.591	33.174	250.5	2:05.398 (1)	159.13		10:39:27.971
11 - D2	24.924	29.406	37.975	33.309	250.5	2:05.614 (2)	158.85	0.216	10:41:33.586
12 - D2	25.078	30.590	38.955	33.625	250.0	2:08.249	155.59	2.851	10:43:41.835
13 - D2	24.923	29.769	38.513	IN PIT	250.0	2:12.646	150.43	7.248	10:45:54.482
14 - D1	OUTLAP	35.133	40.215	34.557		5:12.847	63.78	3:07.449	10:51:07.329
15 - D1	25.732	31.154	39.393	33.949	250.0	2:10.229	153.22	4.831	10:53:17.558
16 - D1	25.559	30.494	39.821	34.549	250.0	2:10.423	153.00	5.025	10:55:27.982
17 - D1	25.931	30.294	38.807	33.925	234.7	2:08.958	154.73	3.560	10:57:36.940
18 - D1	25.333	30.166	38.814	33.960		2:08.273	155.56	2.875	10:59:45.214
19 - D1	25.225	30.163	38.731	33.701	251.1	2:07.821	156.11	2.423	11:01:53.035
20 - D1	25.149	30.835	38.911	33.989	251.7	2:08.885	154.82	3.487	11:04:01.920
21 - D1	25.265	30.017	38.583	33.696	248.8	2:07.561	156.43	2.163	11:06:09.482
22 - D1	25.203	33.706	42.688	IN PIT	252.3	2:25.539	137.10	20.141	11:08:35.022

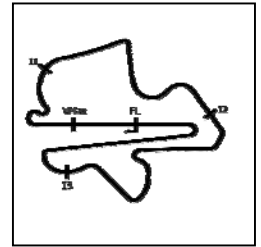
P3		5 PRO		FFF Racing Team		Lamborghini Huracan ST			
IDEAL LAP TIME : 2:05.454		BEST LAP TIME : 2:05.589		DIFFERENCE : 0.135					
D1: Jack BARTHOLOMEW		D2: Armaan EBRAHIM							
LAP	SECTOR 1	SECTOR 2	SECTOR 3	SECTOR 4	SPEED TRAP	LAP TIME	KPH	DIFF	TIME OF DAY
1 - D1	OUTLAP	34.901	41.502	35.255					10:17:25.357
2 - D1	25.584	30.083	38.117	33.941	247.7	2:07.725	156.23	2.135	10:19:33.083
3 - D1	25.225	29.744	38.230	33.763	247.1	2:06.963	157.16	1.373	10:21:40.046
4 - D1	25.219	29.732	38.037	33.595	246.5	2:06.584	157.64	0.994	10:23:46.630
5 - D1	25.054	29.846	39.445	IN PIT	246.5	2:12.857	150.19	7.267	10:25:59.488
6 - D1	OUTLAP	32.228	40.934	37.321		6:46.291	49.11	4:40.701	10:32:45.779
7 - D1	24.839	29.540	37.683	33.527	248.2	2:05.589 (1)	158.88		10:34:51.368
8 - D1	24.876	29.495	37.593	48.735	246.5	2:20.699	141.82	15.110	10:37:12.068

Weather / Track : Cloudy / Dry

Sepang International Circuit
Circuit Length = 5.543 km
Start: 10:15 Flag 11:15 End: 11:15

Lamborghini Super Trofeo Asia 2017

FREE PRACTICE - SECTOR ANALYSIS



SECTOR 1 = FL to I1, SECTOR 2 = I1 to I2 SECTOR 3 = I2 to I3, SECTOR 4 = I3 to FL, DIFF = Difference To Personal Best Lap, P = Crossed Finish Line in Pit Lane, D = Time Disallowed

9 - D1	30.538	33.127	43.494	34.023	154.0	2:21.183	141.33	15.593	10:39:33.251
10 - D1	24.934	29.958	38.483	33.629	250.0	2:07.004	157.11	1.415	10:41:40.256
11 - D1	24.911	30.039	38.461	34.094	248.2	2:07.505	156.50	1.916	10:43:47.762
12 - D1	25.140	29.965	38.080	33.583	249.4	2:06.769	157.41	1.179	10:45:54.531
13 - D1	26.164	31.909	40.787	IN PIT	246.5	2:17.760	P 144.85	12.171	10:48:12.292
14 - D2	OUTLAP	30.834	39.491	34.518		5:03.399	65.77	2:57.809	10:53:15.691
15 - D2	25.144	30.007	37.856	33.744	248.2	2:06.752	157.43	1.163	10:55:22.443
16 - D2	25.013	29.849	37.816	33.546	248.2	2:06.224	(2) 158.09	0.634	10:57:28.668
17 - D2	25.020	29.840	37.867	33.584	246.5	2:06.312	(3) 157.97	0.723	10:59:34.980
18 - D2	25.056	30.901	39.942	IN PIT	249.4	2:13.543	P 149.42	7.953	11:01:48.524
19 - D2	OUTLAP	32.382	40.111	34.586		4:13.606	78.68	2:08.016	11:06:02.130
20 - D2	25.062	36.630	43.422	IN PIT	246.5	2:27.015	P 135.73	21.426	11:08:29.146

P4 37 Pro/An GDL Racing Team

Lamborghini Huracan ST

IDEAL LAP TIME : 2:05.845 BEST LAP TIME : 2:05.845 DIFFERENCE : 0.000
 D1: Rik BREUKERS D2: Nigel FARMER

LAP	SECTOR 1	SECTOR 2	SECTOR 3	SECTOR 4	SPEED TRAP	LAP TIME	KPH	DIFF	TIME OF DAY
1 - D2	OUTLAP	34.896	42.020	34.777					10:17:26.344
2 - D2	26.550	31.038	43.444	33.693	237.3	2:14.725	148.11	8.880	10:19:41.069
3 - D2	25.602	30.325	39.093	33.821	247.1	2:08.841	154.87	2.996	10:21:49.910
4 - D2	25.726	30.325	38.807	34.089	247.1	2:08.947	154.75	3.102	10:23:58.857
5 - D2	25.587	30.479	39.122	34.129	247.1	2:09.317	154.30	3.472	10:26:08.174
6 - D2	25.783	30.188	38.735	34.133	245.4	2:08.839	154.88	2.994	10:28:17.013
7 - D2	25.852	30.430	39.199	33.973	244.8	2:09.454	154.14	3.609	10:30:26.467
8 - D2	25.613	30.202	38.769	IN PIT	246.5	2:12.034	P 151.13	6.189	10:32:38.501
9 - D2	OUTLAP	30.627	39.596	36.192		3:19.631	99.95	1:13.786	10:35:58.132
10 - D2	25.824	30.915	40.256	34.206	247.1	2:11.201	152.09	5.356	10:38:09.334
11 - D2	25.581	30.551	39.136	34.157	247.7	2:09.425	154.17	3.580	10:40:18.759
12 - D2	25.839	30.722	39.521	34.105	244.3	2:10.187	153.27	4.342	10:42:28.947
13 - D2	25.448	30.437	38.925	34.104	245.4	2:08.914	154.79	3.069	10:44:37.861
14 - D2	25.513	31.044	39.577	34.060	244.8	2:10.194	153.26	4.349	10:46:48.055
15 - D2	25.490	30.630	39.670	34.074	246.0	2:09.864	153.65	4.019	10:48:57.919
16 - D2	25.514	31.062	39.721	IN PIT	247.1	2:14.559	P 148.29	8.714	10:51:12.479
17 - D2	OUTLAP	30.797	38.730	35.589		4:21.841	76.20	2:15.996	10:55:34.320
18 - D2	24.816	29.926	37.702	33.401	247.1	2:05.845 (1)	158.56		10:57:40.165
19 - D2	25.122	30.477	38.116	34.109	248.2	2:07.824	(3) 156.11	1.979	10:59:47.989
20 - D2	26.199	30.667	37.773	33.775	247.7	2:08.414	155.39	2.569	11:01:56.403
21 - D2	24.980	32.858	39.146	33.762	249.4	2:10.746	152.62	4.901	11:04:07.149
22 - D2	25.040	29.935	37.923	33.861	247.1	2:06.759	(2) 157.42	0.914	11:06:13.908
23 - D2	25.295	34.550	40.146	IN PIT	247.1	2:22.854	P 139.68	17.009	11:08:36.762

P5 6 PRO X-One Racing Team

Lamborghini Huracan ST

IDEAL LAP TIME : 2:05.902 BEST LAP TIME : 2:05.985 DIFFERENCE : 0.082
 D1: Antonio D'AMICO D2: Nicolas COSTA

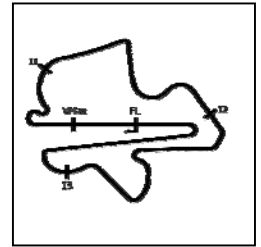
LAP	SECTOR 1	SECTOR 2	SECTOR 3	SECTOR 4	SPEED TRAP	LAP TIME	KPH	DIFF	TIME OF DAY
1 - D2	OUTLAP	42.354	48.375	40.304					10:19:58.645
2 - D2	30.238	34.713	43.445	37.537	173.9	2:25.933	136.73	19.947	10:22:24.578
3 - D2	28.143	34.472	41.487	36.586	188.4	2:20.688	141.83	14.702	10:24:45.266
4 - D2	34.383	34.823	46.494	37.742	140.4	2:33.442	130.04	27.457	10:27:18.709
5 - D2	25.085	29.658	37.811	33.431	248.8	2:05.985 (1)	158.38		10:29:24.694
6 - D2	29.565	32.673	40.727	IN PIT	172.8	2:19.379	P 143.16	13.394	10:31:44.074
7 - D1	OUTLAP	34.037	40.802	35.141		3:38.712	91.23	1:32.726	10:35:22.786
8 - D1	25.208	1:08.210	45.000	46.915	252.3	3:05.333	107.66	59.347	10:38:28.119
9 - D1	25.197	30.085	38.102	33.792	252.3	2:07.176	156.90	1.190	10:40:35.295
10 - D1	25.087	30.201	38.359	34.232	251.7	2:07.879	156.04	1.893	10:42:43.174
11 - D1	26.975	38.814	52.452	37.181	246.5	2:35.422	128.39	29.436	10:45:18.596
12 - D1	25.245	30.469	38.218	33.641	250.5	2:07.573	156.41	1.587	10:47:26.169
13 - D1	25.177	30.087	38.451	IN PIT	251.7	2:11.851	P 151.34	5.865	10:49:38.020
14 - D2	OUTLAP	33.128	40.683	34.967		4:22.637	75.97	2:16.651	10:54:00.657
15 - D2	25.018	29.791	37.959	33.429	251.1	2:06.197	(3) 158.12	0.212	10:56:06.854
16 - D2	25.066	29.808	39.479	40.081	251.1	2:14.434	148.43	8.448	10:58:21.289
17 - D2	25.071	29.815	37.804	33.517	250.5	2:06.147	(2) 158.18	0.161	11:00:27.436
18 - D2	25.077	30.431	38.083	IN PIT	251.1	2:08.998	P 154.69	3.012	11:02:36.434

Weather / Track : Cloudy / Dry

Sepang International Circuit
 Circuit Length = 5.543 km
 Start: 10:15 Flag 11:15 End: 11:15

Lamborghini Super Trofeo Asia 2017

FREE PRACTICE - SECTOR ANALYSIS



SECTOR 1 = FL to I1, SECTOR 2 = I1 to I2 SECTOR 3 = I2 to I3, SECTOR 4 = I3 to FL, DIFF = Difference To Personal Best Lap, P = Crossed Finish Line in Pit Lane, D = Time Disallowed

P6		3 PRO Lazarus		Lamborghini Huracan ST					
IDEAL LAP TIME : 2:06.008		BEST LAP TIME : 2:06.239		DIFFERENCE : 0.231					
D1: Artur JANOSZ		D2: Meindert VAN BUUREN							
LAP	SECTOR 1	SECTOR 2	SECTOR 3	SECTOR 4	SPEED TRAP	LAP TIME	KPH	DIFF	TIME OF DAY
1 - D1	OUTLAP	33.705	44.632	37.179					10:18:53.382
2 - D1	27.878	35.467	39.227	33.984	247.1	2:16.556	146.12	10.317	10:21:09.938
3 - D1	25.008	29.743	37.845	33.643	247.1	2:06.239 (1)	158.07		10:23:16.177
4 - D1	27.540	34.866	38.602	33.605	234.7	2:14.613	148.23	8.374	10:25:30.790
5 - D1	25.005	29.658	39.226	IN PIT	247.1	2:14.825	P 148.00	8.586	10:27:45.615
6 - D2	OUTLAP	30.183	39.415	42.407		6:07.102	54.35	4:00.863	10:33:52.717
7 - D2	28.159	34.494	42.936	34.919	248.2	2:20.508	142.01	14.269	10:36:13.225
8 - D2	25.177	29.730	37.860	34.506	247.1	2:07.273	156.78	1.034	10:38:20.498
9 - D2	25.271	29.934	38.754	34.472	246.0	2:08.431	155.37	2.192	10:40:28.929
10 - D2	25.271	30.271		IN PIT	245.4	2:16.088	P 146.63	9.849	10:42:45.017
11 - D2	OUTLAP	30.167	38.296	34.038		5:34.032	59.73	3:27.793	10:48:19.049
12 - D2	25.207	29.703	38.290	36.178	246.5	2:09.378	154.23	3.139	10:50:28.427
13 - D2	25.308	29.908	38.096	33.684	249.4	2:06.996	157.12	0.757	10:52:35.423
14 - D2	25.191	29.687	38.016	33.507	246.5	2:06.401	(2) 157.86	0.162	10:54:41.824
15 - D2	25.138	29.960	37.838	34.036	245.4	2:06.972	(3) 157.15	0.733	10:56:48.796
16 - D2	26.189	30.956	39.199	IN PIT	247.1	2:12.718	P 150.35	6.479	10:59:01.514
17 - D1	OUTLAP	35.537	39.444	33.847		4:45.925	69.79	2:39.686	11:03:47.439
18 - D1	26.357	30.534	38.435	33.592	246.5	2:08.918	154.78	2.679	11:05:56.357
19 - D1	25.532	30.610	38.250	IN PIT	247.1	2:17.755	P 144.85	11.516	11:08:14.112

P7		2 PRO Leipart		Lamborghini Huracan ST					
IDEAL LAP TIME : 2:06.486		BEST LAP TIME : 2:06.700		DIFFERENCE : 0.213					
D1: Ben GERSEKOWSKI		D2: Rory COLLINGBOURNE							
LAP	SECTOR 1	SECTOR 2	SECTOR 3	SECTOR 4	SPEED TRAP	LAP TIME	KPH	DIFF	TIME OF DAY
1 - D1	OUTLAP	44.256	49.431	39.936					10:18:26.866
2 - D1	30.874	33.850	43.021	36.343	178.8	2:24.089	138.48	17.388	10:20:50.955
3 - D1	29.552	35.513	46.909	IN PIT	196.7	2:36.779	P 127.27	30.078	10:23:27.735
4 - D1	OUTLAP	37.605	46.219	38.813		5:38.545	58.94	3:31.844	10:29:06.280
5 - D1	25.990	30.411	38.624	34.188	246.5	2:09.214	154.43	2.513	10:31:15.494
6 - D1	25.514	30.309	38.528	34.007	247.1	2:08.359	155.46	1.658	10:33:23.853
7 - D1	25.586	29.984	38.267	34.401	246.5	2:08.239	155.60	1.538	10:35:32.092
8 - D1	25.740	30.104	38.939	34.473	246.5	2:09.256	154.38	2.556	10:37:41.349
9 - D1	25.450	30.043	38.657	34.316	247.1	2:08.466	155.33	1.766	10:39:49.816
10 - D1	25.576	30.051	39.887	IN PIT	246.5	2:13.056	P 149.97	6.356	10:42:02.873
11 - D1	OUTLAP	30.549	38.712	34.204		4:16.836	77.69	2:10.135	10:46:19.709
12 - D1	25.299	30.078	38.182	33.888	246.5	2:07.448	156.57	0.747	10:48:27.157
13 - D1	25.302	30.091	37.927	33.688	247.7	2:07.009	(3) 157.11	0.308	10:50:34.166
14 - D1	25.260	30.688	40.998	35.169	247.7	2:12.115	151.04	5.414	10:52:46.282
15 - D1	25.255	30.137	40.321	34.601	247.1	2:10.314	153.12	3.614	10:54:56.596
16 - D1	25.324	29.825	38.889	33.985	247.1	2:08.023	155.86	1.323	10:57:04.620
17 - D1	25.225	29.952	37.903	33.922	247.7	2:07.003	(2) 157.12	0.302	10:59:11.623
18 - D1	25.235	29.962	37.848	33.655	247.7	2:06.700 (1)	157.49		11:01:18.324
19 - D1	25.340	30.440	40.185	34.927	247.7	2:10.893	152.45	4.192	11:03:29.217
20 - D1	25.158	30.186	38.091	33.665	247.7	2:07.101	156.99	0.400	11:05:36.318
21 - D1	25.302	31.699	41.056	IN PIT	247.1	2:16.406	P 146.28	9.705	11:07:52.725
22 - D1	OUTLAP	40.193	48.777	IN PIT		5:36.160	P 59.36	3:29.459	11:13:28.885

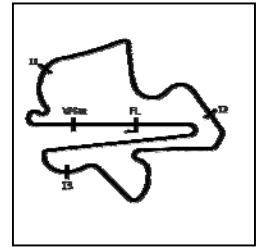
P8		33 Pro/An Leipart		Lamborghini Huracan ST					
IDEAL LAP TIME : 2:06.064		BEST LAP TIME : 2:06.846		DIFFERENCE : 0.782					
D1: Mikko ESKELINEN		D2: Maxx EBENAL							
LAP	SECTOR 1	SECTOR 2	SECTOR 3	SECTOR 4	SPEED TRAP	LAP TIME	KPH	DIFF	TIME OF DAY
1 - D1	OUTLAP	41.761	45.782	35.084					10:17:48.384
2 - D1	25.833	30.296	38.806	34.075	244.8	2:09.010	154.67	2.164	10:19:57.395
3 - D1	25.329	30.310	38.596	33.846	246.0	2:08.081	155.79	1.235	10:22:05.476
4 - D1	25.424	30.219	38.544	33.629	245.4	2:07.817	156.11	0.970	10:24:13.293
5 - D1	25.551	30.155	38.733	33.665	246.0	2:08.104	155.76	1.258	10:26:21.398
6 - D1	25.521	33.544	51.937	40.109	247.7	2:31.112	132.05	24.266	10:28:52.510

Weather / Track : Cloudy / Dry

Sepang International Circuit
Circuit Length = 5.543 km
Start: 10:15 Flag 11:15 End: 11:15

Lamborghini Super Trofeo Asia 2017

FREE PRACTICE - SECTOR ANALYSIS



SECTOR 1 = FL to I1, SECTOR 2 = I1 to I2 SECTOR 3 = I2 to I3, SECTOR 4 = I3 to FL, DIFF = Difference To Personal Best Lap, P = Crossed Finish Line in Pit Lane, D = Time Disallowed

LAP	SECTOR 1	SECTOR 2	SECTOR 3	SECTOR 4	SPEED TRAP	LAP TIME	KPH	DIFF	TIME OF DAY	
7 - D1	25.331	30.480	38.705	IN PIT	246.5	2:10.620	P	152.76	3.773	10:31:03.131
8 - D1	OUTLAP	30.866	39.023	33.944		5:39.108		58.84	3:32.261	10:36:42.239
9 - D1	25.133	29.729	37.657	34.336	248.2	2:06.855	(2)	157.30	0.009	10:38:49.094
10 - D1	25.286	29.838	38.193	33.988	246.5	2:07.305		156.74	0.459	10:40:56.400
11 - D1	25.050	29.769	38.224	33.865	247.1	2:06.908	(3)	157.23	0.062	10:43:03.309
12 - D1	25.111	29.913	38.731	33.920	248.8	2:07.676		156.29	0.830	10:45:10.985
13 - D1	25.198	30.425	38.721	34.125	247.7	2:08.470		155.32	1.623	10:47:19.455
14 - D1	25.125	30.168	38.259	IN PIT	247.7	2:11.179	P	152.11	4.333	10:49:30.635
15 - D1	OUTLAP	30.446	38.290	33.904		4:01.666		82.57	1:54.820	10:53:32.301
16 - D1	25.346	29.870	37.952	33.677	248.2	2:06.846	(1)	157.31		10:55:39.147
17 - D1	25.048	30.042	38.611	34.320	248.8	2:08.021		155.87	1.175	10:57:47.169
18 - D1	25.149	30.110	38.261	33.704	247.7	2:07.224		156.84	0.378	10:59:54.393
19 - D1	25.104	30.504	38.269	IN PIT	248.8	2:10.954	P	152.37	4.108	11:02:05.348
20 - D1	OUTLAP	35.886	40.269	34.454		4:27.160		74.69	2:20.313	11:06:32.508
21 - D1	30.173	41.711	42.211	IN PIT	232.7	2:34.018	P	129.56	27.172	11:09:06.527

P9 69 AM X-One Racing Team

Lamborghini Huracan ST

IDEAL LAP TIME : 2:06.705 BEST LAP TIME : 2:06.991
D1: Vincent WONG D2: Andrew HARYANTO

DIFFERENCE : 0.286

LAP	SECTOR 1	SECTOR 2	SECTOR 3	SECTOR 4	SPEED TRAP	LAP TIME	KPH	DIFF	TIME OF DAY	
1 - D2	OUTLAP	33.615	38.836	38.994					10:17:36.716	
2 - D2	25.242	30.139	38.274	33.551	247.1	2:07.207	(2)	0.215	10:19:43.923	
3 - D2	24.989	30.158	38.349	33.495	248.2	2:06.991	(1)	157.13	10:21:50.915	
4 - D2	25.522	31.022	42.845	36.558	250.0	2:15.947		8.956	10:24:06.863	
5 - D2	25.159	30.210	38.257	33.687	248.2	2:07.314	(3)	0.322	10:26:14.177	
6 - D2	25.556	31.193	39.220	IN PIT	248.8	2:13.013	P	6.022	10:28:27.191	
7 - D2	OUTLAP	31.436	39.233	34.124		3:47.862		87.57	1:40.871	10:32:15.053
8 - D2	25.314	30.190	38.369	34.001	248.2	2:07.874		156.04	0.882	10:34:22.928
9 - D2	25.285	30.082	38.361	33.819	248.2	2:07.547		156.44	0.556	10:36:30.476
10 - D2	51.499	30.776	38.967	34.022	250.0	2:35.265		128.52	28.273	10:39:05.741
11 - D2	25.695	30.732	39.000	34.452	247.7	2:09.879		153.64	2.888	10:41:15.621
12 - D2	25.484	30.019	38.622	34.559	247.1	2:08.684		155.06	1.693	10:43:24.306
13 - D2	25.684	29.989	38.401	33.726	248.2	2:07.800		156.13	0.809	10:45:32.107
14 - D2	25.274	30.016	38.356	33.921	248.8	2:07.567		156.42	0.576	10:47:39.674
15 - D2	25.366	30.098	38.703	34.208	249.4	2:08.375		155.44	1.383	10:49:48.050
16 - D2	25.948	32.384	41.374	35.737	248.2	2:15.443		147.32	8.451	10:52:03.494
17 - D2	36.693	32.106	40.751	35.249	247.7	2:24.799		137.80	17.808	10:54:28.293
18 - D2	25.749	30.326	39.607	33.877	248.2	2:09.559		154.02	2.567	10:56:37.853
19 - D2	25.514	29.964	38.271	35.863	248.2	2:09.612		153.95	2.621	10:58:47.466
20 - D2	25.769	32.147	40.770	IN PIT	242.6	2:17.536	P	145.08	10.544	11:01:05.002
21 - D2	OUTLAP	32.309	39.507	34.553		4:23.195		75.81	2:16.203	11:05:28.197
22 - D2	26.280	33.687	40.247	IN PIT	247.7	2:18.997	P	143.56	12.006	11:07:47.195

P10 57 AM P.S.C

Lamborghini Huracan ST

IDEAL LAP TIME : 2:06.925 BEST LAP TIME : 2:07.122
D1: Sarun SEREETHORAKI D2: Saravut SEREETHORANA

DIFFERENCE : 0.197

LAP	SECTOR 1	SECTOR 2	SECTOR 3	SECTOR 4	SPEED TRAP	LAP TIME	KPH	DIFF	TIME OF DAY	
1 - D2	OUTLAP	34.183	40.190	39.699					10:20:16.572	
2 - D2	27.053	33.908	39.754	33.556	206.8	2:14.271		148.61	7.149	10:22:30.843
3 - D2	25.578	30.339	38.483	33.684	247.1	2:08.084	(2)	0.962	10:24:38.927	
4 - D2	25.094	30.067	38.208	33.753	247.1	2:07.122	(1)	156.97	10:26:46.049	
5 - D2	25.448	30.822	39.033	IN PIT	247.1	2:13.293	P	149.70	6.171	10:28:59.342
6 - D2	OUTLAP	36.471	44.183	IN PIT		5:05.522	P	65.31	2:58.400	10:34:04.864
7 - D2	OUTLAP	34.281	43.068	40.564		4:11.107		79.46	2:03.985	10:38:15.971
8 - D2	26.506	31.273	40.441	35.926	246.0	2:14.146		148.75	7.024	10:40:30.117
9 - D2	26.001	30.958	40.019	34.667	247.7	2:11.645		151.58	4.523	10:42:41.763
10 - D2	26.066	34.644	47.545	IN PIT	247.1	2:31.309	P	131.88	24.187	10:45:13.072
11 - D2	OUTLAP	32.697	40.852	45.127		8:49.363		37.69	6:42.241	10:54:02.435
12 - D2	26.024	31.084	1:03.520	38.280	246.0	2:38.908		125.57	31.786	10:56:41.344
13 - D2	25.970	31.195	39.741	34.237	246.5	2:11.143	(3)	152.16	4.021	10:58:52.487
14 - D2	26.006	34.660	45.784	36.456	247.7	2:22.906		139.63	15.784	11:01:15.393
15 - D2	25.970	36.561	46.461	IN PIT	246.5	2:31.276	P	131.90	24.154	11:03:46.669
16 - D2	OUTLAP	34.120	40.239	IN PIT		5:42.544	P	58.25	3:35.422	11:09:29.213

Weather / Track : Cloudy / Dry

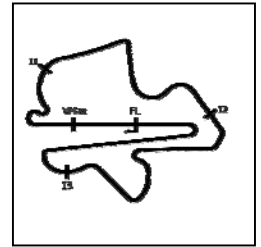
Sepang International Circuit

Circuit Length = 5.543 km

Start: 10:15 Flag 11:15 End: 11:15

Lamborghini Super Trofeo Asia 2017

FREE PRACTICE - SECTOR ANALYSIS



SECTOR 1 = FL to I1, SECTOR 2 = I1 to I2 SECTOR 3 = I2 to I3, SECTOR 4 = I3 to FL, DIFF = Difference To Personal Best Lap, P = Crossed Finish Line in Pit Lane, D = Time Disallowed

P11 66 AM Top Speed Racing Team				Lamborghini Huracan ST					
IDEAL LAP TIME : 2:08.504		BEST LAP TIME : 2:09.092		DIFFERENCE : 0.588					
D1: George CHOU		D2: Samson CHAN							
LAP	SECTOR 1	SECTOR 2	SECTOR 3	SECTOR 4	SPEED TRAP	LAP TIME	KPH	DIFF	TIME OF DAY
1 - D1	OUTLAP	34.680	49.268	40.702					10:18:30.794
2 - D1	26.168	31.122	40.300	34.974	246.0	2:12.564	150.52	3.472	10:20:43.358
3 - D1	25.323	31.263	39.637	34.291	247.7	2:10.514	152.89	1.422	10:22:53.872
4 - D1	25.185	30.371	39.204	34.564	248.2	2:09.324 (2)	154.30	0.232	10:25:03.196
5 - D1	25.742	30.777	39.446	34.153	247.7	2:10.118	153.35	1.026	10:27:13.314
6 - D1	25.510	30.578	39.668	34.246	246.0	2:10.002	153.49	0.910	10:29:23.316
7 - D1	25.579	30.668	40.433	34.303	248.2	2:10.983	152.34	1.891	10:31:34.299
8 - D1	25.614	30.667	39.449	34.108	249.4	2:09.838	153.68	0.746	10:33:44.137
9 - D1	25.600	30.358	38.925	34.209	248.8	2:09.092 (1)	154.57		10:35:53.229
10 - D1	25.559	30.816	39.527	34.275	248.2	2:10.177	153.28	1.085	10:38:03.406
11 - D1	25.499	30.334	39.259	34.285	250.0	2:09.377 (3)	154.23	0.285	10:40:12.783
12 - D1	25.564	30.740	43.659	IN PIT	248.8	2:18.690 P	143.88	9.598	10:42:31.473
13 - D2	OUTLAP	31.667	39.464	34.060		4:09.936	79.83	2:00.844	10:46:41.409
14 - D2	26.201	31.074	39.437	34.120	248.8	2:10.832	152.52	1.740	10:48:52.241
15 - D2	26.001	32.232	39.656	34.273	248.2	2:12.162	150.98	3.070	10:51:04.403
16 - D2	25.731	31.256	39.531	35.749	249.4	2:12.267	150.86	3.175	10:53:16.670
17 - D2	25.832	30.643	40.082	34.393	247.7	2:10.950	152.36	1.858	10:55:27.620
18 - D2	30.074	35.360	43.956	IN PIT	236.8	2:30.590 P	132.51	21.498	10:57:58.210
19 - D2	OUTLAP	35.281	41.647	34.785		4:26.121	74.98	2:17.029	11:02:24.331
20 - D2	25.831	31.021	39.770	34.212	248.2	2:10.834	152.51	1.742	11:04:35.166
21 - D2	25.617	31.346	39.578	34.845	247.7	2:11.386	151.87	2.294	11:06:46.552
22 - D2	32.897	39.540	44.230	IN PIT	211.7	2:38.444 P	125.94	29.352	11:09:24.996

P12 88 LC Petri Corse				Lamborghini Huracan ST					
IDEAL LAP TIME : 2:11.143		BEST LAP TIME : 2:11.521		DIFFERENCE : 0.378					
D1: Gabriele MURRONI									
LAP	SECTOR 1	SECTOR 2	SECTOR 3	SECTOR 4	SPEED TRAP	LAP TIME	KPH	DIFF	TIME OF DAY
1 - D1	OUTLAP	48.530	54.581	41.801					10:18:34.212
2 - D1	28.555	34.088	43.301	35.874	238.9	2:21.818	140.70	10.297	10:20:56.030
3 - D1	26.780	32.118	44.352	36.417	242.6	2:19.667	142.87	8.146	10:23:15.697
4 - D1	26.230	31.170	39.625	34.496	245.4	2:11.521 (1)	151.72		10:25:27.218
5 - D1	26.368	30.792	40.111	36.031	244.8	2:13.302 (2)	149.69	1.781	10:27:40.520
6 - D1	26.431	31.347	45.812	IN PIT	246.5	2:33.107 P	130.33	21.586	10:30:13.627
7 - D1	OUTLAP	35.809	43.198	38.245		8:08.961	40.81	5:57.440	10:38:22.588
8 - D1	26.626	40.892	50.033	IN PIT	241.6	2:46.780 P	119.64	35.259	10:41:09.368
9 - D1	OUTLAP	35.607	43.741	36.622		5:31.176	60.25	3:19.655	10:46:40.544
10 - D1	29.478	32.136	42.032	36.213	237.3	2:19.859	142.67	8.338	10:49:00.403
11 - D1	26.534	31.987	41.636	35.040	244.8	2:15.197 (3)	147.59	3.676	10:51:15.600
12 - D1	32.192	36.252	50.282	IN PIT	186.2	2:47.250 P	119.31	35.729	10:54:02.850

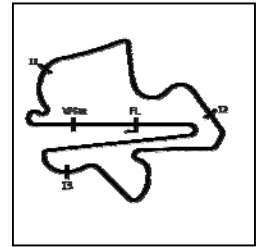
P13 77 LC Siam Gas Racing Kong				Lamborghini Huracan ST					
IDEAL LAP TIME : 2:12.851		BEST LAP TIME : 2:13.184		DIFFERENCE : 0.332					
D1: Supachai WEERABORWO									
LAP	SECTOR 1	SECTOR 2	SECTOR 3	SECTOR 4	SPEED TRAP	LAP TIME	KPH	DIFF	TIME OF DAY
1 - D1	OUTLAP	38.278	45.890	37.375					10:18:44.880
2 - D1	27.341	32.695	41.761	35.249		2:17.047	145.60	3.862	10:21:01.927
3 - D1	26.298	32.130	42.937	35.497		2:16.863	145.80	3.678	10:23:18.790
4 - D1	26.333	32.407	42.632	36.517		2:17.889	144.71	4.705	10:25:36.680
5 - D1	26.442	31.906	42.665	36.045		2:17.058	145.59	3.873	10:27:53.738
6 - D1	26.292	31.947	41.409	35.134		2:14.783	148.05	1.599	10:30:08.521
7 - D1	26.022	31.969	40.946	34.869		2:13.806 (2)	149.13	0.622	10:32:22.328
8 - D1	26.182	31.628	40.919	35.327		2:14.057	148.85	0.873	10:34:36.385
9 - D1	26.555	31.613	40.765	34.946		2:13.879 (3)	149.05	0.695	10:36:50.265
10 - D1	26.420	32.000	41.192	IN PIT		2:29.105 P	133.82	15.921	10:39:19.371
11 - D1	OUTLAP	32.541	45.576	36.042		9:56.597	33.44	7:43.412	10:49:15.968
12 - D1	26.160	31.826	41.197	34.771		2:13.955	148.96	0.770	10:51:29.923
13 - D1	26.231	31.544	41.956	34.908		2:14.639	148.20	1.455	10:53:44.563

Weather / Track : Cloudy / Dry

Sepang International Circuit
Circuit Length = 5.543 km
Start: 10:15 Flag 11:15 End: 11:15

Lamborghini Super Trofeo Asia 2017

FREE PRACTICE - SECTOR ANALYSIS



SECTOR 1 = FL to I1, SECTOR 2 = I1 to I2 SECTOR 3 = I2 to I3, SECTOR 4 = I3 to FL, DIFF = Difference To Personal Best Lap, P = Crossed Finish Line in Pit Lane, D = Time Disallowed

14 - D1	26.385	31.895	40.858	35.892		2:15.030	147.77	1.846	10:55:59.594
15 - D1	26.213	31.382	40.676	34.913		2:13.184 (1)	149.82		10:58:12.778
16 - D1	26.333	33.088	44.595	IN PIT		2:32.475	P 130.87	19.291	11:00:45.254
17 - D1	OUTLAP	38.192	46.378	IN PIT		6:26.761	P 51.59	4:13.576	11:07:12.015

P14 89 LC Tedco Racing		Lamborghini Huracan ST							
IDEAL LAP TIME : 2:12.996		BEST LAP TIME : 2:13.701		DIFFERENCE : 0.704					
D1: Bill NG									
LAP	SECTOR 1	SECTOR 2	SECTOR 3	SECTOR 4	SPEED TRAP	LAP TIME	KPH	DIFF	TIME OF DAY
1 - D1	OUTLAP	41.619	49.797	43.506					10:20:10.812
2 - D1	30.098	35.931	43.532	36.314		2:25.875	136.79	12.174	10:22:36.687
3 - D1	26.786	33.117	40.090	35.339		2:15.333	147.44	1.632	10:24:52.020
4 - D1	26.737	31.666	40.197	35.101		2:13.701 (1)	149.24		10:27:05.722
5 - D1	26.466	31.996	40.939	35.272		2:14.674	148.17	0.973	10:29:20.396
6 - D1	26.264	31.943	40.684	35.485		2:14.376	(2) 148.49	0.675	10:31:34.773
7 - D1	26.943	32.263	40.833	35.702		2:15.742	147.00	2.041	10:33:50.515
8 - D1	26.284	31.669	41.252	35.253		2:14.458	(3) 148.40	0.757	10:36:04.974
9 - D1	26.386	32.347	41.234	IN PIT		2:23.633	P 138.92	9.932	10:38:28.608
10 - D1	OUTLAP	33.612	42.712	35.643		6:35.060	50.51	4:21.359	10:45:03.668
11 - D1	26.605	32.681	49.302	36.289		2:24.877	137.73	11.176	10:47:28.546
12 - D1	26.139	32.040	41.418	IN PIT		2:20.934	P 141.58	7.233	10:49:49.481
13 - D1	OUTLAP	35.505	41.860	36.708		10:57.824	30.33	8:44.123	11:00:47.305
14 - D1	26.980	33.426	40.647	35.685		2:16.738	145.93	3.037	11:03:04.044
15 - D1	26.399	35.928	43.530	42.688		2:28.545	134.33	14.844	11:05:32.590
16 - D1	33.246	37.658	44.677	IN PIT	152.7	2:44.457	P 121.33	30.756	11:08:17.048

P15 68 AM Arrows Racing		Lamborghini Huracan ST							
IDEAL LAP TIME : 2:16.424		BEST LAP TIME : 2:17.996		DIFFERENCE : 1.572					
D1: Michael CHOI		D2: Keith CHAN							
LAP	SECTOR 1	SECTOR 2	SECTOR 3	SECTOR 4	SPEED TRAP	LAP TIME	KPH	DIFF	TIME OF DAY
1 - D1	OUTLAP	42.832	57.974	42.402					10:23:29.835
2 - D1	30.624	39.161	48.644	40.691	226.8	2:39.120	125.40	21.124	10:26:08.955
3 - D1	29.913	37.826	46.143	38.558	230.7	2:32.440	130.90	14.444	10:28:41.395
4 - D1	28.868	35.573	47.232	IN PIT	244.8	2:39.399	P 125.18	21.403	10:31:20.794
5 - D1	OUTLAP	37.048	45.165	37.984		9:37.950	34.52	7:19.954	10:40:58.744
6 - D1	27.671	35.212	43.586	36.669	246.0	2:23.138	139.40	5.142	10:43:21.882
7 - D1	29.211	34.094	42.460	36.121	244.3	2:21.886	140.63	3.890	10:45:43.768
8 - D1	27.058	33.500	42.425	35.780	246.0	2:18.763	(3) 143.80	0.767	10:48:02.531
9 - D1	27.116	33.790	41.765	35.818	246.5	2:18.489	(2) 144.08	0.493	10:50:21.020
10 - D1	27.335	33.935	42.935	IN PIT	244.3	2:27.808	P 135.00	9.812	10:52:48.828
11 - D1	OUTLAP	34.912	43.030	35.959		6:41.780	49.66	4:23.784	10:59:30.608
12 - D1	26.653	33.392	42.760	35.191	244.8	2:17.996 (1)	144.60		11:01:48.604
13 - D1	27.602	35.726	42.456	35.706	247.1	2:21.490	141.03	3.494	11:04:10.094
14 - D1	26.448	33.603	41.393	IN PIT	247.7	2:28.451	P 134.42	10.455	11:06:38.545

Weather / Track : Cloudy / Dry

Sepang International Circuit
 Circuit Length = 5.543 km
 Start: 10:15 Flag 11:15 End: 11:15

Lamborghini Super Trofeo Asia 2017

FREE PRACTICE - BEST SPEEDS

POS	NO	NAME	VMAX	KPH
1	15	FFF Racing Team		252.3
2	6	X-One Racing Team		252.3
3	11	Clazzio Racing		251.1
4	5	FFF Racing Team		250.0
5	69	X-One Racing Team		250.0
6	66	Top Speed Racing Team		250.0
7	37	GDL Racing Team		249.4
8	3	Lazarus		249.4
9	33	Leipart		248.8
10	2	Leipart		247.7
11	57	P.S.C		247.7
12	68	Arrows Racing		247.7
13	88	Petri Corse		246.5
14	89	Tedco Racing		152.7
15				

Weather / Track : Cloudy / Dry

Results can be found at www.tsl-timing.com

Sepang International Circuit
Circuit Length = 5.543 km
Start: 10:15 Flag 11:15 End: 11:15

Printed - 11:16 Friday, 07 April 2017

Lamborghini Super Trofeo Asia 2017

FREE PRACTICE - BEST SECTORS

SECTOR 1				SECTOR 2				SECTOR 3				SECTOR 4				IDEAL / BEST COMPARISON		
POS	NO	NAME	TIME	NO	NAME	TIME	NO	NAME	TIME	NO	NAME	TIME	POS	NO	NAME	IDEAL	BEST	DIFF
															PERFECT LAP	2:04.258		
1	11	Clazzio	24.624	11	Clazzio	29.317	11	Clazzio	37.143	15	FFF Rac	33.174	1	11	Clazzio Racing	2:04.283	2:04.451	0.168
2	37	GDL Rac	24.816	15	FFF Rac	29.406	15	FFF Rac	37.591	11	Clazzio	33.199	2	15	FFF Racing Team	2:05.094	2:05.398	0.303
3	5	FFF Rac	24.839	5	FFF Rac	29.495	5	FFF Rac	37.593	37	GDL Rac	33.401	3	5	FFF Racing Team	2:05.454	2:05.589	0.135
4	15	FFF Rac	24.923	6	X-One R	29.658	33	Leipart	37.657	6	X-One R	33.429	4	37	GDL Racing Team	2:05.845	2:05.845	0.000
5	69	X-One R	24.989	3	Lazarus	29.658	37	GDL Rac	37.702	69	X-One R	33.495	5	6	X-One Racing Team	2:05.902	2:05.985	0.082
6	3	Lazarus	25.005	33	Leipart	29.729	6	X-One R	37.804	3	Lazarus	33.507	6	3	Lazarus	2:06.008	2:06.239	0.231
7	6	X-One R	25.011	2	Leipart	29.825	3	Lazarus	37.838	5	FFF Rac	33.527	7	33	Leipart	2:06.064	2:06.846	0.782
8	33	Leipart	25.048	37	GDL Rac	29.926	2	Leipart	37.848	57	P.S.C	33.556	8	2	Leipart	2:06.486	2:06.700	0.213
9	57	P.S.C	25.094	69	X-One R	29.964	57	P.S.C	38.208	33	Leipart	33.629	9	69	X-One Racing Team	2:06.705	2:06.991	0.286
10	2	Leipart	25.158	57	P.S.C	30.067	69	X-One R	38.257	2	Leipart	33.655	10	57	P.S.C	2:06.925	2:07.122	0.197
11	66	Top Spe	25.185	66	Top Spe	30.334	66	Top Spe	38.925	66	Top Spe	34.060	11	66	Top Speed Racing Team	2:08.504	2:09.092	0.588
12	77	Siam Ga	26.022	88	Petri C	30.792	88	Petri C	39.625	88	Petri C	34.496	12	88	Petri Corse	2:11.143	2:11.521	0.378
13	89	Tedco R	26.139	77	Siam Ga	31.382	89	Tedco R	40.090	77	Siam Ga	34.771	13	77	Siam Gas Racing Kong	2:12.851	2:13.184	0.332
14	88	Petri C	26.230	89	Tedco R	31.666	77	Siam Ga	40.676	89	Tedco R	35.101	14	89	Tedco Racing	2:12.996	2:13.701	0.704
15	68	Arrows	26.448	68	Arrows	33.392	68	Arrows	41.393	68	Arrows	35.191	15	68	Arrows Racing	2:16.424	2:17.996	1.572

Weather / Track : Cloudy / Dry

Results can be found at www.tsl-timing.com

Sepang International Circuit
Circuit Length = 5.543 km
Start: 10:15 Flag 11:15 End: 11:15

Printed - 11:16 Friday, 07 April 2017

Lamborghini Super Trofeo Asia 2017

FREE PRACTICE - DRIVER STATISTICS

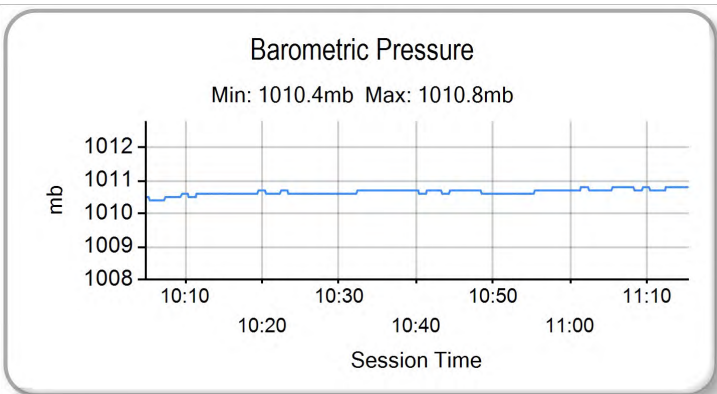
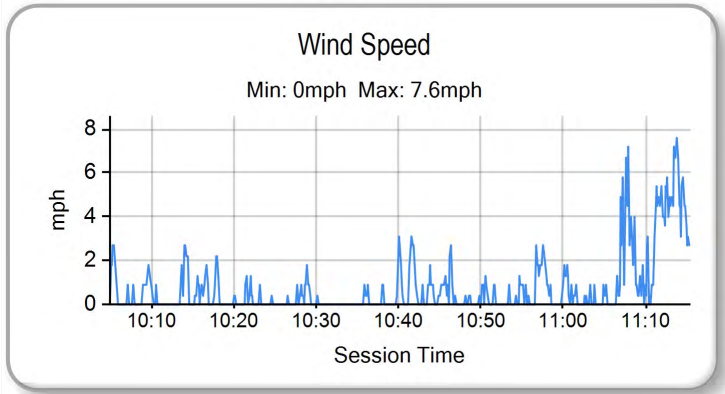
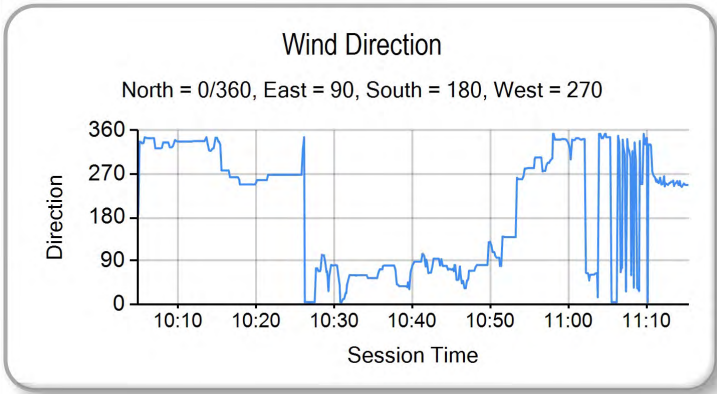
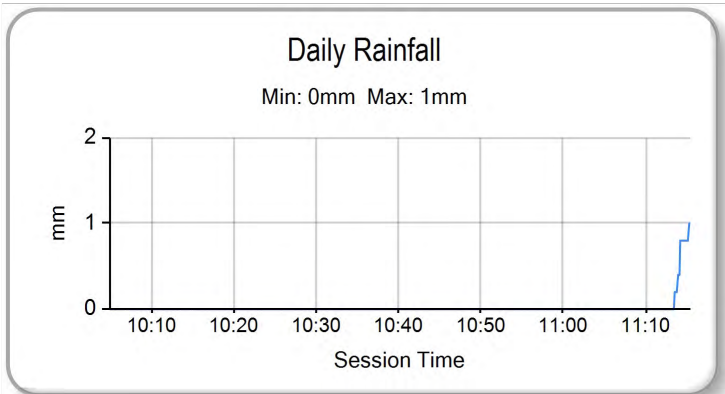
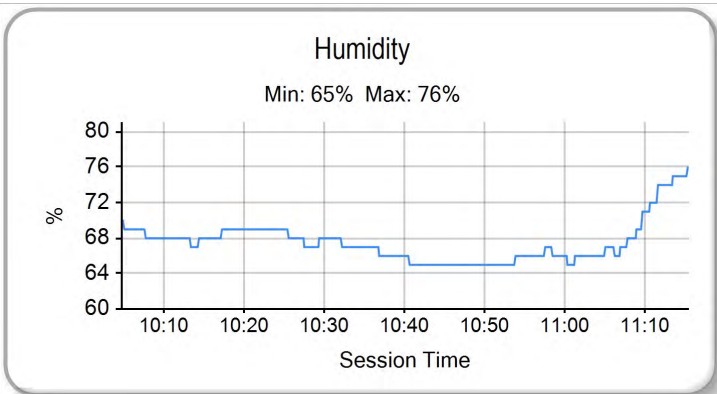
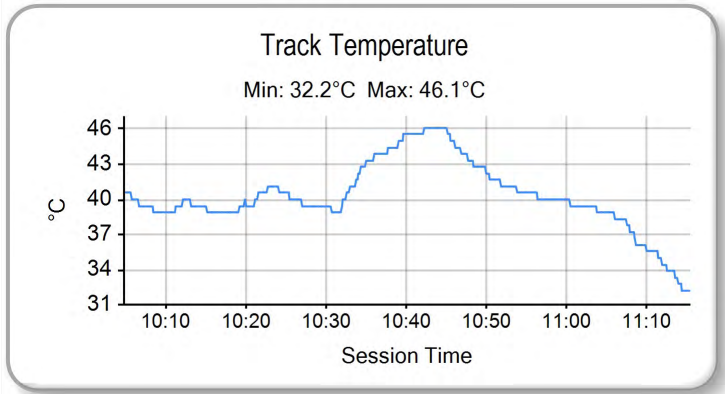
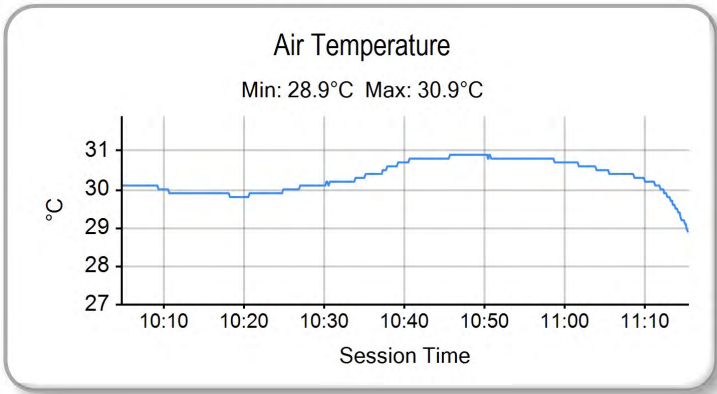
POS	NO	CL	PIC	TEAM / DRIVERS	CAR	LAPS	RACE TIME	%	BEST	ON	KPH
1	11	PRO	1	Clazzio Racing Afiq YAZID (MAS) Cozzolino KEI (JPN)	Lamborghini Huracan ST	18	50:34.970				
						9	19:47.317	39.12	2:04.930	17	159.72
						8	19:37.355	38.79	2:04.451	6	160.34
2	15	PRO	2	FFF Racing Team Carrie SCHREINER (DEU) Richard GODDARD (AUS)	Lamborghini Huracan ST	22	53:28.878				
						9	19:44.779	36.92	2:07.561	21	156.43
						12	27:57.009	52.26	2:05.398	10	159.13
3	5	PRO	3	FFF Racing Team Jack BARTHOLOMEW (GBR) Armaan EBRAHIM (IND)	Lamborghini Huracan ST	20	53:22.094				
						12	28:37.850	53.65	2:05.589	7	158.88
						7	15:21.173	28.77	2:06.224	16	158.09
4	37	Pro/Am	1	GDL Racing Team Rik BREUKERS (NZL) Nigel FARMER (HKG)	Lamborghini Huracan ST	23	53:27.755				
						0	0.000	0.00		0	
						22	50:05.212	93.69	2:05.845	18	158.56
5	6	PRO	4	X-One Racing Team Antonio D'AMICO (ITA) Nicolas COSTA (BRA)	Lamborghini Huracan ST	18	45:21.927				
						7	16:31.941	36.44	2:07.176	9	156.90
						10	25:20.461	55.86	2:05.985	5	158.38
6	3	PRO	5	Lazarus Artur JANOSZ (POL) Meindert VAN BUUREN (NED)	Lamborghini Huracan ST	19	51:42.361				
						7	17:54.061	34.62	2:06.239	3	158.07
						11	23:55.387	46.27	2:06.401	14	157.86
7	2	PRO	6	Leipart Ben GERSEKOWSKI (AUS) Rory COLLINGBOURNE (GBR)	Lamborghini Huracan ST	22	57:44.693				
						21	49:44.654	86.14	2:06.700	18	157.49
						0	0.000	0.00		0	
8	33	Pro/Am	2	Leipart Mikko ESKELINEN (FIN) Maxx EBENAL (CAN)	Lamborghini Huracan ST	21	53:52.266				
						20	46:13.431	85.80	2:06.846	16	157.31
						0	0.000	0.00		0	
9	69	AM	1	X-One Racing Team Vincent WONG (HKG) Andrew HARYANTO (INA)	Lamborghini Huracan ST	22	52:31.516				
						0	0.000	0.00		0	
						21	48:38.575	92.61	2:06.991	3	157.13
10	57	AM	2	P.S.C Sarun SEREETHORANAKUL (THA) Saravut SEREETHORANAKUL (THA)	Lamborghini Huracan ST	16	51:33.606				
						0	0.000	0.00		0	
						15	37:29.286	72.71	2:07.122	4	156.97
11	66	AM	3	Top Speed Racing Team George CHOU (TPE) Samson CHAN (HKG)	Lamborghini Huracan ST	22	53:23.796				
						11	26:30.273	49.64	2:09.092	9	154.57
						10	22:44.238	42.58	2:10.832	14	152.52
12	88	LC	1	Petri Corse Gabriele MURRONI (ITA)	Lamborghini Huracan ST	12	38:25.912				
						11	29:33.923	76.93	2:11.521	4	151.72
13	77	LC	2	Siam Gas Racing Kong Supachai WEERABORWORNONG (THA)	Lamborghini Huracan ST	17	51:02.955				
						16	39:46.048	77.90	2:13.184	15	149.82
14	89	LC	3	Tedco Racing Bill NG (SIN)	Lamborghini Huracan ST	16	50:57.337				
						15	38:04.762	74.73	2:13.701	4	149.24
15	68	AM	4	Arrows Racing Michael CHOI (HKG) Keith CHAN (HKG)	Lamborghini Huracan ST	14	46:03.994				
						13	34:34.865	75.07	2:17.996	12	144.60
						0	0.000	0.00		0	

Weather / Track : Cloudy / Dry

Sepang International Circuit
Circuit Length = 5.543 km
Start: 10:15 Flag 11:15 End: 11:15

Lamborghini Super Trofeo Asia 2017

FREE PRACTICE - WEATHER CONDITIONS



Weather / Track : Cloudy / Dry

Results can be found at www.tsl-timing.com

Sepang International Circuit
 Circuit Length = 5.543 miles
 Start: 10:15 Flag 11:15 End: 11:15

Printed - 11:17 Friday, 07 April 2017



Lamborghini Super Trofeo Asia 2017

QUALIFYING 1 - CLASSIFICATION

POS	NO	CL	PIC	TEAM / DRIVERS	CAR	TIME	ON	LAPS	GAP	DIFF	KPH
1	11	PRO	1	Clazzio Racing Afiz YAZID (MAS) / Cozzolino KEI (JPN)	Lamborghini Huracan ST	2:03.566	2	5			161.49
2	37	Pro/Am	1	GDL Racing Team Rik BREUKERS (NZL) / Nigel FARMER (HKG)	Lamborghini Huracan ST	2:04.338	2	4	0.772	0.772	160.48
3	3	PRO	2	Lazarus Artur JANOSZ (POL) / Meindert VAN BUUREN (NED)	Lamborghini Huracan ST	2:04.721	2	4	1.155	0.383	159.99
4	6	PRO	3	X-One Racing Team Antonio D'AMICO (ITA) / Nicolas COSTA (BRA)	Lamborghini Huracan ST	2:05.170	4	5	1.604	0.449	159.42
5	2	PRO	4	Leipart Ben GERSEKOWSKI (AUS) / Rory COLLINGBOURNE (GBR)	Lamborghini Huracan ST	2:05.514	4	4	1.948	0.344	158.98
6	69	AM	1	X-One Racing Team Vincent WONG (HKG) / Andrew HARYANTO (INA)	Lamborghini Huracan ST	2:05.875	6	7	2.309	0.360	158.52
7	5	PRO	5	FFF Racing Team Jack BARTHOLOMEW (GBR) / Armaan EBRAHIM (IND)	Lamborghini Huracan ST	2:05.911	3	6	2.345	0.035	158.48
8	57	AM	2	P.S.C Sarun SEREETHORANAKUL (THA) / Saravut SEREETHORANAKUL (THA)	Lamborghini Huracan ST	2:06.290	3	4	2.724	0.378	158.00
9	15	PRO	6	FFF Racing Team Carrie SCHREINER (DEU) / Richard GODDARD (AUS)	Lamborghini Huracan ST	2:07.584	6	7	4.018	1.294	156.40
10	33	Pro/Am	2	Leipart Mikko ESKELINEN (FIN) / Maxx EBENAL (CAN)	Lamborghini Huracan ST	2:08.138	6	7	4.572	0.553	155.72
11	66	AM	3	Top Speed Racing Team George CHOU (TPE) / Samson CHAN (HKG)	Lamborghini Huracan ST	2:09.331	3	6	5.765	1.193	154.29
12	98	LC	1	Arrows Racing Michael CHOI (HKG) / Keith CHAN (HKG)	Lamborghini Huracan ST	2:11.292	5	6	7.726	1.960	151.98
13	89	LC	2	Tedco Racing Bill NG (SIN)	Lamborghini Huracan ST	2:11.619	3	5	8.053	0.327	151.61
14	77	LC	3	Siam Gas Racing Kong Supachai WEERABORWORNONG (THA)	Lamborghini Huracan ST	2:11.647	7	7	8.081	0.028	151.57
15	88	LC	4	Petri Corse Gabriele MURRONI (ITA)	Lamborghini Huracan ST	2:12.736	5	6	9.170	1.089	150.33

* Car 2 - 1 Lap time disallowed, exceeding track limits.

Weather / Track : Cloudy / Dry

These results are provisional until the conclusion of any judicial and technical matters.

Sepang International Circuit
Circuit Length = 5.543 km
Start: 17:50 Flag 18:05 End: 18:08

Race Director : Ravin	Stewards :	Timekeeper :
-----------------------	------------	--------------

Results can be found at www.tsl-timing.com

Printed - 18:27 Friday, 07 April 2017





Lamborghini Super Trofeo Asia 2017

QUALIFYING 1 - CLASSIFICATION - FINAL

POS	NO	CL	PIC	TEAM / DRIVERS	CAR	TIME	ON	LAPS	GAP	DIFF	KPH
1	11	PRO	1	Clazzio Racing Afriq YAZID (MAS) / Cozzolino KEI (JPN)	Lamborghini Huracan ST	2:03.566	2	5			161.49
2	37	Pro/Am	1	GDL Racing Team Rik BREUKERS (NZL) / Nigel FARMER (HKG)	Lamborghini Huracan ST	2:04.338	2	4	0.772	0.772	160.48
3	3	PRO	2	Lazarus Artur JANOSZ (POL) / Meindert VAN BUUREN (NED)	Lamborghini Huracan ST	2:04.721	2	4	1.155	0.383	159.99
4	6	PRO	3	X-One Racing Team Antonio D'AMICO (ITA) / Nicolas COSTA (BRA)	Lamborghini Huracan ST	2:05.170	4	5	1.604	0.449	159.42
5	2	PRO	4	Leipart Ben GERSEKOWSKI (AUS) / Rory COLLINGBOURNE (GBR)	Lamborghini Huracan ST	2:05.514	4	4	1.948	0.344	158.98
6	69	AM	1	X-One Racing Team Vincent WONG (HKG) / Andrew HARYANTO (INA)	Lamborghini Huracan ST	2:05.875	6	7	2.309	0.360	158.52
7	5	PRO	5	FFF Racing Team Jack BARTHOLOMEW (GBR) / Armaan EBRAHIM (IND)	Lamborghini Huracan ST	2:05.911	3	6	2.345	0.035	158.48
8	57	AM	2	P.S.C Sarun SEREETHORANAKUL (THA) / Saravut SEREETHORANAKUL (THA)	Lamborghini Huracan ST	2:06.290	3	4	2.724	0.378	158.00
9	15	PRO	6	FFF Racing Team Carrie SCHREINER (DEU) / Richard GODDARD (AUS)	Lamborghini Huracan ST	2:07.584	6	7	4.018	1.294	156.40
10	33	Pro/Am	2	Leipart Mikko ESKELINEN (FIN) / Maxx EBENAL (CAN)	Lamborghini Huracan ST	2:08.138	6	7	4.572	0.553	155.72
11	66	AM	3	Top Speed Racing Team George CHOU (TPE) / Samson CHAN (HKG)	Lamborghini Huracan ST	2:09.331	3	6	5.765	1.193	154.29
12	98	LC	1	Arrows Racing Michael CHOI (HKG) / Keith CHAN (HKG)	Lamborghini Huracan ST	2:11.292	5	6	7.726	1.960	151.98
13	89	LC	2	Tedco Racing Bill NG (SIN)	Lamborghini Huracan ST	2:11.619	3	5	8.053	0.327	151.61
14	77	LC	3	Siam Gas Racing Kong Supachai WEERABORWORNONG (THA)	Lamborghini Huracan ST	2:11.647	7	7	8.081	0.028	151.57
15	88	LC	4	Petri Corse Gabriele MURRONI (ITA)	Lamborghini Huracan ST	2:12.736	5	6	9.170	1.089	150.33

* Car 2 - 1 Lap time disallowed, exceeding track limits.

Weather / Track : Cloudy / Dry

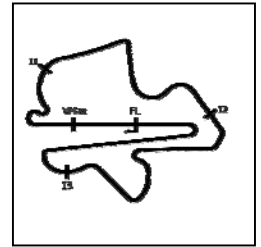
These results are provisional until the conclusion of any judicial and technical matters.

Sepang International Circuit
Circuit Length = 5.543 km
Start: 17:50 Flag 18:05 End: 18:08

Race Director : Ravin	Stewards :	Timekeeper :
-----------------------	------------	--------------

Lamborghini Super Trofeo Asia 2017

QUALIFYING 1 - SECTOR ANALYSIS



SECTOR 1 = FL to I1, SECTOR 2 = I1 to I2, SECTOR 3 = I2 to I3, SECTOR 4 = I3 to FL, DIFF = Difference To Personal Best Lap, P = Crossed Finish Line in Pit Lane, D = Time Disallowed

P1		11 PRO		Clazio Racing		Lamborghini Huracan ST			
IDEAL LAP TIME : 2:03.139		BEST LAP TIME : 2:03.566		DIFFERENCE : 0.427					
D1: Afiq YAZID		D2: Cozzolino KEI							
LAP	SECTOR 1	SECTOR 2	SECTOR 3	SECTOR 4	SPEED TRAP	LAP TIME	KPH	DIFF	TIME OF DAY
1 - D1		34.578	42.031	35.259					17:52:25.045
2 - D1	24.789	29.132	36.709	32.936	247.7	2:03.566 (1)	161.49		17:54:28.611
3 - D1	24.507	28.987	36.743	33.414	250.0	2:03.651 (2)	161.38	0.085	17:56:32.262
4 - D1	24.705	29.136	37.133	32.980	250.0	2:03.954 (3)	160.98	0.388	17:58:36.216
5 - D1	25.025	29.869	37.660	IN PIT	249.4	2:09.619 P	153.94	6.053	18:00:45.835

P2		37 Pro/An		GDL Racing Team		Lamborghini Huracan ST			
IDEAL LAP TIME : 2:04.265		BEST LAP TIME : 2:04.338		DIFFERENCE : 0.073					
D1: Rik BREUKERS		D2: Nigel FARMER							
LAP	SECTOR 1	SECTOR 2	SECTOR 3	SECTOR 4	SPEED TRAP	LAP TIME	KPH	DIFF	TIME OF DAY
1 - D1	OUTLAP	33.754	39.154	43.408					17:53:44.426
2 - D1	24.656	29.405	37.222	33.055	247.7	2:04.338 (1)	160.48		17:55:48.764
3 - D1	27.396	30.953	39.074	33.906	229.7	2:11.329 (2)	151.94	6.991	17:58:00.093
4 - D1	24.583	29.748	41.800	IN PIT	247.7	2:17.252 P	145.38	12.914	18:00:17.345

P3		3 PRO		Lazarus		Lamborghini Huracan ST			
IDEAL LAP TIME : 2:04.527		BEST LAP TIME : 2:04.721		DIFFERENCE : 0.194					
D1: Artur JANOSZ		D2: Meindert VAN BUUREN							
LAP	SECTOR 1	SECTOR 2	SECTOR 3	SECTOR 4	SPEED TRAP	LAP TIME	KPH	DIFF	TIME OF DAY
1 - D1	OUTLAP	33.184	38.421	33.282					17:54:23.885
2 - D1	25.079	29.496	37.077	33.069	246.5	2:04.721 (1)	159.99		17:56:28.606
3 - D1	25.028	29.353	37.228	33.353	246.0	2:04.962 (2)	159.68	0.241	17:58:33.568
4 - D1	25.065	29.661	38.606	IN PIT	247.1	2:13.830 P	149.10	9.109	18:00:47.398

P4		6 PRO		X-One Racing Team		Lamborghini Huracan ST			
IDEAL LAP TIME : 2:04.955		BEST LAP TIME : 2:05.170		DIFFERENCE : 0.215					
D1: Antonio D'AMICO		D2: Nicolas COSTA							
LAP	SECTOR 1	SECTOR 2	SECTOR 3	SECTOR 4	SPEED TRAP	LAP TIME	KPH	DIFF	TIME OF DAY
1 - D1	OUTLAP	35.996	41.625	34.982					17:54:41.237
2 - D1	24.889	29.723	37.386	33.263	251.1	2:05.261 (3)	159.30	0.091	17:56:46.498
3 - D1	24.756	29.915	37.401	33.158	250.5	2:05.230 (2)	159.34	0.060	17:58:51.728
4 - D1	24.708	29.703	37.456	33.303	251.1	2:05.170 (1)	159.42		18:00:56.898
5 - D1	27.786	36.567	49.933	IN PIT	250.0	2:38.817 P	125.64	33.647	18:03:35.715

P5		2 PRO		Leipart		Lamborghini Huracan ST			
IDEAL LAP TIME : 2:05.016		BEST LAP TIME : 2:05.514		DIFFERENCE : 0.498					
D1: Ben GERSEKOWSKI		D2: Rory COLLINGBOURNE							
LAP	SECTOR 1	SECTOR 2	SECTOR 3	SECTOR 4	SPEED TRAP	LAP TIME	KPH	DIFF	TIME OF DAY
1 - D1	OUTLAP	36.489	42.493	36.237					17:59:03.944
2 - D1	25.288	29.860	37.320	33.405	244.8	2:05.874 (2)	158.52	0.359	18:01:09.818
3 - D1	25.027	29.434	37.263	33.568	246.5	2:05.292 D	159.26		18:03:15.111
4 - D1	24.947	29.674	37.521	33.371	244.8	2:05.514 (1)	158.98		18:05:20.625

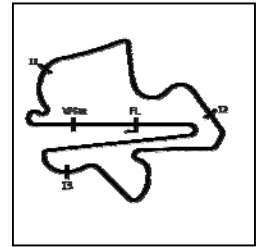
P6		69 AM		X-One Racing Team		Lamborghini Huracan ST			
IDEAL LAP TIME : 2:05.802		BEST LAP TIME : 2:05.875		DIFFERENCE : 0.073					
D1: Vincent WONG		D2: Andrew HARYANTO							
LAP	SECTOR 1	SECTOR 2	SECTOR 3	SECTOR 4	SPEED TRAP	LAP TIME	KPH	DIFF	TIME OF DAY
1 - D1	OUTLAP	32.684	39.788	43.016					17:52:36.706
2 - D1	27.661	33.608	41.193	34.388	214.7	2:16.850	145.81	10.974	17:54:53.556
3 - D1	24.986	33.764	38.951	33.318	247.1	2:11.019	152.30	5.143	17:57:04.575
4 - D1	24.916	30.087	38.398	33.440	248.2	2:06.841 (3)	157.32	0.965	17:59:11.416
5 - D1	25.083	29.949	38.159	33.359	248.2	2:06.550 (2)	157.68	0.674	18:01:17.966
6 - D1	24.894	30.012	37.641	33.328	248.8	2:05.875 (1)	158.52		18:03:23.841
7 - D1	25.812	33.234	42.915	IN PIT	248.2	2:26.377 P	136.32	20.502	18:05:50.219

Weather / Track : Cloudy / Dry

Sepang International Circuit
Circuit Length = 5.543 km
Start: 17:50 Flag 18:05 End: 18:08

Lamborghini Super Trofeo Asia 2017

QUALIFYING 1 - SECTOR ANALYSIS



SECTOR 1 = FL to I1, SECTOR 2 = I1 to I2, SECTOR 3 = I2 to I3, SECTOR 4 = I3 to FL, DIFF = Difference To Personal Best Lap, P = Crossed Finish Line in Pit Lane, D = Time Disallowed

P7		5 PRO FFF Racing Team		Lamborghini Huracan ST					
IDEAL LAP TIME : 2:05.768		BEST LAP TIME : 2:05.911		DIFFERENCE : 0.143					
D1: Jack BARTHOLOMEW		D2: Armaan EBRAHIM							
LAP	SECTOR 1	SECTOR 2	SECTOR 3	SECTOR 4	SPEED TRAP	LAP TIME	KPH	DIFF	TIME OF DAY
1 - D2		34.509	42.187	35.250					17:52:26.733
2 - D2	25.161	30.293	37.920	33.685	246.0	2:07.059	157.05	1.148	17:54:33.793
3 - D2	24.905	29.964	37.606	33.435	246.5	2:05.911 (1)	158.48		17:56:39.704
4 - D2	24.899	29.827	37.803	33.615	244.3	2:06.144 (3)	158.18	0.233	17:58:45.849
5 - D2	25.008	29.859	37.678	33.529	245.4	2:06.074 (2)	158.27	0.163	18:00:51.924
6 - D2	27.484	33.084	39.470	IN PIT	246.5	2:17.679 P	144.93	11.768	18:03:09.604

P8		57 AM P.S.C		Lamborghini Huracan ST					
IDEAL LAP TIME : 2:06.189		BEST LAP TIME : 2:06.290		DIFFERENCE : 0.101					
D1: Sarun SEREETHORANAKI		D2: Saravut SEREETHORANA							
LAP	SECTOR 1	SECTOR 2	SECTOR 3	SECTOR 4	SPEED TRAP	LAP TIME	KPH	DIFF	TIME OF DAY
1 - D1	OUTLAP	31.676	38.955	34.010					17:53:52.073
2 - D1	25.340	30.656	37.894	33.231	244.3	2:07.121 (2)	156.97	0.831	17:55:59.194
3 - D1	25.274	29.790	37.927	33.299	246.5	2:06.290 (1)	158.00		17:58:05.484
4 - D1	26.813	32.078	40.298	IN PIT	247.1	2:19.469 P	143.07	13.179	18:00:24.953

P9		15 PRO FFF Racing Team		Lamborghini Huracan ST					
IDEAL LAP TIME : 2:07.552		BEST LAP TIME : 2:07.584		DIFFERENCE : 0.032					
D1: Carrie SCHREINER		D2: Richard GODDARD							
LAP	SECTOR 1	SECTOR 2	SECTOR 3	SECTOR 4	SPEED TRAP	LAP TIME	KPH	DIFF	TIME OF DAY
1 - D1	OUTLAP	41.351	49.089	39.815					17:53:03.161
2 - D1	26.965	31.724	39.657	33.958	229.7	2:12.304	150.82	4.719	17:55:15.466
3 - D1	25.251	30.435	38.739	33.671	245.4	2:08.097 (2)	155.77	0.513	17:57:23.563
4 - D1	25.183	30.336	39.360	33.774	247.1	2:08.653 (3)	155.10	1.069	17:59:32.217
5 - D1	25.274	31.233	38.930	33.703	247.7	2:09.140	154.51	1.556	18:01:41.358
6 - D1	25.215	30.311	38.388	33.670	244.3	2:07.584 (1)	156.40		18:03:48.943
7 - D1	25.294	33.183	45.339	IN PIT	246.5	2:28.499 P	134.37	20.915	18:06:17.443

P10		33 Pro/An Leipart		Lamborghini Huracan ST					
IDEAL LAP TIME : 2:07.532		BEST LAP TIME : 2:08.138		DIFFERENCE : 0.606					
D1: Mikko ESKELINEN		D2: Maxx EBENAL							
LAP	SECTOR 1	SECTOR 2	SECTOR 3	SECTOR 4	SPEED TRAP	LAP TIME	KPH	DIFF	TIME OF DAY
1 - D1	OUTLAP	41.463	43.495	42.721					17:53:12.455
2 - D1	25.904	43.819	1:01.909	50.105	241.6	3:01.737	109.79	53.599	17:56:14.193
3 - D1	32.167	31.241	39.193	34.023	196.3	2:16.624	146.05	8.486	17:58:30.818
4 - D1	25.555	30.529	38.491	34.016	242.1	2:08.592	155.17	0.454	18:00:39.410
5 - D1	25.808	30.537	38.322	33.660	241.0	2:08.327 (3)	155.49	0.189	18:02:47.738
6 - D1	25.259	30.367	38.417	34.094	244.8	2:08.138 (1)	155.72		18:04:55.876
7 - D1	25.496	30.290	38.544	33.981	244.3	2:08.312 (2)	155.51	0.174	18:07:04.188

P11		66 AM Top Speed Racing Team		Lamborghini Huracan ST					
IDEAL LAP TIME : 2:09.194		BEST LAP TIME : 2:09.331		DIFFERENCE : 0.137					
D1: George CHOU		D2: Samson CHAN							
LAP	SECTOR 1	SECTOR 2	SECTOR 3	SECTOR 4	SPEED TRAP	LAP TIME	KPH	DIFF	TIME OF DAY
1 - D2	OUTLAP	33.708	42.148	34.240					17:52:54.997
2 - D2	26.025	31.022	39.252	33.988	247.1	2:10.287 (3)	153.15	0.955	17:55:05.285
3 - D2	25.759	30.775	38.966	33.831	248.8	2:09.331 (1)	154.29		17:57:14.616
4 - D2	26.005	34.585	47.003	35.731	249.4	2:23.325	139.22	13.993	17:59:37.941
5 - D2	25.737	30.849	38.850	34.428	247.7	2:09.864 (2)	153.65	0.532	18:01:47.806
6 - D2	27.577	33.379	41.121	IN PIT	228.8	2:22.833 P	139.70	13.501	18:04:10.639

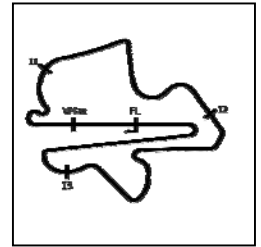
P12		98 LC Arrows Racing		Lamborghini Huracan ST					
IDEAL LAP TIME : 2:11.055		BEST LAP TIME : 2:11.292		DIFFERENCE : 0.237					
D1: Michael CHOI		D2: Keith CHAN							
LAP	SECTOR 1	SECTOR 2	SECTOR 3	SECTOR 4	SPEED TRAP	LAP TIME	KPH	DIFF	TIME OF DAY

Weather / Track : Cloudy / Dry

Sepang International Circuit
Circuit Length = 5.543 km
Start: 17:50 Flag 18:05 End: 18:08

Lamborghini Super Trofeo Asia 2017

QUALIFYING 1 - SECTOR ANALYSIS



SECTOR 1 = FL to I1, SECTOR 2 = I1 to I2 SECTOR 3 = I2 to I3, SECTOR 4 = I3 to FL, DIFF = Difference To Personal Best Lap, P = Crossed Finish Line in Pit Lane, D = Time Disallowed

1 - D1	OUTLAP	41.900	50.828	40.351						17:53:28.841
2 - D1	27.535	33.792	41.907	35.270	237.8	2:18.504	144.07	7.212		17:55:47.345
3 - D1	26.060	32.285	40.214	35.309	244.3	2:13.868 (3)	149.06	2.576		17:58:01.213
4 - D1	25.743	31.365	40.063	34.887	247.7	2:12.058 (2)	151.10	0.766		18:00:13.271
5 - D1	25.911	31.434	39.730	34.217	245.4	2:11.292 (1)	151.98			18:02:24.563
6 - D1	28.179	33.513	44.687	IN PIT	219.9	2:32.220 P	131.09	20.928		18:04:56.783

P13 89 LC Tedco Racing

Lamborghini Huracan ST

IDEAL LAP TIME : 2:11.606

BEST LAP TIME : 2:11.619

DIFFERENCE : 0.013

D1: Bill NG

LAP	SECTOR 1	SECTOR 2	SECTOR 3	SECTOR 4	SPEED TRAP	LAP TIME	KPH	DIFF	TIME OF DAY
1 - D1	OUTLAP	37.542	46.918	37.062					17:52:47.707
2 - D1	26.629	32.092	41.044	34.915		2:14.680 (3)	148.16	3.061	17:55:02.387
3 - D1	26.406	31.223	39.603	34.387		2:11.619 (1)	151.61		17:57:14.006
4 - D1	26.393	31.927	40.178	34.892		2:13.390 (2)	149.59	1.771	17:59:27.396
5 - D1	29.756	39.600	45.381	IN PIT	208.0	2:39.709 P	124.94	28.090	18:02:07.105

P14 77 LC Siam Gas Racing Kong

Lamborghini Huracan ST

IDEAL LAP TIME : 2:11.475

BEST LAP TIME : 2:11.647

DIFFERENCE : 0.171

D1: Supachai WEERABORWO

LAP	SECTOR 1	SECTOR 2	SECTOR 3	SECTOR 4	SPEED TRAP	LAP TIME	KPH	DIFF	TIME OF DAY
1 - D1	OUTLAP	36.583	47.792	36.814					17:52:46.406
2 - D1	26.682	32.991	44.302	36.584	239.4	2:20.559	141.96	8.912	17:55:06.966
3 - D1	26.344	32.435	41.188	35.303	244.3	2:15.270	147.51	3.623	17:57:22.236
4 - D1	27.987	32.303	41.419	35.620		2:17.330	145.30	5.683	17:59:39.566
5 - D1	26.402	31.822	40.687	34.382	244.3	2:13.293 (3)	149.70	1.646	18:01:52.860
6 - D1	26.130	31.694	40.504	34.746		2:13.074 (2)	149.95	1.427	18:04:05.935
7 - D1	25.895	31.320	39.878	34.554	243.2	2:11.647 (1)	151.57		18:06:17.582

P15 88 LC Petri Corse

Lamborghini Huracan ST

IDEAL LAP TIME : 2:12.424

BEST LAP TIME : 2:12.736

DIFFERENCE : 0.312

D1: Gabriele MURRONI

LAP	SECTOR 1	SECTOR 2	SECTOR 3	SECTOR 4	SPEED TRAP	LAP TIME	KPH	DIFF	TIME OF DAY
1 - D1	OUTLAP	42.540	51.193	43.338					17:53:31.301
2 - D1	28.079	33.721	41.988	36.077	237.8	2:19.865	142.67	7.129	17:55:51.166
3 - D1	26.868	31.624	40.586	34.780	241.6	2:13.858 (3)	149.07	1.122	17:58:05.024
4 - D1	26.571	31.553	40.254	34.654	245.4	2:13.032 (2)	150.00	0.296	18:00:18.056
5 - D1	26.342	31.254	40.174	34.966	244.8	2:12.736 (1)	150.33		18:02:30.792
6 - D1	29.580	34.696	44.668	IN PIT	187.1	2:35.032 P	128.71	22.296	18:05:05.824

Weather / Track : Cloudy / Dry

Sepang International Circuit

Circuit Length = 5.543 km

Start: 17:50 Flag 18:05 End: 18:08

Lamborghini Super Trofeo Asia 2017

QUALIFYING 1 - BEST SPEEDS

POS	NO	NAME	VMAX	KPH
1	6	X-One Racing Team		251.1
2	11	Clazzio Racing		250.0
3	66	Top Speed Racing Team		249.4
4	69	X-One Racing Team		248.8
5	37	GDL Racing Team		247.7
6	15	FFF Racing Team		247.7
7	98	Arrows Racing		247.7
8	3	Lazarus		247.1
9	57	P.S.C		247.1
10	2	Leipart		246.5
11	5	FFF Racing Team		246.5
12	88	Petri Corse		245.4
13	33	Leipart		244.8
14	77	Siam Gas Racing Kong		244.3
15	89	Tedco Racing		208.0

Weather / Track : Cloudy / Dry

Results can be found at www.tsl-timing.com

Sepang International Circuit
Circuit Length = 5.543 km
Start: 17:50 Flag 18:05 End: 18:08

Printed - 18:33 Friday, 07 April 2017

Lamborghini Super Trofeo Asia 2017

QUALIFYING 1 - BEST SECTORS

SECTOR 1				SECTOR 2				SECTOR 3				SECTOR 4				IDEAL / BEST COMPARISON		
POS	NO	NAME	TIME	NO	NAME	TIME	NO	NAME	TIME	NO	NAME	TIME	POS	NO	NAME	IDEAL	BEST	DIFF
															PERFECT LAP	2:03.139		
1	11	Clazzio	24.507	11	Clazzio	28.987	11	Clazzio	36.709	11	Clazzio	32.936	1	11	Clazzio Racing	2:03.139	2:03.566	0.427
2	37	GDL Rac	24.583	3	Lazarus	29.353	3	Lazarus	37.077	37	GDL Rac	33.055	2	37	GDL Racing Team	2:04.265	2:04.338	0.073
3	6	X-One R	24.708	37	GDL Rac	29.405	37	GDL Rac	37.222	3	Lazarus	33.069	3	3	Lazarus	2:04.527	2:04.721	0.194
4	69	X-One R	24.894	2	Leipart	29.434	2	Leipart	37.263	6	X-One R	33.158	4	6	X-One Racing Team	2:04.955	2:05.170	0.215
5	5	FFF Rac	24.899	6	X-One R	29.703	6	X-One R	37.386	57	P.S.C	33.231	5	2	Leipart	2:05.016	2:05.514	0.498
6	2	Leipart	24.947	57	P.S.C	29.790	5	FFF Rac	37.606	69	X-One R	33.318	6	5	FFF Racing Team	2:05.768	2:05.911	0.143
7	3	Lazarus	25.028	5	FFF Rac	29.827	69	X-One R	37.641	2	Leipart	33.371	7	69	X-One Racing Team	2:05.802	2:05.875	0.073
8	15	FFF Rac	25.183	69	X-One R	29.949	57	P.S.C	37.894	5	FFF Rac	33.435	8	57	P.S.C	2:06.189	2:06.290	0.101
9	33	Leipart	25.259	33	Leipart	30.290	33	Leipart	38.322	33	Leipart	33.660	9	33	Leipart	2:07.532	2:08.138	0.606
10	57	P.S.C	25.274	15	FFF Rac	30.311	15	FFF Rac	38.388	15	FFF Rac	33.670	10	15	FFF Racing Team	2:07.552	2:07.584	0.032
11	66	Top Spe	25.737	66	Top Spe	30.775	66	Top Spe	38.850	66	Top Spe	33.831	11	66	Top Speed Racing Team	2:09.194	2:09.331	0.137
12	98	Arrows	25.743	89	Tedco R	31.223	89	Tedco R	39.603	98	Arrows	34.217	12	98	Arrows Racing	2:11.055	2:11.292	0.237
13	77	Siam Ga	25.895	88	Petri C	31.254	98	Arrows	39.730	77	Siam Ga	34.382	13	77	Siam Gas Racing Kong	2:11.475	2:11.647	0.171
14	88	Petri C	26.342	77	Siam Ga	31.320	77	Siam Ga	39.878	89	Tedco R	34.387	14	89	Tedco Racing	2:11.606	2:11.619	0.013
15	89	Tedco R	26.393	98	Arrows	31.365	88	Petri C	40.174	88	Petri C	34.654	15	88	Petri Corse	2:12.424	2:12.736	0.312

Weather / Track : Cloudy / Dry

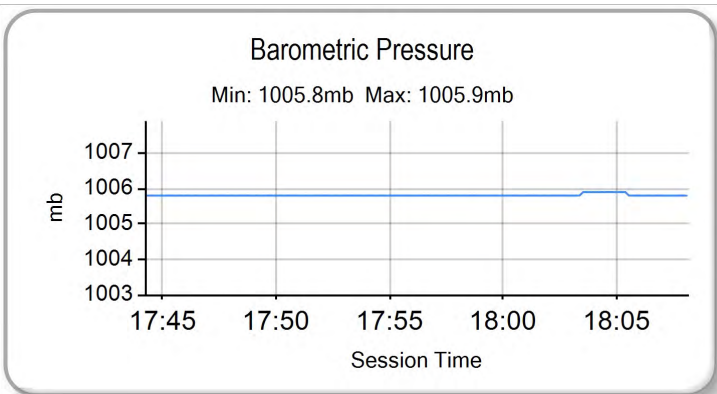
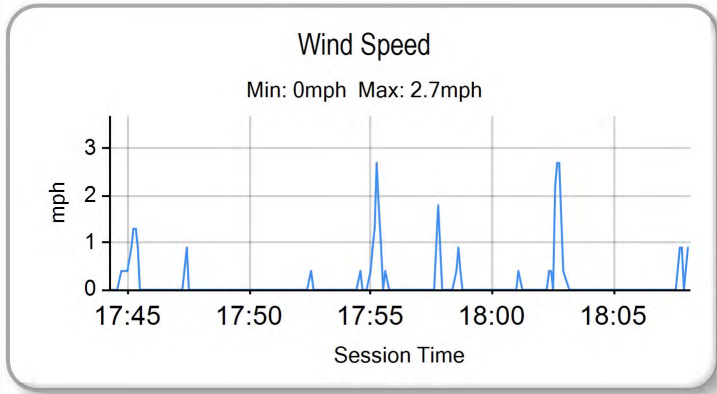

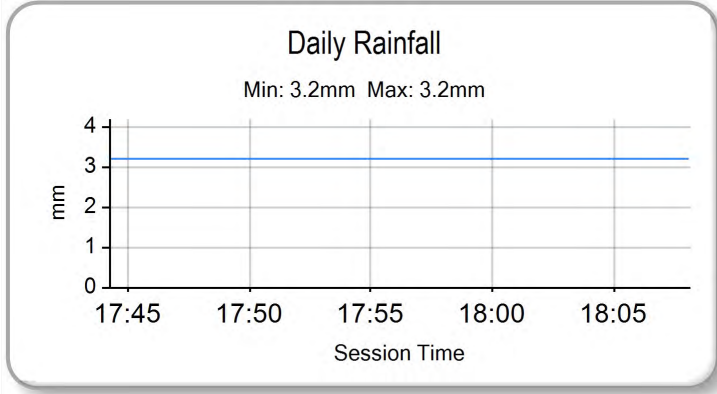
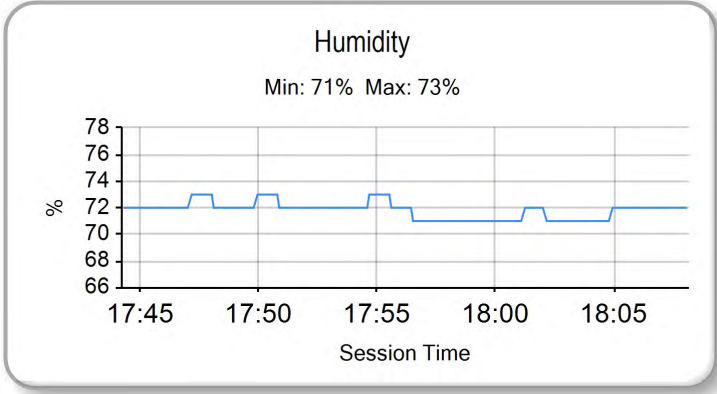
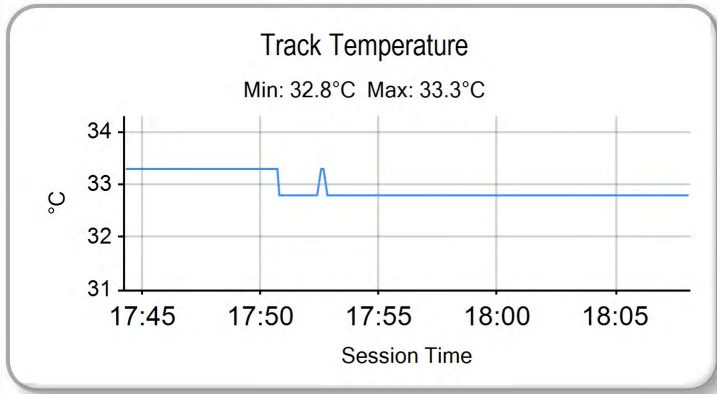
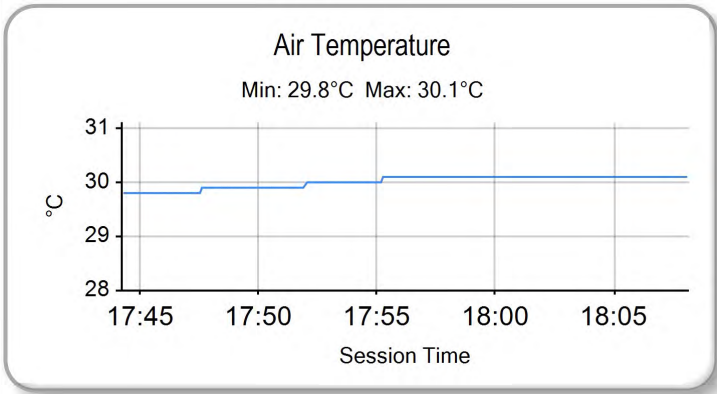
Results can be found at www.tsl-timing.com

Sepang International Circuit
 Circuit Length = 5.543 km
 Start: 17:50 Flag 18:05 End: 18:08

Printed - 18:28 Friday, 07 April 2017

Lamborghini Super Trofeo Asia 2017

QUALIFYING 1 - WEATHER CONDITIONS



Weather / Track : Cloudy / Dry

Results can be found at www.tsl-timing.com

Sepang International Circuit
 Circuit Length = 5.543 miles
 Start: 17:50 Flag 18:05 End: 18:08

Printed - 18:11 Friday, 07 April 2017

Lamborghini Super Trofeo Asia 2017

RACE 1 - ROUND 1 - GRID (55 minutes) - FINAL



ROW 8	15	2:12.736	88 Petri Corse	
ROW 7	13	2:11.619	89 Tedco Racing	14
				2:11.647
				77 Siam Gas Racing Kong
ROW 6	11	2:09.331	66 Top Speed Racing Team	12
				2:11.292
				98 Arrows Racing
ROW 5	9	2:07.584	15 FFF Racing Team	10
				2:08.138
				33 Leipart
ROW 4	7	2:05.911	5 FFF Racing Team	8
				2:06.290
				57 P.S.C
ROW 3	5	2:05.514	2 Leipart	6
				2:05.875
				69 X-One Racing Team
ROW 2	3	2:04.721	3 Lazarus	4
				2:05.170
				6 X-One Racing Team
ROW 1	1	2:03.566	11 Clazzio Racing	2
				2:04.338
				37 GDL Racing Team
Pole				

Sepang International Circuit
Circuit Length = 5.543 km

These results are provisional until the conclusion of any judicial and technical matters.

Race Director : Ravin	Stewards :	Timekeeper :
-----------------------	------------	--------------



Lamborghini Super Trofeo Asia 2017

QUALIFYING 2 - CLASSIFICATION

POS	NO	CL	PIC	TEAM / DRIVERS	CAR	TIME	ON	LAPS	GAP	DIFF	KPH
1	11	* PRO	1	Clazzio Racing Afiq YAZID (MAS) / Cozzolino KEI (JPN)	Lamborghini Huracan ST	2:04.260	3	6			160.58
2	6	PRO	2	X-One Racing Team Antonio D'AMICO (ITA) / Nicolas COSTA (BRA)	Lamborghini Huracan ST	2:04.472	2	6	0.212	0.212	160.31
3	3	* PRO	3	Lazarus Artur JANOSZ (POL) / Meindert VAN BUUREN (NED)	Lamborghini Huracan ST	2:05.755	4	7	1.495	1.283	158.67
4	15	PRO	4	FFF Racing Team Carrie SCHREINER (DEU) / Richard GODDARD (AUS)	Lamborghini Huracan ST	2:06.334	3	8	2.074	0.579	157.95
5	69	AM	1	X-One Racing Team Vincent WONG (HKG) / Andrew HARYANTO (INA)	Lamborghini Huracan ST	2:06.368	6	7	2.108	0.033	157.91
6	33	Pro/Am	1	Leipart Mikko ESKELINEN (FIN) / Maxx EBENAL (CAN)	Lamborghini Huracan ST	2:07.026	5	7	2.766	0.658	157.09
7	5	PRO	5	FFF Racing Team Jack BARTHOLOMEW (GBR) / Armaan EBRAHIM (IND)	Lamborghini Huracan ST	2:07.315	4	7	3.055	0.289	156.73
8	37	Pro/Am	2	GDL Racing Team Rik BREUKERS (NZL) / Nigel FARMER (HKG)	Lamborghini Huracan ST	2:07.729	2	7	3.469	0.413	156.22
9	2	PRO	6	Leipart Ben GERSEKOWSKI (AUS) / Rory COLLINGBOURNE (GBR)	Lamborghini Huracan ST	2:07.952	3	6	3.692	0.223	155.95
10	66	AM	2	Top Speed Racing Team George CHOU (TPE) / Samson CHAN (HKG)	Lamborghini Huracan ST	2:08.012	2	7	3.752	0.059	155.88
11	57	AM	3	P.S.C Sarun SEREETHORANAKUL (THA) / Saravut SEREETHORANAKUL (THA)	Lamborghini Huracan ST	2:10.933	7	7	6.673	2.921	152.40
12	77	LC	1	Siam Gas Racing Kong Supachai WEERABORWORNPONG (THA)	Lamborghini Huracan ST	2:11.174	3	7	6.914	0.241	152.12
13	88	LC	2	Petri Corse Gabriele MURRONI (ITA)	Lamborghini Huracan ST	2:12.595	4	7	8.335	1.420	150.49
14	89	LC	3	Tedco Racing Bill NG (SIN)	Lamborghini Huracan ST	2:12.867	3	7	8.607	0.272	150.18
15	98	LC	4	Arrows Racing Michael CHOI (HKG) / Keith CHAN (HKG)	Lamborghini Huracan ST	2:13.877	5	6	9.617	1.010	149.05

* Cars 3 & 11 - 1 Lap time disallowed, exceeding track limits.

Weather / Track : Sunny / Dry

These results are provisional until the conclusion of any judicial and technical matters.

Sepang International Circuit

Circuit Length = 5.543 km

Start: 18:15 Flag 18:30 End: 18:37

Race Director : Ravin

Stewards :

Timekeeper :

Results can be found at www.tsl-timing.com

Printed - 18:37 Friday, 07 April 2017





Lamborghini Super Trofeo Asia 2017

QUALIFYING 2 - CLASSIFICATION - FINAL

POS	NO	CL	PIC	TEAM / DRIVERS	CAR	TIME	ON	LAPS	GAP	DIFF	KPH
1	11	*	PRO	1 Clazzio Racing Afiq YAZID (MAS) / Cozzolino KEI (JPN)	Lamborghini Huracan ST	2:04.260	3	6			160.58
2	6		PRO	2 X-One Racing Team Antonio D'AMICO (ITA) / Nicolas COSTA (BRA)	Lamborghini Huracan ST	2:04.472	2	6	0.212	0.212	160.31
3	3	*	PRO	3 Lazarus Artur JANOSZ (POL) / Meindert VAN BUUREN (NED)	Lamborghini Huracan ST	2:05.755	4	7	1.495	1.283	158.67
4	15		PRO	4 FFF Racing Team Carrie SCHREINER (DEU) / Richard GODDARD (AUS)	Lamborghini Huracan ST	2:06.334	3	8	2.074	0.579	157.95
5	69		AM	1 X-One Racing Team Vincent WONG (HKG) / Andrew HARYANTO (INA)	Lamborghini Huracan ST	2:06.368	6	7	2.108	0.033	157.91
6	33		Pro/Am	1 Leipart Mikko ESKELINEN (FIN) / Maxx EBENAL (CAN)	Lamborghini Huracan ST	2:07.026	5	7	2.766	0.658	157.09
7	5		PRO	5 FFF Racing Team Jack BARTHOLOMEW (GBR) / Armaan EBRAHIM (IND)	Lamborghini Huracan ST	2:07.315	4	7	3.055	0.289	156.73
8	37		Pro/Am	2 GDL Racing Team Rik BREUKERS (NZL) / Nigel FARMER (HKG)	Lamborghini Huracan ST	2:07.729	2	7	3.469	0.413	156.22
9	2		PRO	6 Leipart Ben GERSEKOWSKI (AUS) / Rory COLLINGBOURNE (GBR)	Lamborghini Huracan ST	2:07.952	3	6	3.692	0.223	155.95
10	66		AM	2 Top Speed Racing Team George CHOU (TPE) / Samson CHAN (HKG)	Lamborghini Huracan ST	2:08.012	2	7	3.752	0.059	155.88
11	57		AM	3 P.S.C Sarun SEREETHORANAKUL (THA) / Saravut SEREETHORANAKUL (THA)	Lamborghini Huracan ST	2:10.933	7	7	6.673	2.921	152.40
12	77		LC	1 Siam Gas Racing Kong Supachai WEERABORWORNONG (THA)	Lamborghini Huracan ST	2:11.174	3	7	6.914	0.241	152.12
13	88		LC	2 Petri Corse Gabriele MURRONI (ITA)	Lamborghini Huracan ST	2:12.595	4	7	8.335	1.420	150.49
14	89		LC	3 Tedco Racing Bill NG (SIN)	Lamborghini Huracan ST	2:12.867	3	7	8.607	0.272	150.18
15	98		LC	4 Arrows Racing Michael CHOI (HKG) / Keith CHAN (HKG)	Lamborghini Huracan ST	2:13.877	5	6	9.617	1.010	149.05

* Cars 3 & 11 - 1 Lap time disallowed, exceeding track limits.

Weather / Track : Sunny / Dry

These results are provisional until the conclusion of any judicial and technical matters.

Sepang International Circuit

Circuit Length = 5.543 km

Start: 18:15 Flag 18:30 End: 18:37

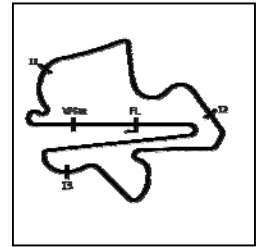
Race Director : Ravin

Stewards :

Timekeeper :

Lamborghini Super Trofeo Asia 2017

QUALIFYING 2 - SECTOR ANALYSIS



SECTOR 1 = FL to I1, SECTOR 2 = I1 to I2, SECTOR 3 = I2 to I3, SECTOR 4 = I3 to FL, DIFF = Difference To Personal Best Lap, P = Crossed Finish Line in Pit Lane, D = Time Disallowed

P1		11 PRO Clazzio Racing		Lamborghini Huracan ST					
IDEAL LAP TIME : 2:03.945		BEST LAP TIME : 2:04.260		DIFFERENCE : 0.315					
D1: Afiq YAZID		D2: Cozzolino KEI							
LAP	SECTOR 1	SECTOR 2	SECTOR 3	SECTOR 4	SPEED TRAP	LAP TIME	KPH	DIFF	TIME OF DAY
1 - D2	OUTLAP	29.665	37.636	34.177					18:19:12.997
2 - D2	24.720	29.380	37.026	32.970	247.7	2:04.096	160.80		18:21:17.093
3 - D2	24.625	29.375	37.180	33.080	250.0	2:04.260 (1)	160.58		18:23:21.353
4 - D2	24.744	29.943	43.586	33.807	249.4	2:12.080	151.08	7.820	18:25:33.433
5 - D2	24.706	29.324	37.143	33.095	248.8	2:04.268	160.57	0.008	18:27:37.701
6 - D2	33.527	49.429	57.903	IN PIT	219.5	3:19.251	100.14	1:14.991	18:30:56.952

P2		6 PRO X-One Racing Team		Lamborghini Huracan ST					
IDEAL LAP TIME : 2:04.395		BEST LAP TIME : 2:04.472		DIFFERENCE : 0.077					
D1: Antonio D'AMICO		D2: Nicolas COSTA							
LAP	SECTOR 1	SECTOR 2	SECTOR 3	SECTOR 4	SPEED TRAP	LAP TIME	KPH	DIFF	TIME OF DAY
1 - D2	OUTLAP	31.879	42.485	34.398					18:19:40.334
2 - D2	24.741	29.404	37.257	33.070	248.8	2:04.472 (1)	160.31		18:21:44.806
3 - D2	24.769	29.368	37.216	33.193	249.4	2:04.546	160.22	0.074	18:23:49.352
4 - D2	29.000	32.627	40.743	33.745	174.4	2:16.115	146.60	11.643	18:26:05.467
5 - D2	24.917	31.055	41.222	33.597	250.0	2:10.791	152.56	6.319	18:28:16.259
6 - D2	24.881	29.582	37.954	IN PIT	250.0	2:10.763	152.60	6.291	18:30:27.022

P3		3 PRO Lazarus		Lamborghini Huracan ST					
IDEAL LAP TIME : 2:05.250		BEST LAP TIME : 2:05.755		DIFFERENCE : 0.505					
D1: Artur JANOSZ		D2: Meindert VAN BUUREN							
LAP	SECTOR 1	SECTOR 2	SECTOR 3	SECTOR 4	SPEED TRAP	LAP TIME	KPH	DIFF	TIME OF DAY
1 - D2	OUTLAP	29.842	37.557	33.404					18:18:49.026
2 - D2	25.019	29.614	37.427	49.465	246.0	2:21.525	140.99	15.770	18:21:10.551
3 - D2	27.325	29.923	37.742	33.633	213.8	2:08.623	155.14	2.868	18:23:19.174
4 - D2	24.951	29.701	37.601	33.502	246.5	2:05.755 (1)	158.67		18:25:24.929
5 - D2	25.052	29.711	37.728	33.416	247.1	2:05.907	158.48	0.152	18:27:30.836
6 - D2	24.805	29.635	37.440	33.438	248.8	2:05.318	159.23		18:29:36.154
7 - D2	26.137	30.367	38.977	33.651	247.1	2:09.132	154.53	3.377	18:31:45.286

P4		15 PRO FFF Racing Team		Lamborghini Huracan ST					
IDEAL LAP TIME : 2:06.028		BEST LAP TIME : 2:06.334		DIFFERENCE : 0.306					
D1: Carrie SCHREINER		D2: Richard GODDARD							
LAP	SECTOR 1	SECTOR 2	SECTOR 3	SECTOR 4	SPEED TRAP	LAP TIME	KPH	DIFF	TIME OF DAY
1 - D2	OUTLAP	29.972	38.014	34.409					18:17:09.164
2 - D2	24.998	29.834	38.024	33.690	247.1	2:06.546	157.68	0.212	18:19:15.711
3 - D2	24.992	29.715	38.158	33.468	250.5	2:06.334 (1)	157.95		18:21:22.045
4 - D2	25.066	30.625	40.591	33.780	247.7	2:10.063	153.42	3.728	18:23:32.108
5 - D2	25.037	30.017	38.198	33.729	246.5	2:06.981	157.14	0.646	18:25:39.090
6 - D2	25.815	30.872	39.680	33.783	249.4	2:10.150	153.32	3.816	18:27:49.240
7 - D2	25.199	29.897	37.852	34.028	250.0	2:06.976	157.15	0.642	18:29:56.217
8 - D2	25.016	31.160	42.106	IN PIT	248.8	2:20.683	141.84	14.349	18:32:16.901

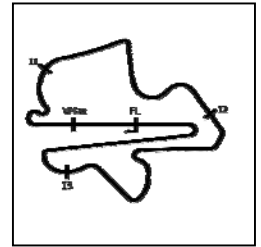
P5		69 AM X-One Racing Team		Lamborghini Huracan ST					
IDEAL LAP TIME : 2:06.055		BEST LAP TIME : 2:06.368		DIFFERENCE : 0.312					
D1: Vincent WONG		D2: Andrew HARYANTO							
LAP	SECTOR 1	SECTOR 2	SECTOR 3	SECTOR 4	SPEED TRAP	LAP TIME	KPH	DIFF	TIME OF DAY
1 - D2	OUTLAP	30.966	40.802	34.697					18:19:14.805
2 - D2	25.218	29.875	37.883	33.464	246.5	2:06.441	157.81	0.073	18:21:21.246
3 - D2	25.233	29.738	38.182	33.810	248.8	2:06.963	157.16	0.595	18:23:28.210
4 - D2	25.295	30.121	39.277	34.623	248.2	2:09.317	154.30	2.949	18:25:37.527
5 - D2	25.283	29.737	38.547	34.433	248.2	2:08.000	155.89	1.632	18:27:45.528
6 - D2	25.050	29.815	37.803	33.699	248.8	2:06.368 (1)	157.91		18:29:51.896
7 - D2	25.157	29.895	37.951	IN PIT	248.8	2:10.562	152.83	4.194	18:32:02.459

Weather / Track : Sunny / Dry

Sepang International Circuit
Circuit Length = 5.543 km
Start: 18:15 Flag 18:30 End: 18:37

Lamborghini Super Trofeo Asia 2017

QUALIFYING 2 - SECTOR ANALYSIS



SECTOR 1 = FL to I1, SECTOR 2 = I1 to I2, SECTOR 3 = I2 to I3, SECTOR 4 = I3 to FL, DIFF = Difference To Personal Best Lap, P = Crossed Finish Line in Pit Lane, D = Time Disallowed

P6		33 Pro/An Leipart		Lamborghini Huracan ST					
IDEAL LAP TIME : 2:06.733		BEST LAP TIME : 2:07.026		DIFFERENCE : 0.292					
D1: Mikko ESKELINEN		D2: Maxx EBENAL							
LAP	SECTOR 1	SECTOR 2	SECTOR 3	SECTOR 4	SPEED TRAP	LAP TIME	KPH	DIFF	TIME OF DAY
1 - D1	OUTLAP	30.697	38.580	34.161					18:17:12.819
2 - D1	25.624	30.101	38.181	33.959	242.1	2:07.865	156.06	0.839	18:19:20.684
3 - D1	25.532	30.012	37.848	34.134	244.3	2:07.527 (3)	156.47	0.501	18:21:28.211
4 - D1	25.192	30.046	38.104	34.049	244.3	2:07.391 (2)	156.64	0.365	18:23:35.603
5 - D1	25.252	29.943	38.080	33.750	245.4	2:07.026 (1)	157.09		18:25:42.629
6 - D1	25.260	30.088	38.810	34.161	248.2	2:08.320	155.50	1.294	18:27:50.949
7 - D1	25.485	30.796	39.259	36.041	249.4	2:11.581	151.65	4.555	18:30:02.531

P7		5 PRO FFF Racing Team		Lamborghini Huracan ST					
IDEAL LAP TIME : 2:07.000		BEST LAP TIME : 2:07.315		DIFFERENCE : 0.314					
D1: Jack BARTHOLOMEW		D2: Armaan EBRAHIM							
LAP	SECTOR 1	SECTOR 2	SECTOR 3	SECTOR 4	SPEED TRAP	LAP TIME	KPH	DIFF	TIME OF DAY
1 - D1	OUTLAP	30.563	38.819	34.176					18:17:12.527
2 - D1	27.775	33.717	39.906	33.760	241.0	2:15.158	147.63	7.843	18:19:27.686
3 - D1	25.076	30.144	38.504	33.659	245.4	2:07.383 (2)	156.65	0.068	18:21:35.070
4 - D1	25.080	29.958	38.307	33.969	245.4	2:07.315 (1)	156.73		18:23:42.385
5 - D1	25.294	30.029	38.504	33.794	243.7	2:07.621	156.35	0.306	18:25:50.007
6 - D1	25.176	30.086	38.614	33.941	249.4	2:07.817	156.11	0.502	18:27:57.825
7 - D1	25.096	30.084	38.483	33.881	246.0	2:07.544 (3)	156.45	0.229	18:30:05.369

P8		37 Pro/An GDL Racing Team		Lamborghini Huracan ST					
IDEAL LAP TIME : 2:07.640		BEST LAP TIME : 2:07.729		DIFFERENCE : 0.089					
D1: Rik BREUKERS		D2: Nigel FARMER							
LAP	SECTOR 1	SECTOR 2	SECTOR 3	SECTOR 4	SPEED TRAP	LAP TIME	KPH	DIFF	TIME OF DAY
1 - D2	OUTLAP	30.560	39.379	34.300					18:19:07.279
2 - D2	25.210	30.164	38.839	33.516	246.0	2:07.729 (1)	156.22		18:21:15.008
3 - D2	25.213	33.117	39.887	36.858	247.7	2:15.075	147.73	7.346	18:23:30.083
4 - D2	25.121	30.601	39.272	35.068	248.2	2:10.062 (3)	153.42	2.333	18:25:40.145
5 - D2	25.917	30.804	39.672	33.956	247.1	2:10.349	153.08	2.620	18:27:50.494
6 - D2	25.318	30.839	39.496	33.663	248.2	2:09.316 (2)	154.31	1.587	18:29:59.810
7 - D2	25.816	31.854	41.073	IN PIT	248.2	2:24.746 P	137.86	17.017	18:32:24.556

P9		2 PRO Leipart		Lamborghini Huracan ST					
IDEAL LAP TIME : 2:07.587		BEST LAP TIME : 2:07.952		DIFFERENCE : 0.364					
D1: Ben GERSEKOWSKI		D2: Rory COLLINGBOURNE							
LAP	SECTOR 1	SECTOR 2	SECTOR 3	SECTOR 4	SPEED TRAP	LAP TIME	KPH	DIFF	TIME OF DAY
1 - D1	OUTLAP	32.909	40.873	35.772					18:17:28.543
2 - D1	25.942	32.139	43.721	35.373	244.8	2:17.175 (3)	145.46	9.223	18:19:45.719
3 - D1	25.416	30.331	38.483	33.721	246.0	2:07.952 (1)	155.95		18:21:53.671
4 - D1	25.439	30.022	1:00.745	34.770	246.0	2:30.977	132.17	23.024	18:24:24.648
5 - D1	25.404	30.257	39.064	37.920	246.0	2:12.646 (2)	150.43	4.693	18:26:37.294
6 - D1	25.361	30.210	1:09.535	IN PIT	247.7	3:12.355 P	103.73	1:04.403	18:29:49.650

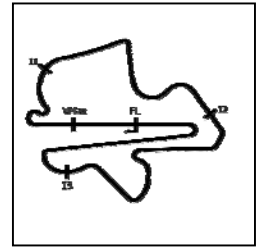
P10		66 AM Top Speed Racing Team		Lamborghini Huracan ST					
IDEAL LAP TIME : 2:07.711		BEST LAP TIME : 2:08.012		DIFFERENCE : 0.301					
D1: George CHOU		D2: Samson CHAN							
LAP	SECTOR 1	SECTOR 2	SECTOR 3	SECTOR 4	SPEED TRAP	LAP TIME	KPH	DIFF	TIME OF DAY
1 - D1	OUTLAP	34.854	41.265	35.319					18:18:19.234
2 - D1	25.226	30.058	38.719	34.009	247.1	2:08.012 (1)	155.88		18:20:27.246
3 - D1	25.186	30.142	39.002	33.748	247.7	2:08.078 (2)	155.80	0.066	18:22:35.324
4 - D1	25.202	30.379	54.166	43.587	247.7	2:33.334	130.13	25.322	18:25:08.658
5 - D1	25.309	30.273	38.932	33.963	247.1	2:08.477	155.31	0.465	18:27:17.135
6 - D1	25.434	30.166	38.769	34.041	248.2	2:08.410 (3)	155.39	0.398	18:29:25.545
7 - D1	25.427	30.459	39.334	IN PIT	248.8	2:25.236 P	137.39	17.224	18:31:50.781

Weather / Track : Sunny / Dry

Sepang International Circuit
 Circuit Length = 5.543 km
 Start: 18:15 Flag 18:30 End: 18:37

Lamborghini Super Trofeo Asia 2017

QUALIFYING 2 - SECTOR ANALYSIS



SECTOR 1 = FL to I1, SECTOR 2 = I1 to I2, SECTOR 3 = I2 to I3, SECTOR 4 = I3 to FL, DIFF = Difference To Personal Best Lap, P = Crossed Finish Line in Pit Lane, D = Time Disallowed

P11 57 AM P.S.C		Lamborghini Huracan ST							
IDEAL LAP TIME : 2:10.848		BEST LAP TIME : 2:10.933		DIFFERENCE : 0.085					
D1: Sarun SEREETHORAKI		D2: Saravut SEREETHORANA							
LAP	SECTOR 1	SECTOR 2	SECTOR 3	SECTOR 4	SPEED TRAP	LAP TIME	KPH	DIFF	TIME OF DAY
1 - D2	OUTLAP	35.765	48.825	39.218					18:17:43.712
2 - D2	26.025	31.302	39.976	34.383	244.8	2:11.686 (2)	151.53	0.753	18:19:55.399
3 - D2	25.987	31.206	40.436	34.462	246.0	2:12.091	151.06	1.157	18:22:07.490
4 - D2	26.150	31.370	40.874	34.688	246.5	2:13.082	149.94	2.148	18:24:20.572
5 - D2	25.886	31.456	40.444	35.043	246.5	2:12.829	150.22	1.895	18:26:33.401
6 - D2	26.072	31.287	40.286	34.416	243.7	2:12.061 (3)	151.10	1.127	18:28:45.462
7 - D2	25.825	30.912	40.061	34.135	246.5	2:10.933 (1)	152.40		18:30:56.395

P12 77 LC Siam Gas Racing Kong		Lamborghini Huracan ST							
IDEAL LAP TIME : 2:10.702		BEST LAP TIME : 2:11.174		DIFFERENCE : 0.471					
D1: Supachai WEERABORWO									
LAP	SECTOR 1	SECTOR 2	SECTOR 3	SECTOR 4	SPEED TRAP	LAP TIME	KPH	DIFF	TIME OF DAY
1 - D1	OUTLAP	32.323	43.062	35.281					18:17:36.411
2 - D1	26.122	31.047	40.818	34.411	243.7	2:12.399	150.71	1.225	18:19:48.810
3 - D1	25.592	31.214	40.028	34.340	243.7	2:11.174 (1)	152.12		18:21:59.985
4 - D1	25.877	30.933	40.235	34.248		2:11.293 (2)	151.98	0.119	18:24:11.278
5 - D1	25.860	31.019	40.110	34.504		2:11.493	151.75	0.319	18:26:22.772
6 - D1	25.950	31.012	40.521	34.439		2:11.922	151.26	0.748	18:28:34.695
7 - D1	25.493	31.125	40.246	34.524		2:11.388 (3)	151.87	0.214	18:30:46.083

P13 88 LC Petri Corse		Lamborghini Huracan ST							
IDEAL LAP TIME : 2:11.435		BEST LAP TIME : 2:12.595		DIFFERENCE : 1.160					
D1: Gabriele MURRONI									
LAP	SECTOR 1	SECTOR 2	SECTOR 3	SECTOR 4	SPEED TRAP	LAP TIME	KPH	DIFF	TIME OF DAY
1 - D1	OUTLAP	31.530	39.967	34.591					18:17:18.289
2 - D1	26.797	32.323	40.700	35.277	241.6	2:15.097	147.70	2.502	18:19:33.386
3 - D1	26.423	31.089	40.236	36.028	242.1	2:13.776 (3)	149.16	1.181	18:21:47.162
4 - D1	26.233	31.160	40.248	34.954	244.8	2:12.595 (1)	150.49		18:23:59.757
5 - D1	26.041	31.040	39.961	50.362	243.7	2:27.404	135.37	14.809	18:26:27.161
6 - D1	26.822	31.273	39.986	34.662	234.7	2:12.743 (2)	150.32	0.148	18:28:39.904
7 - D1	26.111	30.842	55.590	IN PIT	246.0	2:52.959 P	115.37	40.364	18:31:32.863

P14 89 LC Tedco Racing		Lamborghini Huracan ST							
IDEAL LAP TIME : 2:12.167		BEST LAP TIME : 2:12.867		DIFFERENCE : 0.700					
D1: Bill NG									
LAP	SECTOR 1	SECTOR 2	SECTOR 3	SECTOR 4	SPEED TRAP	LAP TIME	KPH	DIFF	TIME OF DAY
1 - D1	OUTLAP	32.722	40.922	34.941					18:17:46.732
2 - D1	26.089	31.717	40.647	34.524	244.3	2:12.977 (2)	150.06	0.110	18:19:59.709
3 - D1	26.410	31.500	40.054	34.903		2:12.867 (1)	150.18		18:22:12.576
4 - D1	26.337	31.654	40.721	34.850		2:13.562 (3)	149.40	0.695	18:24:26.138
5 - D1	26.531	31.745	40.960	35.101		2:14.337	148.54	1.470	18:26:40.475
6 - D1	26.158	32.057	41.047	35.219		2:14.481	148.38	1.614	18:28:54.956
7 - D1	32.029	39.686	49.149	IN PIT	187.1	2:44.963 P	120.96	32.096	18:31:39.919

P15 98 LC Arrows Racing		Lamborghini Huracan ST							
IDEAL LAP TIME : 2:13.239		BEST LAP TIME : 2:13.877		DIFFERENCE : 0.638					
D1: Michael CHOI		D2: Keith CHAN							
LAP	SECTOR 1	SECTOR 2	SECTOR 3	SECTOR 4	SPEED TRAP	LAP TIME	KPH	DIFF	TIME OF DAY
1 - D2	OUTLAP	34.177	44.980	37.946					18:17:51.685
2 - D2	26.188	33.124	41.005	35.119	245.4	2:15.436	147.33	1.559	18:20:07.121
3 - D2	26.407	32.418	40.426	34.708	245.4	2:13.959 (3)	148.96	0.082	18:22:21.080
4 - D2	26.389	32.222	40.729	34.546	246.0	2:13.886 (2)	149.04	0.009	18:24:34.966
5 - D2	26.275	32.079	40.932	34.591	244.8	2:13.877 (1)	149.05		18:26:48.843
6 - D2	27.248	33.537	46.061	IN PIT	244.8	2:34.019 P	129.56	20.142	18:29:22.862

Weather / Track : Sunny / Dry

Sepang International Circuit
 Circuit Length = 5.543 km
 Start: 18:15 Flag 18:30 End: 18:37

Lamborghini Super Trofeo Asia 2017

QUALIFYING 2 - BEST SPEEDS

POS	NO	NAME	VMAX	KPH
1	15	FFF Racing Team		250.5
2	11	Clazzio Racing		250.0
3	6	X-One Racing Team		250.0
4	33	Leipart		249.4
5	5	FFF Racing Team		249.4
6	3	Lazarus		248.8
7	69	X-One Racing Team		248.8
8	66	Top Speed Racing Team		248.8
9	37	GDL Racing Team		248.2
10	2	Leipart		247.7
11	57	P.S.C		246.5
12	88	Petri Corse		246.0
13	98	Arrows Racing		246.0
14	89	Tedco Racing		244.3
15	77	Siam Gas Racing Kong		243.7

Weather / Track : Sunny / Dry

Results can be found at www.tsl-timing.com

Sepang International Circuit
Circuit Length = 5.543 km
Start: 18:15 Flag 18:30 End: 18:37

Printed - 18:40 Friday, 07 April 2017

Lamborghini Super Trofeo Asia 2017

QUALIFYING 2 - BEST SECTORS

SECTOR 1				SECTOR 2				SECTOR 3				SECTOR 4				IDEAL / BEST COMPARISON		
POS	NO	NAME	TIME	NO	NAME	TIME	NO	NAME	TIME	NO	NAME	TIME	POS	NO	NAME	IDEAL	BEST	DIFF
															PERFECT LAP	2:03.945		
1	11	Clazzio	24.625	11	Clazzio	29.324	11	Clazzio	37.026	11	Clazzio	32.970	1	11	Clazzio Racing	2:03.945	2:04.260	0.315
2	6	X-One R	24.741	6	X-One R	29.368	6	X-One R	37.216	6	X-One R	33.070	2	6	X-One Racing Team	2:04.395	2:04.472	0.077
3	3	Lazarus	24.805	3	Lazarus	29.614	3	Lazarus	37.427	3	Lazarus	33.404	3	3	Lazarus	2:05.250	2:05.755	0.505
4	15	FFF Rac	24.992	15	FFF Rac	29.715	69	X-One R	37.803	69	X-One R	33.464	4	15	FFF Racing Team	2:06.028	2:06.334	0.306
5	69	X-One R	25.050	69	X-One R	29.737	33	Leipart	37.848	15	FFF Rac	33.468	5	69	X-One Racing Team	2:06.055	2:06.368	0.312
6	5	FFF Rac	25.076	33	Leipart	29.943	15	FFF Rac	37.852	37	GDL Rac	33.516	6	33	Leipart	2:06.733	2:07.026	0.292
7	37	GDL Rac	25.121	5	FFF Rac	29.958	5	FFF Rac	38.307	5	FFF Rac	33.659	7	5	FFF Racing Team	2:07.000	2:07.315	0.314
8	66	Top Spe	25.186	2	Leipart	30.022	2	Leipart	38.483	2	Leipart	33.721	8	2	Leipart	2:07.587	2:07.952	0.364
9	33	Leipart	25.192	66	Top Spe	30.058	66	Top Spe	38.719	66	Top Spe	33.748	9	37	GDL Racing Team	2:07.640	2:07.729	0.089
10	2	Leipart	25.361	37	GDL Rac	30.164	37	GDL Rac	38.839	33	Leipart	33.750	10	66	Top Speed Racing Team	2:07.711	2:08.012	0.301
11	77	Siam Ga	25.493	88	Petri C	30.842	88	Petri C	39.961	57	P.S.C	34.135	11	77	Siam Gas Racing Kong	2:10.702	2:11.174	0.471
12	57	P.S.C	25.825	57	P.S.C	30.912	57	P.S.C	39.976	77	Siam Ga	34.248	12	57	P.S.C	2:10.848	2:10.933	0.085
13	88	Petri C	26.041	77	Siam Ga	30.933	77	Siam Ga	40.028	89	Tedco R	34.524	13	88	Petri Corse	2:11.435	2:12.595	1.160
14	89	Tedco R	26.089	89	Tedco R	31.500	89	Tedco R	40.054	98	Arrows	34.546	14	89	Tedco Racing	2:12.167	2:12.867	0.700
15	98	Arrows	26.188	98	Arrows	32.079	98	Arrows	40.426	88	Petri C	34.591	15	98	Arrows Racing	2:13.239	2:13.877	0.638

Weather / Track : Sunny / Dry

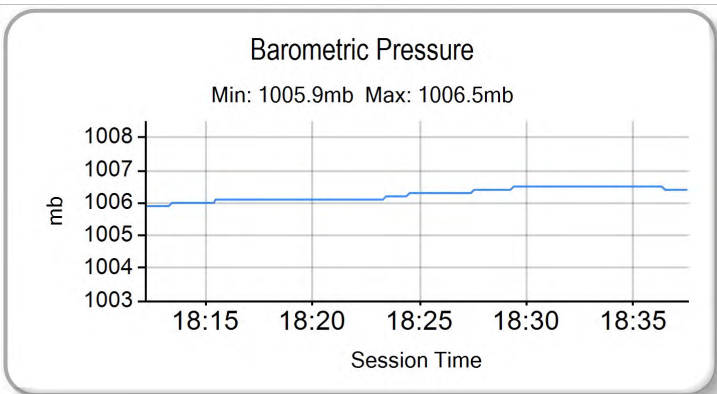
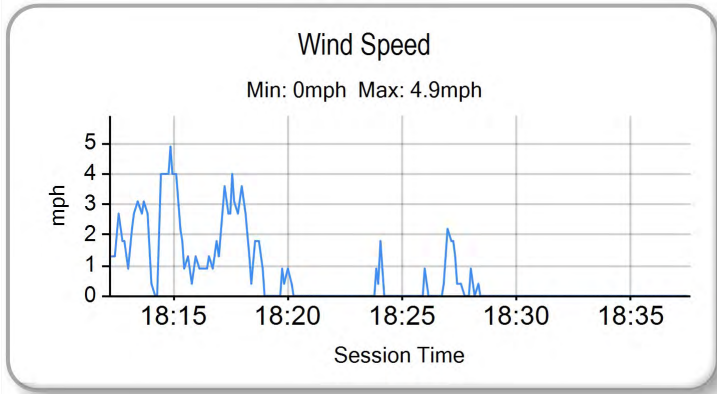
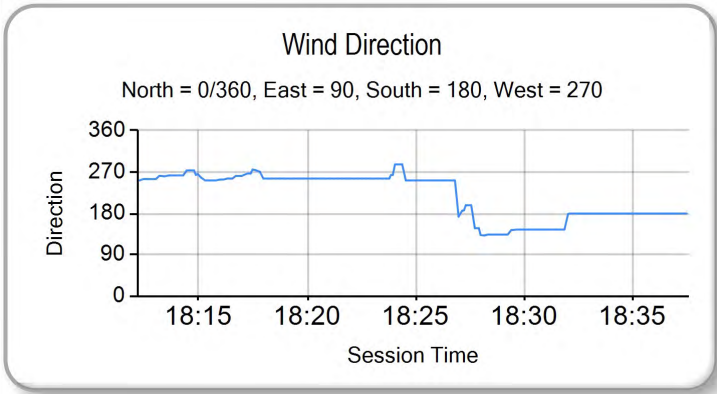
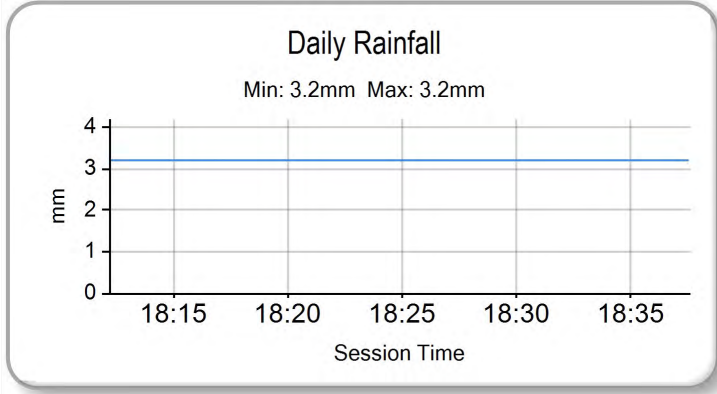
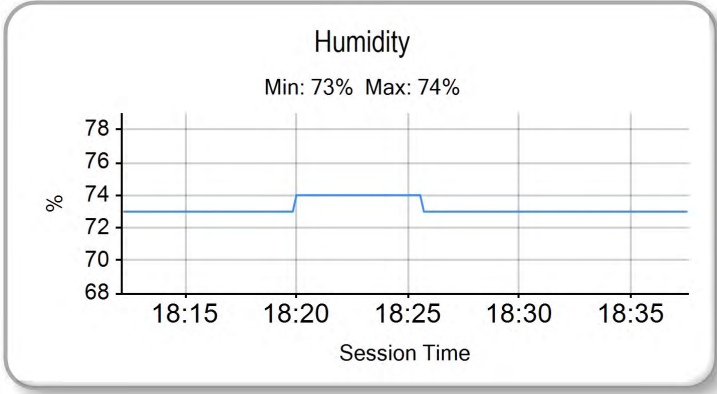
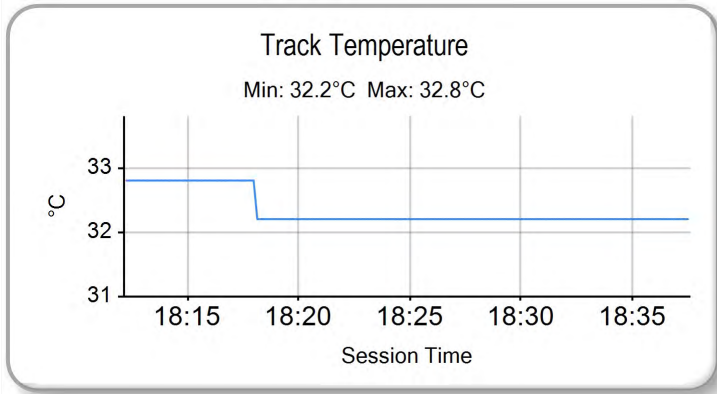
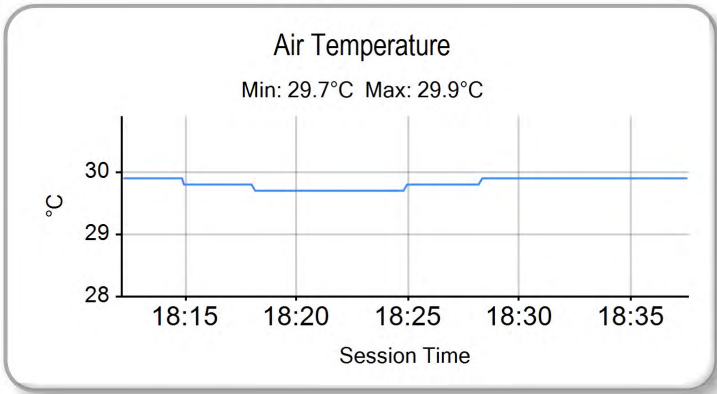
Results can be found at www.tsl-timing.com

Sepang International Circuit
Circuit Length = 5.543 km
Start: 18:15 Flag 18:30 End: 18:37

Printed - 18:40 Friday, 07 April 2017

Lamborghini Super Trofeo Asia 2017

QUALIFYING 2 - WEATHER CONDITIONS



Weather / Track : Sunny / Dry

Results can be found at www.tsl-timing.com

Sepang International Circuit
 Circuit Length = 5.543 miles
 Start: 18:15 Flag 18:30 End: 18:37

Printed - 18:41 Friday, 07 April 2017

Lamborghini Super Trofeo Asia 2017

RACE 2 - ROUND 2 - GRID (50 minutes) - FINAL



ROW 8	15	2:13.877	98 Arrows Racing	
ROW 7	13	2:12.595	88 Petri Corse	14
				2:12.867
				89 Tedco Racing
ROW 6	11	2:10.933	57 P.S.C	12
				2:11.133
				77 Top Speed Racing Team
ROW 5	9	2:07.952	2 Leipart	10
				2:08.012
				66 Top Speed Racing Team
ROW 4	7	2:07.315	5 FFF Racing Team	8
				2:07.729
				37 GDL Racing Team
ROW 3	5	2:06.368	69 X-One Racing Team	6
				2:07.026
				33 Leipart
ROW 2	3	2:05.755	3 Lazarus	4
				2:06.334
				15 FFF Racing Team
ROW 1	1	2:04.260	11 Clazzio Racing	2
				2:04.472
				6 X-One Racing Team
Pole				

Sepang International Circuit
Circuit Length = 5.543 km

Race Director : Ravin

Stewards :

Timekeeper :

Lamborghini Super Trofeo Asia 2017

RACE 1 - ROUND 1 - CLASSIFICATION - FINAL



POS	NO	CL	PIC	TEAM / DRIVERS	CAR	LAPS	TIME	GAP	DIFF	KPH	BEST	ON
1	37	Pro/Am	1	GDL Racing Team Rik BREUKERS (NZL) / Nigel FARMER (HKG)	Lamborghini Huracan ST	22	52:13.673			140.09	2:05.619	3
2	3	PRO	1	Lazarus Artur JANOSZ (POL) / Meindert VAN BUUREN (NED)	Lamborghini Huracan ST	22	52:36.461	22.788	22.788	139.08	2:06.548	2
3	11	PRO	2	Clazzio Racing Aliq YAZID (MAS) / Cozzolino KEI (JPN)	Lamborghini Huracan ST	22	52:36.486	22.813	0.025	139.08	2:04.695	4
4	2	PRO	3	Leipart Ben GERSEKOWSKI (AUS) / Rory COLLINGBOURNE (GBR)	Lamborghini Huracan ST	22	52:53.602	39.929	17.116	138.33	2:06.970	4
5	69	AM	1	X-One Racing Team Andrew HARYANTO (INA)	Lamborghini Huracan ST	22	53:26.891	1:13.218	33.288	136.89	2:08.031	3
6	33	Pro/Am	2	Leipart Mikko ESKELINEN (FIN) / Maxx EBENAL (CAN)	Lamborghini Huracan ST	22	53:29.171	1:15.498	2.280	136.79	2:10.326	2
7	5	PRO	4	FFF Racing Team Armaan EBRAHIM (IND) / Jack BARTHOLOMEW (GBR)	Lamborghini Huracan ST	22	53:30.855	1:17.181	1.683	136.72	2:06.877	5
8	6	PRO	5	X-One Racing Team Antonio D'AMICO (ITA) / Nicolas COSTA (BRA)	Lamborghini Huracan ST	22	53:34.889	1:21.215	4.034	136.55	2:06.886	2
9	66	AM	2	Top Speed Racing Team Samson CHAN (HKG) / George CHOU (TPE)	Lamborghini Huracan ST	21	52:40.829	1 Lap	1 Lap	132.57	2:09.889	3
10	57	AM	3	P.S.C Sarun SEREETHORANAKUL (THA) / Saravut SEREETHORANAKUL (THA)	Lamborghini Huracan ST	21	52:41.539	1 Lap	0.710	132.54	2:07.300	3
11	77	LC	1	Top Speed Racing Team Supachai WEERABORWORNONG (THA)	Lamborghini Huracan ST	21	53:12.270	1 Lap	30.730	131.27	2:12.144	5
12	98	LC	2	Arrows Racing Michael CHOI (HKG) / Keith CHAN (HKG)	Lamborghini Huracan ST	21	53:51.890	1 Lap	39.619	129.66	2:12.898	4
13	15	PRO	6	FFF Racing Team Carrie SCHREINER (DEU) / Richard GODDARD (AUS)	Lamborghini Huracan ST	20	48:32.121	2 Laps	1 Lap	137.04	2:11.261	4
14	89	LC	3	Tedco Racing Bill NG (SIN)	Lamborghini Huracan ST	20	52:30.505	2 Laps	3:58.384	126.67	2:12.431	3
15	88	LC	4	Petri Corse Gabriele MURRONI (ITA)	Lamborghini Huracan ST	20	53:11.446	2 Laps	40.940	125.05	2:15.853	2

FASTEST LAP

11	PRO	Clazzio Racing Aliq YAZID (MAS) / Cozzolino KEI (JPN)	Lamborghini Huracan ST	4	2:04.695	99.43 mph	160.02 kph
37	Pro/Am	GDL Racing Team Rik BREUKERS (NZL) / Nigel FARMER (HKG)	Lamborghini Huracan ST	3	2:05.619	98.70 mph	158.85 kph
57	AM	P.S.C Sarun SEREETHORANAKUL (THA) / Saravut SEREETHORANAKUL (THA)	Lamborghini Huracan ST	3	2:07.300	97.40 mph	156.75 kph
77	LC	Top Speed Racing Team Supachai WEERABORWORNONG (THA)	Lamborghini Huracan ST	5	2:12.144	93.83 mph	151.00 kph

Weather / Track : Showers / Damp

Sepang International Circuit
Circuit Length = 5.543 km
Start: 17:38 Flag 18:30 End: 18:35

Race Director : Ravin	Stewards :	Timekeeper :
-----------------------	------------	--------------

Lamborghini Super Trofeo Asia 2017

RACE 1 - ROUND 1 - CLASSIFICATION BY CLASS - FINAL



CLASS : Lamborghini - PRO

POS	NO	NAME	ENTRY	LAPS	TIME	GAP	DIFF	KPH	BEST	ON
1	3	Lazarus	Lamborghini Huracan ST	22	52:36.461			139.08	2:06.548	2
2	11	Clazzio Racing	Lamborghini Huracan ST	22	52:36.486	0.025	0.025	139.08	2:04.695	4
3	2	Leipart	Lamborghini Huracan ST	22	52:53.602	17.141	17.116	138.33	2:06.970	4
4	5	FFF Racing Team	Lamborghini Huracan ST	22	53:30.855	54.393	37.252	136.72	2:06.877	5
5	6	X-One Racing Team	Lamborghini Huracan ST	22	53:34.889	58.427	4.034	136.55	2:06.886	2
6	15	FFF Racing Team	Lamborghini Huracan ST	20	48:32.121	2 Laps	2 Laps	137.04	2:11.261	4

CLASS : Lamborghini - Pro/Am

POS	NO	NAME	ENTRY	LAPS	TIME	GAP	DIFF	KPH	BEST	ON
1	37	GDL Racing Team	Lamborghini Huracan ST	22	52:13.673			140.09	2:05.619	3
2	33	Leipart	Lamborghini Huracan ST	22	53:29.171	1:15.498	1:15.498	136.79	2:10.326	2

CLASS : Lamborghini - AM

POS	NO	NAME	ENTRY	LAPS	TIME	GAP	DIFF	KPH	BEST	ON
1	69	X-One Racing Team	Lamborghini Huracan ST	22	53:26.891			136.89	2:08.031	3
2	66	Top Speed Racing Team	Lamborghini Huracan ST	21	52:40.829	1 Lap	1 Lap	132.57	2:09.889	3
3	57	P.S.C	Lamborghini Huracan ST	21	52:41.539	1 Lap	0.710	132.54	2:07.300	3

CLASS : Lamborghini - LC

POS	NO	NAME	ENTRY	LAPS	TIME	GAP	DIFF	KPH	BEST	ON
1	77	Top Speed Racing Team	Lamborghini Huracan ST	21	53:12.270			131.27	2:12.144	5
2	98	Arrows Racing	Lamborghini Huracan ST	21	53:51.890	39.619	39.619	129.66	2:12.898	4
3	89	Tedco Racing	Lamborghini Huracan ST	20	52:30.505	1 Lap	1 Lap	126.67	2:12.431	3
4	88	Petri Corse	Lamborghini Huracan ST	20	53:11.446	1 Lap	40.940	125.05	2:15.853	2

FASTEST LAP

11	PRO	Clazzio Racing	Lamborghini Huracan ST -	4	2:04.695	99.43 mph	160.02 kph
37	Pro/Am	GDL Racing Team	Lamborghini Huracan ST -	3	2:05.619	98.70 mph	158.85 kph
57	AM	P.S.C	Lamborghini Huracan ST -	3	2:07.300	97.40 mph	156.75 kph
77	LC	Top Speed Racing Team	Lamborghini Huracan ST -	5	2:12.144	93.83 mph	151.00 kph

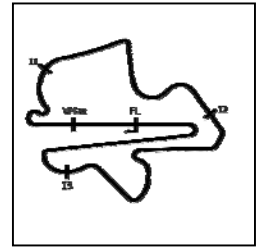
Weather / Track : Showers / Damp

Sepang International Circuit
Circuit Length = 5.543 km
Start: 17:38 Flag 18:30 End: 18:35

Race Director : Ravin	Stewards :	Timekeeper :
-----------------------	------------	--------------

Lamborghini Super Trofeo Asia 2017

RACE 1 - ROUND 1 - SECTOR ANALYSIS



SECTOR 1 = FL to I1, SECTOR 2 = I1 to I2 SECTOR 3 = I2 to I3, SECTOR 4 = I3 to FL, DIFF = Difference To Personal Best Lap, P = Crossed Finish Line in Pit Lane, D = Time Disallowed

2 - D1	26.981	32.501	40.881	35.490	248.2	2:15.853 (1)	146.88		17:42:55.014
3 - D1	27.006	31.494	41.821	36.463	248.2	2:16.784 (3)	145.88	0.931	17:45:11.798
4 - D1	27.169	31.816	43.716	36.174	248.8	2:18.875	143.68	3.022	17:47:30.674
5 - D1	27.050	32.005	41.622	35.694	247.7	2:16.371 (2)	146.32	0.518	17:49:47.045
6 - D1	28.670	33.609	42.494	35.942	244.8	2:20.715	141.81	4.862	17:52:07.760
7 - D1	28.019	34.676	45.761	37.619	245.4	2:26.075	136.60	10.222	17:54:33.835
8 - D1	28.668	34.712	45.553	36.845	246.0	2:25.778	136.88	9.925	17:56:59.613
9 - D1	27.725	34.795	44.941	37.714	240.5	2:25.175	137.45	9.322	17:59:24.788
10 - D1	28.684	36.723	46.152	38.076	246.5	2:29.635	133.35	13.782	18:01:54.423
11 - D1	29.177	38.657	48.160	38.985	245.4	2:34.979	128.75	19.126	18:04:29.402
12 - D1	30.375	38.598	48.848	IN PIT	237.8	2:44.451 P	121.34	28.598	18:07:13.853
13 - D1	OUTLAP	36.944	46.423	39.252		5:48.263	57.29	3:32.410	18:13:02.116
14 - D1	30.326	36.139	47.581	40.070	238.9	2:34.116	129.47	18.263	18:15:36.232
15 - D1	30.011	37.177	47.917	38.938	237.8	2:34.043	129.54	18.190	18:18:10.275
16 - D1	29.661	37.084	50.567	40.304	246.5	2:37.616	126.60	21.763	18:20:47.891
17 - D1	30.853	38.284	49.960	40.681	233.7	2:39.778	124.89	23.925	18:23:27.669
18 - D1	30.655	38.937	52.251	39.767	240.0	2:41.610	123.47	25.757	18:26:09.279
19 - D1	30.445	38.791	48.546	39.425	240.5	2:37.207	126.93	21.354	18:28:46.486
20 - D1	30.294	38.047	48.376	40.361	243.7	2:37.078	127.03	21.225	18:31:23.564

Lamborghini Super Trofeo Asia 2017

RACE 1 - ROUND 1 - LAP CHART

LAP 1 @ 17:40:20.753			LAP 2 @ 17:42:25.995			LAP 3 @ 17:44:31.205			LAP 4 @ 17:46:35.900			LAP 5 @ 17:48:40.871		
NO	BEHIND	LAP TIME	NO	BEHIND	LAP TIME	NO	BEHIND	LAP TIME	NO	BEHIND	LAP TIME	NO	BEHIND	LAP TIME
11		2:08.635	11		2:05.241	11		2:05.210	11		2:04.695	11		2:04.971
37	1.539	2:10.175	37	1.990	2:05.692	37	2.399	2:05.619	37	3.951	2:06.247	37	4.850	2:05.870
3	3.014	2:11.650	3	4.321	2:06.548	3	6.963	2:07.852	3	9.765	2:07.497	3	12.064	2:07.270
6	4.165	2:12.801	6	5.810	2:06.886	6	8.596	2:07.995	6	10.971	2:07.070	6	13.569	2:07.569
69	4.583	2:13.218	2	7.658	2:07.816	2	9.464	2:07.015	2	11.739	2:06.970	2	14.453	2:07.684
2	5.084	2:13.719	5	8.213	2:08.119	5	10.284	2:07.280	5	13.358	2:07.768	5	15.264	2:06.877
5	5.336	2:13.971	69	8.771	2:09.430	69	11.593	2:08.031	69	14.937	2:08.039	69	18.661	2:08.694
57	7.852	2:16.488	57	10.670	2:08.059	57	12.761	2:07.300	57	15.848	2:07.782	57	19.106	2:08.228
33	10.742	2:19.377	33	15.826	2:10.326	33	21.895	2:11.278	33	28.032	2:10.832	33	33.539	2:10.478
89	14.002	2:22.637	89	21.640	2:12.880	89	28.862	2:12.431	89	37.420	2:13.253	89	47.304	2:14.854
98	17.969	2:26.605	98	27.949	2:15.221	98	36.698	2:13.959	98	44.901	2:12.898	15	53.823	2:11.631
88	18.407	2:27.043	88	29.019	2:15.853	77	39.936	2:15.530	15	47.163	2:11.261	98	55.415	2:15.485
77	18.831	2:27.466	77	29.615	2:16.026	88	40.593	2:16.784	77	48.809	2:13.568	77	55.982	2:12.144
15	26.258	2:34.894	15	33.430	2:12.413	15	40.597	2:12.376	88	54.774	2:18.875	88	1:06.174	2:16.371
66	1:03.689	3:12.325	66	1:08.499	2:10.051	66	1:13.178	2:09.889	66	1:18.596	2:10.113	66	1:23.733	2:10.108

Weather / Track : Showers / Damp

Results can be found at www.tsl-timing.com

Page 1 of 5

Sepang International Circuit
Circuit Length = 5.543 miles
Start: 17:38 Flag 18:30 End: 00:00

Printed - 18:37 Saturday, 08 April 2017

Lamborghini Super Trofeo Asia 2017

RACE 1 - ROUND 1 - LAP CHART

LAP 6 @ 17:50:46.335			LAP 7 @ 17:52:56.785			LAP 8 @ 17:55:09.814			LAP 9 @ 17:57:24.702			LAP 10 @ 17:59:40.059		
NO	BEHIND	LAP TIME	NO	BEHIND	LAP TIME	NO	BEHIND	LAP TIME	NO	BEHIND	LAP TIME	NO	BEHIND	LAP TIME
11		2:05.464	11		2:10.450	11		2:13.029	11		2:14.888	11		2:15.356
37	6.296	2:06.910	37	6.396	2:10.549	37	6.168	2:12.801	37	4.341	2:13.061	37	3.099	2:14.114
3	13.937	2:07.337	3	15.182	2:11.695	3	14.494	2:12.341	3	13.463	2:13.858	3	13.520	2:15.413
6	16.063	2:07.958	6	17.787	2:12.174	6	18.300	2:13.541	89	1 Lap	2:30.348	6	18.099	2:16.271
2	16.778	2:07.789	2	18.202	2:11.873	2	19.510	2:14.336	6	17.184	2:13.772	2	20.074	2:15.642
5	17.513	2:07.713	5	18.805	2:11.742	5	20.090	2:14.313	2	19.788	2:15.166	5	22.923	2:17.126
69	22.379	2:09.182	57	22.861	2:10.842	57	24.402	2:14.569	5	21.153	2:15.951	57	26.233	2:17.370
57	22.469	2:08.827	69	26.142	2:14.212	69	34.478	2:21.365	57	24.219	2:14.706	89	1 Lap	2:34.932 P
33	41.853	2:13.777	33	49.419	2:18.016	33	55.291	2:18.900	69	38.713	2:19.124	69	43.205	2:19.847
89	55.987	2:14.147	15	1:08.077	2:16.663	15	1:12.692	2:17.644	33	1:01.073	2:20.670	33	1:14.781	2:29.064 P
15	1:01.864	2:13.504	77	1:08.694	2:16.024	77	1:13.847	2:18.181	77	1:17.919	2:18.961	77	1:23.478	2:20.915
77	1:03.120	2:12.602	98	1:18.868	2:21.742	98	1:32.171	2:26.331	15	1:21.263	2:23.459 P	66	1:53.229	2:23.331
98	1:07.576	2:17.625	66	1:35.788	2:15.029	66	1:40.126	2:17.367	98	1:40.603	2:23.320	98	1:57.903	2:32.656
88	1:21.425	2:20.715	88	1:37.050	2:26.075	88	1:49.799	2:25.778	66	1:45.254	2:20.017	88	2:14.364	2:29.635
66	1:31.209	2:12.940	89	2:12.847	3:27.309				88	2:00.085	2:25.175			

Weather / Track : Showers / Damp

Results can be found at www.tsl-timing.com

Page 2 of 5

Sepang International Circuit
 Circuit Length = 5.543 miles
 Start: 17:38 Flag 18:30 End: 00:00

Printed - 18:37 Saturday, 08 April 2017

Lamborghini Super Trofeo Asia 2017

RACE 1 - ROUND 1 - LAP CHART

LAP 11 @ 18:01:57.660			LAP 12 @ 18:04:20.262			LAP 13 @ 18:06:45.124			LAP 14 @ 18:09:40.352			LAP 15 @ 18:13:38.857		
NO	BEHIND	LAP TIME	NO	BEHIND	LAP TIME	NO	BEHIND	LAP TIME	NO	BEHIND	LAP TIME	NO	BEHIND	LAP TIME
11		2:17.601	37		2:20.310	37		2:24.862 P	5		2:29.063 P	37		2:23.721
37	2.291	2:16.793	11	1.930	2:24.532 P	5	26.164	2:25.158	89	2 Laps	2:36.217	57	1 Lap	2:27.722
3	15.097	2:19.178	88	1 Lap	2:34.979	89	2 Laps	2:38.903	98	2 Laps	5:29.277	66	1 Lap	2:22.600
6	19.409	2:18.911	89	2 Laps	4:18.431	88	1 Lap	2:44.451 P	15	1 Lap	2:24.685	3	20.915	2:21.903
2	20.867	2:18.394	3	17.443	2:24.948 P	15	1 Lap	2:23.524	33	1 Lap	2:22.653	2	33.689	2:22.153
5	27.171	2:21.849	6	22.185	2:25.378 P	69	55.018	2:28.759 P	6	1 Lap	5:55.408	11	37.067	2:19.302
57	29.017	2:20.385	2	23.807	2:25.541 P	33	1 Lap	2:21.521	77	1 Lap	2:54.586	5	47.831	4:46.336
15	1 Lap	4:00.089	5	25.868	2:21.299	77	1 Lap	4:06.460	37	1:34.783	4:30.011	69	1:01.567	2:22.107
69	49.232	2:23.628	57	34.063	2:27.647 P	66	1 Lap	5:06.177	57	1 Lap	6:27.562	98	1 Lap	2:29.431
77	1:51.463	2:45.586 P	15	1 Lap	2:24.388	3	2:32.734	4:40.153	66	1 Lap	2:22.468	15	1:08.350	2:24.478
66	2:07.569	2:31.941 P	69	51.120	2:24.489	2	2:41.458	4:42.513	3	1:57.517	2:20.011	33	1:20.335	2:23.163
98	2:21.599	2:41.297 P	33	1 Lap	4:34.550	11	2:52.802	5:15.734	2	2:10.041	2:23.811	89	1 Lap	2:41.643
									11	2:16.269	2:18.694	6	1:41.569	2:20.627
									98	1 Lap	2:28.861	88	1 Lap	2:34.116
									69	2:37.964	4:38.174	77	2:18.039	2:34.314
									15	2:42.377	2:24.075			
									89	1 Lap	2:40.035			
									33	2:55.677	2:22.463			
									6	3:19.446	2:21.943			
									88	1 Lap	5:48.263			
									77	3:42.230	2:32.413			

Weather / Track : Showers / Damp

Results can be found at www.tsl-timing.com

Page 3 of 5

Sepang International Circuit
 Circuit Length = 5.543 miles
 Start: 17:38 Flag 18:30 End: 00:00

Printed - 18:37 Saturday, 08 April 2017

Lamborghini Super Trofeo Asia 2017

RACE 1 - ROUND 1 - LAP CHART

LAP 16 @ 18:16:01.518			LAP 17 @ 18:18:25.758			LAP 18 @ 18:20:49.063			LAP 19 @ 18:23:12.505			LAP 20 @ 18:25:36.441		
NO	BEHIND	LAP TIME	NO	BEHIND	LAP TIME	NO	BEHIND	LAP TIME	NO	BEHIND	LAP TIME	NO	BEHIND	LAP TIME
37		2:22.661	37		2:24.240	37		2:23.305	37		2:23.442	37		2:23.935
57	1 Lap	2:27.205	77	1 Lap	2:35.308	77	1 Lap	2:33.357	88	2 Laps	2:39.778	66	1 Lap	2:25.459
66	1 Lap	2:23.078	57	1 Lap	2:26.647	66	1 Lap	2:24.908	66	1 Lap	2:24.927	3	23.995	2:23.392
3	21.630	2:23.376	66	1 Lap	2:24.495	57	1 Lap	2:26.532	3	24.538	2:25.474	11	24.210	2:21.933
2	33.985	2:22.956	3	21.272	2:23.882	3	22.507	2:24.540	57	1 Lap	2:27.937	57	1 Lap	2:27.006
11	34.429	2:20.022	11	31.235	2:21.046	11	28.720	2:20.789	11	26.212	2:20.935	88	2 Laps	2:41.610
5	55.194	2:30.023 P	2	34.244	2:24.499	2	35.186	2:24.247	77	1 Lap	2:38.915	2	36.770	2:25.187
69	1:01.634	2:22.728	69	1:01.798	2:24.403	69	1:04.195	2:25.702	2	35.517	2:23.773	77	1 Lap	2:35.530
15	1:09.661	2:23.971	15	1:08.956	2:23.535	15	1:08.935	2:23.284	69	1:06.842	2:26.089	15	1:07.798	2:23.342
98	1 Lap	2:28.735	98	1 Lap	2:27.221	5	1:18.216	2:23.394	15	1:08.390	2:22.897	69	1:08.686	2:25.778
33	1:20.737	2:23.063	5	1:18.127	2:47.173	33	1:18.605	2:22.891	33	1:18.145	2:22.983	33	1:18.155	2:23.944
6	1:39.774	2:20.865	33	1:19.018	2:22.521	98	1 Lap	2:29.915	5	1:19.223	2:24.449	5	1:19.245	2:23.957
89	1 Lap	2:36.521	6	1:36.723	2:21.189	6	1:34.907	2:21.489	98	1 Lap	2:27.162	6	1:29.905	2:21.516
88	1 Lap	2:34.043	89	1 Lap	2:34.680	89	1 Lap	2:35.477	6	1:32.324	2:20.860	98	1 Lap	2:28.714
			88	1 Lap	2:37.616				89	1 Lap	2:34.841			

Weather / Track : Showers / Damp

Lamborghini Super Trofeo Asia 2017

RACE 1 - ROUND 1 - LAP CHART

LAP 21 @ 18:28:01.108			LAP 22 @ 18:30:25.791		
NO	BEHIND	LAP TIME	NO	BEHIND	LAP TIME
37		2:24.667	37		2:24.682
89	2 Laps	2:34.390	89	2 Laps	2:36.568
66	1 Lap	2:24.614	3	22.788	2:22.566
3	24.904	2:25.577	11	22.813	2:22.372
11	25.123	2:25.580	66	1 Lap	2:28.992
57	1 Lap	2:24.178	57	1 Lap	2:24.540
2	38.041	2:25.939	2	39.929	2:26.570
88	2 Laps	2:37.207	88	2 Laps	2:37.078
77	1 Lap	2:31.688	77	1 Lap	2:32.692
69	1:09.800	2:25.782	69	1:13.218	2:28.100
33	1:17.221	2:23.734	33	1:15.498	2:22.959
5	1:18.415	2:23.837	5	1:17.181	2:23.448
6	1:25.936	2:20.699	6	1:21.215	2:19.961
98	1 Lap	2:27.037	98	1 Lap	2:28.395

Weather / Track : Showers / Damp

Results can be found at www.tsl-timing.com

Page 5 of 5

Sepang International Circuit
 Circuit Length = 5.543 miles
 Start: 17:38 Flag 18:30 End: 00:00

Printed - 18:37 Saturday, 08 April 2017

Lamborghini Super Trofeo Asia 2017

RACE 1 - ROUND 1 - POSITION CHART

No	Name	Lap																						
		Pos	1	2	3	4	5	6	7	8	9	10	11	12	13	14	15	16	17	18	19	20	21	22
11	Clazzio Racing	1	11	11	11	11	11	11	11	11	11	11	11	11	37	37	5	37	37	37	37	37	37	37
37	GDL Racing Team	2	37	37	37	37	37	37	37	37	37	37	37	37	11	5	37	3	3	3	3	3	3	3
3	Lazarus	3	3	3	3	3	3	3	3	3	3	3	3	3	3	69	3	2	2	11	11	11	11	11
6	X-One Racing Team	4	6	6	6	6	6	6	6	6	6	6	6	6	6	3	2	11	11	2	2	2	2	2
2	Leipart	5	69	2	2	2	2	2	2	2	2	2	2	2	2	11	5	5	69	69	69	15	69	69
69	X-One Racing Team	6	2	5	5	5	5	5	5	5	5	5	5	5	11	69	69	69	15	15	15	69	33	33
5	FFF Racing Team	7	5	69	69	69	69	69	69	57	57	57	57	57	57	15	15	15	15	5	5	33	33	5
57	P.S.C	8	57	57	57	57	57	57	69	69	69	69	69	69	33	33	33	33	33	33	5	5	6	6
15	FFF Racing Team	9	33	33	33	33	33	33	33	33	33	33	33	33	77	88	6	6	6	6	6	6	6	66
33	Leipart	10	89	89	89	89	89	89	15	15	77	77	66	15	77	77	77	77	77	66	66	66	57	57
66	Top Speed Racing Team	11	98	98	98	98	15	15	77	77	15	66	98	33	57	57	57	57	66	57	57	57	77	77
98	Arrows Racing	12	88	88	77	15	98	77	98	98	98	98	88	77	66	66	66	66	57	77	77	77	98	98
89	Tedco Racing	13	77	77	88	77	77	98	66	66	66	88	15	66	98	98	98	98	98	98	98	98	98	98
77	Top Speed Racing Team	14	15	15	15	88	88	88	88	88	88	15	33	89	89	89	89	89	89	89	89	89	89	89
88	Petri Corse	15	66	66	66	66	66	66	89	89	89	89	89	98	88	88	88	88	88	88	88	88	88	88

Weather / Track : Showers / Damp

Results can be found at www.tsl-timing.com

Sepang International Circuit
 Circuit Length = 5.543 miles
 Start: 17:38 Flag 18:30 End: 00:00

Printed - 18:38 Saturday, 08 April 2017

Lamborghini Super Trofeo Asia 2017

RACE 1 - ROUND 1 - BEST SPEEDS

POS	NO	NAME	VMAX	KPH
1	6	X-One Racing Team		252.9
2	69	X-One Racing Team		251.7
3	5	FFF Racing Team		251.7
4	11	Clazzio Racing		250.5
5	3	Lazarus		249.4
6	2	Leipart		249.4
7	66	Top Speed Racing Team		249.4
8	57	P.S.C		249.4
9	15	FFF Racing Team		249.4
10	98	Arrows Racing		248.8
11	89	Tedco Racing		248.8
12	88	Petri Corse		248.8
13	37	GDL Racing Team		248.2
14	77	Top Speed Racing Team		247.1
15	33	Leipart		243.7

Weather / Track : Showers / Damp

Results can be found at www.tsl-timing.com

Sepang International Circuit
Circuit Length = 5.543 km
Start: 17:38 Flag 18:30 End: 00:00

Printed - 18:37 Saturday, 08 April 2017

Lamborghini Super Trofeo Asia 2017

RACE 1 - ROUND 1 - BEST SECTORS

SECTOR 1				SECTOR 2				SECTOR 3				SECTOR 4				IDEAL / BEST COMPARISON		
POS	NO	NAME	TIME	NO	NAME	TIME	NO	NAME	TIME	NO	NAME	TIME	POS	NO	NAME	IDEAL	BEST	DIFF
															PERFECT LAP	2:04.657		
1	11	Clazzio	24.676	11	Clazzio	29.438	11	Clazzio	37.292	11	Clazzio	33.251	1	11	Clazzio Racing	2:04.657	2:04.695	0.038
2	6	X-One R	24.739	37	GDL Rac	29.627	37	GDL Rac	37.796	37	GDL Rac	33.324	2	37	GDL Racing Team	2:05.545	2:05.619	0.074
3	37	GDL Rac	24.798	3	Lazarus	29.821	3	Lazarus	38.014	57	P.S.C	33.455	3	3	Lazarus	2:06.517	2:06.548	0.031
4	5	FFF Rac	25.026	2	Leipart	29.924	2	Leipart	38.173	69	X-One R	33.510	4	6	X-One Racing Team	2:06.547	2:06.886	0.339
5	2	Leipart	25.027	5	FFF Rac	29.933	6	X-One R	38.174	5	FFF Rac	33.521	5	5	FFF Racing Team	2:06.688	2:06.877	0.189
6	3	Lazarus	25.040	69	X-One R	29.999	5	FFF Rac	38.208	6	X-One R	33.556	6	2	Leipart	2:06.820	2:06.970	0.150
7	57	P.S.C	25.173	57	P.S.C	30.014	57	P.S.C	38.488	3	Lazarus	33.642	7	57	P.S.C	2:07.130	2:07.300	0.170
8	69	X-One R	25.247	6	X-One R	30.078	69	X-One R	38.726	2	Leipart	33.695	8	69	X-One Racing Team	2:07.483	2:08.031	0.548
9	66	Top Spe	25.530	66	Top Spe	30.571	66	Top Spe	38.994	15	FFF Rac	34.040	9	66	Top Speed Racing Team	2:09.192	2:09.889	0.697
10	33	Leipart	25.588	15	FFF Rac	30.796	33	Leipart	39.323	66	Top Spe	34.097	10	33	Leipart	2:10.151	2:10.326	0.175
11	15	FFF Rac	25.781	33	Leipart	30.833	15	FFF Rac	39.921	33	Leipart	34.406	11	15	FFF Racing Team	2:10.539	2:11.261	0.722
12	77	Top Spe	25.794	77	Top Spe	31.259	77	Top Spe	40.027	77	Top Spe	34.443	12	77	Top Speed Racing Team	2:11.523	2:12.144	0.621
13	89	Tedco R	25.857	88	Petri C	31.494	89	Tedco R	40.142	98	Arrows	34.467	13	89	Tedco Racing	2:12.092	2:12.431	0.339
14	98	Arrows	26.107	89	Tedco R	31.542	98	Arrows	40.167	89	Tedco R	34.551	14	98	Arrows Racing	2:12.731	2:12.898	0.167
15	88	Petri C	26.981	98	Arrows	31.990	88	Petri C	40.881	88	Petri C	35.490	15	88	Petri Corse	2:14.846	2:15.853	1.007

Weather / Track : Showers / Damp

Results can be found at www.tsl-timing.com

Sepang International Circuit
 Circuit Length = 5.543 km
 Start: 17:38 Flag 18:30 End: 00:00

Printed - 18:37 Saturday, 08 April 2017

Lamborghini Super Trofeo Asia 2017

RACE 1 - ROUND 1 - DRIVER STATISTICS

POS	NO	CL	PIC	TEAM / DRIVERS	CAR	LAPS	RACE TIME	%	BEST	ON	KPH
1	37	Pro/Am	1	GDL Racing Team Rik BREUKERS (NZL) Nigel FARMER (HKG)	Lamborghini Huracan ST	22	52:13.673				
						13	28:33.006	54.66	2:05.619	3	158.85
						9	21:33.682	41.28	2:22.661	16	139.87
2	3	PRO	1	Lazarus Artur JANOSZ (POL) Meindert VAN BUUREN (NED)	Lamborghini Huracan ST	22	52:36.461				
						12	26:25.587	50.23	2:06.548	2	157.68
						10	23:49.859	45.30	2:20.011	14	142.52
3	11	PRO	2	Clazzio Racing Afiq YAZID (MAS) Cozzolino KEI (JPN)	Lamborghini Huracan ST	22	52:36.486				
						12	26:10.074	49.74	2:04.695	4	160.02
						10	23:27.078	44.58	2:18.694	14	143.87
4	2	PRO	3	Leipart Ben GERSEKOWSKI (AUS) Rory COLLINGBOURNE (GBR)	Lamborghini Huracan ST	22	52:53.602				
						12	26:31.951	50.16	2:06.970	4	157.16
						10	24:02.047	45.44	2:22.153	15	140.37
5	69	AM	1	X-One Racing Team Andrew HARYANTO (INA)	Lamborghini Huracan ST	22	53:26.891				
6	33	Pro/Am	2	Leipart Mikko ESKELINEN (FIN) Maxx EBENAL (CAN)	Lamborghini Huracan ST	22	53:29.171				
						10	22:42.722	42.46	2:10.326	2	153.11
						12	28:31.343	53.33	2:21.521	12	141.00
7	5	PRO	4	FFF Racing Team Armaan EBRAHIM (IND) Jack BARTHOLOMEW (GBR)	Lamborghini Huracan ST	22	53:30.855				
						14	31:28.234	58.81	2:06.877	5	157.27
						8	19:14.746	35.96	2:23.394	18	139.16
8	6	PRO	5	X-One Racing Team Antonio D'AMICO (ITA) Nicolas COSTA (BRA)	Lamborghini Huracan ST	22	53:34.889				
						12	26:30.329	49.47	2:06.886	2	157.26
						10	23:28.822	43.82	2:19.961	22	142.57
9	66	AM	2	Top Speed Racing Team Samson CHAN (HKG) George CHOU (TPE)	Lamborghini Huracan ST	21	52:40.829				
						11	25:53.111	49.14	2:09.889	3	153.62
						10	1:07:59.545	129.07	2:22.468	13	140.06
10	57	AM	3	P.S.C Sarun SEREETHORANAKUL (THA) Saravut SEREETHORANAKUL (THA)	Lamborghini Huracan ST	21	52:41.539				
						12	26:42.207	50.68	2:07.300	3	156.75
						9	22:03.773	41.87	2:24.178	20	138.40
11	77	LC	1	Top Speed Racing Team Supachai WEERABORWORNONG (THA)	Lamborghini Huracan ST	21	53:12.270				
						21	51:35.028	96.95	2:12.144	5	151.00
12	98	LC	2	Arrows Racing Michael CHOI (HKG) Keith CHAN (HKG)	Lamborghini Huracan ST	21	53:51.890				
						11	26:07.141	48.49	2:12.898	4	150.15
						10	24:45.299	45.96	2:27.037	20	135.71
13	15	PRO	6	FFF Racing Team Carrie SCHREINER (DEU) Richard GODDARD (AUS)	Lamborghini Huracan ST	20	48:32.121				
						9	20:33.848	42.37	2:11.261	4	152.02
						11	1:04:42.871	133.33	2:22.897	19	139.64
14	89	LC	3	Tedco Racing Bill NG (SIN)	Lamborghini Huracan ST	20	52:30.505				
						20	50:54.071	96.94	2:12.431	3	150.68
15	88	LC	4	Petri Corse Gabriele MURRONI (ITA)	Lamborghini Huracan ST	20	53:11.446				
						20	49:53.825	93.81	2:15.853	2	146.88

Weather / Track : Showers / Damp

Sepang International Circuit
Circuit Length = 5.543 km
Start: 17:38 Flag 18:30 End: 00:00

Lamborghini Super Trofeo Asia 2017

RACE 1 - ROUND 1 - PIT STOP ANALYSIS

P1	37 Pro/An	GDL Racing Team	Lamborghini Huracan ST				
D1: Rik BREUKERS	Total Stint: 13 Laps - 28:33.006 (54.66%)		Best Lap: 2:05.619 On Lap 3 @ 158.85 kph				
D2: Nigel FARMER	Total Stint: 9 Laps - 21:33.682 (41.28%)		Best Lap: 2:22.661 On Lap 16 @ 139.87 kph				
STOP	IN TIME	DRIVER IN	STINT TIME	STOP TIME	TOTAL STOP TIME	OUT TIME	DRIVER OUT
1 -	18:06:45.124	Rik BREUKERS	28:33.006	2:06.985	2:06.985	18:08:52.109	Nigel FARMER
-	Finish	Nigel FARMER	21:33.682				
P2	3 PRO	Lazarus	Lamborghini Huracan ST				
D1: Artur JANOSZ	Total Stint: 12 Laps - 26:25.587 (50.23%)		Best Lap: 2:06.548 On Lap 2 @ 157.68 kph				
D2: Meindert VAN BUUREN	Total Stint: 10 Laps - 23:49.859 (45.3%)		Best Lap: 2:20.011 On Lap 14 @ 142.52 kph				
STOP	IN TIME	DRIVER IN	STINT TIME	STOP TIME	TOTAL STOP TIME	OUT TIME	DRIVER OUT
1 -	18:04:37.705	Artur JANOSZ	26:25.587	2:21.015	2:21.015	18:06:58.720	Meindert VAN BUUREN
-	Finish	Meindert VAN BUUREN	23:49.859				
P3	11 PRO	Clazzio Racing	Lamborghini Huracan ST				
D1: Afiq YAZID	Total Stint: 12 Laps - 26:10.074 (49.74%)		Best Lap: 2:04.695 On Lap 4 @ 160.02 kph				
D2: Cozzolino KEI	Total Stint: 10 Laps - 23:27.078 (44.58%)		Best Lap: 2:18.694 On Lap 14 @ 143.87 kph				
STOP	IN TIME	DRIVER IN	STINT TIME	STOP TIME	TOTAL STOP TIME	OUT TIME	DRIVER OUT
1 -	18:04:22.192	Afiq YAZID	26:10.074	2:59.334	2:59.334	18:07:21.526	Cozzolino KEI
-	Finish	Cozzolino KEI	23:27.078				
P4	2 PRO	Leipart	Lamborghini Huracan ST				
D1: Ben GERSEKOWSKI	Total Stint: 12 Laps - 26:31.951 (50.16%)		Best Lap: 2:06.970 On Lap 4 @ 157.16 kph				
D2: Rory COLLINGBOURNE	Total Stint: 10 Laps - 24:02.047 (45.44%)		Best Lap: 2:22.153 On Lap 15 @ 140.37 kph				
STOP	IN TIME	DRIVER IN	STINT TIME	STOP TIME	TOTAL STOP TIME	OUT TIME	DRIVER OUT
1 -	18:04:44.069	Ben GERSEKOWSKI	26:31.951	2:19.604	2:19.604	18:07:03.673	Rory COLLINGBOURNI
-	Finish	Rory COLLINGBOURNI	24:02.047				
P5	69 AM	X-One Racing Team	Lamborghini Huracan ST				
D1: Andrew HARYANTO	Total Stint: 22 Laps - 51:07.959 (95.67%)		Best Lap: 2:08.031 On Lap 3 @ 155.85 kph				
STOP	IN TIME	DRIVER IN	STINT TIME	STOP TIME	TOTAL STOP TIME	OUT TIME	DRIVER OUT
1 -	18:07:40.142	Andrew HARYANTO	29:28.024	2:18.932	2:18.932	18:09:59.074	Andrew HARYANTO
-	Finish	Andrew HARYANTO	21:39.935				
P6	33 Pro/An	Leipart	Lamborghini Huracan ST				
D1: Mikko ESKELINEN	Total Stint: 10 Laps - 22:42.722 (42.46%)		Best Lap: 2:10.326 On Lap 2 @ 153.11 kph				
D2: Maxx EBENAL	Total Stint: 12 Laps - 28:31.343 (53.33%)		Best Lap: 2:21.521 On Lap 12 @ 141.00 kph				
STOP	IN TIME	DRIVER IN	STINT TIME	STOP TIME	TOTAL STOP TIME	OUT TIME	DRIVER OUT
1 -	18:00:54.840	Mikko ESKELINEN	22:42.722	2:15.106	2:15.106	18:03:09.946	Maxx EBENAL
-	Finish	Maxx EBENAL	28:31.343				
P7	5 PRO	FFF Racing Team	Lamborghini Huracan ST				
D1: Armaan EBRAHIM	Total Stint: 14 Laps - 31:28.234 (58.81%)		Best Lap: 2:06.877 On Lap 5 @ 157.27 kph				
D2: Jack BARTHOLOMEW	Total Stint: 8 Laps - 19:14.746 (35.96%)		Best Lap: 2:23.394 On Lap 18 @ 139.16 kph				
STOP	IN TIME	DRIVER IN	STINT TIME	STOP TIME	TOTAL STOP TIME	OUT TIME	DRIVER OUT
1 -	18:09:40.352	Armaan EBRAHIM	31:28.234	2:22.055	2:22.055	18:12:02.407	Jack BARTHOLOMEW
2 -	18:16:56.712	Jack BARTHOLOMEW	4:54.305	25.819	2:47.874	18:17:22.531	Jack BARTHOLOMEW
-	Finish	Jack BARTHOLOMEW	14:20.441				
P8	6 PRO	X-One Racing Team	Lamborghini Huracan ST				
D1: Antonio D'AMICO	Total Stint: 12 Laps - 26:30.329 (49.47%)		Best Lap: 2:06.886 On Lap 2 @ 157.26 kph				
D2: Nicolas COSTA	Total Stint: 10 Laps - 23:28.822 (43.82%)		Best Lap: 2:19.961 On Lap 22 @ 142.57 kph				
STOP	IN TIME	DRIVER IN	STINT TIME	STOP TIME	TOTAL STOP TIME	OUT TIME	DRIVER OUT
1 -	18:04:42.447	Antonio D'AMICO	26:30.329	3:35.737	3:35.737	18:08:18.184	Nicolas COSTA
-	Finish	Nicolas COSTA	23:28.822				
P9	66 AM	Top Speed Racing Team	Lamborghini Huracan ST				
D1: Samson CHAN	Total Stint: 11 Laps - 25:53.111 (49.14%)		Best Lap: 2:09.889 On Lap 3 @ 153.62 kph				
D2: George CHOU	Total Stint: 10 Laps		Best Lap: 2:22.468 On Lap 13 @ 140.06 kph				
STOP	IN TIME	DRIVER IN	STINT TIME	STOP TIME	TOTAL STOP TIME	OUT TIME	DRIVER OUT

Weather / Track : Showers / Damp

Sepang International Circuit
Circuit Length = 5.543 miles
Start: 17:38 Flag 18:30 End: 00:00

Lamborghini Super Trofeo Asia 2017

RACE 1 - ROUND 1 - PIT STOP ANALYSIS

1 - 18:04:05.229 Samson CHAN 25:53.111 2:44.431 2:44.431 18:06:49.660 George CHOU
 - Finish George CHOU 24:03.287

P10	57 AM	P.S.C					Lamborghini Huracan ST
D1: Sarun SEREETHORANAKUL	Total Stint: 12 Laps - 26:42.207 (50.68%)		Best Lap: 2:07.300 On Lap 3 @ 156.75 kph				
D2: Saravut SEREETHORANAKUL	Total Stint: 9 Laps - 22:03.773 (41.87%)		Best Lap: 2:24.178 On Lap 20 @ 138.40 kph				
STOP	IN TIME	DRIVER IN	STINT TIME	STOP TIME	TOTAL STOP TIME	OUT TIME	DRIVER OUT
1 -	18:04:54.325	Sarun SEREETHORAN	26:42.207	3:55.559	3:55.559	18:08:49.884	Saravut SEREETHORA
-	Finish	Saravut SEREETHORA	22:03.773				

P11	77 LC	Top Speed Racing Team					Lamborghini Huracan ST
D1: Supachai WEERABORWORN	Total Stint: 21 Laps - 51:35.028 (96.95%)		Best Lap: 2:12.144 On Lap 5 @ 151.00 kph				
STOP	IN TIME	DRIVER IN	STINT TIME	STOP TIME	TOTAL STOP TIME	OUT TIME	DRIVER OUT
1 -	18:03:49.123	Supachai WEERABOR	25:37.005	1:37.242	1:37.242	18:05:26.365	Supachai WEERABOR
-	Finish	Supachai WEERABOR	25:58.023				

P12	98 LC	Arrows Racing					Lamborghini Huracan ST
D1: Michael CHOI	Total Stint: 11 Laps - 26:07.141 (48.49%)		Best Lap: 2:12.898 On Lap 4 @ 150.15 kph				
D2: Keith CHAN	Total Stint: 10 Laps - 24:45.299 (45.96%)		Best Lap: 2:27.037 On Lap 20 @ 135.71 kph				
STOP	IN TIME	DRIVER IN	STINT TIME	STOP TIME	TOTAL STOP TIME	OUT TIME	DRIVER OUT
1 -	18:04:19.259	Michael CHOI	26:07.141	2:59.450	2:59.450	18:07:18.709	Keith CHAN
-	Finish	Keith CHAN	24:45.299				

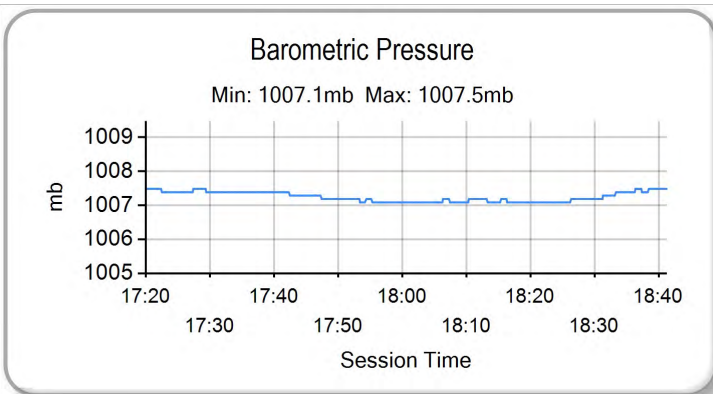
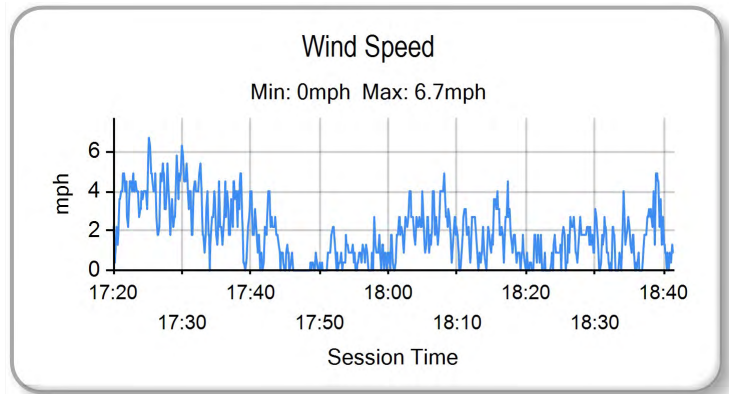
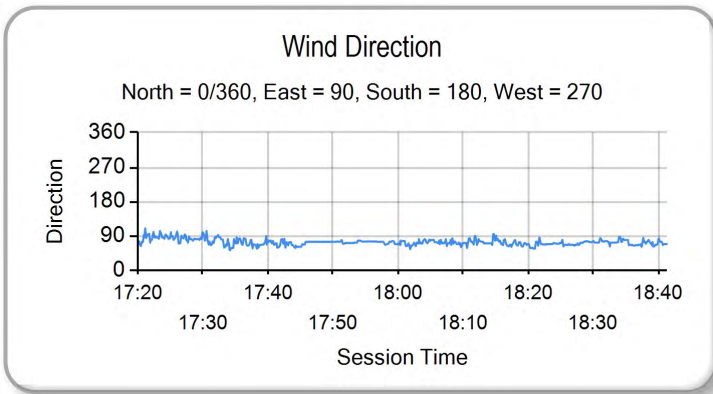
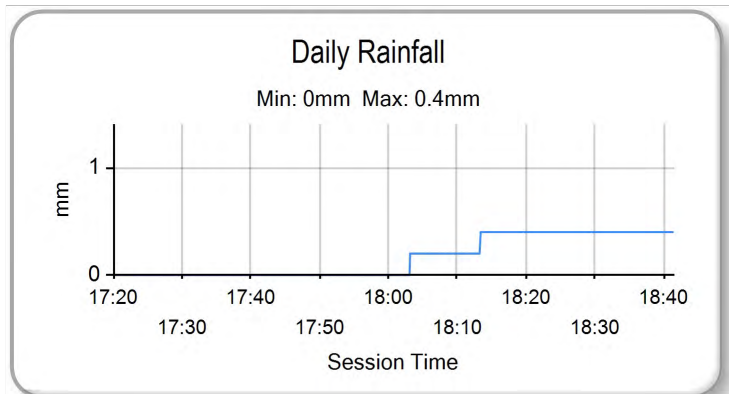
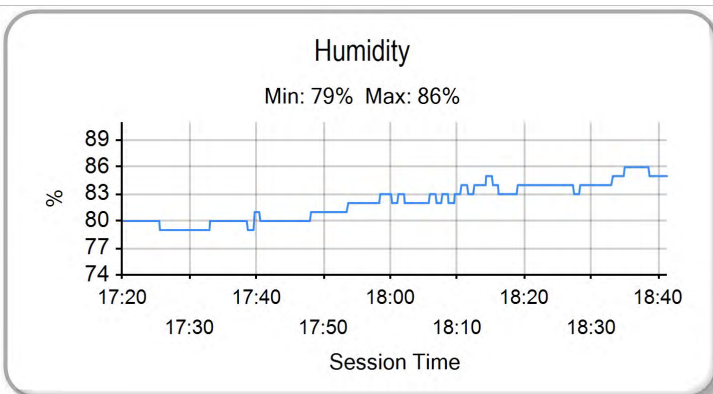
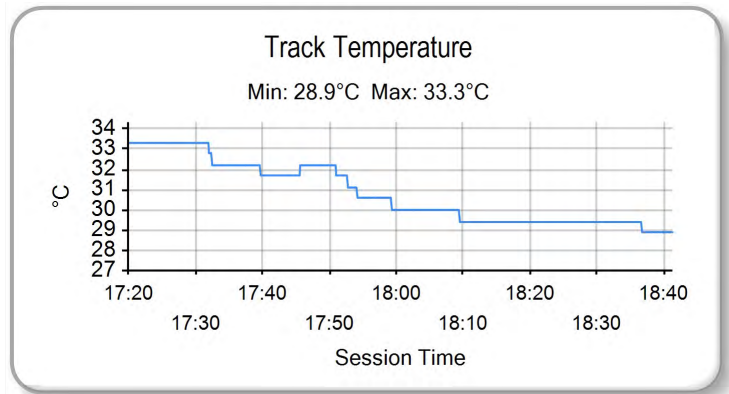
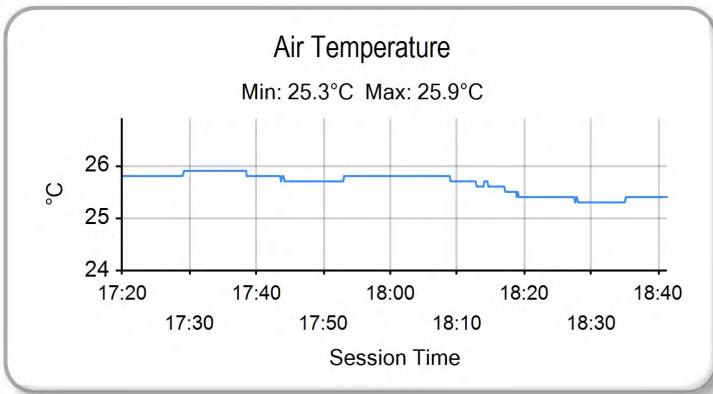
P13	15 PRO	FFF Racing Team					Lamborghini Huracan ST
D1: Carrie SCHREINER	Total Stint: 9 Laps - 20:33.848 (42.37%)		Best Lap: 2:11.261 On Lap 4 @ 152.02 kph				
D2: Richard GODDARD	Total Stint: 11 Laps		Best Lap: 2:22.897 On Lap 19 @ 139.64 kph				
STOP	IN TIME	DRIVER IN	STINT TIME	STOP TIME	TOTAL STOP TIME	OUT TIME	DRIVER OUT
1 -	17:58:45.966	Carrie SCHREINER	20:33.848	1:38.989	1:38.989	18:00:24.955	Richard GODDARD
-	Finish	Richard GODDARD	26:19.284				

P14	89 LC	Tedco Racing					Lamborghini Huracan ST
D1: Bill NG	Total Stint: 20 Laps - 50:54.071 (96.94%)		Best Lap: 2:12.431 On Lap 3 @ 150.68 kph				
STOP	IN TIME	DRIVER IN	STINT TIME	STOP TIME	TOTAL STOP TIME	OUT TIME	DRIVER OUT
1 -	18:00:14.913	Bill NG	22:02.795	1:36.434	1:36.434	18:01:51.347	Bill NG
-	Finish	Bill NG	28:51.276				

P15	88 LC	Petri Corse					Lamborghini Huracan ST
D1: Gabriele MURRONI	Total Stint: 20 Laps - 49:53.825 (93.81%)		Best Lap: 2:15.853 On Lap 2 @ 146.88 kph				
STOP	IN TIME	DRIVER IN	STINT TIME	STOP TIME	TOTAL STOP TIME	OUT TIME	DRIVER OUT
1 -	18:07:13.853	Gabriele MURRONI	29:01.735	3:17.621	3:17.621	18:10:31.474	Gabriele MURRONI
-	Finish	Gabriele MURRONI	20:52.090				

Lamborghini Super Trofeo Asia 2017

RACE 1 - ROUND 1 - WEATHER CONDITIONS



Weather / Track : Showers / Damp

Results can be found at www.tsl-timing.com

Sepang International Circuit
Circuit Length = 5.543 miles
Start: 17:38 Flag 18:30 End: 00:00

Printed - 18:41 Saturday, 08 April 2017

Lamborghini Super Trofeo Asia 2017

RACE 2 - ROUND 2 - CLASSIFICATION - FINAL



POS	NO	CL	PIC	TEAM / DRIVERS	CAR	LAPS	TIME	GAP	DIFF	KPH	BEST	ON
1	11	PRO	1	Clazzio Racing Aliq YAZID (MAS) / Cozzolino KEI (JPN)	Lamborghini Huracan ST	23	50:07.722			152.59	2:05.466	2
2	3	PRO	2	Lazarus Artur JANOSZ (POL) / Meindert VAN BUUREN (NED)	Lamborghini Huracan ST	23	50:13.974	6.252	6.252	152.27	2:06.197	2
3	5	PRO	3	FFF Racing Team Armaan EBRAHIM (IND) / Jack BARTHOLOMEW (GBR)	Lamborghini Huracan ST	23	50:53.626	45.904	39.652	150.30	2:08.070	13
4	37	Pro/Am	1	GDL Racing Team Rik BREUKERS (NZL) / Nigel FARMER (HKG)	Lamborghini Huracan ST	23	50:53.869	46.147	0.243	150.28	2:07.389	14
5	2	PRO	4	Leipart Ben GERSEKOWSKI (AUS) / Rory COLLINGBOURNE (GBR)	Lamborghini Huracan ST	23	51:05.561	57.839	11.691	149.71	2:07.541	14
6	15	PRO	5	FFF Racing Team Carrie SCHREINER (DEU) / Richard GODDARD (AUS)	Lamborghini Huracan ST	23	51:13.696	1:05.974	8.134	149.31	2:07.607	3
7	33	Pro/Am	2	Leipart Mikko ESKELINEN (FIN) / Maxx EBENAL (CAN)	Lamborghini Huracan ST	23	51:19.910	1:12.188	6.214	149.01	2:07.528	4
8	69	AM	1	X-One Racing Team Andrew HARYANTO (INA)	Lamborghini Huracan ST	23	51:20.919	1:13.197	1.008	148.96	2:08.309	3
9	57	AM	2	P.S.C Sarun SEREETHORANAKUL (THA) / Saravut SEREETHORANAKUL (THA)	Lamborghini Huracan ST	23	51:33.064	1:25.342	12.144	148.38	2:08.101	15
10	66	AM	3	Top Speed Racing Team Samson CHAN (HKG) / George CHOU (TPE)	Lamborghini Huracan ST	23	51:44.320	1:36.598	11.256	147.84	2:09.132	8
11	6	PRO	6	X-One Racing Team Antonio D'AMICO (ITA) / Nicolas COSTA (BRA)	Lamborghini Huracan ST	22	48:46.844	1 Lap	1 Lap	149.99	2:05.852	2
12	89	LC	1	Tedco Racing Bill NG (SIN)	Lamborghini Huracan ST	22	51:17.260	1 Lap	2:30.416	142.66	2:13.335	17
13	88	LC	2	Petri Corse Gabriele MURRONI (ITA)	Lamborghini Huracan ST	22	51:27.132	1 Lap	9.871	142.20	2:13.560	4
14	77	LC	3	Top Speed Racing Team Supachai WEERABORWORN PONG (THA)	Lamborghini Huracan ST	22	51:37.339	1 Lap	10.207	141.73	2:11.438	22
15	98	LC	4	Arrows Racing Michael CHOI (HKG) / Keith CHAN (HKG)	Lamborghini Huracan ST	22	51:38.130	1 Lap	0.790	141.70	2:11.627	22

FASTEST LAP

11	PRO	Clazzio Racing Aliq YAZID (MAS) / Cozzolino KEI (JPN)	Lamborghini Huracan ST	2	2:05.466	98.82 mph	159.04 kph
37	Pro/Am	GDL Racing Team Rik BREUKERS (NZL) / Nigel FARMER (HKG)	Lamborghini Huracan ST	14	2:07.389	97.33 mph	156.64 kph
57	AM	P.S.C Sarun SEREETHORANAKUL (THA) / Saravut SEREETHORANAKUL (THA)	Lamborghini Huracan ST	15	2:08.101	96.79 mph	155.77 kph
77	LC	Top Speed Racing Team Supachai WEERABORWORN PONG (THA)	Lamborghini Huracan ST	22	2:11.438	94.33 mph	151.81 kph

Weather / Track : Sunny / Dry

Sepang International Circuit
Circuit Length = 5.543 km
Start: 14:17 Flag 15:07 End: 15:12

Race Director : Ravin	Stewards :	Timekeeper :
-----------------------	------------	--------------

Lamborghini Super Trofeo Asia 2017

RACE 2 - ROUND 2 - CLASSIFICATION BY CLASS - FINAL



CLASS : Lamborghini - PRO

POS	NO	NAME	ENTRY	LAPS	TIME	GAP	DIFF	KPH	BEST	ON
1	11	Clazzio Racing	Lamborghini Huracan ST	23	50:07.722			152.59	2:05.466	2
2	3	Lazarus	Lamborghini Huracan ST	23	50:13.974	6.252	6.252	152.27	2:06.197	2
3	5	FFF Racing Team	Lamborghini Huracan ST	23	50:53.626	45.904	39.652	150.30	2:08.070	13
4	2	Leipart	Lamborghini Huracan ST	23	51:05.561	57.839	11.935	149.71	2:07.541	14
5	15	FFF Racing Team	Lamborghini Huracan ST	23	51:13.696	1:05.974	8.134	149.31	2:07.607	3
6	6	X-One Racing Team	Lamborghini Huracan ST	22	48:46.844	1 Lap	1 Lap	149.99	2:05.852	2

CLASS : Lamborghini - Pro/Am

POS	NO	NAME	ENTRY	LAPS	TIME	GAP	DIFF	KPH	BEST	ON
1	37	GDL Racing Team	Lamborghini Huracan ST	23	50:53.869			150.28	2:07.389	14
2	33	Leipart	Lamborghini Huracan ST	23	51:19.910	26.041	26.041	149.01	2:07.528	4

CLASS : Lamborghini - AM

POS	NO	NAME	ENTRY	LAPS	TIME	GAP	DIFF	KPH	BEST	ON
1	69	X-One Racing Team	Lamborghini Huracan ST	23	51:20.919			148.96	2:08.309	3
2	57	P.S.C	Lamborghini Huracan ST	23	51:33.064	12.144	12.144	148.38	2:08.101	15
3	66	Top Speed Racing Team	Lamborghini Huracan ST	23	51:44.320	23.400	11.256	147.84	2:09.132	8

CLASS : Lamborghini - LC

POS	NO	NAME	ENTRY	LAPS	TIME	GAP	DIFF	KPH	BEST	ON
1	89	Tedco Racing	Lamborghini Huracan ST	22	51:17.260			142.66	2:13.335	17
2	88	Petri Corse	Lamborghini Huracan ST	22	51:27.132	9.871	9.871	142.20	2:13.560	4
3	77	Top Speed Racing Team	Lamborghini Huracan ST	22	51:37.339	20.079	10.207	141.73	2:11.438	22
4	98	Arrows Racing	Lamborghini Huracan ST	22	51:38.130	20.869	0.790	141.70	2:11.627	22

FASTEST LAP

11	PRO	Clazzio Racing	Lamborghini Huracan ST -	2	2:05.466	98.82 mph	159.04 kph
37	Pro/Am	GDL Racing Team	Lamborghini Huracan ST -	14	2:07.389	97.33 mph	156.64 kph
57	AM	P.S.C	Lamborghini Huracan ST -	15	2:08.101	96.79 mph	155.77 kph
77	LC	Top Speed Racing Team	Lamborghini Huracan ST -	22	2:11.438	94.33 mph	151.81 kph

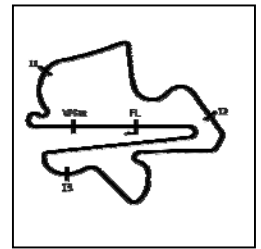
Weather / Track : Sunny / Dry

Sepang International Circuit
Circuit Length = 5.543 km
Start: 14:17 Flag 15:07 End: 15:12

Race Director : Ravin	Stewards :	Timekeeper :
-----------------------	------------	--------------

Lamborghini Super Trofeo Asia 2017

RACE 2 - ROUND 2 - SECTOR ANALYSIS



SECTOR 1 = FL to I1, SECTOR 2 = I1 to I2 SECTOR 3 = I2 to I3, SECTOR 4 = I3 to FL, DIFF = Difference To Personal Best Lap, P = Crossed Finish Line in Pit Lane, D = Time Disallowed

Lap	Time	Sector 1	Sector 2	Sector 3	Sector 4	Speed	Lap Time	P	Diff	Time of Day
12 - D1	26.131	33.325	41.091	IN PIT	243.2	2:21.589	P	140.93	10.150	14:46:30.963
13 - D1	OUTLAP	32.406	40.907	34.830		2:37.758		126.48	26.319	14:49:08.721
14 - D1	26.998	31.102	41.597	35.172	243.7	2:14.869		147.95	3.431	14:51:23.591
15 - D1	25.633	31.609	42.298	34.836	245.4	2:14.376		148.49	2.937	14:53:37.968
16 - D1	25.926	31.491	39.820	35.336	244.8	2:12.573	(3)	150.51	1.134	14:55:50.541
17 - D1	25.819	31.311	40.231	34.870	244.3	2:12.231	(2)	150.90	0.792	14:58:02.772
18 - D1	25.766	32.410	42.302	35.757	244.3	2:16.236		146.47	4.797	15:00:19.008
19 - D1	26.895	31.637	40.610	34.735	243.7	2:13.877		149.05	2.439	15:02:32.886
20 - D1	25.803	31.134	39.977	35.837	243.7	2:12.751		150.31	1.312	15:04:45.637
21 - D1	26.586	32.529	40.198	34.546	242.6	2:13.859		149.07	2.421	15:06:59.496
22 - D1	25.579	31.093	40.052	34.714	244.8	2:11.438	(1)	151.81		15:09:10.935

P15 98 LC		Arrows Racing		Lamborghini Huracan ST						
IDEAL LAP TIME : 2:11.430		BEST LAP TIME : 2:11.627		DIFFERENCE : 0.197						
D1: Michael CHOI		D2: Keith CHAN								
LAP	SECTOR 1	SECTOR 2	SECTOR 3	SECTOR 4	SPEED TRAP	LAP TIME	KPH	DIFF	TIME OF DAY	
1 - D2		33.382	41.140	35.426	210.9	2:25.237	137.39	13.610	14:19:58.833	
2 - D2	26.764	32.277	40.719	35.671	241.6	2:15.431	147.34	3.804	14:22:14.264	
3 - D2	27.047	32.295	42.416	35.086	243.7	2:16.844	145.82	5.217	14:24:31.108	
4 - D2	27.486	32.552	42.130	35.169	246.5	2:17.337	145.29	5.710	14:26:48.445	
5 - D2	26.599	32.437	39.827	35.138	246.0	2:14.001	148.91	2.374	14:29:02.446	
6 - D2	26.539	31.987	40.055	34.694	243.2	2:13.275	149.72	1.648	14:31:15.721	
7 - D2	26.255	31.580	40.062	34.901	246.0	2:12.798	(3)	150.26	1.171	14:33:28.519
8 - D2	26.486	31.721	39.863	34.843	244.3	2:12.913	150.13	1.286	14:35:41.432	
9 - D2	26.300	31.789	40.165	34.991	245.4	2:13.245	149.76	1.618	14:37:54.677	
10 - D2	27.060	31.967	40.394	IN PIT	246.5	2:20.246	P	142.28	8.619	14:40:14.923
11 - D1	OUTLAP	36.501	44.694	35.817		3:59.027	83.48	1:47.400	14:44:13.950	
12 - D1	26.909	35.704	43.354	35.618	243.2	2:21.585	140.93	9.958	14:46:35.535	
13 - D1	27.290	34.001	41.789	35.455	244.3	2:18.535	144.04	6.908	14:48:54.070	
14 - D1	26.283	33.039	41.362	35.760	245.4	2:16.444	146.24	4.817	14:51:10.514	
15 - D1	26.350	33.166	41.609	35.972	244.3	2:17.097	145.55	5.470	14:53:27.611	
16 - D1	27.109	34.193	41.636	35.733	244.8	2:18.671	143.90	7.044	14:55:46.282	
17 - D1	25.999	32.084	42.263	35.303	246.0	2:15.649	147.10	4.022	14:58:01.931	
18 - D1	26.234	32.682	42.158	35.703	244.3	2:16.777	145.89	5.150	15:00:18.708	
19 - D1	27.424	31.997	40.874	34.448	244.3	2:14.743	148.09	3.116	15:02:33.451	
20 - D1	25.899	31.714	40.077	34.510	246.5	2:12.200	(2)	150.94	0.573	15:04:45.651
21 - D1	26.808	32.779	40.274	34.587	244.3	2:14.448	148.42	2.821	15:07:00.099	
22 - D1	25.663	31.525	39.794	34.645	244.8	2:11.627	(1)	151.60		15:09:11.726

Weather / Track : Sunny / Dry

Sepang International Circuit
 Circuit Length = 5.543 km
 Start: 14:17 Flag 15:07 End: 15:12

Lamborghini Super Trofeo Asia 2017

RACE 2 - ROUND 2 - LAP CHART

LAP 1 @ 14:19:43.215			LAP 2 @ 14:21:48.681			LAP 3 @ 14:23:54.203			LAP 4 @ 14:26:00.085			LAP 5 @ 14:28:06.433		
NO	BEHIND	LAP TIME	NO	BEHIND	LAP TIME	NO	BEHIND	LAP TIME	NO	BEHIND	LAP TIME	NO	BEHIND	LAP TIME
11		2:09.619	11		2:05.466	11		2:05.522	11		2:05.882	11		2:06.347
6	0.663	2:10.282	6	1.049	2:05.852	6	1.715	2:06.188	6	2.292	2:06.460	3	4.719	2:06.827
3	1.776	2:11.395	3	2.507	2:06.197	3	3.316	2:06.331	3	4.239	2:06.806	6	5.343	2:09.398 P
15	2.803	2:12.422	15	5.194	2:07.856	15	7.280	2:07.607	15	9.257	2:07.859	15	11.027	2:08.118
33	4.035	2:13.654	33	7.111	2:08.542	33	9.699	2:08.110	33	11.345	2:07.528	33	13.069	2:08.071
69	4.925	2:14.544	69	7.833	2:08.373	69	10.621	2:08.309	69	13.391	2:08.652	69	15.795	2:08.751
5	5.656	2:15.275	5	8.483	2:08.293	5	11.616	2:08.655	5	13.995	2:08.261	5	16.411	2:08.763
37	6.322	2:15.941	37	10.368	2:09.512	37	13.683	2:08.837	37	16.555	2:08.755	37	19.083	2:08.875
2	8.956	2:18.575	2	13.116	2:09.625	2	16.909	2:09.315	2	19.074	2:08.047	2	20.515	2:07.788
66	9.392	2:19.011	66	13.947	2:10.021	66	18.415	2:09.990	66	22.332	2:09.800	66	25.683	2:09.698
57	9.916	2:19.535	57	15.843	2:11.392	57	22.197	2:11.876	57	27.204	2:10.889	57	32.114	2:11.257
77	12.941	2:22.560	89	24.439	2:15.332	89	32.665	2:13.748	89	40.517	2:13.734	89	48.943	2:14.774
89	14.572	2:24.191	77	24.699	2:17.224	88	36.427	2:16.782	88	44.104	2:13.560	88	51.717	2:13.960
88	15.175	2:24.794	88	25.167	2:15.458	77	36.702	2:17.524	77	48.080	2:17.260	98	56.013	2:14.001
98	15.618	2:25.237	98	25.583	2:15.431	98	36.905	2:16.844	98	48.359	2:17.337	77	59.721	2:17.988

Weather / Track : Sunny / Dry

Results can be found at www.tsl-timing.com

Page 1 of 5

Sepang International Circuit
 Circuit Length = 5.543 miles
 Start: 14:17 Flag 15:07 End: 15:12

Printed - 15:15 Sunday, 09 April 2017

Lamborghini Super Trofeo Asia 2017

RACE 2 - ROUND 2 - LAP CHART

LAP 6 @ 14:30:12.479			LAP 7 @ 14:32:18.570			LAP 8 @ 14:34:24.825			LAP 9 @ 14:36:31.047			LAP 10 @ 14:38:37.309		
NO	BEHIND	LAP TIME	NO	BEHIND	LAP TIME	NO	BEHIND	LAP TIME	NO	BEHIND	LAP TIME	NO	BEHIND	LAP TIME
11		2:06.046	11		2:06.091	11		2:06.255	11		2:06.222	11		2:06.262
3	5.305	2:06.632	3	5.668	2:06.454	3	6.111	2:06.698	3	6.478	2:06.589	3	7.009	2:06.793
15	13.073	2:08.092	15	14.775	2:07.792	15	16.473	2:07.953	15	18.388	2:08.136	15	20.397	2:08.270
33	14.867	2:07.843	33	16.418	2:07.642	33	17.852	2:07.688	33	19.503	2:07.872	33	21.413	2:08.172
69	18.594	2:08.845	69	21.476	2:08.972	69	23.667	2:08.446	69	25.983	2:08.538	69	28.562	2:08.841
5	18.999	2:08.634	5	21.921	2:09.012	5	24.193	2:08.527	5	26.657	2:08.686	5	32.118	2:11.722 P
37	21.707	2:08.670	37	24.493	2:08.877	37	27.321	2:09.083	37	29.494	2:08.395	37	32.906	2:07.424
2	22.779	2:08.310	2	24.882	2:08.193	2	28.411	2:09.784	2	30.207	2:08.017	37	37.449	2:14.217 P
6	29.831	2:30.534	6	30.269	2:06.529	6	30.988	2:06.973	6	31.744	2:06.977	2	38.060	2:14.114 P
66	30.595	2:10.958	66	33.762	2:09.258	66	36.639	2:09.132	66	39.695	2:09.278	66	42.602	2:09.169
57	36.852	2:10.784	57	41.319	2:10.558	57	46.138	2:11.074	57	50.631	2:10.715	57	1:00.308	2:15.939 P
89	58.160	2:15.263	89	1:06.315	2:14.245	89	1:13.713	2:13.653	89	1:22.565	2:15.073	89	1:30.933	2:14.629
88	59.679	2:14.008	88	1:07.182	2:13.594	88	1:14.667	2:13.740	88	1:23.239	2:14.794	88	1:36.724	2:19.747 P
98	1:03.242	2:13.275	98	1:09.949	2:12.798	98	1:16.607	2:12.913	98	1:23.630	2:13.245	98	1:37.614	2:20.246 P
77	1:10.752	2:17.077	77	1:20.686	2:16.025	77	1:29.363	2:14.931	77	1:39.264	2:16.122 P			

Weather / Track : Sunny / Dry

Lamborghini Super Trofeo Asia 2017

RACE 2 - ROUND 2 - LAP CHART

LAP 11 @ 14:40:46.244			LAP 12 @ 14:43:00.873			LAP 13 @ 14:45:24.053			LAP 14 @ 14:48:36.262			LAP 15 @ 14:50:43.227		
NO	BEHIND	LAP TIME	NO	BEHIND	LAP TIME	NO	BEHIND	LAP TIME	NO	BEHIND	LAP TIME	NO	BEHIND	LAP TIME
11		2:08.935 P	3		2:09.433 P	15		2:10.074 P	11		2:06.249	11		2:06.965
3	5.196	2:07.122	15	13.105	2:08.141	57	1 Lap	2:09.725	3	7.141	2:07.107	89	1 Lap	2:15.068
15	19.593	2:08.131	33	15.652	2:09.750	33	5.665	2:13.192 P	98	1 Lap	2:18.535	3	7.050	2:06.874
33	20.530	2:08.052	57	1 Lap	3:39.138	66	29.360	2:14.100 P	15	29.445	3:41.654	98	1 Lap	2:16.444
69	28.750	2:09.123	69	26.816	2:12.694 P	88	1 Lap	2:14.343	77	1 Lap	2:37.758	15	33.633	2:11.153
6	30.800	2:06.829	6	27.525	2:11.354 P	89	1 Lap	3:48.933	5	32.831	2:08.375	5	33.985	2:08.118
66	43.113	2:09.446	66	38.440	2:09.956	11	1:05.960	2:06.827	33	33.360	3:39.904	37	37.127	2:08.599
77	1 Lap	3:44.303	88	1 Lap	3:43.187	77	1 Lap	2:21.589 P	6	35.032	2:07.952	6	38.490	2:10.423
89	1:41.693	2:19.694 P	77	1 Lap	2:14.760	98	1 Lap	2:21.585	37	35.493	2:07.389	77	1 Lap	2:14.869
5	1:57.724	3:34.541	98	1 Lap	3:59.027	3	1:12.243	3:35.423	69	39.097	2:08.714	33	40.706	2:14.311
37	2:03.006	3:34.492	11	1:22.313	3:36.942	5	1:36.665	2:08.070	2	40.446	2:07.541	2	41.605	2:08.124
2	2:05.689	3:36.564	5	1:51.775	2:08.680	6	1:39.289	3:34.944	66	57.806	3:40.655	69	41.877	2:09.745
			37	1:55.934	2:07.557	37	1:40.313	2:07.559	57	1:08.384	2:09.512	66	1:02.670	2:11.829
			2	1:59.530	2:08.469	69	1:42.591	3:38.955	88	2:03.415	2:14.259	57	1:09.520	2:08.101
						2	1:45.113	2:08.763						
						57	2:11.080	2:08.652						
						88	3:01.365	2:13.855						
						89	3:07.559	2:14.742						

Weather / Track : Sunny / Dry

Results can be found at www.tsl-timing.com

Page 3 of 5

Sepang International Circuit
 Circuit Length = 5.543 miles
 Start: 14:17 Flag 15:07 End: 15:12

Printed - 15:15 Sunday, 09 April 2017

Lamborghini Super Trofeo Asia 2017

RACE 2 - ROUND 2 - LAP CHART

LAP 16 @ 14:52:50.128			LAP 17 @ 14:54:56.362			LAP 18 @ 14:57:02.486			LAP 19 @ 14:59:09.033			LAP 20 @ 15:01:17.851		
NO	BEHIND	LAP TIME	NO	BEHIND	LAP TIME	NO	BEHIND	LAP TIME	NO	BEHIND	LAP TIME	NO	BEHIND	LAP TIME
11		2:06.901	11		2:06.234	11		2:06.123	11		2:06.547	11		2:08.818
88	1 Lap	2:15.612	3	8.857	2:07.926	3	9.350	2:06.616	3	9.888	2:07.085	3	8.492	2:07.422
3	7.166	2:07.017	88	1 Lap	2:15.372	89	1 Lap	2:13.335	89	1 Lap	2:13.583	89	1 Lap	2:13.568
89	1 Lap	2:16.208	89	1 Lap	2:14.361	88	1 Lap	2:22.597	88	1 Lap	2:15.443	5	42.073	2:08.708
5	35.930	2:08.846	5	38.133	2:08.436	5	40.213	2:08.203	5	42.183	2:08.516	37	43.500	2:07.864
98	1 Lap	2:17.097	37	41.506	2:09.634	37	43.095	2:07.712	37	44.454	2:07.906	6	45.117	2:07.828
37	38.107	2:07.881	6	42.541	2:08.955	6	44.680	2:08.262	6	46.107	2:07.974	2	47.790	2:07.803
15	39.100	2:12.367	15	44.247	2:11.382	2	47.490	2:08.613	2	48.804	2:07.861	88	1 Lap	2:18.704
6	39.820	2:08.231	2	45.000	2:08.190	15	49.234	2:11.110	15	52.850	2:10.163	15	53.767	2:09.734
2	43.044	2:08.340	69	49.250	2:09.099	69	52.091	2:08.965	69	54.302	2:08.757	69	54.308	2:08.824
69	46.385	2:11.408	98	1 Lap	2:18.671	33	57.249	2:11.618	33	1:01.193	2:10.491	33	1:02.990	2:10.614
33	46.841	2:13.036	33	51.754	2:11.147	98	1 Lap	2:15.649	98	1 Lap	2:16.777	77	1 Lap	2:13.877
77	1 Lap	2:14.376	77	1 Lap	2:12.573	77	1 Lap	2:12.231	77	1 Lap	2:16.236	98	1 Lap	2:14.743
66	1:07.366	2:11.597	66	1:11.968	2:10.837	57	1:17.217	2:10.041	57	1:19.824	2:09.154	57	1:20.011	2:09.005
57	1:10.829	2:08.210	57	1:13.299	2:08.705	66	1:17.540	2:11.695	66	1:22.945	2:11.952	66	1:25.918	2:11.791

Weather / Track : Sunny / Dry

Results can be found at www.tsl-timing.com

Page 4 of 5

Sepang International Circuit
Circuit Length = 5.543 miles
Start: 14:17 Flag 15:07 End: 15:12

Printed - 15:15 Sunday, 09 April 2017

Lamborghini Super Trofeo Asia 2017

RACE 2 - ROUND 2 - LAP CHART

LAP 21 @ 15:03:25.267			LAP 22 @ 15:05:32.396			LAP 23 @ 15:07:41.318		
NO	BEHIND	LAP TIME	NO	BEHIND	LAP TIME	NO	BEHIND	LAP TIME
11		2:07.416	11		2:07.129	11		2:08.922
3	8.270	2:07.194	3	8.194	2:07.053	3	6.252	2:06.980
5	42.960	2:08.302	5	44.236	2:08.405	5	45.904	2:10.589
37	44.210	2:08.126	37	44.495	2:07.413	37	46.147	2:10.574
6	47.330	2:09.629	6	48.044	2:07.842	2	57.839	2:07.744
2	48.357	2:07.983	2	59.016	2:17.787	15	1:05.974	2:13.907
89	1 Lap	2:19.444	89	1 Lap	2:15.576	89	1 Lap	2:18.097
15	57.358	2:11.006	15	1:00.988	2:10.759	33	1:12.188	2:10.931
69	57.678	2:10.785	88	1 Lap	2:16.402	69	1:13.197	2:10.969
88	1 Lap	2:16.390	33	1:10.179	2:11.155	88	1 Lap	2:20.531
33	1:06.152	2:10.578	69	1:11.149	2:20.600	57	1:25.342	2:10.020
77	1 Lap	2:12.751	57	1:24.244	2:09.925	77	1 Lap	2:11.438
98	1 Lap	2:12.200	77	1 Lap	2:13.859	98	1 Lap	2:11.627
57	1:21.447	2:08.852	98	1 Lap	2:14.448	66	1:36.598	2:11.709
66	1:29.792	2:11.290	66	1:33.810	2:11.147			

Weather / Track : Sunny / Dry

Results can be found at www.tsl-timing.com

Page 5 of 5

Sepang International Circuit
Circuit Length = 5.543 miles
Start: 14:17 Flag 15:07 End: 15:12

Printed - 15:15 Sunday, 09 April 2017

Lamborghini Super Trofeo Asia 2017

RACE 2 - ROUND 2 - POSITION CHART

No	Name	Lap																							
		Pos	1	2	3	4	5	6	7	8	9	10	11	12	13	14	15	16	17	18	19	20	21	22	23
11	Clazzio Racing	1	11	11	11	11	11	11	11	11	11	11	11	11	3	15	11	11	11	11	11	11	11	11	11
6	X-One Racing Team	2	6	6	6	6	3	3	3	3	3	3	3	15	33	3	3	3	3	3	3	3	3	3	3
3	Lazarus	3	3	3	3	3	6	15	15	15	15	15	15	33	66	15	15	5	5	5	5	5	5	5	5
15	FFF Racing Team	4	15	15	15	15	15	33	33	33	33	33	33	69	11	5	5	37	37	37	37	37	37	37	37
69	X-One Racing Team	5	33	33	33	33	33	69	69	69	69	69	69	6	3	33	37	15	6	6	6	6	6	6	2
33	Leipart	6	69	69	69	69	69	5	5	5	5	5	5	6	66	5	6	6	6	15	2	2	2	2	15
5	FFF Racing Team	7	5	5	5	5	5	37	37	37	37	37	6	66	11	6	37	33	2	2	15	15	15	15	33
37	GDL Racing Team	8	37	37	37	37	37	2	2	2	2	2	37	89	5	37	69	2	69	69	69	69	69	69	33
2	Leipart	9	2	2	2	2	2	6	6	6	6	6	2	5	37	69	2	69	33	33	33	33	33	33	69
66	Top Speed Racing Team	10	66	66	66	66	66	66	66	66	66	66	66	37	2	2	66	66	66	66	66	57	57	57	66
57	P.S.C	11	57	57	57	57	57	57	57	57	57	57	57	2	57	57	57	57	57	57	57	66	66	66	66
77	Top Speed Racing Team	12	77	89	89	89	89	89	89	89	89	89	89	57	88	88	88	88	88	88	89	89	89	89	89
88	Petri Corse	13	89	77	88	88	88	88	88	88	88	88	88	88	89	89	89	89	89	88	88	88	88	88	88
89	Tedco Racing	14	88	88	77	77	98	98	98	98	98	98	98	77	77	98	98	98	98	98	98	77	77	77	77
98	Arrows Racing	15	98	98	98	98	77	77	77	77	77	77	77	98	98	77	77	77	77	77	77	98	98	98	98

Weather / Track : Sunny / Dry

Results can be found at www.tsl-timing.com

Sepang International Circuit
 Circuit Length = 5.543 miles
 Start: 14:17 Flag 15:07 End: 15:12

Printed - 15:16 Sunday, 09 April 2017

Lamborghini Super Trofeo Asia 2017

RACE 2 - ROUND 2 - BEST SPEEDS

POS	NO	NAME	VMAX	KPH
1	6	X-One Racing Team		251.1
2	11	Clazzio Racing		249.4
3	15	FFF Racing Team		249.4
4	33	Leipart		248.8
5	5	FFF Racing Team		248.2
6	69	X-One Racing Team		248.2
7	66	Top Speed Racing Team		248.2
8	37	GDL Racing Team		247.1
9	2	Leipart		247.1
10	57	P.S.C		247.1
11	88	Petri Corse		247.1
12	98	Arrows Racing		246.5
13	3	Lazarus		246.0
14	89	Tedco Racing		245.4
15	77	Top Speed Racing Team		245.4

Weather / Track : Sunny / Dry

Results can be found at www.tsl-timing.com

Sepang International Circuit
Circuit Length = 5.543 km
Start: 14:17 Flag 15:07 End: 15:12

Printed - 15:15 Sunday, 09 April 2017

Lamborghini Super Trofeo Asia 2017

RACE 2 - ROUND 2 - BEST SECTORS

SECTOR 1				SECTOR 2				SECTOR 3				SECTOR 4				IDEAL / BEST COMPARISON		
POS	NO	NAME	TIME	NO	NAME	TIME	NO	NAME	TIME	NO	NAME	TIME	POS	NO	NAME	IDEAL	BEST	DIFF
																PERFECT LAP	2:05.203	
1	6	X-One R	24.692	11	Clazzio	29.700	11	Clazzio	37.462	6	X-One R	33.349	1	11	Clazzio Racing	2:05.377	2:05.466	0.089
2	11	Clazzio	24.792	3	Lazarus	29.769	3	Lazarus	37.715	11	Clazzio	33.423	2	6	X-One Racing Team	2:05.675	2:05.852	0.177
3	37	GDL Rac	24.928	6	X-One R	29.808	6	X-One R	37.826	3	Lazarus	33.588	3	3	Lazarus	2:06.006	2:06.197	0.191
4	3	Lazarus	24.934	37	GDL Rac	29.938	2	Leipart	38.043	57	P.S.C	33.624	4	37	GDL Racing Team	2:06.754	2:07.389	0.635
5	33	Leipart	25.111	2	Leipart	30.018	37	GDL Rac	38.102	15	FFF Rac	33.674	5	2	Leipart	2:07.065	2:07.541	0.476
6	69	X-One R	25.177	33	Leipart	30.092	5	FFF Rac	38.232	5	FFF Rac	33.688	6	33	Leipart	2:07.248	2:07.528	0.279
7	15	FFF Rac	25.187	5	FFF Rac	30.097	33	Leipart	38.252	69	X-One R	33.718	7	5	FFF Racing Team	2:07.282	2:08.070	0.787
8	2	Leipart	25.211	15	FFF Rac	30.208	15	FFF Rac	38.300	37	GDL Rac	33.786	8	15	FFF Racing Team	2:07.370	2:07.607	0.237
9	57	P.S.C	25.222	57	P.S.C	30.232	57	P.S.C	38.529	2	Leipart	33.793	9	57	P.S.C	2:07.607	2:08.101	0.493
10	5	FFF Rac	25.265	69	X-One R	30.257	69	X-One R	38.627	33	Leipart	33.793	10	69	X-One Racing Team	2:07.779	2:08.309	0.530
11	66	Top Spe	25.280	66	Top Spe	30.455	66	Top Spe	38.978	66	Top Spe	33.989	11	66	Top Speed Racing Team	2:08.702	2:09.132	0.430
12	77	Top Spe	25.579	88	Petri C	30.840	98	Arrows	39.794	77	Top Spe	34.441	12	77	Top Speed Racing Team	2:10.933	2:11.438	0.505
13	98	Arrows	25.663	77	Top Spe	31.093	77	Top Spe	39.820	98	Arrows	34.448	13	98	Arrows Racing	2:11.430	2:11.627	0.197
14	89	Tedco R	26.066	98	Arrows	31.525	89	Tedco R	39.889	89	Tedco R	34.858	14	88	Petri Corse	2:12.439	2:13.560	1.121
15	88	Petri C	26.380	89	Tedco R	31.775	88	Petri C	40.288	88	Petri C	34.931	15	89	Tedco Racing	2:12.589	2:13.335	0.746

Weather / Track : Sunny / Dry

Results can be found at www.tsl-timing.com

Sepang International Circuit
Circuit Length = 5.543 km
Start: 14:17 Flag 15:07 End: 15:12

Printed - 15:14 Sunday, 09 April 2017

Lamborghini Super Trofeo Asia 2017

RACE 2 - ROUND 2 - DRIVER STATISTICS

POS	NO	CL	PIC	TEAM / DRIVERS	CAR	LAPS	RACE TIME	%	BEST	ON	KPH
1	11	PRO	1	Clazzio Racing Afiq YAZID (MAS) Cozzolino KEI (JPN)	Lamborghini Huracan ST	23	50:07.722				
						12	25:27.220	50.78	2:06.123	18	158.21
						11	23:10.245	46.22	2:05.466	2	159.04
2	3	PRO	2	Lazarus Artur JANOSZ (POL) Meindert VAN BUUREN (NED)	Lamborghini Huracan ST	23	50:13.974				
						11	23:19.654	46.44	2:06.616	18	157.60
						12	25:24.574	50.58	2:06.197	2	158.12
3	5	PRO	3	FFF Racing Team Armaan EBRAHIM (IND) Jack BARTHOLOMEW (GBR)	Lamborghini Huracan ST	23	50:53.626				
						13	49:25.324	97.11	2:08.070	13	155.81
						10	43:48.524	86.08	2:08.261	4	155.57
4	37	Pro/Am	1	GDL Racing Team Rik BREUKERS (NZL) Nigel FARMER (HKG)	Lamborghini Huracan ST	23	50:53.869				
						13	27:48.409	54.63	2:07.389	14	156.64
						10	21:37.206	42.48	2:08.395	9	155.41
5	2	PRO	4	Leipart Ben GERSEKOWSKI (AUS) Rory COLLINGBOURNE (GBR)	Lamborghini Huracan ST	23	51:05.561				
						13	27:57.865	54.73	2:07.541	14	156.45
						10	21:37.559	42.33	2:07.788	5	156.15
6	15	PRO	5	FFF Racing Team Carrie SCHREINER (DEU) Richard GODDARD (AUS)	Lamborghini Huracan ST	23	51:13.696				
						10	49:43.846	97.08	2:09.734	20	153.81
						13	50:01.601	97.65	2:07.607	3	156.37
7	33	Pro/Am	2	Leipart Mikko ESKELINEN (FIN) Maxx EBENAL (CAN)	Lamborghini Huracan ST	23	51:19.910				
						10	21:57.846	42.79	2:10.491	19	152.92
						13	27:52.886	54.32	2:07.528	4	156.47
8	69	AM	1	X-One Racing Team Andrew HARYANTO (INA)	Lamborghini Huracan ST	23	51:20.919				
						23	49:49.458	97.03	2:08.309	3	155.52
9	57	AM	2	P.S.C Sarun SEREETHORANAKUL (THA) Saravut SEREETHORANAKUL (THA)	Lamborghini Huracan ST	23	51:33.064				
						13	28:01.850	54.37	2:08.101	15	155.77
						10	21:59.340	42.65	2:10.558	7	152.84
10	66	AM	3	Top Speed Racing Team Samson CHAN (HKG) George CHOU (TPE)	Lamborghini Huracan ST	23	51:44.320				
						10	50:16.119	97.16	2:10.837	17	152.51
						13	50:37.883	97.86	2:09.132	8	154.53
11	6	PRO	6	X-One Racing Team Antonio D'AMICO (ITA) Nicolas COSTA (BRA)	Lamborghini Huracan ST	22	48:46.844				
						10	21:26.150	43.94	2:07.828	20	156.10
						12	25:26.177	52.14	2:05.852	2	158.55
12	89	LC	1	Tedco Racing Bill NG (SIN)	Lamborghini Huracan ST	22	51:17.260				
						22	49:43.607	96.96	2:13.335	17	149.65
13	88	LC	2	Petri Corse Gabriele MURRONI (ITA)	Lamborghini Huracan ST	22	51:27.132				
						22	49:55.576	97.03	2:13.560	4	149.40
14	77	LC	3	Top Speed Racing Team Supachai WEERABORWORNONG (THA)	Lamborghini Huracan ST	22	51:37.339				
						22	49:39.907	96.21	2:11.438	22	151.81
15	98	LC	4	Arrows Racing Michael CHOI (HKG) Keith CHAN (HKG)	Lamborghini Huracan ST	22	51:38.130				
						12	27:25.959	53.13	2:11.627	22	151.60
						10	22:35.499	43.75	2:12.798	7	150.26

Weather / Track : Sunny / Dry

Sepang International Circuit
Circuit Length = 5.543 km
Start: 14:17 Flag 15:07 End: 15:12

Lamborghini Super Trofeo Asia 2017

RACE 2 - ROUND 2 - PIT STOP ANALYSIS

P1	11 PRO	Clazio Racing						Lamborghini Huracan ST
D1: Afiq YAZID		Total Stint: 12 Laps - 25:27.220 (50.78%)						Best Lap: 2:06.123 On Lap 18 @ 158.21 kph
D2: Cozzolino KEI		Total Stint: 11 Laps - 23:10.245 (46.22%)						Best Lap: 2:05.466 On Lap 2 @ 159.04 kph
STOP	IN TIME	DRIVER IN	STINT TIME	STOP TIME	TOTAL STOP TIME	OUT TIME	DRIVER OUT	
1 -	14:40:46.244	Cozzolino KEI	23:12.648	1:30.257	1:30.257	14:42:16.501	Afiq YAZID	
-	Finish	Afiq YAZID	25:24.817					
P2	3 PRO	Lazarus						Lamborghini Huracan ST
D1: Artur JANOSZ		Total Stint: 11 Laps - 23:19.654 (46.44%)						Best Lap: 2:06.616 On Lap 18 @ 157.60 kph
D2: Meindert VAN BUUREN		Total Stint: 12 Laps - 25:24.574 (50.58%)						Best Lap: 2:06.197 On Lap 2 @ 158.12 kph
STOP	IN TIME	DRIVER IN	STINT TIME	STOP TIME	TOTAL STOP TIME	OUT TIME	DRIVER OUT	
1 -	14:43:00.873	Meindert VAN BUUREN	25:27.277	1:29.746	1:29.746	14:44:30.619	Artur JANOSZ	
-	Finish	Artur JANOSZ	23:16.951					
P3	5 PRO	FFF Racing Team						Lamborghini Huracan ST
D1: Armaan EBRAHIM		Total Stint: 13 Laps - 49:25.324 (97.11%)						Best Lap: 2:08.070 On Lap 13 @ 155.81 kph
D2: Jack BARTHOLOMEW		Total Stint: 10 Laps - 43:48.524 (86.08%)						Best Lap: 2:08.261 On Lap 4 @ 155.57 kph
STOP	IN TIME	DRIVER IN	STINT TIME	STOP TIME	TOTAL STOP TIME	OUT TIME	DRIVER OUT	
1 -	14:39:09.427	Jack BARTHOLOMEW	21:35.831	1:28.302	1:28.302	14:40:37.729	Armaan EBRAHIM	
-	Finish	Armaan EBRAHIM	27:49.493					
P4	37 Pro/An	GDL Racing Team						Lamborghini Huracan ST
D1: Rik BREUKERS		Total Stint: 13 Laps - 27:48.409 (54.63%)						Best Lap: 2:07.389 On Lap 14 @ 156.64 kph
D2: Nigel FARMER		Total Stint: 10 Laps - 21:37.206 (42.48%)						Best Lap: 2:08.395 On Lap 9 @ 155.41 kph
STOP	IN TIME	DRIVER IN	STINT TIME	STOP TIME	TOTAL STOP TIME	OUT TIME	DRIVER OUT	
1 -	14:39:14.758	Nigel FARMER	21:41.162	1:28.254	1:28.254	14:40:43.012	Rik BREUKERS	
-	Finish	Rik BREUKERS	27:44.453					
P5	2 PRO	Leipart						Lamborghini Huracan ST
D1: Ben GERSEKOWSKI		Total Stint: 13 Laps - 27:57.865 (54.73%)						Best Lap: 2:07.541 On Lap 14 @ 156.45 kph
D2: Rory COLLINGBOURNE		Total Stint: 10 Laps - 21:37.559 (42.33%)						Best Lap: 2:07.788 On Lap 5 @ 156.15 kph
STOP	IN TIME	DRIVER IN	STINT TIME	STOP TIME	TOTAL STOP TIME	OUT TIME	DRIVER OUT	
1 -	14:39:15.369	Rory COLLINGBOURNE	21:41.773	1:30.137	1:30.137	14:40:45.506	Ben GERSEKOWSKI	
-	Finish	Ben GERSEKOWSKI	27:53.651					
P6	15 PRO	FFF Racing Team						Lamborghini Huracan ST
D1: Carrie SCHREINER		Total Stint: 10 Laps - 49:43.846 (97.08%)						Best Lap: 2:09.734 On Lap 20 @ 153.81 kph
D2: Richard GODDARD		Total Stint: 13 Laps - 50:01.601 (97.65%)						Best Lap: 2:07.607 On Lap 3 @ 156.37 kph
STOP	IN TIME	DRIVER IN	STINT TIME	STOP TIME	TOTAL STOP TIME	OUT TIME	DRIVER OUT	
1 -	14:45:24.053	Richard GODDARD	27:50.457	1:29.850	1:29.850	14:46:53.903	Carrie SCHREINER	
-	Finish	Carrie SCHREINER	21:53.389					
P7	33 Pro/An	Leipart						Lamborghini Huracan ST
D1: Mikko ESKELINEN		Total Stint: 10 Laps - 21:57.846 (42.79%)						Best Lap: 2:10.491 On Lap 19 @ 152.92 kph
D2: Maxx EBENAL		Total Stint: 13 Laps - 27:52.886 (54.32%)						Best Lap: 2:07.528 On Lap 4 @ 156.47 kph
STOP	IN TIME	DRIVER IN	STINT TIME	STOP TIME	TOTAL STOP TIME	OUT TIME	DRIVER OUT	
1 -	14:45:29.718	Maxx EBENAL	27:56.122	1:29.178	1:29.178	14:46:58.896	Mikko ESKELINEN	
-	Finish	Mikko ESKELINEN	21:54.610					
P8	69 AM	X-One Racing Team						Lamborghini Huracan ST
D1: Andrew HARYANTO		Total Stint: 23 Laps - 49:49.458 (97.03%)						Best Lap: 2:08.309 On Lap 3 @ 155.52 kph
STOP	IN TIME	DRIVER IN	STINT TIME	STOP TIME	TOTAL STOP TIME	OUT TIME	DRIVER OUT	
1 -	14:43:27.689	Andrew HARYANTO	25:54.093	1:31.461	1:31.461	14:44:59.150	Andrew HARYANTO	
-	Finish	Andrew HARYANTO	23:55.365					
P9	57 AM	P.S.C						Lamborghini Huracan ST
D1: Sarun SEREETHORANAKUL		Total Stint: 13 Laps - 28:01.850 (54.37%)						Best Lap: 2:08.101 On Lap 15 @ 155.77 kph
D2: Saravut SEREETHORANAKUL		Total Stint: 10 Laps - 21:59.340 (42.65%)						Best Lap: 2:10.558 On Lap 7 @ 152.84 kph
STOP	IN TIME	DRIVER IN	STINT TIME	STOP TIME	TOTAL STOP TIME	OUT TIME	DRIVER OUT	

Weather / Track : Sunny / Dry

Results can be found at www.tsl-timing.com

Page 1 of 2

Sepang International Circuit
Circuit Length = 5.543 miles
Start: 14:17 Flag 15:07 End: 15:12

Printed - 15:16 Sunday, 09 April 2017

Lamborghini Super Trofeo Asia 2017

RACE 2 - ROUND 2 - PIT STOP ANALYSIS

1 - 14:39:37.617 Saravut SEREETHORA 22:04.021 1:31.874 1:31.874 14:41:09.491 Sarun SEREETHORAN
 - Finish Sarun SEREETHORAN 27:57.169

P10	66 AM	Top Speed Racing Team	Lamborghini Huracan ST				
D1: Samson CHAN	Total Stint: 10 Laps - 50:16.119 (97.16%)		Best Lap: 2:10.837 On Lap 17 @ 152.51 kph				
D2: George CHOU	Total Stint: 13 Laps - 50:37.883 (97.86%)		Best Lap: 2:09.132 On Lap 8 @ 154.53 kph				
STOP	IN TIME	DRIVER IN	STINT TIME	STOP TIME	TOTAL STOP TIME	OUT TIME	DRIVER OUT
1 -	14:45:53.413	George CHOU	28:19.817	1:28.201	1:28.201	14:47:21.614	Samson CHAN
-	Finish	Samson CHAN	21:56.302				

P11	6 PRO	X-One Racing Team	Lamborghini Huracan ST				
D1: Antonio D'AMICO	Total Stint: 10 Laps - 21:26.150 (43.94%)		Best Lap: 2:07.828 On Lap 20 @ 156.10 kph				
D2: Nicolas COSTA	Total Stint: 12 Laps - 25:26.177 (52.14%)		Best Lap: 2:05.852 On Lap 2 @ 158.55 kph				
STOP	IN TIME	DRIVER IN	STINT TIME	STOP TIME	TOTAL STOP TIME	OUT TIME	DRIVER OUT
1 -	14:28:11.776	Nicolas COSTA	10:38.180	25.938	25.938	14:28:37.714	Nicolas COSTA
2 -	14:43:28.398	Nicolas COSTA	14:50.684	1:28.578	1:54.516	14:44:56.976	Antonio D'AMICO
-	Finish	Antonio D'AMICO	21:23.464				

P12	89 LC	Tedco Racing	Lamborghini Huracan ST				
D1: Bill NG	Total Stint: 22 Laps - 49:43.607 (96.96%)		Best Lap: 2:13.335 On Lap 17 @ 149.65 kph				
STOP	IN TIME	DRIVER IN	STINT TIME	STOP TIME	TOTAL STOP TIME	OUT TIME	DRIVER OUT
1 -	14:42:27.937	Bill NG	24:54.341	1:33.653	1:33.653	14:44:01.590	Bill NG
-	Finish	Bill NG	24:49.266				

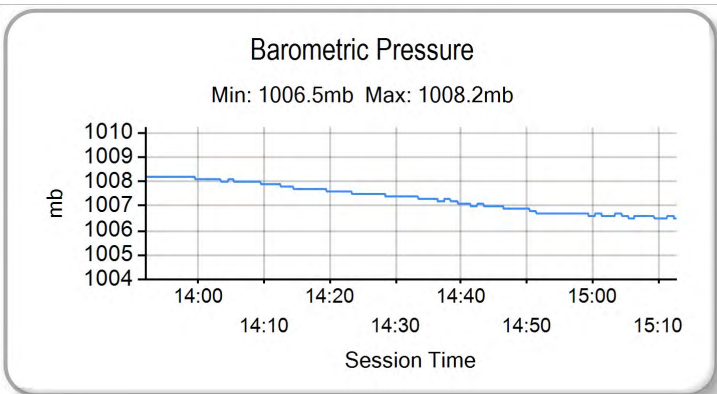
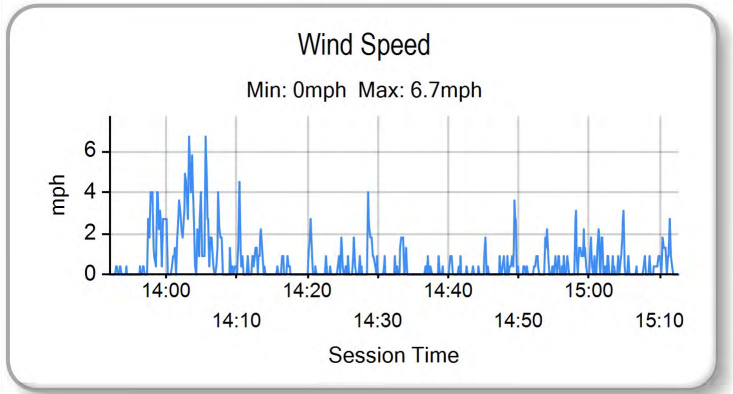
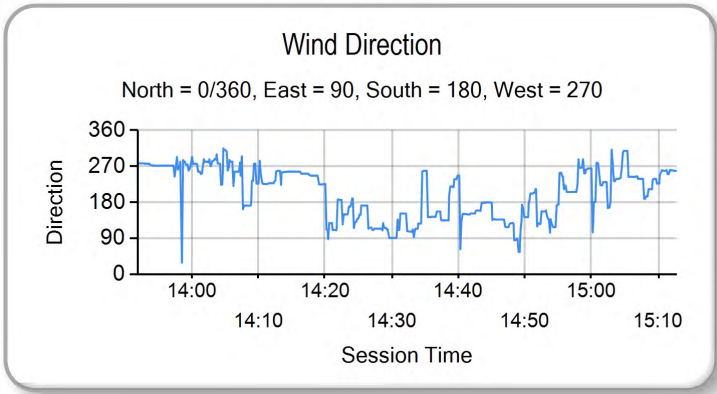
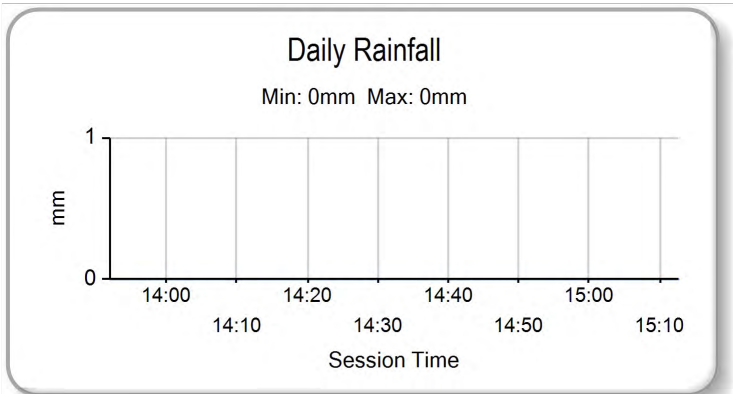
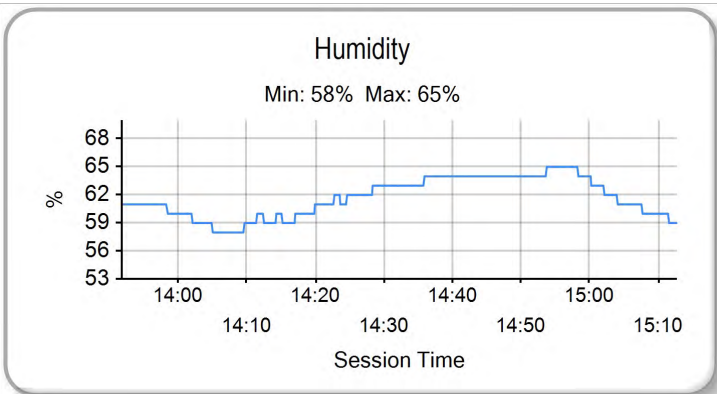
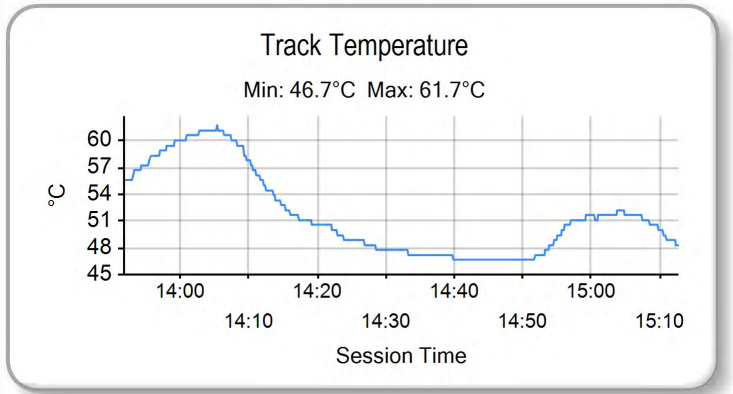
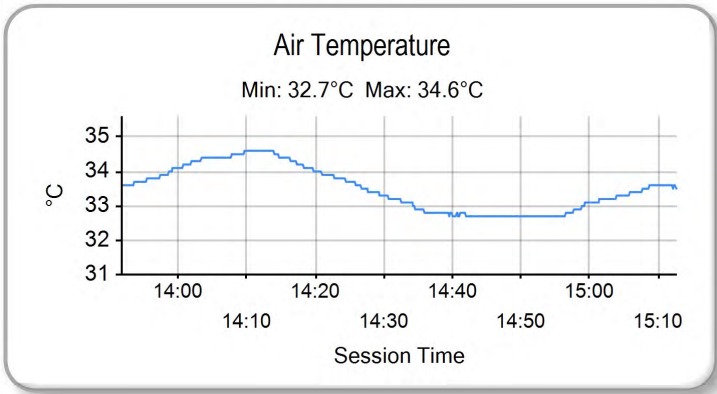
P13	88 LC	Petri Corse	Lamborghini Huracan ST				
D1: Gabriele MURRONI	Total Stint: 22 Laps - 49:55.576 (97.03%)		Best Lap: 2:13.560 On Lap 4 @ 149.40 kph				
STOP	IN TIME	DRIVER IN	STINT TIME	STOP TIME	TOTAL STOP TIME	OUT TIME	DRIVER OUT
1 -	14:40:14.033	Gabriele MURRONI	22:40.437	1:31.556	1:31.556	14:41:45.589	Gabriele MURRONI
-	Finish	Gabriele MURRONI	27:15.139				

P14	77 LC	Top Speed Racing Team	Lamborghini Huracan ST				
D1: Supachai WEERABORN	Total Stint: 22 Laps - 49:39.907 (96.21%)		Best Lap: 2:11.438 On Lap 22 @ 151.81 kph				
STOP	IN TIME	DRIVER IN	STINT TIME	STOP TIME	TOTAL STOP TIME	OUT TIME	DRIVER OUT
1 -	14:38:10.311	Supachai WEERABORN	20:36.715	1:31.744	1:31.744	14:39:42.055	Supachai WEERABORN
2 -	14:46:30.963	Supachai WEERABORN	6:48.908	25.688	1:57.432	14:46:56.651	Supachai WEERABORN
-	Finish	Supachai WEERABORN	22:14.284				

P15	98 LC	Arrows Racing	Lamborghini Huracan ST				
D1: Michael CHOI	Total Stint: 12 Laps - 27:25.959 (53.13%)		Best Lap: 2:11.627 On Lap 22 @ 151.60 kph				
D2: Keith CHAN	Total Stint: 10 Laps - 22:35.499 (43.75%)		Best Lap: 2:12.798 On Lap 7 @ 150.26 kph				
STOP	IN TIME	DRIVER IN	STINT TIME	STOP TIME	TOTAL STOP TIME	OUT TIME	DRIVER OUT
1 -	14:40:14.923	Keith CHAN	22:41.327	1:36.672	1:36.672	14:41:51.595	Michael CHOI
-	Finish	Michael CHOI	27:20.131				

Lamborghini Super Trofeo Asia 2017

RACE 2 - ROUND 2 - WEATHER CONDITIONS



Weather / Track : Sunny / Dry

Results can be found at www.tsl-timing.com

Sepang International Circuit
Circuit Length = 5.543 miles
Start: 14:17 Flag 15:07 End: 15:12

Printed - 15:18 Sunday, 09 April 2017