

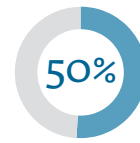
# U.S. Adult Literacy Facts

## U.S. Facts

**43**  
Million

More than 43 million adults in the United States cannot read, write, or do basic math above a third-grade level.<sup>11</sup>

## Member Services



50% of ProLiteracy member programs put students on a waiting list due to demand exceeding program capacity.<sup>2</sup>



Less than 10% of adults in need are receiving services.<sup>2</sup>

## The Cost of Low Literacy

**\$2.2**  
Trillion

Bringing all adults to the equivalent of a sixth-grade reading level would generate an additional \$2.2 trillion in annual income for the country.<sup>3</sup>

**\$106-238**  
Billion

It is estimated between \$106–\$238 billion in health care costs a year are linked to low adult literacy skills.<sup>4</sup>

**3X**  
The Earnings

Workers who have less education than a high school diploma have the lowest median weekly earnings (\$592), three times less than the highest level of education.<sup>5</sup>

## English Language Learners

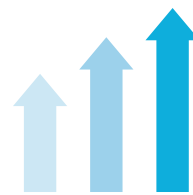


One-in-Five

The U.S. has the world's largest immigrant population, holding one-in-five of the world's immigrants.<sup>6</sup>

**53%**  
Proficient

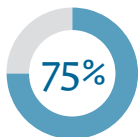
Among immigrants only half (53%) are proficient English speakers.<sup>7</sup>



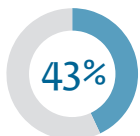
**103 MILLION**

By 2065, immigrants and their descendants are projected to increase the U.S. population by 103 million people.<sup>8</sup>

## Incarceration



**75% of state incarcerated individuals did not complete high school** or can be classified as low literate.<sup>10</sup>



Incarcerated individuals who participate in correctional education programs are **43% less likely to recidivate** than inmates who do not.<sup>11</sup>

## Family Literacy



**A mother's reading skill** is the greatest determinant of her children's future academic success, outweighing other factors, such as neighborhood and family income.<sup>9</sup>

# U.S. Adult Literacy Facts

## References

1. *Adult Literacy in the United States*. (2019, July). <https://nces.ed.gov/pubs2019/2019179.pdf>.
2. *ProLiteracy Annual Statistical Report*. (2021, January). <https://www.proliteracy.org/Resources/Media-Kit/Brochures/Statistical-Report>.
3. Rothwell, J. (2020, September). *Assessing the Economic Gains of Eradicating Illiteracy Nationally and Regionally in the United States*. Barbara Bush Foundation for Family Literacy. <https://www.barbarabush.org/new-economic-study/>.
4. Vernon, J. A., Trujillo, A., Rosenbaum, S. & DeBuono, B. (2007, October). *Low health literacy: Implications for national health policy*. Health Sciences Research Commons. Washington, DC: George Washington University. Retrieved from [http://hsrc.himmelfarb.gwu.edu/sphhs\\_policy\\_facpubs/172/](http://hsrc.himmelfarb.gwu.edu/sphhs_policy_facpubs/172/)
5. Career Outlook Data on Display. (2020, May). *Learn more, earn more: Education leads to higher wages, lower unemployment*: Career Outlook. U.S. Bureau of Labor Statistics. <https://www.bls.gov/careeroutlook/2020/data-on-display/education-pays.htm>.
6. Connor, P., Cohn, D. V., & Gonzalez-Barrera, A. (2013, December 17). *Changing Patterns of Global Migration and Remittances*. Pew Research Center's Social & Demographic Trends Project. <https://www.pewresearch.org/social-trends/2013/12/17/changing-patterns-of-global-migration-and-remittances/>.
7. Budiman, A. (2020, August 20). *Key findings about U.S. immigrants*. Pew Research Center. <https://www.pewresearch.org/fact-tank/2020/08/20/key-findings-about-u-s-immigrants/>.
8. Pew Research Center. (2015, September 28). *Modern Immigration Wave Brings 59 Million to U.S.* Pew Research Center's Hispanic Trends Project. <https://www.pewresearch.org/hispanic/2015/09/28/modern-immigration-wave-brings-59-million-to-u-s-driving-population-growth-and-change-through-2065/>
9. U.S. Department of Health & Human Services. (2010, October 25). *Improving mothers' literacy skills may be best way to boost children's achievement*. National Institute of Health. <https://www.nih.gov/news-events/news-releases/improving-mothers-literacy-skills-may-be-best-way-boost-childrens-achievement>.
10. Wolf Harlow, Ph.D, C. (2003). *Bureau of Justice Statistics Special Report: Education and Correctional Populations*. <https://www.bjs.gov/content/pub/pdf/ecp.pdf>
11. Davis, L., Bozick, R., Steele, J., Saunders, J., & Miles, J. (2013). *Evaluating the Effectiveness of Correctional Education: A Meta-Analysis of Programs That Provide Education to Incarcerated Adults*. <https://doi.org/10.7249/rr266>