

LIBRO DE RESULTADOS

BALONCESTO 3 X 3



Lima
2019

JUEGOS PANAMERICANOS





FORMACIÓN DEL EQUIPO As of 26 JUL 2019
TEAM ROSTER

ARG - ARGENTINA

No.	Name	Date of Birth	Height m/ft in
1	ROMANO Nicolas (C)	1 NOV 1987	2.00/6'7"
2	RUESGA Fausto	18 JUL 2000	1.98/6'6"
5	ZURBRIGGEN Fernando	20 OCT 1997	1.90/6'3"
7	MASSARELLI Luciano	23 JUL 1993	1.80/5'11"
Team Average			1.92/6'4"

Team Uniform Colour:

Light: WHITE

Dark: DARK BLUE



FORMACIÓN DEL EQUIPO As of 26 JUL 2019

TEAM ROSTER

BRA - BRAZIL

No.	Name	Date of Birth	Height m/ft in
3	WEIHERMANN William	2 APR 1997	1.95/6'5"
4	FROEHLICH Jefferson (C)	12 JAN 1991	1.95/6'5"
9	DE CAMARGO Felipe	26 MAR 1991	1.97/6'6"
35	DE MELLO Jonatas	21 APR 1994	1.98/6'6"
Team Average			1.96/6'5"

Team Uniform Colour:

Light: WHITE

Dark: BLUE



FORMACIÓN DEL EQUIPO As of 26 JUL 2019
TEAM ROSTER

DOM - DOMINICAN REPUBLIC

No.	Name	Date of Birth	Height m/ft in
10	PIANTINI Bryan	23 FEB 1988	1.95/6'5"
12	VALDEZ Henry	4 NOV 1982	2.04/6'8"
15	NUÑEZ Adonis	20 JUN 1996	1.86/6'1"
23	BEATO Reyson (C)	7 FEB 1984	1.90/6'3"
Team Average			1.93/6'4"

Team Uniform Colour:

Light: WHITE

Dark: BLUE



FORMACIÓN DEL EQUIPO As of 26 JUL 2019
TEAM ROSTER

PUR - PUERTO RICO

No.	Name	Date of Birth	Height m/ft in
4	FERNANDEZ Tjader	28 JAN 1994	1.80/5'11"
7	ERAZO Josue	7 APR 1995	1.80/5'11"
13	MATIAS Angel	16 JUL 1992	
14	CLAVELL Gilberto (C)	18 AUG 1989	1.80/5'11"
Team Average			1.80/5'11"

Team Uniform Colour:

Light: WHITE

Dark: BLUE



FORMACIÓN DEL EQUIPO As of 26 JUL 2019
TEAM ROSTER

USA - UNITED STATES

No.	Name	Date of Birth	Height m/ft in
4	JONES Dominique	1 JUN 1988	1.75/5'9"
5	OCTEUS Jonathan	23 OCT 1991	1.93/6'4"
6	JETER Sheldon	24 JUL 1994	2.03/6'8"
9	MADDOX Kareem (C)	9 DEC 1989	2.03/6'8"
Team Average			1.93/6'4"

Team Uniform Colour:

Light: WHITE

Dark: NAVY BLUE



FORMACIÓN DEL EQUIPO As of 26 JUL 2019
TEAM ROSTER

VEN - VENEZUELA

No.	Name	Date of Birth	Height m/ft in
20	SIFONTES Yohanner	19 AUG 1995	1.86/6'1"
24	ASCANIO Jose	10 JAN 1996	2.02/6'8"
30	MARTINEZ Edgar		
42	CARRERA Michael (C)	7 JAN 1993	1.96/6'5"
Team Average			1.94/6'4"

Team Uniform Colour:

Light: YELLOW

Dark: RED



HORARIO DE COMPETENCIA As of 28 JUL 2019
COMPETITION SCHEDULE

Date	Start Time	Game Number	Phase	Teams
SAT 27 JUL	16:00	1	Preliminary Round Pool A	USA vs VEN
	16:30	2	Preliminary Round Pool A	BRA vs DOM
	17:00	3	Preliminary Round Pool A	PUR vs ARG
	19:00	4	Preliminary Round Pool A	VEN vs ARG
	19:30	5	Preliminary Round Pool A	DOM vs PUR
	20:00	6	Preliminary Round Pool A	BRA vs USA
SUN 28 JUL	14:30	7	Preliminary Round Pool A	BRA vs VEN
	15:00	8	Preliminary Round Pool A	PUR vs USA
	15:30	9	Preliminary Round Pool A	ARG vs DOM
	17:30	10	Preliminary Round Pool A	VEN vs DOM
	18:00	11	Preliminary Round Pool A	USA vs ARG
	18:30	12	Preliminary Round Pool A	BRA vs PUR
	20:30	13	Preliminary Round Pool A	PUR vs VEN
	21:00	14	Preliminary Round Pool A	ARG vs BRA
	21:30	15	Preliminary Round Pool A	DOM vs USA
MON 29 JUL	10:00	16	Semifinal	PUR vs DOM
	10:30	17	Semifinal	BRA vs USA
	11:30	18	Places 5th-6th	VEN vs ARG
	12:30	19	Bronze Medal	Loser #16 vs Loser #17
	13:30	20	Gold Medal	Winner #16 vs Winner #17



MEDALLISTAS

MEDALLISTS

GOLD	SILVER	BRONZE
------	--------	--------

USA - United States of America

- 4 JONES Dominique
- 5 OCTEUS Jonathan
- 6 JETER Sheldon
- 9 MADDOX Kareem

PUR - Puerto Rico

- 4 FERNANDEZ Tjader
- 7 ERAZO Josue
- 13 MATIAS Angel
- 14 CLAVELL Gilberto

DOM - Dominican Republic

- 10 PIANTINI Bryan
- 12 VALDEZ Henry
- 15 NUÑEZ Adonis
- 23 BEATO Reyson

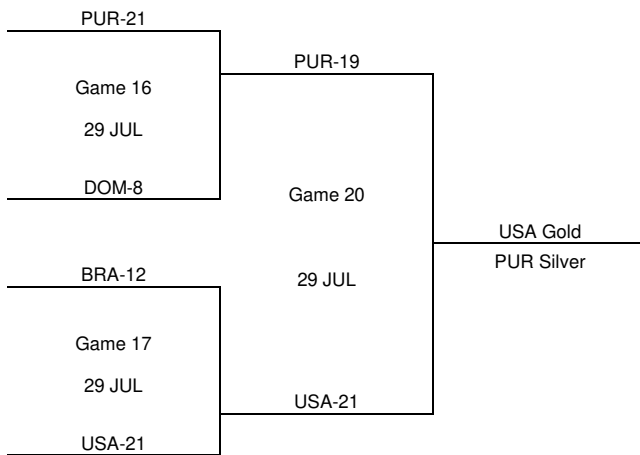


SUMARIO DEL TORNEO As of 29 JUL 2019
TOURNAMENT SUMMARY

Pool A								Games			Average Points For
Rank		PUR	BRA	USA	DOM	VEN	ARG	P	W	L	
1	PUR		21-18	20-18	21-12	21-10	21-12	5	5	0	20.8
2	BRA	18-21		20-19	22-13	20-22	21-16	5	3	2	20.2
3	USA	18-20	19-20		21-13	21-14	20-22	5	2	3	19.8
4	DOM	12-21	13-22	13-21		22-18	21-16	5	2	3	16.2
5	VEN	10-21	22-20	14-21	18-22		21-20	5	2	3	17.0
6	ARG	12-21	16-21	22-20	16-21	20-21		5	1	4	17.2

Semifinal

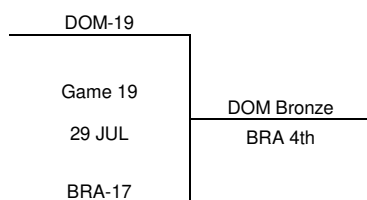
Gold Medal



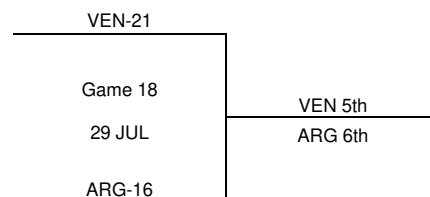
Final Standings

Medal	Rank	Team	GP	W-L
Gold	1	USA	7	4-3
Silver	2	PUR	7	6-1
Bronze	3	DOM	7	3-4
	4	BRA	7	3-4
	5	VEN	6	3-3
	6	ARG	6	1-5

Bronze Medal



Places 5th-6th



Legend:	GP	Games Played	W-L	Win-Loss
----------------	----	--------------	-----	----------



RESULTADOS

RESULTS

USA 21 vs 14 VEN (21:14)

Referees: MARTINEZ Angel (PUR) / PAZ Gonzalo (URU)

Commissioner: NARVAEZ Oswaldo (VEN)

Scoring

USA	21
VEN	14

USA - UNITED STATES

No.	Name	MIN	Field Goals		1 Point		2 Points		Free Throws		PF	PTS
			M/A	%	M/A	%	M/A	%	M/A	%		
4	JONES Dominique	9:18	5/9	56			5/9	56	2/3	67	1	12
5	OCTEUS Jonathan	6:23	0/4	0	0/1	0	0/3	0				1
6	JETER Sheldon	6:47	2/5	40	1/1	100	1/4	25			5	3
9	MADDOX Kareem (C)	7:32	3/4	75	2/2	100	1/2	50	2/2	100		6
Totals			10/22	45	3/4	75	7/18	39	4/5	80	7	21

VEN - VENEZUELA

No.	Name	MIN	Field Goals		1 Point		2 Points		Free Throws		PF	PTS
			M/A	%	M/A	%	M/A	%	M/A	%		
20	SIFONTES Yohanner	8:50	1/5	20	0/2	0	1/3	33	0/2	0	1	2
24	ASCANIO Jose	5:35	0/1	0	0/1	0			0/1	0		
30	MARTINEZ Edgar	6:59	2/3	67	1/2	50	1/1	100	2/2	100	1	5
42	CARRERA Michael (C)	8:36	5/13	38	4/11	36	1/2	50	1/2	50	5	7
Totals			8/22	36	5/16	31	3/6	50	3/7	43	7	14

	USA	VEN
Biggest Lead	8	2
Biggest Scoring Run	8-0(17-9)	5-0(17-14)
Lead Changes	1	
Times Tied	4	

Legend:

%	Shooting Percentage	(C)	Captain	M/A	Made/Attempts	MIN	Minutes Played
No.	Uniform Number	OT	Overtime	PF	Fouls	PTS	Points



RESULTADOS

RESULTS

BRA 22 vs 13 DOM (22:13)

Referees: MALDONADO Sonia (PUR) / TUITT Glenn (USA)

Commissioner: NARVAEZ Oswaldo (VEN)

Scoring

BRA	22
DOM	13

BRA - BRAZIL

No.	Name	MIN	Field Goals		1 Point		2 Points		Free Throws		PF	PTS
			M/A	%	M/A	%	M/A	%	M/A	%		
3	WEIHERMANN William	8:34	5/10	50	1/5	20	4/5	80	2/4	50		11
4	FROELICH Jefferson (C)	8:00	3/4	75	2/3	67	1/1	100			2	4
9	DE CAMARGO Felipe	4:38	5/8	63	4/5	80	1/3	33			2	6
35	DE MELLO Jonatas	8:48	1/3	33	1/2	50	0/1	0			2	1
Totals			14/25	56	8/15	53	6/10	60	2/4	50	6	22

DOM - DOMINICAN REPUBLIC

No.	Name	MIN	Field Goals		1 Point		2 Points		Free Throws		PF	PTS
			M/A	%	M/A	%	M/A	%	M/A	%		
10	PIANTINI Bryan	6:59	0/1	0	0/1	0					2	
12	VALDEZ Henry	5:21	2/4	50	2/4	50					4	2
15	NUÑEZ Adonis	8:45	1/7	14	1/6	17	0/1	0			1	1
23	BEATO Reyson (C)	8:55	6/10	60	3/5	60	3/5	60	1/2	50	2	10
Totals			9/22	41	6/16	38	3/6	50	1/2	50	9	13

	BRA	DOM
Biggest Lead	9	1
Biggest Scoring Run	6-0(20-12)	4-0(14-12)
Lead Changes	1	
Times Tied	2	

Legend:

%	Shooting Percentage	(C)	Captain	M/A	Made/Attempts	MIN	Minutes Played
No.	Uniform Number	OT	Overtime	PF	Fouls	PTS	Points



RESULTADOS

RESULTS

PUR 21 vs 12 ARG (21:12)

Referees: PAZ Gonzalo (URU) / TUITT Glenn (USA)

Commissioner: NARVAEZ Oswaldo (VEN)

Scoring

PUR	21
ARG	12

PUR - PUERTO RICO

No.	Name	MIN	Field Goals		1 Point		2 Points		Free Throws		PF	PTS
			M/A	%	M/A	%	M/A	%	M/A	%		
4	FERNANDEZ Tjader	8:50	3/6	50	0/2	0	3/4	75				6
7	ERAZO Josue	7:49	0/1	0			0/1	0			1	1
13	MATIAS Angel	4:52	7/8	88	5/6	83	2/2	100	1/1	100	1	10
14	CLAVELL Gilberto (C)	8:29	4/6	67	3/4	75	1/2	50			4	5
Totals			14/21	67	8/12	67	6/9	67	1/1	100	6	21

ARG - ARGENTINA

No.	Name	MIN	Field Goals		1 Point		2 Points		Free Throws		PF	PTS
			M/A	%	M/A	%	M/A	%	M/A	%		
1	ROMANO Nicolas (C)	8:54	6/12	50	4/6	67	2/6	33	0/1	0	1	8
2	RUESGA Fausto	8:00	0/4	0	0/1	0	0/3	0	1/1	100	1	1
5	ZURBRIGGEN Fernando	9:25	0/2	0	0/2	0			0/1	0		
7	MASSARELLI Luciano	3:41	2/5	40	1/1	100	1/4	25			2	3
Totals			8/23	35	5/10	50	3/13	23	1/3	33	4	12

	PUR	ARG
Biggest Lead	11	0
Biggest Scoring Run	5-0(16-5)	5-0(16-10)
Lead Changes		0
Times Tied		0

Legend:

%	Shooting Percentage	(C)	Captain	M/A	Made/Attempts	MIN	Minutes Played
No.	Uniform Number	OT	Overtime	PF	Fouls	PTS	Points



RESULTADOS

RESULTS

VEN 21 vs 20 ARG (21:20)

Referees: MARTINEZ Angel (PUR) / ZACHI Carolina (BRA)

Commissioner: NARVAEZ Oswaldo (VEN)

Scoring

VEN	21
ARG	20

VEN - VENEZUELA

No.	Name	MIN	Field Goals		1 Point		2 Points		Free Throws		PF	PTS
			M/A	%	M/A	%	M/A	%	M/A	%		
20	SIFONTES Yohanner	9:39	4/8	50	3/5	60	1/3	33	1/2	50	2	6
24	ASCANIO Jose	3:45	1/2	50	1/2	50			1/2	50	1	2
30	MARTINEZ Edgar	7:32	1/2	50	1/2	50					1	1
42	CARRERA Michael (C)	9:04	6/9	67	5/6	83	1/3	33	5/8	63	5	12
Totals			12/21	57	10/15	67	2/6	33	7/12	58	9	21

ARG - ARGENTINA

No.	Name	MIN	Field Goals		1 Point		2 Points		Free Throws		PF	PTS
			M/A	%	M/A	%	M/A	%	M/A	%		
1	ROMANO Nicolas (C)	8:53	2/5	40	0/3	0	2/2	100	2/2	100	3	6
2	RUESGA Fausto	7:02	2/5	40			2/5	40	1/1	100	3	5
5	ZURBRIGGEN Fernando	9:17	3/6	50	3/4	75	0/2	0	2/4	50	3	5
7	MASSARELLI Luciano	4:48	2/8	25			2/8	25			2	4
Totals			9/24	38	3/7	43	6/17	35	5/7	71	11	20

	VEN	ARG
Biggest Lead	2	4
Biggest Scoring Run	5-0(20-18)	3-0(4-5)
Lead Changes	4	
Times Tied	4	

Legend:

%	Shooting Percentage	(C)	Captain	M/A	Made/Attempts	MIN	Minutes Played
No.	Uniform Number	OT	Overtime	PF	Fouls	PTS	Points



RESULTADOS

RESULTS

DOM 12 vs 21 PUR

(12:21)

Referees: HERDMAN Kayla (CAN) / TUITT Glenn (USA)

Commissioner: NARVAEZ Oswaldo (VEN)

Scoring

DOM	12
PUR	21

DOM - DOMINICAN REPUBLIC

No.	Name	MIN	Field Goals		1 Point		2 Points		Free Throws		PF	PTS
			M/A	%	M/A	%	M/A	%	M/A	%		
10	PIANTINI Bryan	7:31	2/4	50	2/4	50					2	2
*12	VALDEZ Henry	8:57									1	
*15	NUÑEZ Adonis	4:56	2/6	33	2/3	67	0/3	0			1	2
*23	BEATO Reyson (C)	8:36	5/11	45	2/4	50	3/7	43				8
Totals			9/21	43	6/11	55	3/10	30			4	12

PUR - PUERTO RICO

No.	Name	MIN	Field Goals		1 Point		2 Points		Free Throws		PF	PTS
			M/A	%	M/A	%	M/A	%	M/A	%		
*4	FERNANDEZ Tjader	8:06	5/6	83	1/2	50	4/4	100				9
7	ERAZO Josue	7:44	2/3	67	1/2	50	1/1	100				3
*13	MATIAS Angel	8:25	4/12	33	2/7	29	2/5	40	0/2	0	1	6
*14	CLAVELL Gilberto (C)	5:45	2/6	33	1/3	33	1/3	33			2	3
Totals			13/27	48	5/14	36	8/13	62	0/2	0	3	21

	DOM	PUR
Biggest Lead	0	9
Biggest Scoring Run	4-0(4-4)	6-0(5-13)
Lead Changes	0	
Times Tied	1	

Legend:

%	Shooting Percentage	(C)	Captain	*	Starters	M/A	Made/Attempts
MIN	Minutes Played	No.	Uniform Number	OT	Overtime	PF	Fouls
PTS	Points						



RESULTADOS

RESULTS

BRA 20 vs 19 USA

(20:19)

Referees: MALDONADO Sonia (PUR) / PAZ Gonzalo (URU)

Commissioner: NARVAEZ Oswaldo (VEN)

Scoring

BRA	20
USA	19

BRA - BRAZIL

No.	Name	MIN	Field Goals		1 Point		2 Points		Free Throws		PF	PTS
			M/A	%	M/A	%	M/A	%	M/A	%		
*3	WEIHERMANN William	7:42	2/7	29	1/2	50	1/5	20	1/1	100		4
*4	FROEHLICH Jefferson (C)	7:24	1/2	50	0/1	0	1/1	100	1/2	50	2	3
9	DE CAMARGO Felipe	6:52	3/7	43	3/4	75	0/3	0	1/1	100	1	4
*35	DE MELLO Jonatas	8:02	5/8	63	5/8	63			4/5	80		9
Totals			11/24	46	9/15	60	2/9	22	7/9	78	3	20

USA - UNITED STATES

No.	Name	MIN	Field Goals		1 Point		2 Points		Free Throws		PF	PTS
			M/A	%	M/A	%	M/A	%	M/A	%		
*4	JONES Dominique	7:00	6/10	60	5/7	71	1/3	33	0/1	0		7
*5	OCTEUS Jonathan	7:27	4/7	57	4/6	67	0/1	0	0/1	0	2	4
6	JETER Sheldon	6:52	3/5	60	3/3	100	0/2	0			3	3
*9	MADDOX Kareem (C)	8:41	4/8	50	3/3	100	1/5	20			4	5
Totals			17/30	57	15/19	79	2/11	18	0/2	0	9	19

	BRA	USA
Biggest Lead	4	1
Biggest Scoring Run	3-0(8-5)	3-0(14-13)
Lead Changes	3	
Times Tied	5	

Legend:

%	Shooting Percentage	(C)	Captain	*	Starters	M/A	Made/Attempts
MIN	Minutes Played	No.	Uniform Number	OT	Overtime	PF	Fouls
PTS	Points						



RESULTADOS

RESULTS

BRA 20 vs 22 VEN (20:22)

Referees: MARTINEZ Angel (PUR) / TUITT Glenn (USA)

Commissioner: NARVAEZ Oswaldo (VEN)

Scoring

BRA	20
VEN	22

BRA - BRAZIL

No.	Name	MIN	Field Goals		1 Point		2 Points		Free Throws		PF	PTS
			M/A	%	M/A	%	M/A	%	M/A	%		
3	WEIHERMANN William	7:15	3/8	38	1/3	33	2/5	40	2/3	67	2	7
*4	FROELICH Jefferson (C)	9:36	6/9	67	2/4	50	4/5	80			5	10
*9	DE CAMARGO Felipe	6:18	1/4	25	1/1	100	0/3	0				1
*35	DE MELLO Jonatas	6:51	2/2	100	2/2	100			0/2	0	1	2
Totals			12/23	52	6/10	60	6/13	46	2/5	40	8	20

VEN - VENEZUELA

No.	Name	MIN	Field Goals		1 Point		2 Points		Free Throws		PF	PTS
			M/A	%	M/A	%	M/A	%	M/A	%		
*20	SIFONTES Yohanner	8:39	3/7	43	2/6	33	1/1	100	1/1	100	2	5
24	ASCANIO Jose	4:22	0/1	0	0/1	0					2	
*30	MARTINEZ Edgar	7:35	2/4	50	1/1	100	1/3	33			1	3
*42	CARRERA Michael (C)	9:24	5/8	63	3/5	60	2/3	67	7/8	88	4	14
Totals			10/20	50	6/13	46	4/7	57	8/9	89	9	22

	BRA	VEN
Biggest Lead	5	2
Biggest Scoring Run	5-0(9-4)	6-0(18-19)
Lead Changes	2	
Times Tied	5	

Legend:

%	Shooting Percentage	(C)	Captain	*	Starters	M/A	Made/Attempts
MIN	Minutes Played	No.	Uniform Number	OT	Overtime	PF	Fouls
PTS	Points						



RESULTADOS

RESULTS

PUR 20 vs 18 USA (20:18)

Referees: HERDMAN Kayla (CAN) / PAZ Gonzalo (URU)

Commissioner: NARVAEZ Oswaldo (VEN)

Scoring

PUR	20
USA	18

PUR - PUERTO RICO

No.	Name	MIN	Field Goals		1 Point		2 Points		Free Throws		PF	PTS
			M/A	%	M/A	%	M/A	%	M/A	%		
4	FERNANDEZ Tjader	6:30	4/7	57	3/3	100	1/4	25			1	5
7	ERAZO Josue	6:22	2/6	33	2/4	50	0/2	0	2/3	67	1	4
13	MATIAS Angel	8:29	4/10	40	3/7	43	1/3	33	1/1	100	3	6
14	CLAVELL Gilberto (C)	8:39	4/5	80	4/5	80			1/4	25	5	5
Totals			14/28	50	12/19	63	2/9	22	4/8	50	10	20

USA - UNITED STATES

No.	Name	MIN	Field Goals		1 Point		2 Points		Free Throws		PF	PTS
			M/A	%	M/A	%	M/A	%	M/A	%		
4	JONES Dominique	8:44	4/12	33	3/4	75	1/8	13			1	5
5	OCTEUS Jonathan	7:14	3/8	38	1/4	25	2/4	50	3/6	50	4	8
6	JETER Sheldon	5:15	0/3	0	0/1	0	0/2	0			2	
9	MADDOX Kareem (C)	8:47	3/5	60	3/4	75	0/1	0	2/3	67	1	5
Totals			10/28	36	7/13	54	3/15	20	5/9	56	8	18

	PUR	USA
Biggest Lead	3	2
Biggest Scoring Run	3-0(3-1)	4-0(4-6)
Lead Changes	5	
Times Tied	10	

Legend:

%	Shooting Percentage	(C)	Captain	M/A	Made/Attempts	MIN	Minutes Played
No.	Uniform Number	OT	Overtime	PF	Fouls	PTS	Points



RESULTADOS

RESULTS

ARG 16 vs 21 DOM (16:21)

Referees: MARTINEZ Angel (PUR) / ZACHI Carolina (BRA)

Commissioner: NARVAEZ Oswaldo (VEN)

Scoring

ARG	16
DOM	21

ARG - ARGENTINA

No.	Name	MIN	Field Goals		1 Point		2 Points		Free Throws		PF	PTS
			M/A	%	M/A	%	M/A	%	M/A	%		
1	ROMANO Nicolas (C)	9:34	0/5	0	0/2	0	0/3	0	1/1	100	2	1
2	RUESGA Fausto	7:32	3/3	100	3/3	100			2/2	100	2	5
5	ZURBRIGGEN Fernando	8:26	1/2	50	0/1	0	1/1	100			3	2
7	MASSARELLI Luciano	4:28	5/8	63	3/3	100	2/5	40	1/1	100		8
Totals			9/18	50	6/9	67	3/9	33	4/4	100	7	16

DOM - DOMINICAN REPUBLIC

No.	Name	MIN	Field Goals		1 Point		2 Points		Free Throws		PF	PTS
			M/A	%	M/A	%	M/A	%	M/A	%		
10	PIANTINI Bryan	4:05	1/2	50	1/2	50					3	1
12	VALDEZ Henry	9:34	1/2	50	1/1	100	0/1	0	2/2	100	3	3
15	NUÑEZ Adonis	7:20	5/7	71	1/1	100	4/6	67	2/2	100	1	11
23	BEATO Reyson (C)	9:01	3/6	50	0/1	0	3/5	60			1	6
Totals			10/17	59	3/5	60	7/12	58	4/4	100	8	21

	ARG	DOM
Biggest Lead	2	8
Biggest Scoring Run	6-0(14-16)	9-0(7-14)
Lead Changes	2	
Times Tied	3	

Legend:

%	Shooting Percentage	(C)	Captain	M/A	Made/Attempts	MIN	Minutes Played
No.	Uniform Number	OT	Overtime	PF	Fouls	PTS	Points



RESULTADOS

RESULTS

VEN 18 vs 22 DOM (18:22)

Referees: PAZ Gonzalo (URU) / TUITT Glenn (USA)

Commissioner: NARVAEZ Oswaldo (VEN)

Scoring

VEN	18
DOM	22

VEN - VENEZUELA

No.	Name	MIN	Field Goals		1 Point		2 Points		Free Throws		PF	PTS
			M/A	%	M/A	%	M/A	%	M/A	%		
*20	SIFONTES Yohanner	9:43	4/10	40	1/4	25	3/6	50			1	7
24	ASCANIO Jose	4:08	3/5	60	2/4	50	1/1	100			3	4
*30	MARTINEZ Edgar	7:05	0/4	0	0/1	0	0/3	0			1	
*42	CARRERA Michael (C)	9:04	5/12	42	5/5	100	0/7	0	2/2	100	2	7
Totals			12/31	39	8/14	57	4/17	24	2/2	100	7	18

DOM - DOMINICAN REPUBLIC

No.	Name	MIN	Field Goals		1 Point		2 Points		Free Throws		PF	PTS
			M/A	%	M/A	%	M/A	%	M/A	%		
*10	PIANTINI Bryan	5:52	0/2	0	0/2	0					2	
*12	VALDEZ Henry	9:17	1/2	50	1/2	50					3	1
15	NUÑEZ Adonis	6:52	8/14	57	2/3	67	6/11	55	3/3	100	1	17
*23	BEATO Reyson (C)	7:59	3/11	27	2/4	50	1/7	14	0/1	0	1	4
Totals			12/29	41	5/11	45	7/18	39	3/4	75	7	22

	VEN	DOM
Biggest Lead	9	4
Biggest Scoring Run	4-0(7-1)	8-0(16-18)
Lead Changes		1
Times Tied		2

Legend:

%	Shooting Percentage	(C)	Captain	*	Starters	M/A	Made/Attempts
MIN	Minutes Played	No.	Uniform Number	OT	Overtime	PF	Fouls
PTS	Points						



RESULTADOS

RESULTS

USA 20 vs 22 ARG (20:22)

Referees: MALDONADO Sonia (PUR) / MARTINEZ Angel (PUR)

Commissioner: NARVAEZ Oswaldo (VEN)

Scoring

USA	20
ARG	22

USA - UNITED STATES

No.	Name	MIN	Field Goals		1 Point		2 Points		Free Throws		PF	PTS
			M/A	%	M/A	%	M/A	%	M/A	%		
4	JONES Dominique	6:53	9/16	56	6/8	75	3/8	38	0/1	0	2	12
5	OCTEUS Jonathan	7:56	2/7	29	2/4	50	0/3	0			4	2
6	JETER Sheldon	6:23	4/5	80	4/4	100	0/1	0			1	4
9	MADDOX Kareem (C)	8:48	2/6	33	2/6	33					2	2
Totals			17/34	50	14/22	64	3/12	25	0/1	0	9	20

ARG - ARGENTINA

No.	Name	MIN	Field Goals		1 Point		2 Points		Free Throws		PF	PTS
			M/A	%	M/A	%	M/A	%	M/A	%		
1	ROMANO Nicolas (C)	8:42	5/7	71	3/4	75	2/3	67	3/3	100	3	10
2	RUESGA Fausto	6:19	3/3	100	2/2	100	1/1	100				4
5	ZURBRIGGEN Fernando	7:20	1/5	20	1/4	25	0/1	0	1/2	50	3	2
7	MASSARELLI Luciano	7:39	3/5	60	0/1	0	3/4	75				6
Totals			12/20	60	6/11	55	6/9	67	4/5	80	6	22

	USA	ARG
Biggest Lead	6	2
Biggest Scoring Run	4-0(4-2)	4-0(12-11)
Lead Changes	6	
Times Tied	5	

Legend:

%	Shooting Percentage	(C)	Captain	M/A	Made/Attempts	MIN	Minutes Played
No.	Uniform Number	OT	Overtime	PF	Fouls	PTS	Points



RESULTADOS

RESULTS

BRA 18 vs 21 PUR (18:21)

Referees: HERDMAN Kayla (CAN) / TUITT Glenn (USA)

Commissioner: NARVAEZ Oswaldo (VEN)

Scoring

BRA	18
PUR	21

BRA - BRAZIL

No.	Name	MIN	Field Goals		1 Point		2 Points		Free Throws		PF	PTS
			M/A	%	M/A	%	M/A	%	M/A	%		
3	WEIHERMANN William	6:33	3/6	50	1/2	50	2/4	50				5
*4	FROELICH Jefferson (C)	8:51	2/3	67	1/2	50	1/1	100			1	3
*9	DE CAMARGO Felipe	7:03	5/7	71	4/5	80	1/2	50			3	6
*35	DE MELLO Jonatas	7:33	4/7	57	4/7	57					1	4
Totals			14/23	61	10/16	63	4/7	57			5	18

PUR - PUERTO RICO

No.	Name	MIN	Field Goals		1 Point		2 Points		Free Throws		PF	PTS
			M/A	%	M/A	%	M/A	%	M/A	%		
*4	FERNANDEZ Tjader	5:51	3/6	50	1/1	100	2/5	40			3	5
7	ERAZO Josue	5:57	2/4	50	2/2	100	0/2	0				2
*13	MATIAS Angel	9:14	10/13	77	7/10	70	3/3	100				13
*14	CLAVELL Gilberto (C)	8:58	1/5	20	1/2	50	0/3	0				1
Totals			16/28	57	11/15	73	5/13	38			3	21

	BRA	PUR
Biggest Lead	1	7
Biggest Scoring Run	3-0(10-14)	3-0(4-8)
Lead Changes	2	
Times Tied	1	

Legend:

%	Shooting Percentage	(C)	Captain	*	Starters	M/A	Made/Attempts
MIN	Minutes Played	No.	Uniform Number	OT	Overtime	PF	Fouls
PTS	Points						



RESULTADOS

RESULTS

PUR 21 vs 10 VEN (21:10)

Referees: TUITT Glenn (USA) / ZACHI Carolina (BRA)

Commissioner: NARVAEZ Oswaldo (VEN)

Scoring

PUR	21
VEN	10

PUR - PUERTO RICO

No.	Name	MIN	Field Goals		1 Point		2 Points		Free Throws		PF	PTS
			M/A	%	M/A	%	M/A	%	M/A	%		
*4	FERNANDEZ Tjader	6:57	4/8	50	2/4	50	2/4	50	1/1	100	2	7
7	ERAZO Josue	5:01	2/3	67	1/1	100	1/2	50			2	3
*13	MATIAS Angel	9:09	4/9	44	2/4	50	2/5	40	1/2	50	1	7
*14	CLAVELL Gilberto (C)	8:53	3/5	60	2/2	100	1/3	33				4
Totals			13/25	52	7/11	64	6/14	43	2/3	67	5	21

VEN - VENEZUELA

No.	Name	MIN	Field Goals		1 Point		2 Points		Free Throws		PF	PTS
			M/A	%	M/A	%	M/A	%	M/A	%		
*20	SIFONTES Yohanner	10:00	3/5	60	3/3	100	0/2	0			1	3
24	ASCANIO Jose	8:25	1/4	25	1/2	50	0/2	0	1/1	100		2
*30	MARTINEZ Edgar	8:58	4/7	57	3/4	75	1/3	33	0/1	0	3	5
*42	CARRERA Michael (C)	2:37									2	
Totals			8/16	50	7/9	78	1/7	14	1/2	50	6	10

	PUR	VEN
Biggest Lead	11	1
Biggest Scoring Run	7-0(10-4)	3-0(3-4)
Lead Changes	2	
Times Tied	2	

Legend:						
%	Shooting Percentage	(C)	Captain	*	Starters	M/A
MIN	Minutes Played	No.	Uniform Number	OT	Overtime	PF
PTS	Points					Made/Attempts Fouls



RESULTADOS
RESULTS

ARG 16 vs 21 BRA
(16:21)

Referees: HERDMAN Kayla (CAN) / PAZ Gonzalo (URU)

Commissioner: NARVAEZ Oswaldo (VEN)

Scoring
ARG 16
BRA 21

ARG - ARGENTINA

No.	Name	MIN	Field Goals		1 Point		2 Points		Free Throws		PF	PTS
			M/A	%	M/A	%	M/A	%	M/A	%		
*1	ROMANO Nicolas (C)	10:00	2/7	29	2/5	40	0/2	0			2	2
*2	RUESGA Fausto	6:55	5/5	100	5/5	100			2/2	100	1	7
*5	ZURBRIGGEN Fernando	7:42	1/6	17	0/3	0	1/3	33	1/1	100	6	3
7	MASSARELLI Luciano	5:23	2/4	50	1/2	50	1/2	50	1/1	100		4
Totals			10/22	45	8/15	53	2/7	29	4/4	100	9	16

BRA - BRAZIL

No.	Name	MIN	Field Goals		1 Point		2 Points		Free Throws		PF	PTS
			M/A	%	M/A	%	M/A	%	M/A	%		
3	WEIHERMANN William	7:08	4/8	50	1/2	50	3/6	50	2/2	100	1	9
*4	FROEHLICH Jefferson (C)	7:40	3/6	50	3/6	50			2/2	100	2	5
*9	DE CAMARGO Felipe	7:21	1/5	20	1/4	25	0/1	0	0/2	0	1	1
*35	DE MELLO Jonatas	7:51	5/5	100	5/5	100			1/4	25	2	6
Totals			13/24	54	10/17	59	3/7	43	5/10	50	6	21

	ARG	BRA
Biggest Lead	0	6
Biggest Scoring Run	4-0(9-10)	3-0(1-4)
Lead Changes	0	
Times Tied	1	

Legend:						
%	Shooting Percentage	(C)	Captain	*	Starters	M/A
MIN	Minutes Played	No.	Uniform Number	OT	Overtime	PF
PTS	Points					Made/Attempts Fouls



RESULTADOS

RESULTS

DOM 13 vs 21 USA (13:21)

Referees: HERDMAN Kayla (CAN) / MARTINEZ Angel (PUR)

Commissioner: NARVAEZ Oswaldo (VEN)

Scoring

DOM	13
USA	21

DOM - DOMINICAN REPUBLIC

No.	Name	MIN	Field Goals		1 Point		2 Points		Free Throws		PF	PTS
			M/A	%	M/A	%	M/A	%	M/A	%		
10	PIANTINI Bryan	4:43	0/3	0	0/1	0	0/2	0			2	
12	VALDEZ Henry	8:30	2/3	67	2/3	67					2	2
15	NUÑEZ Adonis	8:13	3/8	38	2/2	100	1/6	17			1	4
23	BEATO Reyson (C)	8:34	5/11	45	3/6	50	2/5	40			3	7
Totals			10/25	40	7/12	58	3/13	23			8	13

USA - UNITED STATES

No.	Name	MIN	Field Goals		1 Point		2 Points		Free Throws		PF	PTS
			M/A	%	M/A	%	M/A	%	M/A	%		
4	JONES Dominique	7:44	3/9	33	0/2	0	3/7	43	2/2	100	2	8
5	OCTEUS Jonathan	6:22	1/5	20	1/3	33	0/2	0	3/3	100	2	4
6	JETER Sheldon	7:27	3/7	43	3/4	75	0/3	0	1/1	100		4
9	MADDOX Kareem (C)	8:27	3/3	100	2/2	100	1/1	100	1/2	50	1	5
Totals			10/24	42	6/11	55	4/13	31	7/8	88	5	21

	DOM	USA
Biggest Lead	0	8
Biggest Scoring Run	4-0(8-11)	5-0(4-11)
Lead Changes		0
Times Tied		0

Legend:							
%	Shooting Percentage	(C)	Captain	M/A	Made/Attempts	MIN	Minutes Played
No.	Uniform Number	OT	Overtime	PF	Fouls	PTS	Points



RESULTADOS

RESULTS

PUR 21 vs 8 DOM

(21:8)

Referees: HERDMAN Kayla (CAN) / TUITT Glenn (USA)

Commissioner: NARVAEZ Oswaldo (VEN)

Scoring

PUR	21
DOM	8

PUR - PUERTO RICO

No.	Name	MIN	Field Goals		1 Point		2 Points		Free Throws		PF	PTS
			M/A	%	M/A	%	M/A	%	M/A	%		
*4	FERNANDEZ Tjader	9:02	5/9	56	2/3	67	3/6	50	3/4	75	1	11
7	ERAZO Josue	7:32	0/2	0	0/2	0						
*13	MATIAS Angel	4:26	1/4	25	1/2	50	0/2	0	1/1	100	2	2
*14	CLAVELL Gilberto (C)	9:00	5/8	63	4/5	80	1/3	33	2/3	67	1	8
Totals			11/23	48	7/12	58	4/11	36	6/8	75	4	21

DOM - DOMINICAN REPUBLIC

No.	Name	MIN	Field Goals		1 Point		2 Points		Free Throws		PF	PTS
			M/A	%	M/A	%	M/A	%	M/A	%		
*10	PIANTINI Bryan	8:01	2/4	50	2/3	67	0/1	0	2/3	67	2	4
*12	VALDEZ Henry	5:36	2/4	50	2/4	50					5	2
15	NUÑEZ Adonis	7:01	1/5	20	1/1	100	0/4	0			1	1
*23	BEATO Reyson (C)	9:22	1/6	17	1/3	33	0/3	0			2	1
Totals			6/19	32	6/11	55	0/8	0	2/3	67	10	8

	PUR	DOM
Biggest Lead	13	2
Biggest Scoring Run	10-0(15-7)	2-0(1-2)
Lead Changes	4	
Times Tied	5	

Legend:	% Shooting Percentage	(C) Captain	* Starters	M/A Made/Attempts
MIN Minutes Played	No. No.	Uniform Number	OT Overtime	PF Fouls
PTS Points				



RESULTADOS

RESULTS

BRA 12 vs 21 USA

(12:21)

Referees: MARTINEZ Angel (PUR) / PAZ Gonzalo (URU)

Commissioner: NARVAEZ Oswaldo (VEN)

Scoring

BRA	12
USA	21

BRA - BRAZIL

No.	Name	MIN	Field Goals		1 Point		2 Points		Free Throws		PF	PTS
			M/A	%	M/A	%	M/A	%	M/A	%		
*3	WEIHERMANN William	6:57	0/8	0	0/2	0	0/6	0			2	
*4	FROEHLICH Jefferson (C)	9:00	5/8	63	5/7	71	0/1	0	1/2	50	3	6
9	DE CAMARGO Felipe	8:26	3/8	38	3/7	43	0/1	0	1/1	100	1	4
*35	DE MELLO Jonatas	5:37	2/4	50	2/4	50					1	2
Totals			10/28	36	10/20	50	0/8	0	2/3	67	7	12

USA - UNITED STATES

No.	Name	MIN	Field Goals		1 Point		2 Points		Free Throws		PF	PTS
			M/A	%	M/A	%	M/A	%	M/A	%		
*4	JONES Dominique	7:27	3/12	25	1/3	33	2/9	22				5
*5	OCTEUS Jonathan	6:55	5/8	63	2/2	100	3/6	50			2	8
6	JETER Sheldon	7:38	2/3	67	1/2	50	1/1	100			1	3
*9	MADDOX Kareem (C)	8:00	3/3	100	3/3	100			2/2	100	1	5
Totals			13/26	50	7/10	70	6/16	38	2/2	100	4	21

	BRA	USA
Biggest Lead	0	9
Biggest Scoring Run	2-0(3-5)	5-0(8-14)
Lead Changes	0	
Times Tied	0	

Legend:

%	Shooting Percentage	(C)	Captain	*	Starters	M/A	Made/Attempts
MIN	Minutes Played	No.	Uniform Number	OT	Overtime	PF	Fouls
PTS	Points						



RESULTADOS

RESULTS

VEN 21 vs 16 ARG

(21:16)

Referees: MARTINEZ Angel (PUR) / TUITT Glenn (USA)

Commissioner: NARVAEZ Oswaldo (VEN)

Scoring

VEN	21
ARG	16

VEN - VENEZUELA

No.	Name	MIN	Field Goals		1 Point		2 Points		Free Throws		PF	PTS
			M/A	%	M/A	%	M/A	%	M/A	%		
*20	SIFONTES Yohanner	10:00	5/8	63	3/4	75	2/4	50	2/2	100	2	9
24	ASCANIO Jose	7:23	1/1	100	1/1	100						1
*30	MARTINEZ Edgar	3:12	0/2	0	0/2	0						
*42	CARRERA Michael (C)	9:25	6/7	86	4/5	80	2/2	100	3/4	75	2	11
Totals			12/18	67	8/12	67	4/6	67	5/6	83	4	21

ARG - ARGENTINA

No.	Name	MIN	Field Goals		1 Point		2 Points		Free Throws		PF	PTS
			M/A	%	M/A	%	M/A	%	M/A	%		
*1	ROMANO Nicolas (C)	5:26	4/9	44	3/4	75	1/5	20	1/1	100	4	6
*2	RUESGA Fausto	8:59	1/4	25			1/4	25	1/1	100	1	3
*5	ZURBRIGGEN Fernando	9:14	1/3	33			1/3	33	1/1	100	1	3
7	MASSARELLI Luciano	6:21	2/5	40	0/1	0	2/4	50			1	4
Totals			8/21	38	3/5	60	5/16	31	3/3	100	7	16

	VEN	ARG
Biggest Lead	7	0
Biggest Scoring Run	4-0(8-3)	3-0(8-6)
Lead Changes	0	
Times Tied	1	

Legend:							
%	Shooting Percentage	(C)	Captain	*	Starters	M/A	Made/Attempts
MIN	Minutes Played	No.	Uniform Number	OT	Overtime	PF	Fouls
PTS	Points						



RESULTADOS

RESULTS

DOM 19 vs 17 BRA

(19:17)

Referees: MARTINEZ Angel (PUR) / TUITT Glenn (USA)

Commissioner: NARVAEZ Oswaldo (VEN)

Scoring

DOM	19
BRA	17

DOM - DOMINICAN REPUBLIC

No.	Name	MIN	Field Goals		1 Point		2 Points		Free Throws		PF	PTS
			M/A	%	M/A	%	M/A	%	M/A	%		
*10	PIANTINI Bryan	6:36	5/8	63	4/7	57	1/1	100	1/1	100	2	7
*12	VALDEZ Henry	9:36	3/4	75	3/4	75					4	3
15	NUÑEZ Adonis	7:09	4/11	36	1/5	20	3/6	50				7
*23	BEATO Reyson (C)	6:39	1/7	14	0/1	0	1/6	17			5	2
Totals			13/30	43	8/17	47	5/13	38	1/1	100	11	19

BRA - BRAZIL

No.	Name	MIN	Field Goals		1 Point		2 Points		Free Throws		PF	PTS
			M/A	%	M/A	%	M/A	%	M/A	%		
3	WEIHERMANN William	5:24	0/1	0			0/1	0	1/1	100		1
*4	FROEHLICH Jefferson (C)	9:01	4/9	44	1/4	25	3/5	60	1/2	50	2	8
*9	DE CAMARGO Felipe	7:24	1/5	20	1/3	33	0/2	0			4	1
*35	DE MELLO Jonatas	8:11	5/8	63	5/7	71	0/1	0	2/3	67		7
Totals			10/23	43	7/14	50	3/9	33	4/6	67	6	17

	DOM	BRA
Biggest Lead	2	5
Biggest Scoring Run	5-0(19-17)	5-0(9-14)
Lead Changes	5	
Times Tied	5	

Legend:

%	Shooting Percentage	(C)	Captain	*	Starters	M/A	Made/Attempts
MIN	Minutes Played	No.	Uniform Number	OT	Overtime	PF	Fouls
PTS	Points						



RESULTADOS

RESULTS

PUR 19 vs 21 USA

(19:21)

Referees: HERDMAN Kayla (CAN) / PAZ Gonzalo (URU)

Commissioner: NARVAEZ Oswaldo (VEN)

Scoring

PUR	19
USA	21

PUR - PUERTO RICO

No.	Name	MIN	Field Goals		1 Point		2 Points		Free Throws		PF	PTS
			M/A	%	M/A	%	M/A	%	M/A	%		
*4	FERNANDEZ Tjader	6:10	1/4	25	0/1	0	1/3	33			1	2
7	ERAZO Josue	7:16	0/2	0	0/2	0					4	
*13	MATIAS Angel	7:50	8/13	62	6/9	67	2/4	50	2/2	100	2	12
*14	CLAVELL Gilberto (C)	8:44	4/7	57	4/6	67	0/1	0	1/1	100	2	5
Totals			13/26	50	10/18	56	3/8	38	3/3	100	9	19

USA - UNITED STATES

No.	Name	MIN	Field Goals		1 Point		2 Points		Free Throws		PF	PTS
			M/A	%	M/A	%	M/A	%	M/A	%		
*4	JONES Dominique	4:34	1/6	17	1/3	33	0/3	0			1	1
*5	OCTEUS Jonathan	8:16	2/6	33	1/3	33	1/3	33	5/5	100	2	8
6	JETER Sheldon	8:37	6/10	60	5/6	83	1/4	25	1/2	50		8
*9	MADDOX Kareem (C)	8:33	2/3	67			2/3	67				4
Totals			11/25	44	7/12	58	4/13	31	6/7	86	3	21

	PUR	USA
Biggest Lead	1	3
Biggest Scoring Run	4-0(14-13)	3-0(14-16)
Lead Changes	9	
Times Tied	8	

Legend:

%	Shooting Percentage	(C)	Captain	*	Starters	M/A	Made/Attempts
MIN	Minutes Played	No.	Uniform Number	OT	Overtime	PF	Fouls
PTS	Points						



FORMACIÓN DEL EQUIPO As of 26 JUL 2019
TEAM ROSTER

ARG - ARGENTINA

No.	Name	Date of Birth	Height m/ft in
6	LLORENTE Victoria	5 JUN 1996	1.84/6'0"
8	BOQUETE Andrea	24 SEP 1990	1.80/5'11"
11	GRETTER Melisa (C)	24 JAN 1993	1.65/5'5"
22	PEREZ Natacha	30 MAR 1991	1.80/5'11"
Team Average			1.77/5'10"

Team Uniform Colour:

Light: WHITE

Dark: BLUE



FORMACIÓN DEL EQUIPO As of 26 JUL 2019

TEAM ROSTER

BRA - BRAZIL

No.	Name	Date of Birth	Height m/ft in
6	SILVA Carla	28 NOV 1995	1.75/5'9"
10	MARIANO Evelyn	8 OCT 1997	1.80/5'11"
14	FERNANDES Luana	25 FEB 1998	1.66/5'5"
16	MINEIRO Aldecinete (C)	8 JUN 1988	1.81/5'11"
Team Average			1.75/5'9"

Team Uniform Colour:

Light: WHITE

Dark: BLUE



FORMACIÓN DEL EQUIPO As of 26 JUL 2019
TEAM ROSTER

DOM - DOMINICAN REPUBLIC

No.	Name	Date of Birth	Height m/ft in
5	HERNANDEZ Carolay	12 SEP 1994	
8	SENTIL Nelsy (C)	6 MAY 1999	1.80/5'11"
15	MONSAC Sugeiry	26 FEB 1981	
22	REYNOSO Giocelis	11 DEC 1995	1.92/6'4"
Team Average			1.86/6'1"

Team Uniform Colour:

Light: WHITE

Dark: BLUE



FORMACIÓN DEL EQUIPO As of 26 JUL 2019
TEAM ROSTER

USA - UNITED STATES

No.	Name	Date of Birth	Height m/ft in
7	IONESCU Sabrina (C)	6 DEC 1997	1.80/5'11"
9	NELSON Olivia	17 AUG 2000	1.93/6'4"
10	HEBARD Ruth	28 APR 1998	1.93/6'4"
11	WILLIAMS Christyn	20 MAY 2000	1.80/5'11"
Team Average			1.86/6'1"

Team Uniform Colour:

Light: WHITE

Dark: NAVY BLUE



FORMACIÓN DEL EQUIPO As of 26 JUL 2019
TEAM ROSTER

URU - URUGUAY

No.	Name	Date of Birth	Height m/ft in
1	DOLINSKY Natasha	21 DEC 1997	1.74/5'9"
10	GAYOSO Aldana (C)	10 MAY 2000	1.70/5'7"
17	SCHIAVO Lucia	6 NOV 1998	1.70/5'7"
19	CARTRO Daiana	27 AUG 1998	1.84/6'0"
Team Average			1.74/5'9"

Team Uniform Colour:

Light: L.BLUE

Dark: NAVY BLUE



FORMACIÓN DEL EQUIPO As of 26 JUL 2019
TEAM ROSTER

VEN - VENEZUELA

No.	Name	Date of Birth	Height m/ft in
6	CORRALES Yosimar	5 FEB 1990	1.80/5'11"
8	MARQUEZ Ivaney (C)	17 MAR 1983	1.80/5'11"
9	WALLEN Daniela	4 APR 1995	1.79/5'10"
14	PEREZ Waleska	17 FEB 1994	1.79/5'10"
Team Average			1.79/5'10"

Team Uniform Colour:

Light: YELLOW

Dark: RED



HORARIO DE COMPETENCIA As of 29 JUL 2019
COMPETITION SCHEDULE

Date	Start Time	Game Number	Phase	Teams
SAT 27 JUL	14:30	1	Preliminary Round Pool A	BRA vs DOM
	15:00	2	Preliminary Round Pool A	VEN vs URU
	15:30	3	Preliminary Round Pool A	USA vs ARG
	17:30	4	Preliminary Round Pool A	DOM vs ARG
	18:00	5	Preliminary Round Pool A	URU vs USA
	18:30	6	Preliminary Round Pool A	BRA vs VEN
	20:30	7	Preliminary Round Pool A	VEN vs DOM
	21:00	8	Preliminary Round Pool A	USA vs BRA
	21:30	9	Preliminary Round Pool A	ARG vs URU
SUN 28 JUL	16:00	10	Preliminary Round Pool A	DOM vs URU
	16:30	11	Preliminary Round Pool A	BRA vs ARG
	17:00	12	Preliminary Round Pool A	VEN vs USA
	19:00	13	Preliminary Round Pool A	USA vs DOM
	19:30	14	Preliminary Round Pool A	ARG vs VEN
	20:00	15	Preliminary Round Pool A	URU vs BRA
MON 29 JUL	9:00	16	Semifinal	USA vs BRA
	9:30	17	Semifinal	ARG vs DOM
	11:00	18	Places 5th-6th	VEN vs URU
	12:00	19	Bronze Medal	Loser #16 vs Loser #17
	13:00	20	Gold Medal	Winner #16 vs Winner #17



MEDALLISTAS

MEDALLISTS

GOLD	SILVER	BRONZE
------	--------	--------

USA - United States of America

- 7 IONESCU Sabrina
- 9 NELSON Olivia
- 10 HEBARD Ruth
- 11 WILLIAMS Christyn

ARG - Argentina

- 6 LLORENTE Victoria
- 8 BOQUETE Andrea
- 11 GRETTER Melisa
- 22 PEREZ Natacha

DOM - Dominican Republic

- 5 HERNANDEZ Carolay
- 8 SENTIL Nelsy
- 15 MONSAC Sugeiry
- 22 REYNOSO Giocelis

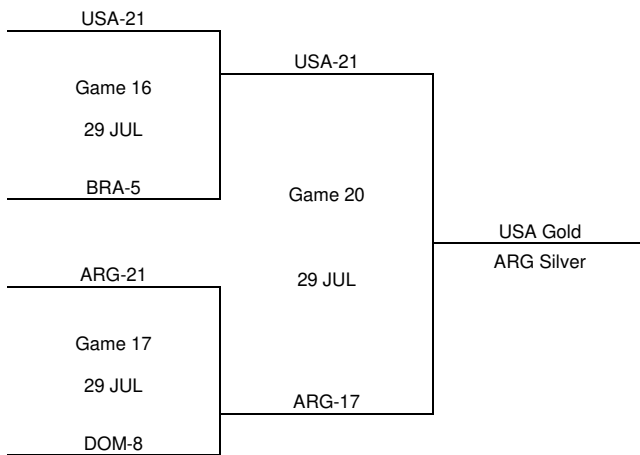


SUMARIO DEL TORNEO As of 29 JUL 2019
TOURNAMENT SUMMARY

Pool A								Games			Average Points For
Rank		USA	ARG	DOM	BRA	VEN	URU	P	W	L	
1	USA		21-15	21-7	21-7	18-14	21-5	5	5	0	20.4
2	ARG	15-21		12-10	16-13	14-11	19-13	5	4	1	15.2
3	DOM	7-21	10-12		16-14	18-13	17-13	5	3	2	13.6
4	BRA	7-21	13-16	14-16		22-20	20-16	5	2	3	15.2
5	VEN	14-18	11-14	13-18	20-22		14-8	5	1	4	14.4
6	URU	5-21	13-19	13-17	16-20	8-14		5	0	5	11.0

Semifinal

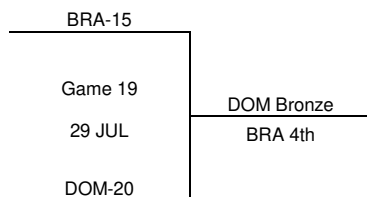
Gold Medal



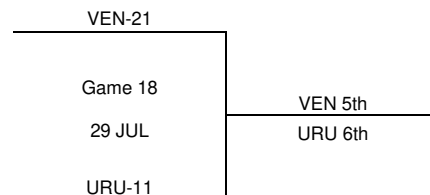
Final Standings

Medal	Rank	Team	GP	W-L
Gold	1	USA	7	7-0
Silver	2	ARG	7	5-2
Bronze	3	DOM	7	4-3
	4	BRA	7	2-5
	5	VEN	6	2-4
	6	URU	6	0-6

Bronze Medal



Places 5th-6th



Legend:	GP	Games Played	W-L	Win-Loss
---------	----	--------------	-----	----------



RESULTADOS

RESULTS

BRA 14 vs 16 DOM (14:16)

Referees: MALDONADO Sonia (PUR) / MARTINEZ Angel (PUR)

Commissioner: NARVAEZ Oswaldo (VEN)

Scoring

BRA	14
DOM	16

BRA - BRAZIL

No.	Name	MIN	Field Goals		1 Point		2 Points		Free Throws		PF	PTS
			M/A	%	M/A	%	M/A	%	M/A	%		
*6	SILVA Carla	8:30	2/6	33	1/4	25	1/2	50			2	3
*10	MARIANO Evelyn	8:13	3/12	25	2/7	29	1/5	20	1/3	33	1	5
14	FERNANDES Luana	5:50	1/5	20	1/1	100	0/4	0				1
*16	MINEIRO Aldecinete (C)	7:27	5/9	56	5/8	63	0/1	0			6	5
Totals			11/32	34	9/20	45	2/12	17	1/3	33	9	14

DOM - DOMINICAN REPUBLIC

No.	Name	MIN	Field Goals		1 Point		2 Points		Free Throws		PF	PTS
			M/A	%	M/A	%	M/A	%	M/A	%		
*5	HERNANDEZ Carolay	7:54	4/9	44	2/2	100	2/7	29	3/3	100	1	9
8	SENTIL Nelsy (C)	5:21	0/6	0	0/3	0	0/3	0				
*15	MONSAC Sugeiry	7:00	3/8	38	3/8	38					1	3
*22	REYNOSO Giocelis	9:45	2/5	40	2/4	50	0/1	0	2/3	67	2	4
Totals			9/28	32	7/17	41	2/11	18	5/6	83	4	16

	BRA	DOM
Biggest Lead	4	3
Biggest Scoring Run	3-0(12-8)	7-0(12-15)
Lead Changes		1
Times Tied		1

Legend:

%	Shooting Percentage	(C)	Captain	*	Starters	M/A	Made/Attempts
MIN	Minutes Played	No.	Uniform Number	OT	Overtime	PF	Fouls
PTS	Points						



RESULTADOS

RESULTS

VEN 14 vs 8 URU (14:8)

Referees: TUITT Glenn (USA) / ZACHI Carolina (BRA)

Commissioner: NARVAEZ Oswaldo (VEN)

Scoring

VEN	14
URU	8

VEN - VENEZUELA

No.	Name	MIN	Field Goals		1 Point		2 Points		Free Throws		PF	PTS
			M/A	%	M/A	%	M/A	%	M/A	%		
6	CORRALES Yosimar	7:40	2/5	40	2/4	50	0/1	0	1/1	100		3
*8	MARQUEZ Ivaney (C)	8:29	1/5	20	1/1	100	0/4	0			1	1
*9	WALLEN Daniela	6:27	3/7	43	1/3	33	2/4	50			1	5
*14	PEREZ Waleska	7:24	3/12	25	1/4	25	2/8	25	0/1	0	1	5
Totals			9/29	31	5/12	42	4/17	24	1/2	50	3	14

URU - URUGUAY

No.	Name	MIN	Field Goals		1 Point		2 Points		Free Throws		PF	PTS
			M/A	%	M/A	%	M/A	%	M/A	%		
*1	DOLINSKY Natasha	7:38	1/12	8	0/6	0	1/6	17				2
*9	CARTRO Daiana	7:16	1/2	50	0/1	0	1/1	100	0/1	0	4	2
*10	GAYOSO Aldana (C)	9:03	2/10	20	1/2	50	1/8	13			2	3
17	SCHIAVO Lucia	6:03	1/3	33	1/3	33						1
Totals			5/27	19	2/12	17	3/15	20	0/1	0	6	8

	VEN	URU
Biggest Lead	6	0
Biggest Scoring Run	6-0(6-0)	5-0(6-5)
Lead Changes		0
Times Tied		0

Legend:

%	Shooting Percentage	(C)	Captain	*	Starters	M/A	Made/Attempts
MIN	Minutes Played	No.	Uniform Number	OT	Overtime	PF	Fouls
PTS	Points						



RESULTADOS

RESULTS

USA 21 vs 15 ARG (21:15)

Referees: HERDMAN Kayla (CAN) / PAZ Gonzalo (URU)

Commissioner: NARVAEZ Oswaldo (VEN)

Scoring

USA	21
ARG	15

USA - UNITED STATES

No.	Name	MIN	Field Goals		1 Point		2 Points		Free Throws		PF	PTS
			M/A	%	M/A	%	M/A	%	M/A	%		
7	IONESCU Sabrina (C)	8:42	5/7	71	3/3	100	2/4	50	2/2	100	2	9
9	NELSON Olivia	8:26	0/2	0	0/2	0			3/5	60	2	3
10	HEBARD Ruth	5:20	6/6	100	6/6	100			3/3	100		9
11	WILLIAMS Christyn	7:32	0/4	0	0/4	0					3	
Totals			11/19	58	9/15	60	2/4	50	8/10	80	7	21

ARG - ARGENTINA

No.	Name	MIN	Field Goals		1 Point		2 Points		Free Throws		PF	PTS
			M/A	%	M/A	%	M/A	%	M/A	%		
6	LLORENTE Victoria	8:13	5/6	83	4/5	80	1/1	100	2/3	67	3	8
8	BOQUETE Andrea	7:44	2/6	33	2/6	33					3	2
11	GRETTER Melisa (C)	8:53	3/5	60	3/4	75	0/1	0			3	3
22	PEREZ Natacha	5:10	2/6	33	2/5	40	0/1	0			1	2
Totals			12/23	52	11/20	55	1/3	33	2/3	67	10	15

	USA	ARG
Biggest Lead	6	1
Biggest Scoring Run	3-0(3-1)	2-0(3-3)
Lead Changes	1	
Times Tied	5	

Legend:

%	Shooting Percentage	(C)	Captain	M/A	Made/Attempts	MIN	Minutes Played
No.	Uniform Number	OT	Overtime	PF	Fouls	PTS	Points



RESULTADOS

RESULTS

DOM 10 vs 12 ARG

(10:12)

Referees: HERDMAN Kayla (CAN) / ZACHI Carolina (BRA)

Commissioner: NARVAEZ Oswaldo (VEN)

Scoring

DOM	10
ARG	12

DOM - DOMINICAN REPUBLIC

No.	Name	MIN	Field Goals		1 Point		2 Points		Free Throws		PF	PTS
			M/A	%	M/A	%	M/A	%	M/A	%		
*5	HERNANDEZ Carolay	8:04	2/9	22	1/1	100	1/8	13			3	3
8	SENTIL Nelsy (C)	5:00	1/2	50	1/1	100	0/1	0				1
*15	MONSAC Sugeiry	8:29	3/7	43	3/6	50	0/1	0	2/4	50	3	5
*22	REYNOSO Giocelis	8:27	1/4	25	1/4	25			0/1	0		1
Totals			7/22	32	6/12	50	1/10	10	2/5	40	6	10

ARG - ARGENTINA

No.	Name	MIN	Field Goals		1 Point		2 Points		Free Throws		PF	PTS
			M/A	%	M/A	%	M/A	%	M/A	%		
*6	LLORENTE Victoria	8:16	0/7	0	0/3	0	0/4	0			2	
*8	BOQUETE Andrea	7:41	6/14	43	4/6	67	2/8	25			1	8
*11	GRETTER Melisa (C)	9:28	2/8	25	1/4	25	1/4	25			2	3
22	PEREZ Natacha	4:35	1/6	17	1/5	20	0/1	0			1	1
Totals			9/35	26	6/18	33	3/17	18			6	12

	DOM	ARG
Biggest Lead	1	3
Biggest Scoring Run	3-0(3-2)	3-0(7-9)
Lead Changes	4	
Times Tied	5	

Legend:

%	Shooting Percentage	(C)	Captain	*	Starters	M/A	Made/Attempts
MIN	Minutes Played	No.	Uniform Number	OT	Overtime	PF	Fouls
PTS	Points						



RESULTADOS

RESULTS

URU 5 vs 21 USA

(5:21)

Referees: HERDMAN Kayla (CAN) / MALDONADO Sonia (PUR)

Commissioner: NARVAEZ Oswaldo (VEN)

Scoring

URU	5
USA	21

URU - URUGUAY

No.	Name	MIN	Field Goals		1 Point		2 Points		Free Throws		PF	PTS
			M/A	%	M/A	%	M/A	%	M/A	%		
*1	DOLINSKY Natasha	8:34	0/6	0	0/5	0	0/1	0			1	
*09	CARTRO Daiana	4:56	0/2	0	0/1	0	0/1	0	0/1	0		
*10	GAYOSO Aldana (C)	9:47	3/13	23	1/5	20	2/8	25			3	5
17	SCHIAVO Lucia	6:43	0/1	0	0/1	0					1	
Totals			3/22	14	1/12	8	2/10	20	0/1	0	5	5

USA - UNITED STATES

No.	Name	MIN	Field Goals		1 Point		2 Points		Free Throws		PF	PTS
			M/A	%	M/A	%	M/A	%	M/A	%		
7	IONESCU Sabrina (C)	6:51	3/5	60	0/1	0	3/4	75			1	6
*9	NELSON Olivia	8:55	3/6	50	3/6	50			1/1	100	1	4
*10	HEBARD Ruth	6:17	7/9	78	7/9	78			0/1	0		7
*11	WILLIAMS Christyn	7:57	4/10	40	4/8	50	0/2	0	0/1	0	2	4
Totals			17/30	57	14/24	58	3/6	50	1/3	33	4	21

	URU	USA
Biggest Lead	0	16
Biggest Scoring Run	2-0(2-4)	12-0(5-21)
Lead Changes	0	
Times Tied	0	

Legend:

%	Shooting Percentage	(C)	Captain	*	Starters	M/A	Made/Attempts
MIN	Minutes Played	No.	Uniform Number	OT	Overtime	PF	Fouls
PTS	Points						



RESULTADOS

RESULTS

BRA 22 vs 20 VEN

(22:20)

Referees: MARTINEZ Angel (PUR) / TUITT Glenn (USA)

Commissioner: NARVAEZ Oswaldo (VEN)

Scoring

BRA	22
VEN	20

BRA - BRAZIL

No.	Name	MIN	Field Goals		1 Point		2 Points		Free Throws		PF	PTS
			M/A	%	M/A	%	M/A	%	M/A	%		
6	SILVA Carla	6:41	3/4	75	2/2	100	1/2	50			2	4
*10	MARIANO Evelyn	6:58	5/8	63	2/3	67	3/5	60			1	8
14	FERNANDES Luana	8:24	3/6	50	0/2	0	3/4	75			2	6
*16	MINEIRO Aldecinete (C)	7:57	4/4	100	4/4	100			0/1	0	2	4
Totals			15/22	68	8/11	73	7/11	64	0/1	0	7	22

VEN - VENEZUELA

No.	Name	MIN	Field Goals		1 Point		2 Points		Free Throws		PF	PTS
			M/A	%	M/A	%	M/A	%	M/A	%		
*6	CORRALES Yosimar	4:45	2/4	50	2/4	50			0/1	0		2
*8	MARQUEZ Ivaney (C)	8:00	3/6	50	2/3	67	1/3	33			1	4
9	WALLEN Daniela	7:58	9/15	60	8/9	89	1/6	17				10
*14	PEREZ Waleska	9:17	2/4	50	1/2	50	1/2	50	1/2	50	2	4
Totals			16/29	55	13/18	72	3/11	27	1/3	33	3	20

	BRA	VEN
Biggest Lead	3	4
Biggest Scoring Run	4-0(6-6)	3-0(2-6)
Lead Changes	5	
Times Tied	9	

Legend:

%	Shooting Percentage	(C)	Captain	*	Starters	M/A	Made/Attempts
MIN	Minutes Played	No.	Uniform Number	OT	Overtime	PF	Fouls
PTS	Points						



RESULTADOS

RESULTS

VEN 13 vs 18 DOM

(13:18)

Referees: MALDONADO Sonia (PUR) / ZACHI Carolina (BRA)

Commissioner: NARVAEZ Oswaldo (VEN)

Scoring

VEN	13
DOM	18

VEN - VENEZUELA

No.	Name	MIN	Field Goals		1 Point		2 Points		Free Throws		PF	PTS
			M/A	%	M/A	%	M/A	%	M/A	%		
6	CORRALES Yosimar	4:30	0/3	0	0/3	0					2	
8	MARQUEZ Ivaney (C)	7:30	3/9	33	2/5	40	1/4	25			4	4
9	WALLEN Daniela	9:01	4/10	40	2/6	33	2/4	50	1/1	100		7
14	PEREZ Waleska	8:59	1/6	17	0/3	0	1/3	33			3	2
Totals			8/28	29	4/17	24	4/11	36	1/1	100	9	13

DOM - DOMINICAN REPUBLIC

No.	Name	MIN	Field Goals		1 Point		2 Points		Free Throws		PF	PTS
			M/A	%	M/A	%	M/A	%	M/A	%		
5	HERNANDEZ Carolay	7:45	2/11	18	0/4	0	2/7	29	2/2	100	1	6
8	SENTIL Nelsy (C)	3:40	1/4	25	1/2	50	0/2	0	1/1	100		2
15	MONSAC Sugeiry	9:36	3/9	33	3/9	33			3/5	60	2	6
22	REYNOSO Giocelis	8:59	2/6	33	2/5	40	0/1	0	2/3	67		4
Totals			8/30	27	6/20	30	2/10	20	8/11	73	3	18

	VEN	DOM
Biggest Lead	3	5
Biggest Scoring Run	4-0(9-7)	6-0(13-18)
Lead Changes	7	
Times Tied	6	

Legend:							
%	Shooting Percentage	(C)	Captain	M/A	Made/Attempts	MIN	Minutes Played
No.	Uniform Number	OT	Overtime	PF	Fouls	PTS	Points



RESULTADOS

RESULTS

USA 21 vs 7 BRA (21:7)

Referees: MARTINEZ Angel (PUR) / PAZ Gonzalo (URU)

Commissioner: NARVAEZ Oswaldo (VEN)

Scoring

USA	21
BRA	7

USA - UNITED STATES

No.	Name	MIN	Field Goals		1 Point		2 Points		Free Throws		PF	PTS
			M/A	%	M/A	%	M/A	%	M/A	%		
*7	IONESCU Sabrina (C)	9:26	3/8	38	1/4	25	2/4	50	1/3	33		6
*9	NELSON Olivia	2:19	1/2	50	1/2	50			2/2	100		3
*10	HEBARD Ruth	8:21	9/9	100	9/9	100			1/1	100		10
11	WILLIAMS Christyn	9:20	2/3	67	2/3	67					1	2
Totals			15/22	68	13/18	72	2/4	50	4/6	67	1	21

BRA - BRAZIL

No.	Name	MIN	Field Goals		1 Point		2 Points		Free Throws		PF	PTS
			M/A	%	M/A	%	M/A	%	M/A	%		
*6	SILVA Carla	8:21	2/2	100	2/2	100					2	2
*10	MARIANO Evelyn	2:53	2/3	67	2/2	100	0/1	0			3	2
14	FERNANDES Luana	9:20	0/5	0	0/2	0	0/3	0				
*16	MINEIRO Aldecinete (C)	9:26	2/5	40	2/5	40			1/1	100	2	3
Totals			6/15	40	6/11	55	0/4	0	1/1	100	7	7

	USA	BRA
Biggest Lead	14	1
Biggest Scoring Run	7-0(7-1)	2-0(7-3)
Lead Changes	1	
Times Tied	1	

Legend:							
%	Shooting Percentage	(C)	Captain	*	Starters	M/A	Made/Attempts
MIN	Minutes Played	No.	Uniform Number	OT	Overtime	PF	Fouls
PTS	Points						



RESULTADOS

RESULTS

ARG 19 vs 13 URU (19:13)

Referees: HERDMAN Kayla (CAN) / ZACHI Carolina (BRA)

Commissioner: NARVAEZ Oswaldo (VEN)

Scoring

ARG	19
URU	13

ARG - ARGENTINA

No.	Name	MIN	Field Goals		1 Point		2 Points		Free Throws		PF	PTS
			M/A	%	M/A	%	M/A	%	M/A	%		
*6	LLORENTE Victoria	6:35	7/9	78	7/9	78			3/4	75	2	10
*8	BOQUETE Andrea	9:08	1/9	11	0/4	0	1/5	20				2
*11	GRETTER Melisa (C)	8:17	3/6	50	0/1	0	3/5	60				6
22	PEREZ Natacha	6:00	1/4	25	1/4	25			0/1	0	2	1
Totals			12/28	43	8/18	44	4/10	40	3/5	60	4	19

URU - URUGUAY

No.	Name	MIN	Field Goals		1 Point		2 Points		Free Throws		PF	PTS
			M/A	%	M/A	%	M/A	%	M/A	%		
*1	DOLINSKY Natasha	7:34	1/7	14	0/3	0	1/4	25	0/1	0	4	2
*9	CARTRO Daiana	7:34	0/1	0	0/1	0			1/1	100	1	1
*10	GAYOSO Aldana (C)	7:32	4/6	67			4/6	67			2	8
17	SCHIAVO Lucia	7:20	1/6	17	1/6	17			1/1	100		2
Totals			6/20	30	1/10	10	5/10	50	2/3	67	7	13

	ARG	URU
Biggest Lead	7	2
Biggest Scoring Run	5-0(9-6)	3-0(14-12)
Lead Changes	2	
Times Tied	2	

Legend:		(C)	Captain	*	Starters	M/A	Made/Attempts
%	Shooting Percentage	No.	Uniform Number	OT	Overtime	PF	Fouls
MIN	Minutes Played						
PTS	Points						



RESULTADOS

RESULTS

DOM 17 vs 13 URU (17:13)

Referees: MALDONADO Sonia (PUR) / TUITT Glenn (USA)

Commissioner: NARVAEZ Oswaldo (VEN)

Scoring

DOM	17
URU	13

DOM - DOMINICAN REPUBLIC

No.	Name	MIN	Field Goals		1 Point		2 Points		Free Throws		PF	PTS
			M/A	%	M/A	%	M/A	%	M/A	%		
5	HERNANDEZ Carolay	6:46	1/4	25	0/1	0	1/3	33	0/1	0	1	2
8	SENTIL Nelsy (C)	6:02	2/8	25	2/3	67	0/5	0			2	2
15	MONSAC Sugeiry	8:35	3/8	38	3/8	38			1/1	100	1	4
22	REYNOSO Giocelis	8:37	5/11	45	5/11	45			4/8	50	1	9
Totals			11/31	35	10/23	43	1/8	13	5/10	50	5	17

URU - URUGUAY

No.	Name	MIN	Field Goals		1 Point		2 Points		Free Throws		PF	PTS
			M/A	%	M/A	%	M/A	%	M/A	%		
1	DOLINSKY Natasha	8:44	4/9	44	2/4	50	2/5	40			3	6
9	CARTRO Daiana	5:13									2	
10	GAYOSO Aldana (C)	10:00	4/12	33	3/7	43	1/5	20			3	5
17	SCHIAVO Lucia	6:03	2/4	50	2/4	50					1	2
Totals			10/25	40	7/15	47	3/10	30			9	13

	DOM	URU
Biggest Lead	6	1
Biggest Scoring Run	5-0(16-10)	4-0(7-8)
Lead Changes	4	
Times Tied	4	

Legend:

%	Shooting Percentage	(C)	Captain	M/A	Made/Attempts	MIN	Minutes Played
No.	Uniform Number	OT	Overtime	PF	Fouls	PTS	Points



RESULTADOS

RESULTS

BRA 13 vs 16 ARG (13:16)

Referees: HERDMAN Kayla (CAN) / MARTINEZ Angel (PUR)

Commissioner: NARVAEZ Oswaldo (VEN)

Scoring

BRA	13
ARG	16

BRA - BRAZIL

No.	Name	MIN	Field Goals		1 Point		2 Points		Free Throws		PF	PTS
			M/A	%	M/A	%	M/A	%	M/A	%		
6	SILVA Carla	8:25	2/5	40	1/2	50	1/3	33	1/1	100	2	4
10	MARIANO Evelyn	6:56	2/8	25	2/4	50	0/4	0	1/4	25	2	3
14	FERNANDES Luana	7:35	1/9	11	0/4	0	1/5	20			1	2
16	MINEIRO Aldecinete (C)	7:04	4/7	57	4/7	57					3	4
Totals			9/29	31	7/17	41	2/12	17	2/5	40	8	13

ARG - ARGENTINA

No.	Name	MIN	Field Goals		1 Point		2 Points		Free Throws		PF	PTS
			M/A	%	M/A	%	M/A	%	M/A	%		
6	LLORENTE Victoria	7:53	2/2	100	2/2	100			2/2	100	2	4
8	BOQUETE Andrea	9:16	3/8	38	2/3	67	1/5	20			2	4
11	GRETTER Melisa (C)	7:42	3/11	27	2/7	29	1/4	25			2	4
22	PEREZ Natacha	5:09	1/4	25	0/2	0	1/2	50	2/2	100	1	4
Totals			9/25	36	6/14	43	3/11	27	4/4	100	7	16

	BRA	ARG
Biggest Lead	3	3
Biggest Scoring Run	3-0(3-0)	4-0(8-11)
Lead Changes	3	
Times Tied	4	

Legend:

%	Shooting Percentage	(C)	Captain	M/A	Made/Attempts	MIN	Minutes Played
No.	Uniform Number	OT	Overtime	PF	Fouls	PTS	Points



RESULTADOS

RESULTS

VEN 14 vs 18 USA (14:18)

Referees: PAZ Gonzalo (URU) / ZACHI Carolina (BRA)

Commissioner: NARVAEZ Oswaldo (VEN)

Scoring

VEN	14
USA	18

VEN - VENEZUELA

No.	Name	MIN	Field Goals		1 Point		2 Points		Free Throws		PF	PTS
			M/A	%	M/A	%	M/A	%	M/A	%		
*6	CORRALES Yosimar	4:18	1/5	20	0/2	0	1/3	33			1	2
8	MARQUEZ Ivaney (C)	8:07	2/6	33	2/2	100	0/4	0			2	2
*9	WALLEN Daniela	8:42	2/8	25	2/4	50	0/4	0	2/2	100	2	4
*14	PEREZ Waleska	8:53	3/11	27	0/2	0	3/9	33			1	6
Totals			8/30	27	4/10	40	4/20	20	2/2	100	6	14

USA - UNITED STATES

No.	Name	MIN	Field Goals		1 Point		2 Points		Free Throws		PF	PTS
			M/A	%	M/A	%	M/A	%	M/A	%		
*7	IONESCU Sabrina (C)	6:50	4/8	50	1/3	33	3/5	60				7
9	NELSON Olivia	6:15	1/3	33	1/3	33			1/1	100	2	2
*10	HEBARD Ruth	8:25	7/10	70	7/10	70			0/2	0	1	7
*11	WILLIAMS Christyn	8:30	1/6	17	0/1	0	1/5	20	0/1	0	2	2
Totals			13/27	48	9/17	53	4/10	40	1/4	25	5	18

	VEN	USA
Biggest Lead	1	6
Biggest Scoring Run	3-0(3-2)	6-0(12-18)
Lead Changes		4
Times Tied		3

Legend:						
%	Shooting Percentage	(C)	Captain	*	Starters	M/A
MIN	Minutes Played	No.	Uniform Number	OT	Overtime	PF
PTS	Points					Made/Attempts Fouls



RESULTADOS

RESULTS

USA 21 vs 7 DOM (21:7)

Referees: MALDONADO Sonia (PUR) / ZACHI Carolina (BRA)

Commissioner: NARVAEZ Oswaldo (VEN)

Scoring

USA	21
DOM	7

USA - UNITED STATES

No.	Name	MIN	Field Goals		1 Point		2 Points		Free Throws		PF	PTS
			M/A	%	M/A	%	M/A	%	M/A	%		
7	IONESCU Sabrina (C)	5:32	4/10	40	2/4	50	2/6	33			1	6
*9	NELSON Olivia	6:56	1/1	100	1/1	100					4	1
*10	HEBARD Ruth	8:50	5/6	83	5/6	83			2/3	67		7
*11	WILLIAMS Christyn	8:42	5/7	71	4/5	80	1/2	50	1/1	100	2	7
Totals			15/24	63	12/16	75	3/8	38	3/4	75	7	21

DOM - DOMINICAN REPUBLIC

No.	Name	MIN	Field Goals		1 Point		2 Points		Free Throws		PF	PTS
			M/A	%	M/A	%	M/A	%	M/A	%		
*5	HERNANDEZ Carolay	8:18	0/3	0	0/1	0	0/2	0				
8	SENTIL Nelsy (C)	3:17	0/1	0			0/1	0				
*15	MONSAC Sugeiry	9:34	4/7	57	4/6	67	0/1	0	1/2	50	4	5
*22	REYNOSO Giocelis	8:51	1/5	20	1/4	25	0/1	0	1/3	33	3	2
Totals			5/16	31	5/11	45	0/5	0	2/5	40	7	7

	USA	DOM
Biggest Lead	14	0
Biggest Scoring Run	9-0(18-6)	1-0(1-1)
Lead Changes	0	
Times Tied	2	

Legend:

%	Shooting Percentage	(C)	Captain	*	Starters	M/A	Made/Attempts
MIN	Minutes Played	No.	Uniform Number	OT	Overtime	PF	Fouls
PTS	Points						



RESULTADOS

RESULTS

ARG 14 vs 11 VEN (14:11)

Referees: PAZ Gonzalo (URU) / ZACHI Carolina (BRA)

Commissioner: NARVAEZ Oswaldo (VEN)

Scoring
ARG 14
VEN 11

ARG - ARGENTINA

No.	Name	MIN	Field Goals		1 Point		2 Points		Free Throws		PF	PTS
			M/A	%	M/A	%	M/A	%	M/A	%		
*6	LLORENTE Victoria	7:50	2/5	40	2/5	40						2
*8	BOQUETE Andrea	8:38	5/12	42	2/3	67	3/9	33			1	8
*11	GRETTER Melisa (C)	7:59	2/6	33	1/3	33	1/3	33	0/1	0	2	3
22	PEREZ Natacha	5:33	1/5	20	1/3	33	0/2	0			2	1
Totals			10/28	36	6/14	43	4/14	29	0/1	0	5	14

VEN - VENEZUELA

No.	Name	MIN	Field Goals		1 Point		2 Points		Free Throws		PF	PTS
			M/A	%	M/A	%	M/A	%	M/A	%		
*6	CORRALES Yosimar	4:37	0/1	0	0/1	0						
8	MARQUEZ Ivaney (C)	8:35	1/10	10	1/4	25	0/6	0	1/1	100	1	2
*9	WALLEN Daniela	10:00	5/11	45	2/5	40	3/6	50				8
*14	PEREZ Waleska	6:48	1/7	14	1/3	33	0/4	0				1
Totals			7/29	24	4/13	31	3/16	19	1/1	100	1	11

	ARG	VEN
Biggest Lead	5	4
Biggest Scoring Run	4-0(10-8)	3-0(0-3)
Lead Changes		1
Times Tied		1

Legend:						
%	Shooting Percentage	(C)	Captain	*	Starters	M/A
MIN	Minutes Played	No.	Uniform Number	OT	Overtime	PF
PTS	Points					Made/Attempts Fouls



RESULTADOS

RESULTS

URU 16 vs 20 BRA (16:20)

Referees: MALDONADO Sonia (PUR) / MARTINEZ Angel (PUR)

Commissioner: NARVAEZ Oswaldo (VEN)

Scoring

URU	16
BRA	20

URU - URUGUAY

No.	Name	MIN	Field Goals		1 Point		2 Points		Free Throws		PF	PTS
			M/A	%	M/A	%	M/A	%	M/A	%		
*1	DOLINSKY Natasha	8:04	1/7	14	1/3	33	0/4	0	0/1	0	3	1
*9	CARTRO Daiana	5:09	1/2	50	1/2	50					3	1
*10	GAYOSO Aldana (C)	10:00	6/14	43	2/6	33	4/8	50			3	10
17	SCHIAVO Lucia	6:47	3/4	75	2/3	67	1/1	100				4
Totals			11/27	41	6/14	43	5/13	38	0/1	0	9	16

BRA - BRAZIL

No.	Name	MIN	Field Goals		1 Point		2 Points		Free Throws		PF	PTS
			M/A	%	M/A	%	M/A	%	M/A	%		
*6	SILVA Carla	8:59	5/8	63	3/4	75	2/4	50			2	7
10	MARIANO Evelyn	5:04	3/7	43	3/5	60	0/2	0	3/6	50	1	6
*14	FERNANDES Luana	8:15	1/6	17	0/1	0	1/5	20			3	2
*16	MINEIRO Aldecinete (C)	7:42	5/11	45	5/10	50	0/1	0				5
Totals			14/32	44	11/20	55	3/12	25	3/6	50	6	20

	URU	BRA
Biggest Lead	1	6
Biggest Scoring Run	5-0(10-10)	5-0(3-9)
Lead Changes	2	
Times Tied	3	

Legend:

%	Shooting Percentage	(C)	Captain	*	Starters	M/A	Made/Attempts
MIN	Minutes Played	No.	Uniform Number	OT	Overtime	PF	Fouls
PTS	Points						



RESULTADOS

RESULTS

USA 21 vs 5 BRA (21:5)

Referees: HERDMAN Kayla (CAN) / MALDONADO Sonia (PUR)

Commissioner: NARVAEZ Oswaldo (VEN)

Scoring

USA	21
BRA	5

USA - UNITED STATES

No.	Name	MIN	Field Goals		1 Point		2 Points		Free Throws		PF	PTS
			M/A	%	M/A	%	M/A	%	M/A	%		
*7	IONESCU Sabrina (C)	7:55	5/8	63	1/3	33	4/5	80			1	9
*9	NELSON Olivia	8:33	4/4	100	4/4	100			1/1	100	2	5
10	HEBARD Ruth	3:47	4/6	67	4/6	67					1	4
*11	WILLIAMS Christyn	9:45	2/7	29	2/5	40	0/2	0	1/1	100	1	3
Totals			15/25	60	11/18	61	4/7	57	2/2	100	5	21

BRA - BRAZIL

No.	Name	MIN	Field Goals		1 Point		2 Points		Free Throws		PF	PTS
			M/A	%	M/A	%	M/A	%	M/A	%		
*6	SILVA Carla	8:17	1/6	17	1/3	33	0/3	0			1	1
10	MARIANO Evelyn	8:17	1/5	20	0/4	0	1/1	100				2
*14	FERNANDES Luana	4:49	1/8	13	1/5	20	0/3	0	0/1	0	1	1
*16	MINEIRO Aldecinete (C)	8:37	1/4	25	1/2	50	0/2	0	0/1	0	1	1
Totals			4/23	17	3/14	21	1/9	11	0/2	0	3	5

	USA	BRA
Biggest Lead	16	0
Biggest Scoring Run	7-0(21-5)	2-0(5-2)
Lead Changes	0	
Times Tied	0	

Legend:	%	(C)	Captain	*	Starters	M/A	Made/Attempts
	MIN	No.	Uniform Number	OT	Overtime	PF	Fouls
	PTS						



RESULTADOS

RESULTS

ARG 21 vs 8 DOM

(21:8)

Referees: PAZ Gonzalo (URU) / ZACHI Carolina (BRA)

Commissioner: NARVAEZ Oswaldo (VEN)

Scoring

ARG	21
DOM	8

ARG - ARGENTINA

No.	Name	MIN	Field Goals		1 Point		2 Points		Free Throws		PF	PTS
			M/A	%	M/A	%	M/A	%	M/A	%		
*6	LLORENTE Victoria	8:50	3/6	50	2/3	67	1/3	33	1/1	100		5
*8	BOQUETE Andrea	5:47	3/10	30	2/7	29	1/3	33			2	4
*11	GRETTER Melisa (C)	8:09	4/4	100	3/3	100	1/1	100	3/3	100	1	8
22	PEREZ Natacha	7:14	3/6	50	3/5	60	0/1	0	1/1	100	2	4
Totals			13/26	50	10/18	56	3/8	38	5/5	100	5	21

DOM - DOMINICAN REPUBLIC

No.	Name	MIN	Field Goals		1 Point		2 Points		Free Throws		PF	PTS
			M/A	%	M/A	%	M/A	%	M/A	%		
*5	HERNANDEZ Carolay	7:45	0/1	0			0/1	0			2	
8	SENTIL Nelsy (C)	5:42	0/2	0	0/1	0	0/1	0	1/1	100	2	1
*15	MONSAC Sugeiry	10:00	2/6	33	2/5	40	0/1	0	1/1	100	2	3
*22	REYNOSO Giocelis	6:33	3/4	75	3/4	75			1/1	100	1	4
Totals			5/13	38	5/10	50	0/3	0	3/3	100	7	8

	ARG	DOM
Biggest Lead	13	0
Biggest Scoring Run	5-0(9-2)	2-0(12-5)
Lead Changes	0	
Times Tied	1	

Legend:

%	Shooting Percentage	(C)	Captain	*	Starters	M/A	Made/Attempts
MIN	Minutes Played	No.	Uniform Number	OT	Overtime	PF	Fouls
PTS	Points						



RESULTADOS

RESULTS

VEN 21 vs 11 URU

(21:11)

Referees: MALDONADO Sonia (PUR) / ZACHI Carolina (BRA)

Commissioner: NARVAEZ Oswaldo (VEN)

Scoring

VEN	21
URU	11

VEN - VENEZUELA

No.	Name	MIN	Field Goals		1 Point		2 Points		Free Throws		PF	PTS
			M/A	%	M/A	%	M/A	%	M/A	%		
6	CORRALES Yosimar											
*8	MARQUEZ Ivaney (C)	10:00	4/7	57	1/3	33	3/4	75	1/1	100		8
*9	WALLEN Daniela	10:00	2/7	29	1/3	33	1/4	25	3/3	100	1	6
*14	PEREZ Waleska	10:00	4/10	40	1/2	50	3/8	38				7
Totals			10/24	42	3/8	38	7/16	44	4/4	100	1	21

URU - URUGUAY

No.	Name	MIN	Field Goals		1 Point		2 Points		Free Throws		PF	PTS
			M/A	%	M/A	%	M/A	%	M/A	%		
1	DOLINSKY Natasha	3:43	0/6	0	0/3	0	0/3	0				
*9	CARTRO Daiana	7:28	0/6	0	0/6	0						
*10	GAYOSO Aldana (C)	10:00	7/15	47	5/6	83	2/9	22			1	9
*17	SCHIAVO Lucia	8:49	1/7	14	0/4	0	1/3	33			3	2
Totals			8/34	24	5/19	26	3/15	20			4	11

	VEN	URU
Biggest Lead	11	1
Biggest Scoring Run	5-0(17-8)	2-0(1-2)
Lead Changes	2	
Times Tied	0	

Legend:

%	Shooting Percentage	(C)	Captain	*	Starters	M/A	Made/Attempts
MIN	Minutes Played	No.	Uniform Number	OT	Overtime	PF	Fouls
PTS	Points						



RESULTADOS

RESULTS

BRA 15 vs 20 DOM

(15:20)

Referees: HERDMAN Kayla (CAN) / MALDONADO Sonia (PUR)

Commissioner: NARVAEZ Oswaldo (VEN)

Scoring

BRA	15
DOM	20

BRA - BRAZIL

No.	Name	MIN	Field Goals		1 Point		2 Points		Free Throws		PF	PTS
			M/A	%	M/A	%	M/A	%	M/A	%		
*6	SILVA Carla	7:39	2/9	22	0/4	0	2/5	40			3	4
*10	MARIANO Evelyn	6:18	2/4	50	1/1	100	1/3	33	1/2	50	2	4
14	FERNANDES Luana	6:50	2/10	20	1/4	25	1/6	17				3
*16	MINEIRO Aldecinete (C)	9:13	2/9	22	2/9	22			2/2	100	4	4
Totals			8/32	25	4/18	22	4/14	29	3/4	75	9	15

DOM - DOMINICAN REPUBLIC

No.	Name	MIN	Field Goals		1 Point		2 Points		Free Throws		PF	PTS
			M/A	%	M/A	%	M/A	%	M/A	%		
*5	HERNANDEZ Carolay	6:39	3/9	33	0/3	0	3/6	50	0/1	0	4	6
8	SENTIL Nelsy (C)	5:51	0/4	0	0/1	0	0/3	0	2/3	67		2
*15	MONSAC Sugeiry	9:11	2/2	100	2/2	100			2/2	100	2	4
*22	REYNOSO Giocelis	8:19	5/10	50	5/9	56	0/1	0	3/5	60	1	8
Totals			10/25	40	7/15	47	3/10	30	7/11	64	7	20

	BRA	DOM
Biggest Lead	3	6
Biggest Scoring Run	3-0(3-0)	5-0(10-16)
Lead Changes	3	
Times Tied	2	

Legend:							
%	Shooting Percentage	(C)	Captain	*	Starters	M/A	Made/Attempts
MIN	Minutes Played	No.	Uniform Number	OT	Overtime	PF	Fouls
PTS	Points						



RESULTADOS

RESULTS

USA 21 vs 17 ARG

(21:17)

Referees: MARTINEZ Angel (PUR) / ZACHI Carolina (BRA)

Commissioner: NARVAEZ Oswaldo (VEN)

Scoring

USA	21
ARG	17

USA - UNITED STATES

No.	Name	MIN	Field Goals		1 Point		2 Points		Free Throws		PF	PTS
			M/A	%	M/A	%	M/A	%	M/A	%		
7	IONESCU Sabrina (C)	9:01	3/6	50			3/6	50	1/3	33		7
9	NELSON Olivia	5:17	1/4	25	1/4	25			1/1	100	2	2
10	HEBARD Ruth	8:18	5/8	63	5/8	63			2/2	100	1	7
11	WILLIAMS Christyn	7:24	3/5	60	3/4	75	0/1	0	2/3	67	1	5
Totals			12/23	52	9/16	56	3/7	43	6/9	67	4	21

ARG - ARGENTINA

No.	Name	MIN	Field Goals		1 Point		2 Points		Free Throws		PF	PTS
			M/A	%	M/A	%	M/A	%	M/A	%		
6	LLORENTE Victoria	9:29	4/9	44	4/9	44					2	4
8	BOQUETE Andrea	7:11	4/6	67	3/5	60	1/1	100			2	5
11	GRETTER Melisa (C)	7:23	1/6	17	1/5	20	0/1	0			4	1
22	PEREZ Natacha	5:57	4/6	67	2/3	67	2/3	67	1/1	100	1	7
Totals			13/27	48	10/22	45	3/5	60	1/1	100	9	17

	USA	ARG
Biggest Lead	6	3
Biggest Scoring Run	5-0(18-12)	3-0(0-3)
Lead Changes	1	
Times Tied	5	

Legend:							
%	Shooting Percentage	(C)	Captain	M/A	Made/Attempts	MIN	Minutes Played
No.	Uniform Number	OT	Overtime	PF	Fouls	PTS	Points

