



# Philips LED

Innovation for today and tomorrow.



Lighting is important and affects well-being in the way people live, work and feel at home. Beyond the energy, cost-savings, and ambience of LED lighting, there is growing awareness today that lighting can also improve efficiency. For example, while working, reflections on computer screens can cause strain on the eyes. Philips LED lighting is easy on the eyes, providing glare-free light to help increase comfort levels.

Some of the benefits of using LED lighting solutions over conventional incandescent ones can be significant.

### ENERGY SAVINGS

LED bulbs allow for tremendous energy savings. For example, the Philips LED 11W A-Shape bulb saves \$134.75 in energy costs over its lifetime, over a standard 60W incandescent bulb<sup>1</sup>.

### LONG LIFE

LED light bulbs last much longer than conventional incandescent and fluorescent bulbs. For example, the Philips LED 11W A-Shape bulb can last 22.8 years as compared to about 1 year for a standard 60W incandescent bulb<sup>2</sup>.

### AMBIENCE

No matter what type of bulb you require, Philips LED solutions can meet your needs and provide the soft, white light quality you want in the shapes and sizes you are accustomed to.



Share the ways LED light has brightened your home at @PhilipsLightUS



Scan the code with your smartphone to see the savings!

1) At 11¢ per kWh, this 11W, 800 lumen LED bulb uses \$30.25 of electricity over its 25,000 hour life. This is a \$134.75 savings when compared to the \$165.00 required to run a 60W, 860 lumen, A19 incandescent bulb over the same period. Actual savings will vary depending on cost per kWh.

2) 25,000 hours (22.8 years) means rated average life based on engineering testing and probability analysis where the lamp is used on average 3 hours/day, 7 days a week while a standard 60W incandescent lasts 1500 hours.

See what light can do  
Philips LED lighting for the home




**PHILIPS**

2013-14 ATLANTA HAWKS MEDIA GUIDE



# 2013-14 MEDIA GUIDE



hawks.com



**ATLANTA HAWKS**

Ownership .....	6
Executive Management.....	7

**FRONT OFFICE**

Bob Williams .....	8
Danny Ferry .....	8
Scott Wilkinson .....	9
Wes Wilcox .....	9
Rick Sund .....	10
Dominique Wilkins .....	11
Basketball Operations .....	13
Mike Budenholzer/ Coaching Staff .....	15
Community Development .....	20

**PLAYERS**

Hawks Roster .....	26
Pero Antic .....	28
Gustavo Ayon .....	30
Elton Brand .....	32
DeMarre Carroll .....	34
Jared Cunningham .....	36
Al Horford .....	38
John Jenkins .....	40
Kyle Korver .....	42
Shelvin Mack .....	44
Paul Millsap .....	46
Dennis Schröder .....	48
Mike Scott .....	50
Jeff Teague .....	52
Lou Williams .....	54

**2012-13 REVIEW**

Summary .....	58
Final Statistics .....	59
High Games .....	60
Game By Game Results .....	62
Quarter By Quarter Results .....	64
Hawks Team Stats .....	66
Opp. Team Stats .....	68
Miscellaneous Numbers .....	70
2012-13 Transactions .....	74

**RECORDS**

Hawks Yearly Leaders .....	76
Hawks Individual Records .....	80
Hawks Team Records .....	82
All Time Career Leaders .....	84
All Time Season Leaders .....	86
Ind. Opp. Single Game Records .....	89

**RECORDS CONT.**

Team Opp. Single Game Records .....	91
Philips Arena Records .....	93
Atl./Opp. Highs & Lows .....	96
Hawks Select Circle .....	97
Opp. Select Circle .....	98
NBA Stat Leaders .....	99
Starting Lineups .....	100
Sundry Hawks Records .....	101
The Last Time .....	102

**HISTORY**

Yearly W-L Results .....	104
Hawks Coaching Records .....	105
Yearly Results .....	106
1968-13 Transactions .....	151
1968-13 Offensive Stats .....	166
1968-13 Defensive Stats .....	167
1977-13 Attendance .....	168
Misc. Records .....	170
Overtime .....	174
1968-13 Draft Choices .....	176
All-Time Roster .....	178
All-Time Uniform Numbers .....	191
History of the Hawks .....	192
Retired Numbers .....	201
Collier Trophy .....	202
Individual Honors .....	203
Weekly/Monthly Honors .....	204

**PLAYOFFS**

All-Time Playoff Results .....	206
2013 Playoff Results .....	209
Hawks Playoff Highs .....	210
Hawks Individual Records .....	211
Hawks Team Records .....	212
Opp. Individual Records .....	214
Opp. Team Records .....	215
Yearly Stats .....	217

**NBA**

NBA Directory .....	226
NBDL Directory .....	227
2013 NBA Award Winners .....	228
Final NBA Standings .....	229
Final NBA Stats .....	230
2013 NBA Draft .....	235
Past NBA Champions .....	236
All-Time Award Winners .....	237
All-Time NBA Leaders .....	238

**OPPONENTS**

Team by Team .....	244
Hawks All-Time vs. Opp. ....	273

**MEDIA**

Media Information .....	275
Hawks Radio / TV .....	279

**PHILIPS ARENA**

General Information .....	282
Seating Chart .....	283
Service Level Map .....	284
Court Dimensions .....	285
Philips Arena Firsts .....	286

**PRODUCTION NOTES**

<b>Exec. Editor:</b>	Garin Narain
<b>Editor:</b>	Jon Steinberg
<b>Asst. Editors:</b>	Jason Roose Jelani Downing
<b>Photography:</b>	Scott Cunningham Greg Miller NBAE / Getty Images Hawks Photo Files
<b>Design:</b>	Cliff Lummus
<b>Printer:</b>	Tucker Castleberry

© 2013 Atlanta Hawks. All NBA and team insignia depicted in this publication are the property of NBA Properties, Inc. and the respective teams of the NBA and may not be reproduced for commercial purposes without the prior written consent of NBA Properties, Inc. The information contained in this publication was compiled by the Atlanta Hawks and is provided as a courtesy to our fans and the press and may be used only for personal or editorial purposes. Any commercial use of this information is prohibited without the prior written consent of the Atlanta Hawks.

The Atlanta Hawks dedicate the 2013-14 media guide to the memory of John Lammert. John, who passed away on March 3, 2013, was a member of the Hawks' game night statistical crew for 45 years. He brought a contagious positive attitude and smile to all that he came in contact with.



JOHN LAMMERT  
1935-2013

John was a successful businessman, ordained minister and an active volunteer for many local causes.

**TABLE OF CONTENTS**



## STAFF DIRECTORY

Atlanta Hawks  
Centennial Tower  
101 Marietta St. NW, Suite 1900  
Atlanta, Georgia 30303

Administration: (404) 878-3800  
Sales: 1-866-715-1500  
Administration Fax Number: (404) 878-3836  
Media Relations Fax Number: (404) 878-3590

### ATLANTA HAWKS

#### OWNERSHIP

Managing Partner and NBA Governor ..... Bruce Levenson  
Managing Partner and Alternate NBA Governor ..... Michael Gearon

#### INVESTORS

Ed Peskowitz, Rutherford Seydel, Todd Foreman,  
Michael Gearon, Sr., Beau Turner

#### EXECUTIVE MANAGEMENT

President, Atlanta Hawks and Philips Arena ..... Bob Williams  
Executive Vice President and Chief Financial Officer ..... Phil Ebinger  
Executive Vice President and

Assistant General Manager, Atlanta Hawks ..... T. Scott Wilkinson  
Senior Vice President and  
General Manager, Philips Arena ..... Trey Feazel  
Senior Vice President and  
Chief Marketing Officer ..... Ailey Penningroth  
Senior Vice President and  
Chief Revenue Officer ..... Andrew Steinberg

#### BASKETBALL OPERATIONS

President of Basketball Operations and  
General Manager, Atlanta Hawks ..... Danny Ferry  
Assistant General Manager ..... Wes Wilcox  
Assistant General Manager ..... T. Scott Wilkinson  
Vice President of Basketball ..... Dominique Wilkins  
Senior Advisor, Basketball Operations ..... Rick Sund  
Director of Basketball Operations ..... Mike McNeive  
Executive Assistant to the VP/GM and  
Manager of Basketball Operations ..... Carole Harding  
Player Relations Manager ..... Duane Ferrell  
Travel and Equipment Manager ..... Zac Walsh  
Scout/Manager, Basketball Operations ..... Andy Birdsong  
Pro/College Scout ..... Alex Lloyd  
International Scout ..... Lojze Milosavljevic  
Scout & Coordinator, Basketball Operations ..... Jeff Peterson

#### HAWKS COACHING STAFF

Head Coach ..... Mike Budenholzer  
Assistant Coaches ..... Kenny Atkinson  
Darvin Ham  
Taylor Jenkins  
Quin Snyder  
Jim Thomas

#### HAWKS TRAINING STAFF

Head Athletic Trainer ..... Wally Blase  
Associate Trainer/Rehabilitation Coordinator ..... Pete Radulovic  
Strength and Conditioning Coach ..... Jeff Watkinson  
Assistant Trainer ..... Alessandro Oliveira

#### HAWKS MEDICAL STAFF

Team Physician (Orthopedic) ..... Dr. Michael Bernot  
Team Physician (Internal Medicine) ..... Dr. Scott Kleber  
Team Ophthalmology ..... Dr. Eugene Gagianelli  
Dr. Andrew Feinberg  
Dr. Parul Khator  
Team Dentist ..... Dr. Louis Freedman

#### HAWKS PUBLIC RELATIONS

Vice President, Public Relations ..... Garin Narain  
Director, Media Relations ..... Jon Steinberg  
Senior Manager, Media Relations ..... Jason Roose  
Assistant, Hawks Public Relations ..... Jelani Downing  
Team Photographer ..... Scott Cunningham

#### ADMINISTRATION

Receptionist/Office Assistant ..... Indria Britt

#### TELEVISION/RADIO BROADCASTING

Hawks Radio Announcer ..... Steve Holman  
Television Play-by-Play ..... Bob Rathbun  
Television Analyst ..... Dominique Wilkins  
Sideline Reporter ..... Andre Aldridge

#### BROADCAST AND CORPORATE PARTNERSHIPS AND SUITE SALES & SERVICE

Vice President, Corporate Partnerships  
and Business Development ..... David Lee  
Vice President, Revenue Integration ..... Jim Pfeifer  
Senior Director, Corporate Partner Activation ..... Chris Carter  
Director, Suite Sales and Service ..... Shawn Doss  
Director, Corporate Partnerships ..... Stewart Tanner  
Senior Manager, Suite Sales and Service ..... Will Stephens  
Senior Manager, Corporate Partnerships ..... Chris Beaudin  
Managers, Corporate Partnerships ..... Andrew Ciraci  
Beth Kelley  
Drew Mills  
Leo Yerashunas

Manager, Atlanta Hawks Radio Sales ..... Bobby Bohm  
Manager, Membership Engagement ..... Nikia Bynum-Whitaker  
Manager, Broadcast Services ..... Diana Corbin  
Manager, Corporate Partner Engagement ..... Brandi Burton  
Senior Coordinator, Corporate Partner Activation ..... Chris Argano  
Jen Lehen

Manager, Partner Integration ..... Jamie Burns  
Coordinator, Corporate Partnerships ..... Courtney Timmons  
Coordinator, Corporate Partner Activation ..... Alexandra Abbajay  
Neda Perry  
Coordinator, Partnership Projects & Activation ..... Lauryn Dugas  
Executives, Suite Sales ..... Trey Bennett  
Keith Brennan  
Clarence Hoover  
Michele King  
Michael Reynolds  
Ruje Seaman

Executive, Suite Services ..... April Williams  
Coordinator, Suite Services ..... Claudia Scheikl

#### COMMUNITY DEVELOPMENT & CORPORATE COMMUNICATIONS

Director, Corporate Communications ..... Alison Sawyer  
Director, Hawks Community Development ..... Andrea Carter  
Coordinator, Hawks Community Development ..... Margo Kline  
Assistant, Corporate Communications and  
Community Development ..... Marissa Ahrens

#### HUMAN RESOURCES

Senior Director, Human Resources ..... Tony Donato  
Manager, Human Resources ..... Brittany Van de Sype  
Manager, Benefits ..... Jerry Epps  
Coordinator of Human Resources ..... Chelsey Ingle

#### FINANCE, ACCOUNTING AND IT

Senior Director, Accounting/Corporate Controller ..... Michelle Pratt  
Senior Director, IT ..... Charles Gore

## STAFF DIRECTORY

Manager, IT ..... Jon Halseth  
Manager, Payroll ..... Julia Wu  
Senior Systems Administrator ..... Marc Baron  
Senior Manager, Accounting ..... Brandolyn McMullen  
Supervisor, Accounting & Financial Systems ..... Jay Dancy  
Senior Accountant ..... Nikia Clark  
Staff Accountants ..... Kenitta Baker  
Chris Beck  
Loree Dawson  
Raiford Hodges  
Yonicka James  
Assistant Controller ..... Darius Nixon  
Sr. Financial Analyst ..... Krista Halford

#### MARKETING, GAME OPERATIONS AND CREATIVE SERVICES

Vice President of Marketing and Creative ..... Peter Sorckoff  
Director, Direct Marketing ..... Timothy Chappell  
Director, Ticket Promotions & Event Marketing ..... Denise Sicheneder  
Senior Manager, Creative ..... Terry Combahee  
Director, Hawks In-Game Entertainment ..... Matt Payne  
Manager, Dance Team and Talent ..... Donni Frazier  
Manager of Event Marketing and  
Sports Programs ..... Jon Babul  
Senior Graphic Designer ..... Lucas Armstrong  
Graphic Designer ..... Cliff Lummus  
Coordinator, Mascot ..... Melvin Banks  
Senior Coordinator, Marketing ..... Jen DeBono  
Coordinator, Game Operations ..... Keith Hansard  
Coordinator, Event Marketing and Promotions ..... Kirsten Salmonsens  
Event Activation and Promotions Assistant ..... Mike Levene  
Assistant, Game Operations ..... Lauren Arum

#### RETAIL OPERATIONS

Director, Retail Merchandising ..... Kathy Hakiki  
Manager, Retail Store ..... Scott Dumais  
Manager, Retail Inventory and Operations ..... Tony Nichols  
Coordinator, Retail ..... Shelly Briers

#### LEGAL

Senior Counsel ..... Caren Cook  
Team Counsel ..... Bill Hightower

#### ANALYTICS & CRM

Director, Analytics & CRM ..... David Elgin  
Analyst, Sales & Marketing ..... JT Louviere  
Analyst, Business ..... Sampson Yimer  
Analyst, Database Marketing ..... Tommy Francis

#### INTERACTIVE MARKETING

Director, Interactive Marketing ..... Micah Hart  
Interactive Video Content Producer ..... Marcus Kluttz  
Interactive Content Producer ..... Jessica Taylor  
Coordinator, E-Marketing ..... Noele Crooks  
Coordinator, Social Media ..... Jaryd Wilson

#### TICKET SALES AND SERVICE

Vice President, Ticket Sales and Service ..... Kyle Brunson  
Senior Director, Ticket Operations ..... Wendell Byrne  
Director, Membership Service ..... Brad Hamacher  
Senior Manager, Ticket Services ..... Gilda Carlyle  
Consultant, Premium Membership ..... Borge Etienne  
Dustin McCorkle  
Consultant, Membership ..... Jonathan Adler  
Spencer Ambrosius  
Brent Cohoon  
Reshould Collins  
William Herring  
Aaron Holman  
Gary Mata  
Senior Manager, Group Sales ..... Eric Platte  
Manager, Group Sales ..... Joe Rugo

Senior Consultant, Premium Group Membership ..... Ryan Coller  
Kevin Gibson  
Senior Consultant, Group Membership ..... Amy Janus

Consultant, Group Membership ..... Carder Berry  
Emily Hanover  
Stephen Lacey  
Angela Spence  
Joseph Rickert  
Chris Weddige

Coordinator, Ticket Sales ..... Drew Frank  
Coordinator, Ticket Services ..... Phil Kvidt  
Senior Consultant, Premium Membership Services ..... Stacey Belding  
Brian Graham  
Consultant, Membership Services ..... Cory Garneau

Trey Hardin  
Daniel Stegall  
Manager, Ticket Sales ..... Ben Brown  
Ticket Sales Representatives ..... Anthony Arter  
Leo Cardenas  
Miguel Cardona  
Ben Cecchini  
Meghan Duffy  
Brittney Eustache  
Brad Fain  
Scott Foley  
Emma Hassen  
Anthony Nichols  
Christine Toth  
Jack Wallin

### PHILIPS ARENA

#### EXECUTIVE MANAGEMENT

Senior Vice President and General Manager ..... Trey Feazel  
Vice President, Operations ..... Barry Henson  
Vice President, Guest Services ..... Jason Parker  
Vice President, Marketing & Business Development ..... Kevin प्राप्त

#### ADMINISTRATION

Executive Assistant to President &  
Manager of Parking Operations ..... Janice Koon  
Executive Assistant & Booking Manager ..... Rita Cobb

#### BOOKINGS, BOX OFFICE & MARKETING

Senior Director, Box Office ..... Sam Williams  
Manager, Box Office ..... Rick Scholla  
Manager, Event Marketing and Promotions ..... Katie Root  
Coordinator, Box Office ..... Joan Hicks  
Coordinator, Ticket Operations ..... Jennifer Hall  
Paul Kvidt  
Ticket Seller ..... Charlotte Cowings

#### BUILDING AND EVENT OPERATIONS

Director, Event and Building Operations ..... Chuck Robinson  
Assistant Director, Building & Event Operations ..... Stephen Willmann  
Manager, Maintenance ..... Javits Britt  
Senior Manager, Event Operations ..... Paul Krajewski  
Manager, Events ..... Katie Scott  
Managers, Conversion Operations ..... Wes Johnson  
Rodney Richardson  
Assistant, Building & Event Operations ..... Eric Morgan  
Conversion Lead ..... Willie Ficklin  
Electrician Lead ..... John Garrett  
HVAC Lead ..... William Utley  
General Maintenance Lead ..... Sam Dunn  
BMT II ..... Robert Boleman  
Mike Harris  
Matthew Wilkes  
Seth Williamson  
BMT I ..... Seneca Mallory



## STAFF DIRECTORY

Electrician II .....	Bud Bradford Kurt Deaton Jeffrey Goddard Kelly Hall Mike Harney
HVAC I .....	Dadrick Grundy
HVAC II .....	William Mitchell Doug Stewart Lavern Taylor
Locksmith .....	Timothy Overton
Painter II .....	Jeremiah Eberhart
Painter .....	Henry Watson
Painter .....	Larry Royals
Plumber .....	Robert Vine

### CUSTOMER SERVICE AND SECURITY OPERATIONS

Director, Customer Service and Security Operations .....	Keith Wente
Senior Manager, Premium Services .....	Larry Taylor
Senior Manager, Customer Service and Security Operations .....	Sharonda O'Rear
Manager, Customer Service .....	Chanda Dabney
Coordinator, Security .....	Megan Lodestro
Supervisors, Security .....	Darriel Bailey Luther Hitchcock Maranda Knox
Security Officers .....	Sharion Arnold Fred Bass William Brown Latasia Crawford Lovett Dent Fedra Grogan Bennie Jenkins Betty Lesaine Courtney Lupoe Lateisha Marcus Bradley Neal Rowen Phillips Terry Taylor Portia Thompson Levertis Truitt Stephen Williams

15 AL HORFORD



ATL


**BRUCE LEVENSON - MANAGING PARTNER AND NBA GOVERNOR**


Bruce Levenson and Ed Peskowitz co-founded United Communications Group (UCG), a portfolio of professional business information companies, in 1977. UCG, which is now one of the largest privately held business information companies in the world, provides specialized information to more than two million business clients and over 35 million consumers in numerous business sectors, including healthcare, technology, energy, telecommunications and financial services. Involved in many philanthropic endeavors, Bruce has served on the boards of the "I Have a Dream Foundation," Hoop Dreams and Community Foundation. Levenson is a graduate of Washington University in St. Louis and the American University School of Law. From 1994-99, he and Ed owned a minority interest in the Washington Wizards, Capital Centre and Verizon Center. Bruce has homes in Atlanta and Potomac, Md.

**MICHAEL GEARON - MANAGING PARTNER**


Michael Gearon, a native and lifelong resident of Atlanta, started a telecommunications enterprise after college and sold the business several years later to American Tower, one of the largest providers of communications towers in the world. He is currently involved with several businesses internationally. A graduate of Georgia State University, Gearon is an avid lifelong Hawks fan. He resides in Atlanta with his wife and three children. Gearon also serves as the Hawks' alternate NBA governor.

**INVESTORS**


**ED  
PESKOWITZ**



**RUTHERFORD  
SEYDEL**



**TODD  
FOREMAN**



**MICHAEL  
GEARON, SR.**



**BEAU  
TURNER**

**EXECUTIVE MANAGEMENT**


**BOB WILLIAMS**  
PRESIDENT, ATLANTA HAWKS  
AND PHILIPS ARENA



**DANNY FERRY**  
PRESIDENT OF BASKETBALL OPERATIONS  
AND GENERAL MANAGER, HAWKS



**PHIL EBINGER**  
EXECUTIVE VICE PRESIDENT  
AND CHIEF FINANCIAL OFFICER



**SCOTT WILKINSON**  
EXECUTIVE VICE PRESIDENT  
AND CHIEF LEGAL OFFICER  
AND ASSISTANT GENERAL  
MANAGER, HAWKS



**TREY FEAZELL**  
SENIOR VICE PRESIDENT  
AND GENERAL MANAGER,  
PHILIPS ARENA



**AILEY PENNINGROTH**  
SENIOR VICE PRESIDENT  
AND CHIEF MARKETING OFFICER



**ANDREW STEINBERG**  
SENIOR VICE PRESIDENT  
AND CHIEF REVENUE OFFICER

## HAWKS MANAGEMENT

### BOB WILLIAMS - PRESIDENT, ATLANTA HAWKS & PHILIPS ARENA



Bob Williams is president of the NBA's Atlanta Hawks and president of Philips Arena. As Atlanta Hawks President, Williams has oversight of the franchise's business operations. As president of Philips Arena he oversees all operations as well as the venue's in-house concert and entertainment promotions company.

Williams was a member of the executive committee to oversee the design and construction of Philips Arena which opened its doors in 1999. Previously, he was a 22-year employee of The Omni Coliseum and the Atlanta Hawks. He was The Omni's president beginning in 1994 until it was imploded in 1997.

Williams holds board positions with the Georgia Alliance for Children, the Atlanta Hawks Foundation, the Atlanta Convention & Visitors Bureau (ACVB), the Atlanta Sports Council, Central Atlanta Progress, The University of Georgia's Board of Visitors and The Ron Clark Academy, and is a member of the Rotary Club of Atlanta.

In addition, Williams was made Honorary First Sergeant of Fort Benning's Charlie and Delta Companies of the 30th AG Infantry. Bob was recognized for developing a program of hosting injured soldiers, soldiers preparing for assignment to fight in Iraq and Afghanistan, and Airborne Rangers and their families at Hawks home games and various other Philips arena events.

Williams is a graduate of the University of Georgia.

### DANNY FERRY - PRESIDENT OF BASKETBALL OPERATIONS AND GENERAL MANAGER



Danny Ferry joined the Atlanta Hawks in June of 2012, bringing 22 years of NBA experience as both a player and front office executive.

Ferry oversees the basketball operations program, including coaching, player personnel, contract negotiations and salary cap management.

With the goal of creating sustainable success and building a championship caliber organization, Ferry has made a series of moves since his arrival to better position the franchise. Ferry has engineered a number of trades and free agent signings which netted key veterans Paul Millsap, Lou Williams, Kyle Korver and Elton Brand. Through his first two drafts, he has acquired young talent in John Jenkins, Mike Scott, Dennis Schröder, Lucas Nogueira and Mike Muscala.

In his first season with the Hawks, the team recorded a 44-38 (.537) regular season record and clinched the playoffs for a sixth consecutive season, tied for the longest playoff active streak in the Eastern Conference with Boston.

Ferry was previously with the San Antonio Spurs serving as the team's vice president of basketball operations from 2010-2012. In this position, he oversaw the team's player personnel, coaching, officiating, on-court policy and procedures, as well as scheduling. Prior to the Spurs, Ferry held the role of General Manager for the Cleveland Cavaliers from 2005-2010, where the Cavaliers posted a 272-138 (.663) record, enjoyed the NBA's best regular season record in both 2008-09 and 2009-10 and advanced to the 2007 NBA Finals, marking the franchise's first, and only, trip to the NBA Finals.

Ferry's NBA career included playing for the San Antonio Spurs (2000-2003) and the Cleveland Cavaliers (1990-2000). In his 13-year NBA career, Ferry averaged 7.0 points and 2.8 rebounds in 917 career games. Shortly after winning an NBA Championship with San Antonio and retiring as a player for the Spurs in 2003, Ferry began his NBA front office career. He became the Spurs' director of basketball operations where he remained until 2005.

He played four seasons at Duke (1985-1989) where he earned his degree in political science. He was named a First Team All-American as both a junior and a senior, received the 1989 Naismith Award after averaging 22.6 points, 7.4 rebounds and 4.7 assists and was inducted into the Duke Sports Hall of Fame in September of 2004.

Ferry and his wife, Tiffany, have five children, Hannah, Grace, Sophia, Lucy and Jackson.

## HAWKS MANAGEMENT

### SCOTT WILKINSON - EXECUTIVE VICE PRESIDENT AND CHIEF LEGAL OFFICER, ASSISTANT GENERAL MANAGER



In his 15th season with the Hawks is Executive Vice President & Chief Legal Officer/Assistant General Manager Scott Wilkinson.

In his role as Assistant General Manager, his basketball operations duties include assisting in the negotiation and drafting of contracts for players, coaches and other staff; supervising and assisting with trade research, salary cap management, and collective bargaining agreement issues; placing and managing all insurance and overseeing Hawks' risk management; and scheduling of all Hawks' preseason games, among other things.

In addition to his basketball operations duties, Wilkinson also maintains his responsibilities as Chief Legal Officer, with oversight of all legal matters for Atlanta Hawks, L.P., Arena Operations, LLC, Arena Sports Marketing, LLC and the Atlanta Hawks Foundation, Inc.

Wilkinson was previously assistant general counsel for Turner Sports, Inc., providing legal support to all Turner Sports properties, including the Hawks, the Atlanta Braves, World Championship Wrestling and The Goodwill Games.

Before his tenure at Turner, Wilkinson practiced law with Moore & Van Allen in Durham, NC, and was also a founding member and sports agent for Buoniconti Sports Management Group, LLC. Prior to that, he was an associate at the law firm of Ginsburg, Feldman and Bress in Washington D.C., and was a judge advocate in the United States Marine Corps. For over 20 years, he served in various billets in the U.S. Marine Corps Reserve, retiring as a Lieutenant Colonel in 2006.

Wilkinson attended Duke University on a football scholarship and earned his A.B. degree, cum laude, in 1985. He earned his J.D. from Duke in 1988. Wilkinson and his wife, Beth, have two children and reside in Atlanta.

### WES WILCOX - ASSISTANT GENERAL MANAGER



Wes Wilcox was named the Hawks' Assistant General Manager on July 9, 2012, rejoining Atlanta's President of Basketball Operations/General Manager Danny Ferry, after the two worked together for several years in Cleveland.

Prior to his hiring in Atlanta, Wilcox was director of player personnel for the Cavaliers, as well as serving as General Manager of the Cavs' NBA Development League team, the Canton Charge. As the club's first GM, he was responsible for assembling the Charge's roster and front office, hired the team's first head coach, and led the development of Canton's practice facility. The Charge made the D-League playoffs in their first year of existence and advanced to the conference semifinals.

He joined the Cavaliers in 2003 and held the roles of advance scout, college scout, pro personnel scout and assistant coach, prior to his promotion to director of player personnel.

Wilcox got his NBA start in 2001-02 as an intern with the Miami Heat in their scouting/video department, before moving to New Orleans as the Hornets' video coordinator in 2002-03. He is a 2001 graduate of Cal-State Fullerton, and a native of La Habra, California.

Wes and his wife Larisha have three children – sons Noah and Jonah, and daughter Jaleah. Larisha spent 10 years working in the NBA in public relations and basketball operations.

## BASKETBALL OPERATIONS

### RICK SUND - SENIOR ADVISOR, BASKETBALL OPERATIONS



With over 38 years of NBA experience, longtime league executive Rick Sund is the Hawks' senior advisor, basketball operations, after having spent the prior four years as Atlanta's Executive Vice President and General Manager from 2008-12. Under his leadership, the Hawks won nearly 60 percent of their games (184-128), reaching the playoffs in each of his four seasons and advancing to the Eastern Conference semifinals three times.

Formerly the General Manager of the Seattle Sonics from 2001-07, Sund and the Sonics were the inaugural champions of the Northwest Division in 2004-05, and the team reached the postseason twice during his tenure.

Prior to that, he served in several different capacities with the Dallas Mavericks from 1979-94, finishing up as vice president of basketball operations.

In 1994, he spent one season as a consultant for the Sonics during Wally Walker's first season as GM, managing the Sonics' college scouting program and assisting Walker with personnel decisions.

Sund joined the Detroit Pistons as vice president of player personnel in the summer of 1995, later assuming the title of Executive VP and General Manager of Basketball Operations.

Sund began his career in Milwaukee under the tutelage of Wayne Embry, spending five years with the Bucks after graduating with a master's degree in sports administration from Ohio University in 1974.

He was a two-sport athlete at Northwestern University, where in basketball (as a 6-4 guard) he earned CoSIDA Academic All-America (third team) honors in 1973, and was twice named academic All-Big Ten, while also seeing action as a tight end and wide receiver on the football team. He holds a bachelor's degree in political science from Northwestern.

Born on June 4, 1951, Sund has completed three marathons and a mini-triathlon. Richard Walker Sund is a native of Elgin, IL, and is a member of the Illinois Basketball Hall of Fame. He and his wife Lea are the parents of two children, daughter Hali and son Patrick, a member of the basketball operations staff of the Golden State Warriors.

## BASKETBALL OPERATIONS

### DOMINIQUE WILKINS - VICE PRESIDENT OF BASKETBALL



The most celebrated player to ever put on a Hawks uniform, Hall-of-Famer Dominique Wilkins enters his 10th season as the Hawks' Vice President of Basketball. Previously the team's Special Assistant to the Executive Vice President and Player Development Assistant, Wilkins works in various management functions within the organization's basketball and business areas, and as the team's analyst for the Hawks broadcast networks.

Wilkins is responsible for advising the senior management team on basketball-related issues and working as a strong voice in the community. The 6-8 forward, who concluded his NBA career with 26,668 points, is the 11th all-time leading scorer in league history and his 24.8 career scoring average is 13th on the all-time charts. Wilkins' 23,292 points with the Hawks are the franchise's best, and he ranks second overall in team history in steals (1,245), fourth in rebounds (6,119), sixth in blocked shots (588) and seventh in assists (2,321). One of league's true marquee players, his outstanding contributions on the court were recognized by the organization in January 2001 when he became the third player in club history to have his uniform number (#21) retired, joining Hawks legends Bob Pettit and Lou Hudson.



ENSHRINED 2006

Familiar to area sports fans from his collegiate days at the University of Georgia, Wilkins entered the 1982 NBA Draft after his junior season with the Bulldogs. He ended his Georgia career as the school's all-time scoring leader with averages of 21.6 points to go along with his 7.5 rebounds. A three-time All-SEC performer who also took home the Most Valuable Player award from the 1981 Southeastern Conference tournament, he was selected with the third overall pick in the first round by the Utah Jazz.

Hawks officials valued his talents enough to send two players (John Drew and Freeman Williams) and cash to the Utah Jazz on September 2, 1982 for his draft rights, and the end result was beneficial for both parties. Wilkins was able to continue his career in front of familiar faces, and Atlanta had its first superstar since Pete Maravich.

Instrumental in the team's success in the mid-to-late '80s, Wilkins electrified Atlanta sports fans as the club recorded 50-win seasons four straight times from 1985-86 to 1988-89. He averaged 29.1 points over that period, and in the 1988 All-Star Game he ripped the nets for 29 points in 30 minutes of action.

Wilkins led the Hawks to the playoffs in eight of his 12 seasons with the Hawks, his finest hour came during the 1988 postseason when Atlanta narrowly missed reaching the Eastern Conference Finals, as the Boston Celtics eked out a two-point victory in Game 7 of the conference semifinals. Wilkins averaged 31.2 points in 12 playoff contests that year, and having participated in 10 years of playoff competition, scored 25.4 points per game.

After missing only 18 of a possible 738 regular season games his first nine years, Wilkins' durability took a serious blow when he suffered a season-ending tear of Achilles tendon midway through the 1991-92 season. While it was unsure if he would return to his old high-flying self, Wilkins responded the next season by scoring 29.9 points per game to finish second only to Michael Jordan for the league scoring title.

He was a member of the NBA All-Rookie Team in 1983 and was named to seven All-NBA teams, nine consecutive all-star squads and was a two-time winner of the NBA Slam Dunk Championship (1985 and 1990).

On November 6, 1992 against the New York Knicks, a patented baseline jumper led to Wilkins becoming the 17th person in league history to join the 20,000-point club, and later that season (February 2, 1993 against Seattle), he supplanted Pettit as the franchise's all-time leading scorer. His stellar career in Atlanta came to an end on February 24, 1994 when the Hawks traded him to the Los Angeles Clippers for Danny Manning. At the conclusion of the year, Wilkins decided to test the free agent market and signed with the Boston Celtics.

Discouraged with his performance in 1994-95, which resulted in career lows in scoring and field goal percentage, Wilkins joined Panathinaikos Athens of the Greek League the following season (1995-96). He was named MVP of the European Final Four after averaging 20.9 points and 7.0 rebounds and leading the team to the European Men's Championship.

## BASKETBALL OPERATIONS

### DOMINIQUE WILKINS, CONT.

Seeking a return to the States, Wilkins signed a free agent contract with San Antonio and provided more than the Spurs possibly imagined, leading the David Robinson-less Spurs in scoring with an 18.2 average and grabbing 6.4 rebounds.

He returned overseas for the 1997-98 campaign, signing with Italy's Teambest before rejoining the NBA for his final professional season (1998-99), as Wilkins saw action in 27 games for the Orlando Magic.

Extremely active with local and national charity endeavors, Wilkins has done work with the Juvenile Diabetes Research Foundation, Cystic Fibrosis Foundation, Special Olympics, Muscular Dystrophy Association and American Lung Association. In July 2007, Wilkins launched "Nique and Newt's Full-Court Press on Diabetes" with former Speaker of the United States House of Representatives, Newt Gingrich. In March 2010, Wilkins was honored by the Georgia State Legislature as they presented a State Resolution naming him the Diabetes Ambassador for the state of Georgia. He is also a diabetes ambassador for Novo Nordisk, a world leader in Diabetes care.

Wilkins, 53, was born on January 12, 1960 in Paris, France. Married to Sunny, he is the proud parent of five girls and two boys. He joined basketball's immortals with his entry into the Naismith Memorial Basketball Hall of Fame on September 8, 2006, was inducted into the Georgia Sports Hall of Fame on April 3, 2004, and into the Atlanta Sports Hall of Fame's inaugural class on June 10, 2005. Wilkins was honored in October 2011 with his induction into the Boys & Girls Clubs of America Alumni Hall of Fame.



Dominique Wilkins

## BASKETBALL OPERATIONS

### MIKE McNEIVE - DIRECTOR OF BASKETBALL OPERATIONS



A 20-year NBA staff veteran, Mike McNeive begins his 11th season with the Hawks and eighth year as Director of Basketball Operations. His responsibilities include oversight of the Hawks' college scouting area, as well as assisting with pro and minor league scouting.

McNeive served as director of pro personnel from 2004-06, after originally joining the franchise as an assistant coach during the 2003-04 campaign. He worked the previous five seasons in Milwaukee, where he served as a scout/assistant.

During his stint in Milwaukee, the Bucks reached the playoffs four times, punctuated by a Central Division championship and a trip to the Eastern Conference Finals in 2001.

Prior to that, McNeive was with the Seattle Sonics for four seasons as a video coordinator/advance scout. Seattle recorded a 239-89 (.729) mark during that time, won three Pacific Division titles and advanced to the NBA Finals in 1996 after winning a franchise-record 64 games.

McNeive got his start in the NBA with the Orlando Magic, where he interned in the video scouting department in 1993-94, as the club reached the playoffs for the first time in franchise history.

A Freeport, Illinois native, McNeive received his undergraduate degree in Physical Education in 1992 from Monmouth College (IL), where he was a four-year letterman in both basketball and baseball for the Fighting Scots. In 1993, he received his Master's degree in Sports Management and Administration from Georgia Southern University.

Mike and his wife Maggie have four children, Ryan, Ally, Danny and Molly.

### DUANE FERRELL - PLAYER RELATIONS AND PROGRAMS MANAGER



Former Hawks forward Duane Ferrell is in his sixth season as the team's Player Relations and Programs Manager. Ferrell previously served in a player development role for the Washington Wizards from 2001-04.

Undrafted after a stellar collegiate career at Georgia Tech, Ferrell played 11 years in the NBA, including time with the Hawks (353 games from 1988-94), Indiana Pacers (1994-97) and Golden State Warriors (1997-99).

With the Yellow Jackets, Ferrell was ACC Rookie of the Year, and concluded his career as Georgia Tech's all-time leader in games played and was involved in more victories than any other Yellow Jacket.

He attended high school at Calvert Hall (Baltimore, MD), where he was a McDonald's All-American and was part of the 1982 National Championship team. Ferrell was inducted into the Georgia Tech Athletics Hall of Fame in 1995 and was part of the inaugural class of the Baltimore Catholic League Hall of Fame in 2012.

Ferrell has called the Atlanta area home since 1984. He and his wife Tina have four children.



**BASKETBALL OPERATIONS**


**Andy Birdsong**  
Scout/Basketball  
Operations Manager



**Chase Buford**  
Seasonal Video  
Assistant



**Carole Harding**  
Executive Assistant to  
the GM and Manager of  
Basketball Operations




**Vince Legarza**  
Basketball Operations  
Seasonal Assistant



**Alex Lloyd**  
Pro/College Scout



**Lozje Milosavljevic**  
International Scout




**Alessandro Oliveira**  
Assistant Trainer



**Jordan Ott**  
Video Coordinator



**Jeff Peterson**  
Scout/Coordinator,  
Basketball Operations



**Patrick St. Andrews**  
Basketball Operations  
Seasonal Assistant



**Lamar Skeeter**  
Player Development  
Seasonal Assistant



**Zac Walsh**  
Travel and Equipment  
Manager



**Chuck Wesley**  
Assistant Video  
Coordinator

**BASKETBALL STAFF**
**MIKE BUDENHOLZER - HEAD COACH**


Having played a significant role in one of the most successful dynasties in league history and with four NBA championship rings under his belt, Mike Budenholzer begins his first season as head coach of the Atlanta Hawks.

Named as the Hawks' 12th full-time head coach on May 28, 2013, Budenholzer spent the last 19 seasons with the San Antonio Spurs. He spent the final 17 as an assistant coach and the past six as the no. 1 aide to Gregg Popovich, the longest-tenured head coach in major professional sports and third-winningest coach (by percentage - .681) in NBA history behind only Phil Jackson and Billy Cunningham.

As an assistant coach since the 1996-97 season, he has helped lead San Antonio to a league-best 908-438 (.675) regular season record, and NBA championships in 1999, 2003, 2005 and 2007. Hired by Popovich prior to the 1994-95 campaign, Budenholzer spent his first two seasons as a video coordinator before being named an assistant coach. On numerous occasions, he served as the Spurs summer league head coach. He also served as an advance scout for Team USA for the 2004 Olympics in Athens, Greece.

Budenholzer is a 1993 graduate of Pomona College where he received a bachelor's degree in politics, philosophy and economics and was a four-year letterman in both basketball and golf. Following college, he played professionally in Denmark for the Vejle Basketball Klub, also getting his start in coaching, serving as head coach for two different teams in the Vejle system.

A native of Holbrook, AZ, he and his wife Mary Bet have four children: Will, Libby, Hanna and John. His father Vince spent 25 years as a high school and college basketball coach in Arizona before retiring in 1997, and was inducted into the Arizona Coaches Association Hall of Fame. The youngest of seven children, Budenholzer was born on August 6, 1969.



## BASKETBALL STAFF

### COACHING STAFF



(Left to Right): Kenny Atkinson, Darvin Ham, Mike Budenholzer, Taylor Jenkins, Quin Snyder and Jim Thomas.

### KENNY ATKINSON - ASSISTANT COACH



Kenny Atkinson is in his second season with the Hawks as assistant coach after spending the prior four years as an assistant with the New York Knicks where he helped the team reach the playoffs his final two seasons. Prior to joining the Knicks staff, he spent the 2007-08 campaign serving as the director of player development for the Houston Rockets.

Before starting his NBA coaching career, Atkinson spent three years as director of player development/assistant coach for Paris Basket Racing Club in France (2004-06) and the summer of 2006 as director of player development/assistant coach for the national team of the Republic of Georgia. He was also an assistant coach with the Ukraine national team at the European championships in 2011.

A standout collegiate player at the University of Richmond, Atkinson was an All-CAA First Team selection as a junior and senior (1989-90) and helped the Spiders to a Sweet 16 appearance in the NCAA Tournament in 1988. He went on to play professionally in Italy, France, Germany and Spain from 1991-2004.

Born on June 2, 1967 in Huntington, NY, Atkinson and his wife Laura have a son Anthony and daughter Annika.

## BASKETBALL STAFF

### DARVIN HAM - ASSISTANT COACH



Returning to the organization where he played one season (2002-03), Darvin Ham is in his first year as an assistant coach for the Hawks. He spent the last two seasons as an assistant with the Los Angeles Lakers.

Prior to his stint with the Lakers, Ham was the head coach of the New Mexico Thunderbirds of the NBA Development League in 2010-11 and an assistant coach with the Thunderbirds from 2008-10.

In his playing career, the eight-year veteran appeared in 417 career games (45 starts) with Denver, Indiana, Washington, Milwaukee, Atlanta and Detroit, averaging 2.7 points and 2.3 rebounds in 12.4 minutes (.518 FG%). He also played in 55 postseason games (with the Bucks and Pistons; 11 starts), putting up 1.3 points and 1.2 rebounds in 7.4 minutes (.569 FG%). Ham won an NBA championship with the Pistons in 2004.

He was a member of the Hawks during the 2002-03 season, playing in 75 contests, and averaging 2.4 points and 2.0 rebounds in 12.3 minutes (.447 FG%). He also played in Spain, the Philippines and Puerto Rico. Ham starred collegiately at Texas Tech, where he famously shattered a backboard on a slam dunk during a 1996 NCAA Tournament game against North Carolina.

Born July 23, 1973 in Saginaw, MI, Ham is married to Deneitra and has three sons – Darvin Jr., Donovan and Dominic. Darvin Jr., plays at Northwood University in Midland, MI.

### TAYLOR JENKINS - ASSISTANT COACH



In his first season with the Hawks is assistant coach Taylor Jenkins, who most recently served as the head coach of the Austin Toros of the NBA Development League, the San Antonio Spurs' D-League affiliate.

Jenkins led the Toros to a 27-23 (.540) record during the 2012-13 season and a first round playoff victory over the Bakersfield Jam before falling to the Santa Cruz Warriors in the semifinals. Prior to serving as head coach, Jenkins had served as an assistant coach with the Toros the previous four seasons, including their championship season in 2012 and back-to-back playoff appearances in 2009 and 2010.

He was selected as an assistant coach with the NBA D-League Select Team during the 2010 Las Vegas Summer League and was part of the 2009 and 2012 NBA D-League Western Conference All-Star coaching staff. Last summer, he served as an assistant coach for the San Antonio Spurs summer league team.

Prior to joining the Toros, Jenkins interned with the San Antonio Spurs basketball operations department during the 2007-08 season.

He attended The Wharton School at the University of Pennsylvania, and earned a Bachelor's of Science in Economics, while concentrating in Management and minoring in Psychology. Taylor and his wife, Chantall, live in Atlanta with their two sons, Alex and Jancarlos.

## BASKETBALL STAFF

### QUIN SNYDER - ASSISTANT COACH



With a diverse coaching background including NBA, Europe, college and minor league basketball, Quin Snyder is in his first season as an assistant coach for the Hawks.

Snyder, who spent last season as an assistant coach with CSKA Moscow, worked as an assistant coach with the Los Angeles Lakers in 2011-12 and the Philadelphia 76ers in 2010-11. From 2007-10, Snyder was Head Coach of the Austin Toros of the NBA Development League (the D-League affiliate of the San Antonio Spurs), where he recorded a 94-56 (.627) mark, while leading the club to three straight playoff appearances and the 2008 NBDL Championship game. He was the 2009 D-League Coach of the Year.

Snyder got his first head coaching job at the University of Missouri, where in seven seasons (1999-2006), he led the Tigers to a 128-96 (.571) record and four NCAA Tournaments, including an Elite Eight appearance. He is also a former assistant with the Los Angeles Clippers and associate head coach at Duke.

The former Duke guard (1985-89) played in 136 games, including three Final Four appearances over a four-year period. He was elected a team captain and honored as an Academic All-American during his senior season. Snyder attended Mercer Island High School in Washington, where he was a two-time state player of the year and a McDonald's All-American.

In 1995, he earned his J.D. and M.B.A. from Duke. He was born October 30, 1966 in Mercer Island, WA. Snyder and his wife Amy live in Atlanta with daughter Anika and son Wyatt. He is also the proud father of son Owen.

### JIM THOMAS - ASSISTANT COACH



Jim Thomas is in his first season as an assistant coach.

Most recently a college scout for the Oklahoma City Thunder for the last four years, Thomas was previously with the New York Knicks (scout, 2004-07), Indiana University (assistant coach, 2001-04), and Toronto Raptors as an assistant coach (1996-99) and scout (1994-96, 1999-2001).

Selected in the second round (40th overall) of the 1983 NBA Draft by the Indiana Pacers, the 53-year-old Thomas appeared in 161 games over four seasons with the Pacers, the Los Angeles Clippers and Minnesota, averaging 8.4 points, 2.6 rebounds and 2.3 assists in 20.9 minutes (.471 FG%, .763 FT%). He also spent time playing in the Continental Basketball Association, World Basketball League and with Baloncesto Murcia in Spain. He was a player/assistant coach for the 1993 CBA Champion Omaha Racers.

Thomas played collegiately at Indiana from 1979-83, where he was a reserve guard on the Hoosiers' 1981 National Championship team. He was also a 10th round draft pick of the Green Bay Packers in the 1983 NFL Draft as a defensive back.

The 52-year-old Thomas grew up in Fort Lauderdale, FL.

## BASKETBALL STAFF

### WALLY BLASE - HEAD ATHLETIC TRAINER



Wally Blase is in his 14th season with the Hawks as the team's Head Athletic Trainer.

He is responsible for the day-to-day health of the team, the evaluation and rehabilitation therapy of athletic injuries, and the supervision of the Hawks Sports Medicine staff.

Blase, 43, came to the Hawks organization in 2000 after four years as the Assistant Athletic Trainer with the Chicago Bulls, during which he was part of two NBA championships. With the Bulls, he was actively involved with assisting the head athletic trainer with all aspects of the team's medical needs, including the prevention, care, and rehabilitation of the athletes.

He is certified by the National Athletic Trainers Association (NATA) and National Strength and Conditioning Association (NSCA), and is a certified Performance Enhancement Specialist and Corrective Exercise Specialist, through the National Academy of Sports Medicine (NASM).

Serving on the National Basketball Athletic Trainers Association (NBATA) for the past 13 years, Blase served a two-year stint as chairman. As chairman, Blase represented the NBATA and its members as a liaison to the league office, as well as to NBA Physicians Association. Additional responsibilities included organizing the group's annual meeting, educational agenda and league business meeting, and oversight of the organization's business affairs and their charity and scholarship foundations. The Foundations have donated tens of thousands of dollars in scholarships, and hundreds of thousands of dollars to charity, including over \$50,000 to St. Jude's Children's Hospital. In 2005, the Southeast Athletic Trainers Association (SEATA) named Blase the Professional Athletic Trainer of the Year. This past May, Blase received the NBATA's Ed Lacerte Service Award, given every other year in recognition of the individual who embodies the level of commitment and service that Lacerte has given to the organization.

A native of Niles, Illinois, Blase has done several internships in the athletic training department of the NFL's Chicago Bears (the summers of 1994, '96 and '98). He also spent time as the head athletic trainer with the Cincinnati Rockers arena football team (1993). Additionally, Blase served as the Head Athletic Trainer for the NBA's Eastern Conference All-Star team in 2003, when the game was held at Philips Arena. He has again been selected to represent the Conference as the East's head athletic trainer for the 2014 All-Star game in New Orleans.

Blase spent three seasons as a student athletic trainer at Winona State University, where he obtained his bachelor's degree in sports medicine in 1992. In 1996, he earned his master's (M.S.) in sports psychology from Syracuse University while serving two years as a graduate assistant trainer.

He was born June 4, 1970 in Niles, Illinois.

### PETE RADULOVIC - ASSOCIATE TRAINER/REHABILITATION COORDINATOR



In his 17th season with the Hawks, Pete Radulovic serves as the Hawks' Associate Trainer and Rehabilitation Coordinator.

Radulovic came to Atlanta from the National Hockey League's Los Angeles Kings, where he served two seasons as their Strength and Conditioning Coach (1995-97). Prior to his stint with the Kings, he was a trainer with the United States Tennis Association, where he undertook training responsibilities at the various USTA tournament sites.

He is certified by the National Athletic Trainer's Association (NATA) and National Strength and Conditioning Association (NSCA).

Radulovic, who grew up in Honolulu, Hawaii, and attended Punahou High School, is a 1989 graduate of Loyola Marymount University in Los Angeles, where he played volleyball as an undergraduate.

He earned his teaching certification at LMU in 1990, before joining the USTA staff. Radulovic served as a graduate assistant trainer with Loyola's sports teams during his final year there. He has also done training work at various Great Western Forum events, including team tennis and roller hockey.

### JEFF WATKINSON - STRENGTH & CONDITIONING COACH



Jeff Watkinson is in his second season as the Hawks' Strength and Conditioning coach.

He spent the prior two years owning and operating Wat Training, where he worked with NBA players on their strength, conditioning and basketball development skills.

Formerly the strength and conditioning coach at Indiana University from 2006-10, Watkinson has held similar positions at Missouri, Clemson, Charlotte and College of Charleston.

The suburban Chicago native began his college studies in 1989 at Kishwaukee College in Illinois, earning an associate's degree in pre-medicine. He then earned a baseball scholarship to North Carolina State, playing two years with the baseball team and graduating with a pre-medicine degree in 1993. Watkinson earned his master's in exercise science from Indiana in 1996.

## COMMUNITY DEVELOPMENT

### NBA COMMUNITY PROGRAMS



NBA Cares is the league's global community outreach initiative that addresses important social issues with an emphasis on programs that support education, youth and family development, and health-related causes. The NBA, its teams and players implement and execute programs that impact and inspire children and families worldwide.

### HAWKS COMMUNITY PROGRAMS



The Atlanta Hawks Foundation is dedicated to improving the quality of life of Georgia youth by inspiring them to develop a passion for learning and a commitment to physical fitness and recreation. By creating programs and forging partnerships with local agencies, the foundation continues to impact the lives of Georgia's young people. Since its inception in 1988, the foundation has contributed millions of dollars in monetary and in-kind donations. Key foundation initiatives include:

**Scholarships:** In partnership with Georgia State University (GSU), the Hawks Foundation awards college scholarships for Georgia high school students attending GSU. Since 2005, the Hawks have awarded \$100,000 in scholarships.

**Grants:** The Foundation takes pride in giving back to communities where our fans live, work and play. One way these neighborhoods are supported is through a grant program for local charities. Recipients have included the American Association of Adapted Sports Programs, Boys & Girls Clubs of Metro Atlanta, Future Foundation, Girls on the Run and The Ron Clark Academy.

**Court Renovation:** The Hawks Foundation Court Renovation program, presented by the Georgia National Guard, helps build and renovate basketball courts in deserving neighborhoods throughout metro Atlanta, providing youth with a place to play and be active. Based on location needs, the Hawks install new pavement or resurface an existing court as well as put up new backboards, rims and nets.

**Atlanta Hawks Casino Night:** The foundation's largest fundraiser, Casino Night allows fans to go head-to-head with their favorite Hawks players in blackjack, roulette and much more. Fans also enjoy great food, bid on unique auction packages -- all for a good cause. This season's event is scheduled for Sunday, February 9, 2014.

## COMMUNITY DEVELOPMENT

### EDUCATION

#### SCHOOL ASSEMBLY

The Atlanta Hawks School Assembly program is a fun-filled, 45-minute event that focuses on the importance of reading, healthy eating and having a healthy earth. Featuring Hawks staff, cheerleaders and mascots, the initiative also donates 50 books to each school's media center.

#### STUDENT ACHIEVER PROGRAM

Motivating youth to earn good grades, stay in school and work hard is what the Atlanta Hawks Student Achiever program presented by Philips is all about. The incentive-based initiative rewards students for achieving success in the following categories: 3.0 Club, Improving Grades, Perfect Attendance and Leadership.

#### POETRY SLAM

Each season the Atlanta Hawks host a poetry slam contest for high school students. Designed to give youth a vehicle to express themselves on topics such as living united and what makes them unique, the contest also allows students to win prizes such as laptops, flat screen TVs and autographed Hawks memorabilia.



Al Horford



Mike Scott



Lou Williams



## COMMUNITY DEVELOPMENT

### COMMUNITY OUTREACH

#### BE GREATER ATLANTA

The Atlanta Hawks Be Greater program, presented by SunTrust, is an effort based on United Way of Greater Atlanta's campaign designed to recognize individuals throughout metro Atlanta that are making a difference in their communities. Throughout the season, the Hawks will recognize some of these amazing individuals with a special on-court presentation.

#### TEAM MEMBER COMMUNITY SERVICE PROJECTS

The Hawks and Philips Arena family is committed to serving areas where our fans live, work and play. During the past two seasons, employees, players and coaches completed more than 4,500 hours of community service. Projects ranged from painting and landscaping a shelter for the homeless, lending a hand the City of Refuge to building walls for the women's facility, mulching a garden bed, painting the hydroponic room, and sorting clothes.

#### TEAM GEORGIA

The Atlanta Hawks and Philips Arena partner with TEAM GA (Techniques for Effective Alcohol Management) to educate patrons about personal responsibility, the danger of impaired driving and seeks to ensure safe travel of those attending Hawks games. Individuals who sign up receive a non-alcoholic drink coupon and names are entered for a prize drawing. The Designated Driver Booth is located on the main concourse and is in operation for all sporting events and concerts.

#### SEASON OF GIVING

During the holiday season, the Hawks players, coaches and front office staff help spread the holiday cheer throughout the greater Atlanta area. Charitable efforts include toy drives, visits to local children's hospitals, preparing Thanksgiving meals for needy children and special holiday-themed Reading Timeouts.

#### JASON COLLIER AWARD

Each year the Atlanta Hawks proudly present the Jason Collier Memorial Trophy Award. Named after the late center that passed away in October 2005, the award is presented to the player who best exemplifies the characteristics Collier displayed off the court as a community ambassador.

FOR MORE INFORMATION ON THESE AND OTHER HAWKS PROGRAMS, VISIT [WWW.HAWKS.COM](http://WWW.HAWKS.COM).  
YOU CAN ALSO FOLLOW HAWKS COMMUNITY ON TWITTER AND BECOME A FAN OF HAWKS IN THE COMMUNITY ON FACEBOOK.

HAWKS.COM





# PLAYERS

0 JEFF  
TEAGUE

ATL





# ROSTER

## ATLANTA HAWKS



No.	Player	Pos.	Ht.	Wt.	Birthdate	Prior to NBA/Country	Yrs.
6	Pero Antic	F/C	6-11	260	07/29/82	Olympiacos/Macedonia	R
14	Gustavo Ayon	F/C	6-10	250	04/01/85	Baloncesto Fuenlabrada/Mexico	2
42	Elton Brand	F/C	6-9	254	03/11/79	Duke/USA	14
5	DeMarre Carroll	F	6-8	212	07/27/86	Missouri/USA	4
7	Jared Cunningham	G	6-4	195	05/22/91	Oregon State/USA	1
15	Al Horford	F/C	6-10	250	06/03/86	Florida/Dominican Republic	6
12	John Jenkins	G	6-4	215	03/06/91	Vanderbilt/USA	1
26	Kyle Korver	G	6-7	212	03/17/81	Creighton/USA	10
8	Shelvin Mack	G	6-3	207	04/22/90	Butler/USA	2
4	Paul Millsap	F	6-8	253	02/10/85	Louisiana Tech/USA	7
17	Dennis Schröder	G	6-1	168	09/15/93	NY Phantoms Braunschweig/Germany	R
32	Mike Scott	F	6-8	237	07/16/88	Virginia/USA	1
0	Jeff Teague	G	6-2	181	06/10/88	Wake Forest/USA	4
3	Lou Williams	G	6-1	175	10/27/86	S. Gwinnett HS (GA)/USA	8

**HEAD COACH:** Mike Budenholzer (Pomona College)  
**ASSISTANT COACHES:** Kenny Atkinson (Richmond)  
 Darwin Ham (Texas Tech)  
 Taylor Jenkins (Pennsylvania)  
 Quin Snyder (Duke)  
 Jim Thomas (Indiana)  
**ATHLETIC TRAINER:** Wally Blase (Winona State)

**ASSOCIATE TRAINER/REHABILITATION COORDINATOR:** Pete Radulovic (Loyola Marymount)  
**STRENGTH AND CONDITIONING COACH:** Jeff Watkinson (North Carolina State)

### 2013-14 NUMERICAL ROSTER

0	Jeff Teague	7	Jared Cunningham	15	Al Horford
3	Lou Williams	8	Shelvin Mack	17	Dennis Schröder
4	Paul Millsap	12	John Jenkins	26	Kyle Korver
5	DeMarre Carroll	14	Gustavo Ayon	32	Mike Scott
6	Pero Antic			42	Elton Brand

### PRONUNCIATION GUIDE

Pero Antic	PARE-o AHN-titch
Gustavo Ayon	goo-STAH-voh eye-OWN
DeMarre Carroll	de-MAR-ay
Dennis Schröder	SHRO-derr
Mike Budenholzer	BOO-den-holzer

### 2013-14 SCHEDULE (All Times Eastern)

#### PRESEASON

October 7	Atlanta at Miami @ Miami, FL (American Airlines Arena)	7:30 PM
October 8	Atlanta at Charlotte @ Asheville, NC (Asheville Civic Center)	7:30 PM
October 13	Atlanta at New Orleans @ Biloxi, MS (Mississippi Coast Coliseum)	2:00 PM
October 17	Atlanta vs. San Antonio @ Atlanta, GA (Philips Arena)	7:30 PM
October 20	Atlanta vs. Memphis @ Atlanta, GA (Philips Arena)	3:00 PM
October 22	Atlanta vs. Indiana @ Atlanta, GA (Philips Arena)	7:30 PM
October 23	Atlanta at Dallas @ Dallas, TX (AmericanAirlines Center)	8:30 PM

#### REGULAR SEASON

OCTOBER (1)			FEBRUARY (12)		
Wed 30	@ Dallas	(SPSO) 8:30	Sat 1	MINNESOTA	(SPSO) 7:30
			Tue 4	INDIANA	(SPSO) 7:30
			Wed 5	@ New Orleans	(SPSO) 8:00
			Sat 8	MEMPHIS	(SPSO) 7:30
			Tue 11	@ Chicago	(SPSO) 8:00
			Wed 12	@ Toronto	(SPSO) 7:00
			Tue 18	@ Indiana	(SPSO) 7:00
			Wed 19	WASHINGTON	(SPSO) 7:30
			Fri 21	@ Detroit	(SPSO) 7:30
			Sat 22	NEW YORK	(SPSO/NBA TV) 7:30
			Tue 25	CHICAGO	(SPSO) 7:30
			Wed 26	@ Boston	(SPSO) 7:30
			MARCH (16)		
			Sun 2	@ Phoenix	(SPSO) 8:00
			Wed 5	@ Portland	(ESPN) 10:30
			Fri 7	@ Golden State	(SPSO) 10:30
			Sat 8	@ LA Clippers	(SPSO) 10:30
			Mon 10	@ Utah	(SPSO) 9:00
			Thu 13	MILWAUKEE	(SPSO) 7:30
			Sat 15	DENVER	(SPSO/NBA TV) 7:30
			Mon 17	@ Charlotte	(SPSO) 7:00
			Tue 18	TORONTO	(SPSO) 7:30
			Fri 21	NEW ORLEANS	(SPSO) 7:30
			Sun 23	@ Toronto	(SPSO) 1:00
			Thu 27	PORTLAND	(SPSO) 7:30
			Sat 29	@ Washington	(SPSO) 8:00
			Mon 31	PHILADELPHIA	(SPSO) 7:30
			APRIL (8)		
			Wed 2	CHICAGO	(SPSO) 7:30
			Fri 4	CLEVELAND	(SPSO) 7:30
			Sun 6	@ Indiana	(SPSO) 6:00
			Wed 9	BOSTON	(SPSO) 7:30
			Fri 11	@ Brooklyn	(SPSO) 7:30
			Sat 12	MIAMI	(SPSO) 7:30
			Mon 14	CHARLOTTE	(SPSO) 7:30
			Wed 16	@ Milwaukee	(ESPN) 8:00
			JANUARY (14)		
			Fri 3	GOLDEN STATE	(SPSO) 7:30
			Sat 4	@ Chicago	(SPSO) 8:00
			Mon 6	@ Brooklyn	(SPSO) 7:30
			Wed 8	INDIANA	(SPSO) 7:30
			Fri 10	HOUSTON	(SPSO) 7:30
			Sun 12	@ Memphis	(SPSO) 6:00
			Thu 16	BROOKLYN (London)	(SPSO/NBA TV) 3:00
			Mon 20	MIAMI (%)	(SPSO) 5:30
			Wed 22	@ Orlando	(SPSO) 7:00
			Fri 24	SAN ANTONIO	(SPSO) 7:30
			Sat 25	@ Milwaukee	(SPSO) 8:30
			Mon 27	@ Oklahoma City	(SPSO) 8:00
			Wed 29	DETROIT	(SPSO) 7:30
			Fri 31	@ Philadelphia	(SPSO) 7:30

(% MLK Holiday)

#### TELEVISION

(SPSO)	SportSouth HD	
(NBA)	NBA TV	
(ESPN)	NBA on ESPN	
(TNT)	NBA on TNT	

#### RADIO







# PERO ANTIC

HEIGHT: 6-11

WEIGHT: 238

HOME COUNTRY:

BIRTHPLACE:

BIRTHDATE:

NBA EXPERIENCE: Rookie

CURRENT NBA SEASON: 1st

Republic of Macedonia

Skopje, Republic of Macedonia

July 29, 1982

AGE: 31

FWD/CTR

6



**HOW PERO JOINED THE HAWKS:** Signed as a free agent on July 25, 2013.

**LAST SEASON (2012-13):** In 30 games with Olympiacos during Greek League play, averaged 6.2 points and 3.3 rebounds in 15.2 minutes (.432 FG%, .714 FT%) • Played in 31 contests during Euroleague play, averaging 6.0 points and 3.5 rebounds in 17.5 minutes (.354 FG%, .659 FT%) • Helped lead Olympiacos to their second consecutive Euroleague Championship, where they topped Real Madrid in the title game.

**INTERNATIONAL CAREER:** Played in 31 games with Olympiacos in Greek League play, and he tallied 7.3 points and 4.3 rebounds in 16.9 minutes (.448 FG%, .726 FT%) • In 22 games of Euroleague action, averaged 7.2 points and 4.3 rebounds in 18.3 minutes (.350 FG%, .772 FT%) • Part of Olympiacos' Euroleague championship club • Also appeared in three games with Macedonia at the 2012 Summer Olympics in London, where he put in 11.7 points, 7.0 rebounds, 1.7 assists and 1.0 steals in 29.3 minutes (.393 FG%, .769 FT%) • 2010-11: With Spartak St. Petersburg, played in 11 games in European Championship play, and averaged 11.6 points, 8.5 rebounds and 1.9 assists in 34.8 minutes (.336 FG%, .650 FT%) • 2009-10: Spent time with Lokomotiv Kuban in the Russia-A Superleague, and in eight games compiled 11.1 points and 5.5 rebounds • Was also with Lukoil Akademic Sophia in Bulgaria, where he averaged 16.8 points and 10.0 rebounds in 27 contests • 2008-09: In 12 games with Lokomotiv (Russia), averaged 9.5 points and 4.6 rebounds in 24.0 minutes (.448 FG%, .667 FT%) • Previously played in Serbia (KK Crvena Zvezda Beograd), Greece (AEK Athens) and Macedonia (Rabotnicki Skopje).

**PERSONAL INFO:** Born in Skopje in the former Yugoslavia (now the Republic of Macedonia) • Full name is pronounced PARE-o AHN-titch • He and his wife Ruzica have two sons, Luka and Pavel • Enjoys Italian food • Favorite movie is "The Godfather" and enjoys Balkan music, R&B and Hip-Hop • Collects cars and would be a race car driver if not playing pro basketball • Likes playing soccer and tennis • Is on twitter @antic12pero.



# GUSTAVO AYON

HEIGHT: 6-10      NBA EXPERIENCE: 2 years  
 WEIGHT: 250      CURRENT NBA SEASON: 3rd  
 HOME COUNTRY: Mexico  
 BIRTHPLACE: Tepic, Mexico  
 BIRTHDATE: April 1, 1985      AGE: 28

FWD/CTR  
**14**



**HOW GUSTAVO JOINED THE HAWKS:** Awarded to the Hawks on a waiver claim on July 29, 2013 • Originally signed as a free agent with New Orleans on December 21, 2011 • Traded to Orlando in exchange for Ryan Anderson in a sign-and-trade transaction on July 11, 2012 • Traded from Orlando to Milwaukee, along with J.J. Redick and Ish Smith, in exchange for Tobias Harris, Doron Lamb and Beno Udrih on February 21, 2013 • Waived by the Bucks on July 26, 2013.

**LAST SEASON (2012-13):** Split time between Orlando and Milwaukee, appearing in 55 games (three starts), and averaging 3.7 points, 3.6 rebounds and 1.3 assists in 13.4 minutes (.551 FG%) • Started the season with the Magic, posting averages of 3.6 points and 3.3 rebounds in 13.3 minutes (.536 FG%) in 43 games (three starting assignments) • Averages increased to 4.3 points and 4.9 rebounds in 13.6 minutes (.595 FG%) in his 12 contests with the Bucks • **SEASON HIGHS:** 16 pts v/POR (2/10), 13 rebs @TOR (12/21), 6 assts v/POR (2/10), 2 stls @SAC (3/10), 2 blks (3x), 8 FGM v/POR (2/10), 4 FTM @TOR (12/21), 37 mins v/UTA (12/23).

**PROFESSIONAL CAREER:** Has appeared in 109 games (27 starts), in two seasons with New Orleans, Orlando and Milwaukee, and has averaged 4.8 points, 4.3 rebounds and 1.3 assists in 16.7 minutes (.542 FG%, .522 FT%) • 2011-12 (with New Orleans): Played in 54 games during his rookie campaign, averaging 5.9 points, 4.9 rebounds and 1.4 assists in 20.1 minutes (team-high .536 FG%) • Started in 24 games, averaging 8.3 points, 6.4 rebounds, 2.0 assists, 1.4 steals and 1.1 blocks in 28.5 minutes • Ranked in the top 10 among all NBA rookies in field goal percentage (second), rebounding (fifth), blocked shots (fifth) and steals (seventh) • Also ranked 17th in assists and 19th in scoring • Led (or tied) the Hornets in rebounding nine times and in assists twice.

**PLAYOFF HISTORY:** In three contests for the Bucks against Miami in the 2013 first round, averaged 1.3 points in 2.3 minutes (.500 FG%) • **PLAYOFF CAREER HIGHS:** 2 pts (2x), 1 FGM (2x), 4 mins @MIA (4/21/13).

**INTERNATIONAL CAREER:** Played two seasons (2009-11) in the ACB League, Spain's top division, with Fuenlabrada • Named the 2010-11 ACB "Best Newcomer" after averaging 10.8 points and 6.3 rebounds in 22.6 minutes while shooting 67 percent from the floor in 33 games • In 2009, played with Vaqueros de Agua Prieta in Venezuela, winning the domestic championship • Also played professionally in Mexico for three seasons (2006-09) with Halcones de Xalapa, leading them to back-to-back championships in 2007-08 and 2008-09 • Was a Mexican League All-Star in 2009.

**PERSONAL INFO:** Full name is pronounced goo-STAH-voh eye-OWN • Just the third Mexican-born player in NBA history (Horacio Llamas, Eduardo Najera) • Married in 2011, and has a son, Alboro • A member of the Mexican National Team, playing in the 2007 and 2009 FIBA Americas Championships • Contemplated attending San Jose State at the age of 20, but chose to play in Mexico • Attended the University of Puebla (in Mexico) from 2003-06 • Enjoys cooking, and prefers Italian food • Favorite movie is "Gladiator" • Likes vacationing in Cancun • Is on twitter @ayongustavo.

## CAREER HIGHS

Points	FGM	FGA	3FGM	3FGA	FTM	FTA	Rebounds	Assists	Steals	Blocks	Minutes
16	8	14	--	1	4	6	17	6	4	4	39
Three Times	Two Times	2/10/13 v/POR		2/20/12 @OKC	Four Times	Three Times	2/22/12 @CLE	2/10/13 v/POR	3/12/12 v/CHA	4/24/12 @GSW	3/24/12 v/SAS

HAWKS.COM



PLAYERS

## CAREER STATS

### NBA REGULAR SEASON

YEAR, TEAM	GP	MINS	FGM	FGA	PCT.	FTM	FTA	PCT.	REBOUNDS			AST	PF	DQ	STL	BLK	PTS	AVG
									OFF	DEF	TOT							
11-12, NOH	54	1008	140	261	.536	39	63	.619	86	179	265	74	118	2	53	46	319	5.9
12-13, ORL-MIL	55	735	92	167	.551	20	50	.400	60	139	199	71	107	0	22	17	204	3.7
<b>2 YR. TOT</b>	<b>109</b>	<b>1823</b>	<b>232</b>	<b>428</b>	<b>.542</b>	<b>59</b>	<b>113</b>	<b>.522</b>	<b>146</b>	<b>318</b>	<b>464</b>	<b>145</b>	<b>225</b>	<b>2</b>	<b>75</b>	<b>63</b>	<b>523</b>	<b>4.8</b>

CAREER THREE-POINT FIELD GOALS: 0-1 (.000)

### NBA PLAYOFFS

YEAR, TEAM	GP	MINS	FGM	FGA	PCT.	FTM	FTA	PCT.	REBOUNDS			AST	PF	DQ	STL	BLK	PTS	AVG
									OFF	DEF	TOT							
12-13, MIL	3	7	2	4	.500	0	0	.000	0	0	0	0	0	0	0	0	4	1.3

# ELTON BRAND

**HEIGHT:** 6-9  
**WEIGHT:** 254  
**COLLEGE:** Duke  
**HIGH SCHOOL:** Peekskill, Peekskill, NY  
**BIRTHPLACE:** Cortland, NY  
**BIRTHDATE:** March 11, 1979

**NBA EXPERIENCE:** 14 years  
**CURRENT NBA SEASON:** 15th  
**AGE:** 34

FWD/CTR  
**42**



**HOW ELTON JOINED THE HAWKS:** Signed as a free agent on July 15, 2013 • Selected after sophomore season by Chicago in the first round (first pick overall) of the 1999 NBA Draft • Acquired by Los Angeles Clippers in exchange for Brian Skinner and the draft rights to Tyson Chandler on June 27, 2001 • Signed as a free agent by Philadelphia on July 9, 2008 • Waived by 76ers on July 11, 2013 and claimed off waivers by Dallas on July 13, 2012.

**LAST SEASON (2012-13):** Appeared in 72 games (18 starts) with the Mavericks, averaging 7.2 points, 6.0 rebounds, 1.3 blocks and 1.0 assists in 21.2 minutes (.473 FG%, .710 FT%) • Recorded eight double-doubles, and one game with 20-or-more-points • Scored in double-figures 22 times, and pulled down double-digit rebounds 12 times • Also had five games with 15-points-or-more • **SEASON HIGHS:** 20 pts v/MIN (1/14), 14 rebs v/MIL (2/26), 4 assts @CHI (11/28), 3 stls (2x), 5 blks v/NOH (1/5), 10 FGM v/MIN (1/14), 7 FTM @PHI (11/27), 36 mins (2x).

**PROFESSIONAL CAREER:** Has played in 932 games (848 starts) with Chicago, Los Angeles Clippers, Philadelphia and Dallas, putting up 17.4 points, 9.1 rebounds, 2.2 assists and 1.8 blocks in 35.2 minutes (.500 FG%, .738 FT%) • Ranks second among active players in offensive rebounds (3,170), fifth in blocks (1,707), seventh in total rebounds (8,516), 14th in field goals made (6,347) and 17th in points (16,242) • Has notched 404 career double-doubles • Two-time NBA All-Star (2002 and 2006) and named to All-NBA Second Team in 2005-06 • Won NBA Sportsmanship Award in 2006 and is a two-time divisional winner (2004 and 2007) • Shared NBA Rookie of the Year honors in 1999-2000 (with Steve Francis) • 2011-12 (with Philadelphia): Averaged 11.0 points, 7.2 rebounds, 1.6 assists, 1.6 blocks and 1.0 steals in 28.9 minutes (.494 FG%, .733 FT%), playing in 60 games (all starts) • Ranked 13th in the NBA in blocks, and had 11 double-doubles • Scored in double-figures 36 times • 2010-11: Started all 81 games he played, averaging team-highs of 15.0 points, 8.3 rebounds, 1.5 assists, 1.3 blocks and 1.1 steals in 34.7 minutes (.512 FG%, .780 FT%) • Notched 24 double-doubles and scored 20-point-or-more 17 times • Had the eighth-most offensive rebounds in the NBA (237), and finished t16th in steals per turnover (1.19) • 2009-10: Averaged 13.1 points, 6.1 rebounds, 1.4 assists, 1.1 blocks and 1.1 steals in 30.2 minutes (.480 FG%, .738 FT%), appearing in 76 games (57 starts) • Compiled seven double-doubles • 2008-09: Played in 29 games (23 starts), averaging 13.8 points, 8.8 rebounds, 1.6 blocks and 1.3 assists in 31.7 minutes (.447 FG%, .676 FT%) • Had 10 double-doubles and seven games with 20-or-more-points • Suffered a right shoulder dislocation on 12/17/08 and missed 45-of-the-final-51 games due to the injury and subsequent surgery • 2007-08 (with L.A. Clippers): Appeared in eight games (starting six), putting up 17.6 points, 8.0 rebounds, 2.0 assists and 1.9 blocks in 34.3 minutes (.456 FG%, .787 FT%) • Suffered a ruptured left Achilles tendon in August, 2007 and missed all except the final eight games of the season • 2006-07: Averaged 20.5 points, 9.3 rebounds, 2.9 assists, 2.2 blocks and 1.0 steals in 38.5 minutes of 80 starts (.533 FG%, .761 FT%) • Ranked 17th in the NBA in ppg, 10th in rpg, seventh in bpg, 13th in FG% and 14th in mpg • Pulled down 38 double-doubles • Became the Clippers' all-time leading rebounder @HOU (3/14/07) • 2005-06: Averaged 24.7 points, 10.0 rebounds, 2.6 assists, 2.5 blocks and 1.0 steals in 39.2 minutes in 79 starts (.527 FG%, .775 FT%) • Finished 11th in the league in ppg, tied for sixth in rpg, fifth in bpg, seventh in FG% and tied for 12th in mpg • Scored in double-figures in all 79 games, and recorded 45 double-doubles • Led the NBA with 16 games compiling 30-or-more-points and 10-or-more rebounds • 2004-05: In 81 games (all starts), finished with averages of 20.0 points, 9.5 rebounds, 2.6 assists and 2.1 blocks in 37.0 minutes (.503 FG%, .752 FT%) • Was 21st in the NBA in ppg, 11th in rpg, ninth in bpg, t18th in FG% and fourth in offensive rpg (3.7) • Scored 20-points-or-more 42 times, and totaled 41 double-doubles • 2003-04: After missing 13-of-the-first-14 games due to a hairline fracture of his left foot, averaged 20.0 points, 10.3 rebounds, 3.3 assists and 2.2 blocks in 38.7 minutes (.493 FG%, .773 FT%) • Appeared in 69 games, starting 68 • Counted 40 double-doubles • 2002-03: Played in 62 games (61 starts), averaging 18.5 points, 11.3 rebounds, 2.6 blocks, 2.5 assists and 1.2 steals in 39.6 minutes (.502 FG%, .685 FT%) • Was the NBA leader in offensive rpg (4.6), was fourth in bpg, 11th in FG% and t12th in mpg • Recorded 44 double-doubles • 2001-02: In his first year with the Clippers, averaged 18.2 points, 11.6 rebounds, 2.4 assists, 2.0 blocks and 1.0 steals in 37.8 minutes (80 starts), hitting .527 FG% and .742 FT% • His 5.0 offensive rpg led the NBA • Was also second in FG%, fifth in rpg and 11th in bpg, totalling 55 double-doubles • 2000-01 (with Chicago): Notched 20.1 points, 10.1 rebounds, 3.2

assists, 1.6 blocks and 1.0 steals in 37.8 minutes, appearing in 74 starts (.527 FG%, .708 FT%) • Finished tied for ninth in the NBA in rpg • Put forth 37 double-double efforts • 1999-00: Shared NBA Rookie of the Year honors with Steve Francis after compiling 20.1 points, 10.0 rebounds, 1.9 assists and 1.6 blocks in 37.0 minutes (.482 FG%, .685 FT%) of 81 games (80 starts) • Became the 19th player in league history to average at least 20 points and 10 rebounds as a rookie • Led the NBA in offensive rebounding (4.3 per game) • Named MVP of the Schick Rookie Challenge at All-Star Weekend in Oakland, CA.

**PLAYOFF HISTORY:** Holds career playoff averages of 16.5 points, 7.6 rebounds, 1.9 blocks and 1.9 assists in 30 starts (.528 FG%, .719 FT%) with the Clippers and 76ers • Played in 13 games during the Sixers' 2012 Playoff run, averaging 8.6 points, 4.8 rebounds and 1.5 blocks in 27.4 minutes (.465 FG%, .625 FT%) • Appeared in five games (all starts) in the 2011 postseason, and put up 15.6 points, 8.4 rebounds and 1.2 blocks in 37.0 minutes (.548 FG%, .769 FT%) • Started all 12 games for the Clippers in 2006, and averaged 25.4 points, 10.3 rebounds, 4.0 assists and 2.6 blocks in 43.1 minutes (.551 FG%, .750 FT%) • **PLAYOFF CAREER HIGHS:** 40 pts @PHO (5/8/06), 15 rebs @PHO (5/16/06), 5 assts (3x), 3 stls @PHO (5/10/06), 5 blks (3x), 18 FGM @PHO (5/8/06), 13 FTM @PHO (5/16/06), 55 mins @PHO (5/16/06).

**COLLEGIATE CAREER:** In two seasons at Duke, averaged 16.2 points, 8.9 rebounds and 1.9 blocks in 27.2 minutes (60 games) • Made .612 FGs and .671 FTs • As a sophomore (1998-99), led the Blue Devils to the NCAA Championship game while earning consensus National Player of the Year honors • In his two seasons, Duke recorded a 69-6 record, earning two Atlantic Coast Conference regular season titles, one ACC Tournament Championship and an NCAA runner-up and Elite Eight finish • Named to the ACC's 50th Anniversary Basketball Team in 2002.

**PERSONAL INFO:** Born in Cortland, NY • He and his wife Shahara have two children, Peace and Mahala • Majored in Sociology at Duke • Was a McDonald's All-American at Peekskill HS • Started the Elton Brand Foundation in 2000, and donated \$235,000 to open a reading and learning center in Peekskill, NY in 2004 • Founding member and president of Gibraltar Films, a company engaged in film investment, acquisition, production and distribution of motion pictures • One of the company's first projects was Rescue Dawn (2007), an action-adventure film about prisoners of war in Vietnam • Favorite movie is "Braveheart" and favorite TV show is "Curb Your Enthusiasm" • A fan of rap and Jay-Z in particular • If not playing pro basketball would be a teacher or businessman • Enjoys vacationing in St. Maarten.



PLAYERS

## CAREER STATS

### NBA REGULAR SEASON

YEAR, TEAM	GP	MINS	FGM	FGA	PCT.	FTM	FTA	PCT.	REBOUNDS			AST	PF	DQ	STL	BLK	PTS	AVG	
									OFF	DEF	TOT								
99-00, CHI	81	2999	630	1306	.482	367	536	.685	348	462	810	155	259	3	66	132	1627	20.1	
00-01, CHI	74	2906	578	1215	.476	334	472	.708	285	461	746	240	243	4	71	118	1490	20.1	
01-02, LAC	80	3020	532	1100	.527	389	524	.742	396	529	925	191	254	3	80	163	1453	18.2	
02-03, LAC	62	2454	451	899	.502	244	356	.685	283	420	703	157	204	3	71	158	1146	18.5	
03-04, LAC	69	2670	484	882	.493	411	532	.773	269	445	714	227	229	1	64	154	1379	20.0	
04-05, LAC	81	3001	629	1251	.503	364	484	.752	296	474	770	208	240	2	62	169	1622	20.0	
05-06, LAC	79	3099	756	1435	.527	440	568	.775	236	554	790	208	227	0	81	201	1953	24.7	
06-07, LAC	80	3077	645	1211	.533	351	461	.761	268	476	744	235	238	0	77	179	1642	20.6	
07-08, LAC	8	274	52	114	.456	37	47	.787	21	43	64	16	21	0	3	15	141	17.6	
08-09, PHI	29	920	163	365	.447	73	108	.676	77	177	254	37	78	1	17	45	399	13.8	
09-10, PHI	76	2297	412	858	.480	172	233	.738	179	282	461	109	232	1	82	80	996	13.1	
10-11, PHI	61	2809	502	981	.512	213	273	.780	237	439	676	120	244	3	92	106	1217	15.0	
11-12, PHI	60	1732	287	581	.494	85	116	.733	145	284	429	97	176	1	58	97	659	11.0	
12-13, DAL	72	1527	226	478	.473	66	93	.710	130	300	430	70	192	0	50	90	518	7.2	
<b>14 YR. TOT</b>	<b>932</b>	<b>32785</b>	<b>6347</b>	<b>12686</b>	<b>.500</b>	<b>3546</b>	<b>4803</b>	<b>.738</b>	<b>3170</b>	<b>5346</b>	<b>8516</b>	<b>2070</b>	<b>2837</b>	<b>22</b>	<b>874</b>	<b>1707</b>	<b>16242</b>	<b>17.4</b>	
THREE-POINT FIELD GOALS IN 99-00:			0-2	(.000)														1-1	(.000)
THREE-POINT FIELD GOALS IN 00-01:			0-2	(.000)														0-1	(.000)
THREE-POINT FIELD GOALS IN 02-03:			0-1	(.000)														0-1	(.000)
THREE-POINT FIELD GOALS IN 03-04:			0-1	(.000)														0-1	(.000)
THREE-POINT FIELD GOALS IN 04-05:			0-3	(.000)														0-1	(.000)
THREE-POINT FIELD GOALS IN 05-06:			1-3	(.333)														2-17	(.118)

### NBA PLAYOFFS

YEAR, TEAM	GP	MINS	FGM	FGA	PCT.	FTM	FTA	PCT.	REBOUNDS			AST	PF	DQ	STL	BLK	PTS	AVG
									OFF	DEF	TOT							
05-06, LAC	12	517	124	225	.551	57	76	.750	51	72	123	48	34	1	11	31	305	25.4
10-11, PHI	5	185	34	62	.548	10	13	.769	12	30	42	3	21	1	2	6	78	15.6
11-12, PHI	13	356	46	99	.465	20	32	.625	22	41	63	7	36	1	11	20	112	8.6
<b>3 YR. TOT</b>	<b>30</b>	<b>1058</b>	<b>204</b>	<b>386</b>	<b>.528</b>	<b>87</b>	<b>121</b>	<b>.719</b>	<b>85</b>	<b>143</b>	<b>228</b>	<b>58</b>	<b>91</b>	<b>3</b>	<b>24</b>	<b>57</b>	<b>495</b>	<b>16.5</b>

PLAYOFF THREE-POINT FIELD GOALS: 0-1 (.000)

## CAREER HIGHS

Points	FGM	FGA	3FGM	3FGA	FTM	FTA	Rebounds	Assists	Steals	Blocks	Minutes
44	18	26	1	1	15	19	23	10	5	8	55
Two Times	2/24/00	Two Times	Two Times	Two Times	1/16/06 v/UTA	11/19/99 @LAL	Two Times	1/26/03 @IND	Three Times	Four Times	1/9/01 @CHA



# DEMARRE CARROLL

HEIGHT: 6-8      NBA EXPERIENCE: 4 years  
 WEIGHT: 212      CURRENT NBA SEASON: 5th  
 COLLEGE:      Missouri  
 HIGH SCHOOL:      John Carroll, Birmingham, AL  
 BIRTHPLACE:      Birmingham, AL  
 BIRTHDATE:      July 27, 1986      AGE: 27

FORWARD  
**5**



**HOW DEMARRE JOINED THE HAWKS:** Signed as a free agent by the Hawks on August 3, 2013 • Selected by the Memphis Grizzlies in the first round (27th overall) of the 2009 NBA Draft • Traded on February 24, 2011, along with Hasheem Thabeet and a future first-round pick, to the Houston Rockets in exchange for Shane Battier and Ishmael Smith • Waived by the Rockets on April 11, 2011 • Signed as a free agent by the Denver Nuggets on December 13, 2011 • Waived by the Nuggets on February 4, 2012 • Signed by the Jazz on February 8, 2012.

**LAST SEASON (2012-13):** Appeared in 66 games (12 starts) with the Jazz, averaging 6.0 points, 2.8 rebounds and 0.9 assists in 16.8 minutes (.460 FG%, .765 FT%) • Scored in double figures 15 times • Recorded 13 points and three rebounds @MIL 3/4 • Scored career-high 19 points v/CHA 3/1 • Had 13 points and five rebounds v/CLE 1/19 • Scored 17 points on 6-6 shooting @PHI 11/16 • **SEASON HIGHS:** 19 pts v/CHA (3/1), 8 rebs (2x), 4 assts @LAL (12/9), 3 stls (6x), 3 blks @OKC (11/30), 7 FGM v/CHA (3/1), 3 3FGM v/TOR (12/7), 5 FTM v/OKC (2/12), 33 mins (2x).

**PROFESSIONAL CAREER:** Has played in 173 career games (22 starts) in four seasons with Memphis, Houston, Denver and Utah, averaging 4.2 points, 2.3 rebounds and 0.7 assists in 13.3 minutes per game (.428 FG%, .734 FT%) • 2011-12 (with Utah and Denver): Appeared in 24 games (nine starts), averaging 4.5 points, 2.2 rebounds and 0.8 assists in 14.5 minutes (.410 FG%, .875 FT%) • Saw action in 20 games (nine starts) with Utah, averaging 4.8 points, 2.5 rebounds and 0.8 assists in 16.4 minutes (.374 FG%, .875 FT%) • Started final nine games of the season • Scored in double figures for the Jazz three times • Inactive for 25 games • 2010-11 (with Memphis and Houston): Appeared in 12 games, averaging 0.8 points and 0.7 rebounds in 4.2 minutes (.333 FG%, 2-2 FTs) • Recorded a season-high 10 minutes, totaling two points, one rebound and one block @LAL (11/2) • 2009-10 (with Memphis): Played in 71 games (one start) his rookie season with the Grizzlies, averaging 2.9 points and 2.1 rebounds in 11.2 minutes (.396 FG%, .623 FT%) • Recorded a season-high 12 points and grabbed seven rebounds in 32 minutes v/TOR (10/30).

**PLAYOFF HISTORY:** Appeared in four games with the Jazz during the 2012 first round against San Antonio, and averaged 4.8 points and 3.8 rebounds in 18.3 minutes (.474 FG%) • **PLAYOFF CAREER HIGHS:** 7 pts @SAS (4/29/12), 5 rebs v/SAS (4/5/12), 1 asst (3x), 1 stl (2x), 1 blk @SAS (4/29/12), 3 FGM (2x), 1 3FGM @SAS (4/29/12), 21 mins @SAS (4/29/12).

**COLLEGIATE CAREER:** Averaged 11.2 points, 6.0 rebounds and 1.6 assists in 24.5 minutes (.535 FG%, .604 FT%) in 134 games at Vanderbilt and Missouri • As a senior with the Tigers in 2008-09, played in 38 games, and put up 16.6 points, 7.2 rebounds and 2.2 assists in 28.0 minutes (.558 FG%, .364 3FG%, .634 FT%) • Appeared in 32 games as a junior (2007-08), where he averaged 13.0 points, 6.7 rebounds and 1.3 assists in 25.3 minutes (.536 FG%, .616 FT%) • Began his collegiate career at Vandy, where he played two seasons • As a sophomore (2005-06), tallied 10.8 points, 6.4 rebounds and 2.0 assists in 29.1 minutes of action (.511 FG%, .605 FT%) • Averaged 4.0 points and 3.8 rebounds in 15.6 minutes as a freshman (34 games, .500 FG%, .429 FT%) in 2004-05.

**PERSONAL INFO:** Born in Birmingham, AL • Pronounced Deh-MAR-ay • Nickname is "Junkyard Dog" • Son of Cynthia and Edward, who is a preacher at Perfecting Kingdom Church in Birmingham • Nephew of Arkansas head coach Mike Anderson • Earned his bachelor's degree from Missouri in Human and Organizational Development, and is working towards his master's degree in human development and family studies • Led John Carroll HS to back-to-back state titles in 2003 and 2004 • Was first player in school history to have his jersey retired (No. 32) • Likes Little Debbie snack cakes • Favorite movie is "Training Day" and top TV show is "Breaking Bad" • A fan of Kanye West • Enjoys bowling • Roots for the Pittsburgh Steelers • Likes to vacation in Aruba • Would be coaching or serving as a youth mentor if not in the NBA • Is on twitter @DeMarreCarroll1.

## CAREER HIGHS

Points	FGM	FGA	3FGM	3FGA	FTM	FTA	Rebounds	Assists	Steals	Blocks	Minutes
19	7	12	3	5	6	10	8	6	3	3	45
3/1/13	3/1/13	2/6/13	Two	3/4/13	10/30/09	10/30/09	Three	4/16/12	Nine	11/30/12	4/16/12
v/CHA	v/CHA	v/MIL	Times	@MIL	v/TOR	v/TOR	Times	v/DAL	Times	@OKC	v/DAL



## CAREER STATS

### NBA REGULAR SEASON

YEAR, TEAM	GP	MINS	FGM	FGA	PCT.	FTM	FTA	PCT.	REBOUNDS			AST	PF	DQ	STL	BLK	PTS	AVG
									OFF	DEF	TOT							
09-10, MEM	71	795	88	222	.396	33	53	.623	53	97	150	33	107	1	28	9	209	2.9
10-11, MEM-HOU	12	50	4	12	.333	2	2	1.000	2	6	8	4	5	0	1	1	10	0.8
11-12, DEN-UTA	24	348	43	105	.410	14	16	.875	28	25	53	18	37	0	12	1	107	4.5
12-13, UTA	66	1111	149	324	.460	75	98	.765	87	101	188	61	119	2	58	24	393	6.0
<b>4 YR. TOT</b>	<b>173</b>	<b>2304</b>	<b>284</b>	<b>663</b>	<b>.428</b>	<b>124</b>	<b>169</b>	<b>.734</b>	<b>170</b>	<b>229</b>	<b>399</b>	<b>116</b>	<b>268</b>	<b>3</b>	<b>99</b>	<b>35</b>	<b>719</b>	<b>4.2</b>

THREE-POINT FIELD GOALS IN 09-10: 0-6 (.000)  
 THREE-POINT FIELD GOALS IN 11-12: 7-19 (.368)

THREE-POINT FIELD GOALS IN 12-13: 20-70 (.286)  
**CAREER THREE-POINT FIELD GOALS: 27-95 (.284)**

### NBA PLAYOFFS

YEAR, TEAM	GP	MINS	FGM	FGA	PCT.	FTM	FTA	PCT.	REBOUNDS			AST	PF	DQ	STL	BLK	PTS	AVG
									OFF	DEF	TOT							
11-12, UTA	4	73	9	19	.474	0	0	.000	7	8	15	3	9	0	2	1	19	4.8

PLAYOFF THREE-POINT FIELD GOALS: 1-5 (.200)



# JARED CUNNINGHAM

HEIGHT: 6-4  
 WEIGHT: 195  
 COLLEGE: Oregon State  
 HIGH SCHOOL: San Leandro, San Leandro, CA  
 BIRTHPLACE: Oakland, CA  
 BIRTHDATE: May 22, 1991

NBA EXPERIENCE: 1 year  
 CURRENT NBA SEASON: 2nd

AGE: 22

## GUARD 7



**HOW JARED JOINED THE HAWKS:** Acquired by the Hawks from the Dallas Mavericks, along with the draft rights to Lucas Nogueira (16th pick) and Mike Muscala (44th pick) in exchange for the rights to Shane Larkin (18th pick) on June 28, 2013

- Selected by Cleveland in the first round (24th overall) of the 2012 NBA Draft as an early-entry candidate
- Rights traded to Dallas, along with the rights to Bernard James (33rd pick) and Jae Crowder (34th pick) in exchange for Kelenna Azubuike and the rights to Tyler Zeller (17th pick).

**LAST SEASON (2012-13):** Split time between the Mavericks and the Texas Legends of the NBA Development League

- In eight games with Dallas, averaged 2.0 points in 3.3 minutes (.429 FG%, .667 3FG%, 2-2 FTs)
- Appeared in 15 contests (13 starts) for the Legends, averaging 15.3 points, 3.0 assists, 2.0 rebounds and 1.2 steals in 34.5 minutes (.335 FG%, .721 FT%)
- SEASON HIGHS:** 6 pts (2x), 1 reb (3x), 1 asst v/POR (11/5), 1 stl @UTA (10/31), 2 FGM (3x), 2 3FGM v/CHA (11/3), 2 FTM v/SAC (12/10), 8 mins v/CHA (11/3).

**COLLEGIATE CAREER:** Finished career at Oregon State second in steals (219), third in free throws made (427) and 13th in scoring (1,271)

- As a junior in 2011-12, averaged 17.9 points (second in the Pac-12), 3.8 rebounds, 2.8 assists and Conference-leading 2.5 steals (ninth nationally), hitting .450 FG%, .338 3FG% and .737 FT% in 34.6 minutes (36 starts)
- Tied Gary Payton and Lester Conner for the second-most steals in a single season in school history (91)
- Named to the All-Pac-12 First Team and All-Defensive Team
- In 2010-11 as a sophomore in 30 games (29 starts), put in 14.2 points, 3.1 rebounds, 2.1 assists and 2.8 steals (fifth in the nation), knocking down .437 FG%, .360 3FG% and .779 FT%
- Named to the Pac-10 All-Defensive Team
- Played in 32 games as a freshman (2009-10), and averaged 6.2 points, 2.0 rebounds and 1.3 steals in 19.1 minutes (.512 FG%, .333 3FG%, .747 FT%).

**PERSONAL INFO:** Born in Oakland, CA

- Son of Jeffrey and Lucille Cunningham, and has a sister, Jade
- Nickname is Flight
- Majored in New Media Communications at Oregon State
- Attended San Leandro High School in Northern California
- Favorite food is macaroni and cheese
- Favorite movie is "He Got Game" and TV show is "The Fresh Prince of Bel-Air"
- Enjoys bowling and watching football
- Favorite vacation destination is Barcelona
- Is on Twitter @J1Flight.



PLAYERS

PLAYERS

### CAREER HIGHS

Points	FGM	FGA	3FGM	3FGA	FTM	FTA	Rebounds	Assists	Steals	Blocks	Minutes
6	2	6	2	2	2	2	1	1	1	--	8
Two Times	Three Times	11/28/12 @CHI	11/3/12 v/CHA	11/3/12 v/CHA	12/10/12 v/SAC	12/10/12 v/SAC	Three Times	11/5/12 v/POR	10/31/12 @UTA		11/3/12 v/CHA

### CAREER STATS

#### NBA REGULAR SEASON

YEAR, TEAM	GP	MINS	FGM	FGA	PCT.	FTM	FTA	PCT.	REBOUNDS			AST	PF	DQ	STL	BLK	PTS	AVG
									OFF	DEF	TOT							
02-13, DAL	8	26	6	14	.429	2	2	1.000	1	2	3	1	3	0	1	0	16	2.0

CAREER THREE-POINT FIELD GOALS: 2-3 (.667)

HAWKS.COM

2013-14 ATLANTA HAWKS MEDIA GUIDE



# AL HORFORD

**HEIGHT:** 6-10      **NBA EXPERIENCE:** 6 years  
**WEIGHT:** 250      **CURRENT NBA SEASON:** 7th  
**COLLEGE:** Florida  
**HIGH SCHOOL:** Grand Ledge, Grand Ledge, MI  
**BIRTHPLACE:** Puerto Plata, Dominican Republic  
**BIRTHDATE:** June 3, 1986      **AGE:** 27

FWD/CTR  
**15**



**HOW AL JOINED THE HAWKS:** Re-signed to a multi-year contract extension by the Hawks on November 1, 2010 • Selected as the third overall pick in the first round of the 2007 NBA Draft, Horford was an early-entry candidate.

**LAST SEASON (2012-13):** Started all 74 games he played in, averaging a career-high 17.4 points, career-best 10.2 rebounds, 3.2 assists, 1.1 blocks and 1.1 steals in 37.2 minutes (.543 FG%, .500 3FG%, .644 FT%) • Finished sixth in the NBA in double-doubles, eighth in rpg, 10th in FG%, 125th in ppg and 30th in bpg • Recorded 43 double-doubles (20 20-point/10-rebound games), including one point/assist • Scored 20-plus points in nine consecutive games (2/11-3/3) for the first time in his career • Scored in double-figures 68 times, including 27 20-point efforts (one 30-point game), and the Hawks were 22-5 in those contests • The NBA's Eastern Conference Player of the Week for games played 11/19-11/25 • Hit a career-best two 3FGs (2-2) while scoring 20 points @PHO (3/1) • Set new career-highs with 34 points and 14 FGM (14-22), also grabbing 15 rebounds and blocking five shots in 43 minutes @UTA (2/27) • Recorded his third career 20/20 game with 23 points and a career-high tying 22 rebounds in 40 minutes @DET (2/25) • Tied career-high in FTM (10-11), scoring 24 points (also 13 boards) in 51 minutes vBOS (1/25) • Missed four games due to injury (illness; 11/14, 3/29-3/30; sore left calf; 1/23), and recorded four DNP-Coach's Decisions • **SEASON HIGHS:** 34 pts @UTA (2/27), 22 rebs @DET (2/25), 10 assts vWAS (11/21), 4 stls (2x), 5 blks @UTA (2/27), 14 FGM @UTA (2/27), 2 3FGM @PHO (3/1), 10 FTM vBOS (1/25), 51 mins vBOS (1/25).

**PROFESSIONAL CAREER:** Through his first six years in the league, has played in 391 games (387 starts), averaging 13.7 points, 9.6 rebounds, 2.6 assists, 1.1 blocks and 0.8 steals in 34.4 minutes (.539 FG%, .333 3FG%, .739 FT%) • In addition to Horford, those career averages have only been reached by Kareem Abdul-Jabbar, Shaquille O'Neal, Dwight Howard and Artis Gilmore, according to Elias Sports Bureau • Ranks seventh in franchise history in defensive rebounds (2,728) and eighth in blocks (434) • Has recorded 289 double-figure scoring games, and has grabbed 10-or-more rebounds 199 times • A two-time All-Star (2010, 2011) • Has totalled 165 double-doubles • Has missed 78 games due to injury • Appeared in 11 contests (all starts) in 2011-12, averaging 12.4 points, 7.0 rebounds, 2.2 assists, 1.3 blocks and 0.9 steals in 31.6 minutes (.553 FG%, .733 FT%) • Missed 55 games due to a torn left pectoral muscle (suffered 1/11 @Ind) and subsequent surgery • In 77 games in 2010-11, posted averages of 15.3 points, 9.3 rebounds, 3.5 assists, 1.0 blocks and 0.8 steals (.557 FG%, .500 3FG%, .798 FT%) • Ranked 5th in the NBA in FG%, 28th in blocks and 16th in efficiency (22.5) • One of the top all-around rebounders in the league, finishing 11th in rebounds, seventh in def. rebounds (7.0) and 124th in off. rebounds (2.4) • Had 36 double-doubles (tied for ninth in NBA), including 1 20/20 game • Named Third-Team All-NBA, and earned his second straight All-Star appearance • 2009-10: Had an outstanding season, becoming the first Hawks draft pick to earn an All-Star berth since Kevin Willis • Contributed 14.2 points, 9.9 rebounds, 2.3 assists, 1.1 blocks and 0.7 steals in 35.1 minutes (.551 FG%, .789 FT%), appearing in 81 games • Ranked eighth in the NBA in FG%, 10th in rebounds, 11th in off. rebounds (2.9) and 26th in blocks • Had a team-leading 39 double-doubles (111th in the NBA) • Started all 67 games he played in 2008-09, averaging 11.5 points, 9.3 rebounds, 2.4 assists, 1.4 blocks and 0.8 steals in 33.5 minutes (.525 FG% - 15th in the NBA, .727 FT%) • The only player unanimously selected to the NBA All-Rookie First Team (and runner-up for Rookie of the Year honors) in 2007-08 • Became the first Atlanta draftee to earn first team honors since Stacey Augmon in 1991-92 • Averaged 10.1 points, 9.7 rebounds, 1.5 assists, 0.9 blocks, 0.7 steals and 31.4 minutes in 81 games (77 starts).

**PLAYOFF HISTORY:** Horford has appeared in 48 playoff games for Atlanta (47 starts), totaling 12.4 ppg, 8.7 rpg, 2.7 apg and 1.1 bpg (.478 FG%, .745 FT%) • Played and started in all six games of the Hawks' 2013 first-round postseason loss to Indiana, averaging 16.7 points, 8.8 rebounds, 3.0 assists and 1.0 steals in 36.3 minutes (.494 FG%, .667 FT%) • Played in three games of the 2012 first-round loss to Boston (missed the initial three contests due to continued rehab for a torn left pectoral), and averaged 15.3 points, 8.3 rebounds, 2.7 assists, 1.3 steals and 1.3 blocks in 36.0 minutes (.588 FG%, .750 FT%) • In Game Five at Philips Arena, in his first start since January 11, put in 19 points, 11 rebounds, three assists, three steals and three blocks (8-15 FGs, 3-4 FTs), helping lead the Hawks to an 87-86 win • In starting all 12 postseason contests in 2011 against Orlando and Chicago, compiled 11.3 points, 9.6 rebounds, 3.5 assists and 1.0 blocks in 39.0 minutes (.423

## CAREER HIGHS

Points	FGM	FGA	3FGM	3FGA	FTM	FTA	Rebounds	Assists	Steals	Blocks	Minutes
34	14	22	2	2	10	13	22	10	5	7	53
2/27/13	2/27/13	Two Times	3/1/13	3/1/13	Two Times	11/11/08	Two Times	11/21/12 v/WAS	1/23/08 @DEN	1/17/11 v/SAC	11/16/07 v/SEA

HAWKS.COM

FG%, .769 FT%) • Started all 11 contests in the 2010 postseason vs. Milwaukee and Orlando, and averaged 14.6 points, 9.0 rebounds, 1.8 assists and 1.7 blocks in 35.3 minutes (.523 FG%, .839 FT%) • Played and started in nine contests in the 2009 Playoffs against Miami and Cleveland, and averaged 6.9 points, 5.8 rebounds and 2.0 assists in 28.0 minutes (.424 FG%, .667 FT%) • Had an outstanding postseason series vs. Boston (2008 Playoffs), averaging 12.6 points, 10.4 rebounds, 3.6 assists and 1.0 blocks (.472 FG%, .741 FT%) • Became the 24th rookie in NBA history (first Hawk) to put up at least 20 points and 10 rebounds in his playoff debut • **PLAYOFF CAREER HIGHS:** 26 pts v/IND (4/27/13), 16 rebs v/IND (4/27/13), 6 assts (4x), 3 stls (2x), 5 blks v/MIL (4/17/10), 46 mins @BOS (5/10/12), 12 FGM v/IND (4/27/13), 1 3FGM v/MIL (4/28/10), 6 FTM (4x).

**COLLEGIATE CAREER:** Horford capped off an outstanding collegiate career by helping the Florida Gators to their second straight national championship in 2007, as the Gators became the first school to win back-to-back titles in 15 years • Finished career as the school's 35th all-time leading scorer with 1,123 points (career averages in 109 games (103 starts) - 10.3 points, 7.9 rebounds, 1.7 blocks, .586 FG%, .624 FT%) • Horford, Joakim Noah (Chicago) and Corey Brewer (Minnesota) were taken in the first nine picks of the 2007 Draft, which marked the first time three college teammates were selected that high • In his junior campaign (2006-07), in the title game, his 18 points and 12 rebounds led the Gators to an 84-75 victory over Ohio State (at the Georgia Dome) • Had career-bests of 13.2 points and 9.5 rebounds (team-high, second in the SEC), in addition to blocking 1.8 shots (.608 FG%, .644 FT%) in 38 games • As a sophomore (2005-06), tallied 11.3 points, a team-high 7.7 rebounds (sixth in the SEC) and 1.7 blocks (also sixth in the conference) • Led the Gators to their first-ever NCAA basketball championship, cruising to a 73-57 win over UCLA • Exceeded expectations as a freshman (2004-05), averaging 5.6 points, 6.6 rebounds and 1.6 blocks (.480 FG%, .582 FT%) in 32 games.

**PERSONAL INFO:** Born in Puerto Plata, Dominican Republic • Married 2003 Miss Universe Amelia Vega in Santo Domingo (DR) on December 24, 2011 • His parents are Alfredo "Tito" Horford and Arelis Reynoso • Tito played three years in the NBA with Milwaukee (1988-90) and Washington (1993-94) • Has three brothers and two sisters • Brother Jon is in his junior season at Michigan • A telecommunications major at Florida, would work in TV or real estate if he wasn't playing pro ball • Has continued work towards his degree since leaving Gainesville • Has hosted basketball camps in Atlanta, Michigan and the Dominican Republic • The first player in the league to co-direct a night of programming at Atlanta's NBA TV studios • A two-time winner of the NBA's Community Assist Award (February '08 and March '11) • In donated \$23,000 to Direct Relief International to help the people of Japan recover from the tsunami and earthquake • Has hosted holiday parties for underprivileged kids • Supports Atlanta-area Hispanic youth groups, including the STAR House and La Amistad, where he has conducted Reading Timeouts and donated tickets to Hawks games • Earned the Jason Collier Memorial Trophy at the end of the '09 season, presented annually to the individual who best exemplifies the characteristics Collier displayed off the court as a community ambassador • Loves all types of music and is a very good ping-pong player • Considers his mom the person he admires the most • He's visited the White House on two occasions following the NCAA championship and says if he could be anyone for a day it would be the President • Enjoys eating white rice and black beans, beef and chicken dishes and sweet plantains • Horford's favorite actor and actress - Denzel Washington and Jessica Alba • His favorite movie is "Dark Knight Rises" and top TV show is "American Dad" • Wears size 17 basketball shoes • Is on twitter @Al\_Horford.

## CAREER STATS

### NBA REGULAR SEASON

YEAR, TEAM	GP	MINS	FGM	FGA	PCT.	FTM	FTA	PCT.	REBOUNDS			AST	PF	DQ	STL	BLK	PTS	AVG
									OFF	DEF	TOT							
07-08, ATL	81	2360	333	668	.499	155	212	.731	248	537	785	124	267	1	60	76	821	10.1
08-09, ATL	67	2242	312	594	.525	149	205	.727	145	479	624	163	190	0	53	95	773	11.5
09-10, ATL	81	2845	467	847	.551	213	270	.789	236	563	799	189	225	1	59	91	1148	14.2
10-11, ATL	77	2704	513	921	.557	150	188	.798	182	536	718	266	193	0	59	80	1178	15.3
11-12, ATL	11	348	57	103	.553	22	30	.733	26	51	77	24	21	1	10	14	136	12.4
12-13, ATL	74	2756	576	1060	.543	134	208	.644	195	562	757	240	163	2	78	78	1289	17.4
<b>6 YR. TOT</b>	<b>391</b>	<b>13435</b>	<b>2258</b>	<b>4193</b>	<b>.588</b>	<b>823</b>	<b>1113</b>	<b>.739</b>	<b>1032</b>	<b>2728</b>	<b>3760</b>	<b>1006</b>	<b>1059</b>	<b>5</b>	<b>319</b>	<b>434</b>	<b>5345</b>	<b>13.7</b>

THREE-POINT FIELD GOALS IN 07-08: 0-5 (.000)

THREE-POINT FIELD GOALS IN 08-09: 0-1 (.000)

THREE-POINT FIELD GOALS IN 08-09: 1-1 (1.000)

THREE-POINT FIELD GOALS IN 10-11: 2-4 (.500)

THREE-POINT FIELD GOALS IN 11-12: 0-1 (.000)

THREE-POINT FIELD GOALS IN 11-12: 3-6 (.500)

CAREER THREE-POINT FIELD GOALS: 6-18 (.333)

### NBA PLAYOFFS

YEAR, TEAM	GP	MINS	FGM	FGA	PCT.	FTM	FTA	PCT.	REBOUNDS			AST	PF	DQ	STL	BLK	PTS	AVG
									OFF	DEF	TOT							
07-08, ATL	7	277	34	72	.472	20	27	.741	22	51	73	25	26	1	3	7	88	12.6
08-09, ATL	9	252	25	59	.424	12	18	.667	12	40	52	18	26	0	6	6	62	6.9
09-10, ATL	11	388	67	128	.523	26	31	.839	28	71	99	20	35	1	8	19	161	14.6
10-11, ATL	12	468	58	137	.423	20	26	.769	25	90	115	42	33	0	5	12	136	11.3
11-12, ATL	3	108	20	34	.588	6	8	.750	5	20	25	8	11	0	4	4	46	15.3
12-13, ATL	6	218	41	83	.494	18	27	.667	12	41	53	18	17	0	6	5	100	16.7
<b>6 YR. TOT</b>	<b>48</b>	<b>1711</b>	<b>245</b>	<b>513</b>	<b>.478</b>	<b>102</b>	<b>137</b>	<b>.745</b>	<b>104</b>	<b>313</b>	<b>417</b>	<b>131</b>	<b>148</b>	<b>2</b>	<b>32</b>	<b>53</b>	<b>593</b>	<b>12.4</b>

PLAYOFF THREE-POINT FIELD GOALS: 1-4 (.250)

PLAYERS

PLAYERS



# JOHN JENKINS

HEIGHT: 6-4  
 WEIGHT: 215  
 COLLEGE: Vanderbilt  
 HIGH SCHOOL: Station Camp, Hendersonville, TN  
 BIRTHPLACE: Nashville, TN  
 BIRTHDATE: March 6, 1991  
 NBA EXPERIENCE: 1 year  
 CURRENT NBA SEASON: 2nd  
 GUARD  
 12  
 HAWKS  
 AGE: 22



**HOW JOHN JOINED THE HAWKS:** Selected by the Hawks in the first round (23rd overall) of the 2012 NBA Draft, Jenkins was an early-entry candidate.

**LAST SEASON (2012-13):** Ended his rookie year averaging 6.1 points, 1.5 rebounds and 0.9 assists in 14.8 minutes (.446 FG%, .384 3FG%, .843 FT%), playing in 61 games (two starts) • Ranked fifth among all NBA rookies in 3FG%, 118th in ppg and 119th in apg • Scored in double-figures 11 times, including three 20-point efforts • Played career-high 39 mins @NYK (4/17), scoring 20 points on career-high tying eight FGM • Scored 21 points and dished out six assists in 33 minutes @PHI (4/10), setting or tying career-highs in assists, FGM (8-13) and 3FGM (3-4) • Put in a career-best 23 points (career-high tying 3-3 3FGs), including his second career four-point play, in 28 minutes @SAS (4/6) • Recorded a four-point play @IND (2/5), on his way to a 14-point night • Started for the first time as a Hawk v/MIN (1/21), finishing with two rebounds and one assist in 14 minutes • Assigned to Bakersfield of the NBA D-League on 12/1, and recalled to the Hawks on 12/5 • Averaged 25.5 points, 3.5 rebounds, 3.0 assists, 1.5 steals and 33.0 minutes (.529 FG%, .400 3FG%, 1.000 FT%) in two games for Bakersfield • Missed three games due to injury (mild concussion; 3/30-4/3) • **SEASON HIGHS:** 23 pts @SAS (4/6), 5 rebs (2x), 6 assts @PHI (4/10), 2 stls (2x), 2 blks @MIN (1/8), 8 FGM (2x), 3 3FGM (6x), 9 FTM @IND (2/5), 39 mins @NYK (4/17).

**PLAYOFF HISTORY:** Saw action in four games of the Hawks' 2013 first-round playoff series against Indiana, and averaged 0.8 assists and 0.5 rebounds (0-3 FG%, 0-1 3FGs) • **CAREER PLAYOFF HIGHS:** 2 rebs @IND (4/24/13), 1 asst (3x), 8 mins @IND (4/24/13).

**COLLEGIATE CAREER:** Led the Southeastern Conference in scoring his final two years, and was a two-time First Team All-SEC performer • For his career, put in 16.9 points, 2.7 assists and 1.1 rebounds in 30.6 minutes (.468 FG%, .438 3FG%, .855 FT%) • Second on Vanderbilt's career-list in three-pointers made (306) and third-best in percentage (.438) • As a junior in 2011-12, averaged 19.9 points, 2.9 rebounds and 1.2 assists (.474 FG%, .439 3FG%, .837 FT%), appearing in 35 games, leading the nation in three-pointers per game (3.83) and earning Third Team AP All-America honors • Averaged 19.5 points, 3.0 rebounds and 1.2 assists as a sophomore in 2010-11, finishing second in the SEC in free throw percentage (.894) • Put up 20.8 points in conference contests • Started seven of 31 games in his freshman year (2009-10), hitting 11.0 points • Attended Station Camp High School in Hendersonville, Tennessee, and averaged the second-most points (42.3) in Tennessee high school history.

**PERSONAL INFO:** Born in Nashville, TN • Parents are John Jr. and Melodye Jenkins • Has a sister, Adrienne (15) • Nickname is Johnny Cash • College teammates Festus Ezeli (Golden State) and Jeff Taylor (Charlotte) were also selected in the 2012 Draft • Majored in Religion and Cultural Studies at Vanderbilt • Enjoys training, hanging out with family and friends, and playing video games • Was named Male Amateur Athlete of the Year by the Tennessee Sports Hall of Fame in 2012 • Most admires his parents • Would like to meet Michael Jordan • Enjoys seafood and Mexican food • Favorite television show is "Martin" and favorite movie is "Friday" • Enjoys rap, and listens to Drake, Meek Mill and Big Sean • Would be an athletic trainer or music producer if not playing pro ball • Top vacation destination is Maui • Can be found on Twitter @JohnnyCashVU23.



PLAYERS

PLAYERS

## CAREER HIGHS

Points	FGM	FGA	3FGM	3FGA	FTM	FTA	Rebounds	Assists	Steals	Blocks	Minutes
23	8	19	3	6	9	10	5	6	2	2	39
4/6/13	Two Times	4/17/13	Six Times	Seven Times	2/5/13	2/5/13	Two Times	4/10/13	Two Times	1/8/13	4/17/13
@SAS		@NYK			@IND	@IND		@PHI		@MIN	@NYK

## CAREER STATS

### NBA REGULAR SEASON

YEAR, TEAM	GP	MINS	FGM	FGA	PCT.	FTM	FTA	PCT.	REBOUNDS		AST	PF	DQ	STL	BLK	PTS	AVG	
									OFF	DEF								
12-13, ATL	61	902	131	294	.446	59	70	.843	17	77	94	56	37	0	12	10	374	6.1

CAREER THREE-POINT FIELD GOALS: 53-138 (.384)

### NBA PLAYOFFS

YEAR, TEAM	GP	MINS	FGM	FGA	PCT.	FTM	FTA	PCT.	REBOUNDS		AST	PF	DQ	STL	BLK	PTS	AVG	
									OFF	DEF								
12-13, ATL	4	24	0	3	.000	0	0	---	0	2	2	3	2	0	0	0	0	0.0

PLAYOFF THREE-POINT FIELD GOALS: 0-3 (.000)



# KYLE KORVER

HEIGHT: 6-7  
WEIGHT: 212  
COLLEGE: Creighton  
HIGH SCHOOL: Pella, Pella, IA  
BIRTHPLACE: Lakewood, CA  
BIRTHDATE: March 17, 1981

NBA EXPERIENCE: 10 years  
CURRENT NBA SEASON: 11th

AGE: 32

GRD/FWD  
26



**HOW KYLE JOINED THE HAWKS:** Signed a new contract with the Hawks on July 12, 2013 • Acquired by the Hawks from the Chicago Bulls in exchange for cash considerations on July 16, 2012 • Originally selected by the Nets in the second round (51st pick) of the 2003 NBA Draft • Traded to the Philadelphia 76ers on draft night (6/26/03) in exchange for cash considerations • Re-signed with Philly on August 2, 2005 • Traded by the 76ers to the Utah Jazz in exchange for Gordan Giricek and a first-round pick on December 29, 2007 • Signed as a free agent by the Bulls on July 13, 2010.

**LAST SEASON (2012-13):** Compiled 10.9 points, 4.0 rebounds, 2.0 assists, 1.0 steals and 0.5 blocks in 30.5 minutes (.461 FG%, .457 3FG%, .859 FT%) • Finished second in the NBA in 3FG% and fourth in 3FGM (189) • Made at least one three-pointer in his final 73 games of the season, the longest active streak in the NBA, a career-best and the fourth longest streak in league history (Dana Barros 89, Michael Adams 79, Dennis Scott 78) • His 189 made three's was the fourth-best single season total in franchise history • Averaged 11.4 points, 3.9 rebounds, 1.9 assists and 1.0 steals in 30.8 minutes (.469 FG%, .467 3FG%, .862 FT%) as a starter (60 games) • Scored in double-figures 42 times, including four 20-point outings • Put in 10-plus points in 13 straight games (1/16-2/11), the longest streak of his career • Poured in a career-high eight 3FGs en route to season-high 27 points v/BOS (1/25), setting the Hawks franchise record for three's in a half (eight) • Recorded four-point plays v/WAS (11/21) and @IND (3/25) • Missed four games due to back spasms (11/30, 12/7-12-10), one due to a right great toe sprain (3/4), one due to personal reasons (12/5) and two due to DNP-Coach's Decision • **SEASON HIGHS:** 27 pts v/BOS (1/25), 8 rebs (2x), 8 assts @IND (2/5), 4 stls v/OKC (12/19), 3 blks (2x), 9 FGM v/NYK (4/3), 8 3FGM v/BOS (1/25), 5 FTM @NYK (1/27), 45 mins v/WAS (11/21).

**PROFESSIONAL CAREER:** Has appeared in 738 career games (170 starts) in 10 seasons with Philadelphia, Utah, Chicago and Atlanta, and holds career averages of 9.6 points, 2.9 rebounds and 1.6 assists in 24.8 minutes (.434 FG%, .419 3FG%, .875 FT%) • Ranks sixth among active players in 3FG% (.419) and 17th (29th in NBA/ABA history) with 1,323 3FGM • In 2009-10, led the NBA in three-point shooting at .536 (59-110 3FGM), establishing the NBA single season three-point shooting record • Led the NBA in free throw percentage and ranked ninth in three-point percentage in 2006-07 • Has missed 47 career games due to injury, with 26 of them coming in 2009-10 • Appeared in 65 games (seven starts) with the Bulls in 2011-12, and averaged 8.1 points, 2.4 rebounds and 1.7 assists in 22.6 minutes (.432 FGs, .435 3FGs (10th in the NBA), .833 FTs) • Ranked 10th in the NBA with 118 3FGM • In 2010-11, for the third time in his career, appeared in 82 games (all off of the bench), and averaged 8.3 points, 1.8 rebounds and 1.5 assists in 20.1 minutes (.434 FGs, .415 3FGs, .885 FTs) • Was 17th in the NBA from long range • Appeared in 52 games with the Jazz in 2009-10, and averaged 7.2 points and 2.1 rebounds • Led the NBA in three-point shooting at .536 (59-110 3FGM), setting the NBA single season three-point shooting record • In 2008-09, appeared in 78 games (two starts), and averaged 9.0 points, 3.3 rebounds and 1.8 assists (.438 FG%, .386 3FG%, .882 FT%) • Split time between the 76ers and Jazz in 2007-08, and posted 9.9 points, 2.3 rebounds and 1.3 assists in 75 games (all as a reserve) • In 50 regular season games with Utah, the Jazz went 38-12 record (was 16-16 prior to his arrival) • In his last full year in Philadelphia (2006-07), appeared in 74 games (one start), and averaged a career-high 14.4 points • Led the NBA in free throw percentage and ranked ninth in three-point shooting • In 82 games (43 starts) in 2005-06, tallied 11.5 points, 3.3 rebounds and 2.0 assists in 31.3 minutes • Shot .430 from the field and .849 from the free-throw line • Ranked fifth in the league in three-pointers made and 11th in three-point percentage • In 2004-05, appeared in 82 games (57 starts), and averaged 11.5 points, 4.6 rebounds and 2.2 assists • Set the Sixers record for three-pointers made (226) and attempted (558) • Led the league in three-pointers made, and ranked among NBA leaders in attempts (third) and percentage (18th, .405) • As a rookie in 2003-04, averaged 4.5 points and 1.5 rebounds in 74 games (.352 FG%, .391 3FG%, .792 FT%).

**PLAYOFF HISTORY:** Has played in 60 playoff contests (nine starts) with the Hawks, Philadelphia, Utah and Chicago, and averaged 7.4 points, 1.8 rebounds and 1.2 assists (.408 FG%, .376 3FG%, .891 FT%) in 21.6 minutes • In the 2013 first round series against the Pacers, played in six games (two starts), averaging 10.2 points and 3.3 rebounds in 29.5 minutes (.388

## CAREER HIGHS

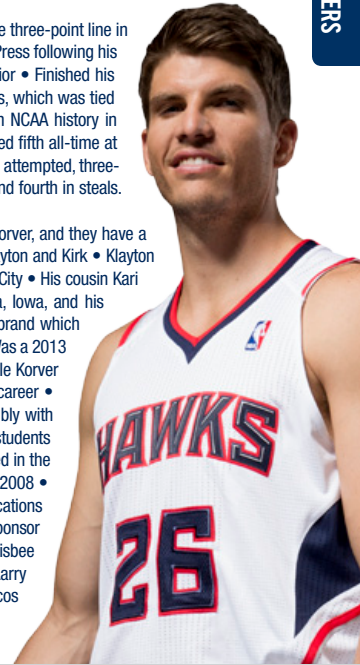
Points	FGM	FGA	3FGM	3FGA	FTM	FTA	Rebounds	Assists	Steals	Blocks	Minutes
31	11	20	8	15	10	10	11	9	6	4	48
Two Times	Two Times	1/2/07 @DEN	1/25/13 v/BOS	3/1/05 @MIL	2/25/06 v/CHI	2/25/06 v/CHI	Two Times	Two Times	3/4/05 v/CLE	2/1/08 @WAS	Four Times

HAWKS.COM

FG%, .353 3FG%, .917 FT%) • Participated in five playoff games with the 76ers, 27 with the Jazz and 22 with the Bulls • In the 2012 postseason against Philly, put up 3.8 points, 1.7 rebounds and 1.5 assists (.409 FG%, .308 3FG%, .500 FT%) • During Chicago's 2011 playoff run, came off the bench in all 16 contests, averaging 6.6 points, 1.2 rebounds and 1.1 assists (.388 FG%, .423 3FG%, 7-7 FTs) • **PLAYOFF CAREER HIGHS:** 23 pts v/LAL (5/8/10), 7 rebs @DET (4/26/05), 6 assts v/DEN (4/23/10), 3 stls @DET (4/26/05), 2 blks (2x), 9 FGM v/LAL (5/8/10), 5 3FGM (2x), 6 FTM (2x), 38 mins @DET (4/26/05).

**COLLEGIATE CAREER:** Averaged 14.1 points and 5.2 rebounds, while hitting .453 from the three-point line in four years at Creighton (1999-03) • Was named Second Team All-America by Associated Press following his senior season, and received Honorable Mention All-America honors from the AP as a junior • Finished his career as the school and Missouri Valley Conference (MVC) leader with 371 three-pointers, which was tied for sixth in NCAA history at the time • Wrapped up his collegiate career ranked 14th in NCAA history in three-point field goal percentage (.453) and ninth in free throw percentage (.891) • Ranked fifth all-time at Creighton in scoring (1,801) and first in three-point field goals made, three-point field goals attempted, three-point field goal percentage and free throw percentage; eighth in assists; ninth in blocks and fourth in steals.

**PERSONAL INFO:** Born in Lakewood, CA, and grew up in Pella, Iowa • Married to Juliet Korver, and they have a daughter, Kyra • Parents are Kevin and Laine Korver, and he has three brothers: Kaleb, Klayton and Kirk • Klayton played collegiately at Drake, Kaleb played at Creighton, and Kirk plays at Missouri-Kansas City • His cousin Karl plays at UCLA • Kyle's father, mother and two uncles played at Central College in Pella, Iowa, and his mother once scored 74 points in a high school game • Owns Seer Outfitters, a clothing brand which donates 100% of its profits to support organizations and causes throughout the country • Was a 2013 finalist for the NBA's prestigious J. Walter Kennedy Citizenship Award • Established the Kyle Korver Foundation in 2006 while in Philadelphia, and has hosted several coat drives during his career • Hosted a holiday party with the USO and the Chicago Housing Authority • Held an assembly with more than 100 students from the Walt Disney Magnet School in Chicago, to encourage the students to excel in their studies and to help maintain superior attendance records • Has participated in the NBA's Basketball Without Borders program, most recently going to India in the summer of 2008 • Had his No. 25 jersey retired by Pella High School in 2006 • Majored in Visual Communications at Creighton • Is an avid golfer, and competed in the 2008 and 2009 Utah Opens on sponsor exemptions • Other hobbies include ping pong, bowling, horseshoes, croquet, pool and Frisbee golf • Favorite foods are steak and mashed potatoes • Looked up to Magic Johnson and Larry Bird as role models • Enjoys watching football and golf • Top vacation spot is Turks and Caicos • Wears size 13.5 Converse • Is on twitter @KyleKorver.



## CAREER STATS

### NBA REGULAR SEASON

YEAR, TEAM	GP	MINS	FGM	FGA	PCT.	FTM	FTA	PCT.	REBOUNDS			AST	PF	DQ	STL	BLK	PTS	AVG
									OFF	DEF	TOT							
03-04, PHIL	74	882	115	327	.352	19	24	.792	30	81	111	40	102	2	25	8	330	4.5
04-05, PHIL	82	2667	317	759	.418	82	96	.854	40	339	379	182	265	2	103	33	942	11.5
05-06, PHIL	82	2563	327	761	.430	101	119	.849	27	243	270	163	224	1	65	26	939	11.5
06-07, PHIL	74	2288	372	845	.440	191	209	.914	30	229	259	105	188	1	57	20	1067	14.4
07-08, PHIL-UTAH	75	1733	255	575	.443	119	130	.915	21	151	172	101	192	2	42	29	740	9.9
08-09, UTAH	78	1874	245	560	.438	112	127	.882	35	223	258	137	170	0	47	30	705	9.0
09-10, UTAH	52	952	138	280	.493	39	49	.796	10	101	111	89	76	0	26	12	374	7.2
10-11, CHI	82	1649	242	557	.434	77	87	.885	12	138	150	124	156	0	35	20	681	8.3
11-12, CHI	65	1469	178	412	.432	55	66	.833	26	133	159	112	110	0	36	15	529	8.1
12-13, ATL	74	2259	277	601	.461	67	78	.859	23	270	293	146	170	1	70	37	810	10.9
<b>10 YR. TOT</b>	<b>738</b>	<b>18336</b>	<b>2466</b>	<b>5677</b>	<b>.434</b>	<b>862</b>	<b>985</b>	<b>.875</b>	<b>254</b>	<b>1908</b>	<b>2162</b>	<b>1199</b>	<b>1653</b>	<b>9</b>	<b>506</b>	<b>230</b>	<b>7117</b>	<b>9.6</b>
THREE-POINT FIELD GOALS IN 03-04:			81-207			.391			THREE-POINT FIELD GOALS IN 08-09:			103-267			(386)			
THREE-POINT FIELD GOALS IN 04-05:			226-558			.405			THREE-POINT FIELD GOALS IN 09-10:			59-110			(415)			
THREE-POINT FIELD GOALS IN 05-06:			184-438			.420			THREE-POINT FIELD GOALS IN 10-11:			120-289			(415)			
THREE-POINT FIELD GOALS IN 06-07:			132-307			.430			THREE-POINT FIELD GOALS IN 11-12:			118-271			(435)			
THREE-POINT FIELD GOALS IN 07-08:			111-296			.375			THREE-POINT FIELD GOALS IN 12-13:			189-414			(457)			

CAREER THREE-POINT FIELD GOALS: 1323-3157 (.419)

### NBA PLAYOFFS

YEAR, TEAM	GP	MINS	FGM	FGA	PCT.	FTM	FTA	PCT.	REBOUNDS			AST	PF	DQ	STL	BLK	PTS	AVG
									OFF	DEF	TOT							
04-05, PHIL	5	147	8	28	.286	2	2	1.000	3	10	13	8	18	0	4	1	25	5.0
07-08, UTAH	12	259	30	73	.411	23	25	.920	5	21	26	7	28	0	4	8	94	7.8
08-09, UTAH	5	136	18	46	.391	5	7	.714	2	9	11	13	9	0	3	1	53	10.6
09-10, UTAH	10	210	32	61	.525	8	9	.889	0	11	11	13	22	0	5	0	83	8.3
10-11, CHI	16	276	38	98	.388	7	7	1.000	1	18	19	17	35	0	8	3	105	6.6
11-12, CHI	6	94	9	22	.409	1	2	.500	1	9	10	9	10	0	3	3	23	3.8
12-13, ATL	6	177	19	49	.388	11	12	.917	0	20	20	4	14	0	2	4	61	10.2
<b>7 YR. TOT</b>	<b>60</b>	<b>1299</b>	<b>154</b>	<b>377</b>	<b>.408</b>	<b>79</b>	<b>210</b>	<b>.376</b>	<b>57</b>	<b>64</b>	<b>.891</b>	<b>71</b>	<b>136</b>	<b>0</b>	<b>29</b>	<b>20</b>	<b>444</b>	<b>7.4</b>

THREE-POINT FIELD GOALS IN 04-05: 7-24 (.292)  
THREE-POINT FIELD GOALS IN 07-08: 11-38 (.289)  
THREE-POINT FIELD GOALS IN 08-09: 12-26 (.462)  
THREE-POINT FIELD GOALS IN 09-10: 11-23 (.478)

THREE-POINT FIELD GOALS IN 10-11: 22-52 (.423)  
THREE-POINT FIELD GOALS IN 11-12: 4-13 (.308)  
THREE-POINT FIELD GOALS IN 12-13: 12-34 (.353)  
**PLAYOFF THREE-POINT FIELD GOALS: 79-210 (.376)**





# SHELVIN MACK

HEIGHT: 6-3      NBA EXPERIENCE: 2 years  
 WEIGHT: 207      CURRENT NBA SEASON: 3rd  
 HIGH SCHOOL: Bryan Station, Lexington, KY  
 BIRTHPLACE: Lexington, KY  
 BIRTHDATE: April 22, 1990      AGE: 23

GUARD  
 8



**HOW SHELVIN JOINED THE HAWKS:** Signed consecutive 10-day contracts with the Hawks on March 6, 2013 and March 16, 2013, then signed for the remainder of the season on March 26, 2013 • Selected in the second round (34th overall) of the 2011 NBA Draft by the Washington Wizards as an early-entry candidate • Signed with Washington on December 25, 2012 and was waived on January 7, 2013 • Signed consecutive 10-day contracts with Philadelphia on January 17, 2013 and January 28, 2013.

**LAST SEASON (2012-13):** Appeared in 31 games (three starts) this season with the Hawks, Washington and Philadelphia, averaging 4.6 points, 2.2 assists and 1.3 rebounds in 13.4 minutes (.460 FG%, .367 3FG%, .563 FT%) • In 20 games (one start) with Atlanta, averaged 5.2 points, 2.2 assists and 1.2 rebounds in 13.4 minutes (.488 FG%, .400 3FG%, .571 FT%) • Set career-highs with 14 points and 6 FGM, along with 35 minutes @NY (4/17) • Had 12 points and two 3FGM (also eight assists) @SAS (4/6) • Put in 12 points to go with career-best nine assists in 27 minutes @BOS (3/29) • Also tied career-high of two 3FGM @IND (3/25) and v/ORL (3/30) • Saw action in 11 combined games with Washington and Philadelphia, averaging 3.5 points, 2.2 assists and 1.5 rebounds in 13.5 minutes (.405 FG%, .286 3FG%, .500 FT%) • In seven games (two starts) with the Wizards, put up 5.3 points, 3.3 assists and 2.3 rebounds (.400 FG%, .308 3FG%, .500 FT%) • Played in 23 games with Maine of the NBA Development League, averaging 20.1 points, 7.7 assists, 4.3 rebounds and 1.3 steals in 40.3 minutes (.454 FG%, .365 3FG%, .875 FT%) • Selected to play in the 2013 NBA D-League All-Star Game • **SEASON HIGHS:** 14 pts @NYK (4/17), 6 rebs v/CLE (12/26), 9 assts @BOS (3/29), 2 stls (3x), 6 FGM @NYK (4/17), 2 3FGM (5x), 2 FTM (2x), 35 mins @NYK (4/17).

**PROFESSIONAL CAREER:** Has played in 95 games (with three starts) over his two NBA seasons, splitting time between Washington, Philadelphia and the Hawks, and averaging 3.9 points, 2.1 assists and 1.4 rebounds in 12.6 minutes (.422 FG%, .330 3FG%, .680 FT%) • In 2011-12 with the Wizards, averaged 3.6 points, 2.0 assists and 1.4 rebounds in 12.2 minutes (.400 FG%, .286 3FG%, .712 FT%) in 64 games • Scored in double-figures three times, including a season-high 12 at Orlando on 2/1/12.

**PLAYOFF HISTORY:** Appeared in four games with the Hawks in the first round series against Indiana in 2013, and averaged 2.5 points, 1.8 assists and 1.8 rebounds in 5.5 minutes (.444 FG%, .400 3FG%) • **PLAYOFF CAREER HIGHS:** 5 pts @IND (4/24/13), 2 rebs (3x), 4 assts @IND (4/24/13), 2 FGM @IND (4/24/13), 1 3FGM (2x), 7 mins (2x).

**COLLEGIATE CAREER:** Played in the NCAA Championship game with Butler in consecutive years in 2010 and 2011 as a sophomore and junior • Was selected to the All-Tournament Team at the 2011 Final Four • Was named Second Team All-Horizon League as a junior • Was one of 20 returning collegiate players named to the 2010 USA Select Team, which helped USA Basketball prepare for the FIBA World Championship • Served as captain of the gold medal-winning USA U19 World Championship Team during the summer of 2009 • As a junior in 2011, led Butler in assists (3.4), and ranked second in scoring (16.0) and third in rebounds (4.5) • Scored 122 points in six NCAA Tournament contests in 2011 • As a sophomore (2010), was First Team All-Horizon League, after ranking second on his team in scoring (14.1), assists (3.0) and steals (1.4) • As a freshman in 2009, led the Bulldogs in assists (3.5), while ranking second in steals (1.1) and third in scoring (11.9).

**PERSONAL INFO:** Born in Lexington, KY • Majored in Media Arts at Butler • Two-time All-State performer at Bryan Station HS in Lexington, KY • Son of Victoria Guy • Has two sisters, Sierra and Keionna • Favorite movie is "The Book of Eli" and top TV show is "Martin" • Enjoys playing chess • A fan of Jay-Z • Enjoys vacationing in hometown of Lexington, or in Italy • Would get into coaching if not playing pro ball • Is on twitter @ShelvinMack.



PLAYERS

PLAYERS

## CAREER HIGHS

Points	FGM	FGA	3FGM	3FGA	FTM	FTA	Rebounds	Assists	Steals	Blocks	Minutes
14	6	11	2	5	7	10	6	9	2	1	35
4/17/13 @NYK	4/17/13 @NYK	Two Times	Seven Times	2/1/12 @ORL	4/9/12 @CHA	4/9/12 @CHA	Two Times	3/29/13 @BOS	Nine Times	Two Times	4/17/13 @NYK

## CAREER STATS

### NBA REGULAR SEASON

YEAR, TEAM	GP	MINS	FGM	FGA	PCT.	FTM	FTA	PCT.	REBOUNDS					AST	PF	DQ	STL	BLK	PTS	AVG
									OFF	DEF	TOT	3PT	3PTA							
11-12, WAS	64	779	88	220	.400	42	59	.712	12	80	92	131	50	0	28	2	230	3.6		
12-13, WAS-PHI-ATL	31	416	58	126	.460	9	16	.563	3	37	40	68	39	0	15	0	143	4.6		
<b>2 YR. TOT</b>	<b>95</b>	<b>1195</b>	<b>146</b>	<b>346</b>	<b>.422</b>	<b>51</b>	<b>75</b>	<b>.680</b>	<b>15</b>	<b>117</b>	<b>132</b>	<b>199</b>	<b>89</b>	<b>0</b>	<b>43</b>	<b>2</b>	<b>373</b>	<b>3.9</b>		
THREE-POINT FIELD GOALS IN 11-12:			12-42		(286)		THREE-POINT FIELD GOALS IN 12-13:			18-49		(367)								
CAREER THREE-POINT FIELD GOALS: 30-91 (.330)																				

### NBA PLAYOFFS

YEAR, TEAM	GP	MINS	FGM	FGA	PCT.	FTM	FTA	PCT.	REBOUNDS					AST	PF	DQ	STL	BLK	PTS	AVG
									OFF	DEF	TOT	3PT	3PTA							
12-13, ATL	4	22	4	9	.444	0	0	---	3	4	7	7	0	0	0	0	0	10	2.5	
PLAYOFF THREE-POINT FIELD GOALS: 4-9 (.444)																				



# PAUL MILLSAP

**HEIGHT:** 6-8  
**WEIGHT:** 258  
**COLLEGE:** Louisiana Tech  
**HIGH SCHOOL:** Grambling, Grambling, LA  
**BIRTHPLACE:** Monroe, LA  
**BIRTHDATE:** February 10, 1985

**NBA EXPERIENCE:** 7 years  
**CURRENT NBA SEASON:** 8th  
**FORWARD**  
**4**

**AGE:** 28



**HOW PAUL JOINED THE HAWKS:** Signed as a free agent by the Hawks on July 10, 2013 • Selected by the Utah Jazz in the second round (47th overall) of the 2006 NBA Draft as an early-entry candidate • Signed as a restricted free agent to an offer sheet by the Portland Trail Blazers on July 10, 2009, and re-signed with the Jazz on July 17, 2009 as Utah matched offer sheet.

**LAST SEASON (2012-13):** Appeared in 78 games (all starts), and averaged 14.6 points, 7.1 rebounds, 2.6 assists, 1.3 steals and 1.0 blocks in 30.4 minutes (.490 FG%, .742 FT%) • Ranked first among NBA Western Conference power forwards in steals per game (1.31) • Led Jazz in total steals (102) • Scored in double-figures 50 times • Scored 20-points-or-more 14 times • Had 10-or-more rebounds 16 times, registering 25 double-doubles • Led Jazz in scoring 13 times, rebounds 22 times and assists five times • Missed two games due to a sprained left ankle (2/27-3/1) • Missed two games due to right patella/quadriceps tendon bruising (3/9-3/11) • **SEASON HIGHS:** 34 pts @TOR (11/12), 15 rebs (2x), 9 assts vBKN (3/30), 5 stls (2x), 4 blks vMIL (2/6), 11 FGM @TOR (11/12), 3 3FGM @TOR (11/12), 11 FTM vNOH (1/30), 44 mins (2x).

**PROFESSIONAL CAREER:** Has appeared in 540 (265 starts) of a possible 558 career games, averaging 12.4 points, 7.0 rebounds, 1.8 assists, 1.1 steals and 1.0 blocks in 27.4 minutes per game (.516 FG%, .723 FT%) • Ranks sixth on Jazz's all-time field goal percentage list (.516) • Participated in the 2007 and 2008 Rookie Challenge during All-Star Weekend • 2006-07 All-Rookie Second Team (was one point shy of First Team) • Finished sixth in Rookie of the Year balloting • 2011-12: Appeared in 64 games (62 starts), and averaged 16.6 points, 8.8 rebounds, 2.3 assists and 1.8 steals in 32.5 minutes (.495 FG%, .792 FT%) • Ranked fourth in NBA in steals per game (1.84), leading the Jazz • Scored in double-figures 54 times • 2010-11: Appeared in 76 games (all starts), averaging 17.3 points and 7.6 rebounds (.531 FG%, .391 3FG%, .757 FT%) • Ranked 10th in NBA in field goal percentage • Had a career-high 46 points in an overtime win at Miami (1/19), the most by a Jazzman since Karl Malone had 56 points at Golden State on 4/7/98 • 2009-10: Appeared in all 82 games (eight starts) averaging 11.6 points and 6.8 rebounds (.538 FG%, .693 FT%) • One of two Jazz players to appear in every game • Third time in his first four seasons to accomplish the feat • Recorded 12 double-doubles • Averaged 15.4 points, 8.4 rebounds, 3.0 assists and 1.6 blocks in eight starts • 2008-09: Appeared in 76 games (38 starts) averaging 13.5 points, 8.6 rebounds and 1.8 assists in 30.1 minutes per game (.534 FG%, .699 FT%) • Averaged 16.0 points, 10.3 rebounds, 2.4 assists and 1.2 steals per game as a starter, and finished fourth in the NBA's Most Improved Player Award balloting • Collected 19 straight double-doubles (11/24-1/7), the longest streak in the NBA since 2006 • 2007-08: Appeared in all 82 games (two starts) for the second straight season, averaging 8.1 points, 5.6 rebounds and 1.0 assists in 20.8 minutes (.504 FG%, .677 FT%) • Participated in the T-Mobile Rookie Challenge and Youth Jam during All-Star Weekend for second consecutive season • Scored in double-figures 24 times with four double-doubles • 2006-07: Appeared in 82 games (one start) as a rookie, averaging 6.8 points, 5.2 rebounds, 0.8 steals and 0.9 blocks in 18.0 minutes, hitting .525 FGs and .673 FTs • Became the seventh Jazz rookie to appear in every game • Ranked second among NBA rookies in rebounding and double-doubles (seven), third in steals (0.8) and blocks (0.9), tied for fifth in scoring, and eighth in minutes.


**PLAYOFF HISTORY:** Has played in 48 postseason contests with the Jazz, starting four, averaging 9.7 points, 6.1 rebounds and 1.1 blocks (.515 FG%, .610 FT%) in 22.7 minutes • In the 2012 first round series against the Spurs, put in 12.0 points, 11.0 rebounds and 2.5 blocks in 34.8 minutes (.370 FG%, .500 FT%) in four starts • In 10 games off the bench in the 2010 playoffs vs. Denver and the LA Lakers, put in 18.0 points, 8.8 rebounds, 2.2 assists, 1.4 blocks and 1.1 steals (.574 FG%, .690 FT%) in 32.3 minutes • Played in all five first-round games against the Lakers in 2009 (off bench), and averaged 11.8 points, 8.0 rebounds and 1.6 assists in 31.0 minutes (.510 FG%, .500 FT%) • During the Jazz playoff run in 2008, played in 12 games as a sub against the Rockets and Lakers, averaging 6.4 points, 3.9 rebounds and 1.3 blocks in 17.5 minutes (.516 FG%, .520 FT%) • Saw action in 17 games during the 2007 postseason, tallying 5.9 points and 4.4 rebounds in 15.5 minutes (.525 FG%, .667 FT%) vs. Houston, Golden State and San Antonio • **PLAYOFF CAREER HIGHS:** 26 pts @LAL (5/4/10), 19 rebs (2x), 4 assts @LAL (5/4/10), 3 stls (2x), 5 blks vSAS (5/5/12), 11 FGM vDEN (4/23/10), 8 FTM @DEN (4/19/10), 41 mins vSAS (5/7/12).

## CAREER HIGHS

Points	FGM	FGA	3FGM	3FGA	FTM	FTA	Rebounds	Assists	Steals	Blocks	Minutes
46	19	28	3	4	11	16	24	9	8	5	53
11/9/10	11/9/10	11/9/10	Two Times	Three Times	1/30/13	1/30/13	4/13/10	3/30/13	3/15/12	Two Times	4/16/12
@MIA	@MIA	@MIA			vNOH	vNOH	@GSW	vBKN	vMIN		vDAL

**COLLEGIATE CAREER:** Spent three seasons at Louisiana Tech (2003-06), where he averaged 18.6 points, 12.7 rebounds, 2.0 blocks and 1.3 steals (35.2 minutes) in 92 career contests • Became the only player in NCAA Division I history to lead the nation in rebounding three consecutive seasons • Ranks second on Tech's all-time rebounding list (1,172), and is seventh in scoring (1,701) • Put up 67 double-doubles • Earned All-WAC First Team honors each of his final two seasons • In 33 games as a junior in 2005-06, averaged 19.6 points, 13.3 rebounds, 2.3 blocks and 1.9 steals in 34.1 minutes (.571 FG%, .623 FT%) • Ranked second in the conference in ppg, bpg, spg and FG% • Averaged 20.4 points, 12.4 rebounds and 1.9 blocks in 29 starts as a sophomore (36.6 minutes) in 2004-05, hitting .575 FGs and .601 FTs • Became the first freshman in NCAA history to win the rebounding title, as he averaged 15.6 points, 12.5 rebounds and 1.7 bpg in 35.1 minutes (30 games, 29 starts) in 2003-04.

**PERSONAL INFO:** Born in Monroe, LA • Spent much of his childhood in Denver before returning to Louisiana in 1999 • He and his girlfriend LaToria Scott have three daughters – Ylyah, Pnauyona and Paular • Son of Bettye Millsap, and has three brothers – John, Elijah and Abraham • John, who played on the Hawks' summer league team in Las Vegas this past July, played collegiately at Texas-San Antonio, was an All-Star in the CBA and spent time in the NBA D-League • Elijah played at Alabama-Birmingham, and in the D-League the last three seasons • Abraham plays at Tennessee State • Selected by the Louisiana Association of Basketball Coaches as the Bob Pettit Award recipient as Louisiana Professional Player of the Year in 2008, 2009 and 2010 • Recognized by his former high school (Grambling) with a "Paul Millsap Day" on 8/12/11 • Inducted into the Louisiana Tech Athletics Hall of Fame in 2011 • Favorite movie is "Life," while favorite TV show is "Breaking Bad" • Favorite food is tacos • Enjoys listening to hip-hop and is a fan of Lil Wayne • Likes to play chess • Top vacation spot is Jamaica • On twitter @PaulMillsap\_24.



PLAYERS

## CAREER STATS

### NBA REGULAR SEASON

YEAR, TEAM	GP	MINS	FGM	FGA	PCT.	FTM	FTA	PCT.	REBOUNDS			AST	PF	DD	STL	BLK	PTS	AVG	
									OFF	DEF	TOT								
06-07, UTA	82	1472	209	398	.525	140	208	.673	183	240	423	62	236	3	67	74	559	6.8	
07-08, UTA	82	1702	253	502	.504	155	229	.677	167	293	460	81	269	4	72	73	661	8.1	
08-09, UTA	76	2290	400	749	.534	228	326	.699	251	403	654	138	288	5	78	73	1028	13.5	
09-10, UTA	82	2277	385	716	.538	183	264	.693	186	373	559	131	285	7	64	99	954	11.6	
10-11, UTA	76	2605	525	988	.531	256	338	.757	164	415	579	187	272	2	103	69	1315	17.3	
11-12, UTA	64	2100	426	861	.495	202	255	.792	180	383	563	150	222	5	118	52	1061	16.6	
12-13, UTA	78	2375	429	875	.490	264	356	.742	177	377	554	201	232	1	102	80	1135	14.6	
<b>7 YR. TOT</b>	<b>540</b>	<b>14821</b>	<b>2627</b>	<b>5089</b>	<b>.516</b>	<b>1428</b>	<b>1976</b>	<b>.723</b>	<b>1308</b>	<b>2484</b>	<b>3792</b>	<b>950</b>	<b>1804</b>	<b>27</b>	<b>604</b>	<b>520</b>	<b>6713</b>	<b>12.4</b>	
THREE-POINT FIELD GOALS IN 06-07:						1-3		(.333)										9-23	(.391)
THREE-POINT FIELD GOALS IN 07-08:						0-4		(.000)										7-31	(.226)
THREE-POINT FIELD GOALS IN 08-09:						0-4		(.000)										13-39	(.333)
THREE-POINT FIELD GOALS IN 09-10:						1-9		(.111)										31-113	(.274)

### NBA PLAYOFFS

YEAR, TEAM	GP	MINS	FGM	FGA	PCT.	FTM	FTA	PCT.	REBOUNDS			AST	PF	DD	STL	BLK	PTS	AVG	
									OFF	DEF	TOT								
06-07, UTA	17	263	42	80	.525	16	24	.667	38	37	75	8	39	0	11	9	100	5.9	
07-08, UTA	12	210	32	62	.516	13	25	.520	23	24	47	4	37	0	7	16	77	6.4	
08-09, UTA	5	155	25	49	.510	9	18	.500	20	20	40	8	17	0	4	5	59	11.8	
09-10, UTA	10	323	70	122	.574	40	58	.690	34	54	88	22	36	1	11	14	180	18.0	
11-12, UTA	4	139	20	54	.370	8	16	.500	17	27	44	2	11	0	1	10	48	12.0	
<b>5 YR. TOT</b>	<b>48</b>	<b>1091</b>	<b>189</b>	<b>367</b>	<b>.515</b>	<b>86</b>	<b>141</b>	<b>.610</b>	<b>132</b>	<b>162</b>	<b>294</b>	<b>44</b>	<b>140</b>	<b>1</b>	<b>34</b>	<b>54</b>	<b>464</b>	<b>9.7</b>	
THREE-POINT FIELD GOALS IN 06-07:						0-1		(.000)										0-2	(.000)
THREE-POINT FIELD GOALS IN 07-08:						0-1		(.000)										0-3	(.000)

PLAYOFF THREE-POINT FIELD GOALS: 0-7 (.000)

PLAYERS



# DENNIS SCHROEDER

HEIGHT: 6-1      NBA EXPERIENCE: Rookie  
 WEIGHT: 168      CURRENT NBA SEASON: 1st  
 HOME COUNTRY:      Germany  
 BIRTHPLACE:      Braunschweig, Germany  
 BIRTHDATE:      September 15, 1993      AGE: 20

## GUARD 17



**HOW DENNIS JOINED THE HAWKS:** Selected by the Hawks in the first round (17th overall) of the 2013 NBA Draft • Signed to a contract on July 11, 2013.

**2013 SUMMER LEAGUE:** Started all five games for the Hawks at the Las Vegas Summer League, and finished second in the league in assists (team-high 5.6), adding 10.8 points, 1.8 rebounds and team-best 1.6 steals in 31.6 minutes (.340 FG%, .292 3FG%, .867 FT%).

**2013 NIKE HOOP SUMMIT:** Helped the World Select Team defeat the U.S. Junior National Select Team, 112-98 • Had 18 points (5-10 FGs, 7-10 FTs) and six assists in 29 minutes.

**LAST SEASON (2012-13):** Playing for the New York Phantoms Braunschweig in Germany's top league (Beko League/Bundesliga), averaged 11.9 points and 3.3 assists in 24.7 minutes (.424 FG%, .402 3FG%, .838 FT%) in 31 games • Selected to the All-Star game • Also saw action in Germany's third division, Pro B, with Spot Up Medien Baskets Braunschweig, averaging 23.5 points (second in the league), 5.1 assists (eighth), 4.3 rebounds and 2.3 steals (eighth) in eight games (.399 FG%, .878 FT%).

**INTERNATIONAL CAREER (2011-12):** Played in 30 games with NY Phantoms Braunschweig, and put up 2.3 points in 8.0 minutes (.375 FG%, .645 FT%) • Also spent time with Spot Up Medien Baskets Braunschweig (23 games), averaging 19.0 points, 6.5 assists, 3.0 rebounds and 2.3 steals in 31.9 minutes (.450 FG%, .757 FT%) • In 2010-11, split time between Spot Up Medien Baskets Braunschweig (averaged 7.8 points and 2.1 assists in 18.3 minutes over 22 games, shooting .504 FGs and .778 FTs) and SG Braunschweig (averaged 20.6 points, 5.7 assists, 4.0 rebounds and 3.5 steals in 35.8 minutes over 11 games, hitting .389 FGs and .776 FTs) • Posted 7.1 points and 2.7 assists in 21.8 minutes (.402 FG%, .786 FT%) in 14 games (21.8 minutes) with SG Braunschweig in 2009-10 • Has represented Germany in junior national play: 2012 U-20 Euros (6.1 points, 2.0 assists) and 2011 U-18 Euros (13.5 points, 4.9 assists).

**PERSONAL INFO:** Born in Braunschweig, Germany • Last name is pronounced SHRO-derr • Has two brothers and two sisters • Mother is Gambian, while his late father was German • Played soccer and skateboarded until learning basketball at age 11 • Favorite food is chicken alfredo, and likes eating at Cheesecake Factory • Favorite movie is "I Am Legend" and top TV show "Two and a Half Men" • Listens to R&B and hip-hop • Top vacation destinations are Gambia and South Africa • Can be found on twitter @DennisMike1993.



PLAYERS

PLAYERS



# MIKE SCOTT

HEIGHT: 6-8  
 WEIGHT: 237  
 COLLEGE: Virginia  
 HIGH SCHOOL: Deep Creek, Chesapeake, VA  
 BIRTHPLACE: Chesapeake, VA  
 BIRTHDATE: July 16, 1988

NBA EXPERIENCE: 1 year  
 CURRENT NBA SEASON: 2nd

AGE: 25

FORWARD  
 32



**HOW MIKE JOINED THE HAWKS:** Selected by the Hawks in the second round (43rd overall) of the 2012 NBA Draft • Signed to a contract on September 6, 2012.

**LAST SEASON (2012-13):** Finished his rookie campaign averaging 4.6 points and 2.8 rebounds in 9.4 minutes (.476 FG%, .768 FT%) in 40 games (one start) • Scored in double-figures seven times, including two 20-point efforts • Tied career-high with 36 minutes played @NYK (4/17), recording career-bests in points (23), rebounds (14) and field goals made (10) • Pulled down 12 rebounds, adding 12 points for his first career double-double v/TOR (4/16) • Grabbed eight rebounds to go with 17 points in 18 minutes @PHI (4/10) • Tallied 22 points (8-15 FGs, 6-8 FTs), six rebounds and two assists in 36 minutes @SAS (4/6) • Put in 19 points on 6-10 FGs and career-high tying 7-8 FTs in 23 minutes @BOS (3/29) • Assigned to Bakersfield of the NBA Development League on 12/1, and recalled to the Hawks on 12/11 • Assigned to Bakersfield again on 3/1 and was recalled on 3/6 • Averaged 18.1 points, 8.3 rebounds and 1.4 assists in 32.6 minutes (.505 FG%, .805 FT%) in seven total games for Bakersfield • **SEASON HIGHS:** 23 pts @NYK (4/17), 14 rebs @NYK (4/17), 2 assts @SAS (4/6), 2 stls v/MIN (1/21), 1 blk (2x), 10 FGM @NYK (4/17), 7 FTM (2x), 36 mins (2x).

**PLAYOFF HISTORY:** Appeared in four playoff games in the Hawks' 2013 first-round loss to the Pacers, and averaged 3.3 points and 1.8 rebounds in 5.0 minutes (.500 FG%, .750 FT%) • **PLAYOFF CAREER HIGHS:** 4 pts (2x), 3 rebs @IND (4/24/13), 1 asst @IND (4/24/13), 2 FGM (2x), 2 FTM @IND (4/21/13), 11 mins @IND (4/24/13).

**COLLEGIATE CAREER:** A five-year player at Virginia, he earned First Team All-ACC honors as a senior (2011-12), when he averaged 18.0 points, 8.3 rebounds and 1.2 assists (.563 FG%, .808 FT%) in 31.2 minutes • Hit double-figures in 29-of-32 games • Led the team in scoring and rebounding • Finished third in school history in rebounds (944) and double-doubles (34), while ranking 16th in points (1,538) • Also led the Cavs in scoring (15.9) and rebounding (10.2) as a junior in 2010-11, but played in just 10 games due to injury, and received a medical redshirt for the season • In his true junior campaign (2009-10), put in 12.0 points and 7.2 rebounds • Led the team in rebounding as a sophomore (7.4) in 2008-09, also scoring 10.3 points • As a freshman in 2007-08, tallied 5.7 points and 5.3 rebounds in 18.1 minutes (.441 FG%, .703 FT%).

**PERSONAL INFO:** Born in Chesapeake, VA • Graduated from University of Virginia with a degree in Anthropology • Has two brothers – Antonn Scott and Derrick Mackall • Attended Deep Creek HS, then prepped at Hargrave Military Academy in Chatham, VA, where he was a teammate of former Hawk and current Boston Celtics guard Jordan Crawford • Enjoys playing ping pong and video games (Xbox) • Greatest personal achievement was earning first team All-ACC honors • Most embarrassing moment was in eighth grade when he scored in the wrong basket • Would like to meet President Obama, and if he could be anyone for a day, would be Mike Tyson • Favorite TV shows are "Martin" and "The Fresh Prince of Bel-Air" • Top actors/actresses are Will Smith, Denzel Washington, Halle Berry and Rosario Dawson • Enjoys listening to Jay-Z, Drake and Kanye West • If he wasn't playing in the NBA, he'd own a barbershop • Favorite teams outside the NBA are Manchester United and the Washington Redskins • Favorite vacation spot is his hometown of Chesapeake • Can be found on twitter @mikescott.



PLAYERS

PLAYERS

## CAREER HIGHS

Points	FGM	FGA	3FGM	3FGA	FTM	FTA	Rebounds	Assists	Steals	Blocks	Minutes
23	10	22	--	1	7	8	14	2	2	1	36
4/17/13 @NYK	4/17/13 @NYK	4/17/13 @NYK		4/6/13 @SAS	Two Times	Three Times	4/17/13 @NYK	4/6/13 @SAS	1/21/13 v/MIN	Two Times	Two Times

## CAREER STATS

### NBA REGULAR SEASON

YEAR, TEAM	GP	MINS	FGM	FGA	PCT.	FTM	FTA	PCT.	REBOUNDS			AST	PF	DQ	STL	BLK	PTS	AVG
									OFF	DEF	TOT							
12-13, ATL	40	376	70	147	.476	43	56	.768	39	71	110	12	32	0	4	2	183	4.6

CAREER THREE-POINT FIELD GOALS: 0-1 (.000)

### NBA PLAYOFFS

YEAR, TEAM	GP	MINS	FGM	FGA	PCT.	FTM	FTA	PCT.	REBOUNDS			AST	PF	DQ	STL	BLK	PTS	AVG
									OFF	DEF	TOT							
12-13, ATL	4	20	5	10	.500	3	4	.750	1	6	7	1	2	0	0	0	13	3.3

PLAYOFF THREE-POINT FIELD GOALS: 0-1 (.000)

HAWKS.COM

2013-14 ATLANTA HAWKS MEDIA GUIDE



# JEFF TEAGUE

**HEIGHT:** 6-2  
**WEIGHT:** 181  
**COLLEGE:** Wake Forest  
**HIGH SCHOOL:** Pike, Indianapolis, IN  
**BIRTHPLACE:** Indianapolis, IN  
**BIRTHDATE:** June 10, 1988

**NBA EXPERIENCE:** 4 years  
**CURRENT NBA SEASON:** 5th  
**AGE:** 25

GUARD  
 0



**HOW JEFF JOINED THE HAWKS:** As a restricted free agent, signed to an offer sheet by the Milwaukee Bucks on July 11, 2013 • Re-signed with the Hawks on July 13, 2013 as Atlanta matched the offer sheet • Selected in the first round (19th overall) of the 2009 NBA Draft, Teague was an early-entry candidate.

**LAST SEASON (2012-13):** Recorded career-highs of 14.6 points and 7.2 assists, along with 2.3 rebounds and 1.5 steals in 32.9 minutes (.451 FG%, .359 3FG%, .881 FT%), appearing in a team-high 80 games (78 starts) • Ranked eighth in the NBA in FT%, 12th in app and 24th in spg • Scored in double-figures 58 times, including 19 20-point efforts • Had 15 double-doubles (10 20 point/10 assist games) • Put in 10 20-point/10-assist games this season, the third highest total in a single season in Atlanta history (Pete Maravich - 12 in 1972-73 and Eddie Johnson - 11 in 1984-85) • That total ranked fourth in the league, and the Hawks posted an 8-2 mark in those contests • Scored 20-plus points in four consecutive games (2/5-2/11) for the first time in his career • Recorded back-to-back double doubles for the first time in his career on 11/23 @Cha and 11/24 vLAC (also on 1/16 vBKN and 1/18 @BKN, and 4/10 @PHI and 4/12 vMIL) • His .881 FT% was the fourth-highest in franchise history, while his 579 assists was the eighth-best single season effort • Tied his career-high with 15 assists @BKN (3/17) • Tied a career-best with three blocks vSAC (2/22) • Tied career-best with four 3FGs vNOH (2/8), vMIL (3/20) and vCLE (4/1) • Recorded career-highs in points (28) and field goals made (12) vBKN (1/16) • Scored a career-best six steals vCLE (11/30) • Dressed, but missed the first game of his career due to injury (sprained left ankle) vLAL (3/13) • Participated in the Taco Bell Skills Challenge during NBA All-Star Weekend • **SEASON HIGHS:** 28 pts vBKN (1/16), 6 rebs vIND (1/17), 15 assts @BKN (3/17), 6 stls vCLE (11/30), 3 blks vSAC (2/22), 12 FGM vBKN (1/16), 4 3FGM (2x), 8 FTM vDET (12/26), 46 mins vWAS (11/21).

**PROFESSIONAL CAREER:** Through four seasons, averaging 9.0 points, 4.0 assists, 1.8 rebounds and 1.0 steals in 22.6 minutes (.451 FG%, .346 3FG%, .820 FT%), appearing in 287 games (154 starts) • Has missed one game due to injury • Was one of the league's most improved players in 2011-12, starting all 66 games, averaging 12.6 points, 4.9 assists, 2.4 rebounds and 1.6 steals in 33.1 minutes (.476 FG%, .342 3FG%, .757 FT%) • Ranked eighth in the NBA in steals (106), 10th in steals per game, 20th in STL/TO ratio (0.79), 22nd in assists (321), 23rd in assists per game and 40th in FG% • Had 10 20-point efforts and three double-doubles • In 2010-11, the crafty second-year guard averaged 5.2 points, 2.0 assists and 1.5 rebounds in 13.8 minutes (.438 FG%, .375 3FG%, .794 FT%) • Scored in double-figures 12 times, including three 20-point efforts • Averaged 8.4 points, 3.3 assists, 2.7 rebounds and 1.7 steals (.362 FG%, .400 3FG%, .765 FT%) in seven starting assignments • Picked up his play over the last two months of the year, averaging 7.0 points and 2.3 assists (.474 FG%, .500 3FG%) in March, and following that up with 9.4 points and 2.3 assists (.462 FG%) in April • Led the team in assists four times and scoring on three occasions • Scored 17 of his 21 points in the fourth quarter, hitting 7-10 FGs and season-high 7-9 FTs @IND (4/8) • In his rookie campaign (2009-10), finished the year averaging 3.2 points, 1.7 assists and 0.9 rebounds in 10.1 minutes (.396 FG%, .837 FT%), playing in 71 games (three starts) • Ranked 10th among rookies in assists • Led the team in scoring (one time) and assists (six times) • Averaged 12.7 points, 7.3 assists and 3.3 rebounds in his three starting assignments • Finished off the season in style, setting then career-highs in several categories with a 24-point, 15-assist, five-rebound effort vCLE (4/14), hitting 11-19 FGs (1-4 3FGs) and 1-2 FTs, playing all 48 minutes.

**PLAYOFF HISTORY:** In 29 career postseason games (18 starts), has put in 9.4 points, 3.0 assists and 2.0 rebounds in 25.3 minutes (.409 FG%, .333 3FG%, .843 FT%) • In six starts against Indiana in 2013 (35.5 minutes), averaged 13.3 points, 5.0 assists, 2.8 rebounds and 1.5 steals (.333 FG%, .300 3FG%, .821 FT%) • Started all six games vs. Boston in 2012, and put in 14.0 points, 4.2 assists and 3.7 rebounds in 37.5 minutes (.411 FG%, .412 3FG%, .895 FT%) • Scored playoff career-best 23 points in Game 3 • In the 2011 postseason, appeared in eight games (six starts) vs. Orlando and Chicago, and compiled 11.8 points, 3.5 assists and 2.1 rebounds in 29.8 minutes (.514 FG%, .826 FT%) • Had a breakout second round vs. Chicago (in place of the injured Kirk Hinrich), and tallied 14.8 points, 4.2 assists, 2.8 rebounds and 1.0 steals in

## CAREER HIGHS

Points	FGM	FGA	3FGM	3FGA	FTM	FTA	Rebounds	Assists	Steals	Blocks	Minutes
28	12	22	4	7	10	11	8	15	6	3	53
1/16/13	1/16/13	12/7/12	Five Times	4/1/13	3/25/12	3/25/12	12/1/10	Two Times	11/30/12	Three Times	3/25/12
vBKN	vBKN	vWAS		vCLE	vUTA	vUTA	vIND		vCLE		vUTA

38.2 minutes (.537 FG%, .842 FT%), while squaring off head-to-head against NBA MVP Derrick Rose • Averaged 1.8 points and 6.6 minutes (.333 FG%, .400 3FG%) in nine playoff contests against Milwaukee and Orlando in the 2010 postseason • **PLAYOFF CAREER HIGHS:** 23 pts @BOS (5/4/12), 6 rebs (2x), 7 assts (2x), 3 stls @CHI (5/4/11), 2 blks (3x), 9 FGM @BOS (5/4/12), 2 3FGM (5x), 7 FTM vIND (4/29/13), 47 mins @BOS (5/4/12).

**COLLEGIATE CAREER:** Teague was named Honorable Mention All-America by Associated Press after his breakout sophomore season (2008-09), when he averaged team-highs of 18.8 points, 3.5 assists and 1.9 steals, hitting team-best .441 3FGs and .817 FTs (made .485 FGs) • Named All-ACC Second Team • Helped Wake achieve a No. 1 national ranking • Scored in double-digits in last 35 games of his career • Finished with 12 games of 20-points-or-more • Led team in scoring 17 times and in assists on 15 occasions • Just missed a triple-double with 14 points, eight rebounds and eight assists against Baylor • As a freshman in 2007-08, averaged 13.9 points and was named to the ACC All-Freshman Team • Named ACC Rookie of the Week on four occasions • Led team with 55 steals for an average of 1.8 per game • Ranked second on the team with 74 total assists • Scored 20-points-or-more in six games, and led the team in scoring 10 games.

**PERSONAL INFO:** Born in Indianapolis, IN • Son of Shawn and Carol Teague • Has two brothers and two sisters • Brother Marquis plays for the Chicago Bulls • Father played at Missouri and Boston University, where he was coached by Rick Pitino • Majored in religion at Wake • Favorite movie is "Boys in the Hood," and top TV shows are "Breaking Bad" and "Martin" • Enjoys listening to R&B and hip-hop, especially Jay-Z • A big fan of his hometown Indianapolis Colts • Would like to meet Muhammad Ali • Enjoys vacationing in Miami • Says he is afraid of haunted houses • Is on twitter @Teague0.

## CAREER STATS

### NBA REGULAR SEASON

YEAR, TEAM	GP	MINS	FGM	FGA	PCT.	FTM	FTA	PCT.	REBOUNDS			AST	PF	DQ	STL	BLK	PTS	AVG
									OFF	DEF	TOT							
09-10, ATL	71	719	90	227	.396	41	49	.837	5	62	67	122	82	0	34	11	228	3.2
10-11, ATL	70	963	133	304	.438	77	97	.794	11	91	102	138	82	0	45	25	361	5.2
11-12, ATL	66	2183	320	672	.476	140	185	.757	21	138	159	321	145	0	106	37	831	12.6
12-13, ATL	80	2628	439	974	.451	199	226	.881	25	155	180	579	181	1	117	28	1166	14.6
4 YR. TOT	287	6493	982	2177	.451	457	557	.820	62	446	508	1169	490	1	302	101	2586	9.0

THREE-POINT FIELD GOALS IN 09-10:	7-32	(.219)	THREE-POINT FIELD GOALS IN 11-12:	51-149	(.342)
THREE-POINT FIELD GOALS IN 10-11:	18-48	(.375)	THREE-POINT FIELD GOALS IN 12-13:	89-248	(.359)
CAREER THREE-POINT FIELD GOALS: 165-477 (.346)					

### NBA PLAYOFFS

YEAR, TEAM	GP	MINS	FGM	FGA	PCT.	FTM	FTA	PCT.	REBOUNDS			AST	PF	DQ	STL	BLK	PTS	AVG
									OFF	DEF	TOT							
09-10, ATL	9	59	7	21	.333	0	0	---	0	2	2	4	3	0	3	1	16	1.8
10-11, ATL	8	238	37	72	.514	19	23	.826	0	17	17	28	10	0	6	3	94	11.8
11-12, ATL	6	225	30	73	.411	17	19	.895	4	18	22	25	18	0	5	5	84	14.0
12-13, ATL	6	213	27	81	.333	23	28	.821	3	14	17	30	17	0	9	2	80	13.3
4 YR. TOT	29	735	101	247	.409	59	70	.843	7	51	58	87	48	0	23	11	274	9.4

THREE-POINT FIELD GOALS IN 09-10:	2-5	(.400)	THREE-POINT FIELD GOALS IN 11-12:	7-17	(.412)
THREE-POINT FIELD GOALS IN 10-11:	1-7	(.143)	THREE-POINT FIELD GOALS IN 12-13:	3-10	(.300)
PLAYOFF THREE-POINT FIELD GOALS: 13-39 (.333)					



# LOU WILLIAMS

HEIGHT: 6-1  
 WEIGHT: 175  
 HIGH SCHOOL: South Gwinnett, Snellville, GA  
 BIRTHPLACE: Memphis, TN  
 BIRTHDATE: October 27, 1986

NBA EXPERIENCE: 8 years  
 CURRENT NBA SEASON: 9th  
 AGE: 27

## GUARD 3



**HOW LOU JOINED THE HAWKS:** Signed as a free agent on July 12, 2012 • Selected by the Philadelphia 76ers in the second round (45th pick overall) of the 2005 NBA Draft • Re-signed as a restricted free agent with Philadelphia on August 4, 2008.

**LAST SEASON (2012-13):** His first season in Atlanta was cut short by a torn right ACL injury suffered on 1/18 in Brooklyn • Averaged 14.1 points, 3.6 assists, 2.1 rebounds and 1.1 steals in 28.7 minutes (.422 FG%, .367 3FG%, .868 FT%), playing in 39 games (nine starting assignments) • Scored in double-figures 29 times, including eight 20-point efforts • Put up 18.6 ppg, 5.8 apg and 3.9 rpg in 39.0 mpg (.476 FG%, .458 3FG%, .833 FT%) as a starter • Tied career-high with five 3FGM @DET (1/4), and matched it the next night v/BOS (1/5) • Dished out a career-high 12 assists to go with 21 points v/IND (12/29), notching his first career point/assist double-double • Played a career-best 48 minutes v/DET (12/26), finishing with 18 points, eight rebounds, seven assists, two steals and one block • Tied a career-best with three blocks @CHA (1/23) • Missed 43 games due to the injury and subsequent surgery (1/19-4/17) • Underwent surgery on 2/7/13 • **SEASON HIGHS:** 28 pts v/BOS (1/5), 8 rebs v/DET (12/26), 12 assts v/IND (12/29), 4 stls @POR (1/12), 3 blks @CHA (11/23), 9 FGM (2x), 5 3FGM (2x), 10 FTM @WAS (12/18), 48 mins v/DET (12/26).

**PROFESSIONAL CAREER:** Has played in 494 career regular season games (47 starts) with Philadelphia and the Hawks, compiling 11.6 points, 3.0 assists and 2.0 rebounds in 22.4 minutes (.421 FG%, .342 3FG%, .802 FT%) • Has missed 50 games due to injury/illness • In 64 games off the bench in 2011-12, averaged a team and career-high 14.9 points, 3.5 assists and 2.4 rebounds in 26.3 minutes, while shooting .407 FG%, .362 3FG% and .812 FT% • Did not miss a game due to injury but sat out the final two games of the season to rest • Became the first player to lead his team in total points without making a single start since Dell Curry did so for Charlotte in 1993-94 • Became the first player to play at least 60 games and average 14-plus points and three-plus assists while playing fewer than 27 minutes per game since Mahmoud Abdul-Rauf did so for Denver in 1990-91 • Scored 20-or-more points 14 times • Had the fourth-most fourth quarter points of any player and averaged 5.3 in the fourth • In 2010-11, in 75 games off the bench, averaged 13.7 points, 3.4 assists and 2.0 rebounds in 23.3 minutes (.406 FG%, .348 3FG%, .823 FT%) • Led all NBA reserves in FTA for the second time in three seasons • Hit a career-best 88 three-pointers • Ranked 27th in the league in asst-TO ratio (2.47) • In the 2009-10 campaign, in 64 games (38 starts, including first of career on 10/28/09 @Orl), put in 14.0 points, 4.2 assists, 2.9 rebounds and 1.3 steals in 29.9 minutes (.470 FG%, .340 3FG%, .824 FT%) • Ranked 25th in the NBA in asst-TO ratio (2.53) • Tallied 12.8 points, 3.0 assists, 2.0 rebounds and 1.1 steals in 2008-09 (.398 FG%, .790 FT%) • Scored 40.0% of his point total in the fourth quarter, and led the team in fourth-period scoring • Led all NBA subs in FTA • In 80 games during the 2007-08 campaign, averaged 11.5 points, 3.2 assists, 2.0 rebounds and 1.0 steals in 23.3 minutes (.424 FG%, .359 3FG%, .783 FT%) • Scored the fourth-most points of any NBA reserve, tallying 42.3% of his season total in the final frame • In 2006-07, appeared in 61 games as a sub, and averaged 4.3 points, 1.8 assists and 1.1 rebounds in 11.3 minutes (.441 FG%, .324 3FG%, .696 FT%) • Over his final 36 games, had 89 assists and just 31 turnovers (2.87 ratio) • Played three games with the Fort Worth Flyers of the NBA D-League • In his rookie season (2005-06), put up 1.9 points in 4.8 minutes of 30 contests (.442 FG%, .615 FT%).

**PLAYOFF HISTORY:** In 30 games off the bench, averaging 11.1 points, 2.8 assists and 2.1 rebounds in 25.7 minutes while shooting .367 FG% and .750 FT% • In the 2012 postseason against Chicago and Boston, appeared in 13 contests, putting up 11.5 points, 3.0 assists, 2.1 rebounds and 1.0 steals in 27.5 minutes (.352 FG%, .788 FT%) • Played in all five games of Philadelphia's first round series vs. Miami in 2011, averaging 10.8 points, 3.0 assists, 1.6 rebounds and 1.0 steals in 26.0 minutes, while shooting .327 FG%, .300 3FG% and .737 FT% • In the 2009 playoffs, played all six games for the 76ers in their first round series vs. Orlando, averaging 9.7 points, 2.8 assists and 2.5 rebounds in 24.8 minutes (.412 FG%, .375 3FG%, .667 FT%) • Scored 18 pts on 7-11 shooting from the floor and 3-3 shooting from three-point range in Game 1 @Orl (4/19/09) • Played all six games for the Sixers in their first round series vs. Detroit in 2008, averaging 12.0 points,

2.0 assists, 2.0 rebounds and 1.0 steals in 22.5 minutes • Shot .400 from the floor and .733 from the line • **PLAYOFF CAREER HIGHS:** 20 pts @CHI (5/1/12), 7 rebs @BOS (5/14/12), 8 assts v/BOS (5/18/12), 3 stls v/CHI (5/10/12), 1 blk @ORL (4/22/09), 8 FGM @CHI (5/1/12), 3 3FGM @ORL (4/19/09), 9 FTM @DET (4/23/08), 39 mins @BOS (5/14/12).

**HIGH SCHOOL CAREER:** Was named Mr. Basketball in Georgia following his junior (2003-04) and senior (2004-05) seasons at South Gwinnett • Was also the recipient of the 2005 Naismith Award, given to the nation's top high school player • Four time All-State selection • Led South Gwinnett to a 103-16 mark over his career • Tallied 3,338 points, 768 rebounds, 650 assists and 355 steals over his four years • As a senior, put in 27.5 points, 6.6 rebounds and 5.2 assists, leading the Comets to a 26-3 record.

**PERSONAL INFO:** Born in Memphis, TN • Son of Mitch and Janice Faulkner • Has a daughter, Jada Williams (3) • Has a brother, Taurus Stinnett, and a sister, Shaun Haynes • Father Mitch does voiceover work • Originally committed to University of Georgia before deciding to enter the NBA Draft • Founded the Lou Williams Foundation in 2007 • Hosted "Lou's Caps for Kids Drive," as part of the 76ers Drive for Kids program, which collected hats for area pediatric oncology units • Plans to continue his community efforts when his playing career ends • Enjoys traveling • Most embarrassing moment was when Steve Nash crossed him over and made him fall during his rookie season • Is a rapper, and enjoys listening to Meek Mill • Favorite TV show is "Entourage," top movie is "The Five Heartbeats" • Roots for the Atlanta Falcons • Enjoys Italian and Mexican food • Had his No. 23 basketball jersey retired at South Gwinnett High School in 2006 • Surprised his teammates with a trip to South Gwinnett for an open training camp practice and scrimmage in 2012 • Always puts his right shoe and sock on first • In his free time, likes bowling and creating music • Top vacation spot is the Dominican Republic • Wears size 12 Jordans • Hosted his own radio show in Philadelphia • On twitter @TeamLou23.



PLAYERS

### CAREER STATS

#### NBA REGULAR SEASON

YEAR, TEAM	GP	MINS	FGM	FGA	PCT.	FTM	FTA	PCT.	REBOUNDS			AST	PF	DQ	STL	BLK	PTS	AVG
									OFF	DEF	TOT							
05-06, PHIL	30	145	23	52	.442	8	13	.615	3	16	19	10	13	0	5	0	56	1.9
06-07, PHIL	61	688	93	211	.441	64	92	.696	17	53	70	110	42	0	22	1	262	4.3
07-08, PHIL	80	1862	319	752	.424	227	290	.783	41	126	167	253	130	0	81	13	920	11.5
08-09, PHIL	81	1919	336	844	.398	304	385	.790	36	129	165	242	128	0	85	14	1039	12.8
09-10, PHIL	64	1912	318	677	.470	192	233	.824	25	162	187	268	110	1	80	15	898	14.0
10-11, PHIL	75	1747	323	785	.412	253	356	.711	17	149	202	252	128	1	47	17	1027	13.7
11-12, PHIL	64	1682	318	782	.407	237	292	.812	30	125	155	221	90	0	53	18	956	14.9
12-13, ATL	39	1119	187	443	.422	105	121	.868	8	72	80	139	55	0	44	10	551	14.1
<b>8 YR. TOT</b>	<b>494</b>	<b>11074</b>	<b>1917</b>	<b>4556</b>	<b>.421</b>	<b>1430</b>	<b>1782</b>	<b>.802</b>	<b>192</b>	<b>800</b>	<b>992</b>	<b>1495</b>	<b>696</b>	<b>2</b>	<b>417</b>	<b>88</b>	<b>5709</b>	<b>11.6</b>

THREE-POINT FIELD GOALS IN 05-06:	2-9	(.222)	THREE-POINT FIELD GOALS IN 09-10:	70-206	(.340)
THREE-POINT FIELD GOALS IN 06-07:	12-37	(.324)	THREE-POINT FIELD GOALS IN 10-11:	88-253	(.348)
THREE-POINT FIELD GOALS IN 07-08:	55-153	(.359)	THREE-POINT FIELD GOALS IN 11-12:	83-229	(.362)
THREE-POINT FIELD GOALS IN 08-09:	63-220	(.286)	THREE-POINT FIELD GOALS IN 12-13:	72-196	(.367)

CAREER THREE-POINT FIELD GOALS: 445-1303 (.342)

#### NBA PLAYOFFS

YEAR, TEAM	GP	MINS	FGM	FGA	PCT.	FTM	FTA	PCT.	REBOUNDS			AST	PF	DQ	STL	BLK	PTS	AVG
									OFF	DEF	TOT							
07-08, PHIL	6	135	24	60	.400	22	30	.733	3	9	12	12	11	0	6	0	72	12.0
08-09, PHIL	6	149	21	51	.412	10	15	.667	2	13	15	17	10	0	3	1	58	9.7
10-11, PHIL	5	130	17	52	.327	14	19	.737	0	8	8	15	6	0	5	0	54	10.8
11-12, PHIL	13	358	50	142	.352	41	52	.788	3	24	27	39	17	0	13	0	149	11.5
<b>4 YR. TOT</b>	<b>30</b>	<b>1544</b>	<b>112</b>	<b>305</b>	<b>.367</b>	<b>87</b>	<b>116</b>	<b>.750</b>	<b>8</b>	<b>54</b>	<b>62</b>	<b>83</b>	<b>44</b>	<b>0</b>	<b>27</b>	<b>1</b>	<b>333</b>	<b>11.1</b>

THREE-POINT FIELD GOALS IN 07-08:	2-9	(.222)	THREE-POINT FIELD GOALS IN 10-11:	6-20	(.300)
THREE-POINT FIELD GOALS IN 08-09:	6-16	(.375)	THREE-POINT FIELD GOALS IN 11-12:	8-48	(.167)

PLAYOFF THREE-POINT FIELD GOALS: 22-93 (.237)

### CAREER HIGHS

Points	FGM	FGA	3FGM	3FGA	FTM	FTA	Rebounds	Assists	Steals	Blocks	Minutes
31	12	21	5	9	15	17	10	12	6	3	48
11/20/09	11/20/09	1/19/09	Four Times	Two Times	11/2/10	11/2/10	Two Times	12/29/12	12/20/09	Three Times	12/26/12
v/MEM	v/MEM	v/DAL			@WAS	@WAS		v/IND	v/MEM		v/DET

HAWKS.COM

PLAYERS



2012-13 REVIEW

12 JOHN JENKINS

ATL









# 12-13 SEASON REVIEW

## HIGH GAMES

C - Career High / T - Ties Career High

PLAYER	MINUTES	FIELD GOALS	FREE THROWS	REBOUNDS		TOTAL	ASSISTS	STEALS	TURNOVERS	BLOCKED SHOTS	POINTS
				OFFENSIVE	DEFENSIVE						
Devin Harris	43 vs. Cleve.	8 Apr. 1 vs. Cleve.	8 Apr. 1 vs. Cleve.	1 (6) vs. Cleve.	4 (9) Apr. 12 vs. Milw.	4 (11) Apr. 12 vs. Milw.	9 Mar. 9 vs. Bkn.	4 Jan. 16 vs. Bkn.	5 Mar. 1 at Phoe.	3T Nov. 23 at Cha.	25 Apr. 1 vs. Cleve.
Al Horford	51 Jan. 25 vs. Bos.	10T Jan. 25 vs. Bos.	10T Jan. 25 vs. Bos.	7 (2) Mar. 9 vs. Bkn.	15 Feb. 25 at Det.	22T Feb. 25 at Det.	10C Apr. 5 vs. Wash.	4 (2) Mar. 17 at Bkn.	5 (5) Apr. 5 vs. Phil.	5 Feb. 27 at Utah	34C Feb. 27 at Utah
John Jenkins	39C Apr. 17 at NY	9C Feb. 5 at Ind.	9C Feb. 5 at Ind.	2C (2) Mar. 4 at Den.	4C (3) Mar. 17 at Bkn.	5C (2) Mar. 17 at Bkn.	6C Apr. 10 at Phil.	2C (2) Mar. 17 at Bkn.	3C (4) Apr. 6 at SA	2C Jan. 8 at Minn.	23C Apr. 6 at SA
Ivan Johnson	34C (2) Mar. 30 vs. Ori.	7 (3) Mar. 30 vs. Ori.	7 (3) Mar. 30 vs. Ori.	6T Apr. 17 at Cha.	9T Jan. 23 at Cha.	15C Jan. 23 at Cha.	4C Mar. 27 at Tor.	4 Mar. 25 at Ind.	4 Apr. 12 vs. Milw.	2T Apr. 12 vs. Ori.	21T Mar. 30 vs. Ori.
Dahntay Jones (Dal-Atl)	43C Apr. 6 at SA	5 (6) Apr. 17 at NY	5 (6) Apr. 17 at NY	3 Apr. 17 at NY	4 (2) Dec. 18 vs. Phil.	6 Apr. 17 at NY	4 Dec. 10 vs. Sac.	3 (2) Apr. 6 at SA	3 Mar. 12 at Mia.	2 Feb. 13 vs. Sac.	13 Mar. 17 at Bkn.
Dahntay Jones (Atl)	43C Apr. 6 at SA	5 (2) Apr. 17 at NY	5 (2) Apr. 17 at NY	3 Apr. 17 at NY	3 (3) Apr. 17 at NY	6 Apr. 17 at NY	3 Mar. 4 at Den.	3 (2) Apr. 6 at SA	3 Mar. 12 at Mia.	1 Feb. 25 at Det.	13 Mar. 17 at Bkn.
Kyle Korver	45 Nov. 21 vs. Wash.	9 Apr. 3 vs. NY	5 Jan. 27 at NY	3 (2) Feb. 13 at Ori.	8 Jan. 19 vs. SA	8 (2) Mar. 1 at Phoe.	8 Feb. 5 at Ind.	4 Dec. 19 vs. OKC	3 (3) Feb. 23 at Mia.	3 (3) Dec. 28 at Cleve.	27 Jan. 25 vs. Bos.
Shelvin Mack (Was-Phi-Atl)	35C Apr. 17 at NY	2 (2) Apr. 17 at NY	2 (2) Apr. 17 at NY	1 (3) Jan. 6 at Mia.	5T Dec. 26 vs. Cleve.	6T Dec. 26 vs. Cleve.	9C Mar. 29 at Bos.	2T (3) Apr. 17 at NY	4 Apr. 17 at NY	0	14C Apr. 17 at NY
Shelvin Mack (Atl)	35C Apr. 17 at NY	2 (2) Apr. 17 at NY	2 (2) Apr. 17 at NY	1 (3) Jan. 6 at Mia.	5T Dec. 26 vs. Cleve.	6T Dec. 26 vs. Cleve.	9C Mar. 29 at Bos.	2T (3) Apr. 17 at NY	4 Apr. 17 at NY	0	14C Apr. 17 at NY
Anthony Morrow	25 (2) Dec. 12 at Ori.	4 Dec. 8 at Mem.	4 Dec. 8 at Mem.	2 (2) Dec. 22 vs. Chi.	4 Dec. 8 at Mem.	5 Dec. 8 at Mem.	3 Dec. 10 at Mem.	3 Nov. 4 at OKC	1 (4) Dec. 10 at Mia.	1 Nov. 12 at Port.	17 Nov. 9 vs. Mia.
Zaza Pachulia	39 Jan. 16 vs. Bkn.	7 (2) Dec. 29 vs. Ind.	5 (4) Dec. 28 at Cleve.	8 Feb. 23 at Milw.	9 (2) Dec. 29 vs. Ind.	14 (2) Dec. 29 vs. Ind.	8C Jan. 16 vs. Bkn.	4T Nov. 14 at GS	4 (2) Dec. 21 at Phil.	2 Nov. 12 at Port.	19 Nov. 24 vs. LAC
Jannerquo Pargo	25 Jan. 21 vs. Minn.	6 Jan. 21 vs. Minn.	2 Feb. 5 at Ind.	1 Jan. 25 vs. Bos.	2 (2) Feb. 5 at Ind.	3 Jan. 25 vs. Bos.	5 (2) Feb. 5 at Ind.	1 (3) Feb. 5 at Ind.	2 Jan. 23 at Ind.	0	16 Jan. 21 vs. Minn.
Johan Petro	31 Apr. 6 at SA	5 (3) Apr. 6 at SA	4 Apr. 16 vs. Tor.	4 (3) Apr. 6 at SA	11 (2) Apr. 17 at NY	15T Apr. 6 at SA	2 (4) Apr. 17 at NY	1S Mar. 3 at LAL	4 Mar. 24 at Milw.	2 Mar. 3 at LAL	11 Apr. 6 at SA

## HIGH GAMES, CONT.

C - Career High / T - Ties Career High

PLAYER	MINUTES	FIELD GOALS	FREE THROWS	REBOUNDS		TOTAL	ASSISTS	STEALS	TURNOVERS	BLOCKED SHOTS	POINTS
				OFFENSIVE	DEFENSIVE						
Mike Scott	36C (2) Apr. 17 at NY	10C Apr. 17 at NY	7C (2) Mar. 29 at Bos.	6C Apr. 16 vs. Tor.	9C Apr. 17 at NY	14C Apr. 17 at NY	2C Apr. 6 at SA	2C Jan. 21 vs. Minn.	4C Dec. 22 vs. Chi.	1C (2) Dec. 25 at Ind.	23C Apr. 17 at NY
Josh Smith	48 Dec. 26 vs. Det.	15T Jan. 23 at Cha.	7 Mar. 30 vs. Ori.	6 Dec. 7 vs. Wash.	13 Mar. 20 vs. Milw.	16 Mar. 20 vs. Milw.	9 Feb. 20 vs. Milw.	4 (2) Apr. 12 at Cha.	7 Jan. 23 at Cha.	6 Jan. 9 at Cleve.	32 Mar. 8 at Bos.
DeShawn Stevenson	38 Nov. 12 at Port.	5 (3) Feb. 25 at Det.	2 (3) Feb. 25 at Det.	2 (2) Mar. 29 at Bos.	6 (2) Dec. 13 vs. Cha.	7 Dec. 13 vs. Cha.	4 Nov. 30 vs. Cleve.	2 (7) Apr. 1 vs. Cleve.	4 Nov. 23 at Cha.	1 (6) Mar. 15 vs. Phoe.	17 Feb. 22 vs. Sac.
Jeff Teague	46 Nov. 21 vs. Wash.	12C Jan. 16 vs. Bkn.	8 Dec. 26 vs. Det.	2 (3) Jan. 19 vs. SA	5 Nov. 7 vs. Ind.	6 Nov. 7 vs. Ind.	15T Mar. 17 at Bkn.	6C Nov. 30 vs. Cleve.	6 (3) Apr. 3 vs. NY	3T Feb. 22 vs. Sac.	28C Jan. 16 vs. Bkn.
Anthony Tolliver	36 Mar. 4 at Den.	7 Mar. 6 vs. Phil.	4 (3) Apr. 16 vs. Tor.	4 Mar. 6 vs. Phil.	7 Apr. 5 vs. Phil.	8 Mar. 6 vs. Phil.	5 Mar. 8 at Bos.	2 (3) Apr. 16 vs. Tor.	3 Nov. 12 at Port.	3 Feb. 22 vs. Sac.	21 Mar. 6 vs. Phil.
Jeremy Tyler (GS-Atl)	12 Jan. 5 at LAC	3 Nov. 9 at LAL	2 Nov. 18 at OKG	2 Feb. 9 at Dall.	3 Mar. 4 at Den.	4 Feb. 9 at Dall.	1 Jan. 5 at LAC	1 Nov. 9 at LAL	1 (6) Feb. 9 at Dall.	1 (2) Jan. 5 at LAC	6 Nov. 9 at LAL
Jeremy Tyler (Atl)	5 Mar. 4 at Den.	0	0	0	3 Mar. 4 at Den.	3 Mar. 4 at Den.	0	0	0	0	0
Lou Williams	46C Dec. 26 vs. Det.	9 (2) Jan. 5 vs. Bos.	10 Dec. 18 at Wash.	1 (8) Jan. 16 vs. Bkn.	8 Dec. 26 vs. Det.	8 Dec. 26 vs. Det.	12C Dec. 29 vs. Ind.	4 Nov. 12 at Port.	5T Dec. 28 at Cleve.	3T Nov. 23 at Cha.	28 Jan. 5 vs. Bos.
HAWKS High Games	290 (2) Jan. 25 vs. Bos.	49 (2) Apr. 10 at Phil.	27 Jan. 25 vs. Bos.	19 Dec. 5 vs. Den.	43 Mar. 13 vs. LAL	54 Feb. 13 at Ori.	35 Dec. 26 vs. Det.	14 (4) Mar. 12 vs. Milw.	24 Mar. 12 at Mia.	15 Nov. 23 at Cha.	126 Dec. 26 vs. Det.
HAWKS Low Games	240 (77) Apr. 17 at NY	24 Jan. 14 at Chi.	2 Jan. 9 at Cleve.	3 (2) Mar. 3 at LAL	18 Nov. 30 vs. Cleve.	28 Nov. 30 vs. Cleve.	14 Apr. 17 at NY	1 Mar. 13 at Tor.	6 Feb. 22 vs. Sac.	0 Mar. 27 at Tor.	58 Jan. 14 at Chi.
OPPONENTS High Games	290 (2) Jan. 25 vs. Bos.	51 Mar. 18 vs. Dall.	31 Feb. 5 at Ind.	23 Nov. 2 vs. Hou.	44 (3) Jan. 14 at Chi.	62 Dec. 26 vs. Det.	33 Mar. 18 vs. Dall.	16 Nov. 23 at Cha.	24 Mar. 15 vs. Phoe.	13 Jan. 14 at Chi.	127 Mar. 18 vs. Dall.
OPPONENTS Low Games	240 (77) Apr. 17 at NY	30 (3) Jan. 18 at Bkn.	3 Dec. 21 at Phil.	2 Mar. 8 at Bos.	19 Jan. 16 vs. Bkn.	26 Jan. 27 at NY	12 Mar. 30 vs. Ori.	3 (2) Feb. 22 vs. Sac.	8 (2) Mar. 13 vs. LAL	0 (3) Apr. 10 at Phil.	72 Nov. 19 vs. Ori.

## 12-13 REVIEW



# 12-13 SEASON REVIEW

## GAME BY GAME RESULTS

Date	RESULTS		RECORDS		HIGH SCORERS				
	Opponent	W - L	Score	Home	Road	Total	Attendance	Atlanta	Opponent
11-2	HOUSTON	L	109-102	0-1		0-1	*18,238	Williams/22	Harden/45
11-4	@ Oklahoma City	W	104-95	1-1	1-0	1-1	18,203	Horford/23	Martin/28
11-7	INDIANA	W	89-86	1-1		2-1	10,684	Horford/16	Two w/20
11-9	MIAMI	L	95-89	1-2		2-2	16,785	Teague/20	Bosh/24
11-11	@ LA Clippers	L	89-76		1-1	2-3	19,060	Griffin/16	Griffin/16
11-12	@ Portland	L	95-87		2-1	3-3	19,095	Smith/19	Two w/19
11-14	@ Golden State	L	92-88		2-2	3-4	18,107	Williams/18	Barnes/19
11-16	@ Sacramento	W	112-96		3-2	4-4	11,814	Korver/22	Thompson/19
11-19	ORLANDO	W	81-72	2-2		5-4	15,066	Horford/15	Davis/11
11-21	WASHINGTON	W	101-100 (OT)	3-2		6-4	11,338	Smith/25	Seraphin/21
11-23	@ Charlotte	W	101-91	4-2	4-2	7-4	17,868	Horford/26	Sessions/22
11-24	LA CLIPPERS	W	104-93	5-2		8-4	16,024	Two w/19	Griffin/22
11-28	CHARLOTTE	W	94-91	5-2		9-4	10,162	Two w/17	Gordon/26
11-30	CLEVELAND	L	113-111	5-3		9-5	13,094	Smith/25	Paro/22
12-5	DENVER	W	108-104	6-3		10-5	14,101	Horford/25	Lawsen/32
12-7	WASHINGTON	W	104-95	7-3		11-5	13,067	Smith/23	Seraphin/19
12-8	@ Memphis	W	93-83		5-2	12-5	17,612	Smith/24	Two w/18
12-10	@ Miami	L	101-92		5-3	12-6	19,600	Smith/22	James/27
12-12	@ Orlando	W	86-80		6-3	13-6	16,992	Two w/16	Affalo/16
12-13	CHARLOTTE	W	113-90	8-3		14-6	13,090	Harris/20	Handerson/17
12-15	GOLDEN STATE	L	115-93	8-4		14-7	15,145	Horford/17	Lee/20
12-18	Washington	W	100-95 (OT)		7-3	15-7	15,123	Williams/24	Crawford/27
12-19	OKLAHOMA CITY	L	100-92	8-5		15-8	16,284	Teague/19	Durant/41
12-21	@ Philadelphia	L	99-80		7-4	15-9	18,061	Smith/17	Turner/21
12-22	CHICAGO	W	92-75	9-5		16-9	17,782	Horford/20	Deng/11
12-26	DETROIT	W	125-119 (2 OT)	10-5		17-9	15,182	Smith/31	Bynum/31
12-28	@ Cleveland	W	102-94		8-4	18-9	19,443	Teague/27	Living/28
12-29	INDIANA	W	109-100	11-5		19-9	16,558	Williams/21	West/29
12-31	@ Houston	L	123-104		8-5	19-10	18,160	Williams/21	Harden/28
1-1	@ New Orleans	W	95-86		9-5	20-10	12,712	Smith/23	Anderson/23
1-4	@ Detroit	L	85-84		9-6	20-11	14,832	Smith/20	Daye/20
1-5	BOSTON	L	89-81	11-6		20-12	*19,159	Williams/28	Pierce/26
1-8	Minnesota	L	108-103		9-7	20-13	15,988	Two w/21	Pekovic/25
1-9	@ Cleveland	L	98-83		9-8	20-14	13,149	Smith/17	Living/23
1-11	UTAH	W	103-95	12-6		21-14	12,064	Harris/24	Foye/25
1-12	@ Washington	L	95-83		9-9	21-15	15,331	Teague/19	Two w/16
1-14	@ Chicago	L	97-98		9-10	21-16	21,430	Scott/10	Bozzer/20
1-16	BROOKLYN	W	109-96	13-6		22-16	15,029	Teague/28	Lopez/22
1-18	@ Brooklyn	L	94-89		9-11	22-17	17,732	Williams/24	Williams/24
1-19	SAN ANTONIO	L	98-93	13-7		22-18	*18,255	Smith/21	Parker/23
1-21	MINNESOTA	W	104-96	14-7		23-18	13,808	Horford/28	Williams/17

## GAME BY GAME RESULTS

Date	RESULTS		RECORDS		HIGH SCORERS				
	Opponent	W - L	Score	Home	Road	Total	Attendance	Atlanta	Opponent
1-23	@ Charlotte	W	104-92	15-7	10-11	24-18	12,534	Smith/30	Sessions/27
1-25	BOSTON	L	123-111 (2 OT)			25-18	15,595	Korver/27	Garnett/24
1-27	@ New York	L	106-104		10-12	25-19	19,033	Teague/27	Anthony/42
1-30	TORONTO	W	93-92	16-7		26-19	12,021	Horford/22	DeRozan/23
2-2	CHICAGO	L	93-76	16-8		26-20	17,898	Smith/19	Deng/25
2-5	@ Indiana	L	114-103		10-13	26-21	12,578	Teague/24	George/29
2-6	MEMPHIS	W	103-92	17-8		27-21	13,198	Teague/22	Randolph/20
2-8	NEW ORLEANS	L	111-100	17-9		27-22	14,022	Smith/23	Gordon/27
2-11	@ Dallas	W	105-101		11-13	28-22	19,654	Smith/26	Nowitzki/24
2-13	@ Orlando	W	108-76		12-13	29-22	17,649	Smith/30	Two w/10
2-20	MIAMI	L	103-90	17-10		29-23	*18,238	Horford/27	James/24
2-22	SACRAMENTO	W	122-108	18-10		30-23	15,031	Horford/24	Thomas/30
2-23	@ Milwaukee	W	103-102		13-13	31-23	18,289	Two w/23	Ilyasova/19
2-25	@ Detroit	W	114-103		14-13	32-23	12,417	Two w/23	Stuckey/22
2-27	@ Utah	W	102-91		15-13	33-23	19,267	Horford/34	Jefferson/26
3-1	@ Phoenix	L	92-87		15-14	33-24	15,269	Horford/20	Dragic/19
3-3	@ LA Lakers	L	99-98		15-15	33-25	18,997	Horford/24	Bryant/34
3-4	@ Denver	L	104-88		15-16	33-26	17,554	Horford/18	Brewer/22
3-6	PHILADELPHIA	W	107-96	19-10		34-26	13,018	Teague/27	Wilkins/21
3-8	@ Boston	L	107-102 (OT)		15-17	34-27	18,624	Smith/21	Pierce/27
3-9	BROOKLYN	L	93-80	19-11		34-28	17,282	Horford/15	Two w/18
3-12	@ Miami	L	98-81		15-18	34-29	20,350	Smith/15	Wade/23
3-15	LA LAKERS	W	96-92	20-11		35-29	*19,163	Harris/17	Bryant/31
3-17	PHOENIX	W	107-94	21-11		36-29	14,282	Smith/17	Dragic/21
3-18	@ Brooklyn	W	105-93		16-18	37-29	17,732	Horford/22	Two w/18
3-20	DALLAS	L	127-113	21-12		37-30	14,505	Teague/19	Collison/24
3-22	MILWAUKEE	W	98-90	22-12		38-30	11,920	Teague/27	Jennings/21
3-24	PORTLAND	L	104-93	22-13		38-31	16,348	Smith/24	Matthews/28
3-24	@ Milwaukee	W	104-99		17-18	39-31	17,567	Horford/24	Ellis/20
3-25	@ Indiana	W	100-94		17-19	39-32	14,336	Smith/20	Green/19
3-27	@ Toronto	W	107-88		18-19	40-32	18,206	Horford/26	Valanciunas/19
3-29	@ Boston	L	118-107		18-20	40-33	18,624	Scott/19	Green/27
3-30	ORLANDO	W	97-88	23-13		41-33	17,152	Two w/21	Udrih/20
4-1	CLEVELAND	W	102-94	24-13		42-33	13,026	Harris/25	Speights/23
4-3	NEW YORK	L	95-82	24-14		42-34	17,404	Korver/25	Anthony/40
4-5	PHILADELPHIA	L	101-90	24-15		42-35	17,020	Smith/19	Turner/24
4-6	@ San Antonio	L	99-97		18-21	42-36	18,581	Jenkins/23	Duncan/31
4-10	@ Philadelphia	W	124-101	25-15		43-36	17,178	Smith/28	T. Young/27
4-12	MILWAUKEE	W	109-104	25-16		44-36	16,908	Two w/24	Ellis/28
4-16	TORONTO	L	113-96		19-21	44-37	15,200	Korver/13	DeRozan/30
4-17	@ New York	L	98-92		19-22	44-38	19,033	Scott/23	Copeland/33

\* Home sellouts

### 12-13 REVIEW



## GAME BY GAME / QUARTER BY QUARTER RESULTS

ATLANTA'S TOTALS ARE LISTED FIRST UNDER QUARTER SEQUENCE											
Game	Date	Opponent	1st	2nd	3rd	4th	OT	2 OT	3 OT	Final	W-L
1	11-02-12	HOUSTON	21-28	23-25	30-28	28-28				102-109	0-1
2	11-04-12	@ Oklahoma City	30-22	17-29	28-23	29-21				104-95	1-1
3	11-07-12	MIAMI	22-25	29-25	24-27	24-9				89-86	2-1
4	11-09-12	MIAMI	25-25	21-17	25-30	18-23				89-95	2-2
5	11-11-12	@ LA Clippers	19-18	18-21	23-26	16-24				76-89	2-3
6	11-12-12	@ Portland	28-22	28-25	19-20	20-20				95-87	3-3
7	11-14-12	@ Golden State	21-22	25-32	14-17	28-21				88-92	3-4
8	11-16-12	@ Sacramento	34-20	24-36	28-14	26-26				112-96	4-4
9	11-19-12	ORLANDO	21-23	20-14	24-12	16-23				81-72	5-4
10	11-21-12	WASHINGTON	26-24	24-23	18-19	22-24	11-10			101-100	6-4
11	11-23-12	@ Charlotte	30-23	27-28	23-23	21-17				101-91	7-4
12	11-24-12	LA CLIPPERS	30-23	27-28	23-23	21-17				104-93	8-4
13	11-28-12	CHARLOTTE	20-18	23-27	28-20	23-26				94-91	9-4
14	11-30-12	CLEVELAND	29-27	38-29	24-26	20-31				111-113	9-5
15	12-05-12	DENVER	27-26	28-25	30-27	23-26				108-104	10-5
16	12-07-12	WASHINGTON	31-19	23-22	26-30	24-24				104-95	11-5
17	12-08-12	@ Memphis	21-22	20-25	32-13	20-23				93-83	12-5
18	12-10-12	@ Miami	26-28	28-28	20-26	18-19				92-101	12-6
19	12-12-12	@ Orlando	20-15	26-19	26-26	14-20				86-80	13-6
20	12-13-12	CHARLOTTE	30-19	30-24	31-31	22-16				113-90	14-6
21	12-15-12	GOLDEN STATE	26-26	23-36	19-26	25-27				93-115	14-7
22	12-18-12	@ Washington	28-22	24-24	20-23	18-21				100-95	15-7
23	12-19-12	OKLAHOMA CITY	20-23	21-32	25-18	26-27	10-5			92-100	15-8
24	12-21-12	@ Philadelphia	23-30	22-21	19-21	16-27				80-99	15-9
25	12-22-12	CHICAGO	17-21	36-16	25-17	14-21				92-75	16-9
26	12-26-12	DETROIT	28-13	22-32	31-17	20-39	7-7	18-11		126-119	17-9
27	12-28-12	@ Cleveland	25-26	30-28	20-26	27-14				102-94	18-9
28	12-29-12	INDIANA	33-26	22-22	28-22	26-30				109-100	19-9
29	12-31-12	@ Houston	27-26	19-38	29-26	29-33				104-123	19-10
30	1-01-13	@ New Orleans	22-26	22-24	28-14	23-22				95-86	20-10
31	1-04-13	BOSTON	20-25	16-26	26-23	22-11				84-85	20-11
32	1-05-13	BOSTON	31-18	22-20	9-33	19-18				81-89	20-12
33	1-08-13	@ Minnesota	20-30	22-28	29-27	32-23				103-108	20-13
34	1-09-13	@ Cleveland	28-29	12-20	33-28	20-22				83-99	20-14
35	1-11-13	UTAH	22-25	21-22	25-29	35-19				103-95	21-14
36	1-12-13	@ Washington	17-27	33-24	16-22	17-20				83-93	21-15
37	1-14-13	@ Chicago	15-26	5-22	17-23	21-26				98-97	21-16
38	1-16-13	BROOKLYN	27-20	29-20	32-29	21-26				109-95	22-16
39	1-18-13	@ Brooklyn	29-29	20-20	25-25	15-20				89-94	22-17
40	1-19-13	SAN ANTONIO	16-25	26-27	28-20	23-26				93-98	22-18
41	1-21-13	MINNESOTA	18-31	26-27	26-19	34-19				104-96	23-18

## GAME BY GAME / QUARTER BY QUARTER RESULTS

ATLANTA'S TOTALS ARE LISTED FIRST UNDER QUARTER SEQUENCE											
Game	Date	Opponent	1st	2nd	3rd	4th	OT	2 OT	3 OT	Final	W-L
42	1-23-13	@ Charlotte	28-20	25-26	26-21	25-25				104-92	24-18
43	1-25-13	BOSTON	10-29	28-28	31-16	29-25				123-111	25-18
44	1-27-13	@ New York	25-27	27-25	22-30	30-24	9-9	16-4		104-106	25-19
45	1-30-13	TORONTO	20-23	25-32	30-14	18-23				93-92	26-19
46	2-02-13	CHICAGO	17-24	27-19	16-26	16-24				76-83	26-20
47	2-05-13	@ Indiana	21-18	28-32	21-31	33-33				103-114	26-21
48	2-06-13	MEMPHIS	26-22	32-26	22-14	23-30				103-92	27-21
49	2-08-13	NEW ORLEANS	26-25	29-25	16-29	29-32				100-111	27-22
50	2-11-13	@ Dallas	31-23	18-25	33-33	23-20				105-101	28-22
51	2-13-13	@ Orlando	25-19	32-17	33-20	18-20				108-76	29-22
52	2-20-13	MIAMI	17-24	32-21	24-18	17-40				90-103	29-23
53	2-22-13	SACRAMENTO	25-33	36-30	32-25	29-20				122-108	30-23
54	2-23-13	@ Milwaukee	19-27	35-26	22-27	27-22				103-102	31-23
55	2-25-13	@ Detroit	27-24	34-27	27-19	26-33				114-103	32-23
56	2-27-13	@ Utah	30-25	26-23	26-18	20-25				102-91	33-23
57	3-01-13	@ Phoenix	19-21	20-23	22-28	26-20				87-92	33-24
58	3-03-13	@ LA Lakers	26-30	19-22	28-27	25-20				98-99	33-25
59	3-04-13	@ Denver	27-28	23-30	23-23	15-23				88-104	33-26
60	3-06-13	PHILADELPHIA	26-19	33-28	32-23	16-26				107-96	34-26
61	3-08-13	@ Boston	26-28	21-24	21-20	26-22	8-13			102-107	34-27
62	3-09-13	BROOKLYN	23-23	14-28	20-25	23-17				80-93	34-28
63	3-12-13	@ Miami	18-26	26-31	21-22	16-19				81-98	34-29
64	3-13-13	LA LAKERS	26-19	29-24	21-31	20-18				96-92	35-29
65	3-15-13	PHOENIX	27-23	30-23	25-22	25-26				107-94	36-29
66	3-17-13	@ Brooklyn	21-24	30-25	20-24	34-20				105-93	37-29
67	3-18-13	DALLAS	25-34	30-34	30-30	28-29				113-127	37-30
68	3-20-13	MILWAUKEE	18-18	30-25	19-16	21-31				98-90	38-30
69	3-22-13	PORTLAND	24-21	21-24	31-28	17-31				93-104	38-31
70	3-24-13	@ Milwaukee	24-24	26-25	24-25	30-25				104-99	39-31
71	3-25-13	@ Indiana	26-26	17-32	20-27	31-15				94-100	39-32
72	3-27-13	@ Toronto	20-25	24-29	31-21	32-13				107-88	40-32
73	3-29-13	@ Boston	30-32	26-34	24-26	27-26				107-118	40-33
74	3-30-13	ORLANDO	23-27	22-17	22-16	30-28				97-88	41-33
75	4-01-13	CLEVELAND	25-19	27-25	27-24	23-26				102-94	41-33
76	4-03-13	NEW YORK	18-23	22-24	28-21	14-27				82-95	42-34
77	4-05-13	PHILADELPHIA	26-40	19-18	20-25	25-18				90-101	42-35
78	4-06-13	@ San Antonio	20-21	20-30	29-22	28-26				97-99	42-36
79	4-10-13	@ Philadelphia	29-27	30-24	34-22	31-28				124-101	43-36
80	4-12-13	MILWAUKEE	24-30	16-24	35-28	34-22				109-104	44-36
81	4-16-13	TORONTO	27-30	24-38	24-28	21-17				96-113	44-37
82	4-17-13	@ New York	16-25	23-20	29-29	24-24				92-98	44-38



# 12-13 SEASON REVIEW

## HAWKS TEAM STATISTICS

### 2012-13 ATLANTA HAWKS TEAM STATISTICS

OPPONENT	Fds	Pct.	3FGs	Pct.	Fts	Pct.	Off-Def-REB	A	PF	ST	TO	B	Pts
HOUSTON	40-83	.471	7-22	.318	15-17	.882	7-29-36	23	26	12	13	4	102
@ Oklahoma City	41-83	.494	8-25	.320	14-20	.700	12-26-38	20	20	12	11	1	104
INDIANA	38-87	.437	7-22	.318	6-12	.500	17-34-51	24	15	4	17	3	89
MIAMI	34-81	.420	9-25	.360	12-16	.750	7-29-36	20	16	4	13	5	89
@ LA Clippers	30-72	.417	9-25	.360	7-16	.438	10-31-41	20	12	3	22	9	76
@ Portland	35-79	.443	7-18	.389	18-22	.818	6-35-41	20	22	14	17	4	95
@ Golden State	34-78	.436	7-23	.304	13-18	.722	5-24-29	21	18	11	12	4	88
@ Sacramento	42-76	.553	8-15	.533	20-27	.741	10-32-42	24	14	8	15	5	112
ORLANDO	34-89	.382	5-25	.200	8-13	.615	11-37-48	18	18	12	15	4	81
WASHINGTON	40-92	.435	9-25	.360	12-21	.571	10-27-37	30	25	12	14	5	101
@ Charlotte	42-78	.538	11-22	.500	6-14	.429	7-34-41	29	18	6	22	15	101
LA CLIPPERS	38-75	.507	7-17	.412	21-26	.808	8-31-39	26	18	5	19	2	104
CHARLOTTE	36-90	.400	12-32	.375	10-15	.667	15-29-44	28	18	9	9	9	94
CLEVELAND	38-78	.487	12-20	.600	22-32	.719	10-18-28	25	18	12	12	5	111
DENVER	42-95	.442	8-22	.364	16-19	.842	19-28-47	24	19	13	14	5	108
WASHINGTON	41-85	.482	10-26	.385	12-19	.632	15-32-47	23	19	7	14	1	104
@ Memphis	34-77	.442	7-17	.412	1-25	.720	14-30-44	20	16	10	16	3	93
@ Miami	32-75	.427	9-28	.321	19-20	.950	8-24-32	16	16	8	14	1	92
@ Orlando	35-80	.438	6-22	.273	10-16	.625	8-35-43	16	11	11	14	6	86
CHARLOTTE	43-75	.573	14-29	.483	13-23	.565	7-34-41	28	14	8	14	3	113
GOLDEN STATE	31-84	.369	5-26	.192	26-36	.722	10-35-45	21	15	6	11	3	93
@ Washington	34-78	.436	9-24	.375	23-34	.676	9-40-49	20	20	10	17	9	100
OKLAHOMA CITY	36-94	.383	9-24	.375	11-17	.647	14-30-44	21	19	11	11	6	92
@ Philadelphia	31-79	.392	9-25	.360	9-12	.750	13-24-37	20	15	7	17	3	80
CHICAGO	38-77	.494	7-19	.368	9-10	.900	12-35-45	24	9	7	17	4	92
DETROIT	46-98	.469	11-33	.333	23-31	.742	8-39-47	35	18	11	10	6	126
@ Cleveland	44-80	.487	13-24	.542	13-16	.813	8-35-43	27	15	8	15	11	109
INDIANA	44-80	.550	10-20	.500	11-14	.786	10-26-36	26	23	8	17	2	109
@ Houston	43-90	.478	12-23	.522	6-7	.857	4-32-36	24	16	6	14	6	104
@ New Orleans	41-83	.494	9-22	.409	4-8	.500	9-30-39	30	11	7	7	7	95
@ Detroit	31-75	.494	10-29	.345	4-8	.500	9-30-39	30	11	7	7	7	95
BOSTON	28-68	.412	10-29	.345	15-19	.789	8-28-36	18	19	8	21	4	81
@ Minnesota	38-77	.494	10-22	.465	17-21	.810	10-34-44	21	23	6	16	6	103
@ Cleveland	37-84	.440	7-22	.318	2-5	.400	11-35-46	19	17	4	13	7	83
UTAH	40-72	.556	9-29	.474	14-23	.609	4-29-33	24	18	10	15	5	103
@ Washington	30-78	.385	7-24	.292	16-25	.640	6-32-38	23	20	8	16	4	83
@ Chicago	24-82	.283	2-14	.143	8-10	.800	11-28-39	15	24	5	15	6	56
BROOKLYN	45-78	.577	8-21	.381	11-17	.647	16-25-41	33	18	8	16	2	109
@ Brooklyn	35-80	.438	9-21	.429	10-14	.714	5-30-35	22	26	6	3	2	89
SAN ANTONIO	35-85	.412	8-21	.381	15-22	.682	13-37-50	20	14	2	15	2	93
MINNESOTA	41-71	.577	10-16	.625	12-21	.571	7-25-32	32	23	11	22	5	104

## HAWKS TEAM STATISTICS, CONT.

### 2012-13 ATLANTA HAWKS TEAM STATISTICS

OPPONENT	Fds	Pct.	3FGs	Pct.	Fts	Pct.	Off-Def-REB	A	PF	ST	TO	B	Pts
@ Charlotte	43-87	.484	12-25	.480	6-12	.500	13-32-45	31	22	7	18	6	104
BOSTON	42-94	.447	12-36	.333	27-36	.750	12-37-49	31	21	10	12	6	123
@ New York	39-65	.600	10-23	.435	16-20	.800	7-23-30	21	21	7	19	2	104
TORONTO	36-75	.480	10-26	.385	11-18	.611	3-33-36	26	18	10	17	8	93
CHICAGO	31-79	.392	6-19	.316	8-15	.533	12-33-45	17	12	3	14	7	76
@ Indiana	36-81	.444	8-21	.381	23-28	.821	5-34-39	26	33	5	18	3	103
MEMPHIS	38-74	.514	10-24	.417	17-23	.739	6-40-46	28	16	4	13	5	100
NEW ORLEANS	40-77	.473	13-24	.542	17-23	.739	8-40-48	30	15	8	17	6	100
@ Dallas	41-92	.446	9-26	.346	16-23	.696	6-40-48	26	20	7	18	2	105
@ Orlando	40-77	.473	10-34	.294	16-23	.696	17-37-54	32	12	6	9	3	108
MIAMI	36-72	.500	7-26	.269	11-16	.688	5-37-42	28	20	6	21	2	90
SACRAMENTO	49-92	.523	12-27	.444	12-19	.632	10-35-45	33	25	7	6	9	122
@ Milwaukee	39-91	.459	14-28	.500	11-14	.786	10-31-41	27	16	10	11	4	103
@ Detroit	40-79	.506	14-33	.424	20-24	.833	8-29-37	31	16	10	14	4	114
@ Utah	38-78	.487	5-17	.294	21-26	.808	8-30-38	23	20	8	11	5	102
@ Phoenix	31-73	.425	8-23	.348	17-22	.773	8-35-43	21	19	9	21	6	87
@ LA Lakers	41-82	.500	8-22	.364	8-15	.533	3-33-36	34	19	13	15	8	98
@ Denver	36-88	.404	7-24	.292	9-11	.818	10-25-35	20	11	4	15	8	88
PHILADELPHIA	43-80	.538	11-24	.458	10-17	.588	7-31-38	28	17	5	14	5	107
@ Boston	40-88	.455	9-27	.333	13-17	.765	10-31-41	32	17	7	15	3	102
BROOKLYN	32-77	.416	5-18	.278	11-16	.688	13-31-44	20	20	3	17	2	80
@ Miami	33-78	.423	5-22	.227	10-14	.714	10-33-43	19	25	11	24	1	81
LA LAKERS	37-79	.468	8-22	.364	14-21	.667	9-43-52	22	17	1	13	2	96
PHOENIX	41-84	.488	12-23	.522	13-16	.813	8-33-41	27	19	14	20	4	107
@ Brooklyn	44-84	.524	8-21	.381	9-13	.692	9-29-38	30	20	14	11	5	105
DALLAS	42-75	.560	8-21	.381	21-29	.724	9-28-31	26	15	7	15	2	113
MILWAUKEE	38-79	.481	8-18	.444	14-17	.824	9-38-47	26	15	7	17	6	98
PORTLAND	37-83	.446	7-24	.292	12-16	.750	6-35-41	27	14	8	11	6	93
@ Milwaukee	39-78	.500	10-26	.385	16-21	.762	7-30-37	28	12	9	15	4	104
@ Indiana	36-80	.450	7-21	.333	15-25	.600	10-28-38	18	17	11	16	7	94
@ Toronto	40-81	.494	10-21	.476	17-20	.850	8-32-40	27	11	11	10	0	107
@ Boston	40-88	.455	8-20	.400	19-24	.792	10-30-40	28	15	6	13	2	107
ORLANDO	34-78	.436	6-21	.286	23-31	.742	9-35-44	18	24	9	18	6	97
CLEVELAND	37-81	.457	9-30	.300	19-26	.731	10-27-37	26	17	8	12	3	102
NEW YORK	32-66	.485	9-26	.346	9-19	.474	7-28-35	22	10	7	16	2	82
PHILADELPHIA	34-73	.466	5-17	.294	17-27	.630	6-35-41	23	19	5	13	4	90
@ San Antonio	35-83	.422	5-12	.417	22-25	.880	9-29-38	23	23	10	13	2	97
@ Philadelphia	49-91	.538	8-22	.364	18-19	.947	9-35-44	34	17	8	10	2	124
MILWAUKEE	43-85	.506	6-20	.300	17-25	.680	8-38-46	26	13	14	17	5	109
35-88	.398	9-28	.321	17-23	.739	14-28-42	22	19	8	11	1	96	
TORONTO	37-90	.411	2-21	.095	16-17	.941	15-38-53	14	15	7	13	2	92

## 12-13 REVIEW



# 12-13 SEASON REVIEW

## OPPONENTS' TEAM STATISTICS

### 2012-13 OPPONENTS' TEAM STATISTICS

OPPONENT	Fgs	Pct.	3Fgs	Pct.	Fts	Pct.	Off-Def-REB	A	PF	ST	TO	B	Pts
HOUSTON	38-90	.422	8-30	.267	25-29	.862	23-35-58	22	18	8	21	2	109
@Oklahoma City	33-71	.465	9-22	.409	20-22	.909	7-30-37	27	21	4	21	9	95
INDIANA	35-85	.412	8-26	.318	8-9	.889	11-30-41	18	14	10	15	7	86
MIAMI	37-76	.487	7-22	.318	14-16	.875	8-28-36	22	22	8	15	2	95
@LA Clippers	38-82	.463	5-15	.333	8-8	1.000	8-30-38	21	22	12	15	6	89
@Portland	30-83	.361	6-23	.261	21-26	.800	10-31-47	15	19	13	20	6	87
@Golden State	33-71	.465	5-18	.278	21-25	.840	16-34-44	23	22	7	23	1	92
@Sacramento	39-85	.459	8-20	.400	10-14	.714	10-27-37	25	22	11	14	0	96
ORLANDO	31-82	.378	2-10	.200	8-14	.571	11-44-55	19	19	5	19	5	72
WASHINGTON	38-89	.427	7-20	.350	17-24	.708	19-39-58	20	27	8	23	6	100
@Charlotte	31-83	.373	8-22	.364	21-26	.808	7-29-36	17	15	16	15	9	91
LA CLIPPERS	32-75	.427	8-19	.421	21-25	.840	7-30-37	19	22	13	15	3	93
CHARLOTTE	30-76	.395	12-24	.500	19-23	.826	9-36-45	18	21	6	17	7	91
CLEVELAND	41-85	.482	10-23	.435	21-22	.955	18-31-49	21	25	8	19	3	113
DENVER	38-79	.481	7-17	.412	21-25	.840	11-29-40	24	25	4	20	4	104
WASHINGTON	36-79	.456	7-16	.438	16-20	.800	7-25-32	22	17	6	12	4	95
@Memphis	33-77	.429	6-16	.375	11-18	.611	11-29-40	15	19	8	16	5	83
MIAMI	39-67	.582	9-21	.429	14-22	.636	2-30-32	23	18	10	16	3	101
@Orlando	31-81	.383	7-22	.318	11-11	1.000	10-29-39	17	14	9	16	3	80
CHARLOTTE	34-79	.430	6-21	.286	16-20	.800	8-23-31	22	18	6	14	1	90
GOLDEN STATE	49-99	.495	10-24	.417	7-8	.875	10-44-54	32	25	10	11	3	115
@Washington	36-95	.379	6-18	.333	17-22	.773	15-34-49	28	24	10	15	7	95
OKLAHOMA CITY	36-84	.429	9-25	.360	19-20	.950	13-39-52	20	16	8	16	12	100
@Philadelphia	44-86	.512	8-19	.421	3-7	.429	15-30-45	31	11	9	12	4	99
CHICAGO	32-76	.440	5-14	.357	6-8	.750	6-25-31	20	14	10	16	3	75
DETROIT	48-109	.440	14-27	.519	9-15	.600	21-41-62	21	23	5	18	5	119
@Cleveland	36-86	.419	8-21	.381	14-14	1.000	10-30-40	19	16	11	11	4	94
INDIANA	38-80	.475	5-15	.333	19-22	.864	11-25-36	20	15	10	6	10	100
@Houston	45-84	.536	16-29	.552	17-22	.773	4-36-40	30	11	10	11	5	123
@New Orleans	36-82	.439	10-20	.500	4-12	.333	14-39-47	20	17	3	13	5	86
@Detroit	35-85	.412	3-15	.200	12-21	.571	17-39-56	18	17	8	14	9	85
BOSTON	39-85	.469	3-16	.188	8-12	.667	16-28-44	27	15	11	13	4	89
@Minnesota	40-87	.460	8-15	.533	20-26	.769	13-30-43	29	16	9	10	3	108
@Cleveland	37-81	.457	12-23	.522	13-20	.650	12-33-45	25	13	10	10	3	99
UTAH	36-76	.474	8-20	.400	15-19	.789	7-28-35	29	22	9	17	4	95
@Washington	36-79	.456	2-11	.182	19-27	.704	12-39-51	17	17	9	17	4	93
@Chicago	33-79	.418	6-14	.429	25-33	.758	15-44-59	18	16	16	14	13	97
BROOKLYN	37-87	.425	4-26	.154	17-17	1.000	18-19-37	17	19	9	14	2	95
@Brooklyn	30-74	.405	9-26	.346	25-38	.658	11-37-48	18	22	8	9	4	94
SAN ANTONIO	41-86	.477	8-24	.333	8-11	.727	5-34-39	21	15	8	9	2	98
MINNESOTA	36-74	.486	5-14	.357	19-26	.731	10-20-30	24	21	12	20	6	96

## OPPONENTS' TEAM STATISTICS, CONT.

### 2012-13 OPPONENTS' TEAM STATISTICS

OPPONENT	Fgs	Pct.	3Fgs	Pct.	Fts	Pct.	Off-Def-REB	A	PF	ST	TO	B	Pts
@Charlotte	31-76	.408	6-15	.400	24-29	.828	11-30-41	18	15	11	19	8	92
BOSTON	42-93	.452	7-19	.368	20-20	1.000	10-38-48	28	30	21	21	1	111
@New York	34-72	.542	16-27	.593	12-17	.706	6-20-26	22	17	6	14	3	106
TORONTO	33-85	.388	9-22	.409	17-23	.739	15-37-52	16	18	6	17	5	92
CHICAGO	38-93	.409	8-20	.400	9-13	.692	18-35-53	26	14	12	9	5	93
@Indiana	36-75	.480	11-25	.440	31-40	.775	5-32-37	28	26	7	12	8	114
MEMPHIS	38-84	.452	5-12	.417	11-16	.688	9-29-38	28	19	6	8	4	92
NEW ORLEANS	45-86	.523	9-16	.563	12-18	.667	11-33-44	24	19	4	14	5	111
@Dallas	38-89	.427	9-21	.429	16-20	.800	8-29-37	25	20	9	15	2	101
@Orlando	34-82	.415	3-14	.214	5-9	.556	7-34-41	18	21	7	12	3	76
MIAMI	37-78	.474	10-23	.435	19-25	.760	5-28-33	23	15	11	11	1	103
SACRAMENTO	38-88	.432	12-22	.545	20-25	.800	14-32-46	24	18	3	16	2	108
@Milwaukee	41-89	.461	4-12	.333	16-20	.800	17-41-58	28	14	8	18	2	102
@Detroit	41-84	.488	3-14	.214	18-22	.818	10-31-41	25	18	8	13	5	103
@Utah	37-83	.446	4-15	.267	13-23	.565	15-32-47	17	23	5	17	1	91
@Phoenix	36-81	.444	10-22	.455	10-12	.833	7-31-38	16	17	9	21	3	92
@LA Lakers	38-78	.487	10-21	.476	13-18	.722	7-36-43	21	19	9	21	1	99
@Denver	46-86	.535	5-15	.333	7-9	.778	12-36-48	30	19	10	17	6	104
PHILADELPHIA	37-86	.430	6-17	.353	16-21	.762	15-33-48	30	15	8	15	2	96
@Boston	40-78	.513	10-20	.500	17-20	.850	2-33-35	23	17	9	16	3	107
BROOKLYN	36-83	.434	6-23	.261	15-22	.682	9-34-43	20	15	12	9	6	93
@Miami	35-82	.427	6-20	.300	22-30	.733	14-31-45	27	14	14	16	4	98
LA LAKERS	36-92	.391	8-29	.276	12-16	.750	12-33-45	17	21	6	8	1	92
PHOENIX	35-79	.443	3-19	.158	21-31	.677	11-35-46	20	24	10	24	2	94
@Brooklyn	38-86	.419	8-23	.348	13-16	.813	17-33-50	17	14	7	16	1	93
@Toronto	45-83	.542	11-23	.478	17-21	.810	10-29-39	33	20	8	12	3	127
DALLAS	51-89	.573	13-22	.591	12-14	.857	10-29-39	30	17	7	12	8	127
MILWAUKEE	37-99	.374	8-19	.421	8-11	.727	16-30-46	20	17	7	12	3	90
PORTLAND	41-87	.471	10-18	.556	12-16	.750	10-38-48	22	16	8	9	2	104
@Milwaukee	42-92	.457	5-21	.238	10-18	.556	19-31-50	26	17	6	16	5	99
LA LAKERS	36-92	.391	8-29	.276	12-16	.750	12-33-45	17	21	6	8	1	92
PHOENIX	35-79	.443	3-19	.158	21-31	.677	11-35-46	20	24	10	24	2	94
@Brooklyn	38-86	.419	8-23	.348	13-16	.813	17-33-50	17	14	7	16	1	93
@Toronto	45-83	.542	11-23	.478	17-21	.810	10-29-39	33	20	8	12	3	127
DALLAS	51-89	.573	13-22	.591	12-14	.857	10-29-39	30	17	7	12	8	127
MILWAUKEE	37-99	.374	8-19	.421	8-11	.727	16-30-46	20	17	7	12	3	90
PORTLAND	41-87	.471	10-18	.556	12-16	.750	10-38-48	22	16	8	9	2	104
@Milwaukee	42-92	.457	5-21	.238	10-18	.556	19-31-50	26	17	6	16	5	99
LA LAKERS	36-92	.391	8-29	.276	12-16	.750	12-33-45	17	21	6	8	1	92
PHOENIX	35-79	.443	3-19	.158	21-31	.677	11-35-46	20	24	10	24	2	94
@Brooklyn	38-86	.419	8-23	.348	13-16	.813	17-33-50	17	14	7	16	1	93
@Toronto	45-83	.542	11-23	.478	17-21	.810	10-29-39	33	20	8	12	3	127
DALLAS	51-89	.573	13-22	.591	12-14	.857	10-29-39	30	17	7	12	8	127
MILWAUKEE	37-99	.374	8-19	.421	8-11	.727	16-30-46	20	17	7	12	3	90
PORTLAND	41-87	.471	10-18	.556	12-16	.750	10-38-48	22	16	8	9	2	104
@Milwaukee	42-92	.457	5-21	.238	10-18	.556	19-31-50	26	17	6	16	5	99
LA LAKERS	36-92	.391	8-29	.276	12-16	.750	12-33-45	17	21	6	8	1	92
PHOENIX	35-79	.443	3-19	.158	21-31	.677	11-35-46	20	24	10	24	2	94
@Brooklyn	38-86	.419	8-23	.348	13-16	.813	17-33-50	17	14	7	16	1	93
@Toronto	45-83	.542	11-23	.478	17-21	.810	10-29-39	33	20	8	12	3	127
DALLAS	51-89	.573	13-22	.591	12-14	.857	10-29-39	30	17	7	12	8	127
MILWAUKEE	37-99	.374	8-19	.421	8-11	.727	16-30-46	20	17	7	12	3	90
PORTLAND	41-87	.471	10-18	.556	12-16	.750	10-38-48	22	16	8	9	2	104
@Milwaukee	42-92	.457	5-21	.238	10-18	.556	19-31-50	26	17	6	16	5	99
LA LAKERS	36-92	.391	8-29	.276	12-16	.750	12-33-45	17	21	6	8	1	92
PHOENIX	35-79	.443	3-19	.158	21-31	.677	11-35-46	20	24	10	24	2	94
@Brooklyn	38-86	.419	8-23	.348	13-16	.813	17-33-50	17	14	7	16	1	93
@Toronto	45-83	.542	11-23	.478	17-21	.810	10-29-39	33	20	8	12	3	127
DALLAS	51												



## MISCELLANEOUS NUMBERS

### HAWKS SEASON SUPERLATIVES

<b>ATL FGM HI</b> 49, two times 46, vs. Det, 12-26 45, vs. Bkn, 1-16	<b>ATL FGA HI</b> 98, vs. Det, 12-26 95, vs. Den, 12-5 94, two times	<b>ATL FGM LOW</b> 24, at Chi (1-14) 28, vs. Bos (1-5) 30, two times	<b>ATL FGA LOW</b> 65, at NY (1-27) 66, vs. NY (4-3) 68, vs. Bos (1-5)
<b>ATL FG% HI</b> .600 (39-65), at NY, 1-27 .577, two times .573 (43-75), vs. Char, 12-13	<b>ATL FG% LOW</b> .293 (24-82), at Chi, 1-14 .369 (31-84), vs. GS, 12-15 .382 (34-89), vs. Orl, 11-19	<b>ATL FT% HI</b> .950 (19-20), at Mia, 12-10 .947 (18-19), at Phil, 4-10 .900 (9-10), vs. Chi, 12-22	<b>ATL FT% LOW</b> .400 (2-5), at Clev, 1-9 .429 (6-14), at Char, 11-23 .438 (7-16), at LAC, 11-11
<b>ATL FTM HI</b> 27, vs. Bos, 1-25 26, vs. GS, 12-15 23, five times	<b>ATL FTA HI</b> 36, two times 34, at Wash, 12-18 32, vs. Clev, 11-30	<b>ATL FTM LOW</b> 2, at Clev, 1-9 4, at NO, 1-1 6, four times	<b>ATL FTA LOW</b> 5, at Clev, 1-9 7, at Hou, 12-31 8, at NO, 1-1
<b>ATL HI REBS</b> 54, at Orl, 2-13 52, vs. LAL, 3-13 51, vs. Ind, 11-7	<b>ATL LOW REBS</b> 28, vs. Clev, 11-30 29, at GS, 11-14 30, at NY, 1-27	<b>ATL HI ASSTS</b> 35, vs. Det, 12-26 34, two times 33, two times	<b>ATL LOW ASSTS</b> 15, at Chi, 1-14 34, two times 17, vs. Chi, 2-2
<b>ATL HI STLS</b> 14, four times 13, two times 12, five times	<b>ATL LOW STLS</b> 1, vs. LAL, 3-13 2, vs. SA, 1-19 3, three times	<b>ATL HI TOs</b> 24, at Mia, 3-12 22, three times 21, three times	<b>ATL LOW TOs</b> 6, vs. Sac, 2-22 7, at NO, 1-1 9, two times
<b>ATL HI PTS</b> 126, vs. Det, 12-26 124, at Phil, 4-10 123, vs. Bos, 1-25	<b>ATL LOW PTS</b> 58, at Chi, 1-14 76, two times 80, two times	<b>ATL HI 3-FGM</b> 14, three times 13, two times 12, seven times	<b>ATL LOW 3-FGM</b> 2, at Chi, 1-14 5, seven times 6, four times

### OPPONENTS SEASON SUPERLATIVES

<b>OPP FGM HI</b> 51, vs. Dall, 3-18 49, vs. GS, 12-15 48, vs. Det, 12-26	<b>OPP FGA HI</b> 109, vs. Det, 12-26 99, two times 95, at Wash, 12-18	<b>OPP FGM LOW</b> 30, three times 31, four times 32, two times	<b>OPP FGA LOW</b> 67, at Mia, 12-10 71, two times 72, at NY, 1-27
<b>OPP FG% HI</b> .582 (39-67), at Mia, 12-10 .573 (51-89), vs. Dall, 3-18 .542, two times	<b>OPP FG% LOW</b> .361 (30-83), at Port, 11-12 .373 (31-83), at Char, 11-23 .374 (37-99), vs. Milw, 3-20	<b>OPP FT% HI</b> 1.000, five times .955 (21-22), vs. Clev, 11-30 .950 (19-20), vs. OKC, 12-19	<b>OPP FT% LOW</b> .333 (4-12), at NO, 1-1 .429 (3-7), at Phil, 12-21 .556, two times
<b>OPP FTM HI</b> 31, at Ind, 2-5 25, three times 24, two times	<b>OPP FTA HI</b> 40, at Ind, 2-5 38, at Bkn, 1-18 33, at Chi, 1-14	<b>OPP FTM LOW</b> 3, at Phil, 12-21 4, at NO, 1-1 5, at Orl, 2-13	<b>OPP FTA LOW</b> 7, at Phil, 12-21 8, three times 9, three times
<b>OPP HI REBS</b> 62, vs. Det, 12-26 59, at Chi, 1-14 58, three times	<b>OPP LOW REBS</b> 26, at NY, 1-27 30, vs. Minn, 1-21 31, two times	<b>OPP HI ASSTS</b> 33, vs. Dall, 3-18 32, vs. GS, 12-15 31, at Phil, 12-21	<b>OPP LOW ASSTS</b> 12, vs. Orl, 3-30 15, two times 16, three times
<b>OPP HI STLS</b> 16, at Char, 11-23 14, two times 13, two times	<b>OPP LOW STLS</b> 3, two times 4, two times 5, four times	<b>OPP HI TOs</b> 24, vs. Phoe, 3-15 23, two times 21, five times	<b>OPP LOW TOs</b> 8, two times 9, two times 10, four times
<b>OPP HI PTS</b> 127, vs. Dall, 3-18 123, at Hou, 12-31 119, vs. Det, 12-26	<b>OPP LOW PTS</b> 72, vs. Orl, 11-19 75, vs. Chi, 12-22 76, at Orl, 2-13	<b>OPP HI 3-FGM</b> 17, vs. Milw, 4-12 16, two times 14, vs. Det, 12-26	<b>OPP LOW 3-FGM</b> 2, two times 3, seven times 4, five times

## MISCELLANEOUS NUMBERS, CONT

### 2012-13 SCORING BY QUARTERS

	1	2	3	4	1/2/3/4OT	TOT	HOME	GP	AVERAGE
<b>ATL</b>	1939 (23.9)	2008 (24.8)	2019 (24.9)	1895 (23.4)	45/34 (9.0/17.0)	7940 (98.0)	2012-13 Last Year	41 41	15,126 15,200
<b>OPP</b>	1975 (24.4)	2063 (25.5)	1890 (23.3)	1914 (23.6)	44/15 (8.8/7.5)	7901 (97.5)	<b>ROAD</b> 2012-13 Last Year	<b>GP</b> 41 41	<b>AVERAGE</b> 17,119 16,820

### 2012-13 SINGLE QUARTER HIGHS

	1	2	3	4	1	2	3	4
<b>ATL</b>	34 @Sac 11-16	38 v/Clev 11-30	35 v/Milw 4-12	35 v/Utah 1-11	<b>ATL</b> 10 v/Bos 1-25	5 @Chi 1-14	9 v/Bos 1-5	14 3x
<b>OPP</b>	40 v/Phil 4-5	38 2x	33 2x	40 v/Mia 2-20	<b>OPP</b> 13 v/Det 12-26	14 v/Orl 11-19	12 v/Orl 11-19	9 v/Ind 11-7

### 2012-13 SINGLE QUARTER LOWS

### BEST PERFORMANCES

34 Horford at Utah (2-27)	<b>Points</b>	45 Harden vs. Houston (11-2)
15 Smith at Charlotte (1-23)	<b>FGM</b>	17 Anthony vs. New York (4-3)
27 Smith at Boston (3-8)	<b>FGA</b>	33 Bryant vs. LA Lakers (3-13)
.800 (12-15), Horford vs. Miami (2-20)	<b>FG%</b>	.846 (11-13), Wade at Miami (12-10)
8 Korver vs. Boston (1-25)	<b>3FGM</b>	9 Anthony at New York (1-27)
12 Korver, two times	<b>3FGA</b>	12 Anthony at New York (1-27)
10 two times	<b>FTM</b>	15 Harden vs. Houston (11-2)
12 Smith at Indiana (3-25)	<b>FTA</b>	17 Harden vs. Houston (11-2)
.909 (10-11), two times	<b>FT%</b>	1.000 (10-10), three times
8 Pachulia at Milwaukee (2-23)	<b>Offensive Rebounds</b>	9 Asik vs. Houston (11-2)
15 Horford at Detroit (2-25)	<b>Defensive Rebounds</b>	17 two times
22 Horford at Detroit (2-25)	<b>Rebounds</b>	22 Evans at Brooklyn (3-17)
15 Teague at Brooklyn (3-17)	<b>Assists</b>	17 Ellis vs. Milwaukee (4-12)
6 Teague vs. Cleveland (11-30)	<b>Steals</b>	7 Paul vs. LA Clippers (11-24)
7 Smith at Charlotte (1-23)	<b>TO</b>	7 two times
6 Smith at Cleveland (1-9)	<b>Blocked Shots</b>	6 Johnson vs. Toronto (4-16)

### HAWKS HIGH MARKS

HAWKS		OPPONENT
126 vs. Detroit (12-26)	<b>Points</b>	127 vs. Dallas (3-18)
49 two times	<b>FGM</b>	51 vs. Dallas (3-18)
98 vs. Detroit (12-26)	<b>FGA</b>	109 vs. Detroit (12-26)
.600 (39-65) at New York (1-27)	<b>FG%</b>	.582 (39-67) at Miami (12-10)
14 three times	<b>3FGM</b>	17 vs. Milwaukee (4-12)
36 vs. Boston (1-25)	<b>3FGA</b>	33 vs. Milwaukee (4-12)
27 vs. Boston (1-25)	<b>FTM</b>	31 at Indiana (2-5)
36 two times	<b>FTA</b>	40 at Indiana (2-5)
.950 (19-20), at Miami (12-10)	<b>FT%</b>	1.000 five times
19 vs. Denver (12-5)	<b>Offensive Rebounds</b>	23 vs. Houston (11-2)
43 vs. LA Lakers (3-13)	<b>Defensive Rebounds</b>	44 three times
54 at Orlando (2-13)	<b>Rebounds</b>	62 vs. Detroit (12-26)
35 vs. Detroit (12-26)	<b>Assists</b>	33 vs. Dallas (3-18)
14 four times	<b>Steals</b>	16 at Charlotte (11-23)
24 at Miami (3-12)	<b>TO</b>	24 vs. Phoenix (3-15)
15 at Charlotte (11-23)	<b>Blocked Shots</b>	13 at Chicago (1-14)
33 at Indiana (2-5)	<b>Personal Fouls</b>	30 vs. Boston (1-25)
60 two times	<b>Bench Points</b>	85 vs. Detroit (12-26)



### MISCELLANEOUS NUMBERS, CONT.

#### HAWKS RECORD BY MONTH

Oct/Nov	W	L	Pct.	Dec	W	L	Pct.	Jan	W	L	Pct.
Home	5	3	.625	Home	6	2	.750	Home	5	2	.714
Road	4	2	.667	Road	4	3	.571	Road	2	7	.222
Feb	W	L	Pct.	Mar	W	L	Pct.	Apr	W	L	Pct.
Home	2	3	.400	Home	5	3	.625	Home	2	3	.400
Road	5	1	.833	Road	3	7	.300	Road	1	2	.333

#### HAWKS SEASON SUPERLATIVES

Player	Starts	Games Scoring In					Double Figure Games			Times Leading Team In		
		10s	20s	30s	40s	50s	Pts	Rebs	Assts	Pts*	Rebs*	Assts*
Harris	34	24	4	-	-	-	28	-	-	4	-	7
Horford	74	41	26	1	-	-	68	45	1	23	41	4
Jenkins	2	8	3	-	-	-	11	-	-	1	-	-
Johnson	5	14	1	-	-	-	15	3	-	1	4	-
Jones	4	2	-	-	-	-	2	-	-	-	-	-
Korver	60	38	4	-	-	-	42	-	-	4	1	1
Mack	1	5	-	-	-	-	5	-	-	-	-	3
Morrow	1	2	-	-	-	-	2	-	-	-	-	-
Pachulia	15	7	-	-	-	-	7	10	-	1	6	1
Pargo	-	1	-	-	-	-	1	-	-	-	-	-
Petro	8	4	-	-	-	-	4	3	-	-	3	-
Scott	-	5	2	-	-	-	7	2	-	2	1	-
Smith	76	39	26	4	-	-	69	31	-	31	32	15
Stevenson	31	7	-	-	-	-	7	-	-	-	-	-
Teague	78	39	19	-	-	-	58	-	17	16	-	53
Tolliver	11	4	1	-	-	-	5	-	-	-	1	-
Williams	9	21	8	-	-	-	29	-	1	7	-	6

\*Also includes times tied for team lead in points, rebounds and/or assists.



Lou Williams

### MISCELLANEOUS NUMBERS, CONT.

#### HAWKS W/L RECORD WHEN...

When FG% is:	<40%: 1-7	40-49.9%: 26-27	50-59.9%: 17-3	>60%: 0-1
When OPP. FG% is:	<40%: 10-0	40-49.9%: 27-33	50-59.9%: 1-11	>60%: 0-0

When Leading After:	1st Qtr.: 25-7	2nd Qtr.: 33-6	3rd Qtr.: 34-3	
When Trailing After:	1st Qtr.: 17-26	2nd Qtr.: 11-29	3rd Qtr.: 8-33	
Tied After:	1st Qtr.: 2-5	2nd Qtr.: 0-3	3rd Qtr.: 2-2	4th Qtr.: 4-1

When More Rebounds than Opponent:	22-11	When Outrebounded:	20-25	Equal Rebounds:	2-2
When Better FG% Than Opponent:	40-9	When opp. FG% Is Better:	4-29	W/L When FG% Is Same:	0-0
When Better FT% Than Opponent:	17-16	When opp. FT% Is Better:	27-21	W/L When FT% Is Same:	0-1
When More FTA Than Opponent:	23-17	When opp. FTA Is More:	19-19	W/L When FTA Are Same:	2-2
Hawks Record in Back to Back Games:		1st Game:	9-13	2nd Game:	11-10

#### OTHER MISCELLANEOUS NUMBERS

Most Hawks Points Scored at Half	67, vs. Cleveland (11-30)
Fewest Hawks Points Scored at Half	20, at Chicago (1-14)
Most Hawks Points in Second Half	69, vs. Milwaukee (4-12)
Fewest Hawks Points in Second Half	34, two times
Most Opponent Points Scored at Half	68, two times
Fewest Opponent Points Scored at Half	34, at Orlando (12-12)
Most Opponent Points in Second Half	64, at Indiana (2-5)
Fewest Opponent Points in Second Half	34, two times
Highest Hawks FG% at halftime	.622 (23-37), vs. Memphis (2-6)
Lowest Hawks FG% at halftime	.205 (8-39), at Chicago (1-14)
Highest Opponent FG% at halftime	.667 (26-39), vs. Toronto (4-16)
Lowest Opponent FG% at halftime	.328 (19-58), vs. Milwaukee (3-20)
Highest Hawks Second Half FG%	.742 (23-31), vs. Minnesota (1-21)
Lowest Hawks Second Half FG%	.250 (7-28), vs. Boston (1-5)
Highest Opponent Second Half FG%	.568 (21-37), two times
Lowest Opponent Second Half FG%	.295 (13-44), vs. Toronto (1-30)
Most Hawks Points in Overtime	18, vs. Detroit (12-26)
Most Opponent Points in Overtime	13, at Boston (3-8)
Most 20-point or more scorers in a game	3, seven times
Most 10-point or more scorers in a game	8, vs. Dallas (3-18)

#### HAWKS LOW MARKS

58	at Chicago (1-14)
24	at Chicago (1-14)
65	at New York (1-27)
.293	(24-82), at Chicago (1-14)
2	at Cleveland (1-9)
5	at Cleveland (1-9)
.400	(2-5), at Cleveland (1-9)
3	two times
18	vs. Cleveland (11-30)
28	vs. Cleveland (11-30)
14	at New York (4-17)
1	vs. LA Lakers (3-13)
6	vs. Sacramento (2-22)
0	at Toronto (3-27)
9	vs. Chicago (12-22)

#### OPPONENTS LOW MARKS

72	vs. Orlando (11-19)
30	three times
67	at Miami (12-10)
.361	(30-83), at Portland (11-12)
3	at Philadelphia (12-21)
7	at Philadelphia (12-21)
.333	(4-12), at New Orleans (1-1)
2	two times
19	vs. Brooklyn (1-16)
26	at New York (1-27)
12	vs. Orlando (3-30)
3	two times
8	two times
0	three times
11	two times





## MISCELLANEOUS NUMBERS, CONT.

### GAMES MISSED DUE TO INJURY / ILLNESS

Devin Harris .....	1	illness
	1	turf toe, left big toe
	12	sore left foot
Al Horford.....	3	illness
	1	sore left calf
John Jenkins.....	3	mild concussion
Ivan Johnson.....	1	illness
Kyle Korver.....	4	back spasms
	1	right great toe sprain
Anthony Morrow.....	11	sore back
	4	right hip strain
Zaza Pachulia.....	30	sore right Achilles
Johan Petro.....	6	lower back pain
	1	flu
Josh Smith.....	1	sprained right ankle
	1	sore right knee
	1	sprained left knee
DeShawn Stevenson.....	1	lower back
	1	ill
Lou Williams.....	43	torn ACL, right knee

### TRANSACTIONS

March 26, 2013.....	Signed Shelvin Mack for the remainder of the season.
March 16, 2013.....	Signed Shelvin Mack to a second 10-day contract.
March 6, 2013.....	Recalled Mike Scott from Bakersfield of the NBA Development League.
	Waived Jeremy Tyler.
	Signed Shelvin Mack to a 10-day contract.
March 1, 2013.....	Assigned Mike Scott to Bakersfield of the NBA Development League.
February 21, 2013 .....	Acquired Dahntay Jones from Dallas in exchange for Anthony Morrow.
	Acquired Jeremy Tyler and cash considerations from Golden State in exchange for future draft considerations.
February 2, 2013 .....	Signed Jannero Pargo to a second 10-day contract.
January 21, 2013 .....	Signed Jannero Pargo to a 10-day contract.
December 11, 2012 .....	Recalled Mike Scott from Bakersfield of the NBA Development League.
December 5, 2012 .....	Recalled John Jenkins from Bakersfield of the NBA Development League.
November 31, 2012 .....	Assigned John Jenkins and Mike Scott to Bakersfield of the NBA Development League.
October 27, 2012 .....	Waived James Anderson and Damion James.
October 17, 2012 .....	Waived Carlde'll Johnson.
October 11, 2012 .....	Waived Keith Benson and Isma'il Muhammad.
October 1, 2012 .....	Signed free agent Isma'il Muhammad.
September 27, 2012 .....	Signed free agents James Anderson, Keith Benson, Damion James, Carlde'll Johnson and Anthony Tolliver.
September 18, 2012 .....	Re-signed restricted free agent Ivan Johnson.
September 17, 2012 .....	Requested waivers on Jordan Williams.
September 6, 2012 .....	Signed second-round draft pick Mike Scott.
August 28, 2012 .....	Named Kenny Atkinson Assistant Coach/Player Development, Bob Weiss Assistant Coach/Consultant, Rick Sund Senior Advisor, Basketball Operations and Jeff Watkinson Strength and Conditioning Coach.
July 30, 2012 .....	Completed a sign-and-trade transaction that sent Willie Green to the LA Clippers in exchange for the rights to Sofoklis Schortsanitis.
July 16, 2012 .....	Acquired Kyle Korver from Chicago in exchange for cash considerations.
	Requested waivers on Jordan Farmar.
July 12, 2012 .....	Signed Lou Williams to a multi-year contract.
July 11, 2012 .....	Acquired Anthony Morrow, Jordan Farmar, DeShawn Stevenson, Johan Petro, Jordan Williams a first- and second-round draft pick and other draft considerations from Brooklyn in exchange for Joe Johnson ... Acquired Devin Harris from Utah in exchange for Marvin Williams.

# RECORDS

26 KYLE  
KORVER

ATL





## HAWKS YEARLY LEADERS

### GAMES PLAYED

1968-69	Lou Hudson, Joe Caldwell	81
1969-70	Joe Caldwell, Walt Hazzard, Bill Bridges	82
1970-71	Walt Hazzard, Walt Bellamy, Bill Bridges	82
1971-72	Walt Bellamy, Herm Gilliam	82
1972-73	Pete Maravich	79
1973-74	Walt Bellamy, John Brown	77
1974-75	Dean Meminger	77
1975-76	Lou Hudson, Tom Henderson	81
1976-77	Ken Charles	82
1977-78	Armond Hill, Ollie Johnson	82
1978-79	Armond Hill, Tom McMillen	82
1979-80	Steve Hawes, Wayne Rollins, Jack Givens	82
1980-81	Tom McMillen	79
1981-82	Rory Sparrow	82
1982-83	Dominique Wilkins	82
1983-84	Dominique Wilkins, Mike Glenn	81
1984-85	Kevin Willis	82
1985-86	Kevin Willis, Jon Koncak	82
1986-87	Jon Koncak, Cliff Levingston, Glenn Rivers	82
1987-88	Cliff Levingston, Randy Wittman, Anthony "Spud" Webb	82
1988-89	Reggie Theus, John Battle	82
1989-90	Anthony "Spud" Webb	82
1990-91	Moses Malone	82
1991-92	Stacey Augmon	82
1992-93	Duane Ferrell, Adam Keefe	82
1993-94	Stacey Augmon, Craig Ehlo, Jon Koncak, Andrew Lang, Ennis Whitley	82
1994-95	Andrew Lang	82
1995-96	Grant Long	82
1996-97	Christian Laettner	82
1997-98	Dikembe Mutombo	82
1998-99	Dikembe Mutombo	50
1999-00	Dikembe Mutombo, Alan Henderson	82
2000-01	Jason Terry	82
2001-02	Nazr Mohammed, Hanno Motz, Jacques Vaughn	82
2002-03	Alan Henderson	82
2003-04	Jason Terry	81
2004-05	Josh Childress	80
2005-06	Joe Johnson	82
2006-07	Joe Johnson	82
2007-08	Joe Johnson	82
2008-09	Maurice Evans, Flip Murray	80
2009-10	Al Horford, Josh Smith, Marvin Williams	82
2010-11	Zaza Pachulia	79
2011-12	Josh Smith, Jeff Teague	82
2012-13	Jeff Teague	80

### MOST MINUTES

1968-69	Bill Bridges	2930
1969-70	Bill Bridges	3269
1970-71	Bill Bridges	3140
1971-72	Walt Bellamy	3187
1972-73	Pete Maravich	3089
1973-74	Pete Maravich	2903
1974-75	Tom VanArsdale	2570
1975-76	Tom Henderson	2900
1976-77	John Drew	2688
1977-78	Armond Hill	2530
1978-79	Dan Roundfield	2639
1979-80	Eddie Johnson	2622
1980-81	Eddie Johnson	2669
1981-82	Rory Sparrow	2610
1982-83	Dan Roundfield	2811
1983-84	Dominique Wilkins	2961
1984-85	Dominique Wilkins	3023
1985-86	Dominique Wilkins	3049
1986-87	Dominique Wilkins	2969
1987-88	Dominique Wilkins	2948
1988-89	Dominique Wilkins	2997
1989-90	Dominique Wilkins	2886
1990-91	Dominique Wilkins	3078
1991-92	Kevin Willis	2962
1992-93	Kevin Willis	2876
1993-94	Mookie Blaylock	2915
1994-95	Mookie Blaylock	3069
1995-96	Grant Long	3008
1996-97	Christian Laettner	3140
1997-98	Dikembe Mutombo	2917
1998-99	Dikembe Mutombo	1929
1999-00	Dikembe Mutombo	2984
2000-01	Jason Terry	3089
2001-02	Jason Terry	3187
2002-03	Shareef Abdur-Rahim	3087
2003-04	Jason Terry	3018
2004-05	Al Harrington	3050
2005-06	Joe Johnson	3340
2006-07	Joe Johnson	2647
2007-08	Joe Johnson	3347
2008-09	Joe Johnson	3124
2009-10	Joe Johnson	2886
2010-11	Al Horford	2704
2011-12	Josh Smith	2329
2012-13	Al Horford	2756

### MOST FIELD GOALS MADE

1968-69	Lou Hudson	716
1969-70	Lou Hudson	830
1970-71	Lou Hudson	830
1971-72	Lou Hudson	775
1972-73	Lou Hudson	816
1973-74	Pete Maravich	816
1974-75	Tom VanArsdale	544
1975-76	John Drew	586
1976-77	John Drew	680
1977-78	John Drew	593
1978-79	John Drew	650
1979-80	Eddie Johnson	590
1980-81	Eddie Johnson	573
1981-82	John Drew	465
1982-83	Dominique Wilkins	601
1983-84	Dominique Wilkins	684
1984-85	Dominique Wilkins	853
1985-86	Dominique Wilkins	853
1986-87	Dominique Wilkins	828
1987-88	Dominique Wilkins	908
1988-89	Dominique Wilkins	814
1989-90	Dominique Wilkins	810

### MOST FIELD GOALS MADE (cont.)

1990-91	Dominique Wilkins	770
1991-92	Kevin Willis	591
1992-93	Dominique Wilkins	741
1993-94	Kevin Willis	627
1994-95	Mookie Blaylock	509
1995-96	Steve Smith	494
1996-97	Christian Laettner	548
1997-98	Steve Smith	489
1998-99	Mookie Blaylock	247
1999-00	Jim Jackson	507
2000-01	Jason Terry	596
2001-02	Shareef Abdur-Rahim	598
2002-03	Shareef Abdur-Rahim	566
2003-04	Stephen Jackson	536
2004-05	Al Harrington	453
2005-06	Joe Johnson	632
2006-07	Joe Johnson	536
2007-08	Joe Johnson	647
2008-09	Joe Johnson	620
2009-10	Joe Johnson	635
2010-11	Joe Johnson	514
2011-12	Josh Smith	584
2012-13	Al Horford	576

### MOST FIELD GOALS ATTEMPTED

1968-69	Lou Hudson	1455
1969-70	Lou Hudson	1564
1970-71	Lou Hudson	1713
1971-72	Lou Hudson	1540
1972-73	Pete Maravich	1248
1973-74	Pete Maravich	1791
1974-75	Tom VanArsdale	1269
1975-76	Lou Hudson	1257
1976-77	John Drew	1416
1977-78	John Drew	1236
1978-79	John Drew	1248
1979-80	Eddie Johnson	1212
1980-81	Eddie Johnson	1136
1981-82	Eddie Johnson	1011
1982-83	Dominique Wilkins	1220
1983-84	Dominique Wilkins	1429
1984-85	Dominique Wilkins	1897
1985-86	Dominique Wilkins	1897
1986-87	Dominique Wilkins	1787
1987-88	Dominique Wilkins	1957
1988-89	Dominique Wilkins	1756
1989-90	Dominique Wilkins	1672
1990-91	Dominique Wilkins	1540
1991-92	Kevin Willis	1224
1992-93	Dominique Wilkins	1584
1993-94	Kevin Willis	1257
1994-95	Mookie Blaylock	1198
1995-96	Steve Smith	1143
1996-97	Mookie Blaylock	1101
1997-98	Steve Smith	1159
1998-99	Mookie Blaylock	651
1999-00	Jim Jackson	1235
2000-01	Jason Terry	1367
2001-02	Shareef Abdur-Rahim	1297
2002-03	Glenn Rivers	1248
2003-04	Stephen Jackson	1261
2004-05	Antoine Walker	1013
2005-06	Joe Johnson	1364
2006-07	Joe Johnson	1139
2007-08	Joe Johnson	1497
2008-09	Joe Johnson	1386
2009-10	Joe Johnson	1386
2010-11	Joe Johnson	1161
2011-12	Josh Smith	1181
2012-13	Josh Smith	1182

### FIELD GOAL PERCENTAGE

(MINIMUM 300 FG MADE, 241 IN 2011-12)		
1968-69	Joe Caldwell	507
1969-70	Lou Hudson	531
1970-71	Walt Bellamy	493
1971-72	Walt Bellamy	545
1972-73	Bob Christian	548
1973-74	Lou Hudson	500
1974-75	Mike Sojourner	488
1975-76	John Drew	507
1976-77	Joe C. Meriwether	526
1977-78	Tom McMillen	493
1978-79	Wayne Rollins	538
1979-80	Wayne Rollins	558
1980-81	Dan Roundfield	527
1981-82	Wayne Rollins	584
1982-83	Mike Glenn	518
1983-84	Mike Glenn	563
1984-85	Mike Glenn	598
1985-86	Cliff Levingston	534
1986-87	Wayne Rollins	546
1987-88	Cliff Levingston	557
1988-89	Cliff Levingston	528
1989-90	Kevin Willis	519
1990-91	Kevin Willis	584
1991-92	Duane Ferrell	524
1992-93	Kevin Willis	506
1993-94	Stacey Augmon	510
1994-95	Grant Long	479
1995-96	Stacey Augmon	497
1996-97	Dikembe Mutombo	527
1997-98	Dikembe Mutombo	524
1998-99	Dikembe Mutombo	512
1999-00	Dikembe Mutombo	562
2000-01	Dikembe Mutombo	477
2001-02	Shareef Abdur-Rahim/Nazr Mohammed	461
2002-03	Shareef Abdur-Rahim	478
2003-04	Shareef Abdur-Rahim	485
2004-05	Joe Johnson	470
2005-06	Joe Johnson	453
2006-07	Joe Johnson	601
2007-08	Joe Johnson	470
2008-09	Josh Childress	571
2009-10	Al Horford	525
2010-11	Al Horford	551
2011-12	Jeff Teague	476
2012-13	Al Horford	543

## HAWKS YEARLY LEADERS, CONT.

### MOST 3-PT FIELD GOALS MADE

1979-80	Eddie Johnson	5
	James McElroy	5
1980-81	Eddie Johnson	6
1981-82	Eddie Johnson	7
1982-83	Eddie Johnson	14
	Wes Matthews	14
1983-84	Eddie Johnson	16
1984-85	Dominique Wilkins	25
1985-86	Dominique Wilkins	13
1986-87	Mike McGee	86
1987-88	Dominique Wilkins	38
1988-89	Glenn Rivers	43
1989-90	Dominique Wilkins	59
1990-91	Glenn Rivers	88
1991-92	Paul Graham	55
1992-93	Dominique Wilkins	120
1993-94	Mookie Blaylock	114
1994-95	Mookie Blaylock	199
1995-96	Mookie Blaylock	231
1996-97	Mookie Blaylock	221
1997-98	Steve Smith	97
1998-99	Mookie Blaylock	77
1999-00	Jim Jackson	117
2000-01	Jason Terry	124
2001-02	Jason Terry	172
2002-03	Jason Terry	160
2003-04	Jason Terry	146
2004-05	Antoine Walker	85
2005-06	Joe Johnson	128
2006-07	Joe Johnson	119
2007-08	Joe Johnson	169
2008-09	Mike Bibby	167
2009-10	Jamal Crawford	163
2010-11	Jamal Crawford	119
2011-12	Joe Johnson	125
2012-13	Kyle Korver	189

### MOST 3-PT FIELD GOALS ATTEMPTED

1979-80	Eddie Johnson	13
	Charlie Cross	21
1981-82	Eddie Johnson	30
1982-83	Wes Matthews	48
1983-84	Eddie Johnson	48
1984-85	Dominique Wilkins	81
1985-86	Dominique Wilkins	70
1986-87	Mike McGee	229
1987-88	Dominique Wilkins	129
1988-89	Glenn Rivers	124
1989-90	Dominique Wilkins	183
1990-91	Glenn Rivers	262
1991-92	Paul Graham	141
1992-93	Dominique Wilkins	316
1993-94	Mookie Blaylock	355
1994-95	Mookie Blaylock	541
1995-96	Mookie Blaylock	623
1996-97	Mookie Blaylock	604
1997-98	Mookie Blaylock	334
1998-99	Mookie Blaylock	251
1999-00	Jim Jackson	303
2000-01	Jason Terry	514
2001-02	Jason Terry	444
2002-03	Jason Terry	431
2003-04	Stephen Jackson	427
2004-05	Antoine Walker	288
2005-06	Joe Johnson	360
2006-07	Joe Johnson	312
2007-08	Joe Johnson	444
2008-09	Mike Bibby	428
2009-10	Jamal Crawford	427
2010-11	Jamal Crawford	349
2011-12	Joe Johnson	322
2012-13	Kyle Korver	414

### MOST FREE THROWS MADE

1968-69	Zelmo Beaty	370
1969-70	Joe Caldwell	379
1970-71	Pete Maravich	404
1971-72	Pete Maravich	355
1972-73	Pete Maravich	485
1973-74	Pete Maravich	469
1974-75	John Drew	388
1975-76	John Drew	438
1976-77	John Drew	412
1977-78	John Drew	437
1978-79	John Drew	495
1979-80	John Drew	489
1980-81	John Drew	454
1981-82	John Drew	364
1982-83	Dan Roundfield	337
1983-84	Dominique Wilkins	382
1984-85	Dominique Wilkins	486
1985-86	Dominique Wilkins	577
1986-87	Dominique Wilkins	607
1987-88	Dominique Wilkins	541
1988-89	Moses Malone	561
1989-90	Moses Malone	493
1990-91	Dominique Wilkins	476
1991-92	Dominique Wilkins	294
1992-93	Dominique Wilkins	519
1993-94	Stacey Augmon	333
1994-95	Steve Smith	471
1995-96	Christian Laettner	324
1996-97	Christian Laettner	359
1997-98	Steve Smith	389
1998-99	Dikembe Mutombo	195
1999-00	Dikembe Mutombo	298

### MOST FREE THROWS MADE (cont.)

2000-01	Jason Terry	303
2001-02	Shareef Abdur-Rahim	419
2002-03	Shareef Abdur-Rahim	455
2003-04	Shareef Abdur-Rahim	244
2004-05	Al Harrington	236
2005-06	Zaza Pachulia	297
2006-07	Zaza Pachulia	293
2007-08	Marvin Williams	336
2008-09	Joe Johnson	299
2009-10	Jamal Crawford	270
201		



# HAWKS YEARLY LEADERS, CONT.

## MOST REBOUNDS

1968-69	Bill Bridges	1132
1969-70	Bill Bridges	1181
1970-71	Bill Bridges	1233
1971-72	Walt Bellamy	1049
1972-73	Walt Bellamy	964
1973-74	Walt Bellamy	740
1974-75	John Drew	836
1975-76	John Drew	660
1976-77	John Drew	675
1977-78	Steve Hawes	690
1978-79	Dan Roundfield	865
1979-80	Dan Roundfield	837
1980-81	Dan Roundfield	634
1981-82	Dan Roundfield	721
1982-83	Dan Roundfield	880
1983-84	Dan Roundfield	721
1984-85	Cliff Levingston	566
1985-86	Kevin Willis	704
1986-87	Kevin Willis	849
1987-88	Moses Malone	547
1988-89	Moses Malone	856
1989-90	Moses Malone	567
1990-91	Dominique Wilkins	732
1991-92	Kevin Willis	1258
1992-93	Kevin Willis	1028
1993-94	Kevin Willis	983
1994-95	Grant Long	595
1995-96	Grant Long	788
1996-97	Dikembe Mutombo	929
1997-98	Dikembe Mutombo	932
1998-99	Dikembe Mutombo	610
1999-00	Dikembe Mutombo	693
2000-01	Dikembe Mutombo	696
2001-02	Shareef Abdur-Rahim	677
2002-03	Shareef Abdur-Rahim	677
2003-04	Stephen Jackson	370
2004-05	John Childress	462
2005-06	Zaza Pachulia	613
2006-07	Josh Smith	621
2007-08	Al Horford	785
2008-09	Al Horford	624
2009-10	Al Horford	799
2010-11	Al Horford	718
2011-12	Josh Smith	632
2012-13	Al Horford	757

## REBOUND AVERAGE

(MINIMUM 70 GAMES OR 800 REBOUNDS, 57 GAMES OR 644 REBOUNDS IN 2011-12)

1968-69	Bill Bridges	14.2
1969-70	Bill Bridges	14.4
1970-71	Bill Bridges	15.0
1971-72	Walt Bellamy	12.8
1972-73	Walt Bellamy	13.2
1973-74	John Washington	10.1
1974-75	John Washington	10.7
1975-76	John Drew	8.6
1976-77	John Drew	9.1
1977-78	John Drew	8.2
1978-79	Dan Roundfield	10.8
1979-80	Dan Roundfield	10.3
1980-81	Dan Roundfield	10.1
1981-82	Dan Roundfield	11.8
1982-83	Dan Roundfield	11.4
1983-84	Armond Hill	9.9
1984-85	Cliff Levingston	7.6
1985-86	Kevin Willis	8.6
1986-87	Kevin Willis	10.5
1987-88	Kevin Willis	7.3
1988-89	Moses Malone	11.8
1989-90	Moses Malone	10.0
1990-91	Dominique Wilkins	9.0
1991-92	Kevin Willis	15.5
1992-93	Kevin Willis	12.9
1993-94	Kevin Willis	12.0
1994-95	Grant Long	7.5
1995-96	Grant Long	9.6
1996-97	Dikembe Mutombo	11.6
1997-98	Dikembe Mutombo	11.4
1998-99	Dikembe Mutombo	12.2
1999-00	Dikembe Mutombo	14.1
2000-01	Dikembe Mutombo	14.1
2001-02	Shareef Abdur-Rahim	9.0
2002-03	Shareef Abdur-Rahim	8.4
2003-04	Stephen Jackson	4.6
2004-05	Josh Smith	6.2
2005-06	Zaza Pachulia	8.8
2006-07	Josh Smith	7.9
2007-08	Al Horford	9.7
2008-09	Zaza Pachulia	5.7
2009-10	Al Horford	9.9
2010-11	Al Horford	9.3
2011-12	Josh Smith	9.6
2012-13	Al Horford	10.2

## MOST OFFENSIVE REBOUNDS

1973-74	Walt Bellamy	264
1974-75	John Drew	357
1975-76	John Drew	286
1976-77	John Drew	280
1977-78	John Drew	213
1978-79	Dan Roundfield	293
1979-80	Dan Roundfield	213
1980-81	Dan Roundfield	231
1981-82	Dan Roundfield	227
1982-83	Dan Roundfield	259
1983-84	Dominique Wilkins	254
1984-85	Cliff Levingston	230
1985-86	Dominique Wilkins	261
1986-87	Kevin Willis	321
1987-88	Kevin Willis	235
1988-89	Moses Malone	364
1989-90	Moses Malone	364
1990-91	Moses Malone	271
1991-92	Kevin Willis	418
1992-93	Kevin Willis	335
1993-94	Kevin Willis	335
1994-95	Grant Long	190
1995-96	Grant Long	248
1996-97	Dikembe Mutombo	268
1997-98	Dikembe Mutombo	276
1998-99	Dikembe Mutombo	182
1999-00	Dikembe Mutombo	304
2000-01	Dikembe Mutombo	188
2001-02	Nazr Mohammed	242
2002-03	Shareef Abdur-Rahim	175

## MOST OFFENSIVE REBOUNDS (cont.)

2003-04	Shareef Abdur-Rahim	141
2004-05	John Childress	195
2005-06	Zaza Pachulia	264
2006-07	Zaza Pachulia	246
2007-08	Zaza Pachulia	246
2008-09	Zaza Pachulia	173
2009-10	Al Horford	236
2010-11	Al Horford	182
2011-12	Zaza Pachulia	193
2012-13	Al Horford	195

## MOST DEFENSIVE REBOUNDS

1973-74	Jim Washington	528
1974-75	John Drew	479
1975-76	John Drew	374
1976-77	John Drew	395
1977-78	Steve Hawes	510
1978-79	Dan Roundfield	539
1979-80	Dan Roundfield	544
1980-81	Dan Roundfield	403
1981-82	Dan Roundfield	494
1982-83	Dan Roundfield	621
1983-84	Dan Roundfield	515
1984-85	Kevin Willis	345
1985-86	Kevin Willis	461
1986-87	Kevin Willis	528
1987-88	Wayne Rollins	317
1988-89	Moses Malone	448
1989-90	Moses Malone	514
1990-91	Dominique Wilkins	440
1991-92	Kevin Willis	693
1992-93	Kevin Willis	628
1993-94	Grant Long	405
1994-95	Grant Long	540
1995-96	Grant Long	661
1996-97	Dikembe Mutombo	681
1997-98	Dikembe Mutombo	656
1998-99	Dikembe Mutombo	618
1999-00	Dikembe Mutombo	505
2000-01	Shareef Abdur-Rahim	498
2001-02	Shareef Abdur-Rahim	522
2002-03	Shareef Abdur-Rahim	354
2003-04	Antoine Walker	371
2004-05	Al Harrington	491
2005-06	Josh Smith	456
2006-07	Al Horford	537
2007-08	Al Horford	479
2008-09	Al Horford	563
2009-10	Al Horford	563
2010-11	Al Horford	498
2011-12	Josh Smith	456
2012-13	Al Horford	562

## MOST ASSISTS

1968-69	Joe Caldwell	320
1969-70	Walt Hazzard	361
1970-71	Walt Hazzard	514
1971-72	Pete Maravich	546
1972-73	Pete Maravich	396
1973-74	Pete Maravich	396
1974-75	Dean Meminger	397
1975-76	Tom Henderson	314
1976-77	Armond Hill	407
1977-78	Armond Hill	423
1978-79	Armond Hill	480
1979-80	Armond Hill	424
1980-81	Eddie Johnson	424
1981-82	Eddie Johnson	424
1982-83	Eddie Johnson	326
1983-84	Eddie Johnson	566
1984-85	Eddie Johnson	443
1985-86	Glen Rivers	823
1986-87	Glen Rivers	747
1987-88	Glen Rivers	525
1988-89	Glen Rivers	477
1989-90	Anthony "Spud" Webb	417
1990-91	Anthony "Spud" Webb	417
1991-92	Rumeal Robinson	446
1992-93	Mookie Blaylock	671
1993-94	Mookie Blaylock	769
1994-95	Mookie Blaylock	616
1995-96	Mookie Blaylock	478
1996-97	Mookie Blaylock	469
1997-98	Mookie Blaylock	278
1998-99	Mookie Blaylock	346
1999-00	Mookie Blaylock	403
2000-01	Jason Terry	444
2001-02	Jason Terry	437
2002-03	Jason Terry	437
2003-04	John Childress	151
2004-05	John Childress	151
2005-06	John Childress	151
2006-07	John Childress	151
2007-08	John Childress	151
2008-09	John Childress	151
2009-10	John Childress	151
2010-11	John Childress	151
2011-12	John Childress	151
2012-13	John Childress	151

## MOST PERSONAL FOULS

1968-69	Bill Bridges	290
1969-70	Bill Bridges	292
1970-71	Bill Bridges	317
1971-72	Don Adams	258
1972-73	George Trapp	274
1973-74	Pete Maravich	261
1974-75	John Drew	274
1975-76	John Drew	261
1976-77	John Drew	261
1977-78	John Drew	261
1978-79	John Drew	261
1979-80	John Drew	261
1980-81	John Drew	261
1981-82	John Drew	261
1982-83	John Drew	261
1983-84	John Drew	261
1984-85	John Drew	261
1985-86	John Drew	261
1986-87	John Drew	261
1987-88	John Drew	261
1988-89	John Drew	261
1989-90	John Drew	261
1990-91	John Drew	261
1991-92	John Drew	261
1992-93	John Drew	261
1993-94	John Drew	261
1994-95	John Drew	261
1995-96	John Drew	261
1996-97	John Drew	261
1997-98	John Drew	261
1998-99	John Drew	261
1999-00	John Drew	261
2000-01	John Drew	261
2001-02	John Drew	261
2002-03	John Drew	261
2003-04	John Drew	261
2004-05	John Drew	261
2005-06	John Drew	261
2006-07	John Drew	261
2007-08	John Drew	261
2008-09	John Drew	261
2009-10	John Drew	261
2010-11	John Drew	261
2011-12	John Drew	261
2012-13	John Drew	261

# HAWKS YEARLY LEADERS, CONT.

## MOST PERSONAL FOULS (cont.)

1993-94	Kevin Willis	250
1994-95	Andrew Lang	271
1995-96	Christian Laettner	276
1996-97	Christian Laettner	276
1997-98	Christian Laettner	276
1998-99	Dikembe Mutombo	254
1999-00	Dikembe Mutombo	254
2000-01	Dikembe Mutombo	254
2001-02	Dikembe Mutombo	254
2002-03	Dikembe Mutombo	254
2003-04	Dikembe Mutombo	254
2004-05	Dikembe Mutombo	254
2005-06	Dikembe Mutombo	254
2006-07	Dikembe Mutombo	254
2007-08	Dikembe Mutombo	254
2008-09	Dikembe Mutombo	254
2009-10	Dikembe Mutombo	254
2010-11	Dikembe Mutombo	254
2011-12	Dikembe Mutombo	254
2012-13	Dikembe Mutombo	254

## MOST DISQUALIFICATIONS

1968-69	Zelmo Beaty	7
1969-70	Bill Bridges	6
1970-71	Bill Bridges	7
1971-72	Don Adams	5
1972-73	George Trapp	11
1973-74	John Brown	10
1974-75	Mike Soljourner	10
1975-76	John Brown	11
1976-77	John Brown	11
1977-78	John Brown	11
1978-79	John Brown	11
1979-80	John Brown	11
1980-81	John Brown	11
1981-82	John Brown	11
1982-83	John Brown	11
1983-84	John Brown	11
1984-85	John Brown	11
1985-86	John Brown	11
1986-87	John Brown	11
1987-88	John Brown	11
1988-89	John Brown	11
1989-90	John Brown	11
1990-91	John Brown	11
1991-92	John Brown	11
1992-93	John Brown	11
1993-94	John Brown	11
1994-95	John Brown	11
1995-96	John Brown	11
1996-97	John Brown	11
1997-98	John Brown	11
1998-99	John Brown	11
1999-00	John Brown	11
2000-01	John Brown	11
2001-02	John Brown	11
2002-03	John Brown	11
2003-04	John Brown	11
2004-05	John Brown	11
2005-06	John Brown	11
2006-07	John Brown	11
2007-08	John Brown	11
2008-09	John Brown	11
2009-10	John Brown	11
2010-11	John Brown	11
2011-12	John Brown	11
2012-13	John Brown	11

## MOST STEALS

1973-74	Lou Hudson	160
1974-75	John Drew	139
1975-76	John Drew	118
1976-77	Ken Charles	141
1977-78	Armond Hill	151
1978-79	Tom Dak	126
1979-80	John Drew	126
1980-81	Eddie Johnson	126
1981-82	Dominique Wilkins	84
1982-83	Glen Rivers	126
1983-84	Glen Rivers	126
1984-85	Glen Rivers	126
1985-86	Dominique Wilkins	138
1986-87	Glen Rivers	171
1987-88	Glen Rivers	140
1988-89	Glen Rivers	181
1989-90	Dominique Wilkins	126
1990-91	Glen Rivers	148
1991-92	Stacey Augmon	126
1992-93	Mookie Blaylock	203
1993-94	Mookie Blaylock	212
1994-95	Mookie Blaylock	203
199		



## HAWKS INDIVIDUAL RECORDS (\*) NBA Record

Category	Player	Opponent	Years/Date
----------	--------	----------	------------

### MOST POINTS

Career.....	23,292	Dominique Wilkins	1982-94
Season.....	2,397	Dominique Wilkins	1987-88
Game.....	57	Dominique Wilkins vs. Chicago	12-10-86
		Dominique Wilkins vs. New Jersey	4-10-86
		Lou Hudson vs. Chicago at Auburn, AL	11-10-69
		Bob Pettit at Detroit	2-18-61
Half.....	36	Dominique Wilkins vs. Sacramento	2-16-88
Quarter.....	28	Dominique Wilkins vs. Sacramento	2-16-88
Overtime.....	13	Steve Smith vs. Washington	1-24-97
		Joe Caldwell vs. Cincinnati	2-18-70

### HIGHEST SCORING AVERAGE

Career.....	26.4	Dominique Wilkins	1982-94
	26.4	Bob Pettit	1954-65
Season.....	30.7	Dominique Wilkins	1987-88

### MOST FIELD GOALS MADE

Career.....	8,752	Dominique Wilkins	1982-94
Season.....	909	Dominique Wilkins	1987-88
Game.....	25	Lou Hudson vs. Chicago at Auburn, AL	11-10-69
		Bob Pettit at Detroit	2-08-61
Half.....	15	Lou Hudson vs. Chicago at Auburn, AL	11-10-69
		John Drew vs. Denver	12-20-78
Quarter.....	12	Cliff Hagan at New York	2-04-58

### MOST FIELD GOALS ATTEMPTED

Career.....	18,743	Dominique Wilkins	1982-94
Season.....	1,957	Dominique Wilkins	1987-88
Game.....	43	Bob Pettit at Philadelphia	12-06-61
Half.....	30	Bob Pettit at Philadelphia	12-06-61
Quarter.....	19	Bob Pettit at Philadelphia	12-06-61

### HIGHEST FIELD GOAL PERCENTAGE

Career.....	.553	Mike Glenn	1981-85
Season.....	.588	Mike Glenn	1984-85

### MOST 3-POINT FIELD GOALS MADE

Career.....	1,050	Mookie Blaylock	1992-99
Season.....	231	Mookie Blaylock	1995-96
Game.....	9	Steve Smith vs. Seattle	3-14-97
Half.....	8	Kyle Korver vs. Boston	1-25-13
Quarter.....	7	Henry James vs. New Jersey	4-15-97
		Steve Smith vs. Seattle	3-14-97

### MOST 3-POINT FIELD GOALS ATTEMPTED

Career.....	3,023	Mookie Blaylock	1992-99
Season.....	623	Mookie Blaylock	1995-96
Game.....	16	Mookie Blaylock vs. Cleveland	3-01-96
		Mookie Blaylock vs. Houston	3-13-95
Half.....	11	Mookie Blaylock vs. Cleveland	3-01-96
Quarter.....	9	Henry James vs. New Jersey	4-15-97

### MOST FREE THROWS MADE

Career.....	6,182	Bob Pettit	1954-65
Season.....	607	Dominique Wilkins	1986-87
Game.....	23	Dominique Wilkins vs. Chicago	12-08-92
Half.....	16	Pete Maravich at Chicago	1-09-73
Quarter.....	14	Pete Maravich vs. Buffalo	11-28-73

## HAWKS INDIVIDUAL RECORDS, CONT. (\*) NBA Record

Category	Player	Opponent	Years/Date
----------	--------	----------	------------

### MOST FREE THROWS ATTEMPTED

Career.....	8,119	Bob Pettit	1954-65
Season.....	742	Dominique Wilkins	1986-87
Game.....	28	John Drew at Phoenix	4-05-77
Half.....	18	John Drew at Phoenix	2-09-78
		John Drew at Phoenix	4-05-77
Quarter.....	16	Pete Maravich at Chicago	1-02-73

### CONSECUTIVE FREE THROWS MADE

Season.....	47	Tom McMillen	1978-79
Game.....	(*) 23	Dominique Wilkins vs. Chicago	12-08-92

### HIGHEST FREE THROW PERCENTAGE

Career.....	.882	Salim Stoudamire	2005-08
Season.....	.891	Tom McMillen	1978-79

### MOST REBOUNDS

Career.....	12,851	Bob Pettit	1954-65
Season.....	1,540	Bob Pettit (with St. Louis)	1960-61
Game.....	1,258	Kevin Willis (with Atlanta)	1991-92
		Bob Pettit vs. Cincinnati	3-02-58
		Bob Pettit vs. Minneapolis at New York	1-04-56
Half.....	21	Bob Pettit vs. Cincinnati	3-02-58
Quarter.....	15	Zelmo Beaty vs. Boston	2-14-69

### MOST OFFENSIVE REBOUNDS

Career.....	2,615	Kevin Willis	1982-94, 2004-05
Season.....	418	Kevin Willis	1991-92
Game.....	16	Walt Bellamy vs. Buffalo	12-11-73
Half.....	11	Kevin Willis vs. Washington	2-19-92
Quarter.....	7	Zaza Pachulia at Milwaukee	2-23-13

### MOST DEFENSIVE REBOUNDS

Career.....	4,092	Wayne Rollins	1977-88
Season.....	853	Dikembe Mutombo	1999-00
Game.....	20	Kevin Willis vs. Dallas	12-03-91
Half.....	15	Kevin Willis vs. Seattle	2-03-92
Quarter.....	12	Kevin Willis vs. Seattle	2-03-92

### HIGHEST REBOUNDING AVERAGE

Career.....	16.2	Bob Pettit	1954-65
Season.....	15.5	Kevin Willis	1991-92

### MOST ASSISTS

Career.....	3,866	Glenn Rivers	1983-91
Season.....	823	Glenn Rivers	1986-87
Game.....	23	Mookie Blaylock vs. Utah	3-06-93
Half.....	16	Glenn Rivers vs. Phoenix	3-08-88
Quarter.....	11	John McCarthy vs. Detroit	3-08-60

### HIGHEST ASSISTS AVERAGE

Career.....	7.3	Mookie Blaylock	1992-99
Season.....	10.3	Glenn Rivers	1986-87

### MOST STEALS

Career.....	1,321	Mookie Blaylock	1992-99
Season.....	212	Mookie Blaylock	1993-94, 1995-96, 1996-97
Game.....	10	Mookie Blaylock vs. Philadelphia	4-14-98
Half.....	7	Mookie Blaylock vs. Minnesota	3-01-94
Quarter.....	6	Mookie Blaylock vs. Minnesota	3-01-94



## HAWKS INDIVIDUAL RECORDS, CONT. (\*) NBA Record

Category	Player	Opponent	Years/Date
<b>MOST BLOCKED SHOTS</b>			
Career	2,283	Wayne Rollins	1977-88
Season	343	Wayne Rollins	1982-83
Game	12	Wayne Rollins vs. Portland	2-21-79
Half	8	Josh Smith vs. Philadelphia	2-04-08
	8	Wayne Rollins vs. Cleveland	3-29-83
Quarter	6	Josh Smith vs. Philadelphia	2-04-08
	6	Antoine Carr vs. New York	3-11-88
	6	Wayne Rollins vs. New Jersey	12-03-82

Category	Player	Opponent	Years/Date
<b>MOST TURNOVERS</b>			
Career	2,286	Dominique Wilkins	1982-95
Season	261	Dominique Wilkins	1985-86
Game	(*) 14	John Drew at New Jersey	3-01-78
Half	9	John Drew at New Jersey	3-01-78
Quarter	6	Joe Johnson at Philadelphia	3-22-06
	6	John Drew at New Jersey	3-01-78

Category	Player	Opponent	Years/Date
<b>MOST MINUTES PLAYED</b>			
Career	32,537	Dominique Wilkins	1982-94
Season	3,343	Joe Johnson	2007-08

Category	Player	Opponent	Years/Date
<b>MOST GAMES PLAYED</b>			
Career	882	Dominique Wilkins	1982-95
Season	82	achieved 54 times	

Category	Player	Opponent	Years/Date
<b>MOST PERSONAL FOULS</b>			
Career	2,924	Wayne Rollins	1977-88
Season	358	Dan Roundfield	1978-79
Game	(*) 8	Don Otten Tri-Cities at Sheboygen	11-24-49

Category	Player	Opponent	Years/Date
<b>MOST DISQUALIFICATIONS</b>			
Career	88	Wayne Rollins	1977-88
Season	21	Joe C. Meriweather	1976-77

## TEAM RECORDS (\*) NBA Record

Category	Opponent	Years/Date	Category	Opponent	Years/Date
<b>MOST POINTS</b>					
Season	9,646	1969-70			
Game	155 at San Diego	2-11-70			
	155 vs. New York	1-24-60			
Half	97 at San Diego	2-11-70			
Quarter	54 at San Diego	2-11-70			
Overtime	20 at Detroit	1-27-12			
	20 vs. Toronto	4-02-08			
<b>MOST FIELD GOALS MADE</b>					
Season	3,817	1969-70			
Game	65 vs. Detroit	12-06-60			
Half	40 at San Antonio	11-27-79			
Quarter	23 vs. Detroit	12-06-60			
<b>MOST FIELD GOALS ATTEMPTED</b>					
Season	8,003	1972-73			
Game	134 at Philadelphia	12-06-61			
Half	68 vs. Chicago	10-28-61			
Quarter	36 vs. New York	1-24-60			
<b>HIGHEST SCORING AVERAGE</b>					
Season	117.6	1969-70			
<b>HIGHEST FIELD GOAL PCT.</b>					
Season	.490	1985-86			
<b>MOST FREE THROWS MADE</b>					
Season	2,120	1970-71			
Game	49 vs. Detroit	3-07-59			
Half	31 vs. New York	12-14-57			
Quarter	(*) 26 at Milwaukee	3-03-91			
<b>MOST FREE THROWS ATTEMPTED</b>					
Season	2,975	1970-71			
Game	64 vs. Boston	2-15-70			
Half	40 at Phoenix	2-09-78			
Quarter	29 vs. Syracuse	12-21-57			
<b>HIGHEST FREE THROW PCT.</b>					
Season	.800	1988-89			

## TEAM RECORDS, CONT. (\*) NBA Record

Category	Opponent	Years/Date	Category	Opponent	Years/Date
<b>MOST 3-PT. FIELD GOALS MADE</b>					
Season	706	2012-13			
Game	19 at Dallas	12-17-96			
Half	10 vs. New Jersey	1-06-10			
	10 vs. New Jersey	4-12-04			
	8 at Dallas	12-17-96			
	8 vs. Indiana	4-07-95			
<b>MOST 3-PT. FIELD GOALS ATTEMPTED</b>					
Season	1,901	2012-13			
Game	36 vs. Boston	1-25-13			
Half	21 vs. Boston	1-25-13			
Quarter	13 vs. New Jersey	4-15-97			
	13 at Denver	2-02-97			
	25 vs. Indiana	4-07-95			
	25 at Philadelphia	2-24-93			
	11-30-86	11-30-86			
<b>MOST REBOUNDS</b>					
Season	4,599	1968-69			
Game	102 vs. New York	12-14-57			
Half	55 vs. New York	12-14-57			
Quarter	35 vs. New York	12-14-57			
<b>MOST OFFENSIVE REBOUNDS**</b>					
Season	1,441	1974-75			
Game	36 at Buffalo	11-13-73			
Half	22 vs. New York	1-03-87			
Quarter	12 vs. Cleveland	2-04-79			
<b>MOST DEFENSIVE REBOUNDS**</b>					
Season	2,712	1973-74			
Game	49 vs. Utah	3-25-12			
	49 vs. Philadelphia	10-22-74			
Half	28 vs. Cleveland	2-29-80			
Quarter	16 at Chicago	1-10-75			
<b>MOST ASSISTS</b>					
Season	2,846	1980-81			
Game	47 vs. New York	1-24-60			
Half	34 at Washington	3-05-75			
Quarter	25 at San Diego	2-11-70			
<b>MOST PERSONAL FOULS</b>					
Season	1,916	1972-73			
<b>MOST DISQUALIFICATIONS</b>					
Season	80	1977-78			
Game	5 at Utah	2-19-86			
<b>MOST STEALS**</b>					
Season	916	1977-78			
Game	23 at Philadelphia	4-09-97			
Half	14 at Philadelphia	4-09-97			
	14 at Philadelphia	1-19-77			
Quarter	8 vs. Indiana	3-06-92			
<b>MOST BLOCKED SHOTS**</b>					
Season	665	1982-83			
Game	19 vs. Chicago	11-23-82			
Half	12 vs. New York	3-11-88			
Quarter	9 vs. New York	3-11-88			
<b>MOST TURNOVERS**</b>					
Season	1,523	1978-79			
Game	40 vs. Chicago	10-23-68			
Half	20 vs. Detroit	1-04-78			
Quarter	13 at New Orleans	11-29-03			
<b>FEWEST POINTS</b>					
Season	4,315	1998-99			
Game	57 Milwaukee vs. Boston	2-27-55			
	57 at Providence, R.I.	2-27-55			
	ATL-era 58 at Chicago	1-14-13			
First Half	20 at Chicago	1-14-13			
Second Half	25 vs. New Orleans	1-21-11			
	25 vs. Orlando	11-26-09			
	25 vs. Cleveland	11-09-04			
First Quarter	7 at L.A. Lakers	1-09-04			
Second Quarter	5 at Chicago	1-14-13			
Third Quarter	8 at Chicago	2-20-07			
	8 vs. Minnesota	12-06-07			
Fourth Quarter	8 at Cleveland	1-05-05			
	8 at Golden State	11-05-03			
	8 vs. Minnesota	3-01-94			
Overtime	0 at Miami	1-05-12			
<b>LOWEST SCORING AVERAGE</b>					
Season	86.3	1998-99			
<b>FEWEST FIELD GOALS MADE</b>					
Season	1,539	1998-99			
Game	20 at Cleveland	4-10-99			
<b>FEWEST FIELD GOALS ATTEMPTED</b>					
Season	3,760	1998-99			
Game	57 vs. Cleveland	3-04-97			
<b>LOWEST FIELD GOAL PERCENTAGE</b>					
Season	.409	1998-99			
<b>FEWEST FREE THROWS MADE</b>					
Season	1,040	1998-99			
Game	2 at Cleveland	1-09-13			
<b>FEWEST FREE THROWS ATTEMPTED</b>					
Season	1,422	1998-99			
Game	5 at Cleveland	1-09-13			
	5 at LA Clippers	2-26-00			
<b>LOWEST FREE THROW PERCENTAGE</b>					
Season	.687	1968-69			
<b>FEWEST REBOUNDS</b>					
Season	2,175	1998-99			
Game	21 at Milwaukee	3-06-00			

\*\*Statistics in these areas were not kept prior to 1973-74. For the top team season highs and lows in every category, see pg. 104.



TEAM RECORDS, CONT. (\*) NBA Record

FEWEST OFFENSIVE REBOUNDS\*\*
Category Opponent Years/Date
Season .....652 2011-12

FEWEST DEFENSIVE REBOUNDS\*\*
Season .....1,499 1998-99

FEWEST ASSISTS
Season .....782 1998-99
Game.....5 vs. New York 4-28-99

FEWEST PERSONAL FOULS
Season .....987 1998-99

ALL-TIME CAREER LEADERS \*all St. Louis years @ years spent in St. Louis/Atlanta

GAMES PLAYED

Dominique Wilkins .....882 .....1982-94
Wayne Rollins .....814 .....1977-88
\* Bob Pettit .....792 .....1954-65
Kevin Willis .....753 .....1984-94, 04-05
\* Cliff Hagan .....746 .....1956-66
@ Lou Hudson .....730 .....1968-77
Jon Koncak .....717 .....1985-95
@ Bill Bridges .....683 .....1962-71
Josh Smith .....676 .....2004-13
Eddie Johnson .....619 .....1977-86

MINUTES PLAYED

Dominique Wilkins .....32,545 .....1982-94
\* Bob Pettit .....30,590 .....1954-65
@ Lou Hudson .....25,825 .....1968-77
@ Bill Bridges .....23,574 .....1962-71
Josh Smith .....23,078 .....2004-13
Kevin Willis .....22,588 .....1984-94, 04-05
\* Cliff Hagan .....21,731 .....1956-66
Wayne Rollins .....20,763 .....1977-88
Joe Johnson .....19,733 .....2005-12
\* Lenny Wilkens .....19,566 .....1960-68

AVERAGE MINUTES (MIN. 100 GMS)

Joe Johnson .....38.8 .....2005-12
\* Bob Pettit .....38.6 .....1954-65
Shareef Abdur-Rahim .....38.0 .....2001-04
Al Harrington .....37.5 .....2004-06
Steve Smith .....37.3 .....1994-99
Pete Maravich .....37.2 .....1970-74
Mookie Blaylock .....37.1 .....1992-99
Dominique Wilkins .....36.9 .....1982-94
Dikembe Mutombo .....36.2 .....1996-01
Walt Bellamy .....36.1 .....1969-74

TOTAL POINTS

Dominique Wilkins .....23,292 .....1982-94
\* Bob Pettit .....20,880 .....1954-65
@ Lou Hudson .....16,049 .....1968-77

FEWEST DISQUALIFICATIONS
Season .....3 2008-09

FEWEST STEALS\*\*
Season .....346 1998-99
Game.....0 at Milwaukee 3-02-03
at Charlotte 12-21-96

FEWEST BLOCKED SHOTS\*\*
Season .....33 1973-74
Game.....0 many times, most recently:
at Toronto (3-27-13)

\*\*Statistics in these areas were not kept prior to 1973-74. For the top three team season highs and lows in every category, see pg. 104.

TOTAL POINTS (cont.)

\* Cliff Hagan .....13,447 .....1956-66
John Drew .....12,621 .....1974-82
Joe Johnson .....10,606 .....2005-12
Kevin Willis .....10,582 .....1984-94, 04-05
Josh Smith .....10,371 .....2004-13
Eddie Johnson .....9,631 .....1977-86
@ Zelmo Beaty .....8,727 .....1962-69

SCORING AVERAGE (MIN. 100 GMS)

Dominique Wilkins .....26.4 .....1982-94
\* Bob Pettit .....26.4 .....1954-65
Pete Maravich .....24.3 .....1970-74
@ Lou Hudson .....22.0 .....1968-77
John Drew .....21.2 .....1974-82
Joe Johnson .....20.9 .....2005-12
Shareef Abdur-Rahim .....20.4 .....2001-04
\* Clyde Lovellette .....19.3 .....1958-62
Steve Smith .....18.6 .....1994-99
\* Cliff Hagan .....18.3 .....1956-66

FIELD GOALS MADE

Dominique Wilkins .....8,752 .....1982-94
\* Bob Pettit .....7,349 .....1954-65
@ Lou Hudson .....6,570 .....1968-77
\* Cliff Hagan .....5,239 .....1956-66
John Drew .....4,545 .....1974-82
Kevin Willis .....4,382 .....1984-94, 04-05
Josh Smith .....4,030 .....2004-13
Joe Johnson .....4,007 .....2005-12
Eddie Johnson .....3,801 .....1977-86
@ Bill Bridges .....3,269 .....1962-71

FIELD GOALS ATTEMPTED

Dominique Wilkins .....18,743 .....1982-94
\* Bob Pettit .....16,872 .....1954-65
@ Lou Hudson .....13,501 .....1968-77
\* Cliff Hagan .....11,630 .....1956-66
John Drew .....9,660 .....1974-82
Joe Johnson .....8,929 .....2005-12
Kevin Willis .....8,707 .....1984-94, 04-05
Josh Smith .....8,674 .....2004-13
Eddie Johnson .....8,157 .....1977-86
@ Bill Bridges .....7,408 .....1962-71

ALL-TIME CAREER LEADERS \*all St. Louis years @ years spent in St. Louis/Atlanta

FIELD GOAL PCT. (Minimum 500 FGM)

Mike Glenn .....553 .....1981-85
Al Horford .....539 .....2007-
Dikembe Mutombo .....529 .....1996-01
Wayne Rollins .....529 .....1977-88
Cliff Levingston .....528 .....1984-90
Josh Childress .....522 .....2004-08
Antoine Carr .....516 .....1984-90
Walt Bellamy .....508 .....1969-74
Joe Caldwell .....507 .....1968-70
Rory Sparrow .....507 .....1981-83

MOST 3-PT. FIELD GOALS MADE

Mookie Blaylock .....1,050 .....1992-99
Joe Johnson .....908 .....2005-12
Jason Terry .....648 .....1999-04
Steve Smith .....549 .....1994-99
Dominique Wilkins .....500 .....1982-94
Mike Bibby .....475 .....2008-11
Jamal Crawford .....282 .....2009-11
Josh Smith .....267 .....2004-13
Marvin Williams .....215 .....2005-12
Craig Ehlo .....210 .....1993-96

MOST 3-PT. FIELD GOALS ATTEMPTED

Mookie Blaylock .....3,023 .....1992-99
Joe Johnson .....2,502 .....2005-12
Jason Terry .....1,767 .....1999-04
Steve Smith .....1,642 .....1994-99
Dominique Wilkins .....1,587 .....1982-94
Mike Bibby .....1,195 .....2008-11
Josh Smith .....942 .....2004-13
Jamal Crawford .....776 .....2009-11
Marvin Williams .....654 .....2005-12
Craig Ehlo .....576 .....1993-96

MOST FREE THROWS MADE

\* Bob Pettit .....6,182 .....1954-65
Dominique Wilkins .....5,288 .....1982-94
John Drew .....3,527 .....1974-82
\* Cliff Hagan .....2,969 .....1956-66
@ Lou Hudson .....2,909 .....1968-77
\* Lenny Wilkens .....2,639 .....1960-68
\* Zelmo Beaty .....2,207 .....1962-69
@ Bill Bridges .....2,147 .....1962-71
Josh Smith .....2,044 .....2004-13
Glenn Rivers .....2,008 .....1983-91

MOST FREE THROWS ATTEMPTED

\* Bob Pettit .....8,119 .....1954-65
Dominique Wilkins .....6,506 .....1982-94
John Drew .....4,743 .....1974-82
\* Cliff Hagan .....3,722 .....1956-66
@ Lou Hudson .....3,659 .....1968-77
\* Lenny Wilkens .....3,486 .....1960-68
Josh Smith .....3,125 .....2004-13
@ Bill Bridges .....3,099 .....1962-71
@ Zelmo Beaty .....2,954 .....1962-69
Kevin Willis .....2,570 .....1984-94, 2004-05

HIGHEST FREE THROW PCT

(Minimum 200 FTM)
Salim Stoudamire .....882 .....2005-08
Glenn Robinson .....876 .....2002-03
Jim Jackson .....872 .....1999-00
Tyronn Lue .....870 .....2004-08
Jamal Crawford .....856 .....2009-11
Jason Terry .....845 .....1999-04
Steve Smith .....844 .....1994-99
Shareef Abdur-Rahim .....835 .....2001-04
Christian Laettner .....835 .....1996-98
\* Clyde Lovellette .....832 .....1958-62

TOTAL REBOUNDS

\* Bob Pettit .....12,849 .....1954-65
@ Bill Bridges .....8,656 .....1962-71
Kevin Willis .....7,332 .....1984-94, 2004-05
Dominique Wilkins .....6,119 .....1982-94
Wayne Rollins .....5,994 .....1977-88
@ Zelmo Beaty .....5,622 .....1962-69
Josh Smith .....5,407 .....2004-13
\* Cliff Hagan .....5,019 .....1956-66
Dan Roundfield .....4,658 .....1978-84
John Drew .....4,433 .....1974-82

MOST OFFENSIVE REBOUNDS

Kevin Willis .....2,615 .....1984-94, 2004-05
Dominique Wilkins .....2,531 .....1982-94
Wayne Rollins .....1,902 .....1977-88
John Drew .....1,878 .....1974-82
Dan Roundfield .....1,542 .....1978-84
Josh Smith .....1,409 .....2004-13
Zaza Pachulia .....1,247 .....2005-13
Dikembe Mutombo .....1,228 .....1996-01
Cliff Levingston .....1,177 .....1984-90
Alan Henderson .....1,153 .....1995-04

MOST DEFENSIVE REBOUNDS

Kevin Willis .....4,717 .....1984-94, 2004-05
Wayne Rollins .....4,092 .....1977-88
Josh Smith .....3,998 .....2004-13
Dominique Wilkins .....3,588 .....1982-94
Dan Roundfield .....3,116 .....1978-84
Dikembe Mutombo .....3,093 .....1996-01
Al Horford .....2,728 .....2007-
Jon Koncak .....2,583 .....1985-95
John Drew .....2,555 .....1974-82
Steve Hawes .....2,244 .....1976-83

REBOUNDING AVERAGE (Minimum 100 games)

\* Bob Pettit .....16.2 .....1954-65
@ Bill Bridges .....12.7 .....1962-71
Dikembe Mutombo .....12.6 .....1996-01
Walt Bellamy .....12.2 .....1969-74
@ Zelmo Beaty .....11.2 .....1962-69
Dan Roundfield .....10.7 .....1978-84
Moses Malone .....9.9 .....1988-91
Kevin Willis .....9.8 .....1984-94, 2004-05
Al Horford .....9.6 .....2007-
\* Clyde Lovellette .....9.6 .....1958-62

MOST ASSISTS

Glenn Rivers .....3,866 .....1983-91
Mookie Blaylock .....3,764 .....1992-99
Eddie Johnson .....3,207 .....1977-86
\* Lenny Wilkens .....3,049 .....1960-68
Joe Johnson .....2,653 .....2005-12
\* Bob Pettit .....2,369 .....1954-65
Dominique Wilkins .....2,321 .....1982-94
\* Cliff Hagan .....2,242 .....1956-66
Jason Terry .....2,230 .....1999-04
Josh Smith .....2,170 .....2004-13



## ALL-TIME CAREER LEADERS, CONT. \*all St. Louis years @ years spent in St. Louis/Atlanta

### MOST STEALS

Mookie Blaylock.....	1,321	1992-99
Dominique Wilkins.....	1,245	1982-94
Glenn Rivers.....	1,166	1983-91
John Drew.....	859	1974-82
Josh Smith.....	857	2004-13
Eddie Johnson.....	741	1977-86
Jason Terry.....	588	1999-04
Kevin Willis.....	581	1984-94, 2004-05
Stacey Augmon.....	570	1991-96
Jon Koncak.....	515	1985-95

### MOST BLOCKED SHOTS

Wayne Rollins.....	2,283	1977-88
Josh Smith.....	1,440	2004-13
Dikembe Mutombo.....	1,094	1993-01
Jon Koncak.....	747	1985-95
Dan Roundfield.....	716	1978-84
Dominique Wilkins.....	588	1982-94
Theo Ratliff.....	436	2001-04
Al Horford.....	434	2007-
Kevin Willis.....	425	1984-94, 2004-05
Cliff Levingston.....	371	1984-90

## ALL-TIME SEASON LEADERS \* St. Louis Hawks players

### GAMES PLAYED

* Zelmo Beaty.....	82	1967-68
Bill Bridges.....	82	1969-70
Joe Caldwell.....	82	1969-70
Walt Hazzard.....	82	1969-70
Jim Davis.....	82	1969-70
Walt Hazzard.....	82	1970-71
Walt Bellamy.....	82	1970-71
Bill Bridges.....	82	1970-71
Walt Bellamy.....	82	1971-72
Herm Gilliam.....	82	1971-72
Ken Charles.....	82	1976-77
Armond Hill.....	82	1977-78
Ollie Johnson.....	82	1977-78
Armond Hill.....	82	1978-79
Tom McMillen.....	82	1978-79
Steve Hawes.....	82	1979-80
Wayne Rollins.....	82	1979-80
Jack Givens.....	82	1979-80
Rory Sparrow.....	82	1981-82
Dominique Wilkins.....	82	1982-83
Kevin Willis.....	82	1984-85
Kevin Willis.....	82	1985-86
Jon Koncak.....	82	1985-86
Jon Koncak.....	82	1986-87
Cliff Levingston.....	82	1986-87
Cliff Levingston.....	82	1986-87
Cliff Levingston.....	82	1987-88
Anthony Webb.....	82	1987-88
Randy Wittman.....	82	1987-88
John Battle.....	82	1988-89
Reggie Theus.....	82	1988-89
Anthony Webb.....	82	1989-90
Moses Malone.....	82	1990-91
Stacey Augmon.....	82	1991-92
Duane Ferrell.....	82	1992-93
Adam Keefe.....	82	1992-93
Stacey Augmon.....	82	1993-94
Craig Ehlo.....	82	1993-94
Jon Koncak.....	82	1993-94
Andrew Lang.....	82	1993-94

### MOST PERSONAL FOULS

Wayne Rollins.....	2,924	1977-88
@ Bill Bridges.....	2,575	1962-71
* Cliff Hagan.....	2,547	1956-66
* Bob Pettit.....	2,526	1954-65
Kevin Willis.....	2,364	1984-94, 2004-05
Jon Koncak.....	2,248	1985-95
John Drew.....	2,216	1974-82
@ Lou Hudson.....	2,110	1968-77
@ Zelmo Beaty.....	2,002	1962-69
Josh Smith.....	1,915	2004-13

### MOST DISQUALIFICATIONS

Wayne Rollins.....	88	1977-88
John Drew.....	76	1974-82
* Charles Share.....	74	1953-60
@ Zelmo Beaty.....	65	1962-69
@ Bill Bridges.....	61	1962-71
John Brown.....	49	1973-80
Armond Hill.....	39	1976-84
* Lenny Wilkens.....	38	1960-68
Jon Koncak.....	37	1985-95
Dan Roundfield.....	36	1978-84

### GAMES PLAYED (cont.)

Ennis Whitley.....	82	1993-94
Andrew Lang.....	82	1994-95
Grant Long.....	82	1995-96
Christian Laettner.....	82	1996-97
Dikembe Mutombo.....	82	1997-98
Alan Henderson.....	82	1999-00
Dikembe Mutombo.....	82	1999-00
Jason Terry.....	82	2000-01
Nazr Mohammed.....	82	2001-02
Hanno Mottölä.....	82	2001-02
Jacque Vaughn.....	82	2001-02
Alan Henderson.....	82	2002-03
Joe Johnson.....	82	2005-06
Joe Johnson.....	82	2007-08

### MOST MINUTES PLAYED

Joe Johnson.....	3,343	2007-08
Joe Johnson.....	3,340	2005-06
*Bob Pettit.....	3,296	1963-64
*Bob Pettit.....	3,282	1961-62
Bill Bridges.....	3,269	1969-70
*Bill Bridges.....	3,197	1967-68
Walt Bellamy.....	3,187	1971-72
Christian Laettner.....	3,140	1996-97
Bill Bridges.....	3,140	1970-71
*Bill Bridges.....	3,130	1966-67
Joe Johnson.....	3,124	2008-09
Lou Hudson.....	3,113	1970-71
Lou Hudson.....	3,091	1969-70
Pete Maravich.....	3,089	1972-73
Jason Terry.....	3,089	2000-01

## ALL-TIME SEASON LEADERS, CONT. \* St. Louis Hawks players

### TOTAL POINTS

* Bob Pettit.....	2,429	1961-62
Dominique Wilkins.....	2,397	1987-88
Dominique Wilkins.....	2,366	1985-86
Dominique Wilkins.....	2,294	1986-87
* Bob Pettit.....	2,241	1962-63
Dominique Wilkins.....	2,217	1984-85
* Bob Pettit.....	2,190	1963-64
Dominique Wilkins.....	2,138	1989-90
Dominique Wilkins.....	2,121	1992-93
* Bob Pettit.....	2,120	1960-61
Pete Maravich.....	2,107	1973-74
* Bob Pettit.....	2,105	1958-59
Dominique Wilkins.....	2,101	1990-91
Dominique Wilkins.....	2,099	1988-89
Pete Maravich.....	2,063	1972-73

### SCORING AVERAGE

* Bob Pettit.....	31.1	1961-62
Dominique Wilkins.....	30.7	1987-88
Dominique Wilkins.....	30.3	1985-86
Dominique Wilkins.....	29.9	1992-93
* Bob Pettit.....	29.2	1958-59
Dominique Wilkins.....	29.0	1986-87
* Bob Pettit.....	28.4	1962-63
Dominique Wilkins.....	28.1	1991-92
* Bob Pettit.....	27.9	1960-61
Pete Maravich.....	27.7	1973-74
Dominique Wilkins.....	27.4	1984-85
* Bob Pettit.....	27.4	1963-64
Lou Hudson.....	27.1	1972-73
Lou Hudson.....	26.8	1970-71
Dominique Wilkins.....	26.7	1989-90

### MOST FIELD GOALS MADE

Dominique Wilkins.....	909	1987-88
Dominique Wilkins.....	888	1985-86
* Bob Pettit.....	867	1961-62
Dominique Wilkins.....	853	1984-85
Lou Hudson.....	830	1969-70
Lou Hudson.....	829	1970-71
Dominique Wilkins.....	828	1986-87
Pete Maravich.....	819	1973-74
Lou Hudson.....	816	1972-73
Dominique Wilkins.....	814	1988-89
Dominique Wilkins.....	810	1989-90
* Bob Pettit.....	791	1963-64
Pete Maravich.....	789	1972-73

### MOST FIELD GOALS ATTEMPTED

Dominique Wilkins.....	1,957	1987-88
* Bob Pettit.....	1,928	1961-62
Dominique Wilkins.....	1,897	1985-86
Dominique Wilkins.....	1,891	1984-85
Pete Maravich.....	1,791	1973-74
Pete Maravich.....	1,788	1972-73
Dominique Wilkins.....	1,787	1986-87
Dominique Wilkins.....	1,756	1988-89
* Bob Pettit.....	1,720	1960-61
Lou Hudson.....	1,713	1970-71
Lou Hudson.....	1,710	1972-73
* Bob Pettit.....	1,708	1963-64
Dominique Wilkins.....	1,672	1989-90
Dominique Wilkins.....	1,640	1990-91
Pete Maravich.....	1,613	1970-71

### HIGHEST FG PERCENTAGE (Minimum 200 FGM)

Mike Glenn.....	.588	1984-85
Wayne Rollins.....	.584	1981-82
Josh Childress.....	.571	2007-08
Mike Glenn.....	.563	1983-84
Dikembe Mutombo.....	.562	1999-00
Wayne Rollins.....	.558	1979-80
Al Horford.....	.557	2010-11
Cliff Levingston.....	.557	1987-88
Josh Childress.....	.552	2005-06
Al Horford.....	.551	2009-10
Walt Bellamy.....	.545	1971-72

### MOST 3-PT. FIELD GOALS MADE

Mookie Blaylock.....	231	1995-96
Mookie Blaylock.....	221	1996-97
Mookie Blaylock.....	199	1994-95
Kyle Korver.....	189	2012-13
Jason Terry.....	172	2001-02
Joe Johnson.....	169	2007-08
Mike Bibby.....	167	2008-09
Jamal Crawford.....	163	2009-10
Jason Terry.....	160	2002-03
Joe Johnson.....	149	2008-09

### MOST 3-PT. FIELD GOALS ATTEMPTED

Mookie Blaylock.....	623	1995-96
Mookie Blaylock.....	604	1996-97
Mookie Blaylock.....	555	1994-95
Joe Johnson.....	444	2007-08
Jason Terry.....	444	2001-02
Jason Terry.....	431	2002-03
Mike Bibby.....	428	2008-09
Jamal Crawford.....	427	2009-10
Stephen Jackson.....	427	2003-04
Jason Terry.....	421	2003-04

### MOST FREE THROWS MADE

* Bob Pettit.....	695	1961-62
* Bob Pettit.....	685	1962-63
* Bob Pettit.....	667	1958-59
* Bob Pettit.....	608	1963-64
Dominique Wilkins.....	607	1986-87
* Bob Pettit.....	582	1960-61
Dominique Wilkins.....	577	1985-86
Moses Malone.....	561	1988-89
* Bob Pettit.....	557	1957-58
* Bob Pettit.....	557	1955-56
Dominique Wilkins.....	541	1987-88
* Cliff Hagan.....	536	1958-59
Dominique Wilkins.....	519	1992-93
John Drew.....	495	1978-79
Moses Malone.....	493	1989-90





## ALL-TIME SEASON LEADERS, CONT. \* St. Louis Hawks players

### MOST FREE THROWS ATTEMPTED

* Bob Pettit	901	1961-62
* Bob Pettit	885	1962-63
* Bob Pettit	879	1958-59
* Bob Pettit	771	1963-64
* Bob Pettit	757	1955-56
* Bob Pettit	744	1957-58
Dominique Wilkins	742	1986-87
* Bob Pettit	722	1959-60
Moses Malone	711	1988-89
Dominique Wilkins	705	1985-86
John Drew	677	1978-79
John Drew	656	1975-76
Dominique Wilkins	655	1987-88
John Drew	646	1979-80
Moses Malone	631	1989-90

### HIGHEST FREE THROW PCT. (Minimum 100 FTM)

Tom McMillen	891	1978-79
Jason Terry	887	2002-03
Tyronn Lue	883	2006-07
Jeff Teague	881	2012-13
Shareef Abdur-Rahim	880	2003-04
Jim Jackson	877	1999-00
Glenn Robinson	876	2002-03
Anthony Webb	871	1989-90
Anthony Webb	868	1990-91
Chris Crawford	866	2003-04

### MOST REBOUNDS

* Bob Pettit	1,540	1960-61
* Bob Pettit	1,457	1961-62
Kevin Willis	1,258	1991-92
Bill Bridges	1,233	1970-71
* Bob Pettit	1,224	1963-64
* Bob Pettit	1,221	1959-60
* Bob Pettit	1,216	1957-58
* Bob Pettit	1,195	1962-63
* Bill Bridges	1,190	1966-67
* Bob Pettit	1,182	1958-59
Bill Bridges	1,181	1969-70
* Bob Pettit	1,164	1955-56
Dikembe Mutombo	1,157	1999-00
Bill Bridges	1,132	1968-69
* Bill Bridges	1,102	1967-68

### MOST OFFENSIVE REBOUNDS

Kevin Willis	418	1991-92
Moses Malone	386	1988-89
Moses Malone	364	1989-90
John Drew	357	1974-75
Kevin Willis	335	1993-94
Kevin Willis	335	1992-93
Dan Roundfield	326	1978-79
Kevin Willis	321	1986-87
Dikembe Mutombo	304	1999-00
Dan Roundfield	293	1979-80
John Drew	286	1975-76
Wayne Rollins	283	1979-80
John Drew	280	1976-77
Dikembe Mutombo	276	1997-98
Moses Malone	271	1990-91

### MOST DEFENSIVE REBOUNDS

Dikembe Mutombo	853	1999-00
Kevin Willis	840	1991-92
Kevin Willis	693	1992-93
Dikembe Mutombo	661	1996-97
Dikembe Mutombo	656	1997-98
Kevin Willis	628	1993-94
Dan Roundfield	621	1982-83
Moses Malone	570	1988-89
Al Horford	563	2009-10
Al Horford	562	2012-13
Dan Roundfield	544	1979-80
Grant Long	540	1995-96
Dan Roundfield	539	1978-79
Al Horford	537	2007-08
Al Horford	536	2010-11

### REBOUND AVERAGE

* Bob Pettit	20.3	1960-61
* Bob Pettit	18.7	1961-62
* Bob Pettit	17.4	1957-58
* Bob Pettit	17.0	1959-60
* Bob Pettit	16.4	1958-59
* Bob Pettit	16.1	1955-56
Kevin Willis	15.5	1991-92
Bill Bridges	15.0	1970-71
Bill Bridges	14.4	1969-70
Bill Bridges	14.2	1968-69
Dikembe Mutombo	14.1	2000-01
Dikembe Mutombo	14.1	1999-00
Walt Bellamy	13.2	1972-73
Kevin Willis	12.9	1992-93
Walt Bellamy	12.9	1970-71

### MOST ASSISTS

Glenn Rivers	823	1986-87
Mookie Blaylock	789	1993-94
Glenn Rivers	747	1987-88
* Lenny Wilkens	679	1967-68
Mookie Blaylock	671	1992-93
Mookie Blaylock	616	1994-95
Jason Terry	600	2002-03
Jeff Teague	579	2012-13
Eddie Johnson	566	1984-85
Walt Hazzard	561	1969-70

## ALL-TIME SEASON LEADERS, CONT. \* St. Louis Hawks players

### MOST STEALS

Mookie Blaylock	212	1996-97
Mookie Blaylock	212	1995-96
Mookie Blaylock	212	1993-94
Mookie Blaylock	203	1992-93
Mookie Blaylock	200	1994-95
Mookie Blaylock	183	1997-98
Dan Roundfield	181	1988-89
Glenn Rivers	171	1986-87
Glenn Rivers	163	1984-85
Lou Hudson	160	1973-74

### MOST BLOCKED SHOTS

Wayne Rollins	343	1982-83
Dikembe Mutombo	277	1997-98
Wayne Rollins	277	1983-84
Dikembe Mutombo	269	1999-00
Dikembe Mutombo	264	1997-78
Theo Ratliff	262	2002-03
Wayne Rollins	254	1978-79
Wayne Rollins	244	1979-80
Josh Smith	227	2007-08
Wayne Rollins	224	1981-82

### MOST PERSONAL FOULS

* Bill Bridges	366	1967-68
Dan Roundfield	358	1978-79
* Zelmo Beaty	344	1965-66
Jim Davis	335	1969-70
* Bill Bridges	333	1965-66
John Drew	332	1978-79
Wayne Rollins	328	1978-79
* Zelmo Beaty	328	1964-65
* Bill Bridges	325	1966-67
Wayne Rollins	326	1977-78

### MOST DISQUALIFICATIONS

Joe C. Meriweather	21	1976-77
Wayne Rollins	19	1978-79
John Drew	19	1978-79
John Brown	18	1977-78
Wayne Rollins	16	1977-78
Dan Roundfield	16	1978-79
Armond Hill	15	1977-78
Steve Hawes	13	1980-81
Wayne Rollins	12	1979-80
* Bill Bridges	12	1967-68
* Bill Bridges	12	1966-67

## OPPONENTS' IND. SINGLE GAME RECORDS (\*) NBA Record

### MOST POINTS

Game	67	Wilt Chamberlain	Philadelphia at St. Louis	2-17-62
Half	44	Wilt Chamberlain	Philadelphia at St. Louis	2-17-62
Quarter	28	Wilt Chamberlain	Philadelphia at St. Louis	2-17-62

### MOST FIELD GOALS MADE

Game	26	Wilt Chamberlain	Philadelphia at St. Louis	2-17-62
	26	Wilt Chamberlain	San Francisco vs. St. Louis	12-18-62
Half	17	Wilt Chamberlain	Philadelphia at St. Louis	2-17-62
Quarter	11	Wilt Chamberlain	Philadelphia at St. Louis	2-17-62

### MOST FIELD GOALS ATTEMPTED

Game	53	Wilt Chamberlain	San Francisco vs. St. Louis	12-18-62
Half	28	Wilt Chamberlain	San Francisco vs. St. Louis	12-18-62
Quarter	15	Bob McAdoo	Buffalo at Atlanta	2-15-75

### MOST THREE-POINT FIELD GOALS MADE

Game	11	Dennis Scott	Orlando vs. Atlanta	4-18-96
Half	7	Dennis Scott	Orlando vs. Atlanta	4-18-96
Quarter	5	Mickael Pietrus	Golden State at Atlanta	3-04-08
		Chris Duhon	Chicago at Atlanta	4-16-05
		Reggie Miller	Indiana at Atlanta	12-29-99
		Chris Mullin	Indiana at Atlanta	4-09-98



## OPPONENTS' IND. SINGLE GAME RECORDS, CONT. (\*) NBA Record

### MOST THREE-POINT FIELD GOALS ATTEMPTED

Game.....	17	Dennis Scott	Orlando vs. Atlanta	4-18-96
Half.....	11	Dennis Scott	Orlando vs. Atlanta	4-18-96
Quarter.....	7	Stephen Jackson	Golden State at Atlanta	3-04-08
Quarter.....	7	Reggie Miller	Indiana at Atlanta	12-29-99

### MOST FREE THROWS MADE

Game.....	22	Lloyd Free	San Diego at Atlanta	1-13-79
Half.....	12	Larry Foust	Minneapolis vs. St. Louis	12-30-57
Quarter.....	12	Chet Walker	Chicago at Atlanta	11-03-71
Quarter.....	12	Chet Walker	Chicago at Atlanta	11-03-71

### MOST FREE THROWS ATTEMPTED

Game.....	34	Wilt Chamberlain	Philadelphia vs. St. Louis	2-22-62
Half.....	17	Lloyd Free	San Diego at Atlanta	1-13-79
Quarter.....	14	Lloyd Free	San Diego at Atlanta	1-13-79

### MOST REBOUNDS

Game.....	37	Walt Bellamy	Baltimore vs. St. Louis	12-04-64
Half.....	21	Marvin Webster	Seattle at Atlanta	11-01-77
Quarter.....	14	Marvin Webster	Seattle at Atlanta	11-01-77

### MOST OFFENSIVE REBOUNDS

Game.....	15	Swen Nater	Milwaukee vs. Atlanta	12-19-76
Half.....	10	Michael Cage	Cleveland at Atlanta	4-16-96
Quarter.....	7	Brendan Haywood	Washington at Atlanta	4-07-06
Quarter.....	7	Zydrunas Ilgauskas	Cleveland vs. Atlanta	2-16-05

### MOST DEFENSIVE REBOUNDS

Game.....	28	Elvin Hayes	Capital at Atlanta	11-17-73
Half.....	16	Marvin Webster	Seattle at Atlanta	11-01-77
Quarter.....	12	Marvin Webster	Seattle at Atlanta	11-01-77

### MOST ASSISTS

Game.....	28	Guy Rodgers	San Francisco vs. St. Louis	3-14-63
Half.....	16	Guy Rodgers	San Francisco vs. St. Louis	3-14-63
Quarter.....	10	Dee Brown	Boston at Atlanta	2-28-92
Quarter.....	10	Gene Shue	Detroit vs. St. Louis	12-06-61

### MOST STEALS

Game.....	9	Scottie Pippen	Chicago vs. Atlanta	3-08-94
Half.....	6	Gus Williams	Washington vs. Atlanta	10-30-84
Quarter.....	6	Gus Williams	Washington vs. Atlanta	10-30-84
Quarter.....	6	Rickey Green	Utah vs. Atlanta	11-12-82
Quarter.....	6	Rickey Green	Utah vs. Atlanta	11-12-82

## OPPONENTS' IND. SINGLE GAME RECORDS, CONT. (\*) NBA Record

### MOST BLOCKED SHOTS

Game.....	15	Manute Bol	Washington vs. Atlanta	1-25-86
Half.....	10	Keon Clark	Toronto vs. Atlanta	3-23-01
Quarter.....	6	Harvey Catchings	Philadelphia vs. Atlanta	3-21-75
Quarter.....	6	Artis Gilmore	Chicago vs. Atlanta	12-20-77

### MOST TURNOVERS

Game.....	12	Artis Gilmore	Chicago vs. Atlanta	1-01-78
Half.....	8	Ricky Davis	Cleveland at Atlanta	1-31-03
Quarter.....	6	Julius Erving	Philadelphia at Atlanta	11-15-77

## OPPONENTS' TEAM SINGLE GAME RECORDS (\*) NBA Record

Category	Opponent	Date	Category	Opponent	Date
----------	----------	------	----------	----------	------

### MOST POINTS

Season.....	9,495		1970-71
Game.....	156	Cincinnati vs. Atlanta	12-05-69
Half.....	80	Chicago at Atlanta	11-14-70
Quarter.....	45	Indiana vs. Atlanta	3-04-93
Quarter.....	45	Portland vs. Atlanta	11-02-76
Overtime.....	21	Utah at Atlanta	2-19-86

### FEWEST POINTS

Season.....	4,170	1998-99
Average.....	83.4	1998-99
Game.....	65	Cleveland vs. Atlanta
Game.....	65	Milwaukee vs. Atlanta
First Half.....	26	Chicago vs. Atlanta
Second Half.....	21	Miami at Atlanta
First Quarter.....	5	San Antonio vs. Atlanta
Second Quarter.....	8	Minnesota at Atlanta
Third Quarter.....	8	Sacramento at Atlanta
Third Quarter.....	8	New York at Atlanta
Third Quarter.....	8	Orlando vs. Atlanta
Third Quarter.....	8	Milwaukee at Atlanta
Third Quarter.....	8	Milwaukee vs. Atlanta
Third Quarter.....	8	Cleveland at Atlanta
Third Quarter.....	8	New York vs. Atlanta
Fourth Quarter.....	8	Miami at Atlanta
Overtime.....	0	Washington at Atlanta

### MOST FIELD GOALS MADE

Season.....	3,801	1970-71
Game.....	62	Philadelphia vs. Atlanta
Half.....	34	Chicago vs. Atlanta
Quarter.....	20	Philadelphia vs. St. Louis

### MOST FIELD GOALS ATTEMPTED

Season.....	8,525	1970-71
Game.....	129	Syracuse vs. St. Louis
Half.....	71	Phoenix at Atlanta
Quarter.....	44	Baltimore at Atlanta

### MOST 3-PT. FIELD GOALS MADE

Season.....	493	1995-96
Game.....	18	Golden State at Atlanta
Game.....	18	Dallas at Atlanta
Half.....	13	Golden State at Atlanta
Quarter.....	10	Boston at Atlanta

### MOST 3-PT. FIELD GOALS ATTEMPTED

Season.....	1,399	1996-97
Game.....	40	Dallas at Atlanta
Half.....	24	Boston at Atlanta
Quarter.....	16	Boston at Atlanta

### MOST FREE THROWS MADE

Season.....	2,193	1977-78
Game.....	51	Cleveland at Atlanta
Half.....	32	Cleveland at Atlanta
Quarter.....	21	Washington at Atlanta

### MOST FREE THROWS ATTEMPTED

Season.....	2,930	1977-78
Game.....	61	Denver vs. Atlanta
Half.....	42	Phoenix at Atlanta
Quarter.....	28	Washington at Atlanta
Quarter.....	28	Phoenix at Atlanta

### MOST REBOUNDS

Season.....	4,279	1970-71
Game.....	105	Detroit vs. St. Louis
Half.....	57	Detroit vs. St. Louis
Quarter.....	38	Detroit vs. St. Louis

### MOST OFFENSIVE REBOUNDS

Season.....	1,322	1984-85
Game.....	33	Orlando at Atlanta
Game.....	33	Denver at Atlanta
Half.....	19	San Diego at Atlanta
Quarter.....	14	Chicago at Atlanta



## OPPONENTS' TEAM SINGLE GAME RECORDS, CONT. (\*) NBA Record

Category	Opponent	Date	Category	Opponent	Date
<b>MOST DEFENSIVE REBOUNDS</b>			<b>FEWEST FIELD GOALS MADE</b>		
Season .....	2,851	1974-75	Game.....	22 four times, most recently: New Jersey vs. Atlanta	12-27-11
Game.....	46 Los Angeles vs. Atlanta	2-12-84	<b>FEWEST FIELD GOALS ATTEMPTED</b>		
Half.....	28 Chicago at Atlanta	2-27-75	Game.....	55 Philadelphia vs. Atlanta	4-01-88
Quarter.....	15 Charlotte vs. Atlanta	11-06-09	<b>FEWEST FREE THROWS MADE</b>		
	15 Chicago vs. Atlanta	11-07-80	Game.....	3 Philadelphia vs. Miami	12-21-12
<b>MOST ASSISTS</b>			<b>FEWEST FREE THROWS ATTEMPTED</b>		
Season .....	2,320	1990-91	Game.....	4 New York at Atlanta	3-06-74
Game.....	52 Chicago vs. Atlanta	3-20-71	<b>FEWEST REBOUNDS</b>		
Half.....	29 Chicago vs. Atlanta	3-20-71	Game.....	24 three times, most recently: Charlotte at Atlanta	4-17-98
Quarter.....	16 Chicago vs. Atlanta	3-20-71	<b>FEWEST ASSISTS</b>		
<b>MOST STEALS</b>			Game.....	5 Philadelphia at Atlanta	1-26-69
Season .....	823	1973-74	<b>FEWEST STEALS</b>		
Game.....	21 Phoenix vs. Atlanta	1-18-81	Game.....	0 Charlotte vs. Atlanta	3-06-09
Half.....	12 Phoenix at Atlanta	3-30-00	0	Denver at Atlanta	10-21-78
	Vancouver at Atlanta	3-20-96	<b>FEWEST BLOCKED SHOTS</b>		
	Phoenix vs. Atlanta	1-18-81	Game.....	0 many times, most recently: Philadelphia vs. Atlanta	4-10-13
Quarter.....	9 Phoenix at Atlanta	3-30-00	<b>MOST TURNOVERS</b>		
<b>MOST BLOCKED SHOTS</b>			Average.....	24.1	1977-78
Season .....	559	1978-79	Game.....	40 Los Angeles vs. Atlanta	12-01-72
Game.....	(*) 23 Toronto vs. Atlanta	3-23-01	Half.....	21 Phoenix at Atlanta	1-10-77
Half.....	(*) 16 Toronto vs. Atlanta	3-23-01	Quarter.....	13 Philadelphia at Atlanta	12-14-79
Quarter.....	9 Toronto vs. Atlanta	3-23-01			



Al Horford

## PHILIPS ARENA REGULAR SEASON TEAM RECORDS

HAWKS			OPPONENTS		
<b>MOST POINTS</b>			<b>MOST POINTS</b>		
Game.....	146 vs. Toronto	12-02-09	Game.....	136 Chicago	3-27-04
	139 vs. Utah	3-25-12	135	Golden State	3-04-08
Half.....	138 vs. Washington	11-23-01	133	Utah	3-25-12
	83 vs. Washington	3-12-04	73	Washington	12-03-04
	76 vs. Indiana	4-17-07	72	Chicago	3-22-11
	75 vs. Toronto	12-02-09	70	Orlando	4-15-08
Quarter.....	45 vs. Washington	3-12-04	43	Seattle	3-16-04
	42 4x, most recently vs. Tor	12-02-09	42	Washington	12-03-04
			42	Washington	11-17-03
<b>MOST FIELD GOALS MADE</b>			<b>MOST FIELD GOALS MADE</b>		
Game.....	52 vs. Toronto	12-02-09	Game.....	51 Dallas	3-18-13
	50 2x, most recently vs. NY	3-21-02	50	LA Lakers	1-29-02
<b>MOST FIELD GOALS ATTEMPTED</b>			<b>MOST FIELD GOALS ATTEMPTED</b>		
Game.....	110 vs. Cleveland	4-13-02	Game.....	126 Utah	3-25-12
	107 vs. Utah	3-25-12	109	Detroit	12-26-12
	101 vs. New Jersey	4-18-00	<b>MOST 3-PT. FIELD GOALS MADE</b>		
<b>MOST 3-PT. FIELD GOALS MADE</b>			Game.....	18 Golden State	3-12-05
Game.....	17 vs. New Jersey	4-12-04	18	Dallas	1-15-02
	14 vs. Charlotte	12-13-12	17	3x, most recently vs. Milw	4-12-13
<b>MOST 3-PT. FIELD GOALS ATTEMPTED</b>			<b>MOST 3-PT. FIELD GOALS ATTEMPTED</b>		
Game.....	29 vs. Miami	3-31-04	Game.....	40 Dallas	11-15-02
	28 vs. Seattle	11-11-06	37	Boston	11-17-01
	27 4x, most recently vs. LAC	2-04-11	34	New York	12-05-08
<b>MOST FREE THROWS MADE</b>			<b>MOST FREE THROWS MADE</b>		
Game.....	45 vs. Memphis	3-29-04	Game.....	44 Orlando	11-26-04
	40 vs. Dallas	3-25-07	42	Miami	12-19-07
	39 2x, most recently vs. Wash	4-07-06	40	Detroit	4-14-01
<b>MOST FREE THROWS ATTEMPTED</b>			<b>MOST FREE THROWS ATTEMPTED</b>		
Game.....	50 vs. Utah	12-17-07	Game.....	54 Orlando	11-26-04
	50 vs. Memphis	3-29-04	51	Cleveland	1-25-06
	49 2x, most recently vs. Dallas	3-25-07	51	Washington	1-14-06
<b>MOST REBOUNDS</b>			<b>MOST REBOUNDS</b>		
Game.....	64 vs. Utah	3-25-12	Game.....	64 Utah	3-25-12
	64 vs. Dallas	3-19-00	58	3x, most recently vs. Wash	11-21-12
	60 vs. New Jersey	4-18-00	<b>MOST OFFENSIVE REBOUNDS</b>		
<b>MOST OFFENSIVE REBOUNDS</b>			Game.....	23 3x, most recently vs. Hou	11-02-12
Game.....	24 vs. Dallas	3-19-00	<b>MOST DEFENSIVE REBOUNDS</b>		
	23 vs. Orlando	11-04-00	Game.....	44 3x, most recently GS	12-15-12
	22 5x, most recently vs. Wash	11-19-08	42	4x, most recently Miami	3-18-11
<b>MOST DEFENSIVE REBOUNDS</b>			<b>MOST ASSISTS</b>		
Game.....	49 vs. Utah	3-25-12	Game.....	38 LA Clippers	2-07-09
	44 vs. Orlando	2-02-03	37	Dallas	2-26-10
	43 2x, most recently vs. LAL	3-13-13	36	Toronto	4-02-08
<b>MOST ASSISTS</b>			<b>MOST STEALS</b>		
Game.....	37 vs. Toronto	12-02-09	Game.....	20 Phoenix	3-30-00
	35 35x, most recently vs. Det	12-26-12	18	Washington	12-03-04
<b>MOST STEALS</b>			18	Miami	1-01-03
Game.....	16 2x, most recently vs. Ind	10-28-09	<b>MOST BLOCKED SHOTS</b>		
	15 4x, most recently vs. Utah	12-20-06	Game.....	13 Washington	10-30-10
<b>MOST BLOCKED SHOTS</b>			12	Oklahoma City	12-19-12
Game.....	15 vs. New Jersey	2-15-00			
	14 vs. Philadelphia	2-04-08			
	12 2x, most recently vs. Chi	1-13-08			



## HAWKS/PHILIPS ARENA REGULAR SEASON INDIVIDUAL RECORDS

### MOST POINTS

Game.....	50	Shareef Abdur-Rahim	vs. Detroit	11-23-01
	46	Jason Terry	vs. Dallas	1-15-02
Half.....	43	Jason Terry	vs. Cleveland	4-13-02
	31	Stephen Jackson	vs. Washington	3-12-04
Quarter.....	29	Joe Johnson	vs. Golden State	3-04-08
	28	Joe Johnson	vs. Milwaukee	3-15-11
	22	Joe Johnson	vs. Charlotte	11-29-06
	21	Joe Johnson	vs. LA Clippers	3-14-08

### MOST FIELD GOALS MADE

Game.....	21	Shareef Abdur-Rahim	vs. Detroit	11-23-01
	18	Isaiah Rider	vs. LA Clippers	12-08-99
	17	2x, most recently Joe Johnson	vs. Orlando	3-19-06

### MOST FIELD GOALS ATTEMPTED

Game.....	34	Joe Johnson	vs. Seattle	11-16-07
	31	2x, most recently Joe Johnson	vs. Portland	11-16-09

### MOST THREE-POINT FIELD GOALS MADE

Game.....	8	Kyle Korver	vs. Boston	1-25-13
	7	4x, most recently Mike Bibby	vs. Golden State	3-05-10

### MOST THREE-POINT FIELD GOALS ATTEMPTED

Game.....	14	Joe Johnson	vs. Golden State	1-31-07
	14	Joe Johnson	vs. Seattle	11-11-06
	14	Stephen Jackson	vs. Seattle	3-16-04

### MOST FREE THROWS MADE

Game.....	16	Shareef Abdur-Rahim	vs. Indiana	1-19-04
	16	Shareef Abdur-Rahim	vs. New Jersey	2-12-02
	13	4x, most recently Tyronn Lue	vs. Indiana	4-17-07

### MOST FREE THROWS ATTEMPTED

Game.....	18	Alan Henderson	vs. Orlando	11-04-00
	17	Shareef Abdur-Rahim	vs. Indiana	1-19-04
	17	Jason Terry	vs. Dallas	1-15-02

### MOST REBOUNDS

Game.....	29	Dikembe Mutombo	vs. Toronto	1-31-01
	29	Dikembe Mutombo	vs. Minnesota	12-14-99
	24	2x, most recently Mutombo	vs. Orlando	1-06-01

### MOST OFFENSIVE REBOUNDS

Game.....	13	Dikembe Mutombo	vs. New York	1-28-00
	12	Zaza Pachulia	vs. Orlando	3-19-06
	12	Dikembe Mutombo	vs. Toronto	1-31-01

### MOST DEFENSIVE REBOUNDS

Game.....	20	Dikembe Mutombo	vs. Orlando	1-06-01
	18	Dikembe Mutombo	vs. New Jersey	4-18-00
	18	Dikembe Mutombo	vs. Minnesota	12-14-99

### MOST ASSISTS

Game.....	16	Jason Terry	vs. LA Lakers	3-25-03
	15	Jeff Teague	vs. Cleveland	4-14-10
	15	Mike Bibby	vs. Milwaukee	1-23-09

### MOST STEALS

Game.....	8	Speedy Claxton	vs. Cleveland	12-27-06
	7	2x, most recently Josh Smith	vs. Dallas	2-26-10
	6	3x, most recently Jeff Teague	vs. Cleveland	11-30-12

### MOST BLOCKED SHOTS

Game.....	11	Dikembe Mutombo	vs. New Jersey	2-15-00
	9	Josh Smith	vs. Philadelphia	2-04-08
	9	Theo Ratliff	vs. Indiana	3-22-03
	9	Dikembe Mutombo	vs. Cleveland	12-23-99

## OPPONENTS/PHILIPS ARENA REGULAR SEASON INDIVIDUAL RECORDS

### MOST POINTS

Game.....	53	Allen Iverson	Philadelphia	12-23-05
	45	James Harden	Houston	11-2-12
Half.....	32	Allen Iverson	Philadelphia	12-23-05
	29	Grant Hill	Detroit	1-05-00
Quarter.....	28	4x, most recently Kobe Bryant	LA Lakers	3-13-13
	23	LeBron James	Miami	3-18-11
	20	4x, most recently Kobe Bryant	LA Lakers	3-13-13

### MOST FIELD GOALS MADE

Game.....	18	Nate Robinson	New York	1-01-10
	18	Tony Parker	San Antonio	3-25-09
	18	Vince Carter	Toronto	11-26-03

### MOST FIELD GOALS ATTEMPTED

Game.....	37	Tracy McGrady	Orlando	2-02-03
	33	Kobe Bryant	LA Lakers	3-13-13
	32	2x, most recently Carmelo Anthony	New York	4-22-12

### MOST THREE-POINT FIELD GOALS MADE

Game.....	8	Chris Duhon	Chicago	4-16-05
	7	7x, most recently Ben Gordon	Charlotte	11-28-12

### MOST THREE-POINT FIELD GOALS ATTEMPTED

Game.....	16	Tracy McGrady	Orlando	2-02-03
	15	Dirk Nowitzki	Dallas	1-15-02
	14	Stephon Marbury	New York	3-03-07

### MOST FREE THROWS MADE

Game.....	20	Dwyane Wade	Miami	12-19-07
	19	Allen Iverson	Philadelphia	12-23-05
	19	Carmelo Anthony	Denver	12-18-05

### MOST FREE THROWS ATTEMPTED

Game.....	24	Carmelo Anthony	Denver	12-18-05
	22	Dwyane Wade	Miami	12-19-07
	21	Allen Iverson	Philadelphia	12-23-05

### MOST REBOUNDS

Game.....	24	Dwight Howard	Orlando	3-24-10
	23	Dwight Howard	Orlando	4-04-09
	20	4x, most recently Dwight Howard	Orlando	12-20-10

### MOST OFFENSIVE REBOUNDS

Game.....	9	3x, most recently Omer Asik	Houston	11-02-12
	8	5x, most recently Al Jefferson	Boston	1-15-07

### MOST DEFENSIVE REBOUNDS

Game.....	19	Dwight Howard	Orlando	3-24-10
	17	David West	New Orleans	3-09-09
	15	4x, most recently Dwight Howard	Orlando	12-20-10

### MOST ASSISTS

Game.....	19	Mookie Blaylock	Golden State	12-10-99
	17	3x, most recently Monta Ellis	Milwaukee	4-12-13

### MOST STEALS

Game.....	8	Allen Iverson	Philadelphia	3-29-03
	7	3x, most recently Chris Paul	LA Clippers	11-24-12

### MOST BLOCKED SHOTS

Game.....	7	6x, most recently JaVale McGee	Washington	10-30-10
-----------	---	--------------------------------	------------	----------



## HIGHS AND LOWS (Most records since 1968-69 season)

Atlanta Highs		Atlanta Lows		Opponent Highs		Opponent Lows		
3817	1969-70	1539	1998-99	<b>FIELD GOALS MADE</b>	3801	1970-71	1598	1998-99
3700	1972-73	2429	2011-12		3758	1972-73	2380	2011-12
3614	1970-71	2812	1996-97		3601	1971-72	2804	1996-97
8033	1972-73	3759	1998-99	<b>FIELD GOALS ATTEMPTED</b>	8525	1970-71	3872	1998-99
7909	1969-70	5348	2011-12		8152	1972-73	5366	2011-12
7844	1968-69	6307	1998-99		7744	1971-72	6335	2006-07
490	1985-86	409	1998-99	<b>FIELD GOAL PERCENTAGE</b>	.496	1992-93	.413	1998-99
.487	1989-90	.431	2000-01		.496	1989-90	.435	1996-97
485	1987-88	433	2003-04		.494	1990-91	.436	2002-03
2168	1988-89	1025	2011-12	<b>FREE THROWS MADE</b>	2193	1977-78	784	1998-99
2038	1979-80	1040	1998-99		2045	1978-79	997	2011-12
2034	1990-91	1158	2012-13		2024	1980-81	1233	2012-13
2975	1970-71	1385	2011-12	<b>FREE THROWS ATTEMPTED</b>	2930	1977-78	1076	1998-99
2785	1968-69	1422	1998-99		2727	1978-79	1324	2011-12
2725	1971-72	1619	2012-13		2651	1980-81	1617	2012-13
.800	1988-89	.687	1968-69	<b>FREE THROW PERCENTAGE</b>	.787	1973-74	.719	1982-83
.799	1990-91	.711	2004-05		.784	1988-89	.726	1994-95
.793	two times	.713	1970-71		.777	1987-88	.729	1998-99
1441	1974-75	652	2011-12	<b>OFFENSIVE REBOUNDS</b>	1322	1984-85	581	1998-99
1381	1978-79	675	1998-99		1303	1982-83	712	2011-12
1372	1988-89	758	2012-13		1261	1979-80	839	2010-11
2712	1973-74	1499	1998-99	<b>DEFENSIVE REBOUNDS</b>	2851	1974-75	1369	1998-99
2653	1974-75	2066	2011-12		2754	1973-74	2079	2011-12
2593	2012-13	2148	1995-96		2728	1975-76	2152	1997-98
4599	1968-69	2174	1998-99	<b>TOTAL REBOUNDS</b>	4279	1970-71	1950	1998-99
4472	1970-71	2718	2011-12		4147	1972-73	2791	2011-12
4210	1969-70	3222	2010-11		4020	1974-75	3233	1997-98
56.1	1968-69	39.3	2010-11	<b>REBOUND AVERAGE</b>	52.2	1970-71	39.0	1998-99
54.5	1970-71	40.0	2008-09		50.6	1972-73	39.4	1997-98
51.3	1969-70	40.1	2006-07		49.0	1974-75	39.9	1996-97
2846	1980-81	781	1998-99	<b>ASSISTS</b>	2320	1990-91	895	1998-99
2142	1969-70	1481	2011-12		2189	1992-93	1354	2011-12
2123	1991-92	1557	1996-97		2168	1991-92	1665	1996-97
2470	1977-78	986	1998-99	<b>PERSONAL FOULS</b>	2265	1974-75	1202	1998-99
2424	1978-79	1178	2011-12		2209	1980-81	1263	2011-12
2302	1976-77	1473	2012-13		2179	1981-82	1517	2010-11
80	1977-78	3	2008-09	<b>DISQUALIFICATIONS</b>	45	1978-79	5	2012-13
72	1978-79	4	2010-11		44	1976-77	5	2010-11
71	1976-77	5	1993-94		40	1973-74	7	2009-10
916	1977-78	346	1998-99	<b>STEALS</b>	823	1973-74	379	1998-99
915	1993-94	497	2010-11		803	1976-77	494	2011-12
817	1988-89	500	1999-00		779	1975-76	506	2009-10
1823	1973-74	745	1998-99	<b>TURNOVERS</b>	1980	1977-78	675	1998-99
1779	1976-77	921	2011-12		1846	1973-74	999	2011-12
1605	1980-81	980	2009-10		1799	1978-79	1001	1999-00
665	1982-83	227	1974-75	<b>BLOCKED SHOTS</b>	559	1978-79	243	1998-99
596	1978-79	260	1998-99		555	1980-81	313	2011-12
558	1983-84	277	1975-76		554	1979-80	315	1994-95
9646	1969-70	4315	1998-99	<b>TOTAL POINTS</b>	9495	1970-71	4170	1998-99
9348	1970-71	6375	2011-12		9212	1972-73	6148	2011-12
9219	1972-73	7459	2000-01		9127	1971-72	7328	1996-97
117.6	1969-70	86.3	1998-99	<b>POINTS PER GAME</b>	117.2	1969-70	83.4	1998-99
114.0	1970-71	91.0	2000-01		115.8	1972-73	89.4	1996-97
112.4	1972-73	92.7	2004-05		112.3	1971-72	92.3	1997-98
+7.2	1986-87	-9.8	2004-05	<b>POINT DIFFERENTIAL</b>				
5.2	1993-94	5.4	1999-00					
4.9	1988-89	5.2	2000-01					
36-5	two times	9-32	2004-05	<b>HOME RECORD</b>				
35-6	1986-87	18-23	three times					
35-6	1986-87	19-22	1976-77					
22-19	1986-87	4-37	2004-05	<b>ROAD RECORD</b>				
21-20	1993-94	7-34	two times					
21-20	1997-98	9-32	four times					
57-25	1993-94	13-69	2004-05	<b>SEASON RECORD</b>				
	1986-87	25-57	2000-01					
56-26	1996-97	28-54	two times					
.695	1993-94	.159	2004-05	<b>WINNING PERCENTAGE</b>				
	1986-87	.305	2000-01					
.683	1996-97	.341	two times					
79	1969-70			<b>100-POINT GAMES</b>				
22	1990-91			<b>WINNING STREAK HOME</b>				
11	2004-05			<b>LOSING STREAK HOME</b>				
12	1968-69			<b>WINNING STREAK ROAD</b>				
23	2004-05			<b>LOSING STREAK ROAD</b>				

## HAWKS ALL-TIME SELECT CIRCLE

### MOST POINTS SCORED IN ONE GAME

Player	Opponent	Date	FG	FT	Pts
Dominique Wilkins	vs. Chicago	12-10-86	19	19	57
Dominique Wilkins	vs. New Jersey	4-10-86	21	15	57
Lou Hudson	vs. Chicago at Auburn, AL	11-10-69	25	7	57
Dominique Wilkins	vs. Boston	2-03-87	19	16	54
Dominique Wilkins	vs. L.A. Clippers	1-12-87	19	14	53
Dominique Wilkins	vs. New York	12-07-91	17	16	52
Dominique Wilkins	vs. Sacramento	2-16-88	20	9	51
Shareef Abdur-Rahim	vs. Detroit	11-23-01	21	8	50
Dominique Wilkins	vs. Detroit	3-01-88	18	13	50
John Drew	vs. Denver	12-30-78	19	12	50
Pete Maravich	vs. Cleveland	2-05-72	20	10	50
Pete Maravich	vs. Philadelphia	1-16-72	18	14	50

### MOST FIELD GOALS IN ONE GAME

Player	Opponent	Date	FGM	FGA
Lou Hudson	vs. Chicago at Auburn, AL	11-10-69	25	34
Lou Hudson	vs. San Diego	3-11-70	22	33
Lou Hudson	at Portland	11-18-70	22	35
Shareef Abdur-Rahim	vs. Detroit	11-23-01	21	30
Dominique Wilkins	vs. New Jersey	4-10-86	21	37
Pete Maravich	vs. Cleveland	2-05-72	20	27
Lou Hudson	at Phoenix	2-16-74	20	38
Dominique Wilkins	vs. Sacramento	2-16-88	20	31

### MOST FREE THROWS IN ONE GAME

Player	Opponent	Date	FTM	FTA
Dominique Wilkins	vs. Chicago	12-08-92	23	23
John Drew	at Phoenix	4-05-77	21	28
Dominique Wilkins	at New York	3-02-93	20	22
Dominique Wilkins	at Seattle	2-10-87	20	22
Dominique Wilkins	vs. Chicago	12-10-86	19	21
Moses Malone	vs. Portland	12-08-89	19	22

### MOST REBOUNDS IN ONE GAME

Player	Opponent	Date	Off	Def	Tot
Kevin Willis	vs. Washington	2-19-92	16	17	33
Kevin Willis	at Dallas	12-03-91	11	20	31
Dikembe Mutombo	vs. Toronto	1-31-01	12	17	29
Dikembe Mutombo	at New Jersey	12-26-00	11	17	28
Bill Bridges	vs. Cincinnati	11-29-69	—	—	28
Walt Bellamy	vs. L.A. Lakers	3-03-70	—	—	27
Bill Bridges	vs. Boston	2-10-71	—	—	27
Walt Bellamy	vs. Buffalo	12-11-73	11	16	27
Dan Roundfield	vs. Philadelphia	3-11-80	9	17	26
Kevin Willis	vs. Cleveland	4-13-93	10	15	25
Kevin Willis	vs. Portland	3-29-93	6	19	25
John Drew	vs. L.A. Lakers	12-28-74	13	12	25
Bob Christian	vs. Philadelphia	12-23-72	—	—	25

### MOST ASSISTS IN ONE GAME

Player	Opponent	Date	Assts
Mookie Blaylock	vs. Utah	3-06-93	23
Glenn Rivers	vs. Philadelphia	3-04-86	21
Glenn Rivers	vs. Phoenix	3-08-88	19
Walt Hazzard	vs. Cincinnati	3-07-69	19
Glenn Rivers	vs. Boston	2-03-87	18
Glenn Rivers	vs. Milwaukee	1-15-87	18
Wes Matthews	vs. Seattle	3-01-81	18
Armond Hill	vs. L.A. Lakers	12-19-79	18
Pete Maravich	vs. Detroit	1-16-73	18

### MOST STEALS IN ONE GAME

Player	Opponent	Date	Stls
Mookie Blaylock	vs. Philadelphia	4-14-98	10
Mookie Blaylock	at Houston	2-17-97	9
Speedy Claxton	vs. Cleveland	12-27-06	8
Mookie Blaylock	at Philadelphia	4-09-97	8
Mookie Blaylock	vs. Minnesota	3-01-94	8
Mookie Blaylock	vs. Chicago	4-09-93	8



## HAWKS ALL-TIME SELECT CIRCLE, CONT.

### MOST STEALS IN ONE GAME, CONT.

Player	Opponent	Date	Stls
Glenn Rivers	at Miami	11-24-89	8
Glenn Rivers	vs. Portland	12-04-85	8
Eddie Johnson	vs. Chicago	2-26-82	8

### MOST BLOCKED SHOTS IN ONE GAME

Player	Opponent	Date	BS
Wayne Rollins	vs. Portland	2-21-79	12
Wayne Rollins	vs. Indiana	11-27-82	11
Dikembe Mutombo	vs. New Jersey	2-15-00	11
Josh Smith	at Dallas	12-18-04	10

## OPPONENTS ALL-TIME SELECT CIRCLE

### MOST POINTS SCORED IN ONE GAME

Player	Team	Date	Pts
Michael Jordan	at Chicago	4-16-87	61
Larry Bird	vs. Boston at New Orleans	3-12-85	60
Allen Iverson	vs. Philadelphia	12-23-05	53
Nate Archibald	vs. Kansas City-Omaha	1-27-73	52
Allen Iverson	at Philadelphia	11-29-03	50
Larry Bird	at Boston	11-10-89	50
LeBron James	at Cleveland	12-30-09	48
Michael Jordan	vs. Chicago	1-10-89	48
Allen Iverson	at Philadelphia	3-09-01	47
Charles Barkley	vs. Philadelphia	2-09-88	47
Pete Maravich	vs. New Orleans	2-08-75	47
Bob McAdoo	vs. Buffalo	1-04-74	47
Nate Archibald	at Cincinnati	3-13-71	47
Michael Jordan	at Chicago	12-27-97	47

### MOST FIELD GOALS IN ONE GAME

Player	Team	Date	FGM
Michael Jordan	at Chicago	4-16-87	22
Larry Bird	vs. Boston at New Orleans	3-12-85	22
Nate Archibald	vs. Kansas City-Omaha	1-27-73	21
Allen Iverson	at Philadelphia	11-29-03	20
Mike Mitchell	at San Antonio	3-30-84	20
Larry Bird	at Boston	11-10-89	19
Bob McAdoo	at Buffalo	4-02-76	19
Bob McAdoo	vs. Buffalo	1-04-75	19
Rick Barry	vs. Golden State	12-12-74	19
Billy Cunningham	vs. Philadelphia	1-16-72	19

### MOST FREE THROWS IN ONE GAME

Player	Team	Date	FTM
Lloyd Free	vs. San Diego	1-13-79	22
Charles Barkley	vs. Philadelphia	2-09-88	21
Flynn Robinson	vs. Milwaukee at Baltimore	2-21-69	21
Dwyane Wade	vs. Miami	12-19-07	20
Moses Malone	vs. Washington	11-06-87	20

### MOST REBOUNDS IN ONE GAME

Player	Team	Date	Rebs
Swen Nater	at Milwaukee	12-19-76	33
Elvin Hayes	vs. Capital	11-17-73	32
Dennis Rodman	at Chicago	12-27-97	29
Marvin Webster	vs. Seattle	11-01-77	29
Bob McAdoo	at Buffalo	11-13-73	28
Wilt Chamberlain	at L.A. Lakers	3-05-71	28

### MOST ASSISTS IN ONE GAME

Player	Team	Date	Assts
Ennis Whatley	at Chicago	3-03-84	22
Kevin Porter	at Washington	3-05-75	22
Earvin Johnson	vs. L.A. Lakers	1-15-83	21
Nick Van Exel	at Denver	11-08-99	20
Mark Price	at Cleveland	4-04-90	20
Earvin Johnson	vs. L.A. Lakers	12-18-84	20

## OPPONENTS ALL-TIME SELECT CIRCLE, CONT.

### MOST STEALS IN ONE GAME

Player	Team	Date	Stls
Scottie Pippen	at Chicago	3-08-94	9
Gus Williams	at Washington	10-30-84	9
Allen Iverson	vs. Philadelphia	3-29-03	8
Doug Christie	vs. Toronto	3-04-99	8
Tim Hardaway	at Miami	12-20-97	8
Ron Harper	at Cleveland	1-29-87	8
Randy Smith	at Buffalo	3-22-77	8

### MOST BLOCKED SHOTS IN ONE GAME

Player	Team	Date	BS
Manute Bol	at Washington	1-25-86	15
Keon Clark	at Toronto	3-23-01	12
Nate Thurmond	at Chicago	10-18-74	12
Artis Gilmore	at Chicago	12-20-77	11
Kareem Abdul-Jabbar	at L.A. Lakers	1-18-80	10
Joe C. Meriweather	vs. New York	12-12-79	10
George Johnson	at New Jersey	10-26-77	10
Kareem Abdul-Jabbar	at L.A. Lakers	11-02-75	10
Harvey Catchings	at Philadelphia	3-21-75	10

## HAWKS/NBA STATISTICAL LEADERS

### SCORING

Player	Season	Rank	Avg
Lou Hudson	1968-69	15th	21.9
Lou Hudson	1969-70	5th	25.4
Joe Caldwell	1969-70	18th	21.1
Lou Hudson	1970-71	5th	26.8
Pete Maravich	1970-71	8th	23.2
Lou Hudson	1971-72	11th	24.7
Lou Hudson	1972-73	4th	27.1
Pete Maravich	1972-73	5th	26.1
Pete Maravich	1973-74	2nd	27.7
John Drew	1975-76	8th	21.6
John Drew	1976-77	7th	24.2
John Drew	1977-78	12th	23.2
John Drew	1978-79	12th	22.7
John Drew	1980-81	14th	21.7
Dominique Wilkins	1983-84	17th	21.6
Dominique Wilkins	1984-85	6th	27.4
Dominique Wilkins	1985-86	1st	30.3
Dominique Wilkins	1986-87	2nd	29.0
Dominique Wilkins	1987-88	2nd	30.7
Dominique Wilkins	1988-89	7th	26.2
Dominique Wilkins	1989-90	5th	26.7
Dominique Wilkins	1990-91	7th	25.9
Dominique Wilkins	1992-93	2nd	29.9
Dominique Wilkins	1993-94	4th	26.0
Danny Manning	1993-94	12th	20.6
Kevin Willis	1993-94	20th	19.1
Steve Smith	1997-98	14th	20.1
Shareef Abdur-Rahim	2001-02	15th	21.2
Glenn Robinson	2002-03	19th	20.8
Joe Johnson	2006-07	9th	25.0
Joe Johnson	2007-08	14th	21.7
Joe Johnson	2008-09	13th	21.4
Joe Johnson	2009-10	11th	21.3
Joe Johnson	2011-12	t18th	18.8
Josh Smith	2011-12	t18th	18.8

### ASSISTS

Player	Season	Rank	Avg
Walt Hazzard	1968-69	8th	5.9
Walt Hazzard	1969-70	6th	6.8
Walt Hazzard	1970-71	6th	6.3
Pete Maravich	1972-73	6th	6.9
Herm Gilliam	1972-73	8th	6.3
Tom Henderson	1976-77	5th	6.9
Armond Hill	1978-79	9th	5.9
Eddie Johnson	1984-85	8th	7.8
Glenn Rivers	1985-86	9th	8.4
Glenn Rivers	1986-87	4th	10.0
Glenn Rivers	1987-88	5th	9.3
Glenn Rivers	1988-89	18th	6.9
Mookie Blaylock	1992-93	8th	8.4
Mookie Blaylock	1993-94	3rd	9.7
Mookie Blaylock	1994-95	10th	7.7
Mookie Blaylock	1995-96	19th	5.9
Mookie Blaylock	1997-98	14th	6.7
Mookie Blaylock	1998-99	20th	5.8
Jason Terry	2001-02	18th	5.7
Jason Terry	2002-03	7th	7.4

### ASSISTS (cont.)

Player	Season	Rank	Avg
Jason Terry	2003-04	18th	5.4
Joe Johnson	2005-06	14th	6.5
Joe Johnson	2007-08	t16th	5.8
Joe Johnson	2008-09	17th	5.8
Jeff Teague	2012-13	12th	7.2

### STEALS

Player	Season	Rank	Avg
Glenn Rivers	1984-85	5th	2.36
Glenn Rivers	1985-87	9th	2.09
Glenn Rivers	1988-89	7th	2.38
Glenn Rivers	1990-91	16th	1.87
Mookie Blaylock	1992-93	2nd	2.54
Mookie Blaylock	1993-94	3rd	2.62
Mookie Blaylock	1994-95	2nd	2.50
Mookie Blaylock	1995-96	2nd	2.62
Mookie Blaylock	1996-97	1st	2.72
Mookie Blaylock	1997-98	1st	2.61
Mookie Blaylock	1998-99	10th	2.06
Jason Terry	2001-02	10th	1.85
Stephen Jackson	2003-04	6th	1.78
Jason Terry	2003-04	16th	1.53
Josh Smith	2006-07	19th	1.40
Josh Smith	2007-08	16th	1.52
Josh Smith	2009-10	11th	1.60
Josh Smith	2011-12	20th	1.41
Jeff Teague	2011-12	10th	1.61

### 3-POINT FIELD GOAL PERCENTAGE

Player	Season	Rank	Pct
Mike McGee	1986-87	10th	.376
Leon Wood	1987-88	10th	.409
Paul Graham	1991-92	15th	.390
Eldridge Recasner	1997-98	10th	.419
Toni Kukoc	2000-01	6th	.446
Wesley Person (MEM-POR-ATL)	2003-04	16th	.399
Tyronn Lue	2005-06	2nd	.457
Willie Green	2011-12	7th	.442
Kyle Korver	2012-13	2nd	.457

### FIELD GOAL PERCENTAGE

Player	Season	Rank	Pct
Joe Caldwell	1968-69	6th	.507
Lou Hudson	1969-70	3rd	.531
Walt Bellamy	1971-72	3rd	.545
Lou Hudson	1971-72	10th	.503
Walt Bellamy	1972-73	10th	.505
Joe Meriweather	1976-77	9th	.526
Cliff Levingston	1987-88	8th	.557
Cliff Levingston	1988-89	15th	.528
Duane Ferrell	1991-92	20th	.524
Dikembe Mutombo	1996-97	13th	.527
Dikembe Mutombo	1997-98	6th	.537
Dikembe Mutombo	1999-00	2nd	.562
Josh Childress	2007-08	6th	.571
Al Horford	2009-10	8th	.551
Al Horford	2010-11	5th	.557
Al Horford	2012-13	10th	.543



## NBA STATISTICAL LEADERS, CONT.

Player	Season	Rank	Avg
<b>REBOUNDING</b>			
Bill Bridges	1968-69	8th	14.2
Bill Bridges	1969-70	4th	14.4
Bill Bridges	1970-71	6th	15.0
Walt Bellamy	1972-73	8th	13.0
Dan Roundfield	1973-79	10th	10.8
Dan Roundfield	1982-83	5th	11.4
Moses Malone	1988-89	4th	11.8
Moses Malone	1989-90	8th	10.0
Dominique Wilkins	1990-91	13th	9.0
Kevin Willis	1990-91	16th	8.8
Kevin Willis	1991-92	2nd	15.5
Kevin Willis	1992-93	5th	12.9
Kevin Willis	1993-94	3rd	12.0
Grant Long	1995-96	15th	9.6
Dikembe Mutombo	1996-97	2nd	11.6
Dikembe Mutombo	1997-98	4th	11.4
Dikembe Mutombo	1998-99	3rd	12.2
Dikembe Mutombo	1999-00	1st	14.1
Shareef Abdur-Rahim	2001-02	13th	9.0
Shareef Abdur-Rahim	2002-03	15th	8.4
Zaza Pachulia	2005-06	20th	7.9
Josh Smith	2006-07	14th	8.6
Al Horford	2007-08	13th	9.7
Al Horford	2009-10	10th	9.9
Josh Smith	2009-10	18th	8.7
Al Horford	2010-11	11th	9.3
Josh Smith	2010-11	18th	8.5
Josh Smith	2011-12	112th	9.6
Al Horford	2012-13	8th	10.2
Josh Smith	2012-13	18th	8.4

Player	Season	Rank	Avg
<b>FREE THROW PERCENTAGE</b>			
Lou Hudson	1969-70	7th	.824
Charlie Criss	1980-81	7th	.864
Glenn Rivers	1988-89	16th	.861
Antoine Carr	1988-89	20th	.855
Anthony Webb	1990-91	17th	.868

## HAWKS OPENING DAY STARTING LINEUPS

2012-13 Kyle Korver Josh Smith Al Horford Devin Harris Jeff Teague	F C C G G	2006-07 Josh Smith Shelden Williams Zaza Pachulia Joe Johnson Speedy Claxton	F C C G G	2000-01 Roshown McLeod Hanno Mötölä Alan Henderson Jim Jackson Jason Terry	F F C G G	1994-95 Ken Norman Kevin Willis Andrew Lang Stacey Augmon Mookie Blaylock	F C F G G
2011-12 Marvin Williams Josh Smith Al Horford Joe Johnson Jeff Teague	F F C G G	2005-06 Al Harrington Josh Smith Zaza Pachulia Josh Childress Joe Johnson	F F C G G	1999-00 Roshown McLeod Alan Henderson Dikembe Mutombo Jim Jackson Bimbo Coles	F F C G G	1993-94 Dominique Wilkins Kevin Willis Jon Koncak Stacey Augmon Mookie Blaylock	F C F G G
2010-11 Marvin Williams Josh Smith Al Horford Joe Johnson Mike Bibby	F F C G G	2004-05 Al Harrington Antoine Walker Jason Collier Boris Diaw Kenny Anderson	F F C G G	1998-99 LaPhonso Ellis Alan Henderson Dikembe Mutombo Steve Smith Mookie Blaylock	F F C G G	1992-93 Dominique Wilkins Kevin Willis Blair Rasmussen Travis Mays Morton Wiley	F C F G G
2009-10 Marvin Williams Josh Smith Al Horford Joe Johnson Mike Bibby	F F C G G	2003-04 Stephen Jackson Shareef Abdur-Rahim Theo Ratliff Dion Glover Jason Terry	F F C G G	1997-98 Tyrone Corbin Christian Laettner Dikembe Mutombo Steve Smith Mookie Blaylock	F F C G G	1991-92 Dominique Wilkins Kevin Willis Blair Rasmussen Stacey Augmon Rumeal Robinson	F C F G G
2008-09 Maurice Evans Josh Smith Al Horford Joe Johnson Mike Bibby	F F C G G	2002-03 Glenn Robinson Alan Henderson Theo Ratliff Ira Newble Jason Terry	F F C G G	1996-97 Tyrone Corbin Christian Laettner Dikembe Mutombo Steve Smith Mookie Blaylock	F F C G G	1990-91 Dominique Wilkins Kevin Willis Moses Malone Glenn Rivers Rumeal Robinson	F C F G G
2007-08 Marvin Williams Josh Smith Al Horford Joe Johnson Anthony Johnson	F F C G G	2001-02 Shareef Abdur-Rahim Dion Glover Theo Ratliff Emanuel Davis Jason Terry	F F C G G	1995-96 Ken Norman Grant Long Andrew Lang Steve Smith Mookie Blaylock	F F C G G	1989-90 Jon Koncak Dominique Wilkins Moses Malone John Battle Glenn Rivers	F C C G G

## HAWKS OPENING DAY STARTING LINEUPS, CONT.

1988-89 Antoine Carr Dominique Wilkins Moses Malone Glenn Rivers Reggie Theus	F F C C G	1982-83 Dan Roundfield Dominique Wilkins Tree Rollins Eddie Johnson Rory Sparrow	F F C C G	1976-77 John Drew Joe C. Meriweather Steve Hawes Tom Henderson Lou Hudson	F F C C G	1970-71 Bill Bridges Lou Hudson Walt Bellamy Walt Hazzard Pete Maravich	F F C C G
1987-88 Dominique Wilkins Kevin Willis Tree Rollins Glenn Rivers Randy Wittman	F F C C G	1981-82 Rudy Macklin Dan Roundfield Tree Rollins James McElroy Rory Sparrow	F F C C G	1975-76 Connie Hawkins Lou Hudson Dwight Jones Tom Henderson Tom VanArsdale	F F C C G	1969-70 Bill Bridges Jimmy Davis Joe Caldwell Walt Hazzard Lou Hudson	F F C C G
1986-87 Dominique Wilkins Kevin Willis Tree Rollins Glenn Rivers Randy Wittman	F F C C G	1980-81 John Drew Dan Roundfield Steve Hawes Armond Hill Eddie Johnson	F F C C G	1974-75 John Brown John Drew Dwight Jones Tom Henderson Dean Meminger	F F C C G	1968-69 Bill Bridges Joe Caldwell Walt Hazzard Lou Hudson	F F C C G
1985-86 Cliff Levingston Kevin Willis Tree Rollins Spud Webb Eddie Johnson	F F F G G	1979-80 John Drew Dan Roundfield Steve Hawes Armond Hill Eddie Johnson	F F C C G	1973-74 Lou Hudson Jim Washington Steve Hawes Herm Gilliam Pete Maravich	F F C C G	1972-73 Lou Hudson Jim Washington C. Walt Bellamy Herm Gilliam Pete Maravich	F F C C G
1984-85 Dominique Wilkins Sy Williams Tree Rollins Eddie Johnson Glenn Rivers	F F C G G	1978-79 John Drew Dan Roundfield Steve Hawes Butch Beard Armond Hill	F F C C G	1971-72 Bill Bridges Lou Hudson Walt Bellamy Herm Gilliam Pete Maravich	F F C C G		
1983-84 Dan Roundfield Dominique Wilkins Billy Paultz Eddie Johnson Armond Hill	F F C G G	1977-78 John Brown John Drew Steve Hawes Ken Charles Armond Hill	F F C G G				

## HAWKS SUNDRY RECORDS

BIGGEST WIN	44	Hawks 141, Detroit 97, February 7, 1994
BIGGEST LOSS	47	Philadelphia 132, Hawks 85, December 8, 1982
MOST WON	57	1986-87, 1993-94
MOST LOST	69	2004-05
HIGHEST WIN PERCENTAGE	.695	1986-87, 1993-94 (57-25)
LOWEST WIN PERCENTAGE	.159	2004-05 (13-69)
MOST HOME VICTORIES	36	1993-94, 1996-97
MOST HOME DEFEATS	32	2004-05
MOST ROAD VICTORIES	22	1986-87
MOST ROAD DEFEATS	37	2004-05
LONGEST WINNING STREAK	14	November 16, 1993 to December 14, 1993
LONGEST WINNING STREAK (Start of season)	11	October 31, 1997 to November 18, 1998
LONGEST LOSING STREAK	16	March 11, 1976 to April 9, 1976
LONGEST LOSING STREAK (Start of season)	7	October 31, 2000 to November 14, 2000
LONGEST HOME WINNING STREAK	22	December 8, 1990 to March 7, 1991
LONGEST HOME LOSING STREAK	11	February 15, 2005 to April 5, 2005
LONGEST ROAD WINNING STREAK	7	November 17, 1993 to December 22, 1993
LONGEST ROAD LOSING STREAK	29	January 28, 1976 to November 26, 1976
MOST HAWKS POINTS IN LOSING GAME	133	Memphis 136, Hawks 133, 20T, March 29, 2004 Baltimore 138, Hawks 133, December 17, 1969
MOST OPPONENTS POINTS IN LOSING GAME	137	Hawks 140, Baltimore 137, November 1, 1969 Hawks 142, Chicago 137, November 6, 1969
MOST PLAYERS SCORING 1000 POINTS	5	1969-70 (Hudson 2031, Caldwell 1727, Hazzard 1253, Bridges 1217, Davis 1116)



## HAWKS SUNDRY RECORDS, CONT.

BIGGEST HAWKS WINS:	44	Hawks 141, Detroit 97 (2-7-94)
	42	Hawks 135, Philadelphia 93 (4-15-89)
	41	Hawks 139, Phoenix 98 (3-10-71)
	39	Hawks 138, Philadelphia 99 (3-3-69)
		Hawks 130, Milwaukee 91 (1-15-87)
		Hawks 133, Charlotte 94 (1-4-94)
	Hawks 148, Orlando 109 (11-11-89)	
BIGGEST HAWKS LOSSES:	47	Philadelphia 132, Hawks 85 (12-8-82)
	46	L.A. Lakers 113, Hawks 67 (1-9-04)
	44	Phoenix 118, Hawks 74 (3-30-00)
	44	L.A. Lakers 134, Hawks 90 (1-7-72)
	43	Cleveland 123, Hawks 80 (3-22-92)
	41	New Orleans 100, Hawks 59 (1-21-11)

## HAWKS — THE LAST TIME. . .

	A HAWK	AN OPPONENT
SCORED 30-39 POINTS	Smith (32) @Bos, 3/8/13	Copeland (33), NY, 4/17/13
SCORED 40-49 POINTS	Johnson (40) @Chi, 12/19/09	Anthony (40), NY, 4/3/13
SCORED 50+ POINTS	Abdur-Rahim (50) w/Det, 11/23/01	Iverson (53), Phil, 12/23/05
HAD 15-19 REBOUNDS	Horford (17) w/Milw, 4/12/13	Barron (18), NY, 4/17/13
HAD 20-24 REBOUNDS	Horford (22) @Det, 2/25/13	Evans (22), Bkn, 3/17/13
HAD 25-29 REBOUNDS	Mutombo (29) v/Tor, 1/31/01	Duncan (27), SA, 1/27/10
HAD 30+ REBOUNDS	Willis (33) v/Wash, 2/19/92	Nater (33), Milw, 12/19/76
HAD 15-19 ASSISTS	Teague (15) @Bkn, 3/17/13	Ellis (17), Milw, 4/12/13
HAD 20+ ASSISTS	Blaylock (23) w/Utah, 3/6/93	Rondo (20), Bos, 4/11/12
HAD 5+ STEALS	Teague (6) v/Clev, 11/30/12	Ellis (5), Milw, 4/12/13
HAD 10+ BLOCKED SHOTS	J. Smith (10) @Dall, 12/18/04	Clark (12), Tor, 3/23/01
MADE 15-19 FGs	Smith (15) @Char, 1/23/13	Anthony (17), NY, 4/3/13
MADE 20+ FIELD GOALS	Abdur-Rahim (21) w/Det, 11/23/01	Iverson (20), Phil, 11/29/03
MADE 5+ 3-POINTERS	Tolliver (5) w/Phil, 3/6/13	Ilyasova (6)/Ellis (5), Milw, 4/12/13
MADE 15-19 FTs	Williams (18) @Char, 2/6/09	Harden (15), Hou, 11/2/12
MADE 20+ FREE THROWS	Wilkins (20) @NY, 3/2/93	Wade (20), Mia, 12/19/07
HAD A TRIPLE-DOUBLE	Smith (12 pts/13 rebs/10 assts) 11/28/10 @Tor	Pierce (20 pts/10 rebs/10 assts) 3/29/13 (Bos)
HAD A 20-20 (PTS/REBS)	Horford (23 pts/22 rebs) 2/25/13 @Det	Duncan (21 pts/27 rebs) 1/27/10 (San Antonio)
HAD A 30-20 (PTS/REBS)	Beatty (33 pts/20 rebs) 1/23/66 v/Philadelphia	Nater (30 pts/33 rebs) 12/19/76 (Milwaukee)
HAD A 20-30 (PTS/REBS)	Willis (20 pts/33 rebs) 2/19/92 v/Washington	Nater (30 pts/33 rebs) 12/19/76 (Milwaukee)
FOUR-POINT PLAY	Jenkins @SA, 4/6/13	Gay, Tor, 4/16/13

### TEAM

SCORED 120-129 POINTS	@Phil (124), 4/10/13	Hou (123), 12/31/12
SCORED 130-139 POINTS	v/Utah (139), 3/25/12	NJ (133), 3/25/12
SCORED 140-149 POINTS	v/Toronto (146), 12/2/09	Mil (140), 2/13/91
SCORED 150+ POINTS	@SD (155), 2/11/70	Cincinnati (156), 12/5/69
SHOT 60% FIELD GOALS	@NY (600), 1/27/13	Phoenix (642), 1/29/08
WON BY 20-29 POINTS	@Phil (23, 124-101), 4/10/13	GS (22, 115-93), 12/15/12
WON BY 30-39 POINTS	@Orl (32, 108-76), 2/13/13	Chi (39, 97-58), 1/14/13
WON BY 40+ POINTS	v/Detroit (44, 141-97), 2/7/94	NO (41, 100-59), 1/21/11

### HAWKS

WON FIVE STRAIGHT	11/16/12 - 11/28/12 (6)
WON 10 STRAIGHT	4/9/10 - 11/5/10 (10)
WON 5 STRAIGHT AT HOME	1/7/12 - 1/21/12 (6)
WON 10 STRAIGHT AT HOME	11/25/10 - 1/8/11 (10)
WON 15 STRAIGHT AT HOME	11/12/96 - 2/12/97 (20)
WON 20 STRAIGHT AT HOME	11/12/96 - 2/12/97 (20)
WON 5 STRAIGHT ON THE ROAD	2/11/13 - 2/27/13 (5)
WON 10 STRAIGHT ON THE ROAD	not in Atlanta history
LOST 5 STRAIGHT ON THE ROAD	1/4/13 - 1/18/13 (6)
LOST 10 STRAIGHT ON THE ROAD	2/20/07 - 11/17/07 (17)



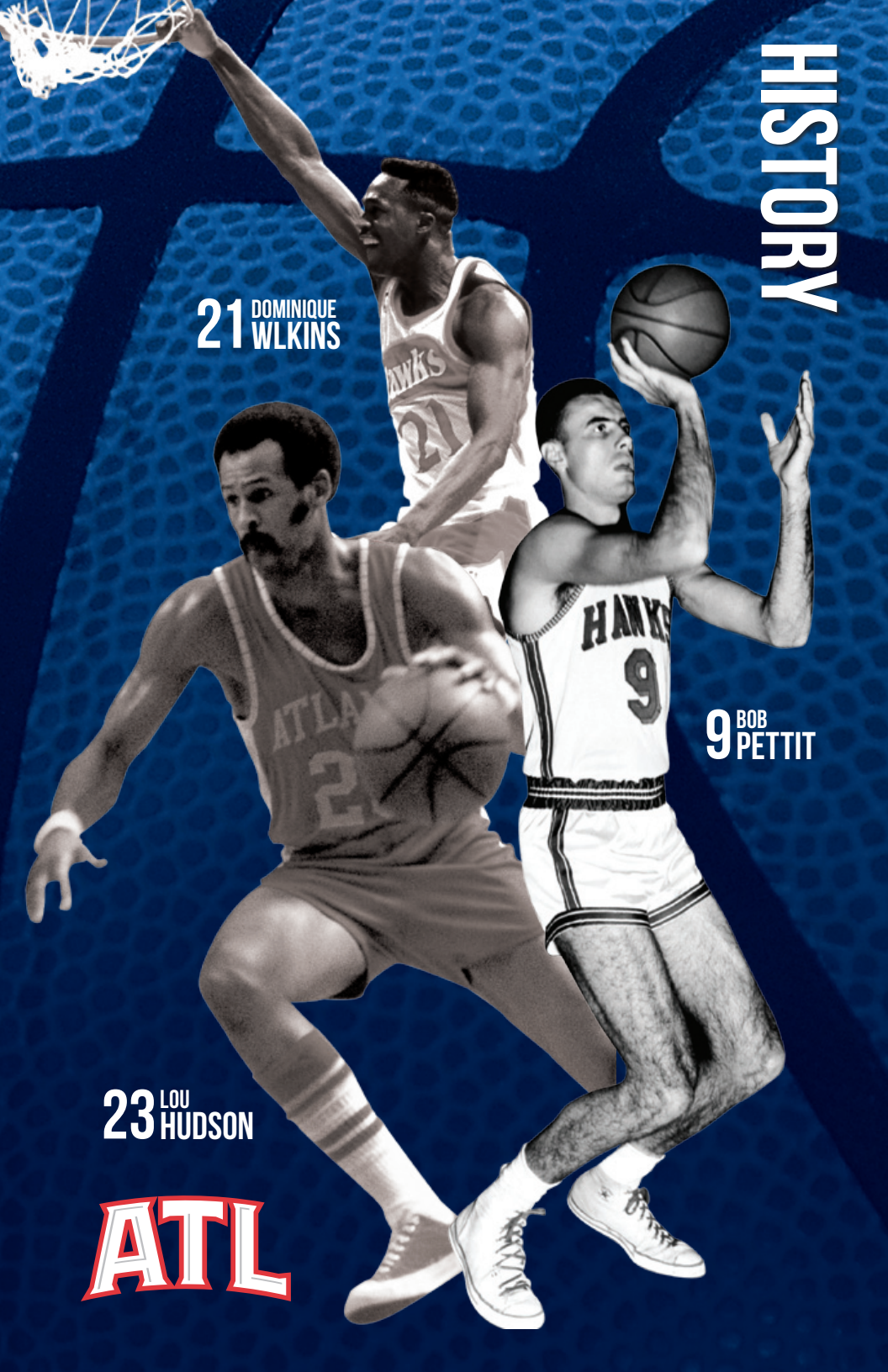
# HISTORY

21 DOMINIQUE  
WLKINS

9 BOB  
PETTIT

23 LOU  
HUDSON

**ATL**





## YEARLY W - L RECORDS

### TRI-CITIES BLACKHAWKS (54-78)

Year	Coach	Season		Finish	Playoffs	
		W	L		W	L
1949-50	Roger Potter (1-6) Arnold "Red" Auerbach (28-29)	29	35	3rd	1	2
1950-51	Dave McMillan (9-14) John Logan (2-1) Marko Todorovich (14-28)	25	43	5th	—	—

### MILWAUKEE HAWKS (91-190)

1951-52	Doxie Moore	17	49	5th	—	—
1952-53	Andrew Levane	27	44	5th	—	—
1953-54	Andrew Levane (11-35) William "Red" Holzman (10-16)	21	51	4th	—	—
1954-55	William "Red" Holzman	26	46	4th	—	—

### ST. LOUIS HAWKS (553-452)

1955-56	William "Red" Holzman	33	39	3rd	4	4
1956-57	William "Red" Holzman (14-19) Slater Martin (5-3) Alex Hannum (15-16)	34	38	1st	8	4
1957-58	Alex Hannum	41	31	1st	8	3
1958-59	Andy Phillip (6-4) Ed Macauley (43-19)	49	23	1st	2	4
1959-60	Ed Macauley	46	29	1st	7	7
1960-61	Paul Seymour	51	28	1st	5	7
1961-62	Paul Seymour (5-9) Andrew Levane (20-40) Bob Pettit (4-2)	29	51	4th	—	—
1962-63	Harry Gallatin	48	32	2nd	6	5
1963-64	Harry Gallatin	46	34	2nd	7	5
1964-65	Harry Gallatin (17-16) Richie Guerin (28-19)	45	35	2nd	1	3
1965-66	Richie Guerin	36	44	3rd	6	4
1966-67	Richie Guerin	39	42	2nd	5	4
1967-68	Richie Guerin	56	26	1st	2	4

### ATLANTA HAWKS (1806-1836)

1968-69	Richie Guerin	48	34	2nd	5	6
1969-70	Richie Guerin	48	34	1st	4	5
1970-71	Richie Guerin	36	46	2nd	1	4
1971-72	Richie Guerin	36	46	2nd	2	4
1972-73	Cotton Fitzsimmons	46	36	2nd	2	4
1973-74	Cotton Fitzsimmons	35	47	2nd	—	—
1974-75	Cotton Fitzsimmons	31	51	4th	—	—
1975-76	Cotton Fitzsimmons (28-46)/Gene Tormohlen (1-7)	29	53	5th	—	—
1976-77	Hubie Brown	31	51	6th	—	—
1977-78	Hubie Brown	41	41	4th	0	2
1978-79	Hubie Brown	46	36	3rd	5	4
1979-80	Hubie Brown	50	32	1st	1	4
1980-81	Hubie Brown (31-48) Michael Fratello/Brendan Suhr (0-3)	31	51	4th	—	—
1981-82	Kevin Loughery	42	40	2nd	0	2
1982-83	Kevin Loughery	43	39	2nd	1	2
1983-84	Michael Fratello	40	42	3rd	2	3
1984-85	Michael Fratello	34	48	5th	—	—
1985-86	Michael Fratello	50	32	2nd	4	5
1986-87	Michael Fratello	57	25	1st	4	5
1987-88	Michael Fratello	50	32	3rd	6	6
1988-89	Michael Fratello	52	30	3rd	2	3
1989-90	Michael Fratello	41	41	6th	—	—
1990-91	Bob Weiss	43	39	4th	2	3
1991-92	Bob Weiss	38	44	5th	—	—
1992-93	Bob Weiss	43	39	4th	0	3
1993-94	Lenny Wilkens	57	25	1st	5	6
1994-95	Lenny Wilkens	42	40	5th	0	3
1995-96	Lenny Wilkens	46	36	4th	4	6

## YEARLY W - L RECORDS, CONT.

### ATLANTA HAWKS (1806-1836), CONT.

Year	Coach	Season		Finish	Playoffs	
		W	L		W	L
1996-97	Lenny Wilkens	56	26	2nd	4	6
1997-98	Lenny Wilkens	50	32	4th	1	3
1998-99	Lenny Wilkens	31	19	2nd	3	6
1999-00	Lenny Wilkens	28	54	7th	—	—
2000-01	Lon Kruger	25	57	7th	—	—
2001-02	Lon Kruger	33	49	6th	—	—
2002-03	Lon Kruger (11-16)/Terry Stotts (24-31)	35	47	5th	—	—
2003-04	Terry Stotts	28	54	7th	—	—
2004-05	Mike Woodson	13	69	5th	—	—
2005-06	Mike Woodson	26	56	4th	—	—
2006-07	Mike Woodson	30	52	5th	—	—
2007-08	Mike Woodson	37	45	3rd	3	4
2008-09	Mike Woodson	47	35	2nd	4	7
2009-10	Mike Woodson	53	29	2nd	4	7
2010-11	Larry Drew	44	38	3rd	6	6
2011-12	Larry Drew	40	26	2nd	2	4
2012-13	Larry Drew	44	38	2nd	2	4

## COACHING RECORDS

Name	REGULAR SEASON			PLAYOFFS		
	W	L	Pct.	W	L	Pct.
Richie Guerin	327	291	.529	26	34	.433
Michael Fratello	324	250	.564	18	22	.450
Lenny Wilkens	310	232	.572	17	30	.362
Mike Woodson	206	286	.419	11	18	.379
Hubie Brown	199	208	.489	6	10	.375
Cotton Fitzsimmons	140	180	.438	2	4	.333
Larry Drew	128	102	.557	10	14	.417
Bob Weiss	124	122	.504	2	6	.250
Harry Gallatin	111	82	.575	13	10	.565
Ed Macauley	89	48	.650	9	11	.450
Kevin Loughery	85	79	.518	1	4	.200
William "Red" Holzman	83	120	.409	4	4	.500
Lon Kruger	69	122	.361	—	—	—
Andrew Levane	58	119	.328	—	—	—
Paul Seymour	56	37	.602	5	7	.417
Alex Hannum	56	47	.544	16	7	.696
Terry Stotts	52	85	.380	—	—	—
Arnold "Red" Auerbach	28	29	.491	1	2	.333
Doxie Moore	17	49	.258	—	—	—
Marko Todorovich	14	28	.333	—	—	—
Dave McMillan	9	14	.391	—	—	—
Andy Phillip	6	4	.600	—	—	—
Slater Martin	5	3	.625	—	—	—
Bob Pettit	4	2	.667	—	—	—
John Logan	2	1	.667	—	—	—
Roger Potter	1	6	.143	—	—	—
Gene Tormohlen	1	7	.125	—	—	—
Michael Fratello/Brendan Suhr	0	3	.000	—	—	—



## YEARLY RESULTS: 1968 - 69

48-34 OVERALL (28-12 at home, 18-21 on the road, 2-1 at neutral site)



### SEASON STATS

	G	Min	FGM	FGA	Pct	FTM	FTA	Pct	Reb	Asst	PF	DQ	Pts	Avg
Hudson	81	2869	716	1455	.492	338	435	.777	533	216	248	0	1770	21.9
Beaty	72	2578	588	1251	.470	370	506	.731	798	131	272	7	1546	21.5
Caldwell	81	2720	561	1106	.507	159	296	.537	303	320	231	1	1281	15.8
Bridges	80	2930	351	775	.453	239	353	.677	1132	298	290	3	941	11.8
Ohl	76	1995	385	901	.427	147	208	.707	170	221	232	5	917	12.1
Hazzard	80	2420	345	869	.397	208	294	.707	266	474	264	6	898	11.2
Davis	78	1367	265	568	.467	154	231	.667	529	97	239	6	684	8.8
Silas	79	1853	241	575	.419	204	333	.613	745	140	166	0	686	8.7
Guerin	27	472	47	111	.423	57	74	.770	59	99	66	0	151	5.6
Harlicka	26	218	41	90	.456	24	31	.774	16	37	29	0	106	4.1
Hamilton	25	141	37	67	.552	2	5	.400	29	8	19	0	76	3.0
Lehmann	11	138	26	67	.388	8	12	.667	9	27	18	0	60	5.5
Waller	11	29	2	9	.222	3	7	.429	10	1	8	0	7	0.6

### RESULTS

(1) at Columbia, SC (2) at Baltimore, MD (3) at Cleveland, OH

Date	Opponent	W/L	Atl.	Opp.	Record
10/16	CINCINNATI	L	110	125	0-1
10/19	MILWAUKEE	W	125	107	1-1
10/23	CHICAGO	W	106	91	2-1
10/25	at Seattle	L	112	123	2-2
10/27	at Phoenix	W	123	100	3-2
10/29	at Los Angeles	L	124	125	3-3
10/30	at San Diego	L	116	127	3-4
11/1	SAN FRAN.	W	109	105	4-4
11/3	BOSTON	L	103	123	4-5
11/6	at Baltimore	L	119	140	4-6
11/8	SAN DIEGO	W	114	101	5-6
11/9	SAN FRAN.	W	113	106	6-6
11/12	at San Francisco	L	108	123	6-7
11/13	at Seattle	W	142	113	7-7
11/15	PHILADELPHIA	L	115	116	7-8
11/16	at Cincinnati	L	125	130	7-9
11/19	at Milwaukee	L	98	119	7-10
11/20	NEW YORK	W	111	106	8-10
11/21	at Detroit	W	129	121	9-10
11/23	at Chicago	W	114	96	10-10
11/24	BALTIMORE	L	111	118	10-11
11/26	at Baltimore	L	99	102	10-12
11/27	CINCINNATI	W	94	91	11-12
11/30	at Cincinnati	W	126	109	12-12
12/3	at New York	L	93	126	12-13
12/4	NEW YORK	L	113	121	12-14
12/6	LOS ANGELES	L	94	99	12-15
12/8	at Phoenix	W	121	99	13-15
12/10	at San Francisco	W	111	100	14-15
12/12	at Seattle	W	93	91	15-15
12/13	at Los Angeles	W	105	103	16-15
12/14	at Chicago	W	87	83	17-15
12/18	MILWAUKEE	W	122	116	18-15
12/21	DETROIT	W	120	110	19-15
12/26	SEATTLE	W	126	96	20-15
12/28	BOSTON	W	110	97	21-15
12/29	BALTIMORE	W	101	99	22-15
1/2	at Chicago	W	106	88	23-15
1/3	DETROIT	W	128	106	24-15
1/4	LOS ANGELES	L	111	121	24-16
1/5	PHOENIX	W	97	96	25-16

#### ATLANTA

Most points: 142 at Seattle (11/13)  
Least points: 87 (two times)

#### OPPONENT

Most points: 140 (Baltimore, 11/6)  
Least points: 83 (Chicago, 12/14)

## YEARLY RESULTS: 1969 - 70

48-34 OVERALL (25-13 at home, 18-16 on the road, 5-5 at neutral site)



### SEASON STATS

	G	Min	FGM	FGA	Pct	FTM	FTA	Pct	Reb	Asst	PF	DQ	Pts	Avg
Hudson	80	3091	830	1564	.531	371	450	.824	373	276	225	1	2031	25.4
Caldwell	82	2857	674	1329	.507	379	551	.688	407	287	255	3	1727	21.1
Bellamy	23	855	141	287	.491	75	124	.605	310	88	97	2	357	15.5
Hazzard	82	2757	493	1056	.467	267	330	.809	329	561	264	3	1253	15.3
Bridges	82	3269	443	932	.475	331	451	.734	1181	345	292	6	1217	14.8
Davis	82	2623	438	943	.464	240	318	.755	796	238	335	5	1116	13.6
Gregor	81	1603	286	661	.433	88	113	.779	397	63	159	5	660	8.1
Beard	72	941	183	392	.467	135	163	.828	140	121	124	0	501	7.0
Ohl	66	984	176	372	.473	58	72	.806	71	98	113	1	410	6.2
Newmark	64	612	127	296	.429	59	77	.766	174	42	128	3	313	4.9
O'Malley	24	113	21	60	.350	8	19	.421	26	10	12	0	50	2.1
Tormohlen	2	11	2	4	.500	0	0	.000	4	1	3	0	4	2.0
Guerin	8	64	3	11	.273	1	1	1.000	2	12	9	0	7	0.9

### RESULTS

(#, overtime; #2, double OT; #3, three OT; #4, four OT)  
(1) at Auburn, AL (2) at Albuquerque, NM (3) at St. Louis, MO (4) at Salt Lake City, UT (5) at Kansas City, KS  
(6) at Cleveland, OH (7) at Memphis, TN (8) at Columbia, SC (9) at Greenville, SC

Date	Opponent	W/L	Atl.	Opp.	Record
10/15	SEATTLE	W	124	119	1-0
10/18	PHOENIX	W	121	116	2-0
10/22	SAN FRANCISCO	L	93	94	2-1
10/24	at Boston	W	122	110	3-1
10/25	DETROIT	L	104	125	3-2
10/28	at New York	L	104	128	3-3
10/29	SAN DIEGO	W	117	114	4-3
11/1	(#) at Baltimore	W	140	137	5-3
11/2	SEATTLE	W	125	113	6-3
11/5	BOSTON	W	128	121	7-3
11/6	(#) at Chicago	W	142	137	8-3
11/8	SAN FRANCISCO	W	106	93	9-3
11/10	(1) CHICAGO	W	133	132	10-3
11/11	PHILADELPHIA	W	124	107	11-3
11/14	at San Francisco	W	120	109	12-3
11/15	at San Diego	L	118	133	12-4
11/16	(2) at Phoenix	L	118	139	12-5
11/19	at Seattle	W	137	116	13-5
11/21	at Detroit	W	118	106	14-5
11/22	PHILADELPHIA	L	116	132	14-6
11/25	(3) MILWAUKEE	L	115	130	14-7
11/26	NEW YORK	L	103	138	14-8
11/28	at Boston	W	130	105	15-8
11/29	CINCINNATI	W	128	111	16-8
12/4	SEATTLE	W	119	111	17-8
12/5	at Cincinnati	L	127	156	17-9
12/7	at Los Angeles	W	104	103	18-9
12/9	(4) SAN FRANCISCO	W	117	115	19-9
12/10	at San Diego	L	107	126	19-10
12/12	LOS ANGELES	W	121	107	20-10
12/13	MILWAUKEE	L	100	121	20-11
12/16	(#) at New York	W	125	124	21-11
12/17	BALTIMORE	L	133	138	21-12
12/18	(5) at Chicago	L	112	114	21-13
12/20	BOSTON	W	122	106	22-13
12/21	CHICAGO	W	118	111	23-13
12/26	(6) at Cincinnati	L	110	130	23-14
12/27	PHILADELPHIA	W	112	107	24-14
12/29	SAN DIEGO	W	122	118	25-14
12/31	BALTIMORE	W	122	111	26-14

#### ATLANTA

Most points: 155 at San Diego (2/11)  
Least points: 87 at Los Angeles (1/30)

#### OPPONENT

Most points: 156 (Cincinnati, 12/5)  
Least points: 93 (three times)

Date	Opponent	W/L	Atl.	Opp.	Record
1/2	at Philadelphia	L	117	121	26-15
1/3	CINCINNATI	L	102	104	26-16
1/4	at Milwaukee	W	126	125	27-16
1/6	SEATTLE	W	101	97	28-16
1/7	at Boston	W	112	106	29-16
1/9	LOS ANGELES	L	112	127	29-17
1/10	at Baltimore	L	109	130	29-18
1/12	(7) DETROIT	L	100	113	29-19
1/13	at Philadelphia	L	105	136	29-20
1/14	SAN FRANCISCO	L	101	103	29-21
1/16	(8) CINCINNATI	W	117	100	30-21
1/18	CHICAGO	W	125	107	31-21
	ALL-STAR BREAK				
1/25	MILWAUKEE	L	116	131	31-22
1/26	at San Francisco	W	131	104	32-22
1/28	at Seattle	L	119	120	32-23
1/29	at Phoenix	L	102	111	32-24
1/30	at Los Angeles	L	87	102	32-25
2/1	BALTIMORE	L	124	133	32-26
2/2	(9) DETROIT	W	125	121	33-26
2/4	NEW YORK	W	111	96	34-26
2/6	CHICAGO	W	104	93	35-26
2/8	at Chicago	L	107	117	35-27
2/10	at San Francisco	L	104	113	35-28
2/11	at San Diego	W	155	131	36-28
2/12	at Los Angeles	L	114	136	36-29
2/15	BOSTON	W	146	125	37-29
2/15	(#) at Cincinnati	W	139	125	38-29
2/21	at New York	W	122	106	39-29
2/22	DETROIT	L	114	116	39-30
2/24	at Los Angeles	W	118	105	40-30
2/25	at Seattle	L	112	120	40-31
2/27	at Baltimore	L	107	114	40-32
3/1	PHOENIX	L	98	109	40-33
3/3	LOS ANGELES	W	101	93	41-33
3/5	at Milwaukee	W	126	117	42-33
3/8	at Phoenix	L	119	130	42-34
3/10	MILWAUKEE	W	140	127	43-34
3/11	SAN DIEGO	W	122	121	44-34
3/15	PHOENIX	W	126	111	45-34
3/17	at Philadelphia	W	128	125	46-34
3/20	NEW YORK	W	110	102	47-34
3/22	at Detroit	W	130	126	48-34



## YEARLY RESULTS: 1970 - 71



36-46 OVERALL (21-20 at home, 14-26 on the road, 1-0 at neutral site)

### SEASON STATS

	G	Min	FGM	FGA	Pct	FTM	FTA	Pct	Reb	Asst	PF	DQ	Pts	Avg
Hudson	76	3113	829	1713	.484	381	502	.759	386	257	186	0	2039	26.8
Maravich	81	2926	738	1613	.458	404	505	.800	298	355	238	1	1880	23.2
Hazzard	82	2877	517	1126	.459	315	415	.759	300	514	276	2	1349	16.5
Bellamy	82	2908	433	879	.493	336	556	.604	1060	230	271	4	1202	14.7
Bridges	82	3140	382	834	.458	211	330	.639	1233	240	317	7	975	11.9
Chambers	65	1168	237	526	.451	106	134	.791	245	61	119	0	580	8.9
Davis	82	1864	241	503	.479	195	288	.677	546	108	253	5	677	8.3
Chappell	42	451	71	161	.441	60	74	.811	133	16	63	2	202	4.8
Valley	51	430	73	204	.358	45	59	.763	34	47	50	0	191	3.7
Christian	54	524	55	127	.433	40	64	.625	177	30	118	0	150	2.8
White	38	315	34	84	.405	22	39	.564	48	47	62	2	90	2.4
Riley	7	39	4	9	.444	5	9	.556	12	1	5	0	13	1.9

### RESULTS

(#, overtime; #2, double OT; #3, three OT; #4, four OT)

(1) at College Park, MD											
Date	Opponent	W/L	Atl.	Opp.	Record	Date	Opponent	W/L	Atl.	Opp.	Record
10/17	MILWAUKEE	L	98	107	0-1	1/2	at New York	W	112	108	14-27
10/21	SAN FRANCISCO	W	102	100	1-1	1/3	BOSTON	L	128	140	14-28
10/22	at Detroit	L	101	120	1-2	1/5	DETROIT	L	90	98	14-29
10/24	BOSTON	L	109	113	1-3	1/7	BALTIMORE	L	102	110	14-30
10/26	at Cincinnati	L	107	126	1-4	1/8	at Baltimore	L	104	115	14-31
10/31	SAN DIEGO	L	117	121	1-5	1/10	PHOENIX	L	105	116	14-32
11/1	at Cleveland	W	131	107	2-5	1/15	ALL-STAR BREAK				
11/4	DETROIT	L	105	117	2-6	1/16	at Boston	L	123	134	14-33
11/6	at Philadelphia	L	112	118	2-7	1/16	LOS ANGELES	W	127	123	15-33
11/7	PHOENIX	L	100	107	2-8	1/18	at Buffalo	W	123	113	16-33
11/10	PHILADELPHIA	W	109	104	3-8	1/20	SEATTLE	L	108	112	16-34
11/11	at Buffalo	L	118	134	3-9	1/22	at Milwaukee	W	117	110	17-34
11/13	at Boston	W	116	114	4-9	1/24	MILWAUKEE	L	120	142	17-35
11/14	CHICAGO	L	116	120	4-10	1/26	at Philadelphia	L	122	129	18-35
11/17	at Los Angeles	L	105	116	4-11	1/27	NEW YORK	L	108	116	17-37
11/18	at Portland	L	131	146	4-12	1/29	CLEVELAND	W	119	111	18-37
11/21	BALTIMORE	W	130	103	5-12	1/31	SAN DIEGO	W	131	120	19-37
11/22	PHILADELPHIA	W	125	115	6-12	2/2	at San Francisco	L	99	101	19-38
11/24	at New York	L	119	128	6-13	2/4	at Portland	L	123	137	19-39
11/25	NEW YORK	L	111	114	6-14	2/5	(#) at Seattle	W	121	120	20-39
11/27	at San Diego	L	127	128	6-15	2/7	CINCINNATI	W	121	118	21-39
11/29	at Seattle	L	107	130	6-16	2/9	at New York	W	114	109	22-39
12/1	at San Francisco	L	106	113	6-17	2/10	BOSTON	W	114	102	23-39
12/2	at Phoenix	L	112	126	6-18	2/12	NEW YORK	W	125	116	24-39
12/5	SEATTLE	W	106	100	7-18	2/14	MILWAUKEE	L	88	124	24-40
12/8	at Milwaukee	L	104	125	7-19	2/16	at Chicago	L	102	118	24-41
12/9	at Cincinnati	L	106	118	7-20	2/20	at Baltimore	W	122	115	25-41
12/11	at Chicago	L	86	87	7-21	2/21	BALTIMORE	L	119	121	25-42
12/12	PORTLAND	W	107	101	8-21	2/24	PORTLAND	W	118	107	26-42
12/13	BUFFALO	W	110	91	9-21	2/26	(#) at Boston	L	129	137	26-43
12/16	SAN DIEGO	W	128	117	10-21	2/27	BUFFALO	W	134	117	27-43
12/18	(1) at Baltimore	W	116	112	11-21	2/28	DETROIT	L	105	106	27-44
12/19	LOS ANGELES	L	104	116	11-22	3/2	at Seattle	W	128	116	28-44
12/22	at Los Angeles	W	119	115	12-22	3/3	at San Francisco	W	109	105	29-44
12/23	at San Diego	L	102	133	12-23	3/5	at Los Angeles	W	105	104	30-44
12/25	at Phoenix	L	115	127	12-24	3/7	CINCINNATI	W	122	112	31-44
12/26	CINCINNATI	L	118	130	12-25	3/10	PHOENIX	W	139	98	32-44
12/28	SAN FRANCISCO	L	104	115	12-26	3/12	at Cleveland	W	119	107	33-44
12/29	at Detroit	L	97	99	12-27	3/13	at Cincinnati	L	127	136	33-45
12/31	CLEVELAND	W	119	85	13-27	3/14	PHILADELPHIA	W	108	101	34-45
						3/16	at Philadelphia	W	130	125	35-45
						3/19	(#) CHICAGO	W	112	111	36-45
						3/20	at Chicago	L	121	138	36-36

#### ATLANTA

Most points: 139 vs. Phoenix (3/10)  
Least points: 86 at Chicago (12/11)

#### OPPONENT

Most points: 146 (Portland, 11/18)  
Least points: 85 (Cleveland, 12/31)

## YEARLY RESULTS: 1971 - 72



36-46 OVERALL (22-19 at home, 13-26 on the road, 1-1 at neutral site)

### SEASON STATS

	G	Min	FGM	FGA	Pct	FTM	FTA	Pct	Reb	Asst	PF	DQ	Pts	Avg
Hudson	77	3042	775	1540	.503	349	430	.812	385	309	225	0	1899	24.7
Maravich	66	2302	460	1077	.427	355	438	.811	256	393	207	0	1275	19.3
Bellamy	82	3187	593	1089	.545	340	581	.585	1049	262	255	2	1526	18.6
Washington	67	2416	325	729	.446	201	256	.785	601	121	217	0	851	12.7
Adams	70	2030	307	779	.394	204	273	.747	494	137	259	5	818	11.7
Gilliam	82	2337	345	774	.446	145	173	.838	335	377	232	3	835	10.2
Bridges	14	546	51	134	.381	31	44	.705	190	40	50	1	133	9.5
May	75	1285	234	476	.492	126	164	.768	217	55	133	0	594	7.9
Williams	10	127	23	53	.434	21	29	.724	4	20	18	0	67	6.7
Trapp	60	890	144	388	.371	105	139	.755	183	51	144	2	393	6.6
Valley	9	110	20	43	.465	13	20	.650	11	9	13	0	53	5.9
Payne	29	227	45	103	.437	29	46	.630	69	15	40	0	119	4.1
Haliburton	37	288	61	133	.459	25	30	.833	37	20	50	1	147	4.0
Siegfried	21	335	25	77	.325	20	23	.870	32	52	32	0	70	3.3
Christian	56	485	66	142	.465	44	61	.721	181	28	77	0	176	3.1
Davis	11	119	8	33	.242	10	18	.556	36	8	14	0	26	2.4

### RESULTS

(#, overtime; #2, double OT; #3, three OT; #4, four OT)

(1) at San Diego, CA, (2) at Hershey, PA

Date	Opponent	W/L	Atl.	Opp.	Record	Date	Opponent	W/L	Atl.	Opp.	Record
10/12	at Cincinnati	L	113	127	0-1	1/5	at Seattle	L	116	127	15-26
10/16	PHILADELPHIA	L	102	104	0-2	1/7	LOS ANGELES	L	90	134	15-27
10/20	LOS ANGELES	L	104	126	0-3	1/8	at Baltimore	L	102	110	15-28
10/22	BOSTON	L	108	115	0-4	1/12	MILWAUKEE	W	104	102	16-28
10/23	at New York	W	95	89	1-4	1/14	at Cincinnati	L	102	126	16-29
10/25	at Boston	L	116	136	1-5	1/15	BOSTON	L	106	122	16-30
10/27	NEW YORK	W	110	96	2-5	1/16	PHILADELPHIA	W	124	116	17-30
10/29	at Cleveland	W	98	97	3-5	1/21	ALL-STAR BREAK				
10/30	DETROIT	L	99	104	3-6	1/21	GOLDEN STATE	L	111	113	17-31
11/3	CHICAGO	L	100	113	3-7	1/23	at Milwaukee	W	118	113	18-31
11/5	(#) BUFFALO	L	117	122	3-8	1/25	at Buffalo	W	123	110	19-31
11/6	at Philadelphia	L	96	101	3-9	1/26	SEATTLE	L	119	131	19-32
11/10	MILWAUKEE	L	100	116	3-10	1/28	DETROIT	W	124	108	20-32
11/12	GOLDEN STATE	W	106	104	4-10	1/30	at Phoenix	L	103	105	20-33
11/17	SEATTLE	L	104	112	4-11	2/3	at Golden State	L	115	132	20-34
11/20	PHOENIX	W	115	109	5-11	2/5	CLEVELAND	W	120	117	21-34
11/23	at Buffalo	L	97	102	5-12	2/6	at Houston	L	113	120	21-35
11/24	at Milwaukee	L	107	141	5-13	2/9	LOS ANGELES	L	113	117	21-36
11/26	BALTIMORE	L	105	118	5-14	2/11	at Chicago	L	91	102	21-37
11/27	CLEVELAND	L	95	103	5-15	2/12	CHICAGO	L	106	117	21-38
11/28	at Boston	L	108	130	5-16	2/13	BUFFALO	W	133	119	22-38
11/30	at Chicago	L	85	86	5-17	2/15	at Detroit	W	113	105	23-38
12/1	at Detroit	W	117	103	6-17	2/16	BALTIMORE	W	105	103	24-38
12/4	PHILADELPHIA	W	126	109	7-17	2/18	at Baltimore	L	81	106	24-39
12/7	(1) at Golden State	W	116	113	8-17	2/20	CINCINNATI	L	92	101	24-40
12/9	at Phoenix	L	115	135	8-18	2/23	PHOENIX	W	120	118	25-40
12/10	at Houston	L	88	95	8-19	2/25	(2) at Philadelphia	L	110	114	25-41
12/12	at Los Angeles	L	95	104	8-20	2/27	PORTLAND	W	113	110	26-41
12/15	(#) HOUSTON	L	115	117	8-21	2/29	at Buffalo	W	99	89	27-41
12/17	at Baltimore	L	103	114	8-22	3/3	at Los Angeles	L	104	113	27-42
12/18	BALTIMORE	W	123	94	9-22	3/4	at Portland	W	120	101	28-42
12/19	CINCINNATI	W	101	99	10-22	3/5	at Seattle	L	110	112	28-43
12/22	at Cincinnati	W	106	103	11-22	3/8	CHICAGO	L	96	98	28-44
12/23	at Cleveland	L	1								



## YEARLY RESULTS: 1972 - 73

46-36 OVERALL (28-13 at home, 17-23 on the road, 1-0 at neutral site)



### SEASON STATS

	G	Min	FGM	FGA	Pct	FTM	FTA	Pct	Reb	Asst	PF	DQ	Pts	Avg
Hudson	75	3027	816	1710	.477	397	481	.825	467	258	197	1	2029	27.1
Maravich	79	3089	789	1788	.441	485	606	.800	346	546	245	1	2063	26.1
Bellamy	74	2802	455	901	.505	283	526	.538	964	179	244	1	1193	16.1
Gilliam	76	2741	471	1007	.468	123	150	.820	399	482	257	8	1065	14.0
Trapp	77	1853	359	824	.436	150	194	.773	455	127	274	11	868	11.3
Washington	75	2833	308	713	.432	163	224	.728	801	174	252	5	779	10.4
Bracey	70	1050	192	395	.486	73	110	.664	107	125	125	0	457	6.5
Adams	4	76	8	38	.211	7	8	.875	22	5	11	0	23	5.8
Halliburton	24	238	50	116	.431	21	22	.955	26	28	29	0	121	5.0
May	32	317	61	134	.455	22	31	.710	67	21	55	0	144	4.5
Christian	55	759	85	155	.548	60	79	.759	305	47	111	2	230	4.2
Wetzel	28	504	42	94	.447	14	17	.824	58	39	41	1	98	3.5
Tschogl	10	94	14	40	.350	2	4	.500	21	6	25	0	30	3.0
Mast	42	447	50	118	.424	19	30	.633	136	37	50	0	119	2.8

### RESULTS

(#, overtime; #2, double OT; #3, three OT; #4, four OT)

Date	Opponent	W/L	Atl.	Opp.	Record
10/10	at Buffalo	W	120	109	1-0
10/13	at Baltimore	L	98	115	1-1
10/15	NEW YORK	W	109	101	2-1
10/17	BOSTON	L	115	119	2-2
10/20	at Houston	L	108	120	2-3
10/21	at Kansas City	L	101	108	2-4
10/24	at Portland	W	118	110	3-4
10/25	at Seattle	W	118	115	4-4
10/28	at Golden State	L	107	122	4-5
10/31	HOUSTON	L	105	106	4-6
11/3	at Houston	W	114	108	5-6
11/4	PHILADELPHIA	W	128	120	6-6
11/7	(#) BALTIMORE	W	109	107	7-6
11/9	at New York	L	99	101	7-7
11/11	MILWAUKEE	W	111	102	8-7
11/14	GOLDEN STATE	L	105	114	8-8
11/18	PHOENIX	W	126	122	9-8
11/19	at Cleveland	L	98	109	9-9
11/21	(#) at Detroit	L	110	113	9-10
11/23	SEATTLE	W	110	97	10-10
11/25	CHICAGO	L	99	100	10-11
11/26	at Milwaukee	L	96	108	10-12
11/29	at Phoenix	L	98	109	10-13
12/1	(#) at Los Angeles	W	114	109	11-13
12/2	at Portland	W	106	103	12-13
12/5	PORTLAND	W	122	121	13-13
12/7	(#) at Chicago	W	94	89	14-13
12/8	BALTIMORE	W	134	115	15-13
12/9	at Kansas City	L	115	130	15-14
12/12	at New York	L	93	114	15-15
12/13	NEW YORK	W	121	120	16-15
12/16	CLEVELAND	W	100	94	17-15
12/20	KANSAS CITY	W	119	102	18-15
12/22	at Buffalo	W	110	109	19-15
12/23	(1) at Philadelphia	W	124	112	20-15
12/26	at Cleveland	L	96	115	20-16
12/27	at Philadelphia	W	121	120	21-16
12/28	BALTIMORE	L	111	112	21-17
12/30	BUFFALO	W	120	110	22-17
1/2	at Chicago	L	90	100	22-18
1/3	at Milwaukee	L	97	105	22-19

#### ATLANTA

Most points: 138 vs. Philadelphia (3/4)  
Least points: 90 at Chicago (1/2)

#### OPPONENT

Most points: 137 (Baltimore, 2/7)  
Least points: 82 (Buffalo, 1/26)

## YEARLY RESULTS: 1973 - 74

35-47 OVERALL (23-18 at home, 12-25 on the road, 0-4 at neutral site)



### SEASON STATS

	G	Min	FGM	FGA	Pct	FTM	FTA	Pct	Reb	Asst	PF	Stl	Bk	Pts	Avg
Maravich	76	2903	819	1791	.457	469	568	.826	374	396	261	111	13	2107	27.7
Hudson	65	2588	678	1356	.500	295	353	.836	350	213	205	160	29	1651	25.4
Gilliam	62	2003	384	846	.454	106	134	.791	267	355	190	134	18	874	14.1
Bellamy	77	2440	389	801	.486	233	383	.608	740	189	232	52	48	1011	13.1
Washington	73	2519	297	612	.485	134	196	.684	735	156	249	49	74	728	10.0
Brown	77	1715	277	632	.438	163	217	.751	441	114	239	29	16	717	9.3
Jones	74	1448	238	502	.474	116	156	.744	454	86	197	29	64	592	8.0
Bracey	75	1463	241	520	.463	69	96	.719	146	231	157	60	5	551	7.3
Wetzel	70	1232	107	252	.425	41	57	.719	170	138	147	73	19	255	3.6
Schlueter	57	547	63	135	.467	38	50	.760	155	45	84	25	22	164	2.9
Inglesby	48	398	50	131	.382	29	37	.784	44	37	43	19	4	129	2.7
Tschogl	64	499	59	166	.355	10	17	.588	76	33	69	17	20	128	2.0

### RESULTS

(#, overtime; #2, double OT; #3, three OT; #4, four OT)

Date	Opponent	W/L	Atl.	Opp.	Record
10/9	CAPITAL	W	128	114	1-0
10/11	LOS ANGELES	W	129	102	2-0
10/12	at Detroit	L	105	122	2-1
10/13	KC/OMAHA	L	102	117	2-2
10/20	at Phoenix	L	108	118	2-3
10/21	at Los Angeles	W	119	100	3-3
10/24	at Seattle	W	131	106	4-3
10/26	at Portland	L	110	127	4-4
10/27	at Golden State	W	125	116	5-4
10/30	PHOENIX	W	122	101	6-4
11/2	at Houston	W	125	123	7-4
11/3	BOSTON	L	109	122	7-5
11/4	at Cleveland	W	115	110	8-5
11/8	DETROIT	L	115	129	8-6
11/10	PHILADELPHIA	W	120	97	9-6
11/13	at Buffalo	L	114	121	9-7
11/15	PORTLAND	W	123	114	10-7
11/17	CAPITAL	L	109	115	10-8
11/22	GOLDEN STATE	L	99	101	10-9
11/23	at Capital	L	86	101	10-10
11/24	MILWAUKEE	L	92	112	10-11
11/27	at KC/Omaha	W	129	110	11-11
11/28	BUFFALO	W	130	106	12-11
12/1	SEATTLE	W	120	110	13-11
12/5	at KC/Omaha	L	105	117	13-12
12/7	at Boston	L	112	116	13-13
12/8	at New York	L	100	117	13-14
12/11	(#) BUFFALO	L	127	132	13-15
12/15	at Milwaukee	L	82	116	13-16
12/18	at Capital	W	98	91	14-16
12/19	NEW YORK	W	107	105	15-16
12/21	at Houston	W	124	110	16-16
12/22	CLEVELAND	L	98	108	16-17
12/26	PHILADELPHIA	W	145	118	17-17
12/28	at Chicago	L	94	118	17-18
12/29	HOUSTON	W	114	110	18-18
12/30	at Cleveland	W	99	94	19-18
1/1	at New York	L	89	99	19-19
1/2	PHOENIX	L	113	116	19-20
1/5	CLEVELAND	W	99	86	20-20

#### ATLANTA

Most points: 145 vs. Philadelphia (12/26)  
Least points: 76 vs. KC/Omaha (2/22)

#### OPPONENT

Most points: 132 (Buffalo, 12/11)  
Least points: 85 (KC/Omaha, 2/27)



## YEARLY RESULTS: 1974 - 75

31-51 OVERALL (22-19 at home, 9-31 on the road, 0-1 at neutral site)



### SEASON STATS

	G	Min	FGM	FGA	Pct	FTM	FTA	Pct	Reb	Asst	PF	Stl	Bik	Pts	Avg
Hudson	11	380	97	225	.431	48	57	.842	47	40	33	13	2	242	22.0
Drew	78	2289	527	1230	.428	388	544	.713	836	138	274	119	39	1442	18.5
Van Arsdale	73	2570	544	1269	.429	294	383	.768	249	207	231	78	3	1382	18.9
Gilliam	60	1393	314	736	.427	94	113	.832	204	170	124	77	13	722	12.0
Sojourner	73	2129	378	775	.488	95	146	.651	642	93	217	35	57	851	11.7
Henderson	79	2131	367	893	.411	168	241	.697	212	314	149	105	7	902	11.4
Brown	73	1986	315	684	.461	185	250	.740	434	133	228	54	15	815	11.2
Jones	75	2086	323	752	.430	132	183	.721	697	152	226	51	51	778	10.4
Meminger	80	2177	233	500	.466	168	263	.639	214	397	160	118	11	634	7.9
Washington	38	905	114	259	.440	41	55	.745	196	68	86	23	13	269	7.1
Lee	9	177	12	36	.333	32	39	.821	70	8	25	1	4	56	6.2
Kauffman	73	797	113	261	.433	59	84	.702	182	81	103	19	4	285	3.9
Wetzel	63	785	87	204	.426	68	77	.883	114	77	108	51	8	242	3.8

### RESULTS

Date	Opponent	W/L	At.	Opp.	Record
10/18	at Chicago	L	115	120	0-1
10/19	HOUSTON	W	118	112	1-1
10/22	PHILADELPHIA	W	125	92	2-1
10/24	CLEVELAND	L	97	116	2-2
10/25	at Boston	L	109	116	2-3
10/30	at Detroit	W	104	96	3-3
10/31	at New York	L	90	93	3-4
11/2	BOSTON	L	125	126	3-5
11/7	PHOENIX	W	109	108	4-5
11/9	PORTLAND	L	115	119	4-6
11/10	at Milwaukee	W	99	94	5-6
11/12	at Golden State	L	111	128	5-7
11/14	at Portland	L	92	104	5-8
11/16	NEW ORLEANS	W	130	104	6-8
11/19	SEATTLE	W	122	113	7-8
11/21	NEW YORK	L	95	101	7-9
11/22	at New Orleans	L	86	90	7-10
11/23	KC/OMAHA	L	100	103	7-11
11/26	WASHINGTON	W	119	102	8-11
11/27	at Washington	L	104	114	8-12
11/29	at Houston	W	96	91	9-12
12/3	at Phoenix	W	90	85	10-12
12/6	at Los Angeles	L	84	100	10-13
12/8	at Seattle	W	102	95	11-13
12/10	at Portland	W	107	103	12-13
12/12	GOLDEN STATE	L	109	129	12-14
12/14	(#) BOSTON	L	90	92	12-15
12/17	WASHINGTON	W	96	85	13-15
12/19	CHICAGO	L	80	88	13-16
12/20	at Buffalo	W	113	102	14-16
12/21	HOUSTON	L	96	101	14-17
12/23	at Philadelphia	L	88	100	14-18
12/25	at Washington	L	92	110	14-19
12/26	at Houston	L	86	114	14-20
12/28	LOS ANGELES	W	106	89	15-20
12/29	at Cleveland	L	103	110	15-21
1/1	at KC/Omaha	W	102	97	16-21
1/2	at Milwaukee	L	111	116	16-22
1/4	BUFFALO	L	108	121	16-23
1/7	(#) CLEVELAND	W	113	112	17-23

(#, overtime; #2, double OT; #3, three OT; #4, four OT)

Date	Opponent	W/L	At.	Opp.	Record
1/8	at Boston	L	96	104	17-24
1/10	at Chicago	L	113	116	17-25
1/11	DETROIT	L	113	118	17-26
ALL-STAR BREAK					
1/16	WASHINGTON	W	108	85	18-26
1/18	BUFFALO	L	115	129	18-27
1/19	SEATTLE	W	117	109	19-27
1/21	NEW ORLEANS	W	135	103	20-27
1/23	HOUSTON	L	95	96	20-28
1/24	at Detroit	L	103	113	20-29
1/25	MILWAUKEE	W	117	101	21-29
1/28	at New York	L	111	115	21-30
1/30	NEW YORK	L	115	117	21-31
1/31	at Buffalo	L	101	111	21-32
2/1	at Cleveland	L	109	112	21-33
2/4	CLEVELAND	W	111	97	22-33
2/6	DETROIT	W	111	98	23-33
2/7	at Houston	L	97	105	23-34
2/8	NEW ORLEANS	L	102	106	23-35
2/10	at New Orleans	L	89	96	23-36
2/14	at Los Angeles	L	100	108	23-37
2/15	at Phoenix	W	111	107	24-37
2/20	at Golden State	L	102	108	24-38
2/21	at Seattle	L	108	110	24-39
2/23	(#) at Cleveland	L	105	111	24-40
2/27	CHICAGO	L	91	111	24-41
3/1	KC/OMAHA	W	108	95	25-41
3/4	LOS ANGELES	W	109	97	26-41
3/5	at Washington	L	112	118	26-42
3/6	GOLDEN STATE	W	110	106	27-42
3/8	NEW ORLEANS	W	113	101	28-42
3/11	WASHINGTON	L	87	99	28-43
3/13	MILWAUKEE	L	104	120	28-44
3/15	at New Orleans	L	123	140	28-45
3/16	PHOENIX	W	117	114	29-45
3/18	at KC/Omaha	L	101	105	29-46
3/21	at Philadelphia	L	103	114	29-47
3/22	PHILADELPHIA	W	104	100	30-47
3/25	PORTLAND	L	89	105	30-48
3/29	CLEVELAND	W	103	97	31-48
3/30	at New Orleans	L	105	108	31-49
4/1	at Houston	L	104	113	31-50
4/5	at Washington	L	115	123	31-51

#### ATLANTA

Most points: 130 vs. New Orleans (11/16)  
Least points: 80 vs. Chicago (12/19)

#### OPPONENT

Most points: 140 (New Orleans, 3/15)  
Least points: 85 (three times)

## YEARLY RESULTS: 1975 - 76

29-53 OVERALL (20-21 at home, 9-32 on the road)



### SEASON STATS

	G	Min	FGM	FGA	Pct	FTM	FTA	Pct	Reb	Asst	PF	Stl	Bik	Pts	Avg
Drew	77	2351	586	1168	.502	488	656	.744	660	150	261	138	30	1660	21.6
Hudson	81	2558	569	1205	.472	237	291	.814	300	214	241	124	17	1375	17.0
Henderson	81	2900	469	1136	.413	216	305	.708	265	374	195	137	10	1154	14.2
Van Arsdale	75	2026	346	785	.441	126	166	.759	186	146	202	57	7	818	10.9
Jones	66	1762	251	542	.463	163	219	.744	524	83	214	52	61	665	10.1
Sojourner	67	1602	248	524	.473	80	119	.672	449	58	174	38	40	576	8.6
Hawkins	74	1907	237	530	.447	136	191	.712	445	212	172	80	46	610	8.2
Brown	75	1758	215	486	.442	162	209	.775	403	126	235	45	16	592	7.9
Meminger	68	1418	155	379	.409	100	152	.658	151	222	116	54	8	410	6.0
Holland	33	351	85	213	.399	22	34	.647	41	26	48	20	2	192	5.8
Willoughby	62	870	113	284	.398	66	100	.660	288	31	87	37	29	292	4.7
DuVal	13	130	15	43	.349	6	9	.667	8	20	15	6	2	36	2.8
Creighton	32	172	12	43	.279	7	16	.438	45	4	23	2	9	31	1.0

### RESULTS

(#, overtime; #2, double OT; #3, three OT; #4, four OT)

Date	Opponent	W/L	At.	Opp.	Record
10/23	NEW ORLEANS	W	109	91	1-0
10/25	DETROIT	L	102	108	1-1
11/2	(#) at Los Angeles	L	113	116	1-2
11/4	at Portland	W	98	97	2-2
11/6	CLEVELAND	L	108	113	2-3
11/8	SEATTLE	W	107	94	3-3
11/11	Bos. at Hartford	W	100	91	4-3
11/12	at Detroit	W	109	106	5-3
11/14	WASHINGTON	W	97	88	6-3
11/15	at New York	L	86	92	6-4
11/16	NEW YORK	W	97	96	7-4
11/19	(#) at Golden State	W	104	98	8-4
11/20	at Washington	L	96	105	8-5
11/22	NEW ORLEANS	L	85	89	8-6
11/23	PHILADELPHIA	W	115	111	9-6
11/26	at New Orleans	W	113	108	10-6
11/28	at Boston	L	107	114	10-7
12/4	PORTLAND	W	94	87	11-7
12/6	BOSTON	L	104	111	11-8
12/10	at Kansas City	L	94	100	11-9
12/11	BUFFALO	W	122	99	12-9
12/13	KANSAS CITY	W	115	101	13-9
12/16	at New York	L	96	97	13-10
12/18	LOS ANGELES	W	114	98	14-10
12/19	at Houston	L	107	113	14-11
12/20	HOUSTON	W	123	108	15-11
12/21	(#) CHICAGO	L	90	97	15-12
12/25	at Washington	L	94	99	15-13
12/26	at Cleveland	W	98	97	16-13
12/27	MILWAUKEE	W	87	82	17-13
1/1	at New Orleans	L	95	111	17-14
1/3	PHOENIX	L	89	100	17-15
1/6	at Milwaukee	W	91	87	18-15
1/8	HOUSTON	L	106	115	18-16
1/10	CLEVELAND	L	100	106	18-17
1/11	PORTLAND	L	109	116	18-18
1/14	SEATTLE	L	110	112	18-19
1/15	at Cleveland	W	98	91	19-19
1/17	GOLDEN STATE	W	97	91	20-19
1/20	at Chicago	W	100	86	21-19

Date	Opponent	W/L	At.	Opp.	Record
1/21	BUFFALO	L	94	102	21-20
1/23	at Buffalo	L	104	119	21-21
1/24	at Philadelphia	L	116	130	21-22
1/25	PHILADELPHIA	L	109	112	21-23
1/27	at New York	W	114	113	22-23
1/28	at Boston	L	99	110	22-24
1/29	NEW YORK	W	112	109	23-24
1/31	NEW ORLEANS	L	95	108	23-25
2/1	CHICAGO	W	84	80	24-25
ALL-STAR BREAK					
2/5	DETROIT	L	108	111	24-26
2/7	WASHINGTON	L	90	103	24-27
2/8	LOS ANGELES	L	89	97	24-28
2/10	KANSAS CITY	W	111	89	25-28
2/12	at Golden State	L	104	113	25-29
2/13	at Seattle	L	102	119	25-30
2/15	BUFFALO	W	112	104	26-30
2/17	at Cleveland	L	92	112	26-31
2/21	at Washington	L	95	103	26-32
2/22	at New Orleans	L	94	102	26-33
2/26	at Phoenix	L	97	115	26-34
2/29	at Portland	L	98	102	26-35
3/4</					



## YEARLY RESULTS: 1976 - 77

31-51 OVERALL (19-22 at home, 12-29 on the road)



### SEASON STATS

	G	Min	FGM	FGA	Pct	FTM	FTA	Pct	Reb	Asst	PF	Stl	Bk	Pts	Avg
Drew	74	2688	689	1416	.487	412	577	.714	675	133	275	102	29	1790	24.2
Robinson	36	1449	310	648	.478	186	241	.772	462	97	130	38	20	806	22.4
Hudson	58	1745	413	905	.456	142	169	.840	129	155	160	67	19	968	16.7
Henderson	46	1568	196	453	.433	126	168	.750	124	386	74	79	8	518	11.3
Charles	82	2487	354	855	.414	205	256	.801	168	295	240	141	45	913	11.1
Meriwether	74	2068	319	607	.526	182	255	.714	596	82	324	41	82	820	11.1
Terry	12	241	47	87	.540	18	21	.857	18	25	21	9	1	112	9.3
Hawes	44	945	147	305	.480	67	88	.761	261	63	141	36	24	361	8.2
Barker	59	1354	182	436	.417	112	164	.683	401	60	223	33	41	476	8.1
Hill	81	1825	175	439	.399	139	174	.799	143	403	245	85	6	489	6.0
Brown	77	1405	160	350	.457	121	150	.807	236	103	217	46	7	441	5.7
Denton	45	700	103	256	.402	33	47	.702	218	33	100	14	16	239	5.3
Willoughby	39	549	75	169	.444	43	63	.683	170	13	64	19	23	193	4.9
Sojourner	51	551	95	203	.468	41	57	.719	146	21	66	15	9	231	4.5
Davis	7	67	8	35	.229	4	13	.308	7	2	9	7	0	20	2.9
Dickerson	6	63	6	12	.500	5	8	.625	2	11	13	1	0	17	2.8

### RESULTS

Date	Opponent	W/L	Atl.	Opp.	Record
10/21	HOUSTON	L	104	120	0-1
10/24	MILWAUKEE	W	115	91	1-1
10/26	SAN ANTONIO	W	122	114	2-1
10/29	at Los Angeles	L	101	118	2-2
10/30	at Golden State	L	106	114	2-3
10/31	at Seattle	L	112	126	2-4
11/2	at Portland	L	116	129	2-5
11/4	CHICAGO	W	97	87	3-5
11/6	DETROIT	L	105	110	3-6
11/7	CLEVELAND	W	107	97	4-6
11/11	PORTLAND	W	107	105	5-6
11/13	NEW ORLEANS	L	86	115	5-7
11/16	at NY Knicks	L	97	100	5-8
11/17	at Boston	L	91	104	5-9
11/20	PHILADELPHIA	L	106	123	5-10
11/21	KANSAS CITY	L	83	106	5-11
11/24	at Indiana	L	93	115	5-12
11/26	at NY Nets	W	109	105	6-12
11/27	BUFFALO	W	101	94	7-12
11/28	GOLDEN STATE	L	98	132	7-13
12/2	WASHINGTON	L	90	102	7-14
12/3	at New Orleans	L	105	121	7-15
12/4	NY NETS	L	105	107	7-16
12/8	at San Antonio	W	117	108	8-16
12/9	at Kansas City	W	102	100	9-16
12/11	at Cleveland	W	95	94	10-16
12/12	PHOENIX	L	91	106	10-17
12/14	LOS ANGELES	W	106	104	11-17
12/16	at Houston	L	107	118	11-18
12/17	at New Orleans	W	113	109	12-18
12/18	BOSTON	L	110	117	12-19
12/19	at Milwaukee	L	109	126	12-20
12/22	at Detroit	L	94	107	12-21
12/23	at Chicago	L	95	101	12-22
12/26	NY KNICKS	L	98	103	12-23
12/28	SEATTLE	L	119	120	12-24
12/29	at Washington	L	92	96	12-25
1/2	NEW ORLEANS	L	88	93	12-26
1/4	DENVER	W	113	109	13-26
1/6	INDIANA	L	95	103	13-27
1/10	PHOENIX	L	92	93	13-28

(#, overtime; #2, double OT; #3, three OT; #4, four OT)

Date	Opponent	W/L	Atl.	Opp.	Record
1/12	at Buffalo	W	124	118	14-28
1/14	at NY Nets	W	120	101	15-28
1/15	KANSAS CITY	L	90	115	15-29
1/16	PORTLAND	W	125	120	16-29
1/19	at Philadelphia	L	94	114	16-30
1/21	MILWAUKEE	W	121	101	17-30
1/23	GOLDEN STATE	L	97	104	17-31
1/28	at Houston	L	104	118	17-32
1/29	HOUSTON	W	101	97	18-32
2/1	DETROIT	L	92	95	18-33
2/3	BUFFALO	W	100	98	19-33
2/5	CHICAGO	W	99	96	20-33
2/8	at Phoenix	L	104	117	20-34
2/9	at Seattle	W	99	98	21-34
2/11	at Portland	W	121	108	22-34
2/15	ALL-STAR BREAK				
2/15	at Golden State	L	111	117	22-35
2/18	at Los Angeles	W	111	101	23-35
2/20	at Denver	L	95	111	23-36
2/24	(#) NY KNICKS	W	101	98	24-36
2/25	at Chicago	L	87	96	24-37
2/26	SAN ANTONIO	W	119	111	25-37
3/1	LOS ANGELES	L	90	92	25-38
3/4	WASHINGTON	W	100	99	26-38
3/6	at Detroit	L	105	115	26-39
3/8	PHILADELPHIA	W	99	98	27-39
3/11	DENVER	W	100	95	28-39
3/13	CLEVELAND	L	113	115	28-40
3/16	at Philadelphia	L	100	109	28-41
3/18	at Boston	L	96	98	28-42
3/19	at NY Knicks	L	101	107	28-43
3/22	at Buffalo	W	86	84	29-43
3/23	BOSTON	L	96	103	29-44
3/25	at Indiana	L	95	103	29-45
3/26	at Cleveland	L	94	99	29-46
3/30	at Washington	L	103	110	29-47
3/31	NY NETS	W	95	81	30-47
4/2	INDIANA	L	99	106	30-48
4/3	at San Antonio	W	111	103	31-48
4/5	at Phoenix	L	102	108	31-49
4/6	at Denver	L	95	110	31-50
4/8	at Milwaukee	L	107	118	31-51

#### ATLANTA

Most points: 125 vs. Portland (1/16)  
Least points: 83 vs. Kansas City (11/21)

#### OPPONENT

Most points: 132 (Golden State, 11/28)  
Least points: 81 (N.Y. Nets, 3/31)

## YEARLY RESULTS: 1977 - 78

41-41 OVERALL (27-9 at home, 12-29 on the road, 2-3 at neutral site)



### SEASON STATS

	G	Min	FGM	FGA	Pct	FTM	FTA	Pct	Reb	Asst	PF	Stl	Bk	Pts	Avg
Drew	70	2203	593	1236	.480	437	575	.760	511	141	247	119	27	1623	23.2
Hawes	75	2325	387	854	.453	175	214	.818	690	190	230	78	57	949	12.7
Criss	77	1935	319	751	.425	236	296	.797	121	294	143	108	5	874	11.4
Behagen	26	751	117	249	.470	51	70	.729	173	34	97	30	12	285	11.0
E. Johnson	79	1875	332	686	.484	164	201	.816	153	235	232	100	4	828	10.5
McMillen	68	1683	280	568	.493	116	145	.800	416	84	233	33	16	676	9.9
Hill	82	2530	304	732	.415	189	223	.848	231	427	302	151	15	797	9.7
Charles	21	520	73	184	.397	42	50	.840	24	82	53	25	5	188	9.0
O. Johnson	82	1704	292	619	.472	111	130	.854	260	120	180	80	36	695	8.5
Rollins	80	1795	253	520	.487	104	148	.703	552	79	326	57	218	610	7.6
Brown	75	1594	192	405	.474	165	200	.825	303	105	280	55	8	549	7.3
Robertson	63	929	168	381	.441	37	53	.698	70	103	133	74	5	373	5.9
Terry	27	166	25	68	.368	9	11	.818	15	7	14	6	0	59	2.2

### RESULTS

(#, overtime; #2, double OT; #3, three OT; #4, four OT)

(1) at Hartford, CT (2) at Charlotte, NC (3) at Louisville, KY (4) at Baton Rouge, LA

Date	Opponent	W/L	Atl.	Opp.	Record
10/22	CLEVELAND	W	107	101	1-0
10/25 (1)	at Boston	L	103	110	1-1
10/26 (#)	at New Jersey	W	113	110	2-1
10/28	LOS ANGELES	W	102	95	3-1
11/1	SEATTLE	W	102	99	4-1
11/2	at Detroit	W	102	89	5-1
11/4	at Kansas City	W	111	110	6-1
11/5	GOLDEN STATE	W	100	94	7-1
11/10	at Houston	W	132	101	8-1
11/11	PORTLAND	L	92	132	8-2
11/12	at San Antonio	L	99	116	8-3
11/15	PHILADELPHIA	L	93	114	8-4
11/16	at Boston	L	105	131	8-5
11/19	NEW JERSEY	W	129	114	9-5
11/23	DENVER	W	105	104	10-5
11/25	MILWAUKEE	L	115	117	10-6
11/29	BOSTON	W	108	101	11-6
11/30	at Buffalo	L	93	105	11-7
12/3	at Golden State	L	101	118	11-8
12/4	at Phoenix	W	96	89	12-8
12/5	at Seattle	L	88	99	12-9
12/7	at Denver	L	116	123	12-10
12/9	NEW YORK	L	84	103	12-11
12/10	at Cleveland	L	87	102	12-12
12/13	at New York	L	106	107	12-13
12/14	at Philadelphia	W	108	99	13-13
12/16	SAN ANTONIO	W	115	99	14-13
12/18 (#2)	PHOENIX	W	134	129	15-13
12/20	at Chicago	L	86	94	15-14
12/21	at Indiana	L	98	109	15-15
12/23	at Milwaukee	W	109	93	16-15
12/25	at Washington	L	93	100	16-16
12/26	WASHINGTON	L	106	113	16-17
12/28	INDIANA	W	99	92	17-17
12/30 (2)	DENVER	L	104	106	17-18
1/3	DETROIT	L	103	106	17-19
1/4	at Detroit	L	97	111	17-20
1/6	at New Orleans	L	94	96	17-21
1/7	HOUSTON	W	106	83	18-21
1/11 (2)	WASHINGTON	W	100	95	19-21
1/13	SAN ANTONIO	L	92	98	19-22

Date	Opponent	W/L	Atl.	Opp.	Record
1/14	at Kansas City	L	101	110	19-23
1/17	KANSAS CITY	W	111	90	20-23
1/18 (2)	NEW ORLEANS	L	106	108	20-24
1/19 (3)	at Chicago	L	95	105	20-25
1/21	INDIANA	W	111	100	21-25
1/22	at Cleveland	L	89	93	21-26
1/27	NEW YORK	W	105	96	22-26
1/29	BUFFALO	W	107	102	23-26
1/31 (#)	at Chicago	L	103	106	23-27
2/2	at Indiana	W	107	105	24-27
2/8	ALL-STAR BREAK				
2/8	at Denver	L	109	114	24-28
2/9					



## YEARLY RESULTS: 1978 - 79

46-36 OVERALL (34-7 at home, 12-29 on the road)



### SEASON STATS

	G	Min	FGM	FGA	Pct	FTM	FTA	Pct	Reb	Asst	PF	Stl	Bik	Pts	Avg
Drew	79	2410	650	1375	.473	495	677	.731	522	119	332	128	16	1795	22.7
Johnson	78	2413	501	982	.510	243	292	.832	170	360	241	121	11	1245	16.0
Roundfield	80	2539	462	916	.504	300	420	.714	865	131	358	87	176	1224	15.3
Hawes	81	2205	372	756	.492	108	132	.818	591	184	264	79	47	852	10.5
Hill	82	2527	296	682	.434	246	288	.854	164	480	292	102	16	838	10.2
Furlow	29	576	113	235	.481	60	70	.857	71	81	42	18	13	286	9.9
Rollins	81	1900	297	555	.535	89	141	.631	588	49	238	46	254	683	8.4
Givens	74	1347	234	564	.415	102	135	.756	214	83	121	72	17	570	7.7
Lee	49	997	144	313	.460	88	117	.752	59	169	88	56	1	376	7.7
McMillen	82	1392	232	498	.466	106	119	.891	332	69	211	15	32	570	7.0
Criss	54	879	109	289	.377	67	86	.779	60	138	70	41	3	285	5.3
Wilson	61	589	81	197	.411	24	44	.545	76	72	66	30	8	186	3.0
Herron	14	81	14	48	.292	12	13	.923	10	3	11	6	2	40	2.9

### RESULTS

Date	Opponent	W/L	Att.	Opp.	Record
10/13	at Indiana	L	104	117	0-1
10/14	DETROIT	W	122	114	1-1
10/18	BOSTON	L	99	116	1-2
10/21	DENVER	W	130	125	2-2
10/24	at New York	L	109	113	2-3
10/25	at Philadelphia	L	117	118	2-4
10/28	CHICAGO	W	116	92	3-4
10/31	at Washington	W	110	108	4-4
11/2	GOLDEN STATE	L	106	113	4-5
11/40	(#) NEW JERSEY	L	117	118	4-6
11/91	SAN DIEGO	W	125	101	5-6
11/10	at Boston	W	115	103	6-6
11/11	MILWAUKEE	W	105	92	7-6
11/16	at Kansas City	L	100	109	7-7
11/18	PHILADELPHIA	W	124	116	8-7
11/21	at San Diego	W	113	107	9-7
11/22	at Denver	W	113	111	10-7
11/24	at Detroit	L	117	119	10-8
11/25	LOS ANGELES	W	109	103	11-8
11/28	at Cleveland	L	98	112	11-9
11/30	(#) NEW YORK	W	102	96	12-9
12/2	NEW ORLEANS	W	128	94	13-9
12/6	at Phoenix	L	109	136	13-10
12/8	at Seattle	L	106	107	13-11
12/9	at Golden State	L	84	94	13-12
12/10	at Los Angeles	L	86	88	13-13
12/13	INDIANA	W	117	101	14-13
12/15	at New Jersey	W	121	112	15-13
12/17	at New York	L	105	111	15-14
12/19	at Chicago	L	95	101	15-15
12/20	NEW YORK	W	121	112	16-15
12/22	at Boston	L	105	124	16-16
12/23	CLEVELAND	W	109	91	17-16
12/26	at San Antonio	L	111	124	17-17
12/27	SAN ANTONIO	W	115	107	18-17
12/29	at Philadelphia	L	107	113	18-18
12/30	DENVER	W	113	87	19-18
1/3	LOS ANGELES	L	96	99	19-19
1/5	at Houston	W	109	106	20-19
1/6	WASHINGTON	L	102	106	20-20
1/7	at Indiana	L	97	112	20-21

(#, overtime; #2, double OT; #3, three OT; #4, four OT)

Date	Opponent	W/L	Att.	Opp.	Record
1/10	at Milwaukee	W	117	113	21-21
1/12	(#2) at Chicago	W	100	93	22-21
1/13	SAN DIEGO	W	124	119	23-21
1/14	HOUSTON	W	115	105	24-21
1/17	PORTLAND	W	111	110	25-21
1/20	NEW ORLEANS	W	118	94	26-21
1/21	at New Orleans	L	87	108	26-22
1/23	INDIANA	L	107	110	26-23
1/25	SEATTLE	L	98	100	26-24
1/27	SAN ANTONIO	W	120	113	27-24
1/30	at Washington	L	105	109	27-25
1/31	KANSAS CITY	W	130	118	28-25
	ALL-STAR BREAK				
2/6	BOSTON	W	104	101	29-25
2/7	at Kansas City	L	108	124	29-26
2/9	at Phoenix	W	105	102	30-26
2/11	at Portland	L	87	91	30-27
2/14	at Seattle	L	104	116	30-28
2/18	at San Diego	L	101	116	30-29
2/20	at Cleveland	W	119	109	31-29
2/21	PORTLAND	W	106	83	32-29
2/24	PHOENIX	W	110	85	33-29
2/27	HOUSTON	W	125	111	34-29
3/1	GOLDEN STATE	W	104	86	35-29
3/3	CHICAGO	W	119	101	36-29
3/6	PHILADELPHIA	W	94	91	37-29
3/7	(#) KANSAS CITY	W	122	120	38-29
3/11	(#) SEATTLE	W	113	111	39-29
3/13	at Portland	L	82	103	39-30
3/14	at Golden State	L	98	113	39-31
3/16	at Los Angeles	L	110	111	39-32
3/17	at Denver	L	111	118	39-33
3/20	CLEVELAND	W	115	109	40-33
3/21	DETROIT	W	111	104	41-33
3/23	at San Antonio	W	115	108	42-33
3/24	at Houston	L	116	120	42-34
3/30	at New Jersey	L	106	117	42-35
3/31	at New Orleans	L	107	109	42-36
4/1	NEW JERSEY	W	109	98	43-36
4/4	MILWAUKEE	W	118	109	44-36
4/6	at Detroit	W	112	96	45-36
4/7	WASHINGTON	W	103	102	46-36

#### ATLANTA

Most points: 130 (two times)  
Least points: 82 at Portland (3/13)

#### OPPONENT

Most points: 136 (Phoenix, 12/6)  
Least points: 83 (Portland, 2/21)

## YEARLY RESULTS: 1979 - 80

50-32 OVERALL (32-9 at home, 18-23 on the road)



### SEASON STATS

	G	Min	FGM	FGA	Pct	FTM	FTA	Pct	Reb	Asst	PF	Stl	Bik	Pts	Avg
Drew	80	2306	535	1182	.453	489	646	.757	471	101	313	91	23	1559	19.5
Johnson	79	2622	590	1212	.487	280	338	.828	200	370	216	120	24	1465	18.5
Roundfield	81	2588	502	1007	.499	330	465	.710	837	184	317	101	139	1334	16.5
Hawes	82	1885	304	605	.502	150	182	.824	496	144	205	74	29	761	9.3
Rollins	82	2123	287	514	.558	157	220	.714	774	76	322	54	244	731	8.9
McMillen	53	1071	191	382	.500	81	107	.757	220	62	126	36	14	463	8.7
Furlow	21	404	66	161	.410	44	51	.863	42	72	19	19	9	177	8.4
Criss	81	1794	249	578	.431	172	212	.811	116	246	133	74	4	671	8.3
Hill	79	2092	177	431	.411	124	146	.849	138	424	261	107	8	479	6.1
Givens	82	1254	182	473	.385	106	128	.828	242	59	132	51	19	470	5.7
McElroy	31	516	66	171	.386	37	53	.698	49	65	45	21	5	171	5.5
Brown	28	361	37	98	.378	34	44	.773	62	14	66	3	4	108	3.9
Pellom	44	373	44	108	.407	21	30	.700	92	18	70	12	12	109	2.5
Lee	30	364	29	91	.319	9	17	.529	33	67	65	15	4	67	2.2
Wilson	5	59	2	14	.143	4	6	.667	3	11	3	4	1	8	1.6

3-pt. field goals: Atlanta 13-75 (.173) - Drew 0-7 (.000), Johnson 5-13 (.385), Roundfield 0-4 (.000), Hawes 3-8 (.375), McElroy 2-7 (.286), McMillen 0-1 (.000), Furlow 1-9 (.111), Criss 1-17 (.059), Hill 1-4 (.250), Givens 0-2 (.000), Lee 0-3 (.000). Opponents 46-183 (.251).

### RESULTS

Date	Opponent	W/L	Att.	Opp.	Record
10/12	NEW YORK	W	121	104	1-0
10/13	at Indiana	L	101	115	1-1
10/16	SAN ANTONIO	L	116	118	1-2
10/17	at Washington	L	97	100	1-3
10/18	INDIANA	W	115	85	2-3
10/20	at Houston	L	102	107	2-4
10/23	at Cleveland	W	121	111	3-4
10/24	CLEVELAND	W	128	118	4-4
10/26	at New Jersey	W	94	90	5-4
10/27	BOSTON	L	95	100	5-5
10/31	PHILADELPHIA	W	102	97	6-5
11/2	at Philadelphia	W	85	81	7-5
11/3	NEW JERSEY	W	110	107	8-5
11/6	at New York	W	98	96	9-5
11/7	at Detroit	W	115	107	10-5
11/10	WASHINGTON	W	109	105	11-5
11/13	at New Jersey	L	82	101	11-6
11/14	UTAH	W	108	97	12-6
11/17	HOUSTON	L	100	102	12-7
11/20	DETROIT	W	109	105	13-7
11/21	at Milwaukee	L	93	96	13-8
11/23	at Chicago	L	98	103	13-9
11/24	BOSTON	L	101	106	13-10
11/27	at San Antonio	W	143	120	14-10
11/28	PORTLAND	W	106	99	15-10
11/30	at Houston	L	95	106	15-11
12/1	SAN DIEGO	W	106	96	16-11
12/2	at Cleveland	L	108	126	16-12
12/5	at Boston	W	120	92	17-12
12/8	at Washington	L	95	96	17-13
12/9	at New Jersey	W	122	85	18-13
12/12	NEW YORK	W	114	102	19-13
12/14	at Philadelphia	W	103	98	20-13
12/15	PHILADELPHIA	W	112	96	21-13
12/18	at New York	L	99	101	21-14
12/19	LOS ANGELES	W	119	112	22-14
12/20	at Detroit	W	122	103	23-14
12/22	at Indiana	L	110	130	23-15
12/27	HOUSTON	W	112	110	24-15
12/29	DETROIT	W	115	104	25-15
1/3	NEW JERSEY	L	119	126	25-16
1/5	KANSAS CITY	L	107	112	25-17

(#, overtime; #2, double OT; #3, three OT; #4, four OT)

Date	Opponent	W/L	Att.	Opp.	Record
1/9	CLEVELAND	W	111	107	26-17
1/11	at Boston	L	93	108	26-18
1/12	SAN ANTONIO	W	120	101	27-18
1/13	at San Antonio	W	107	104	28-18
1/16	at San Diego	L	108	111	28-19
1/17	at Phoenix	L	99	101	28-20
1/18	at Los Angeles	L	102	108	28-21
1/22	at Kansas City	L	89	101	28-22
1/23	SEATTLE	L	96	98	28-23
1/26	CHICAGO	W	109	104	29-23





## YEARLY RESULTS: 1980 - 81

31-51 OVERALL (20-21 at home, 11-30 on the road)



### SEASON STATS

	G	Min	FGM	FGA	Pct	FTM	FTA	Pct	Reb	Asst	PF	Stl	Bk	Pts	Avg
Drew	67	2075	500	1096	.456	454	577	.787	383	79	264	98	15	1454	21.7
Johnson	75	2693	573	1136	.504	279	356	.784	179	407	188	126	11	1431	19.1
Roundfield	63	2128	426	808	.527	256	355	.721	634	161	258	76	119	1108	17.6
D. Collins	47	1184	230	530	.434	137	162	.846	187	115	166	69	11	597	12.7
Matthews	34	1105	161	330	.488	103	123	.837	72	212	122	61	7	425	12.5
Hawes	74	2309	333	637	.523	222	278	.799	561	198	289	73	32	889	12.0
Criss	66	1708	220	485	.454	185	214	.864	100	283	87	61	3	626	9.5
McMillen	79	1564	253	519	.487	80	108	.741	295	72	165	23	25	587	7.4
Rollins	40	1044	116	210	.552	46	57	.807	286	35	151	29	117	278	7.0
Pellom	77	1472	186	380	.489	81	116	.698	356	48	228	50	92	453	5.9
Hill	24	624	39	116	.336	42	50	.840	51	118	60	26	3	120	5.0
Shelton	55	586	100	219	.457	35	58	.603	138	27	128	18	5	235	4.3
McElroy	54	680	78	202	.386	48	59	.814	48	84	62	20	9	205	3.8
Burleson	31	363	41	99	.414	20	41	.488	94	12	73	8	19	102	3.3
A. Collins	29	395	35	99	.354	24	36	.667	41	25	35	11	1	94	3.2

3-pt. field goals: Atlanta 10-82 (.122) - Drew 0-7 (.000), Johnson 6-20 (.300), Roundfield 0-1 (.000), Matthews 0-6 (.000), Hawes 1-4 (.250), Criss 1-21 (.048), McMillen 1-6 (.167), Rollins 0-1 (.000), Pellom 0-1 (.000), Shelton 0-1 (.000), McElroy 1-8 (.125), A. Collins 0-2 (.000), D. Collins 0-3 (.000), Hill 0-1 (.000), Opponents 32-152 (.211).

### RESULTS

Date	Opponent	W/L	At.	Opp.	Record
10/11	CHICAGO	W	101	93	1-0
10/14	BOSTON	W	122	116	2-0
10/17	NEW YORK	W	113	101	3-0
10/18 (#)	at Detroit	W	125	123	4-0
10/21	INDIANA	L	116	121	4-1
10/24	at Indiana	L	97	104	4-2
10/25	PHILADELPHIA	L	100	113	4-3
10/28	KANSAS CITY	W	119	109	5-3
10/30 (#)	at New York	L	115	116	5-4
10/31	at Philadelphia	L	96	107	5-5
11/1	MILWAUKEE	L	93	97	5-6
11/4	at Washington	L	98	122	5-7
11/5	at Boston	L	87	104	5-8
11/7	at Chicago	L	100	103	5-9
11/8	at New Jersey	L	111	115	5-10
11/11	LOS ANGELES	L	97	126	5-11
11/13	at Cleveland	L	111	114	5-12
11/15	WASHINGTON	L	88	100	5-13
11/18	SAN ANTONIO	W	97	93	6-13
11/22	UTAH	W	99	93	7-13
11/25	PORTLAND	W	112	108	8-13
11/26	at Indiana	L	89	110	8-14
11/28 (#)	at Milwaukee	L	108	113	8-15
11/29	DETROIT	L	95	98	8-16
12/2 (#)	PHILADELPHIA	W	112	108	9-16
12/3	at Boston	L	101	106	9-17
12/5	at Philadelphia	L	100	104	9-18
12/6	DALLAS	W	110	104	10-18
12/9	SAN DIEGO	W	114	87	11-18
12/10	at Detroit	W	100	92	12-18
12/13	MILWAUKEE	W	122	119	13-18
12/16	NEW JERSEY	W	131	114	14-18
12/18	at Utah	W	109	97	15-18
12/19	at Seattle	L	92	95	15-19
12/20 (#)	at Portland	L	119	122	15-20
12/23	WASHINGTON	W	100	83	16-20
12/26	at New Jersey	W	108	95	17-20
12/27	BOSTON	L	107	112	17-21
12/30	DENVER	W	96	89	18-21
1/2	INDIANA	L	106	109	18-22
1/3	at New York	L	95	131	18-23

#### ATLANTA

Most points: 132 at Denver (1/13)  
Least points: 81 at Houston (2/7)

#### OPPONENT

Most points: 135 (Denver, 1/13)  
Least points: 83 (Washington, 12/23)

## YEARLY RESULTS: 1981 - 82

42-40 OVERALL (24-17 at home, 18-23 on the road)



### SEASON STATS

	G	Min	FGM	FGA	Pct	FTM	FTA	Pct	Reb	Asst	PF	Stl	Bk	Pts	Avg
Roundfield	61	2217	424	910	.466	285	375	.760	721	162	210	64	93	1134	18.6
Drew	70	2040	465	957	.486	364	491	.741	375	96	250	64	3	1298	18.5
Johnson	68	2314	455	1011	.450	294	385	.764	191	358	188	102	16	1211	17.8
Sparrow	82	2610	366	730	.501	124	148	.838	224	424	240	87	13	857	10.5
McMillen	73	1792	291	572	.509	140	170	.824	336	129	202	25	24	723	9.9
Hawes	49	1317	178	370	.481	96	126	.762	320	142	156	36	34	456	9.3
Criss	27	552	84	210	.400	65	73	.890	38	75	40	23	2	235	8.7
Glenn	49	833	158	291	.543	59	67	.881	61	87	80	26	3	376	7.7
Macklin	79	1516	210	484	.434	134	173	.775	263	47	225	40	20	554	7.0
Matthews	47	837	131	298	.440	60	79	.759	58	139	129	53	2	324	6.9
McElroy	20	349	52	125	.416	29	36	.806	17	39	44	8	3	134	6.7
Rollins	79	2018	202	346	.584	79	129	.612	611	59	285	35	224	483	6.1
Williams	23	189	42	110	.382	22	26	.846	12	19	18	6	0	110	4.8
Wood	19	238	36	105	.343	20	28	.714	44	11	34	9	1	92	4.8
Pellom	69	1037	114	251	.454	61	79	.772	229	28	164	29	47	289	4.2
Shelton	4	21	2	6	.333	1	2	.500	3	0	3	1	0	5	1.3

3-pt. field goals: Atlanta 28-128 (.219) - Roundfield 1-5 (.200), Drew 4-12 (.333), Johnson 7-30 (.233), Williams 4-20 (.200), Sparrow 1-15 (.067), McMillen 1-3 (.333), Hawes 4-10 (.400), Criss 2-8 (.250), Glenn 1-2 (.500), Macklin 0-3 (.000), Matthews 2-8 (.250), McElroy 1-5 (.200), Wood 0-6 (.000), Pellom 0-1 (.000), Opponents 46-186 (.247).

### RESULTS

Date	Opponent	W/L	At.	Opp.	Record
10/31	PHILADELPHIA	L	106	108	0-1
11/3	at Chicago	L	96	104	0-2
11/4	at New Jersey	W	95	86	1-2
11/6	at Philadelphia	W	106	99	2-2
11/10	MILWAUKEE	W	94	83	3-2
11/12	WASHINGTON	L	87	95	3-3
11/14	DETROIT	L	104	117	3-4
11/18	PHOENIX	W	102	97	4-4
11/19	at New York	W	89	84	5-4
11/21	INDIANA	W	107	100	6-4
11/24 (#)	CLEVELAND	W	94	92	7-4
11/27 (#)	at Detroit	W	114	112	8-4
11/28	BOSTON	L	90	98	8-5
12/1	PHILADELPHIA	L	98	107	8-6
12/4	at Milwaukee	L	80	97	8-7
12/5	SEATTLE	L	85	92	8-8
12/8	NEW JERSEY	L	88	98	8-9
12/9 (#)	at Cleveland	L	108	112	8-10
12/11	at Boston	L	86	94	8-11
12/12	BOSTON	W	108	97	9-11
12/15	NEW YORK	W	111	98	10-11
12/17	at Denver	L	103	138	10-12
12/19	at Golden State	L	109	126	10-13
12/20	at Los Angeles	L	94	112	10-14
12/22	at Indiana	L	88	92	10-15
12/26	at San Antonio	W	105	97	11-15
12/29	at Houston	W	102	93	12-15
12/30	SAN DIEGO	L	91	94	12-16
1/2	NEW JERSEY	W	97	95	13-16
1/5	CLEVELAND	W	113	103	14-16
1/8	at Milwaukee	W	90	88	15-16
1/9	NEW YORK	W	102	89	16-16
1/13	at Boston	L	95	116	16-17
1/15	at Philadelphia	W	96	90	17-17
1/17	at Washington	L	78	96	17-18
1/19	PORTLAND	W	112	101	18-18
1/21	at New York	L	101	104	18-19
1/22	SAN ANTONIO	L	107	115	18-20
1/23	at Cleveland	W	109	99	19-20
1/26	DALLAS	L	88	90	19-21
1/27	at Detroit	L	107	108	19-22

#### ATLANTA

Most points: 127 at Seattle (2/19)  
Least points: 73 at Chicago (2/10)

(#, overtime; #2, double OT; #3, three OT; #4, four OT)

Date	Opponent	W/L	At.	Opp.	Record
2/2	DETROIT	L	105	106	19-23
2/3	at New Jersey	L	103	112	19-24
2/6	CLEVELAND	L	87	88	19-25
2/9	LOS ANGELES	L	117	130	19-26
2/10	at Chicago	L	73	91	19-27
2/12	at Phoenix	L	90	94	19-28
2/16	at San Diego	W	102	91	20-28
2/17	at Utah	W	117	109	21-28
2/19	(#4) at Seattle	W	127	122	22-28
2/21	at Portland	W	109	97	23-28
2/23	KANSAS CITY	W	103	94	24-28
2/26	(#) CHICAGO	L	110	116	24-29
2/28	GOLDEN STATE	L	77	105	24-30
3/3	MILWAUKEE	L	87	96	24-31
3/5	at Philadelphia	L	80	89	24-32
3/6	NEW JERSEY	W	112	92	25-32
3/8	MILWAUKEE	W	98	95	26-32
3/9	DENVER	W	120	106	27-32
3/11	UTAH	W	107	91	28-32
3/13	INDIANA	W	110	90	29-32
3/14	at Washington	L	85	92	29-33
3/17	at Boston	L	109	113	29-34
3/18	HOUSTON	W	95	94	30-34
3/20	at New York	W	104	98	31-34
3/21	DETROIT	W	119	111	32-34
3/23	WASHINGTON	W	107	87	33-34
3/24	at Kansas City	L	106	110	33-35
3/26	at Indiana	W	100	87	34-35
3/27	at Dallas	W	96	85	35-35
3/30	at Chicago	W	107	92	36-35
4/1	at Milwaukee	L	113	117	36-36
4/2	BOSTON	L	107	110	36-37
4/3	WASHINGTON	W	106	101	37-37
4/6	NEW YORK	W	106	104	38-37
4/7	at Detroit	L	115	120	38-38
4/9	PHILADELPHIA	W	103	88	39-38
4/11	CHICAGO	W	108	89	40-38
4/13	at Cleveland	W	119	111	41-38
4/15	at Indiana	L	102	108	41-39
4/16	INDIANA	W	109	91	42-39
4/18	at Washington	L	96	99	42-40

#### OPPONENT

Most points: 138 (Denver, 12/17)  
Least points: 83 (Milwaukee, 11/10)



## YEARLY RESULTS: 1982 - 83

43-39 OVERALL (26-15 at home, 17-24 on the road)



### SEASON STATS

	G	Min	FGM	FGA	Pct	FTM	FTA	Pct	Reb	Asst	PF	Stl	Bk	Pts	Avg
Roundfield	77	2811	561	1193	.470	337	450	.749	880	225	239	60	115	1464	19.0
Wilkins	82	2697	601	1220	.493	230	337	.682	478	129	210	84	63	1434	17.5
E. Johnson	61	1813	389	858	.453	186	237	.785	124	318	138	61	6	978	16.0
Davis	53	1465	258	567	.455	164	206	.796	128	315	100	43	7	685	12.9
Sparrow	49	1548	264	512	.516	84	113	.743	141	238	162	70	1	615	12.6
McMillen	61	1364	198	424	.467	108	133	.812	217	76	143	17	24	504	8.3
Rollins	80	2472	261	512	.510	98	135	.726	743	75	294	49	343	620	7.8
Glenn	73	1124	230	444	.518	74	89	.831	90	125	132	30	9	534	7.3
Matthews	64	1187	171	424	.403	86	112	.768	91	249	129	60	8	442	6.9
Macklin	73	1171	170	360	.472	101	131	.771	190	71	189	41	10	441	6.0
Hawes	46	860	91	244	.373	46	62	.742	228	59	110	29	8	230	5.0
Brown	26	305	49	104	.471	25	40	.625	88	9	46	5	5	123	4.7
Smith	15	142	29	66	.439	13	14	.929	8	14	17	2	0	71	4.7
Edmonson	32	309	48	139	.345	16	27	.593	39	22	41	11	6	112	3.5
Pellom	2	9	2	6	.333	0	0	.000	0	1	0	0	0	4	2.0
G. Johnson	37	461	25	57	.439	14	19	.737	117	17	69	10	59	64	1.7
Hastings	10	42	5	16	.313	4	6	.667	10	2	3	1	1	14	1.4

3-pt. field goals: Atlanta 45-188 (.239) - Roundfield 5-27 (.185), Wilkins 2-11 (.182), E. Johnson 14-41 (.341), Davis 5-18 (.278), Sparrow 3-15 (.200), Smith 0-2 (.000), McMillen 0-1 (.000), Rollins 0-1 (.000), Glenn 0-1 (.000), Matthews 14-48 (.292), Macklin 0-4 (.000), Brown 0-1 (.000), Hawes 2-14 (.143), Edmonson 0-2 (.000), Hastings 0-2 (.000). Opponents 39-166 (.235).

### RESULTS

Date	Opponent	W/L	Att.	Opp.	Record
10/29	at Detroit	L	86	94	0-1
10/30	BOSTON	L	97	112	0-2
11/2	WASHINGTON	W	105	88	1-2
11/4	MILWAUKEE	L	100	104	1-3
11/6	DETROIT	W	95	93	2-3
11/9	at Denver	W	106	105	3-3
11/12	at Utah	W	106	98	4-3
11/13	at Golden State	L	101	114	4-4
11/16	at Portland	L	87	106	4-5
11/17	at Seattle	L	97	119	4-6
11/20	at Phoenix	L	80	91	4-7
11/23	CHICAGO	W	132	102	5-7
11/27	INDIANA	W	117	98	6-7
11/30	PHILADELPHIA	W	111	97	7-7
12/1	at Boston	L	97	122	7-8
12/3	NEW JERSEY	L	99	107	7-9
12/4	at New York	W	80	79	8-9
12/7	at Cleveland	W	102	90	9-9
12/8	at Philadelphia	L	85	132	9-10
12/10	MILWAUKEE	L	83	104	9-11
12/11	at Chicago	W	117	107	10-11
12/15	at Indiana	W	107	101	11-11
12/16	CLEVELAND	W	106	97	12-11
12/18	(#) BOSTON	L	103	107	12-12
12/21	(#2) at Chicago	L	116	124	12-13
12/23	at Milwaukee	L	90	101	12-14
12/25	at Washington	W	97	91	13-14
12/28	SAN DIEGO	W	123	113	14-14
12/29	at New Jersey	L	99	104	14-15
1/2	KANSAS CITY	L	104	108	14-16
1/4	SAN ANTONIO	L	95	104	14-17
1/6	at New York	W	99	89	15-17
1/7	DALLAS	W	110	102	16-17
1/8	CHICAGO	W	109	89	17-17
1/11	PHILADELPHIA	L	99	109	17-18
1/14	NEW YORK	W	88	80	18-18
1/15	LOS ANGELES	L	101	120	18-19
1/17	at New Jersey	W	102	96	19-19
1/19	SEATTLE	W	116	111	20-19
1/22	at Detroit	L	109	111	20-20
1/24	DETROIT	L	108	112	20-21

**ATLANTA**  
Most points: 132 vs. Chicago (11/23)  
Least points: 78 at Washington (4/9)

(#, overtime; #2, double OT; #3, three OT; #4, four OT)

Date	Opponent	W/L	Att.	Opp.	Record
1/25	PHOENIX	W	96	94	21-21
1/27	at San Diego	L	100	110	21-22
1/28	at Los Angeles	L	85	109	21-23
2/1	CLEVELAND	W	93	84	22-23
2/3	DENVER	L	112	126	22-24
2/4	at Cleveland	W	92	81	23-24
2/6	at Boston	W	116	111	24-24
2/8	NEW JERSEY	L	109	115	24-25
2/9	at Philadelphia	L	93	106	24-26
2/15	ALL-STAR BREAK				
2/15	at Houston	W	101	91	25-26
2/19	at Dallas	L	100	122	25-27
2/20	at San Antonio	L	100	103	25-28
2/22	GOLDEN STATE	L	97	109	25-29
2/24	DETROIT	W	116	107	26-29
2/26	NEW JERSEY	W	95	88	27-29
2/27	at Indiana	W	125	107	28-29
3/1	INDIANA	W	109	106	29-29
3/3	WASHINGTON	W	91	89	30-29
3/4	HOUSTON	W	115	87	31-29
3/6	at Washington	L	91	102	31-30
3/8	PORTLAND	W	110	93	32-30
3/9	at Milwaukee	L	100	109	32-31
3/12	at Detroit	W	120	119	33-31
3/15	at New York	L	97	119	33-32
3/16	(#) WASHINGTON	W	94	81	34-32
3/18	at Cleveland	W	97	73	35-32
3/19	UTAH	W	99	94	36-32
3/22	at Indiana	W	111	102	37-32
3/23	at Boston	L	102	114	37-33
3/25	NEW YORK	L	87	104	37-34
3/26	at New Jersey	L	81	102	37-35
3/29	CLEVELAND	W	95	82	38-35
3/30	at Philadelphia	L	113	120	38-36
4/1	at Chicago	W	108	107	39-36
4/2	INDIANA	W	109	99	40-36
4/5	BOSTON	L	95	117	40-37
4/8	CHICAGO	W	138	101	41-37
4/9	at Washington	L	78	100	41-38
4/12	PHILADELPHIA	W	102	97	42-38
4/13	at Kansas City	L	103	114	42-39
4/16	MILWAUKEE	W	96	79	43-39

**OPPONENT**  
Most points: 132 (Philadelphia, 12/8)  
Least points: 73 (Cleveland, 3/18)

## YEARLY RESULTS: 1983 - 84

40-42 OVERALL (31-10 at home, 9-32 on the road)



### SEASON STATS

	G	Min	FGM	FGA	Pct	FTM	FTA	Pct	Reb	Asst	PF	Stl	Bk	Pts	Avg
Wilkins	81	2961	684	1429	.479	382	496	.770	582	126	197	117	87	1750	21.6
Roundfield	73	2610	503	1038	.485	374	486	.770	721	184	221	61	74	1380	18.9
Johnson	67	1893	353	798	.442	164	213	.770	146	374	155	58	7	886	13.2
Davis	75	2079	354	800	.443	217	256	.848	139	326	146	62	6	925	12.3
Rivers	81	1938	250	541	.462	255	325	.785	220	314	286	127	30	757	9.3
Rollins	77	2351	274	529	.518	118	190	.621	593	62	297	35	277	666	8.6
Glenn	81	1503	312	554	.563	56	70	.800	104	171	146	46	5	681	8.4
Matthews	6	96	16	30	.533	18	22	.818	4	21	13	5	1	50	8.3
Williams	13	258	34	114	.298	36	46	.783	50	16	33	14	1	105	8.1
Wittman	78	1071	160	318	.503	28	46	.609	71	71	82	17	0	350	4.5
Hastings	68	1135	111	237	.468	82	104	.788	270	46	220	40	36	305	4.5
Brown	68	785	94	201	.468	48	65	.738	181	29	161	18	23	236	3.5
Hill	15	181	14	46	.304	17	21	.810	10	35	30	7	0	45	3.0
Pinone	7	65	7	13	.538	6	10	.600	10	3	11	2	1	20	2.9
Criss	9	108	9	22	.409	5	5	1.000	11	21	4	3	0	23	2.6
Paultz	40	486	36	88	.409	17	33	.515	113	18	57	8	7	89	2.2
Landsberger	35	335	17	51	.373	15	26	.577	119	10	32	6	3	53	1.5

3-pt. field goals: Atlanta 23-106 (.217) - Wilkins 0-11 (.000), Roundfield 0-11 (.000), Johnson 16-43 (.372), Davis 0-8 (.000), Rivers 2-12 (.167), Glenn 1-2 (.500), Matthews 0-1 (.000), Williams 1-9 (.111), Wittman 2-5 (.400), Hastings 1-4 (.250). Opponents 39-185 (.211).

### RESULTS

Date	Opponent	W/L	Att.	Opp.	Record
10/28	at New Jersey	L	108	126	0-1
10/29	DETROIT	W	117	115	1-1
11/1	WASHINGTON	W	95	92	2-1
11/4	CHICAGO	W	103	90	3-1
11/6	at Milwaukee	L	84	97	3-2
11/8	at Golden State	L	90	97	3-3
11/11	at Seattle	L	93	104	3-4
11/13	at Portland	L	105	135	3-5
11/15	SAN DIEGO	W	107	102	4-5
11/17	PHILADELPHIA	W	99	94	5-5
11/19	SEATTLE	W	104	92	6-5
11/22	INDIANA	W	104	93	7-5
11/25	at Boston	L	102	109	7-6
11/26	HOUSTON	W	115	109	8-6
11/29	DENVER	L	96	105	8-7
11/30	at Philadelphia	L	110	122	8-8
12/2	at Detroit	L	92	128	8-9
12/3	CLEVELAND	W	102	91	9-9
12/6	PHOENIX	W	95	88	10-9
12/7	at Cleveland	L	92	106	10-10
12/9	at Indiana	L	104	110	10-11
12/10	BOSTON	L	87	104	10-12
12/13	at Washington	W	94	89	11-12
12/14	WASHINGTON	L	96	99	11-13
12/17	SAN ANTONIO	W	113	108	12-13
12/20	NEW JERSEY	W	98	87	13-13
12/21	at Boston	L	96	107	13-14
12/23	(#) NEW YORK	W	114	113	14-14
12/27	DALLAS	W	112	109	15-14
12/29	at Cleveland	L	77	88	15-15
12/30	CLEVELAND	W	109	98	16-15
1/2	at Indiana	L	86	96	16-16
1/4	NEW JERSEY	L	88	91	16-17
1/6	MILWAUKEE	W	91	87	17-17
1/7	at New Jersey	L	104	108	17-18
1/10	GOLDEN STATE	W	103	101	18-18
1/12	at Washington	W	106	91	19-18
1/13	INDIANA	W	117	108	20-18
1/17	UTAH	W	112	106	21-18
1/18	at Milwaukee	L	90	99	21-19
1/20	at Detroit	L	94		



## YEARLY RESULTS: 1984 - 85

34-48 OVERALL (19-22 at home, 15-26 on the road)



### SEASON STATS

	G	Min	FGM	FGA	Pct	FTM	FTA	Pct	Reb	Asst	PF	Stl	Bk	Pts	Avg
Wilkins	81	3023	853	1891	.451	486	603	.806	557	200	170	135	54	2217	27.4
Johnson	73	2367	453	946	.479	265	332	.798	192	566	184	43	7	1193	16.3
Rivers	69	2126	334	701	.476	291	378	.770	214	410	250	163	53	974	14.1
Williams	34	867	167	380	.439	79	123	.642	168	94	83	28	8	417	12.3
Wittman	41	1168	187	352	.531	30	41	.732	73	125	58	28	7	406	9.9
Levingston	74	2017	291	552	.527	145	222	.653	566	104	231	70	69	727	9.8
Willis	82	1785	322	690	.467	119	181	.657	522	36	226	31	49	765	9.3
Glenn	60	1126	228	388	.588	62	76	.816	81	122	74	27	0	518	8.6
Carr	62	1195	198	375	.528	101	128	.789	232	80	219	29	78	499	8.0
Rollins	70	1750	186	339	.549	67	93	.720	442	52	213	35	167	439	6.3
Criss	4	115	7	17	.412	4	6	.667	14	22	5	3	0	18	4.5
Russell	21	377	34	63	.540	14	17	.824	40	66	37	17	4	83	4.0
Hastings	64	825	89	188	.473	63	81	.778	159	46	135	24	23	241	3.8
Eaves	3	37	3	6	.500	5	6	.833	0	4	6	0	0	11	3.7
Brown	69	814	78	192	.406	39	68	.574	223	25	117	19	22	195	2.8
Granger	9	92	6	17	.353	4	8	.500	6	12	13	2	0	16	1.8
Lowe	15	159	8	20	.400	8	8	1.000	15	42	23	11	0	24	1.6
Rautins	4	12	0	2	.000	0	0	.000	2	3	3	0	0	0	0.0

3-pt. field goals: Atlanta 73-235 (.311) - Wilkins 25-81 (.309), Johnson 22-72 (.306), Rivers 15-36 (.417), Williams 4-15 (.267), Wittman 2-7 (.286), Levingston 0-2 (.000), Willis 2-9 (.222), Glenn 0-2 (.000), Carr 2-6 (.333), Criss 0-2 (.000), Russell 1-1 (1.000), Granger 0-1 (.000), Lowe 0-1 (.000). Opponents 46-212 (.217).

### RESULTS

#, overtime; #2, double OT; #3, three OT; #4, four OT					(1) at New Orleans, LA						
Date	Opponent	W/L	Atl.	Opp.	Record	Date	Opponent	W/L	Atl.	Opp.	Record
10/26	at New Jersey	W	119	104	1-0	1/22	(1) DETROIT	L	113	130	17-25
10/27	PHILADELPHIA	L	108	111	1-1	1/23	PHOENIX	W	101	100	18-25
10/30	at Washington	L	104	119	1-2	1/26	at Chicago	L	104	117	18-26
11/1	DETROIT	L	114	118	1-3	1/29	(1) INDIANA	W	115	106	19-26
11/3	WASHINGTON	W	127	107	2-3	2/1	CLEVELAND	W	126	108	20-26
11/7	at Milwaukee	L	99	103	2-4	2/2	(#) at Detroit	L	102	110	20-27
11/8	(#) at Dallas	L	105	112	2-5	2/4	at Philadelphia	L	92	106	20-28
11/10	at Phoenix	W	114	107	3-5	2/5	(1) DALLAS	L	103	112	20-29
11/13	MILWAUKEE	L	99	110	3-6	2/7	(#) at Milwaukee	W	94	91	21-29
11/15	CLEVELAND	L	99	102	3-7	ALL-STAR BREAK					
11/17	INDIANA	W	118	108	4-7	2/12	at Denver	L	107	131	21-30
11/21	(1) UTAH	W	122	90	5-7	2/13	at Utah	W	94	88	22-30
11/24	NEW JERSEY	W	101	99	6-7	2/15	at LA Lakers	L	111	120	22-31
11/25	at Cleveland	L	111	118	6-8	2/17	at LA Clippers	W	91	90	23-31
11/27	at New York	L	96	97	6-9	2/19	GOLDEN STATE	W	107	104	24-31
11/28	(1) MILWAUKEE	W	95	83	7-9	2/22	NEW YORK	L	105	113	24-32
11/30	HOUSTON	L	102	116	7-10	2/26	DENVER	L	94	106	24-33
12/4	at San Antonio	L	106	114	7-11	2/27	at New Jersey	L	91	114	24-34
12/5	at Kansas City	L	100	121	7-12	3/1	at Boston	W	114	105	25-34
12/7	LA CLIPPERS	W	101	89	8-12	3/2	SAN ANTONIO	L	92	105	25-35
12/9	at Boston	L	127	128	8-13	3/5	(1) PORTLAND	L	91	100	25-36
12/10	at Indiana	W	104	98	9-13	3/6	at Philadelphia	L	86	96	25-37
12/12	(1) CLEVELAND	W	116	99	10-13	3/9	DETROIT	L	113	115	25-38
12/13	at Houston	L	93	96	10-14	3/11	MILWAUKEE	L	115	121	25-39
12/15	BOSTON	L	94	101	10-15	3/12	(1) BOSTON	L	115	126	25-40
12/18	LA LAKERS	L	116	117	10-16	3/14	at Golden State	W	120	112	26-40
12/20	(#2) CHICAGO (NO)	L	129	132	10-17	3/16	at Seattle	L	99	122	26-41
12/22	WASHINGTON	W	119	101	11-17	3/17	at Portland	L	101	114	26-42
12/25	at Cleveland	L	106	109	11-18	3/19	(1) WASHINGTON	W	103	97	27-42
12/26	(1) NEW YORK	W	117	105	12-18	3/22	KANSAS CITY	L	102	121	27-43
12/28	at Washington	L	111	125	12-19	3/23	(#) at Cleveland	W	91	86	28-43
12/29	at Chicago	W	104	101	13-19	3/26	(1)(#) NEW JERSEY	L	108	109	28-44
1/2	CHICAGO	W	121	107	14-19	3/27	at Indiana	W	125	99	29-44
1/4	at Detroit	L	111	134	14-20	3/30	at Milwaukee	L	95	106	29-45
1/5	NEW JERSEY	W	124	114	15-20	4/1	at Detroit	W	114	100	30-45
1/11	at New Jersey	L	103	122	15-21	4/2	PHILADELPHIA	L	91	102	30-46
1/12	BOSTON	L	111	119	15-22	4/4	at New York	W	100	79	31-46
1/15	at Indiana	W	120	113	16-22	4/6	CHICAGO	L	114	117	31-47
1/16	at Philadelphia	L	99	122	16-23	4/9	at Washington	L	110	130	31-48
1/18	SEATTLE	W	104	90	17-23	4/10	NEW YORK	W	98	94	32-48
1/19	at New York	L	86	88	17-24	4/12	at Chicago	W	119	108	33-48
						4/13	INDIANA	W	122	117	34-48

**ATLANTA**  
Most points: 129 vs. Chicago (12/20)  
Least points: 86 (two times)

**OPPONENT**  
Most points: 134 (Detroit, 1/4)  
Least points: 79 (New York, 4/4)

## YEARLY RESULTS: 1985 - 86

50-32 OVERALL (34-7 at home, 16-25 on the road)



### SEASON STATS

	G	Min	FGM	FGA	Pct	FTM	FTA	Pct	Reb	Asst	PF	Stl	Bk	Pts	Avg
Wilkins	78	3049	888	1897	.468	577	705	.818	618	206	170	138	49	2366	30.3
Wittman	81	2760	467	881	.530	104	135	.770	170	306	118	81	14	1043	12.9
Willis	82	2300	419	811	.517	172	263	.654	704	45	294	66	44	1010	12.3
Rivers	53	1571	220	464	.474	172	283	.608	162	443	185	120	13	612	11.5
Johnson	39	862	155	328	.473	79	110	.718	75	219	72	10	1	394	10.1
Levingston	81	1945	294	551	.534	164	242	.678	534	72	260	76	39	752	9.3
Williams	19	367	57	143	.399	41	48	.854	45	67	48	28	1	159	8.4
Koncak	82	1695	263	519	.507	156	257	.607	467	55	296	37	69	682	8.3
Webb	79	1229	199	412	.483	216	275	.785	123	337	164	82	5	616	7.8
Carr	17	258	49	93	.527	18	27	.667	52	14	51	7	15	116	6.8
Rollins	74	1781	173	347	.499	69	90	.767	458	41	239	38	167	415	5.6
Davis	27	402	46	107	.430	51	59	.864	19	112	32	13	0	144	5.3
Battle	64	639	101	222	.455	75	103	.728	62	74	80	23	3	277	4.3
Charles	36	273	49	88	.557	24	36	.667	39	8	37	2	6	122	3.4
Hastings	62	650	65	159	.409	60	70	.857	124	26	118	14	8	193	3.1
Toney	3	24	2	7	.286	1	1	1.000	2	0	6	1	0	5	1.7

3-pt. field goals: Atlanta 33-166 (.199) - Wilkins 13-70 (.186), Wittman 5-16 (.313), Willis 0-6 (.000), Rivers 0-16 (.000), Johnson 5-20 (.250), Levingston 0-1 (.000), Williams 4-11 (.264), Koncak 0-1 (.000), Webb 2-11 (.182), Davis 1-2 (.500), Rollins 0-1 (.000), Battle 0-7 (.000), Hastings 3-4 (.750). Opponents 87-283 (.307).

### RESULTS

#, overtime; #2, double OT; #3, three OT; #4, four OT					#, overtime; #2, double OT; #3, three OT; #4, four OT						
Date	Opponent	W/L	Atl.	Opp.	Record	Date	Opponent	W/L	Atl.	Opp.	Record
10/25	WASHINGTON	L	91	100	0-1	1/25	at Washington	L	103	111	24-18
10/26	at Milwaukee	L	91	117	0-2	1/28	INDIANA	W	123	92	25-18
10/29	NEW YORK	W	102	87	1-2	1/29	at Detroit	L	94	107	25-19
						1/31	DETROIT	W	116	103	26-19
11/1	at Boston	L	105	109	1-3	2/1	at New Jersey	L	100	108	26-20
11/2	(#) PHILADELPHIA	W	114	113	2-3	2/4	at Cleveland	W	105	104	27-20
11/5	at Denver	L	113	128	2-4	2/6	at Indiana	W	100	85	28-20
11/6	at Phoenix	W	114	106	3-4	ALL-STAR BREAK					
11/8	at Golden State	L	119	130	3-5	2/11	at Houston	L	100	113	28-21
11/9	at LA Clippers	W	97	94	4-5	2/13	at Sacramento	W	123	114	29-21
11/13	PHOENIX	W	108	101	5-5	2/14	at LA Lakers	L	117	141	29-22
11/15	DETROIT	W	122	118	6-5	2/16	at Portland	W	110	101	30-22
11/16	at New York	L	96	103	6-6	2/17	at Seattle	L	87	100	30-23
11/20	CHICAGO	W	116	101	7-6	2/19	(#) at Utah	L	105	109	30-24
11/23	UTAH	L	106	116	7-7	2/21	INDIANA	W	106	98	31-24
11/24	at Cleveland	L	90	98	7-8	2/22	NEW JERSEY	W	112	83	32-24
11/26	NEW YORK	W	104	94	8-8	2/24	LA LAKERS	W	102	93	33-24
11/27	at Milwaukee	L	96	114	8-9	2/26	CLEVELAND	W	102	93	34-24
11/29	at New Jersey	L	97	107	8-10	2/28	at Detroit	L	103	115	34-25
11/30	BOSTON	L	97	102	8-11	3/1	SAN ANTONIO	W	116	108	35-25
12/4	PORTLAND	W	109	98	9-11	3/4	PHILADELPHIA	W	128	121	36-25
12/6	MILWAUKEE	W	94	93	10-11	3/5	(#) at Philadelphia	W	122	114	37-25
12/10	at Boston	L	110	114	10-12	3/7	at Chicago	W	112	10	



## YEARLY RESULTS: 1986 - 87

57-25 OVERALL (35-6 at home, 22-19 on the road)



### SEASON STATS

	G	Min	FGM	FGA	Pct	FTM	FTA	Pct	Reb	Asst	PF	Stl	Bik	Pts	Avg
Wilkins	79	2969	828	1787	.463	607	742	.818	494	261	149	117	51	2294	29.0
Willis	81	2626	538	1003	.536	227	320	.709	849	62	313	65	61	1304	16.1
Rivers	82	2590	342	758	.451	365	441	.828	299	823	287	171	30	1053	12.8
Wittman	71	2049	398	792	.503	100	127	.787	124	211	107	39	16	900	12.7
McGee	76	1420	311	677	.459	80	137	.584	159	149	156	61	2	788	10.4
Levingston	82	1848	251	496	.506	155	212	.731	533	40	261	48	68	657	8.0
Webb	33	532	71	162	.438	80	105	.762	60	167	65	34	2	223	6.8
Battle	64	804	144	315	.457	93	126	.738	60	124	76	29	5	381	6.0
Koncak	82	1684	169	352	.480	125	191	.654	493	31	262	52	76	463	5.6
Rollins	75	1764	171	313	.546	63	87	.724	488	22	240	43	140	405	5.4
Carr	65	695	134	265	.506	73	103	.709	156	34	146	14	48	342	5.3
Williams	33	481	53	146	.363	27	40	.675	40	139	53	17	5	138	4.2
Hastings	40	256	23	68	.338	23	29	.793	70	13	35	10	7	71	1.8
Henderson	6	10	2	5	.400	1	1	1.000	3	0	1	0	0	5	0.8
Wilson	2	2	0	2	.000	0	0	.000	0	1	1	0	0	0	0.0

3-pt. field goals: Atlanta 135-425 (.318) - Wilkins 31-106 (.292), Willis 1-4 (.250), Rivers 4-21 (.190), Wittman 4-12 (.333), McGee 86-229 (.376), Levingston 0-3 (.000), Webb 1-6 (.167), Battle 0-10 (.000), Koncak 0-1 (.000), Carr 1-3 (.333), Williams 5-18 (.278), Hastings 2-12 (.167). Opponents 128-426 (.300).

### RESULTS

Date	Opponent	W/L	Atl.	Opp.	Record
11/1	NEW JERSEY	W	131	111	1-0
11/2	at Philadelphia	W	122	113	2-0
11/4	MILWAUKEE	W	107	98	3-0
11/7	PHOENIX	W	106	86	4-0
11/8	WASHINGTON	W	110	91	5-0
11/11	at Chicago	L	110	112	5-1
11/14	at Detroit	W	105	100	6-1
11/15	at New Jersey	W	109	90	7-1
11/19	at Boston	L	107	111	7-2
11/20	CLEVELAND	W	108	89	8-2
11/22	BOSTON	W	97	96	9-2
11/25	at LA Lakers	W	113	107	10-2
11/26	at Phoenix	L	106	120	10-3
11/28	at Utah	W	97	88	11-3
11/30	at Sacramento	W	113	109	12-3
12/2	DENVER	W	116	100	13-3
12/4	at Houston	W	109	93	14-3
12/5	at Indiana	L	113	119	14-4
12/9	at Cleveland	W	122	96	15-4
12/10	CHICAGO	W	123	95	16-4
12/12	SACRAMENTO	W	130	120	17-4
12/13	at New York	W	122	110	18-4
12/16	DETROIT	L	100	111	18-5
12/18	at Milwaukee	L	95	104	18-6
12/20	SAN ANTONIO	W	111	96	19-6
12/27	GOLDEN STATE	W	119	108	20-6
12/29	at Cleveland	L	106	107	20-7
1/2	at Washington	W	118	101	21-7
1/3	NEW YORK	W	114	92	22-7
1/4	at New York	L	86	118	22-8
1/7	PHILADELPHIA	L	102	109	22-9
1/10	CLEVELAND	W	129	104	23-9
1/12	LA CLIPPERS	W	125	115	24-9
1/14	at Philadelphia	L	93	96	24-10
1/15	MILWAUKEE	W	130	91	25-10
1/18	at Milwaukee	L	91	100	25-11
1/19	at Detroit	L	98	108	25-12
1/21	LA LAKERS	L	109	112	25-13
1/23	at Boston	L	106	126	25-14
1/24	SEATTLE	W	97	87	26-14
1/27	INDIANA	W	114	98	27-14

**ATLANTA**  
Most points: 136 vs. New Jersey (4/15)  
Least points: 86 at New York (1/6)

(#, overtime; #2, double OT; #3, three OT; #4, four OT)

Date	Opponent	W/L	Atl.	Opp.	Record
1/29	at Cleveland	L	91	102	27-15
1/30	NEW YORK	W	106	98	28-15
2/1	HOUSTON	L	104	106	28-16
2/3	(#) BOSTON	W	126	123	29-16
2/10	ALL-STAR BREAK at Seattle	W	125	113	30-16
2/11	at LA Clippers	W	109	82	31-16
2/14	at Golden State	L	96	103	31-17
2/15	at Portland	L	93	98	31-18
2/17	DETROIT	W	107	103	32-18
2/20	INDIANA	L	105	107	32-19
2/21	at Detroit	L	97	102	32-20
2/23	PHILADELPHIA	W	112	103	33-20
2/24	at Chicago	L	103	113	33-21
2/27	BOSTON	W	115	105	34-21
2/28	PORTLAND	W	123	102	35-21
3/2	WASHINGTON	W	121	99	36-21
3/3	at Indiana	W	109	108	37-21
3/6	at New Jersey	W	111	83	38-21
3/7	UTAH	W	122	97	39-21
3/9	CHICAGO	W	108	103	40-21
3/10	(#) at San Antonio	W	113	106	41-21
3/13	at Dallas	W	113	105	42-21
3/15	at Denver	W	104	100	43-21
3/17	WASHINGTON	W	118	98	44-21
3/18	at Philadelphia	L	107	109	44-22
3/20	MILWAUKEE	W	114	97	45-22
3/21	at New York	W	97	85	46-22
3/24	at Washington	W	96	87	47-22
3/26	DALLAS	W	120	112	48-22
3/28	INDIANA	L	114	120	48-23
4/1	at Milwaukee	L	92	104	48-24
4/3	NEW YORK	W	126	89	49-24
4/4	CHICAGO	W	110	97	50-24
4/6	CLEVELAND	W	110	105	51-24
4/8	PHILADELPHIA	W	110	92	52-24
4/10	DETROIT	W	101	99	53-24
4/12	at New Jersey	W	115	88	54-24
4/13	at Indiana	W	102	101	55-24
4/15	NEW JERSEY	W	136	116	56-24
4/16	at Chicago	W	117	114	57-24
4/19	at Boston	L	107	118	57-25

**OPPONENT**  
Most points: 126 (Boston, 1/23)  
Least points: 82 (L.A. Clippers, 2/11)

## YEARLY RESULTS: 1987 - 88

50-32 OVERALL (30-11 at home, 20-21 on the road)



### SEASON STATS

	G	Min	FGM	FGA	Pct	FTM	FTA	Pct	Reb	Asst	PF	Stl	Bik	Pts	Avg
Wilkins	78	2948	909	1957	.464	541	655	.826	502	224	162	103	47	2397	30.7
Rivers	80	2502	403	890	.453	319	421	.758	366	747	272	140	41	1134	14.2
Willis	75	2091	356	687	.518	159	245	.649	547	28	240	68	41	871	11.6
Battle	67	1227	278	613	.454	141	188	.750	113	158	84	31	5	713	10.6
Wittman	82	2412	376	787	.478	71	89	.798	170	302	117	50	18	823	10.0
Levingston	82	2135	314	564	.557	190	246	.772	504	71	287	52	84	819	10.0
Carr	80	1483	281	517	.544	142	182	.780	289	103	272	38	83	705	8.8
Webb	82	1347	191	402	.475	107	131	.817	146	337	125	63	12	490	6.0
Koncak	49	1073	98	203	.483	83	136	.610	333	19	161	36	56	279	5.7
McGee	11	117	22	52	.423	2	6	.333	16	13	6	5	0	51	4.6
Rollins	76	1765	133	260	.512	70	80	.875	459	20	229	31	132	336	4.4
Wood	14	79	16	30	.533	7	8	.875	6	19	6	4	0	48	3.4
Whalley	5	24	4	9	.444	3	4	.750	4	2	3	2	0	11	2.2
Washburn	29	174	22	49	.449	13	23	.565	55	3	19	4	8	57	2.0
Hastings	55	403	40	82	.488	25	27	.926	97	16	67	8	10	110	2.0

3-pt. field goals: Atlanta 85-282 (.301) - Wilkins 38-129 (.295), Rivers 9-33 (.273), Willis 0-2 (.000), Battle 16-41 (.390), Levingston 1-2 (.500), Carr 1-4 (.250), Wood 9-19 (.474), Webb 1-19 (.053), Koncak 0-2 (.000), McGee 5-19 (.263), Hastings 5-12 (.417). Opponents 136-406 (.335).

### RESULTS

Date	Opponent	W/L	Atl.	Opp.	Record
11/6	WASHINGTON	W	114	97	1-0
11/7	CLEVELAND	W	113	105	2-0
11/10	CHICAGO	L	95	105	2-1
11/11	at New York	W	94	93	3-1
11/14	PHILADELPHIA	W	104	83	4-1
11/15	at Milwaukee	L	103	112	4-2
11/18	GOLDEN STATE	W	95	92	5-2
11/20	at Chicago	L	92	94	5-3
11/21	HOUSTON	W	104	94	6-3
11/25	at Boston	L	102	117	6-4
11/27	at Indiana	L	86	88	6-5
11/28	SAN ANTONIO	W	124	100	7-5
12/1	BOSTON	W	120	106	8-5
12/3	at Washington	W	102	94	9-5
12/4	NEW JERSEY	W	139	102	10-5
12/8	at LA Clippers	W	90	79	11-5
12/9	at Phoenix	L	105	117	11-6
12/11	at Golden State	W	109	93	12-6
12/13	at Sacramento	W	106	100	13-6
12/15	INDIANA	W	93	91	14-6
12/18	at Milwaukee	W	94	87	15-6
12/19	(#) UTAH	W	130	124	16-6
12/22	at Houston	L	103	122	16-7
12/25	at Philadelphia	W	106	100	17-7
12/26	NEW YORK	W	125	98	18-7
12/29	at Chicago	W	108	98	19-7
12/30	at Cleveland	W	117	110	20-7
1/3	LA CLIPPERS	W	121	84	21-7
1/5	DETROIT	W	81	71	22-7
1/6	at Detroit	L	87	90	22-8
1/8	CLEVELAND	W	101	97	23-8
1/9	DENVER	W	113	105	24-8
1/13	at San Antonio	W	120	110	25-8
1/14	at Denver	L	112	115	25-9
1/16	at Dallas	W	101	98	26-9
1/18	at New York	L	102	110	26-10
1/19	CHICAGO	W	106	94	27-10
1/21	at Cleveland	W	101	93	28-10
1/22	at Boston	L	106	124	28-11
1/24	NEW JERSEY	W	118	111	29-11
1/26	BOSTON	L	97	102	29-12

**ATLANTA**  
Most points: 143 vs. Phoenix (3/8)  
Least points: 81 vs. Detroit (1/5)

(#, overtime; #2, double OT; #3, three OT; #4, four OT)

Date	Opponent	W/L	Atl.	Opp.	Record
1/29	at LA Lakers	L	107	117	29-13
1/30	at Utah	L	109	115	29-14
2/2	at Portland	L	118	121	29-15
2/4	at Seattle	W	119	109	30-15
2/9	PHILADELPHIA	W	112		



## YEARLY RESULTS: 1988 - 89

52-30 OVERALL (33-8 at home, 19-22 on the road)



### SEASON STATS

	G	Min	FGM	FGA	Pct	FTM	FTA	Pct	Reb	Asst	PF	Stl	Bk	Pts	Avg
Wilkins	80	2997	814	1756	.464	442	524	.844	553	211	138	117	52	2099	26.2
Malone	81	2878	538	1096	.491	561	711	.789	956	112	154	79	100	1637	20.2
Theus	82	2517	497	1067	.466	285	335	.851	242	387	236	108	16	1296	15.8
Rivers	76	2462	371	816	.455	247	287	.861	286	525	263	181	40	1032	13.6
Battle	82	1672	287	628	.457	194	238	.815	140	197	125	42	9	779	9.5
Levingston	80	2184	300	568	.528	133	191	.696	498	75	270	97	70	734	9.2
Carr	78	1488	226	471	.480	130	152	.855	274	91	221	31	62	582	7.5
Koncak	74	1531	141	269	.524	63	114	.553	453	56	238	54	98	345	4.7
Webb	81	1219	133	290	.459	52	60	.867	123	284	104	70	6	319	3.9
Ferrell	41	231	35	83	.422	30	44	.682	41	10	33	7	6	100	2.4
Tolbert	50	341	40	94	.426	23	37	.622	88	16	55	13	13	103	2.1
Bradley	38	267	28	86	.326	8	16	.500	32	24	41	16	2	72	1.9
Mannion	5	18	2	6	.333	0	0	.000	2	2	2	2	0	4	0.8

3-pt. field goals: Atlanta 110-397 (.277) - Wilkins 29-105 (.276), Malone 0-12 (.000), Theus 17-58 (.293), Rivers 43-124 (.347), Battle 11-34 (.324), Levingston 1-5 (.200), Carr 0-1 (.000), Koncak 0-3 (.000), Webb 1-22 (.045), Bradley 8-31 (.258), Mannion 0-2 (.000). Opponents 147-511 (.288).

### RESULTS

Date	Opponent	W/L	Atl.	Opp.	Record
11/4	at New Jersey	W	113	105	1-0
11/5	at Milwaukee	W	107	94	2-0
11/8	INDIANA	W	112	107	3-0
11/9	(#) at Detroit	L	95	101	3-1
11/11	at Philadelphia	L	105	107	3-2
11/12	CHARLOTTE	W	132	111	4-2
11/15	at Cleveland	W	97	95	5-2
11/18	(#) at Chicago	L	112	115	5-3
11/19	GOLDEN STATE	W	111	92	6-3
11/21	at Houston	L	113	117	6-4
11/23	at San Antonio	L	109	119	6-5
11/25	at Dallas	L	95	100	6-6
11/26	BOSTON	W	104	91	7-6
11/29	SAN ANTONIO	W	120	104	8-6
12/1	WASHINGTON	W	127	115	9-6
12/3	PORTLAND	W	115	97	10-6
12/6	SACRAMENTO	W	123	113	11-6
12/7	at Boston	W	106	103	12-6
12/9	DETROIT	L	82	92	12-7
12/10	DENVER	L	130	133	12-8
12/13	at Chicago	W	106	88	13-8
12/14	PHILADELPHIA	W	103	96	14-8
12/16	MILWAUKEE	W	115	112	15-8
12/17	at Cleveland	L	94	120	15-9
12/20	SEATTLE	W	121	118	16-9
12/23	INDIANA	W	131	114	17-9
12/27	NEW YORK	W	128	126	18-9
12/30	at Milwaukee	W	117	113	19-9
1/3	DETROIT	W	123	104	20-9
1/4	at Indiana	L	113	116	20-10
1/6	at Detroit	L	88	111	20-11
1/7	NEW JERSEY	W	103	93	21-11
1/10	CHICAGO	L	101	104	21-12
1/13	at Philadelphia	L	101	114	21-13
1/14	at New York	L	122	132	21-14
1/16	at Washington	W	117	106	22-14
1/17	MILWAUKEE	W	111	98	23-14
1/21	CHARLOTTE	W	137	113	24-14
1/24	CLEVELAND	W	121	105	25-14
1/27	at Seattle	L	112	119	25-15
1/28	at Portland	L	94	110	25-16
1/30	at LA Clippers	W	130	101	26-16

**ATLANTA**  
Most points: 137 vs. Charlotte (1/21)  
Least points: 81 at Detroit (4/23)

(#, overtime; #2, double OT; #3, three OT; #4, four OT)

Date	Opponent	W/L	Atl.	Opp.	Record
2/1	at Utah	W	94	93	27-16
2/2	at Denver	L	103	112	27-17
2/4	(#) at Phoenix	W	118	116	28-17
2/8	NEW YORK	L	101	113	28-18
2/9	at Charlotte	L	108	110	28-19
ALL-STAR BREAK					
2/14	at Chicago	W	106	98	29-19
2/15	at New Jersey	W	119	112	30-19
2/17	CLEVELAND	W	108	100	31-19
2/19	at Miami	L	115	124	31-20
2/20	LA CLIPPERS	W	114	100	32-20
2/23	INDIANA	W	100	97	33-20
2/25	CHICAGO	W	125	95	34-20
2/27	DALLAS	W	105	83	35-20
3/2	at Boston	L	90	104	35-21
3/3	CHARLOTTE	W	133	109	36-21
3/5	UTAH	L	83	85	36-22
3/7	LA LAKERS	L	97	106	36-23
3/8	at Washington	L	111	119	36-24
3/11	MIAMI	W	111	78	37-24
3/14	PHOENIX	L	112	114	37-25
3/16	at Sacramento	W	119	103	38-25
3/17	(#) at Golden State	L	118	127	38-26
3/19	at LA Lakers	W	113	111	39-26
3/21	DETROIT	L	95	110	39-27
3/25	at New York	W	115	108	40-27
3/28	at New Jersey	L	108	111	40-28
3/29	WASHINGTON	W	120	102	41-28
3/31	NEW JERSEY	W	116	99	42-28
4/2	at Indiana	W	132	109	43-28
4/4	at Cleveland	L	91	105	43-29
4/5	PHILADELPHIA	W	135	93	44-29
4/7	(#) HOUSTON	W	120	112	45-29
4/9	CHICAGO	W	108	100	46-29
4/10	at Charlotte	W	112	105	47-29
4/13	BOSTON	W	132	118	48-29
4/15	MILWAUKEE	W	125	100	49-29
4/18	at Indiana	W	121	114	50-29
4/19	at Milwaukee	W	100	92	51-29
4/21	CLEVELAND	W	92	89	52-29
4/23	at Detroit	L	81	99	52-30

**OPPONENT**  
Most points: 133 (Denver, 12/10)  
Least points: 78 (Miami, 3/11)

## YEARLY RESULTS: 1989 - 90

41-41 OVERALL (25-16 at home, 16-25 on the road)



### SEASON STATS

	G	Min	FGM	FGA	Pct	FTM	FTA	Pct	Reb	Asst	PF	Stl	Bk	Pts	Avg
Wilkins	80	2888	810	1672	.484	459	569	.807	521	200	141	126	47	2138	26.7
Malone	81	2735	517	1077	.480	493	631	.781	812	130	158	47	84	1528	18.9
Rivers	48	1526	218	480	.454	138	170	.812	200	264	151	116	22	598	12.5
Willis	81	2273	418	805	.519	168	246	.683	645	57	259	63	47	1006	12.4
Battle	60	1477	275	544	.506	102	135	.756	99	154	115	28	3	654	10.9
Webb	82	2184	294	616	.477	162	186	.871	201	477	185	105	12	751	9.2
Long	48	1030	174	384	.453	46	55	.836	83	85	66	45	5	404	8.4
Smith	33	674	98	204	.480	55	65	.846	37	142	45	22	1	255	7.7
Carr	44	803	128	248	.516	79	102	.775	149	53	128	15	34	335	7.6
Levingston	75	1706	216	424	.509	83	122	.680	319	80	216	55	41	516	6.9
Volkov	72	937	137	284	.482	70	120	.583	119	83	166	36	22	357	5.0
Matthews	1	13	1	3	.333	2	2	1.000	0	5	0	0	0	4	4.0
Koncak	54	977	78	127	.614	42	79	.532	226	23	182	38	34	198	3.7
Toney	32	286	30	72	.417	21	25	.840	14	52	35	10	0	88	2.8
Marble	24	162	16	58	.276	19	29	.655	24	11	16	7	1	51	2.1
Workman	6	16	2	3	.667	2	2	1.000	3	2	3	3	0	6	1.0
Ferrell	14	29	5	14	.357	2	6	.333	7	2	3	1	0	12	0.9
Williams	5	14	0	4	.000	0	0	.000	1	0	2	0	0	0	0.0

3-pt. field goals: Atlanta 124-411 (.302) - Wilkins 59-183 (.322), Malone 1-9 (.111), Rivers 24-66 (.364), Willis 2-7 (.286), Smith 4-24 (.167), Battle 2-13 (.154), Webb 1-19 (.053), Long 10-29 (.345), Carr 0-4 (.000), Levingston 1-5 (.200), Volkov 13-34 (.382), Matthews 0-1 (.000), Koncak 0-1 (.000), Toney 7-13 (.538), Marble 0-2 (.000), Ferrell 0-1 (.000). Opponents 181-533 (.340).

### RESULTS

Date	Opponent	W/L	Atl.	Opp.	Record
11/3	INDIANA	L	103	126	0-1
11/7	WASHINGTON	L	114	118	0-2
11/10	at Boston	L	106	117	0-3
11/11	ORLANDO	W	148	109	1-3
11/13	at Orlando	W	112	104	2-3
11/17	(#) at Cleveland	L	125	131	2-4
11/18	GOLDEN STATE	W	112	96	3-4
11/21	at Detroit	W	103	96	4-4
11/22	at Milwaukee	L	100	118	4-5
11/24	at Miami	W	103	87	5-5
11/25	BOSTON	W	108	100	6-5
11/28	at Chicago	L	98	113	6-6
11/29	at Washington	W	111	104	7-6
12/1	UTAH	W	114	103	8-6
12/2	PHILADELPHIA	W	102	92	9-6
12/6	at Orlando	W	118	100	10-6
12/8	PORTLAND	W	127	120	11-6
12/12	MINNESOTA	W	104	91	12-6
12/12	SAN ANTONIO	W	102	94	13-6
12/13	at Philadelphia	L	103	112	13-7
12/15	NEW YORK	L	109	113	13-8
12/19	SACRAMENTO	W	115	112	14-8
12/21	at Miami	W	117	115	15-8
12/22	CHICAGO	L	113	125	15-9
12/25	CLEVELAND	W	115	104	16-9
12/27	at Dallas	L	101	114	16-10
12/30	at Indiana	L	98	105	16-11
1/2	MILWAUKEE	W	113	107	17-11
1/4	at New York	L	95	100	17-12
1/6	NEW JERSEY	W	105	96	18-12
1/7	at New Jersey	L	93	98	18-13
1/10	LA CLIPPERS	L	109	115	18-14
1/13	at Seattle	L	106	113	18-15
1/16	at Sacramento	L	91	108	18-16
1/17	at Utah	L	88	95	18-17
1/19	CHICAGO	L	84	92	18-18
1/23	at Charlotte	W	106	101	19-18
1/24	CLEVELAND	W	103	86	20-18
1/27	at Orlando	W	114	96	21-18
1/29	at Chicago	L	111	121	21-19
1/30	DETROIT	L	95	112	21-20

**ATLANTA**  
Most points: 148 vs. Orlando (11/11)  
Least points: 84 vs. Chicago (1/19)

(#, overtime; #2, double OT; #3, three OT; #4, four OT)

Date	Opponent	W/L	Atl.	Opp.	Record
2/1	at Utah	W	94	93	27-16
2/					



## YEARLY RESULTS: 1990 - 91

43-39 OVERALL (29-12 at home, 14-27 on the road)



### SEASON STATS

	G	Min	FGM	FGA	Pct	FTM	FTA	Pct	Reb	Asst	PF	Stl	Bk	Pts	Avg
Wilkins	81	3078	770	1640	.470	476	574	.829	732	265	156	123	65	2101	25.9
Rivers	79	2586	444	1020	.435	221	262	.844	253	340	216	148	47	1197	15.2
Battle	79	1863	397	862	.461	270	316	.854	159	217	145	45	6	1078	13.6
Webb	75	2197	359	803	.447	231	266	.868	174	417	180	118	6	1003	13.4
Willis	80	2373	444	881	.504	159	238	.668	704	99	235	60	40	1051	13.1
Malone	82	1912	280	598	.468	309	372	.831	667	68	134	30	74	869	10.6
Ferrell	78	1165	174	356	.489	125	156	.801	179	55	151	33	27	475	6.1
Robinson	47	674	108	242	.446	47	80	.588	71	132	65	32	8	265	5.6
Moncrief	72	1096	117	240	.488	82	105	.781	128	104	112	50	9	337	4.7
McCormick	56	689	93	187	.497	66	90	.733	165	32	91	11	14	252	4.5
Koncak	77	1931	140	321	.436	32	54	.593	375	124	265	74	76	313	4.1
Wilson	25	162	21	70	.300	13	26	.500	40	11	13	5	1	55	2.2
Wright	4	20	2	3	.667	1	1	1.000	6	0	3	0	0	5	1.3
Leonard	4	9	0	0	.000	2	4	.500	2	0	2	0	1	2	0.5

3-pt. field goals: Atlanta 271-836 (.324) - Wilkins 85-249 (.341), Rivers 88-262 (.336), Battle 14-49 (.286), Webb 54-168 (.321), Willis 4-10 (.400), Malone 0-7 (.000), Ferrell 2-3 (.667), Robinson 2-11 (.182), Moncrief 21-64 (.328), McCormick 0-3 (.000), Koncak 1-8 (.125), Wilson 0-2 (.000), Opponents 217-621 (.349).

### RESULTS

Date	Opponent	W/L	Atl.	Opp.	Record
11/2	ORLANDO	W	115	111	1-0
11/3	INDIANA	W	121	120	2-0
11/6	at Sacramento	W	102	85	3-0
11/9	at Golden State	L	128	143	3-1
11/10	at LA Clippers	W	112	94	4-1
11/13	CLEVELAND	L	104	121	4-2
11/14	at Philadelphia	L	104	112	4-3
11/16	CHARLOTTE	L	109	119	4-4
11/17	at Detroit	L	83	91	4-5
11/20	at Charlotte	L	121	128	4-6
11/21	at Milwaukee	L	93	105	4-7
11/24	PHILADELPHIA	L	121	124	4-8
11/27	DETROIT	L	97	120	4-9
11/30	CLEVELAND	L	93	101	4-10
12/4	at Houston	W	113	110	5-10
12/5	at San Antonio	W	110	108	6-10
12/7	MILWAUKEE	L	103	104	6-11
12/8	NEW YORK	W	99	86	7-11
12/12	at Miami	W	118	93	8-11
12/13	NEW JERSEY	W	106	97	9-11
12/15	WASHINGTON	W	125	113	10-11
12/17	at Cleveland	W	109	98	11-11
12/20	UTAH	W	105	87	12-11
12/21	at Detroit	L	87	113	12-12
12/23**	at Boston	L	104	132	12-13
12/26	at New Jersey	W	113	111	13-13
12/28	BOSTON	W	131	114	14-13
12/29	GOLDEN STATE	W	134	130	15-13
1/2	LA CLIPPERS	W	120	107	16-13
1/4	INDIANA	W	111	96	17-13
1/5	(#) MINNESOTA	W	117	112	18-13
1/8	SAN ANTONIO	W	109	98	19-13
1/11	at Chicago	L	96	99	19-14
1/12	at New York	L	92	99	19-15
1/14	NEW YORK	W	96	82	20-15
1/15	at Indiana	W	117	106	21-15
1/18	CHICAGO	W	114	105	22-15
1/19	NEW JERSEY	W	114	84	23-15
1/22	MIAMI	W	118	107	24-15
1/23	at Washington	L	99	104	24-16
1/26	at Seattle	L	102	103	24-17

(#, overtime; #2, double OT; #3, three OT; #4, four OT)

Date	Opponent	W/L	Atl.	Opp.	Record
1/28	at Portland	L	111	116	24-18
1/29	at Utah	L	105	116	24-19
1/31	at LA Lakers	L	103	116	24-20
2/2	at Denver	L	125	126	24-21
2/5	CLEVELAND	W	118	114	25-21
2/7	CHARLOTTE	W	127	114	26-21
ALL-STAR BREAK					
2/12	at Chicago	L	113	122	26-22
2/13	at New Jersey	L	106	140	26-23
2/16	SEATTLE	W	122	113	27-23
2/19	at New York	W	110	102	28-23
2/20	at Detroit	L	89	97	28-24
2/22	LA LAKERS	W	111	102	29-24
2/23	DALLAS	W	122	107	30-24
2/25	SACRAMENTO	W	96	88	31-24
2/27	at Philadelphia	L	103	107	31-25
2/28	PORTLAND	W	117	109	32-25
3/3	at Milwaukee	W	115	106	33-25
3/5	DENVER	W	139	127	34-25
3/7	PHOENIX	L	104	106	34-26
3/8	at Miami	W	102	96	35-26
3/10	CHICAGO	L	87	122	35-27
3/12	(#) PHILADELPHIA	L	129	133	35-28
3/15	at Dallas	W	127	117	36-28
3/16	at Phoenix	L	116	128	36-29
3/19	BOSTON	W	104	92	37-29
3/20	at Chicago	L	107	129	37-30
3/22	at Washington	L	116	121	37-31
3/23	MIAMI	W	108	93	38-31
3/26	at Indiana	L	113	123	38-32
3/28	HOUSTON	L	111	112	38-33
3/30	at Milwaukee	L	96	104	38-34
4/4	at Charlotte	L	91	98	38-35
4/6	INDIANA	W	137	110	39-35
4/8	WASHINGTON	W	105	94	40-35
4/9	at Cleveland	W	104	98	41-35
4/11	at New Jersey	L	98	112	41-36
4/13	MILWAUKEE	W	97	91	42-36
4/16	at Orlando	L	106	113	42-37
4/17	CHARLOTTE	L	111	123	42-38
4/19	DETROIT	L	120	126	42-39
4/21	at Boston	W	117	105	43-39

#### ATLANTA

Most points: 139 vs. Denver (3/5)  
Least points: 83 at Detroit (11/17)

#### OPPONENT

Most points: 143 (Golden State, 11/9)  
Least points: 82 (New York, 1/14)

\*\* Game on 11/28/90 was stopped in progress (slippery floor) and completed on 12/23/90.

## YEARLY RESULTS: 1991 - 92

38-44 OVERALL (23-18 at home, 15-26 on the road)



### SEASON STATS

	G	Min	FGM	FGA	Pct	FTM	FTA	Pct	Reb	Asst	PF	Stl	Bk	Pts	Avg
Wilkins	42	1601	424	914	.464	294	352	.835	295	158	77	52	24	1179	28.1
Willis	81	2962	591	1224	.483	292	363	.804	1258	173	223	72	54	1480	18.3
Augmon	82	2505	440	899	.489	213	320	.666	420	201	161	124	27	1094	13.3
Robinson	81	2202	423	928	.456	175	275	.636	219	446	178	105	24	1055	13.0
Ferrell	66	1598	331	632	.524	166	218	.761	210	92	134	49	17	839	12.7
Graham	78	1718	305	682	.447	126	170	.741	231	175	193	96	21	791	10.1
Rasmussen	81	1968	347	726	.478	30	40	.750	393	107	233	35	48	729	9.0
Volkov	77	1516	251	569	.441	125	198	.631	265	250	178	66	30	662	8.6
Mays	2	32	6	14	.429	2	2	1.000	2	1	4	0	0	17	8.5
Cheeks	56	1086	115	249	.462	26	43	.605	95	185	73	83	0	259	4.6
Wiley	41	767	71	160	.444	21	30	.700	73	166	73	43	3	177	4.3
Sanders	12	117	20	45	.444	7	9	.778	26	9	15	5	3	47	3.9
Monroe	38	313	53	144	.368	19	23	.826	33	27	19	12	2	131	3.4
Koncak	77	1489	111	284	.391	19	29	.655	261	132	207	50	67	241	3.1
Leonard	5	13	4	6	.667	2	2	1.000	5	1	3	1	0	10	2.0

3-pt. field goals: Atlanta 210-671 (.313) - Wilkins 37-128 (.289), Willis 6-37 (.162), Augmon 1-6 (.167), Robinson 34-104 (.327), Ferrell 11-33 (.333), Graham 55-141 (.390), Rasmussen 5-23 (.217), Volkov 35-110 (.318), Mays 3-6 (.500), Cheeks 3-6 (.500), Wiley 14-38 (.368), Monroe 6-27 (.222), Koncak 0-12 (.000), Opponents 251-732 (.343).

### RESULTS

Date	Opponent	W/L	Atl.	Opp.	Record
11/2	DETROIT	L	87	89	0-1
11/5	UTAH	W	98	94	1-1
11/6	at Charlotte	L	104	114	1-2
11/8	at Boston	W	100	95	2-2
11/9	MIAMI	W	97	93	3-2
11/12	CHARLOTTE	W	118	100	4-2
11/14	at Sacramento	L	96	98	4-3
11/15	at Phoenix	W	119	115	5-3
11/17	at LA Lakers	L	89	111	5-4
11/20	SACRAMENTO	W	116	104	6-4
11/22	at Philadelphia	W	99	92	7-4
11/23	at Washington	L	115	126	7-5
11/26	DETROIT	L	93	103	7-6
11/27	at Detroit	L	91	100	7-7
11/29	SAN ANTONIO	L	85	88	7-8
11/30	BOSTON	W	129	102	8-8
12/3	at Dallas	W	103	99	9-8
12/5	at Houston	W	109	97	10-8
12/7	(#2) NEW YORK	L	128	137	10-9
12/10	MILWAUKEE	W	118	104	11-9
12/12	at Cleveland	L	107	134	11-10
12/14	at Miami	L	101	121	11-11
12/17	INDIANA	W	117	113	12-11
12/20	CLEVELAND	L	99	122	12-12
12/21	at Chicago	L	103	117	12-13
12/23	at New Jersey	L	93	105	12-14
12/26	CHICAGO	L	111	122	12-15
12/28	(#) MINNESOTA	W	125	122	13-15
1/2	PHOENIX	W	123	105	14-15
1/4	LA CLIPPERS	W	97	95	15-15
1/6	HOUSTON	W	109	97	16-15
1/7	at New York	W	109	94	17-15
1/9	DALLAS	W	124	108	18-15
1/11	at Indiana	L	115	138	18-16
1/14	MILWAUKEE	W	93	88	19-16
1/16	at Utah	L	111	116	19-17
1/17	(#) at LA Clippers	L	107	111	19-18
1/19	at Denver	W	119	93	20-18
1/21	at Seattle	W	128	119	21-18
1/22	at Golden State	L	124	134	21-19
1/24	at Portland	L	117	125	21-20

(#, overtime; #2, double OT; #3, three OT; #4, four OT)

Date	Opponent	W/L	Atl.	Opp.	Record
1/28	PHILADELPHIA	W	110	109	22-20
1/29	at Milwaukee	W	110	100	23-20
1/31	(#) at Indiana	L	106	115	23-21
2/1	DETROIT	L	80	89	23-22
2/3	SEATTLE				



## YEARLY RESULTS: 1992 - 93

43-39 OVERALL (25-16 at home, 18-23 on the road)



### SEASON STATS

	G	Min	FGM	FGA	Pct	FTM	FTA	Pct	Reb	Asst	PF	Stl	Bk	Pts	Avg
Wilkins	71	2647	741	1584	.468	519	627	.828	482	227	116	70	27	2121	29.9
Willis	80	2878	616	1218	.506	196	300	.653	1028	165	264	68	41	1435	17.9
Augmon	73	2112	397	792	.501	227	307	.739	287	170	141	91	18	1021	14.0
Blaylock	80	2820	414	964	.429	123	169	.728	280	671	156	203	23	1069	13.4
Ferrell	82	1736	327	696	.470	176	226	.779	191	132	160	59	17	839	10.2
Graham	80	1508	256	560	.457	96	131	.733	190	164	185	86	6	650	8.1
Mays	49	787	129	309	.417	54	82	.659	53	72	59	21	3	341	7.0
Keefe	82	1549	188	376	.500	166	237	.700	432	80	195	57	16	542	6.6
Henson	53	719	71	182	.390	34	40	.850	55	155	85	30	1	213	4.0
Koncak	78	1975	124	267	.464	24	50	.480	427	140	264	75	100	275	3.4
Rasmussen	22	283	30	80	.375	9	13	.692	55	5	61	5	10	71	3.2
Foster	33	205	44	95	.463	13	18	.722	56	10	41	3	9	101	3.1
Wiley	25	354	26	81	.321	5	8	.625	35	81	49	26	2	72	2.9
Breuer	12	107	15	31	.484	2	5	.400	28	6	12	2	3	32	2.7
Sanders	9	120	10	25	.400	4	8	.500	29	6	16	8	1	24	2.7
Stivins	5	15	4	9	.444	0	0	.000	5	0	0	0	1	8	1.6
Spencer	3	15	0	3	.000	0	0	.000	1	0	3	2	0	0	0.0

3-pt. field goals: Atlanta 382-1076 (.355) - Wilkins 120-316 (.380), Willis 7-29 (.241), Augmon 0-4 (.000), Blaylock 118-315 (.375), Ferrell 9-36 (.250), Graham 42-141 (.298), Mays 29-84 (.345), Keefe 0-1 (.000), Henson 37-80 (.463), Koncak 3-8 (.375), Rasmussen 2-6 (.333), Foster 0-4 (.000), Wiley 15-51 (.294), Stivins 0-1 (.000), Opponents 281-833 (.337).

### RESULTS

Date	Opponent	W/L	Att.	Opp.	Record
11/6	NEW YORK	L	94	106	0-1
11/7	at Chicago	W	100	99	1-1
11/11	at Houston	L	82	101	1-2
11/12	at San Antonio	W	104	97	2-2
11/14	at Dallas	L	105	113	2-3
11/17	MILWAUKEE	L	106	114	2-4
11/19	NEW JERSEY	L	101	108	2-5
11/21	BOSTON	W	116	107	3-5
11/23 (#)	at Boston	W	101	97	4-5
11/25	at Philadelphia	W	111	105	5-5
11/27	at Cleveland	L	101	122	5-6
11/28	MIAMI	W	112	100	6-6
12/1	INDIANA	W	119	107	7-6
12/2	NEW JERSEY	L	118	122	7-7
12/4	at Indiana	L	106	122	7-8
12/5	SAN ANTONIO	W	113	105	8-8
12/7	CHICAGO	W	123	114	9-8
12/11 (#)	DENVER	W	112	107	10-8
12/12	PHILADELPHIA	L	96	103	10-9
12/13	DETROIT	L	94	107	10-10
12/16	at Detroit	L	88	89	10-11
12/18	at Miami	W	108	100	11-11
12/19	ORLANDO	L	84	125	11-12
12/22	CHARLOTTE	L	114	130	11-13
12/26	at Minnesota	W	113	105	12-13
12/28	at Washington	L	96	97	12-14
12/29	CLEVELAND	L	96	114	12-15
1/2	MILWAUKEE	L	93	106	12-16
1/5	WASHINGTON	L	100	107	12-17
1/7	at Milwaukee	W	100	94	13-17
1/8	at Detroit	W	101	92	14-17
1/12	GOLDEN STATE	W	126	118	15-17
1/14	DETROIT	W	108	91	16-17
1/16	at Cleveland	L	99	127	16-18
1/19	at Charlotte	W	102	100	17-18
1/20	at Boston	L	106	121	17-19
1/22	NEW JERSEY	W	102	91	18-19
1/23	PHOENIX	L	91	110	18-20
1/25	SACRAMENTO	W	117	106	19-20
1/26	at Orlando	L	106	120	19-21
1/28	at New York	W	110	105	20-21
1/30	PHILADELPHIA	W	149	123	21-21

**ATLANTA**  
Most points: 149 vs. Philadelphia (1/30)  
Least points: 82 at Houston (11/11)

(#, overtime; #2, double OT; #3, three OT; #4, four OT)

Date	Opponent	W/L	Att.	Opp.	Record
2/2	SEATTLE	W	118	109	22-21
2/3	at Miami	L	96	116	22-22
2/6	CLEVELAND	L	109	120	22-23
2/9	at Golden State	W	125	114	23-23
2/11	at Sacramento	L	105	116	23-24
2/13	at Utah	W	121	112	24-24
2/14	at LA Lakers	L	96	135	24-25
2/16	at Portland	L	90	105	24-26
2/18	at Phoenix	L	119	131	24-27
	ALL-STAR BREAK				
2/23	WASHINGTON	W	109	94	25-27
2/24	at Philadelphia	W	132	107	26-27
2/26	BOSTON	L	99	110	26-28
2/27	at Chicago	L	92	112	26-29
3/2	at New York	L	98	107	26-30
3/4	at Indiana	L	111	136	26-31
3/6	UTAH	W	139	118	27-31
3/8	LA CLIPPERS	W	121	113	28-31
3/9	at Milwaukee	W	117	103	29-31
3/12	ORLANDO	W	110	92	30-31
3/14	LA LAKERS	W	117	107	31-31
3/16	at Charlotte	W	122	107	32-31
3/17	at New Jersey	L	93	114	32-32
3/19	MINNESOTA	W	121	103	33-32
3/23	DALLAS	W	125	107	34-32
3/25	HOUSTON	W	106	96	35-32
3/27	MIAMI	W	118	106	36-32
3/29	(#) PORTLAND	W	127	118	37-32
3/31	at Denver	W	103	94	38-32
4/2	at LA Clippers	L	99	111	38-33
4/3	at Seattle	L	105	129	38-34
4/6	(#) NEW YORK	W	109	104	39-34
4/9	CHICAGO	L	87	88	39-35
4/10	at Charlotte	W	118	105	40-35
4/13	(#2) CLEVELAND	L	109	112	40-36
4/14	at Detroit	L	84	87	40-37
4/17	CHARLOTTE	L	107	110	40-38
4/20	INDIANA	W	111	102	41-38
4/21	at Washington	W	119	98	42-38
4/23	MILWAUKEE	W	122	106	43-38
4/24	at Orlando	L	85	104	43-39

**OPPONENT**  
Most points: 136 (Indiana, 3/4)  
Least points: 87 (Detroit, 4/14)

## YEARLY RESULTS: 1993 - 94

57-25 OVERALL (36-5 at home, 21-20 on the road)



### SEASON STATS

	G	Min	FGM	FGA	Pct	FTM	FTA	Pct	Reb	Asst	PF	Stl	Bk	Pts	Avg
Wilkins	49	1687	430	996	.432	275	322	.854	305	114	87	63	88	1196	24.4
Willis	80	2867	627	1257	.499	268	376	.713	963	150	250	79	38	1531	19.1
Manning	26	925	177	372	.476	54	83	.651	169	85	93	46	25	409	15.7
Augmon	82	2605	439	861	.510	333	436	.764	394	187	179	149	45	1212	14.8
Blaylock	81	2915	444	1079	.411	116	159	.730	424	789	144	212	44	1118	13.8
Ehlo	82	2147	316	708	.446	112	154	.727	279	273	161	136	26	821	10.0
Ferrell	72	1155	184	379	.485	144	184	.783	129	65	85	44	16	513	7.1
Lang	82	1608	215	458	.469	73	106	.689	313	51	192	38	87	504	6.1
Keefe	63	763	96	213	.451	81	111	.730	201	34	80	20	9	273	4.3
Koncak	82	1823	159	369	.431	24	36	.667	365	102	236	63	125	342	4.2
Whattley	82	1004	120	236	.508	52	66	.788	99	181	93	59	2	292	3.6
Graham	21	128	21	57	.368	13	17	.765	12	13	11	4	5	58	2.8
Edwards	16	107	17	49	.347	9	16	.563	18	8	9	2	5	43	2.7
Grace	3	8	2	3	.667	0	2	.000	1	1	3	0	0	4	1.3
Bagley	3	13	0	2	.000	2	2	1.000	1	3	2	0	0	2	0.7

3-pt. field goals: Atlanta 260-830 (.323) - Wilkins 61-198 (.308), Manning 1-3 (.333), Willis 9-24 (.375), Augmon 1-7 (.143), Blaylock 114-341 (.334), Ehlo 77-221 (.348), Ferrell 1-9 (.111), Lang 1-4 (.250), Koncak 0-3 (.000), Whattley 0-6 (.000), Graham 3-13 (.231), Edwards 0-1 (.000), Opponents 275-872 (.315).

### RESULTS

Date	Opponent	W/L	Att.	Opp.	Record
11/5	INDIANA	W	116	110	1-0
11/8	at Chicago	L	80	106	1-1
11/10	at Utah	L	88	91	1-2
11/12	at Portland	L	84	94	1-3
11/13 (#)	at Seattle	L	89	97	1-4
11/16	SACRAMENTO	W	118	95	2-4
11/17	at Philadelphia	W	92	90	3-4
11/19	at Miami	W	95	92	4-4
11/20	CHARLOTTE	W	96	91	5-4
11/23	LA LAKERS	W	103	94	6-4
11/24	at Milwaukee	W	89	85	7-4
11/26	WASHINGTON	W	124	108	8-4
11/27	PHILADELPHIA	W	111	79	9-4
11/30	BOSTON	W	122	114	10-4
12/3	HOUSTON	W	133	111	11-4
12/8	at Detroit	W	105	97	12-4
12/9	SAN ANTONIO	W	105	95	13-4
12/11	at Wash. (Balt.)	W	116	108	14-4
12/14	at Cleveland	W	103	92	15-4
12/16	INDIANA	L	81	99	15-5
12/18	DENVER	W	102	96	16-5
12/22	at Charlotte	W	108	103	17-5
12/23	at New York	L	75	84	17-6
12/26	at New Jersey	L	87	91	17-7
12/28	DETROIT	W	119	101	18-7
12/29	at Orlando	W	92	90	19-7
1/4	CHARLOTTE	W	133	94	20-7
1/7	PORTLAND	W	100	85	21-7
1/8	CLEVELAND	W	102	89	22-7
1/12	CHICAGO	W	92	81	23-7
1/14	DALLAS	W	113	96	24-7
1/15	at Indiana	L	91	94	24-8
1/17	MILWAUKEE	W	102	98	25-8
1/19	GOLDEN STATE	L	119	120	25-9
1/21 (#)	NEW JERSEY	L	111	113	25-10
1/22	at Minnesota	W	98	81	26-10
1/25	at Milwaukee	W	95	90	27-10
1/26	PHOENIX	W	116	107	28-10
1/28	at Charlotte	W	117	105	29-10
1/29	at San Antonio	L	87	100	29-11
1/31	at Dallas	W	90	85	30-11

**ATLANTA**  
Most points: 141 vs. Detroit (2/7)  
Least points: 70 at Chicago (4/18)

(#, overtime; #2, double OT; #3, three OT; #4, four OT)



## YEARLY RESULTS: 1994 - 95

42-40 OVERALL (24-17 at home, 18-23 on the road)



### SEASON STATS

	G	Min	FGM	FGA	Pct	FTM	FTA	Pct	Reb	Asst	PF	Stl	Bik	Pts	Avg
Willis	2	89	16	41	.390	10	15	.667	36	3	7	1	3	42	21.0
Blaylock	80	3069	509	1198	.425	156	214	.729	393	616	164	200	26	1373	17.2
Smith	78	2603	417	976	.427	295	349	.845	270	267	216	60	32	1264	16.2
Augmon	76	2362	397	876	.453	252	346	.728	368	197	163	100	47	1053	13.9
Norman	74	1879	388	856	.453	64	140	.457	362	94	154	34	20	938	12.7
Long	79	2579	337	704	.479	238	315	.756	595	127	232	107	34	923	11.7
Ehlo	49	1166	191	422	.453	44	71	.620	147	113	86	46	6	477	9.7
Lang	82	2340	320	677	.473	152	188	.809	456	72	271	45	144	794	9.7
Corbin	81	1389	205	464	.442	78	114	.684	262	67	161	55	16	502	6.2
Wiley	5	17	3	6	.500	0	0	—	4	6	0	1	1	7	1.4
Bazarevich	10	74	11	22	.500	7	9	.778	7	14	10	1	1	30	3.0
Anderson	51	622	57	104	.548	34	71	.479	188	17	103	23	32	148	2.9
Koncak	62	943	77	187	.412	13	24	.542	184	52	137	36	46	179	2.9
Whately	27	292	24	53	.453	20	32	.625	30	54	37	19	0	70	2.6
Les	24	188	11	38	.289	23	27	.852	26	44	28	4	0	50	2.1
Edwards	38	212	22	48	.458	23	32	.719	48	13	30	5	4	67	1.8
Vinson	5	27	1	7	.143	1	1	1.000	0	1	4	0	0	4	0.8
Hovasse	2	4	0	1	.000	0	0	—	0	0	1	1	0	0	0

3-pt. field goals: Atlanta 539-1580 (.341) - Willis 0-1 (.000), Blaylock 199-555 (.359), Smith 135-404 (.334), Augmon 7-26 (.269), Norman 98-285 (.344), Long 11-31 (.355), Ehlo 51-134 (.381), Lang 2-3 (.667), Corbin 14-56 (.250), Wiley 1-4 (.250), Bazarevich 1-6 (.167), Koncak 12-36 (.333), Whately 2-8 (.250), Les 5-23 (.217), Edwards 0-1 (.000), Vinson 1-6 (.167), Hovasse 0-1 (.000). Opponents 420-1212 (.347).

### RESULTS

Date	Opponent	W/L	Att.	Opp.	Record
1/4	INDIANA	L	92	94	0-1
1/5	(#) DETROIT	L	109	114	0-2
1/7	at Utah	L	86	104	0-3
1/9	at Phoenix	L	102	106	0-4
1/10	at LA Clippers	W	108	91	1-4
1/12	at Sacramento	L	97	105	1-5
1/15	BOSTON	W	110	94	2-5
1/18	(#) MILWAUKEE	L	93	97	2-6
1/19	at New York	L	79	92	2-7
1/22	PHILADELPHIA	W	102	99	3-7
1/23	at Minnesota	W	89	77	4-7
1/25	LA LAKERS	L	87	92	4-8
1/29	CHARLOTTE	L	85	90	4-9
1/2	at Chicago	W	92	81	5-9
1/23	ORLANDO	W	107	105	6-9
1/26	(#) at New Jersey	W	94	91	7-9
1/27	at Boston	L	80	93	7-10
1/29	NEW YORK	W	89	85	8-10
1/30	at Orlando	L	98	109	8-11
1/23	(#) MINNESOTA	W	85	83	9-11
1/24	at Indiana	L	79	81	9-12
1/16	CHICAGO	L	80	85	9-13
1/17	at Miami	L	85	96	9-14
1/20	MILWAUKEE	W	115	97	10-14
1/22	UTAH	L	94	103	10-15
1/23	at Detroit	W	97	77	11-15
1/27	at Houston	L	93	105	11-16
1/29	(#) SAN ANTONIO	W	127	121	12-16
1/30	at Cleveland	L	85	87	12-17
1/3	PORTLAND	L	98	103	12-18
1/4	at New York	L	80	89	12-19
1/6	WASHINGTON	W	112	90	13-19
1/7	NEW JERSEY	W	102	85	14-19
1/10	at Washington	W	99	96	15-19
1/13	ORLANDO	L	96	101	15-20
1/16	MIAMI	W	99	95	16-20
1/18	PHILADELPHIA	L	80	92	16-21
1/20	at Indiana	L	89	99	16-22
1/21	BOSTON	W	89	84	17-22
1/25	at Charlotte	W	103	96	18-22
1/26	CLEVELAND	L	68	77	18-23
1/28	CHARLOTTE	L	93	102	18-24

**ATLANTA**  
Most points: 128 vs. Detroit (4/21)  
Least points: 68 vs. Cleveland (1/26)

**OPPONENT**  
Most points: 121 (three times)  
Least points: 75 (Cleveland, 3/24)



## YEARLY RESULTS: 1995 - 96

46-36 OVERALL (26-15 at home, 20-21 on the road)

### SEASON STATS

	G	Min	FGM	FGA	Pct	FTM	FTA	Pct	Reb	Asst	PF	Stl	Bik	Pts	Avg
Smith	80	2856	494	1143	.432	318	385	.826	326	224	207	68	17	1446	18.1
Blaylock	81	2893	455	1123	.405	127	170	.747	332	478	151	212	17	1268	15.7
Laettner	30	977	159	325	.489	107	130	.823	236	68	119	31	28	425	14.2
Long	82	3008	395	838	.471	257	337	.763	788	183	233	108	34	1078	13.1
Lang	51	1815	281	619	.454	95	118	.805	334	62	178	35	85	657	12.9
Augmon	77	2294	362	738	.491	251	317	.792	304	137	188	106	31	976	12.7
Norman	34	770	127	273	.465	17	48	.354	132	63	68	15	16	304	8.9
Ehlo	79	1758	253	591	.428	81	103	.786	256	138	138	85	9	669	8.5
Henderson	79	1416	192	434	.442	119	200	.595	356	51	217	44	43	503	6.4
Webb	51	817	104	222	.468	74	87	.851	60	140	68	27	2	300	5.9
Rooks	16	215	32	58	.552	29	43	.674	51	9	35	4	14	93	5.8
Jordan	24	247	36	71	.507	22	38	.579	52	29	30	12	7	94	3.9
Bullard	46	460	66	162	.407	16	20	.800	60	18	50	17	11	174	3.8
Boyce	8	41	9	23	.391	2	4	.500	10	3	2	3	1	24	3.0
Nathan	5	15	5	9	.556	3	4	.750	0	2	2	3	0	13	2.6
Mundt	24	118	13	32	.406	5	8	.625	25	2	23	1	4	31	1.3
Grandison	4	19	2	4	.500	0	0	—	6	1	0	0	0	4	1.0
Kempton	3	11	0	0	—	0	0	—	2	1	5	0	0	0	—

3-pt. field goals: Atlanta 566-1595 (.355) - Smith 140-423 (.331), Blaylock 231-623 (.371), Laettner 0-8 (.000), Long 31-86 (.360), Lang 0-3 (.000), Augmon 1-4 (.250), Norman 33-84 (.393), Ehlo 82-221 (.371), Henderson 0-3 (.000), Webb 18-57 (.316), Rooks 0-1 (.000), Bullard 26-72 (.361), Boyce 4-8 (.500), Nathan 0-1 (.000), Grandison 0-1 (.000). Opponents 479-1329 (.360).

### RESULTS

Date	Opponent	W/L	Att.	Opp.	Record
11/3	INDIANA	L	106	111	0-1
11/4	ORLANDO	W	124	91	1-1
11/6	at Utah	L	96	105	1-2
11/8	at LA Clippers	W	100	92	2-2
11/9	at Golden State	W	125	121	3-2
11/11	at Dallas	W	113	100	4-2
11/14	CHARLOTTE	W	111	104	5-2
11/17	MIAMI	L	88	91	5-3
11/19	at Sacramento	W	108	94	6-3
11/21	at Denver	L	99	107	6-4
11/22	at Phoenix	L	112	117	6-5
11/25	TORONTO	W	114	102	7-5
11/28	(#) at New York	W	102	97	8-5
11/29	PHILADELPHIA	W	106	81	9-5
12/1	DALLAS	L	98	106	9-6
12/2	at Detroit	L	96	104	9-7
12/6	at Washington	L	79	96	9-8
12/7	SAN ANTONIO	L	102	104	9-9
12/9	NEW YORK	L	92	101	9-10
12/10	at Boston	W	108	103	10-10
12/12	MINNESOTA	L	78	85	10-11
12/14	CHICAGO	L	108	127	10-12
12/16	DENVER	W	95	86	11-12
12/22	NEW JERSEY	W	94	91	12-12
12/23	at Milwaukee	L	111	115	12-13
12/26	LA CLIPPERS	W	94	88	13-13
12/29	GOLDEN STATE	L	96	117	13-14
12/30	at Chicago	L	93	95	13-15
1/2	SEATTLE	L	88	111	13-16
1/4	(#) TORONTO	W	104	101	14-16
1/6	at Charlotte	L	90	96	14-17
1/7	at New Jersey (PPD - Snow - rescheduled 4/5)				
1/9	SACRAMENTO	W	104	88	15-17
1/11	at Toronto	W	87	79	16-17
1/13	BOSTON	W	108	105	17-17
1/15	DETROIT	W	96	88	18-17
1/17	INDIANA	W	102	93	19-17
1/19	at Philadelphia	W	82	77	20-17
1/20	MIAMI	W	98	78	21-17
1/22	HOUSTON	W	105	96	22-17
1/23	at Cleveland	W	84	72	23-17
1/26	ORLANDO	W	96	84	24-17

**ATLANTA**  
Most points: 125 at Golden State (1/9)  
Least points: 74 vs. Cleveland (3/1)

**OPPONENT**  
Most points: 127 (Chicago, 12/14)  
Least points: 68 (Cleveland, 3/1)





## YEARLY RESULTS: 1996 - 97

56-26 OVERALL (36-5 at home, 20-21 on the road)



### SEASON STATS

	G	Min	FGM	FGA	Pct	FTM	FTA	Pct	Reb	Asst	PF	Stl	Bk	Pts	Avg
Smith	72	2818	491	1145	.429	333	393	.847	238	305	173	62	23	1445	20.1
Laettner	82	3140	548	1128	.486	359	440	.816	720	223	277	102	64	1486	18.1
Blaylock	78	3056	501	1159	.432	131	174	.753	413	463	141	212	20	1354	17.4
Mutombo	80	2973	380	721	.527	306	434	.705	929	110	249	49	264	1066	13.3
Corbin	70	2305	253	600	.422	86	108	.796	294	124	176	90	7	666	9.5
James	53	945	125	306	.408	30	36	.833	81	21	98	11	1	356	6.7
Henderson	30	501	77	162	.475	45	75	.600	116	23	73	21	6	199	6.6
Burton	24	380	39	116	.336	57	68	.838	41	11	55	8	3	148	6.2
Recasner	71	1207	148	350	.423	51	58	.879	115	94	97	38	4	405	5.7
Barry	58	965	100	246	.407	37	46	.804	99	115	56	55	3	285	4.9
Norman	17	220	27	94	.287	4	12	.333	39	12	17	7	3	64	3.8
Lauderdale	35	180	49	89	.551	13	23	.565	43	12	39	1	9	111	3.2
Boyce	22	154	21	63	.333	11	22	.500	15	13	17	10	4	55	2.5
Hancock (TOT)	24	133	16	35	.457	10	14	.714	18	12	15	9	1	42	1.8
Hancock (ATL)	14	86	13	27	.481	8	12	.667	13	7	6	7	1	34	2.4
Newbill	72	850	40	91	.440	20	52	.385	204	24	115	28	15	100	1.4
Alston	2	11	0	5	.000	0	2	.000	4	0	0	0	0	0	0.0
Miller	1	14	0	5	.000	0	0	—	7	0	2	0	0	0	0.0

3-pt. field goals: Atlanta 659-1834 (.359) - Smith 130-388 (.335), Laettner 31-88 (.352), Blaylock 221-604 (.366), Corbin 74-208 (.356), James 76-181 (.420), Burton 13-46 (.283), Recasner 58-140 (.414), Barry 48-124 (.387), Norman 6-38 (.158), Lauderdale 0-1 (.000), Boyce 2-16 (.125). Opponents 485-1399 (.347).

### RESULTS

Date	Opponent	W/L	Atl.	Opp.	Record
11/1	at Miami	L	81	94	0-1
11/2	DETROIT	L	78	90	0-2
11/4	at Portland	W	94	76	1-2
11/5	at Seattle	W	117	95	2-2
11/7	at Sacramento	L	91	87	3-2
11/10	at LA Lakers	L	85	92	3-3
11/12	CLEVELAND	W	87	83	4-3
11/13	at Boston	L	85	103	4-4
11/15	MIAMI	W	85	77	5-4
11/16	at Chicago	L	69	97	5-5
11/19	at Cleveland	L	63	73	5-6
11/21	at Milwaukee	W	73	65	6-6
11/23	at Toronto	W	91	88	7-6
11/26	VANCOUVER	W	101	80	8-6
11/27	at Orlando	L	75	79	8-7
11/29	WASHINGTON	W	110	81	9-7
12/3	BOSTON	W	105	95	10-7
12/4	at Detroit	L	90	100	10-8
12/7	TORONTO	W	101	75	11-8
12/10	DENVER	W	89	88	12-8
12/14	PHILADELPHIA	W	106	81	13-8
12/17	@Dallas	W	109	73	14-8
12/20	NEW JERSEY	W	109	95	15-8
12/21	at Charlotte	L	93	98	15-9
12/23	at New York	L	76	82	15-10
12/26	CHICAGO	W	108	103	16-10
12/28	at Wash. (Balt.)	L	86	97	16-11
1/3	BOSTON	W	105	95	17-11
1/4	NEW YORK	W	88	71	18-11
1/7	(#) PHOENIX	W	105	103	19-11
1/9	(#) at Orlando	W	97	92	20-11
1/11	(#) SAN ANTONIO	W	87	82	21-11
1/13	at Cleveland	W	93	79	22-11
1/14	MINNESOTA	W	95	93	23-11
1/16	ORLANDO	W	78	67	24-11
1/18	MILWAUKEE	W	94	71	25-11
1/20	CHARLOTTE	W	106	97	26-11
1/21	at Miami	L	91	94	26-12
1/24	(#) WASHINGTON	W	117	105	27-12
1/25	BOSTON	W	95	90	28-12
1/28	at LA Clippers	W	112	96	29-12
1/30	at Utah	L	96	102	29-13
1/31	at Vancouver	W	87	76	30-13

#### ATLANTA

Most points: 136 vs. Philadelphia (4/19)  
Least points: 63 at Cleveland (11/19)

(#, overtime; #2, double OT; #3, three OT; #4, four OT)

Date	Opponent	W/L	Atl.	Opp.	Record
2/2	at Denver	L	104	115	30-14
2/4	at Golden State	W	107	85	31-14
2/5	at Phoenix	L	81	99	31-15
ALL-STAR BREAK					
2/12	TORONTO	W	106	84	32-15
2/14	CHICAGO	L	88	89	32-16
2/15	at San Antonio	W	109	89	33-16
2/17	at Houston	L	98	127	33-17
2/19	INDIANA	W	100	87	34-17
2/21	HOUSTON	W	76	74	35-17
2/22	CHARLOTTE	L	92	93	35-18
2/24	GOLDEN STATE	W	106	100	36-18
2/26	at Milwaukee	W	79	72	37-18
2/28	LA LAKERS	W	86	75	38-18
3/2	at Detroit	L	75	82	38-19
3/4	CLEVELAND	W	93	88	39-19
3/6	at Philadelphia	W	117	104	40-19
3/7	MILWAUKEE	W	90	80	41-19
3/9	at Boston	W	114	90	42-19
3/11	UTAH	W	106	99	43-19
3/12	at Indiana	L	82	92	43-20
3/14	SEATTLE	L	91	97	43-21
3/15	at Chicago	L	79	99	43-22
3/17	(#) ORLANDO	W	112	107	44-22
3/19	INDIANA	W	107	95	45-22
3/21	DALLAS	W	93	72	46-22
3/23	at Toronto	W	90	79	47-22
3/25	PORTLAND	W	96	89	48-22
3/27	LA CLIPPERS	W	103	88	49-22
3/29	SACRAMENTO	W	88	74	50-22
4/2	at Charlotte	L	84	95	50-23
4/4	DETROIT	W	103	89	51-23
4/5	NEW YORK	L	97	102	51-24
4/9	at Philadelphia	W	116	101	52-24
4/11	at Indiana	W	104	92	53-24
4/12	at Minnesota	W	80	66	54-24
4/15	NEW JERSEY	W	109	101	55-24
4/16	at New York	L	92	96	55-25
4/19	PHILADELPHIA	W	136	104	56-25
4/20	at New Jersey	L	92	108	56-26

#### OPPONENT

Most points: 127 (Houston, 2/17)  
Least points: 65 (Milwaukee, 11/21)



## YEARLY RESULTS: 1997 - 98

50-32 OVERALL (29-12 at home, 21-20 on the road)

### SEASON STATS

	G	Min	FGM	FGA	Pct	FTM	FTA	Pct	Reb	Asst	PF	Stl	Bk	Pts	Avg
Smith	73	2857	489	1101	.444	389	455	.855	309	292	219	75	29	1464	20.1
Henderson	69	2000	365	753	.485	253	388	.652	442	73	175	42	36	986	14.3
Laettner	74	2282	354	730	.485	306	354	.864	487	190	246	71	73	1020	13.8
Mutombo	82	2917	399	743	.537	303	452	.670	932	82	254	34	277	1101	13.4
Blaylock	70	2700	368	938	.392	95	134	.709	341	469	122	183	21	921	13.2
Corbin	79	2699	328	747	.439	101	128	.789	362	173	197	105	7	806	10.2
Recasner	59	1454	206	452	.456	74	79	.937	142	117	94	41	1	548	9.3
Gray	30	472	77	202	.381	55	65	.846	45	34	73	15	11	227	7.6
Daniels (TOT)	6	82	12	29	.414	8	10	.800	7	4	4	3	2	34	5.7
Brown	77	1202	161	372	.433	63	87	.724	183	55	100	23	13	387	5.0
Crawford	40	256	46	110	.418	57	68	.838	41	9	27	12	7	150	3.8
Oliver	5	61	7	19	.368	1	4	.250	9	2	4	1	0	15	3.0
Miller	37	228	29	52	.558	21	39	.538	70	3	41	15	3	79	2.1
Barry	27	256	18	38	.474	11	13	.846	35	49	28	10	1	56	2.1
Anderson	50	398	36	81	.444	16	41	.390	118	15	85	19	10	88	1.8
Livingston	12	82	3	12	.250	4	5	.800	6	5	6	7	2	10	0.8
Whiteside	3	16	1	2	.500	0	2	.000	1	1	0	0	0	2	0.7

3-pt. field goals: Atlanta 337-1016 (.332) - Smith 97-276 (.351), Henderson 3-6 (.500), Laettner 6-27 (.222), Blaylock 90-334 (.269), Corbin 49-141 (.348), Recasner 62-148 (.419), Gray 18-46 (.391), Daniels 2-9 (.222), Brown 2-8 (.250), Crawford 1-3 (.333), Barry 9-21 (.429), Anderson 0-5 (.000), Whiteside 0-1 (.000). Opponents 348-1017 (.342).

### RESULTS

(#, overtime; #2, double OT; #3, three OT; #4, four OT)

Date	Opponent	W/L	Atl.	Opp.	Record
10/31	at Orlando	W	105	99	1-0
11/1	(T) TORONTO	W	90	85	2-0
11/4	(D) DETROIT	W	82	71	3-0
11/5	at Philadelphia	W	93	88	4-0
11/7	(D) CHICAGO	W	80	78	5-0
11/8	(#) at Cleveland	W	99	97	6-0
11/11	(D) SEATTLE	W	89	87	7-0
11/12	at Indiana	W	89	86	8-0
11/14	(D) SACRAMENTO	W	104	103	9-0
11/16	(T) LA CLIPPERS	W	89	83	10-0
11/18	(D)# WASHINGTON	W	88	89	11-0
11/20	(D) NEW YORK	L	75	100	11-1
11/22	at Detroit	L	85	87	11-2
11/26	(#2) at Toronto	W	109	104	12-2
11/29	(D) CHARLOTTE	W	98	80	13-2
11/30	(D) SAN ANTONIO	W	108	96	14-2
12/2	at Dallas	W	112	79	15-2
12/4	at Houston	L	87	94	15-3
12/9	(T) MIAMI	L	81	97	15-4
12/11	at Phoenix	L	78	94	15-5
12/12	at LA Clippers	W	83	74	16-5
12/14	at Sacramento	W	93	89	17-5
12/15	at Portland	W	99	90	18-5
12/17	(D) CLEVELAND	W	94	83	19-5
12/19	(D) LA LAKERS	L	96	98	19-6
12/20	at Miami	L	92	99	19-7
12/22	(D) UTAH	L	94	101	19-8
12/26	(#) at Milwaukee	L	99	99	19-9
12/27	at Chicago	L	90	97	19-10
1/2	at LA Lakers	L	106	116	19-11
1/3	at Utah	L	82	97	19-12
1/7	at Golden State	W	106	86	20-12
1/9	(T) WASHINGTON	W	82	77	21-12
1/11	(#) at Washington	W	107	102	22-12
1/13	at New York	W	91	89	23-12
1/14	(T) DALLAS	W	108	82	24-12
1/16	(T) GOLDEN STATE	W	102	89	25-12
1/1					



## YEARLY RESULTS: 1998 - 99

31-19 OVERALL (16-9 at home, 15-10 on the road)

### SEASON STATS

	G	Min	FGM	FGA	Pct	FTM	FTA	Pct	Reb	Asst	PF	Stl	Blk	Pts	Avg
Smith	36	1314	217	540	.402	191	225	.849	151	118	100	36	11	672	18.7
Blaylock	48	1763	247	651	.379	69	91	.758	224	278	61	99	9	640	13.3
Henderson	38	1142	187	423	.442	100	149	.671	250	28	96	33	19	474	12.5
Mutombo	50	1829	173	338	.512	195	285	.684	610	57	145	16	147	541	10.8
Ellis	20	539	80	190	.421	43	61	.705	109	18	48	8	7	204	10.2
Long	50	1380	151	359	.421	184	235	.783	296	53	143	57	16	489	9.8
Corbin	47	1066	131	335	.391	52	80	.650	145	43	74	31	7	352	7.5
Crawford	42	784	110	255	.431	57	70	.814	90	24	106	10	13	288	6.9
Johnson	49	885	91	225	.404	57	82	.695	75	107	67	35	7	244	5.0
Gray	30	337	53	182	.291	28	37	.757	28	12	30	12	1	146	4.9
McLeod	34	348	62	163	.380	37	45	.822	50	14	24	2	1	162	4.4
Sheppard	18	185	15	39	.385	8	13	.615	22	16	12	3	0	40	2.2
Williams	2	4	0	1	.000	3	4	.750	0	1	0	0	0	3	1.5
West	49	499	22	59	.373	16	45	.356	125	13	81	4	22	60	1.2

3-pt. field goals: Atlanta 197-644 (.306) - Smith 47-139 (.338), Blaylock 77-251 (.307), Henderson 0-1 (.000), Ellis 1-5 (.200), Long 3-18 (.167), Corbin 38-119 (.319), Crawford 11-33 (.333), Johnson 5-19 (.263), Gray 12-42 (.286), McLeod 1-10 (.100), Sheppard 2-7 (.286). Opponents 190-634 (.300).

### RESULTS

Date	Opponent	W/L	Ati.	Opp.	Record
2/5	(D) CLEVELAND	W	100	83	1-0
2/6	(D) NEW JERSEY	W	111	106	2-0
2/7	at New Jersey	L	69	79	2-1
2/9	at Chicago	W	87	71	3-1
2/11	(T) CHARLOTTE	W	100	88	4-1
2/14	at Philadelphia	L	70	78	4-2
2/16	at Chicago	W	83	67	5-2
2/19	(T)(#) ORLANDO	L	94	99	5-3
2/20	at Philadelphia	W	76	69	6-3
2/22	(T) CHICAGO	L	68	77	6-4
2/23	at Dallas	L	85	89	6-5
2/25	at Houston	W	93	87	7-5
2/27	at LA Clippers	W	103	74	8-5
3/1	at Orlando	L	67	70	8-6
3/2	(T) WASHINGTON	L	77	97	8-7
3/4	(T) TORONTO	L	77	86	8-8
3/8	at Orlando	W	114	110	9-8
3/10	at Miami	L	77	88	9-9
3/11	(T) BOSTON	W	99	85	10-9
3/13	(T) TORONTO	W	86	75	11-9
3/14	at Detroit	W	85	72	12-9
3/16	at Indiana	W	85	79	13-9
3/17	(D) MIAMI	L	85	86	13-10
3/19	(D) PHOENIX	W	93	85	14-10
3/20	(D) MILWAUKEE	L	77	83	14-11
3/22	at New York	W	80	71	15-11
3/24	(D) INDIANA	W	103	102	16-11
3/26	(D) CHICAGO	W	93	81	17-11
3/27	(D)(#) PHILADELPHIA	W	103	99	18-11
3/29	at Indiana	W	83	82	19-11
3/30	(D) DETROIT	L	77	93	19-12

(#, overtime; #2, double OT; #3, three OT; #4, four OT)

Date	Opponent	W/L	Ati.	Opp.	Record
4/1	at New Jersey	L	85	90	19-13
4/2	(T) VANCOUVER	W	84	81	20-13
4/4	(T) CHARLOTTE	W	85	83	21-13
4/5	at Charlotte	W	77	71	22-13
4/7	at Detroit	L	82	89	22-14
4/9	(D) NEW YORK	L	78	86	22-15
4/10	at Cleveland	L	67	81	22-16
4/13	at Milwaukee	L	84	91	22-17
4/14	at Boston	W	77	70	23-17
4/16	(D) ORLANDO	W	91	79	24-17
4/20	at Toronto	W	103	81	25-17
4/22	(T) BOSTON	W	106	94	26-17
4/23	at Washington	W	89	78	27-17
4/25	(T) MILWAUKEE	W	85	70	28-17
4/28	(D) NEW YORK	W	76	73	29-17
4/30	(D)(#) INDIANA	L	90	92	29-18
5/2	at Cleveland	W	76	65	30-18
5/4	at Miami	L	79	93	30-19
5/5	(D) WASHINGTON	W	100	92	31-19

(D) at Georgia Dome  
(T) at Georgia Tech

#### ATLANTA

Most points: 114 at Orlando (3/8)  
Least points: 67 (two times)

#### OPPONENT

Most points: 110 (Orlando, 3/8)  
Least points: 65 (Cleveland, 5/2)



## YEARLY RESULTS: 1999 - 2000

28-54 OVERALL (21-20 at home, 7-34 on the road)

### SEASON STATS

	G	Min	FGM	FGA	Pct	FTM	FTA	Pct	Reb	Asst	PF	Stl	Blk	Pts	Avg
Rider	60	2084	449	1072	.419	204	260	.785	258	219	132	41	6	1158	19.3
Jackson	79	2767	507	1235	.411	186	212	.877	394	230	167	57	10	1317	16.7
Henderson	82	2775	429	930	.461	224	334	.671	571	77	233	81	54	1083	13.2
Mutombo	82	2984	322	573	.562	298	421	.708	1157	105	248	27	269	942	11.5
Ellis	58	1309	209	464	.450	66	95	.695	290	59	133	32	25	487	8.4
Terry	81	1888	249	600	.415	113	140	.807	166	346	133	90	10	657	8.1
Coles	80	1924	276	607	.455	85	104	.817	172	290	178	58	11	645	8.1
McLeod	44	860	131	332	.395	54	70	.771	138	52	84	16	5	318	7.2
Glover	30	446	66	171	.386	51	70	.729	38	27	28	15	4	195	6.5
Wright	75	1205	180	361	.499	87	135	.644	305	21	203	29	40	448	6.0
Crawford	55	668	91	229	.397	63	81	.778	99	33	83	17	16	252	4.6
Bowdler	46	423	49	115	.426	24	38	.632	85	14	46	14	9	122	2.7
Barry (TOT)	16	159	15	33	.455	4	5	.800	12	33	23	2	0	41	2.6
Barry (ATL)	8	74	6	15	.400	3	3	1.000	4	16	9	0	0	19	2.4
Johnson	38	423	36	103	.350	19	24	.792	39	59	41	23	2	92	2.4

3-pt. field goals: Atlanta 258-814 (.317) - Rider 56-180 (.311), Jackson 117-303 (.386), Henderson 1-10 (.100), Ellis 3-21 (.143), Terry 46-157 (.293), Coles 8-39 (.205), McLeod 2-13 (.154), Glover 12-45 (.267), Wright 1-3 (.333), Crawford 7-27 (.259), Bowdler 0-1 (.000), Barry 7-18 (.389), Johnson 1-6 (.167). Opponents 373-1015 (.367).

### RESULTS

Date	Opponent	W/L	Ati.	Opp.	Record
11/2	at Washington	L	87	94	0-1
11/4	MILWAUKEE	L	109	119	0-2
11/6	CHICAGO	W	113	97	1-2
11/8	at Denver	L	100	115	1-3
11/10	(#) at Vancouver	L	97	102	1-4
11/13	at Portland	L	95	131	1-5
11/14	at LA Lakers	L	88	95	1-6
11/16	CHARLOTTE	W	103	98	2-6
11/19	at Indiana	W	105	99	3-6
11/20	ORLANDO	L	103	107	3-7
11/23	MIAMI	W	113	106	4-7
11/24	at Miami	L	91	93	4-8
11/26	at Detroit	L	91	93	4-9
11/27	BOSTON	W	94	84	5-9
11/30	at Toronto	W	107	89	6-9
12/2	SACRAMENTO	W	110	100	7-9
12/4	DETROIT	W	112	110	8-9
12/8	LA CLIPPERS	W	99	81	9-9
12/10	GOLDEN STATE	L	99	107	9-10
12/11	at Cleveland	L	116	127	9-11
12/14	MINNESOTA	W	105	94	10-11
12/16	LA LAKERS	L	88	95	10-12
12/18	UTAH	L	96	106	10-13
12/19	at New Jersey	L	88	96	10-14
12/22	at Boston	L	81	98	10-15
12/23	CLEVELAND	W	108	90	11-15
12/27	at Charlotte	L	104	108	11-16
12/29	INDIANA	L	89	116	11-17
12/30	(#) at Detroit	L	105	106	11-18
1/4	at Milwaukee	L	113	116	11-19
1/5	DETROIT	L	108	120	11-20
1/7	TORONTO	W	105	97	12-20
1/8	at Dallas	L	85	95	12-21
1/14	at Chicago	W	89	83	13-21
1/15	PHILADELPHIA	L	98	101	13-22
1/17	MILWAUKEE	L	101	107	13-23
1/19	at Philadelphia	L	89	107	13-24
1/21	at Miami	L	79	101	13-25
1/22	WASHINGTON	W	111	93	14-25
1/25	CHICAGO	W	96	89	15-25
1/28	(#) NEW YORK	W	98	96	16-25
1/29	(#) at Orlando	L	87	103	16-26

(#, overtime; #2, double OT; #3, three OT; #4, four OT)

Date	Opponent	W/L	Ati.	Opp.	Record
2/2	at New Jersey	W	97	89	17-26
2/4	PORTLAND	L	90	97	17-27
2/5	at Cleveland	W	102	94	18-27
2/8	at Toronto	L	88	109	18-28
2/9	HOUSTON	W	116	100	19-28
ALL-STAR BREAK					
2/15	NEW JERSEY	W	103	86	20-28
2/18	at Phoenix	L	73	85	20-29
2/21	at Utah	L	94	96	20-30
2/23	at Sacramento	W	100	94	21-30
2/25	at Seattle	W	95	87	22-30
2/26	at LA Clippers	L	77	78	22-31
2/28	at Golden State	L	75	80	22-32
3/1	WASHINGTON	L	83	102	22-33
3/3	NEW YORK	W	83	70	23-33
3/4	SEATTLE	L	81	93	23-34
3/6	at Milwaukee	L	78	111	23-35
3/7	at Chicago	L	82	89	23-36
3/9	SAN ANTONIO	L	79	105	23-37
3/11	VANCOUVER	W	91	86	24-37
3/14	at San Antonio	L	79	94	24-38
3/15	INDIANA	L	107	113	24-39
3/17	BOSTON	L	90	114	24-40
3/19	DALLAS	L	85	89	24-41
3/21	MIAMI	W	82	77	25-41
3/22	at Orlando	L	90	103	25-42
3/24	at New York	L	83	95	25-43
3/25	CHARLOTTE	L	70	86	25-44
3/28	DENVER	W	116	111	26-44
3/30	PHOENIX	L	74	118	26-45
4/1	at Houston	L	93	115	26-46
4/4	(#) at Minnesota	L	76	86	26-47
4/5	at Philadelphia	L	86	107	26-48
4/7	TORONTO	L	84	104	26-49
4/8	at Washington	L	98	108	26-50
4/10	at Boston	L	94	99	26-51
4/12	at Charlotte	L	87	119	26-52
4/14	PHILADELPHIA	L	92	104	26-53
4/16	PHILADELPHIA	W	104	101	27-53
4/18	(#2) NEW JERSEY	W	111	109	28-53
4/19					



## YEARLY RESULTS: 2000 - 01

25-57 OVERALL (18-23 at home, 7-34 on the road)

### SEASON STATS

	G	Min	FGM	FGA	Pct	FTM	FTA	Pct	Reb	Asst	PF	Stl	Blk	Pts	Avg
Terry	82	3089	596	1367	.436	303	358	.846	269	403	204	104	12	1619	19.7
Jackson	17	552	77	212	.357	73	85	.859	79	50	42	19	4	243	14.3
Ratliff (TOT)	50	1800	228	457	.499	165	217	.760	413	58	165	30	187	621	12.4
Wright	71	1988	363	811	.448	155	216	.718	535	87	232	42	63	881	12.4
Kukoc (TOT)	65	1597	275	582	.473	101	160	.631	259	199	98	48	11	721	11.1
Kukoc (ATL)	17	618	124	252	.492	49	72	.681	97	106	36	13	5	335	19.7
Henderson	73	1810	298	671	.444	173	271	.638	180	50	164	51	29	769	10.5
McLeod	34	907	144	330	.436	45	51	.882	118	58	88	23	8	335	9.9
Mutombo	49	1716	169	354	.477	107	154	.695	693	54	139	20	137	445	9.1
Mohammed (TOT)	58	912	176	369	.477	89	126	.706	307	19	113	29	35	441	7.6
Moham. (ATL)	28	716	135	281	.480	75	98	.765	252	17	73	23	28	345	12.3
Crawford	47	901	122	270	.452	68	83	.819	110	37	117	21	16	318	6.8
Maloney	55	1403	146	348	.420	26	34	.765	117	154	94	56	5	369	6.7
Knight (TOT)	53	1457	139	371	.375	54	66	.818	168	311	155	101	4	333	6.3
Knight (ATL)	47	1364	137	356	.385	49	60	.817	161	286	138	95	3	324	6.9
Glover	57	929	141	336	.420	47	69	.881	131	69	92	49	10	338	5.9
Robinson (TOT)	34	632	67	184	.364	21	24	.875	87	36	46	28	2	199	5.9
Robinson (ATL)	33	631	67	184	.364	21	24	.875	87	36	46	28	2	199	6.0
D. Johnson	78	1313	146	390	.374	64	87	.736	178	64	134	43	30	397	5.1
Mottola	73	989	123	277	.444	73	90	.811	174	25	163	11	9	319	4.4
Bowdler	44	375	53	114	.465	33	40	.825	77	4	45	10	21	140	3.2
Smith	6	78	8	23	.348	1	2	.500	3	10	12	7	0	17	2.8
A. Johnson	25	279	26	71	.366	12	17	.706	23	34	41	17	5	64	2.6
Miller	2	6	1	2	.500	0	0	—	2	0	0	0	0	2	0.0
Bowman	3	19	0	2	.000	0	0	—	2	7	0	0	0	0	0.0
Colson	3	14	0	5	.000	0	0	—	3	0	0	0	0	0	0.0
Panko	1	1	0	0	—	0	0	—	0	0	0	0	0	0	0.0
Sanchez	5	34	0	7	.000	0	0	—	1	5	3	2	0	0	0.0

3-pt. field goals: Atlanta 333-933 (.357) - Terry 124-314 (.395), Jackson 16-38 (.421), Wright 0-2 (.000), Kukoc 38-79 (.481), Henderson 0-1 (.000), McLeod 2-21 (.095), Mohammed 0-1 (.000), Crawford 6-22 (.273), Maloney 51-142 (.359), Knight 1-10 (.100), Glover 9-46 (.196), Robinson 44-116 (.379), D. Johnson 41-127 (.323), Mottola 0-3 (.000), Bowdler 1-5 (.200), Smith 0-2 (.000), A. Johnson 0-3 (.000), Colson 0-1 (.000), Opponents 396-1080 (.367).

### RESULTS

Date	Opponent	W/L	Att.	Opp.	Record
10/31	CHARLOTTE	L	82	106	0-1
11/2	at New York	L	69	94	0-2
11/4	ORLANDO	L	104	107	0-3
11/6	at Vancouver	L	87	97	0-4
11/7	at Portland	L	88	97	0-5
11/9	at Phoenix	L	79	88	0-6
11/10	at LA Clippers	L	106	115	0-7
11/14	PORTLAND	W	99	97	1-7
11/15	at Milwaukee	L	74	84	1-8
11/17	at Boston	L	99	106	1-9
11/18	MINNESOTA	L	84	94	1-10
11/22	NEW YORK	W	78	74	2-10
11/24	PHILADELPHIA	L	67	76	2-11
11/25	at Orlando	L	92	114	2-12
11/28	at Washington	W	102	75	3-12
11/30	CHICAGO	L	82	91	3-13
12/2	MILWAUKEE	W	101	94	4-13
12/5	MIAMI	L	92	100	4-14
12/8	at Miami	L	76	80	4-15
12/9	at Cleveland	L	90	97	4-16
12/12	SACRAMENTO	W	107	99	5-16
12/13	at Detroit	L	69	92	5-17
12/15	at Chicago	W	85	74	6-17
12/16	NEW JERSEY	L	83	89	6-18
12/19	NEW YORK	W	87	77	7-18
12/22	at Toronto	W	78	72	8-18
12/23	INDIANA	W	91	87	9-18
12/26	at New Jersey	W	81	76	10-18
12/28	at Minnesota	L	81	88	10-19
12/29	CLEVELAND	L	85	97	10-20
1/2	BOSTON	W	92	81	11-20
1/3	at Philadelphia	L	80	98	11-21
1/6	ORLANDO	W	83	82	12-21
1/9	SEATTLE	L	86	95	12-22
1/11	GOLDEN STATE	W	107	96	13-22
1/13	LA CLIPPERS	W	108	88	14-22
1/15	NEW JERSEY	L	78	84	14-23
1/18	at Indiana	L	76	84	14-24
1/21	at Washington	L	90	94	14-25
1/23	at Boston	L	82	83	14-26
1/26	WASHINGTON	L	99	106	14-27

**ATLANTA**  
Most points: 124 vs. Detroit (4/14)  
Least points: 65 at New York (4/13)



## YEARLY RESULTS: 2001 - 02

33-49 OVERALL (23-18 at home, 10-31 on the road)

### SEASON STATS

	G	Min	FGM	FGA	Pct	FTM	FTA	Pct	Reb	Asst	PF	Stl	Blk	Pts	Avg
Abdur-Rahim	77	2980	598	1297	.461	419	523	.801	696	239	214	98	81	1636	21.2
Terry	78	2967	524	1219	.430	284	340	.835	270	444	156	144	13	1504	19.3
Kukoc	59	1494	211	504	.419	109	153	.712	218	210	91	48	17	584	9.9
Mohammed	82	2168	329	713	.461	137	222	.617	651	33	252	63	61	795	9.7
Glover	55	1156	192	456	.421	78	103	.757	169	84	89	45	14	492	8.9
Ratliff	3	82	10	20	.500	6	11	.545	16	1	8	1	8	26	8.7
Johnson	72	1273	214	540	.396	85	105	.810	247	81	163	62	56	602	8.4
Newble	42	1273	131	263	.498	75	88	.852	222	45	117	38	20	338	8.0
Crawford	7	131	21	45	.467	11	15	.733	25	5	21	2	5	53	7.6
Davis	28	774	70	198	.354	16	18	.889	74	68	68	27	5	185	6.6
Vaughn	82	1856	206	438	.470	104	126	.825	168	349	183	65	2	540	6.6
Henderson	26	422	59	116	.509	24	45	.533	97	11	40	11	15	143	5.5
Mottola	82	1371	169	384	.440	57	76	.750	268	50	174	20	19	396	4.8
Strickland	46	654	91	204	.446	25	44	.568	131	20	48	19	17	208	4.5
Bowdler	52	585	61	174	.351	39	47	.830	110	11	64	18	15	162	3.1
Smith	14	100	10	26	.385	11	17	.647	31	3	12	5	1	31	2.2

3-pt. field goals: Atlanta 423-1194 (.354) - Abdur-Rahim 21-70 (.300), Terry 172-444 (.387), Kukoc 53-171 (.310), Mohammed 0-1 (.000), Glover 30-91 (.330), Johnson 89-247 (.360), Newble 1-7 (.143), Crawford 0-1 (.000), Davis 29-85 (.341), Vaughn 24-54 (.444), Henderson 1-1 (.1000), Mottola 1-13 (.077), Strickland 1-4 (.250), Bowdler 1-5 (.200), Opponents 472-1329 (.355).

### RESULTS

Date	Opponent	W/L	Att.	Opp.	Record
10/30 (#)	at Houston	L	84	89	0-1
11/1	WASHINGTON	L	88	98	0-2
11/3	MIAMI	W	90	83	1-2
11/5	at LA Clippers	L	86	109	1-3
11/7	at Utah	L	89	96	1-4
11/8	at Phoenix	L	80	108	1-5
11/10	at San Antonio	L	88	110	1-6
11/14	UTAH	W	111	79	2-6
11/16	at Philadelphia	L	78	98	2-7
11/17	BOSTON	W	112	103	3-7
11/20	at Indiana	L	102	106	3-8
11/21	at Boston	W	92	85	4-8
11/23	DETROIT	W	106	99	5-8
11/24	at Milwaukee	L	88	95	5-9
11/26	at New York	L	83	88	5-10
11/28	NEW YORK	L	100	105	5-11
11/29	at Cleveland	W	105	96	6-11
12/1	TORONTO	L	103	104	6-12
12/5	SAN ANTONIO	L	112	120	6-13
12/7	at Orlando	L	94	129	6-14
12/8	ORLANDO	W	107	104	7-14
12/11	PHILADELPHIA	W	89	87	8-14
12/15	at Chicago	W	80	79	9-14
12/18	INDIANA	L	100	103	9-15
12/19	at Washington	L	76	103	9-16
12/21	at Philadelphia	L	83	94	9-17
12/22	CHARLOTTE	W	101	88	10-17
12/26	at Milwaukee	L	97	107	10-18
12/27	MIAMI	W	100	96	11-18
12/29	at Dallas	L	97	113	11-19
1/4	at Memphis	W	113	109	12-19
1/5	MINNESOTA	L	96	112	12-20
1/8	PORTLAND	W	101	92	13-20
1/9	at Charlotte	L	87	111	13-21
1/11 (#)	at Toronto	L	91	94	13-22
1/12	BOSTON	L	91	115	13-23
1/15	DALLAS	L	107	116	13-24
1/17	CHICAGO	L	91	94	13-25
1/19	MILWAUKEE	L	107	116	13-26
1/21	HOUSTON	W	95	91	14-26
1/22	at Orlando	L	86	100	14-27

**ATLANTA**  
Most points: 128 vs. Cleveland (4/13)  
Least points: 68 at Indiana (3/17)

(#, overtime; #2, double OT; #3, three OT; #4, four OT)

Date	Opponent	W/L	Att.	Opp.	Record
1/25	DETROIT	L	90	107	14-28
1/26	at Minnesota	L	80	103	14-29
1/29	LA LAKERS	L	93	127	14-30
1/30	at Detroit	L	71	88	14-31
2/1	at Washington	L	90	97	14-32
2/2	LA CLIPPERS	W	101	94	15-32
2/5	at Miami	W	76	73	16-32
2/7	at New York	L	89	92	16-33
ALL-STAR BREAK					
2/12	NEW JERSEY	W	105	103	17-33
2/15	at LA Lakers	W	93	90	18-33
2/17	at Golden State	W	100	94	19-33
2/19	at Sacramento	L	79	99	19-34
2/21	at Portland	L	79	94	19-35
2/22	at Seattle	L	96	99	19-36
2/24	at Denver	W	89	84	20-36
2/27	SEATTLE	L	81	98	20-37
3/2	CLEVELAND	W	84	81	21-37
3/4	MEMPHIS	W	95	76	22-



## YEARLY RESULTS: 2002 - 03

35-47 OVERALL (26-15 at home, 9-32 on the road)

### SEASON STATS

	G	Min	FGM	FGA	Pct	FTM	FTA	Pct	Reb	Asst	PF	Stl	Bk	Pts	Avg
Robinson	69	2591	539	1248	.432	268	306	.876	457	205	183	91	26	1436	20.8
Abdur-Rahim	81	3087	566	1183	.478	455	541	.841	677	242	240	76	38	1608	19.9
Terry	81	3081	488	1141	.428	259	292	.887	279	600	175	126	14	1395	17.2
Glover	76	1890	277	648	.427	127	162	.784	282	141	146	71	15	737	9.7
Ratliff	81	2518	276	595	.464	154	214	.720	607	73	271	56	262	706	8.7
Newble	73	1931	231	467	.495	70	90	.778	271	99	174	50	26	564	7.7
Wilks	15	364	29	81	.358	21	29	.724	41	42	38	16	1	85	5.7
Henderson	82	1494	153	327	.468	88	138	.638	398	41	168	33	32	394	4.8
Crawford	5	38	8	13	.615	7	8	.875	7	1	7	2	3	24	4.8
Mohammed	35	445	67	159	.421	26	41	.634	129	6	79	16	21	160	4.6
Benjamin	9	152	13	43	.302	12	16	.750	31	10	20	1	2	40	4.4
Davis	24	340	32	88	.364	17	22	.773	43	36	28	12	2	88	3.7
Dickau	50	515	70	170	.412	21	26	.808	43	85	66	14	2	183	3.7
Ham	75	926	71	159	.447	38	79	.481	153	38	127	16	19	180	2.4
Jackson (TOT)	53	559	40	110	.364	40	55	.727	57	74	51	19	6	121	2.3
Jackson (ATL)	29	273	19	42	.452	17	28	.607	32	35	27	10	3	55	1.9
Moore (TOT)	8	43	5	13	.385	8	10	.800	8	3	7	0	4	18	2.3
Moore (ATL)	5	31	5	12	.417	8	10	.800	7	3	1	0	2	18	3.6
Maloney	14	103	8	25	.320	3	5	.600	7	17	9	4	0	24	1.7
Harvey	4	32	2	5	.400	0	0	—	6	0	7	1	4	4	1.0
McCaskill	11	70	4	17	.235	3	4	.750	22	5	13	3	1	11	1.0
Williams	6	19	1	7	.143	0	0	—	2	0	4	2	0	2	0.3
Shirley	2	5	0	4	.000	0	0	—	1	0	0	0	0	0	0.0

3-pt. field goals: Atlanta 402-1141 (.352) - Robinson 90-263 (.342), Abdur-Rahim 21-60 (.350), Terry 160-431 (.371), Glover 56-158 (.354), Newble 32-84 (.381), Wilks 6-17 (.353), Henderson 0-2 (.000), Crawford 1-3 (.333), Benjamin 2-13 (.154), Davis 7-29 (.241), Dickau 22-61 (.361), Ham 0-3 (.000), Jackson 0-1 (.000), Maloney 5-15 (.333), Williams 0-1 (.000). Opponents 446-1243 (.359).

### RESULTS

Date	Opponent	W/L	Atl.	Opp.	Record
10/30	at New Jersey	L	94	105	0-1
10/31	UTAH	W	105	98	1-1
11/2	CHICAGO	W	98	92	2-1
11/5	at Denver	W	103	87	3-1
11/6	at Phoenix	L	88	93	3-2
11/8	at Utah	L	97	110	3-3
11/10	at Sacramento	L	97	105	3-4
11/12	at L.A. Lakers	W	95	83	4-4
11/16	NEW ORLEANS	W	89	82	5-4
11/18	TORONTO	W	117	92	6-4
11/20	MINNESOTA	L	93	103	6-5
11/22	(#2) at Boston	L	98	105	6-6
11/23	BOSTON	L	99	109	6-7
11/26	(#) SEATTLE	W	119	116	7-7
11/27	at New Orleans	L	94	106	7-8
11/29	(#) MIAMI	W	100	94	8-8
11/30	at Orlando	L	92	117	8-9
12/3	at New Jersey	L	72	87	8-10
12/5	MILWAUKEE	W	98	80	9-10
12/7	DETROIT	W	94	92	10-10
12/11	at Detroit	L	80	91	10-11
12/12	at Minnesota	L	95	113	10-12
12/14	PHOENIX	L	88	102	10-13
12/17	WASHINGTON	L	99	109	10-14
12/20	at Houston	L	82	101	10-15
12/21	PHILADELPHIA	W	79	77	11-15
12/23	at Indiana	L	97	112	11-16
12/27	SAN ANTONIO	W	81	79	12-16
12/28	at Washington	L	76	84	12-17
12/30	at Miami	L	84	93	12-18
1/1	MIAMI	L	73	107	12-19
1/4	DETROIT	L	86	90	12-20
1/6	NEW JERSEY	L	94	101	12-21
1/8	DALLAS	L	99	117	12-22
1/10	HOUSTON	W	84	75	13-22
1/11	NEW ORLEANS	W	87	80	14-22
1/14	at Milwaukee	L	88	97	14-23
1/15	at Boston	L	66	86	14-24
1/17	at San Antonio	L	93	106	14-25
1/18	NEW YORK	L	92	95	14-26
1/20	CHICAGO	L	102	115	14-27

#### ATLANTA

Most points: 119 vs. Seattle (11/26)  
Least points: 66 at Boston (1/15)

(#, overtime; #2, double OT; #3, three OT; #4, four OT)

Date	Opponent	W/L	Atl.	Opp.	Record
1/22	(#2) PORTLAND	L	110	112	14-28
1/24	SACRAMENTO	W	115	104	15-28
1/25	(#) at Cleveland	W	102	101	16-28
1/28	at New York	L	98	103	16-29
1/29	at Philadelphia	W	97	83	17-29
1/31	CLEVELAND	W	96	91	18-29
2/2	ORLANDO	W	97	89	19-29
2/3	at Miami	L	79	99	19-30
ALL-STAR BREAK					
2/11	GOLDEN STATE	L	113	116	19-31
2/12	at Toronto	L	96	97	19-32
2/14	(#) at Indiana	L	97	98	19-33
2/16	INDIANA	W	99	86	20-33
2/18	at Dallas	L	79	105	20-34
2/22	at L.A. Clippers	W	89	87	21-34
2/23	at Golden State	L	93	115	21-35
2/25	at Portland	L	86	89	21-36
2/26	at Seattle	L	76	93	21-37
2/28	at Chicago	W	110	88	22-37
3/2	at Milwaukee	L	93	120	22-38
3/4	DENVER	W	92	86	23-38
3/5	at Cleveland	W	111	105	24-38
3/8	TORONTO	L	98	107	24-39
3/10	L.A. CLIPPERS	W	95	86	25-39
3/12	MILWAUKEE	W	111	92	26-39
3/14	NEW YORK	W	107	104	27-39
3/16	at Memphis	L	92	124	27-40
3/18	at Chicago	L	78	103	27-41
3/19	at Toronto	L	86	87	27-42
3/21	at Philadelphia	W	114	105	28-42
3/22	INDIANA	W	92	89	29-42
3/25	L.A. LAKERS	L	91	108	29-43
3/26	(#) DETROIT	L	99	102	29-44
3/29	PHILADELPHIA	L	89	110	29-45
4/3	WASHINGTON	W	91	89	30-45
4/5	MEMPHIS	W	97	89	31-45
4/8	at New York	L	95	99	31-46
4/9	NEW JERSEY	W	97	92	32-46
4/11	CLEVELAND	W	109	89	33-46
4/12	at Washington	W	101	100	34-46
4/14	ORLANDO	W	100	86	35-46
4/16	at New Orleans	L	77	92	35-47

#### OPPONENT

Most points: 124 (Memphis, 3/16)  
Least points: 75 (Houston, 1/10)



## YEARLY RESULTS: 2003 - 04

28-54 OVERALL (18-23 at home, 10-31 on the road)

### SEASON STATS

	G	Min	FGM	FGA	Pct	FTM	FTA	Pct	Reb	Asst	PF	Stl	Bk	Pts	Avg
Abdur-Rahim	53	1956	383	790	.485	294	334	.880	495	127	147	44	19	1065	20.1
Wallace	1	42	8	24	.333	3	3	1.000	6	2	0	1	5	20	20.0
Jackson	80	2940	536	1261	.425	233	297	.785	370	244	216	142	20	1450	18.1
Terry	81	3018	499	1196	.417	215	260	.827	336	437	192	124	16	1359	16.8
Collier	20	545	79	165	.479	67	85	.788	111	17	71	11	11	226	11.3
Crawford	56	1207	211	471	.448	103	119	.866	175	45	131	37	20	569	10.2
Glover	55	1465	205	524	.391	110	142	.775	237	115	106	40	17	556	10.1
Ratliff	53	1648	171	373	.458	96	147	.653	381	51	189	30	166	438	8.3
Sura (TOT)	80	1663	202	485	.416	171	226	.757	326	233	158	62	14	596	7.5
Sura (ATL)	27	956	131	312	.420	123	157	.783	223	144	72	25	5	397	14.7
Mohammed	53	938	138	280	.493	69	110	.627	267	20	113	22	27	345	6.5
Person (TOT)	58	1037	126	314	.401	31	39	.795	117	66	38	19	9	338	5.8
Person (ATL)	9	132	13	39	.333	6	6	1.000	25	5	5	3	1	40	4.4
Nailon	27	300	63	138	.457	16	19	.842	63	17	48	10	7	142	5.3
Diaw	76	1919	140	313	.447	56	93	.602	342	182	191	59	37	342	4.5
Henderson	6	69	10	21	.476	4	6	.667	21	2	1	1	2	24	4.0
Vaughn	71	1271	107	277	.386	53	68	.779	116	195	126	44	2	270	3.8
Rebraca (TOT)	24	273	34	77	.442	23	30	.767	58	6	52	5	11	91	3.8
Rebraca (ATL)	3	51	12	23	.522	1	2	1.000	9	2	7	0	2	25	8.3
N'diaye (TOT)	28	366	27	69	.391	44	59	.746	112	0	59	8	25	98	3.5
N'diaye (ATL)	25	359	27	68	.397	44	59	.746	111	0	58	8	24	98	3.9
Hansen	41	507	46	130	.354	22	27	.815	70	19	67	10	9	123	3.0
Przybylla (TOT)	17	347	18	50	.360	13	31	.419	111	7	53	5	17	49	2.9
Przybylla (ATL)	12	314	18	50	.360	12	29	.414	101	4	48	5	17	48	4.0
Dickau	23	143	21	49	.429	4	6	.667	16	18	22	9	0	49	2.1
Fuller	4	43	3	8	.375	2	6	.333	11	2	5	0	1	8	2.0
Davis	4	23	2	5	.400	1	1	1.000	5	0	3	0	0	5	1.3
Bradley (TOT)	16	98	7	15	.467	1	2	.500	23	1	14	3	0	15	0.9
Bradley (ATL)	11	60	6	12	.500	0	0	—	12	0	8	2	0	12	1.1

3-pt. field goals: Atlanta 419-1249 (.335) - Abdur-Rahim 5-23 (.217), Wallace 1-6 (.167), Terry 145-427 (.340), Terry 146-421 (.347), Collier 1-4 (.250), Crawford 44-113 (.389), Glover 36-105 (.343), Sura 12-43 (.279), Person 8-19 (.421), Vaughn 3-20 (.150), Hansen 9-30 (.300), Dickau 3-10 (.300), Davis 0-2 (.000). Opponents 482-1345 (.358).

### RESULTS



## YEARLY RESULTS: 2004 - 05

13-69 OVERALL (9-32 at home, 4-37 on the road)



### SEASON STATS

	G	Min	FGM	FGA	Pct	FTM	FTA	Pct	Reb	Asst	PF	Stl	Bk	Pts	Avg
Walker	53	2128	420	1013	.415	157	294	.534	497	194	147	64	32	1082	20.4
Harrington	66	2550	453	986	.459	236	351	.672	461	208	249	85	16	1158	17.5
Delk	56	1340	246	591	.416	103	136	.757	130	104	123	47	3	667	11.9
Lue (TOT)	70	2007	295	654	.451	142	165	.861	149	322	168	33	0	787	11.2
Lue (ATL)	49	1528	247	532	.464	128	147	.871	109	264	120	25	0	662	13.5
Childress	80	2376	302	642	.470	190	231	.823	482	151	184	74	35	807	10.1
J. Smith	74	2050	274	602	.455	163	237	.688	457	127	157	59	144	715	9.7
Drobnjak	71	1435	238	543	.438	96	120	.800	238	49	138	42	24	597	8.4
Collier	70	942	174	376	.463	48	71	.676	184	18	147	15	13	402	5.7
Ekezie	42	732	79	182	.434	72	93	.774	179	11	129	22	12	230	5.5
Barry	16	275	31	77	.403	10	13	.769	21	28	28	14	2	83	5.2
Gugliotta (TOT)	47	966	99	241	.411	33	43	.767	191	68	104	41	17	239	5.1
Gugliotta (ATL)	27	748	88	204	.431	29	37	.784	148	56	81	32	13	213	7.9
Anderson	39	717	81	190	.426	27	37	.730	83	98	81	33	0	195	5.0
Diaw	66	1201	124	294	.422	57	77	.740	170	149	0	37	18	314	4.8
Ivey	62	809	85	198	.429	47	67	.701	84	103	140	39	7	220	3.5
D. Smith	38	433	44	113	.389	33	48	.688	52	39	50	23	5	127	3.3
Willis	29	344	35	90	.389	17	23	.739	76	9	53	8	7	87	3.0
Thomas (TOT)	11	117	12	20	.600	2	6	.333	37	4	13	4	4	26	2.4
Thomas (ATL)	2	5	1	2	.500	0	0	---	2	0	1	0	0	2	1.0
Stewart (TOT)	12	145	11	21	.524	3	7	.429	40	5	32	6	5	25	2.1
Stewart (ATL)	12	145	11	21	.524	3	7	.429	40	5	32	6	5	25	2.1
Miller	2	9	2	3	.667	0	0	---	1	1	2	1	0	4	2.0
McCoy	10	88	7	13	.538	1	5	.200	21	0	24	3	8	15	1.5

3-pt. field goals: Atlanta 304-973 (.312) - Walker 85-268 (.317), Delk 72-202 (.356), Lue 40-110 (.364), Drobnjak 25-71 (.352), Harrington 16-74 (.216), Childress 13-56 (.232), Barry 11-32 (.344), Diaw 9-50 (.180), Gugliotta 8-26 (.308), Anderson 6-13 (.462), Collier 6-14 (.429), D. Smith 6-22 (.273), J. Smith 4-23 (.174), Ivey 3-9 (.333), Willis 0-2 (.000), Ekezie 0-1 (.000), Opponents 467-1232 (.379).

### RESULTS

Date	Opponent	W/L	Atl.	Opp.	Record
11/3	at Phoenix	L	82	112	0-1
11/5	at Seattle	L	85	106	0-2
11/7	at LA Lakers	L	90	106	0-3
11/9	CLEVELAND	L	79	93	0-4
11/12	at New Orleans	W	96	95	1-4
11/13	SAN ANTONIO	L	88	103	1-5
11/16	HOUSTON	W	88	84	2-5
11/17	at Indiana	L	86	93	2-6
11/20	UTAH	L	79	92	2-7
11/23	at New York	L	88	104	2-8
11/24	MIAMI	L	93	99	2-9
11/26	ORLANDO	L	99	117	2-10
11/27	at Charlotte	L	92	107	2-11
11/30	(#) NEW YORK	L	109	110	2-12
12/3	WASHINGTON	L	90	114	2-13
12/4	at New Jersey	L	88	109	2-14
12/6	PHILADELPHIA	W	96	92	3-14
12/8	MEMPHIS	L	89	97	3-15
12/10	at Detroit	W	88	72	4-15
12/11	NEW JERSEY	L	90	95	4-16
12/14	(#) INDIANA	L	97	108	4-17
12/15	at Houston	L	69	92	4-18
12/17	PORTLAND	L	84	100	4-19
12/18	at Dallas	L	68	90	4-20
12/22	DALLAS	W	113	100	5-20
12/27	at Miami	L	102	116	5-21
12/28	CLEVELAND	L	102	111	5-22
12/30	SEATTLE	L	79	94	5-23
1/2	at Washington	L	101	104	5-24
1/5	at Cleveland	L	85	101	5-25
1/7	SACRAMENTO	L	97	100	5-26
1/11	MILWAUKEE	W	103	80	6-26
1/14	at Boston	L	94	106	6-27
1/15	CHARLOTTE	W	103	95	7-27
1/17	NEW JERSEY	L	84	85	7-28
1/19	at Miami	L	92	111	7-29
1/21	at Chicago	L	85	95	7-30
1/22	BOSTON	W	100	96	8-30
1/24	CHICAGO	L	82	107	8-31
1/26	at Minnesota	L	87	104	8-32
1/28	MIAMI	L	96	106	8-33

#### ATLANTA

Most points: 139 at New York (4/17)  
Least points: 68 (two times)

#### OPPONENT

Most points: 135 (New York, 4/17)  
Least points: 72 (Detroit, 12/10)



## YEARLY RESULTS: 2005 - 06

26-56 OVERALL (18-23 at home, 8-33 on the road)

### SEASON STATS

	G	Min	FGM	FGA	Pct	FTM	FTA	Pct	Reb	Asst	PF	Stl	Bk	Pts	Avg
Johnson	82	3340	632	1395	.453	261	330	.791	335	536	187	103	31	1653	20.2
Harrington	76	2782	551	1220	.452	243	350	.694	523	238	301	85	14	1411	18.6
Pachulia	78	2452	307	681	.451	297	404	.735	613	129	286	89	39	911	11.7
J. Smith	80	2559	329	774	.425	210	292	.719	531	191	260	64	208	902	11.3
Lue	51	1234	192	418	.459	118	138	.855	82	157	113	26	3	560	11.0
Childress	74	2249	278	504	.552	154	201	.766	387	131	184	86	39	742	10.0
Stoudamire	61	1236	204	492	.415	99	110	.900	116	75	118	27	3	589	9.7
Williams	79	1952	235	531	.443	189	253	.747	383	63	227	48	24	672	8.5
Grundy	12	108	19	38	.500	9	14	.643	17	9	14	7	0	52	4.3
Ivey	73	978	116	264	.439	24	33	.727	96	74	147	24	7	260	3.6
Delk	1	7	0	1	.000	2	2	1.000	2	0	0	0	0	2	2.0
Batista	57	495	34	80	.425	33	53	.623	144	7	111	15	11	101	1.8
Edwards	40	296	31	64	.484	8	11	.727	48	5	76	3	15	70	1.8
D. Smith	23	127	15	27	.556	6	12	.500	14	9	20	8	0	38	1.7
Thomas	11	66	3	7	.429	3	4	.750	10	1	10	2	0	9	0.8

3-pt. field goals: Atlanta 424-1154 (.367) - Johnson 128-360 (.356), Stoudamire 82-216 (.380), Harrington 66-191 (.346), Lue 58-127 (.457), J. Smith 34-110 (.309), Childress 32-65 (.492), Williams 13-53 (.245), Grundy 5-15 (.333), Ivey 4-10 (.400), D. Smith 2-4 (.500), Pachulia 0-2 (.000), Batista 0-1 (.000), Opponents 444-1205 (.368).

### RESULTS

Date	Opponent	W/L	Atl.	Opp.	Record
11/2	at Golden State	L	97	122	0-1
11/4	at LA Clippers	L	77	92	0-2
11/5	at Portland	L	93	94	0-3
11/8	LA LAKERS	L	97	103	0-4
11/10	LA CLIPPERS	L	95	102	0-5
11/12	MEMPHIS	L	84	85	0-6
11/17	at Dallas	L	78	87	0-7
11/18	at San Antonio	L	78	103	0-8
11/18	at NOK	L	92	95	0-9
11/23	BOSTON	W	120	117	1-9
11/25	at Indiana	W	87	85	2-9
11/27	PORTLAND	L	75	77	2-10
11/29	at Houston	L	85	100	2-11
11/30	MIAMI	L	74	96	2-12
12/2	TORONTO	L	101	102	2-13
12/4	at Phoenix	L	94	112	2-14
12/6	at Denver	L	116	125	2-15
12/7	at Utah	L	83	95	2-16
12/10	SAN ANTONIO	W	94	84	3-16
12/13	at Cleveland	W	100	94	4-16
12/14	at Philadelphia	L	101	106	4-17
12/16	NEW YORK	W	122	111	5-17
12/18	(#) DENVER	W	110	107	6-17
12/20	at Miami	L	92	111	6-18
12/23	PHILADELPHIA	W	111	108	7-18
12/27	CHARLOTTE	L	90	93	7-19
12/28	at Toronto	L	102	108	7-20
12/30	at New Jersey	L	91	99	7-21
1/3	TORONTO	L	97	108	7-22
1/6	at Boston	W	103	98	8-22
1/7	NOK	W	101	93	9-22
1/10	BOSTON	L	94	98	9-23
1/11	at Washington	L	72	103	9-24
1/13	at New York	L	94	105	9-25
1/14	(#) WASHINGTON	L	106	114	9-26
1/16	HOUSTON	W	94	83	10-26
1/18	DETROIT	L	89	117	10-27
1/20	MILWAUKEE	L	102	118	10-28
1/23	INDIANA	W	104	94	11-28
1/25	CLEVELAND	L	97	106	11-29
1/27	PHOENIX	L	106	119	11-30
1/28	at Chicago	L	99	111	11-31
1/30	NEW YORK	W	120	101	12-31

#### ATLANTA

Most points: 122 vs. New York (12/16)  
Least points: 72 at Washington (1/11)

(#, overtime; #2, double OT; #3, three OT; #4, four OT)

Date	Opponent	W/L	Atl.	Opp.	Record
2/1	at Charlotte	W	102	92	13-31
2/3	ORLANDO	W	96	94	14-31
2/4	at Washington	L	85	98	14-32
2/7	DETROIT	W	99	98	15-32
2/10	at Seattle	L	91	99	15-33
2/12	at Sacramento	L	84	109	15-34
2/15	at LA Lakers	W	114	110	16-34
ALL-STAR BREAK					
2/21	at Detroit	L	87	97	16-35
2/22	SEATTLE	L	109	114	16-36
2/24	(#) at Indiana	W	117	112	17-36
2/25	MILWAUKEE	L	89	99	17-37
2/27	(#) NEW JERSEY	W	104	102	18-37
3/1	(#) at Toronto	W	113	111	19-37
3/3	SACRAMENTO	L	93	102	19-38
3/4	at Miami	L	93	95	19-39
3/7	GOLDEN STATE	W	113	106	20-39
3/11	CHICAGO	L	90	95	20-40
3/13	(#2) at Milwaukee	L	87	88	20-41
3/15	at New York	L	117	121	20-42
3/17	UTAH	L	101	111	20-43
3/19	(#) ORLANDO	W	108	107	21-43
3/20	at Detroit	L	84	91	21-44
3/22	at Philadelphia	L	106	115	21-45
3/25	DALLAS	L	83	98	21-46
3/2					



## YEARLY RESULTS: 2006 - 07

30-52 OVERALL (18-23 at home, 12-29 on the road)

### SEASON STATS

	G	Min	FGM	FGA	Pct	FTM	FTA	Pct	Reb	Asst	PF	Stl	Blk	Pts	Avg
J. Johnson	57	2359	536	1139	.471	235	314	.748	239	249	115	60	11	1426	25.0
Smith	72	2647	436	993	.439	268	387	.693	621	236	241	101	207	1178	16.4
M. Williams	64	2179	306	706	.433	216	265	.815	337	121	191	52	30	839	13.1
Childress	55	2024	261	518	.504	167	210	.795	340	127	118	58	36	715	13.0
Pachulia	72	2026	291	614	.474	293	373	.786	500	106	267	77	36	875	12.2
Lue	56	1488	218	524	.416	144	163	.883	104	201	101	24	0	636	11.4
Stoudamire	61	1034	177	425	.416	61	68	.897	74	61	88	21	2	471	7.7
S. Williams	81	1514	166	365	.455	110	144	.764	435	44	199	52	39	444	5.5
A. Johnson (TOT)	67	1300	142	343	.414	46	61	.754	101	201	119	33	3	355	5.3
A. Johnson (ATL)	27	739	82	197	.416	25	32	.781	53	123	51	17	2	203	7.5
Claxton	42	1054	91	278	.327	33	60	.550	81	185	131	72	4	221	5.3
Jones	58	666	65	128	.508	59	75	.787	136	11	124	11	42	189	3.3
Medvedenko	14	81	12	29	.414	17	20	.850	14	2	16	0	2	42	3.0
Ivey	53	539	64	143	.448	24	35	.686	51	45	62	24	4	157	3.0
Thompson	6	50	6	15	.400	5	6	.833	8	2	2	0	0	17	2.8
Wright	67	1035	82	183	.448	9	32	.281	216	40	204	28	28	173	2.6
Freije	19	147	16	54	.296	5	6	.833	24	7	13	3	1	40	2.1
Richardson	5	19	3	6	.500	0	0	---	2	0	2	1	0	8	1.6
Batista	13	81	8	16	.500	4	7	.571	30	4	13	3	0	20	1.5
Bozeman	23	199	11	39	.282	2	6	.333	23	9	32	5	2	26	1.1

3-pt. field goals: Atlanta 341-1038 (.329) - J. Johnson 119-312 (.381), Stoudamire 56-155 (.361), Lue 56-161 (.348), Smith 38-152 (.250), Childress 26-77 (.338), A. Johnson 14-44 (.318), M. Williams 11-45 (.244), Claxton 6-28 (.214), Ivey 5-16 (.313), Freije 3-22 (.136), Richardson 2-3 (.667), S. Williams 2-4 (.500), Bozeman 2-13 (.154), Medvedenko 1-2 (.500), Opponents 465-1236 (.376).

### RESULTS

Date	Opponent	W/L	Att.	Opp.	Record
11/1	at Philadelphia	L	75	88	0-1
11/3	NEW YORK	W	102	92	1-1
11/5	ORLANDO	W	95	82	2-1
11/7	(#) at Cleveland	W	104	95	3-1
11/10	at Toronto	W	111	102	4-1
11/11	(#) SEATTLE	L	112	113	4-2
11/14	MILWAUKEE	L	101	103	4-3
11/18	(#) MIAMI	L	88	93	4-4
11/22	at Detroit	L	98	103	4-5
11/24	TORONTO	W	97	93	5-5
11/25	at Orlando	L	79	98	5-6
11/28	at Washington	L	95	96	5-7
11/29	CHARLOTTE	W	99	90	6-7
12/1	CLEVELAND	L	95	106	6-8
12/3	at Portland	W	107	96	7-8
12/5	at Seattle	L	87	102	7-9
12/6	at Denver	W	98	96	8-9
12/8	at LA Lakers	L	95	106	8-10
12/10	at Sacramento	L	92	117	8-11
12/12	DENVER	L	87	100	8-12
12/13	at New York	L	82	94	8-13
12/15	at Memphis	W	97	88	9-13
12/16	(#) CHICAGO	L	104	106	9-14
12/20	UTAH	L	106	112	9-15
12/22	INDIANA	L	90	100	9-16
12/23	at Detroit	L	81	108	9-17
12/27	CLEVELAND	L	76	89	9-18
12/29	at Houston	L	68	94	9-19
12/31	at San Antonio	L	81	95	9-20
1/5	at Toronto	L	92	105	9-21
1/6	LA CLIPPERS	W	86	74	10-21
1/9	at Indiana	L	72	91	10-22
1/10	NOK	L	77	96	10-23
1/12	DETROIT	W	99	93	11-23
1/15	BOSTON	W	100	96	12-23
1/17	at Minnesota	W	105	88	13-23
1/19	CHARLOTTE	L	75	96	13-24
1/20	at Charlotte	L	85	104	13-25
1/23	at Chicago	L	86	94	13-26
1/24	at Boston	W	82	76	14-26
1/26	at Orlando	W	93	90	15-26
1/27	PHILADELPHIA	L	89	104	15-27

#### ATLANTA

Most points: 120 at Phoenix (2/9)  
Least points: 68 at Houston (12/29)

(#, overtime; #2, double OT; #3, three OT; #4, four OT)

Date	Opponent	W/L	Att.	Opp.	Record
1/29	ORLANDO	W	93	83	16-27
1/31	GOLDEN STATE	W	115	94	17-27
2/2	TORONTO	L	91	103	17-28
2/4	(#) at New Jersey	W	101	99	18-28
2/5	LA LAKERS	L	83	90	18-29
2/7	NEW JERSEY	L	85	87	18-30
2/9	at Phoenix	W	120	111	19-30
2/11	at Golden State	W	106	105	20-30
2/12	at Utah	L	76	102	20-31
2/14	at LA Clippers	W	96	93	21-31
2/20	ALL-STAR BREAK at Chicago	L	81	106	21-32
2/21	SAN ANTONIO	L	96	103	21-33
2/23	HOUSTON	W	105	99	22-33
2/25	PHOENIX	L	106	115	22-34
2/26	at Dallas	L	87	110	22-35
2/28	at NOK	L	100	107	22-36
3/2	at Washington	L	92	93	22-37
3/3	(#) NEW YORK	L	100	104	22-38
3/5	at Miami	L	81	88	22-39
3/7	WASHINGTON	W	100	97	23-39
3/9	MEMPHIS	W	106	105	24-39
3/10	MINNESOTA	W	99	93	25-39
3/13	PHILADELPHIA	W	104	92	26-39
3/14	at Boston	L	88	109	26-40
3/17	at Indiana	L	90	113	26-41
3/19	SACRAMENTO	W	99	76	27-41
3/21	MIAMI	L	83	91	27-42
3/23	(#) PORTLAND	L	100	102	27-43
3/25	DALLAS	L	97	104	27-44
3/26	at Miami	L	89	106	27-45
3/28	at Charlotte	L	87	101	27-46
4/1	CHICAGO	L	97	105	27-47
4/4	at New Jersey	L	86	101	27-48
4/6	MILWAUKEE	W	115	102	28-48
4/8	(#) at Philadelphia	L	104	109	28-49
4/10	BOSTON	W	104	96	29-49
4/13	WASHINGTON	L	85	98	29-50
4/14	at Cleveland	L	76	110	29-51
4/16	at Milwaukee	L	96	102	29-52
4/17	INDIANA	W	118	102	30-52

#### OPPONENT

Most points: 117 (Sacramento, 12/10)  
Least points: 74 (LA Clippers, 1/6)



## YEARLY RESULTS: 2007 - 08

37-45 OVERALL (25-16 at home, 12-29 on the road)

### SEASON STATS

	G	Min	FGM	FGA	Pct	FTM	FTA	Pct	Reb	Asst	PF	Stl	Blk	Pts	Avg
J. Johnson	82	3343	647	1497	.432	316	379	.834	367	474	168	84	18	1779	21.7
Smith	81	2873	518	1133	.457	333	469	.822	667	272	269	123	227	1394	17.2
M. Williams	80	2765	424	918	.462	336	409	.822	457	137	225	81	33	1185	14.8
Bibby (TOT)	48	1573	248	603	.411	78	100	.780	160	290	97	54	4	667	13.9
Bibby (ATL)	33	1100	170	411	.414	55	69	.797	104	215	63	35	2	464	14.1
Childress	76	2274	327	573	.571	222	275	.807	373	117	129	71	43	898	11.8
Horford	81	2540	333	668	.499	155	212	.731	785	124	267	60	76	821	10.1
Lue	33	564	86	196	.439	24	28	.857	41	59	38	11	0	226	6.8
A. Johnson	42	1121	115	267	.431	26	32	.813	98	202	86	42	8	283	6.7
Stoudamire	35	402	65	180	.361	41	50	.820	24	28	34	7	5	200	5.7
Pachulia	62	944	107	245	.437	108	153	.706	248	36	140	24	13	322	5.2
Law	56	865	95	237	.401	38	48	.792	57	113	73	29	0	235	4.2
S. Williams	36	414	37	100	.370	35	51	.686	107	11	60	13	11	109	3.0
Richardson (TOT)	27	132	16	44	.364	2	2	1.000	9	2	13	3	0	41	1.5
Richardson (ATL)	19	88	13	31	.419	0	0	---	7	0	6	2	0	31	1.6
Jones	35	145	12	30	.400	11	20	.550	42	0	28	3	5	35	1.0
Wright	13	148	5	17	.294	3	6	.500	37	3	26	3	3	13	1.0
West	64	269	21	49	.429	17	26	.654	48	13	61	12	4	59	0.9

3-pt. field goals: Atlanta 384-1078 (.356) - J. Johnson 169-444 (.381), Bibby 69-187 (.369), Lue 30-69 (.435), Stoudamire 29-85 (.341), A. Johnson 27-63 (.429), Smith 25-99 (.253), Childress 22-60 (.367), Law 7-34 (.206), Richardson 5-12 (.417), M. Williams 1-10 (.100), Opponents 512-1413 (.362).

### RESULTS

Date	Opponent	W/L	Att.	Opp.	Record
11/2	DALLAS	W	101	94	1-0
11/4	at Detroit	L	91	92	1-1
11/6	at New Jersey	L	82	87	1-2
11/7	PHOENIX	W	105	96	2-2
11/9	at Boston	L	83	106	2-3
11/11	WASHINGTON	L	90	101	2-4
11/14	CHARLOTTE	W	117	109	3-4
11/16	(#2) SEATTLE	L	123	126	3-5
11/17	at Milwaukee	L	96	105	3-6
11/20	SAN ANTONIO	L	83	95	3-7
11/21	at Miami	W	82	79	4-7
11/24	at Minnesota	W	94	87	5-7
11/27	at Chicago	L	78	90	5-8
11/28	MILWAUKEE	W	96	80	6-8
11/30	NEW ORLEANS	L	86	92	6-9
12/3	at Philadelphia	W	88	79	7-9
12/4	DETROIT	L	95	106	7-10
12/6	MINNESOTA	W	90	89	8-10
12/8	MEMPHIS	W	86	78	9-10
12/10	at Orlando	W	98	87	10-10
12/11	TORONTO	L	88	100	10-11
12/14	at Detroit	L	81	91	10-12
12/15	CHARLOTTE	W	93	84	11-12
12/17	UTAH	W	116	111	12-12
12/19	(#) MIAMI	W	114	111	13-12
12/21	at Washington	W	97	92	14-12
12/26	INDIANA	W	107	95	15-12
12/29	at Dallas	L	84	97	15-13
1/2	at Cleveland	L	94	98	15-14
1/4	at Indiana	L	91	113	15-15
1/5	NEW JERSEY	L	107	113	15-16
1/9	CLEVELAND	W	90	81	



## YEARLY RESULTS: 2008 - 09

47-35 OVERALL (31-10 at home, 16-25 on the road)



### SEASON STATS

	G	Min	FGM	FGA	Pct	FTM	FTA	Pct	Reb	Asst	PF	Stl	Blk	Pts	Avg
Johnson	79	3124	620	1420	.437	299	362	.826	346	455	176	0	19	1688	21.4
Smith	69	2421	418	849	.492	211	359	.588	498	169	184	94	111	1073	15.6
Bibby	79	2740	437	1005	.435	135	171	.789	278	392	145	98	11	1176	14.9
Williams	61	2093	285	622	.458	220	273	.806	382	81	127	57	39	845	13.9
Murray	80	1975	355	795	.447	177	233	.760	168	158	173	88	17	974	12.2
Horford	67	2242	312	594	.525	149	205	.727	624	163	190	53	95	773	11.5
Evans	80	1840	208	482	.432	60	73	.822	243	54	163	50	1	574	7.2
Pachulia	77	1473	159	320	.497	163	230	.709	436	57	208	35	26	481	6.2
Jones	63	675	67	111	.604	53	74	.716	142	15	125	7	34	188	3.0
Law	55	560	52	139	.374	49	60	.817	58	86	43	11	3	162	2.9
Claxton	2	15	2	7	.286	1	2	.500	0	3	1	0	0	5	2.5
Gardner	16	98	9	36	.250	2	4	.500	7	2	4	4	1	24	1.5
Hunter	16	92	11	20	.550	0	5	.000	24	1	11	2	5	22	1.4
West	53	269	14	34	.412	14	30	.467	56	19	35	18	4	43	0.8
Morris	23	89	7	17	.412	4	4	1.000	20	2	25	2	1	18	0.8

3-pt. field goals: Atlanta 597-1633 (.366) - Bibby 167-428 (.390), Johnson 149-414 (.360), Evans 98-248 (.395), Murray 87-242 (.360), Williams 55-155 (.355), Smith 26-87 (.299), Law 9-29 (.310), Gardner 4-23 (.174), West 1-1 (1.000), Claxton 1-2 (.500). Opponents 528-1496 (.353).

### RESULTS

Date	Opponent	W/L	Atl.	Opp.	Record
10/29	at Orlando	W	99	85	1-0
11/1	PHILADELPHIA	W	95	88	2-0
11/5	at New Orleans	W	87	79	3-0
11/7	TORONTO	W	110	92	4-0
11/9	at Okla. City	W	89	85	5-0
11/11	at Chicago	W	113	108	6-0
11/12	at Boston	L	102	103	6-1
11/14	at New Jersey	L	108	115	6-2
11/15	NEW JERSEY	L	107	119	6-3
11/18	at Indiana	L	96	113	6-4
11/19	WASHINGTON	W	91	87	7-4
11/21	CHARLOTTE	W	88	83	8-4
11/22	at Cleveland	L	96	110	8-5
11/26	MILWAUKEE	W	102	96	9-5
11/28	at Toronto	L	88	93	9-6
11/29	at Washington	W	102	98	10-6
12/3	MEMPHIS	W	105	95	11-6
12/5	NEW YORK	W	98	95	12-6
12/6	at Dallas	L	98	100	12-7
12/9	at Houston	L	84	92	12-8
12/10	at San Antonio	L	89	95	12-9
12/12	at Miami	W	87	73	13-9
12/13	CLEVELAND	W	97	92	14-9
12/15	CHARLOTTE	W	83	79	15-9
12/17	BOSTON	L	85	88	15-10
12/19	GOLDEN ST.	W	115	99	16-10
12/21	DETROIT	W	85	78	17-10
12/23	OKLA. CITY	W	99	88	18-10
12/27	CHICAGO	W	129	117	19-10
12/29	DENVER	W	109	91	20-10
12/30	at Indiana	W	110	104	21-10
1/2	(#) at New Jersey	L	91	93	21-11
1/3	HOUSTON	W	103	100	22-11
1/7	ORLANDO	L	102	106	22-12
1/9	at Orlando	L	87	121	22-13
1/11	PHILADELPHIA	L	94	109	22-14
1/13	at Phoenix	L	102	107	22-15
1/14	at LA Clippers	W	97	80	23-15
1/16	at Golden St.	L	114	119	23-16
1/19	TORONTO	W	87	84	24-16
1/20	at Chicago	W	105	102	25-16
1/23	MILWAUKEE	W	117	87	26-16

(#, overtime; #2, double OT; #3, three OT; #4, four OT)

Date	Opponent	W/L	Atl.	Opp.	Record
1/25	PHOENIX	L	99	104	26-17
1/26	at Miami	L	79	95	26-18
1/28	at New York	L	104	112	26-19
1/30	NEW JERSEY	W	105	88	27-19
1/31	at Milwaukee	L	107	110	27-20
2/4	at Minnesota	W	94	86	28-20
2/6	at Charlotte	W	102	97	29-20
2/7	LA CLIPPERS	L	97	121	29-21
2/10	WASHINGTON	W	111	90	30-21
2/11	at Detroit	W	99	95	31-21
	ALL-STAR BREAK				
2/17	at LA Lakers	L	83	96	31-22
2/18	at Sacramento	W	105	100	32-22
2/20	at Portland	L	98	108	32-23
2/23	at Utah	L	89	108	32-24
2/25	at Denver	L	109	110	32-25
2/27	MIAMI	W	91	83	33-25
3/1	CLEVELAND	L	87	88	33-26
3/2	at Washington	W	98	89	34-26
3/4	at New York	L	105	109	34-27
3/6	at Charlotte	L	91	98	34-28
3/7	DETROIT	W	87	83	35-28
3/9	NEW ORLEANS	W	89	79	36-28
3/11	UTAH	W	100	93	37-28
3/13	INDIANA	W	101	87	38-28
3/15	PORTLAND	W	88	80	39-28
3/17	SACRAMENTO	W	119	97	40-28
3/19	DALLAS	W	95	87	41-28
3/21	at Cleveland	L	96	102	41-29
3/23	MINNESOTA	W	109	97	42-29
3/25	SAN ANTONIO	L	92	102	42-30
3/27	BOSTON	L	93	99	42-31
3/29	LA LAKERS	W	86	76	43-31
3/31	at Philadelphia	L	85	98	43-32
4/3	at Boston	L	92	104	43-33
4/4	ORLANDO	L	82	88	43-34
4/7	at Toronto	W	118	110	44-34
4/8	at Milwaukee	W	113	105	45-34
4/10	INDIANA	W	122	118	46-34
4/14	MIAMI	W	81	79	47-34
4/15	at Memphis	L	90	98	47-35

#### ATLANTA

Most points: 129 at Chicago (12/27)  
Least points: 79 at Miami (1/26)

#### OPPONENT

Most points: 121 (LA Clippers, 2/7)  
Least points: 73 (Miami, 12/12)

## YEARLY RESULTS: 2009 - 10

53-29 OVERALL (34-7 at home, 19-22 on the road)



### SEASON STATS

	G	Min	FGM	FGA	Pct	FTM	FTA	Pct	Reb	Asst	PF	Stl	Blk	Pts	Avg
Johnson	76	2886	635	1386	.458	220	269	.818	353	369	145	82	5	1619	21.3
Crawford	79	2460	496	1105	.449	270	315	.857	201	238	132	61	12	1425	18.0
Jos. Smith	81	2871	504	999	.505	261	422	.618	705	342	240	130	173	1269	15.7
Horford	81	2845	467	847	.551	213	270	.789	799	189	225	59	91	1148	14.2
Williams	81	2468	302	664	.455	176	215	.819	416	93	160	66	46	820	10.1
Bibby	80	2195	268	644	.416	68	79	.861	184	310	157	67	3	730	9.1
Evans	79	1317	175	393	.445	46	61	.754	154	48	125	34	17	453	5.7
Pachulia	78	1089	120	246	.488	93	143	.650	293	42	186	37	30	333	4.3
Teague	71	719	90	227	.396	41	49	.837	67	122	82	34	11	228	3.2
Joe Smith	64	592	77	193	.399	39	48	.813	157	21	95	6	19	194	3.0
Morris	28	124	23	41	.561	16	27	.593	38	2	34	5	3	62	2.2
Hunter	7	33	4	12	.333	3	4	.750	12	0	5	0	1	11	1.6
West	39	142	12	21	.571	6	10	.600	27	9	25	8	0	30	0.8
Collins	24	115	8	23	.348	0	2	.000	14	4	21	3	2	16	0.7

3-pt. field goals: Atlanta 524-1455 (.360) - Crawford 163-427 (.382), Johnson 129-350 (.369), Bibby 126-324 (.389), Evans 57-169 (.337), Williams 40-132 (.303), Teague 7-32 (.219), Horford 1-1 (1.000), Joe Smith 1-7 (.143), Josh Smith 0-7 (.000), Pachulia 0-4 (.000), Collins 0-1 (.000), West 0-1 (.000). Opponents 480-1392 (.345).

### RESULTS

Date	Opponent	W/L	Atl.	Opp.	Record
10/28	INDIANA	W	120	109	1-0
10/30	WASHINGTON	W	100	89	2-0
11/1	at LA Lakers	L	110	118	2-1
11/3	at Portland	W	97	91	3-1
11/4	at Sacramento	W	113	105	4-1
11/6	at Charlotte	L	83	103	4-2
11/7	DENVER	W	125	100	5-2
11/11	at New York	W	114	101	6-2
11/13	at Boston	W	97	86	7-2
11/14	NEW ORLEANS	W	121	98	8-2
11/16	(#) PORTLAND	W	99	95	9-2
11/18	MIAMI	W	105	90	10-2
11/20	HOUSTON	W	105	103	11-2
11/21	at New Orleans	L	88	96	11-3
11/26	ORLANDO	L	76	93	11-4
11/27	at Philadelphia	W	100	86	12-4
11/29	at Detroit	L	88	94	12-5
12/2	TORONTO	W	146	115	13-5
12/4	NEW YORK	L	107	114	13-6
12/5	at Dallas	W	80	75	14-6
12/9	CHICAGO	W	118	83	15-6
12/11	at Toronto	W	111	89	16-6
12/13	NEW JERSEY	W	130	107	17-6
12/16	MEMPHIS	W	110	97	18-6
12/18	UTAH	W	96	83	19-6
12/19	(#) at Chicago	L	98	101	19-7
12/22	at Minnesota	W	112	87	20-7
12/23	at Denver	L	104	124	20-8
12/26	at Indiana	W	110	98	21-8
12/29	CLEVELAND	L	84	95	21-9
12/30	at Cleveland	L	101	106	21-10
1/1	(#) NEW YORK	L	108	112	21-11
1/4	at Miami	L	75	92	21-12
1/6	NEW JERSEY	W	119	89	22-12
1/8	BOSTON	W	93	85	23-12
1/9	at Orlando	L	81	113	23-13
1/11	at Boston	W	102	96	24-13
1/13	WASHINGTON	W	94	82	25-13
1/15	PHOENIX	W	102	101	26-13
1/18	OKLAHOMA CITY	L	91	94	26-14
1/20	SACRAMENTO	W	108	97	27-14
1/22	CHARLOTTE	W	103	89	28-14

(#, overtime; #2, double OT; #3, three OT; #4, four OT)

Date	Opponent	W/L	Atl.	Opp.	Record
1/25	at Houston	W	102	95	29-14
1/27	at San Antonio	L	90	105	29-15
1/29	BOSTON	W	100	91	30-15
1/30	at Orlando	L	86	104	30-16
2/2	at Oklahoma City	L	99	106	30-17
2/3	LA CLIPPERS	W	103	97	31-17
2/5	CHICAGO	W	91	81	32-17



## YEARLY RESULTS: 2010 - 11

44-38 OVERALL (24-17 at home, 20-21 on the road)

### SEASON STATS

	G	Min	FGM	FGA	Pct	FTM	FTA	Pct	Reb	Asst	PF	Stl	Blk	Pts	Avg
Johnson	72	2554	514	1161	.443	195	243	.802	291	338	131	47	7	1312	18.2
Smith	77	2645	497	1041	.477	229	316	.725	657	255	217	99	120	1274	16.5
Horford	77	2704	513	921	.557	150	188	.798	718	266	193	59	80	1178	15.3
Ja. Crawford	76	2297	368	874	.421	222	260	.854	130	241	97	57	14	1077	14.2
Williams	65	1865	246	537	.458	147	174	.845	313	88	104	34	23	676	10.4
Hinrich (TOT)	72	2157	278	623	.446	106	126	.841	182	288	185	75	17	737	10.2
Hinrich (ATL)	24	686	80	185	.432	14	21	.667	53	78	66	19	7	206	8.6
Bibby	56	1674	192	441	.435	29	46	.630	143	202	125	38	6	526	9.4
Teague	70	963	133	304	.438	77	97	.794	102	138	82	45	25	361	5.2
Evans	47	837	79	201	.393	24	28	.857	84	30	74	16	5	210	4.5
Pachulia	79	1244	107	232	.461	135	179	.754	333	58	184	34	22	349	4.4
Ja. Crawford	16	160	27	77	.351	4	6	.667	28	15	13	3	0	67	4.2
Powell	54	653	94	208	.452	36	45	.800	135	22	78	5	5	224	4.1
Wilkins	52	676	69	137	.504	40	56	.714	90	41	72	27	9	180	3.5
Thomas	13	82	10	21	.476	12	15	.800	23	2	11	1	4	32	2.5
Sy	3	21	2	6	.333	3	3	1.000	3	2	1	1	0	7	2.3
Collins	49	593	34	71	.479	27	41	.659	102	22	97	9	9	96	2.0
Armstrong (TOT)	53	489	37	76	.487	16	33	.485	131	14	84	18	21	92	1.7
Armstrong (ATL)	12	76	6	12	.500	2	10	.200	17	4	9	3	5	15	1.3

3-pt. field goals: Atlanta 502-1427 (.352) - Ja. Crawford 119-439 (.341), Bibby 113-256 (.441), Johnson 89-300 (.297), Smith 51-154 (.331), Williams 37-110 (.336), Hinrich 32-76 (.421), Evans 28-89 (.315), Teague 18-48 (.375), Jo. Crawford 9-27 (.333), Horford 2-4 (.500), Wilkins 2-10 (.200), Armstrong 1-1 (1.000), Collins 1-1 (1.000). Opponents 459-1358 (.338).

### RESULTS

Date	Opponent	W/L	Atl.	Opp.	Record
10/27	at Memphis	W	119	104	1-0
10/29	at Philadelphia	W	104	101	2-0
10/30	WASHINGTON	W	99	95	3-0
11/2	at Cleveland	W	100	88	4-0
11/3	DETROIT	W	94	85	5-0
11/5	at Minnesota	W	113	103	6-0
11/7	PHOENIX	L	114	118	6-1
11/8	at Orlando	L	89	93	6-2
11/10	MILWAUKEE	L	91	108	6-3
11/12	UTAH	L	86	90	6-4
11/14	MINNESOTA	W	111	105	7-4
11/16	at Indiana	W	102	92	8-4
11/20	DALLAS	L	93	98	8-5
11/22	BOSTON	L	76	99	8-6
11/23	(#) at New Jersey	L	101	107	8-7
11/25	WASHINGTON	W	116	96	9-7
11/27	NEW YORK	W	99	90	10-7
11/28	at Toronto	W	96	78	11-7
12/1	MEMPHIS	W	112	109	12-7
12/3	PHILADELPHIA	W	93	88	13-7
12/4	at Miami	L	77	89	13-8
12/6	at Orlando	W	80	74	14-8
12/7	NEW JERSEY	W	116	101	15-8
12/10	at San Antonio	L	92	108	15-9
12/11	INDIANA	W	97	83	16-9
12/14	at Detroit	L	80	103	16-10
12/16	at Boston	L	90	102	16-11
12/17	CHARLOTTE	W	90	85	17-11
12/19	at New Jersey	L	82	89	17-12
12/20	ORLANDO	W	91	81	18-12
12/22	CLEVELAND	W	98	84	19-12
12/26	at New Orleans	L	86	93	19-13
12/27	at Milwaukee	W	95	80	20-13
12/29	GOLDEN STATE	W	103	93	21-13
12/31	at Oklahoma City	L	94	103	21-14
1/2	at LA Clippers	W	107	98	22-14
1/4	at Sacramento	W	108	102	23-14
1/5	at Utah	W	110	107	24-14
1/8	INDIANA	W	108	93	25-14
1/11	MILWAUKEE	PPD (severe weather) to 3/15			
1/12	at Toronto	W	104	101	26-14
1/15	HOUSTON	L	106	112	26-15

#### ATLANTA

Most points: 119 at Memphis (10/27)  
Least points: 59 vs. New Orleans (1/21)

#### OPPONENT

Most points: 118 (Phoenix, 11/7)  
Least points: 74 (Orlando, 12/6)



## YEARLY RESULTS: 2011 - 12

40-26 OVERALL (23-10 at home, 17-16 on the road)

### SEASON STATS

	G	Min	FGM	FGA	Pct	FTM	FTA	Pct	Reb	Asst	PF	Stl	Blk	Pts	Avg
J. Johnson	60	2127	423	931	.454	158	186	.849	221	232	75	48	13	1129	18.8
Smith	66	2329	504	1101	.458	203	322	.630	632	257	172	93	115	1239	18.8
Teague	66	2183	320	672	.476	140	185	.757	159	321	145	106	37	831	12.6
Horford	11	348	57	103	.553	22	30	.733	77	24	21	10	14	136	12.4
Williams	57	1500	203	470	.432	115	146	.788	294	71	84	47	18	579	10.2
Pachulia	58	1640	169	339	.499	117	158	.741	457	79	172	55	29	455	7.8
Green	53	922	153	325	.471	48	56	.857	80	40	74	23	6	404	7.6
Hinrich	48	1237	122	295	.414	25	32	.781	101	132	100	38	11	316	6.6
I. Johnson	56	934	141	275	.513	72	100	.720	226	32	116	43	18	356	6.4
Pargo	50	671	105	253	.415	19	20	.950	73	96	64	20	2	282	5.6
McGrady	52	837	101	231	.437	56	83	.675	154	110	35	16	15	273	5.3
Radmanovic	49	755	74	197	.376	22	29	.759	143	54	62	21	15	220	4.5
Stackhouse	30	273	37	100	.370	21	23	.913	23	14	12	10	3	108	3.6
Collins	30	308	16	40	.400	7	15	.467	48	10	34	4	3	39	1.3
Sloan	5	20	3	8	.375	0	0	---	5	5	3	1	0	6	1.2
Dampier	15	83	1	8	.125	0	0	---	25	4	9	1	4	2	0.1

3-pt. field goals: Atlanta 492-1330 (.370) - Johnson 125-322 (.388), Williams 58-149 (.389), Pargo 53-138 (.384), Teague 51-149 (.342), Green 50-113 (.442), Radmanovic 50-135 (.370), Hinrich 47-136 (.346), Smith 28-109 (.257), McGrady 15-33 (.455), Stackhouse 13-38 (.342), I. Johnson 2-6 (.333). Opponents 391-1137 (.344).

### RESULTS

Date	Opponent	W/L	Atl.	Opp.	Record
12/27	at New Jersey	W	106	70	1-0
12/28	WASHINGTON	W	101	83	2-0
12/30	NEW JERSEY	W	105	98	3-0
12/31	at Houston	L	84	95	3-1
1/2	at Miami	W	100	92	4-1
1/3	at Chicago	L	74	76	4-2
1/5	(#3) MIAMI	L	109	116	4-3
1/6	at Charlotte	W	102	96	5-3
1/7	CHICAGO	W	109	94	6-3
1/9	at New Jersey	W	106	101	7-3
1/11	at Indiana	L	84	96	7-4
1/12	CHARLOTTE	W	111	81	8-4
1/14	MINNESOTA	W	93	91	9-4
1/16	TORONTO	W	93	84	10-4
1/18	PORTLAND	W	92	89	11-4
1/20	at Philadelphia	L	76	90	11-5
1/21	CLEVELAND	W	121	94	12-5
1/23	at Milwaukee	W	97	92	13-5
1/25	at San Antonio	L	83	105	13-6
1/27	(#) at Detroit	W	107	101	14-6
1/29	at New Orleans	W	94	72	15-6
1/31	at Toronto	W	100	77	16-6
2/2	MEMPHIS	L	77	96	16-7
2/4	PHILADELPHIA	L	87	98	16-8
2/6	PHOENIX	L	90	99	16-9
2/8	INDIANA	W	97	87	17-9
2/10	(#) at Orlando	W	89	87	18-9
2/12	MIAMI	L	87	107	18-10
2/14	at LA Lakers	L	78	86	18-11
2/15	at Phoenix	W	101	99	19-11
2/18	at Portland	L	77	97	19-12
2/20	at Chicago	L	79	90	19-13
2/22	at New York	L	82	99	19-14
2/23	ORLANDO	W	83	78	20-14
2/29	ALL-STAR BREAK				
2/29	GOLDEN STATE	L	82	85	20-15

(#, overtime; #2, double OT; #3, three OT; #4, four OT)

Date	Opponent	W/L	Atl.	Opp.	Record
3/2	MILWAUKEE	W	99	94	21-15
3/3	OKLAHOMA CITY	W	97	90	22-15
3/6	at Indiana	W	101	96	23-15
3/7	at Miami	L	86	89	23-16
3/9	at Detroit	L	85	86	23-17
3/11	at Sacramento	W	106	99	24-17
3/13	(#) at Denver	L	117	118	24-18
3/14	at LA Clippers	L	82	96	24-19
3/16	WASHINGTON	W	102	88	25-19
3/18	at Cleveland	W	103	87	26-19
3/19	BOSTON	L	76	79	26-20
3/21	CLEVELAND	W	103	102	27-20
3/23	(#) NEW JERSEY	W	93	84	28-20
3/24	at Washington	W	95	92	29-20
3/25	(#4) UTAH	W	139	133	30-20
3/27	at Milwaukee	L	101	108	30-21
3/28	CHICAGO	L	77	98	30-22
3/30	NEW YORK	W	100	90	31-22
3/31	at Philadelphia	L	90	95	31-23
4/4	CHARLOTTE	W	120	93	32-23
4/6	DETROIT	W	101	96	33-23
4/7	at Charlotte	W	116	96	34-23
4/11	(#) at Boston	L	86	88	34-24
4/13	at Orlando	W	109	81	35-24
4/15	TORONTO	L	86	102	35-25
4/16	at Toronto	W	109	87	36-25
4/18	DETROIT	W	116	84	37-25
4/20	BOSTON	W	97	92	38-25
4/22	NEW YORK	L	112	113	38-26
4/24	LA CLIPPERS	W	109	102	39-26
4/26	DALLAS	W	106	89	40-26

#### ATLANTA

Most points: 139 vs. Utah (3/25)  
Least points: 74 at Chicago (1/3)

#### OPPONENT

Most points: 133 (Utah, 3/25)  
Least points: 70 (New Jersey, 12/27)





# YEARLY RESULTS: 2012 - 13

44-38 OVERALL (25-16 at home, 19-22 on the road)

## SEASON STATS

	G	Min	FGM	FGA	Pct	FTM	FTA	Pct	Reb	Asst	PF	Stl	Blk	Pts	Avg
Smith	76	2683	550	1182	.465	166	321	.517	639	321	175	94	136	1327	17.5
Horford	74	2756	576	1060	.543	134	208	.644	757	240	163	78	78	1289	17.4
Teague	80	2628	439	974	.451	199	226	.881	180	579	181	117	28	1166	14.6
Williams	39	1119	187	443	.422	105	121	.868	80	139	55	44	10	551	14.1
Korver	74	2259	277	601	.461	67	78	.859	293	146	170	70	37	810	10.9
Harris	58	1421	194	443	.438	112	154	.727	116	197	103	64	13	577	9.9
Johnson	69	1035	185	356	.520	81	131	.618	266	46	131	56	14	452	6.6
Jenkins	61	902	131	294	.446	59	70	.843	94	56	37	12	10	374	6.1
Pachulia	52	1134	114	241	.473	78	103	.757	336	79	128	35	12	306	5.9
Morrow	24	301	47	111	.423	16	18	.889	26	9	33	12	1	125	5.2
Stevenson	56	1158	98	262	.374	12	23	.522	122	52	69	29	6	284	5.1
Pargo	7	113	13	38	.342	2	2	1.000	7	19	8	3	0	35	5.0
Mack (TOT)	31	416	58	126	.460	9	16	.563	40	68	39	15	0	143	4.6
Mack (ATL)	20	268	41	84	.488	8	14	.571	24	44	28	9	0	104	5.2
Scott	40	376	70	147	.476	43	56	.768	110	12	32	4	2	183	4.6
Tolliver	62	963	82	216	.380	44	51	.863	155	32	66	15	12	253	4.1
Petro	31	352	48	110	.436	11	12	.917	112	16	48	10	9	108	3.5
Jones (TOT)	78	1017	82	222	.369	87	113	.770	101	48	119	22	6	262	3.4
Jones (ATL)	28	381	32	82	.390	21	31	.677	31	20	46	12	1	88	3.1
Tyler (TOT)	21	68	9	24	.375	4	6	.667	20	1	10	1	2	22	1.0
Jones (ATL)	1	5	0	0	---	0	0	---	3	0	0	0	0	0	0.0

3-pt. field goals: Atlanta 706-1901 (.371) - Korver 189-414 (.457), Teague 89-248 (.359), Harris 77-230 (.335), Stevenson 76-209 (.364), Williams 72-196 (.367), Smith 61-201 (.303), Jenkins 53-138 (.384), Tolliver 45-133 (.338), Morrow 15-38 (.395), Mack 14-35 (.400), Pargo 7-20 (.350), Horford 3-6 (.500), Jones 3-12 (.250), Petro 1-4 (.250), Johnson 1-13 (.077), Opponents 620-1635 (.379).

## RESULTS

Date	Opponent	W/L	Atf.	Opp.	Record	Date	Opponent	W/L	Atf.	Opp.	Record
11/2	HOUSTON	L	102	109	0-1	1/25	(#2) BOSTON	W	123	111	25-18
11/4	at Oklahoma City	W	104	95	1-1	1/27	at New York	L	104	106	25-19
11/7	INDIANA	W	89	86	2-1	1/30	TORONTO	W	93	92	26-19
11/9	MIAMI	L	89	95	2-2	2/2	CHICAGO	L	76	93	26-20
11/11	at LA Clippers	L	76	89	2-3	2/5	at Indiana	L	103	114	26-21
11/12	at Portland	W	95	87	3-3	2/6	MEMPHIS	W	103	92	27-21
11/14	at Golden State	L	88	92	3-4	2/8	NEW ORLEANS	L	100	111	27-22
11/16	at Sacramento	W	112	96	4-4	2/11	at Dallas	W	105	101	28-22
11/19	ORLANDO	W	81	72	5-4	2/13	at Orlando	W	108	76	29-22
11/21	(#) WASHINGTON	W	101	100	6-4		ALL-STAR BREAK				
11/23	at Charlotte	W	101	91	7-4	2/20	MIAMI	L	90	103	29-23
11/24	LA CLIPPERS	W	104	93	8-4	2/22	SACRAMENTO	W	122	108	30-23
11/28	CHARLOTTE	W	94	91	9-4	2/23	at Milwaukee	W	103	102	31-23
11/30	CLEVELAND	L	111	113	9-5	2/25	at Detroit	W	114	103	32-23
						2/27	at Utah	W	102	91	33-23
12/5	DENVER	W	108	104	10-5						
12/7	WASHINGTON	W	104	95	11-5	3/1	at Phoenix	L	87	92	33-24
12/8	at Memphis	W	93	83	12-5	3/3	at LA Lakers	L	98	99	33-25
12/10	at Miami	L	92	101	12-6	3/4	at Denver	L	88	104	33-26
12/12	at Orlando	W	86	80	13-6	3/6	PHILADELPHIA	W	107	96	34-26
12/13	CHARLOTTE	W	113	90	14-6	3/8	(#) at Boston	L	102	107	34-27
12/15	GOLDEN STATE	L	93	115	14-7	3/9	BROOKLYN	L	80	93	34-28
12/18	(#) at Washington	W	100	95	15-7	3/12	at Miami	L	81	98	34-29
12/19	OKLAHOMA CITY	L	92	100	15-8	3/13	LA LAKERS	W	96	92	35-29
12/21	at Philadelphia	L	80	99	15-9	3/15	PHOENIX	W	107	94	36-29
12/22	CHICAGO	W	92	75	16-9	3/17	at Brooklyn	W	105	93	37-29
12/26	(#2) DETROIT	W	126	119	17-9	3/18	DALLAS	L	113	127	37-30
12/28	at Cleveland	W	102	94	18-9	3/20	MILWAUKEE	W	98	90	38-30
12/29	INDIANA	W	109	100	19-9	3/22	PORTLAND	L	93	104	38-31
12/31	at Houston	L	104	123	19-10	3/24	at Milwaukee	W	104	99	39-31
						3/25	at Indiana	L	94	100	39-32
1/1	at New Orleans	W	95	86	20-10	3/27	at Toronto	W	107	88	40-32
1/4	at Detroit	L	84	95	20-11	3/29	at Boston	L	107	118	40-33
1/5	BOSTON	L	81	89	20-12	3/30	ORLANDO	W	97	88	41-33
1/8	at Minnesota	L	103	108	20-13						
1/9	at Cleveland	L	83	99	20-14	4/1	CLEVELAND	W	102	94	42-33
1/11	UTAH	W	103	95	21-14	4/3	NEW YORK	L	82	95	42-34
1/12	at Washington	L	83	93	21-15	4/5	PHILADELPHIA	L	90	101	42-35
1/14	at Chicago	L	58	97	21-16	4/6	at San Antonio	L	97	99	42-36
1/16	BROOKLYN	W	109	95	22-16	4/10	at Philadelphia	W	124	101	43-36
1/18	at Brooklyn	L	89	94	22-17	4/12	MILWAUKEE	W	109	104	44-36
1/19	SAN ANTONIO	L	93	98	22-18	4/16	TORONTO	L	96	113	44-37
1/21	MINNESOTA	W	104	96	23-18	4/17	at New York	L	92	98	44-38
1/23	at Charlotte	W	104	92	24-18						

### ATLANTA

Most points: 139 vs. Utah (3/25)  
Least points: 74 at Chicago (1/3)

### OPPONENT

Most points: 133 (Utah, 3/25)  
Least points: 70 (New Jersey, 12/27)

# MAJOR TRANSACTIONS: 1968 - 2013

September 30, 2013 ..... Signed **Eric Dawson**, **Royal Ivey**, **James Johnson**, **David Lighty**, **Adonis Thomas** and **Damien Wilkins**.  
August 3, 2013 ..... Signed **DeMarre Carroll**.  
August 2, 2013 ..... Named **Jim Thomas** assistant coach.  
July 29, 2013 ..... Awarded **Gustavo Ayon** off waivers.  
July 25, 2013 ..... Signed **Pero Antic**.  
July 15, 2013 ..... Signed **Elton Brand**.  
July 13, 2013 ..... Matched the Milwaukee Bucks' offer sheet for restricted free agent **Jeff Teague**.  
July 12, 2013 ..... Signed **Kyle Korver** to new contract.  
July 11, 2013 ..... Named **Taylor Jenkins** assistant coach.  
July 11, 2013 ..... Signed **Dennis Schröder**.  
July 10, 2013 ..... Signed **Paul Millsap**.  
June 27, 2013 ..... Selected **Dennis Schröder** with the 17th pick of the 2013 NBA Draft, also acquiring the rights to **Lucas Nogueira** (the 16th pick), **Mike Muscala** (the 44th pick) and **Jared Cunningham** from Dallas in exchange for the rights to **Shane Larkin** (the 18th pick) ... Also acquired a 2015 second-round pick from the Utah Jazz in exchange for **Raul Neto**, and a conditional 2017 second-round pick from the Miami Heat in exchange for **James Ennis**.  
June 15, 2013 ..... Named **Darvin Ham** assistant coach.  
June 10, 2013 ..... Named **Quin Snyder** assistant coach.  
May 28, 2013 ..... Named **Mike Budenholzer** head coach.  
March 26, 2013 ..... Signed **Shelvin Mack** for the remainder of the season.  
March 16, 2013 ..... Signed **Shelvin Mack** to a second 10-day contract.  
March 6, 2013 ..... Recalled **Mike Scott** from Bakersfield of the NBA Development League ... Waived **Jeremy Tyler** ... Signed **Shelvin Mack** to a 10-day contract.  
March 1, 2013 ..... Assigned **Mike Scott** to Bakersfield of the NBA Development League.  
February 21, 2013 ..... Acquired **Dahntay Jones** from Dallas in exchange for **Anthony Morrow** ... Acquired **Jeremy Tyler** and cash considerations from Golden State in exchange for future draft considerations.  
February 2, 2013 ..... Signed **Jannero Pargo** to a second 10-day contract.  
January 21, 2013 ..... Signed **Jannero Pargo** to a 10-day contract.  
December 11, 2012 ..... Recalled **Mike Scott** from Bakersfield of the NBA Development League.  
December 5, 2012 ..... Recalled **John Jenkins** from Bakersfield of the NBA Development League.  
November 31, 2012 ..... Assigned **John Jenkins** and **Mike Scott** to Bakersfield of the NBA Development League.  
October 27, 2012 ..... Waived **James Anderson** and **Damion James**.  
October 17, 2012 ..... Waived **Cardell Johnson**.  
October 11, 2012 ..... Waived **Keith Benson** and **Isma'il Muhammad**.  
October 1, 2012 ..... Signed free agent **Isma'il Muhammad**.  
September 27, 2012 ..... Signed free agents **James Anderson**, **Keith Benson**, **Damion James**, **Cardell Johnson** and **Anthony Tolliver**.  
September 18, 2012 ..... Re-signed restricted free agent **Ivan Johnson**.  
September 17, 2012 ..... Requested waivers on **Jordan Williams**.  
September 6, 2012 ..... Signed second-round draft pick **Mike Scott**.  
August 28, 2012 ..... Named **Kenny Atkinson** Assistant Coach/Player Development, **Bob Weiss** Assistant Coach/Consultant, **Rick Sund** Senior Advisor, Basketball Operations and **Jeff Watkinson** Strength and Conditioning Coach.  
July 30, 2012 ..... Completed a sign-and-trade transaction that sent **Willie Green** to the LA Clippers in exchange for the rights to **Sofoklis Schortsanitis**.  
July 16, 2012 ..... Acquired **Kyle Korver** from the Chicago Bulls in exchange for cash considerations.  
July 16, 2012 ..... Requested waivers on **Jordan Farmer**.  
July 12, 2012 ..... Signed free agent **Lou Williams**.  
July 11, 2012 ..... Acquired **Anthony Morrow**, **Jordan Farmer**, **DeShawn Stevenson**, **Johan Petro**, **Jordan Williams**, a first-round pick, a second-round pick and draft considerations from the Brooklyn Nets in exchange for **Joe Johnson**.  
July 11, 2012 ..... Acquired **Devin Harris** from the Utah Jazz in exchange for **Marvin Williams**.  
July 10, 2012 ..... Signed **John Jenkins**.  
July 3, 2012 ..... Named **Wes Wilcox** Assistant General Manager.  
June 28, 2012 ..... Selected **John Jenkins** (23rd overall) and **Mike Scott** (43rd overall) in 2012 NBA Draft.  
June 25, 2012 ..... **Danny Ferry** named President of Basketball Operations and General Manager.  
May 18, 2012 ..... Hawks pick up contract option for head coach **Larry Drew**.  
April 27, 2012 ..... **Ivan Johnson** named Eastern Conference Rookie of the Month.  
March 26, 2012 ..... **Joe Johnson** named Eastern Conference Player of the Week.  
March 15, 2012 ..... Hawks trade a 2012 second-round pick to the Golden State Warriors in exchange for cash considerations.  
March 1, 2012 ..... Signed **Erick Dampier** for the remainder of the season.  
February 19, 2012 ..... Signed **Erick Dampier** to a second 10-day contract.  
February 9, 2012 ..... Signed **Erick Dampier** to a 10-day contract.  
January 26, 2012 ..... Requested waivers on **Donald Sloan**.  
December 23, 2011 ..... Requested waivers on **Keith Benson**, **Magnum Rolle**, **Pape Sy** and **Brad Wanamaker**.



## MAJOR TRANSACTIONS: 1968 - 2013, CONT.

December 22, 2011 .....Signed **Willie Green**.  
 December 20, 2011 .....Signed **Jannero Pargo**.  
 December 17, 2011 .....Requested waivers on **Charles Garcia** and **Zach Graham**.  
 December 12, 2011 .....Signed **Brad Wanamaker**.  
 December 9, 2011 .....Signed second-round pick **Keith Benson** ... Signed free agents **Tracy McGrady**, **Vladimir Radmanovic**, **Jerry Stackhouse**, **Charles Garcia**, **Zach Graham**, **Ivan Johnson** and **Donald Sloan** ... Re-signed **Jason Collins**.  
 June 23, 2011 .....Selected **Keith Benson** with the 48th overall pick (2nd round) of the 2011 NBA Draft.  
 April 11, 2011 .....Signed free agent **Magnum Rolle**.  
 March 2, 2011 .....Recalled **Pape Sy** from the Utah Flash of the NBA Development League.  
 February 23, 2011 .....Acquired **Kirk Hinrich** and **Hilton Armstrong** from Washington in exchange for **Mike Bibby**, **Maurice Evans**, **Jordan Crawford** and a draft pick.  
 January 28, 2011 .....Signed **Damien Wilkins** for the remainder of the season.  
 January 18, 2011 .....Signed **Damien Wilkins** to a second 10-day contract.  
 January 8, 2011 .....Signed **Damien Wilkins** to a 10-day contract.  
 January 5, 2011 .....Requested waivers on **Damien Wilkins**.  
 December 27, 2010 .....Assigned **Pape Sy** to the Utah Flash of the NBA Development League.  
 December 3, 2010 .....Signed **Damien Wilkins**.  
 November 1, 2010 .....Agreed to a multi-year contract extension with **Al Horford**.  
 October 20, 2010 .....Released **Evan Brock**, **Richard Delk** and **Ricardo Marsh**.  
 September 24, 2010 .....Signed **Evan Brock**, **Richard Delk** and **Ricardo Marsh**.  
 September 15, 2010 .....Signed **Pape Sy**.  
 September 8, 2010 .....Named **Nick Van Exel** as Player Development Instructor.  
 September 2, 2010 .....Signed **Etan Thomas**.  
 July 29, 2010 .....Re-signed **Jason Collins**.  
 July 28, 2010 .....Named **Kenny Gattison** an assistant coach.  
 July 26, 2010 .....**Josh Powell** signed to a contract.  
 July 14, 2010 .....Acquired second-round pick from Phoenix, in exchange for **Josh Childress**.  
 July 9, 2010 .....Signed rookie guard **Jordan Crawford**.  
 July 8, 2010 .....Re-signed unrestricted free agent **Joe Johnson**.  
 July 8, 2010 .....Named **Lester Conner**, **Bob Bender** and **Tyrone Hill** assistant coaches, and **Greg Ballard** as scout.  
 June 24, 2010 .....Acquired **Jordan Crawford**, along with rights to **Tibor Pleiss**, in a draft night trade from New Jersey, in exchange for the rights to **Damion James** ... Pleiss' rights are traded to the Oklahoma City Thunder in exchange for cash considerations.  
 June 18, 2010 .....Philips Arena President **Bob Williams** named President of the Hawks.  
 June 13, 2010 .....**Larry Drew** named head coach.  
 May 6, 2010 .....**Joe Johnson** named All-NBA third team.  
 May 5, 2010 .....**Josh Smith** named to NBA's All-Defensive second team.  
 April 27, 2010 .....**Jamal Crawford** named the winner of the NBA's Sixth Man Award.  
 February 1, 2010 .....Signed **Mario West** for the remainder of the season.  
 January 22, 2010 .....Signed **Mario West** to a second 10-day contract.  
 January 12, 2010 .....Signed **Mario West** to a 10-day contract.  
 January 5, 2010 .....Waived **Othello Hunter**.  
 October 21, 2009 .....Waived **Garret Siler**, **Courtney Sims** and **Mario West**.  
 October 20, 2009 .....Waived **Juan Dixon** and **Mike Wilks**.  
 October 13, 2009 .....Waived **Aaron Miles** and **Frank Robinson**.  
 September 25, 2009 .....Signed **Juan Dixon**, **Othello Hunter**, **Aaron Miles**, **Frank Robinson**, **Garret Siler**, **Courtney Sims**, **Mario West** and **Mike Wilks**.  
 September 2, 2009 .....Signed **Jason Collins**.  
 August 25, 2009 .....Signed **Joe Smith**.  
 August 7, 2009 .....Re-signed **Marvin Williams**.  
 July 20, 2009 .....Signed **Jeff Teague**.  
 July 14, 2009 .....Acquired a second-round draft pick, cash and future considerations from Houston in exchange for **David Andersen**.  
 July 13, 2009 .....Signed **Mike Bibby** and **Zaza Pachulia** to new contracts.  
 July 25, 2009 .....Acquired **Jamal Crawford** from Golden State in exchange for **Acie Law IV** and **Speedy Claxton**.  
 June 25, 2009 .....Selected **Jeff Teague** (19th overall) and **Sergiy Gladyr** (49th) in the 2009 NBA Draft.  
 February 23, 2009 .....Recalled **Thomas Gardner** and **Othello Hunter** from the Anaheim Arsenal of the NBA D-League.  
 February 20, 2009 .....Assigned **Thomas Gardner** to the Anaheim Arsenal of the NBA D-League.  
 February 17, 2009 .....Assigned **Othello Hunter** to the Anaheim Arsenal of the NBA D-League.  
 October 14, 2008 .....Requested waivers on **Marcus Hubbard** and **Frank Robinson**.  
 October 4, 2008 .....Waived **Olumide Oyedeji**.  
 September 29, 2008 .....Signed free agent **Olumide Oyedeji**.

## MAJOR TRANSACTIONS: 1968 - 2013, CONT.

September 26, 2008 .....Signed free agents **Marcus Hubbard**, **Frank Robinson** and **Mario West**.  
 September 25, 2008 .....Exercised the contract options for 2009-10 season on **Al Horford** and **Acie Law IV**.  
 September 24, 2008 .....Named **Mark Price** Shooting Consultant and **Duane Ferrell** as Player Relations and Programs Manager.  
 August 13, 2008 .....Atlanta matches the Memphis Grizzlies offer sheet on **Josh Smith**, signing him to a new contract.  
 August 12, 2008 .....Hawks sign free agent **Ronald "Flip" Murray**.  
 August 11, 2008 .....Atlanta signs free agents **Thomas Gardner** and **Othello Hunter**.  
 July 30, 2008 .....Hawks sign free agent **Randolph Morris**.  
 July 29, 2008 .....Atlanta signs free agent **Maurice Evans**.  
 July 16, 2008 .....Hawks name **Jim Todd** and **Tyrone Hill** assistant coaches.  
 June 24, 2008 .....Atlanta signs assistant coaches **Larry Drew** and **Bob Bender** to new contracts, and announces the addition of **David Pendergraft** (Assistant GM/Director of Player Personnel) and **Steve Rosenberry** (Director of Pro Personnel/College Scouting) to the basketball operations department.  
 June 13, 2008 .....Hawks sign head coach **Mike Woodson** to a new contract.  
 May 28, 2008 .....Atlanta names **Rick Sund** as General Manager.  
 March 9, 2008 .....Hawks sign **Jeremy Richardson** for the remainder of the season.  
 February 28, 2008 .....Atlanta signs **Jeremy Richardson** to a second 10-day contract.  
 February 18, 2008 .....Hawks sign **Jeremy Richardson** to a 10-day contract.  
 February 16, 2008 .....Atlanta acquires **Mike Bibby** from Sacramento in exchange for **Anthony Johnson**, **Tyronn Lue**, **Shelden Williams**, **Lorenzen Wright** and a 2008 second round draft pick.  
 October 25, 2007 .....Hawks waive **Antywane Robinson**, **Steven Smith** and **Jamaal Tatum**.  
 October 1, 2007 .....Atlanta signs free agents **Antywane Robinson**, **Steven Smith**, **Jamaal Tatum** and **Mario West**.  
 August 22, 2007 .....Hawks name **Alton Lister** as an assistant coach.  
 August 21, 2007 .....Atlanta exercised contract options on **Marvin Williams** and **Shelden Williams** for 2008-09 season.  
 July 9, 2007 .....Hawks sign first-round picks **Al Horford** and **Acie Law IV**.  
 June 28, 2007 .....Atlanta selects **Al Horford** (third overall) and **Acie Law IV** (11th overall) in the 2007 NBA Draft.  
 April 19, 2007 .....**Shelden Williams** named NBA Eastern Conference Rookie of the Month.  
 February 22, 2007 .....Hawks acquire **Anthony Johnson** from Dallas in exchange for a 2007 2nd-round pick.  
 February 6, 2007 .....Atlanta signs **Jeremy Richardson** to a second 10-day contract.  
 January 27, 2007 .....Hawks sign **Jeremy Richardson** to a 10-day contract.  
 January 16, 2007 .....Atlanta signs **Dijon Thompson** to a second 10-day contract.  
 January 6, 2007 .....Hawks sign **Dijon Thompson** to a 10-day contract.  
 January 3, 2007 .....Atlanta waives **Cedric Bozeman**.  
 December 28, 2006 .....Hawks sign **Slava Medvedenko**.  
 December 23, 2006 .....Atlanta waives **Matt Freije**.  
 October 26, 2006 .....Hawks waive **Andre Brown** and **Andreas Glyniadakis**.  
 October 23, 2006 .....Atlanta waives **Lionel Chalmers** and **Kaniel Dickens**.  
 October 3, 2006 .....Promoted **Gary Fitzsimmons** to VP/Asst. GM, **Scott Wilkinson** to Asst. GM and **Mike McNeive** to Director of Basketball Ops.  
 September 29, 2006 .....Signed **Cedric Bozeman**, **Andre Brown**, **Lionel Chalmers**, **Kaniel Dickens**, **Matt Freije** and **Andreas Glyniadakis**.  
 August 30, 2006 .....Hawks sign **Lorenzen Wright** to a contract.  
 August 28, 2006 .....Atlanta exercises the 2007-08 contract options for **Josh Smith**, **Josh Childress** and **Marvin Williams**.  
 August 22, 2006 .....Hawks acquire a 2007 first-round pick from the Indiana Pacers, in exchange for **Al Harrington** and **John Edwards**.  
 July 12, 2006 .....Atlanta signs guard **Speedy Claxton** to a contract.  
 July 12, 2006 .....Atlanta signs second-round draft pick **Solomon Jones** to a contract.  
 July 10, 2006 .....Hawks sign first-round draft pick **Shelden Williams** to a contract.  
 June 30, 2006 .....Hawks exercised contract option on **Royal Ivey** for 2005-06 campaign, and decline Donta Smith's option.  
 June 29, 2006 .....Atlanta selects **Shelden Williams** (1st round, 5th overall) and **Solomon Jones** (2nd round, 33rd overall) in the 2006 NBA Draft.  
 May 4, 2006 .....**Marvin Williams** named to the NBA All-Rookie second team.  
 April 16, 2006 .....Hawks sign **Anthony Grundy** for the remainder of the season.  
 April 6, 2006 .....Atlanta signs **Anthony Grundy** to a second 10-day contract.  
 March 27, 2006 .....Hawks sign **Anthony Grundy** to a 10-day contract.  
 March 12, 2006 .....Atlanta signs **James Lang** to a second 10-day contract.  
 March 6, 2006 .....Hawks recall **Donta Smith** from Arkansas of the NBA Development League.  
 March 2, 2006 .....Atlanta signs **James Lang** to a 10-day contract.  
 February 24, 2006 .....Hawks waive **Tony Delk**.  
 January 5, 2006 .....Atlanta waives **John Thomas**.  
 December 2, 2005 .....Hawks assign **Donta Smith** to the Arkansas RimRockers of the NBA Development League.  
 November 25, 2005 .....Atlanta claims **John Thomas** off waivers.  
 October 27, 2005 .....Hawks waive **Anthony Grundy** and **Ajani Williams**.  
 October 13, 2005 .....Atlanta waives **Roderick Riley**, **Mark Strickland** and **Anthony Wilkins**.



## MAJOR TRANSACTIONS: 1968 - 2013, CONT.

October 4, 2005.....Hawks sign free agents **Anthony Grundy**, **Roderick Riley**, **Mark Strickland**, **Anthony Wilkins** and **Ajani Williams**.

September 12, 2005.....Atlanta signs free agent **Esteban Batista**.

August 30, 2005.....Hawks announce signing of **Tyronn Lue**, **Salim Stoudamire** and **John Edwards**.

August 19, 2005.....Atlanta obtains **Joe Johnson** from the Phoenix Suns in exchange for **Boris Diaw** and two conditional first-round picks.

August 11, 2005.....Hawks sign free agent **Zaza Pachulia**.

August 3, 2005.....Atlanta signs Milwaukee's restricted free agent **Zaza Pachulia** to an offer sheet.

July 12, 2005.....Hawks sign **Marvin Williams** to a contract.

July 5, 2005.....Atlanta releases **Obinna Ekezie** and **James Thomas**.

July 1, 2005.....Hawks decline to pick up the contract option on **Peja Drobnyak**, making him an unrestricted free agent.

June 28, 2005.....Atlanta selects **Marvin Williams** (No. 2), **Salim Stoudamire** (No. 31) and **Cenk Akyol** (No. 59) in the 2005 NBA Draft.

April 16, 2005.....Hawks place **James Thomas** (back spasms) on the injured list, and activate **Kevin Willis**.

April 9, 2005.....Atlanta places **Obinna Ekezie** (strained left shoulder) on the IL, and signs **James Thomas** for the remainder of the season.

April 7, 2005.....Hawks place **Al Harrington** (right knee tendinitis) on the IL, and activate **Michael Stewart**.

March 14, 2005.....Hawks place **Michael Stewart** (low back spasms) on the IL, and activate **Tony Delk**.

March 8, 2005.....Atlanta places **Kevin Willis** (lower back strain) on the IL, and activates **Donta Smith**.

March 5, 2005.....Hawks activate **Kevin Willis** from the IL.

March 1, 2005.....Atlanta waives **Gary Payton**.

February 24, 2005.....Atlanta acquires a 2005 or future first-round pick, **Gary Payton**, **Tom Gugliotta** and **Michael Stewart** from the Boston Celtics in exchange for **Antoine Walker** ... Atlanta waives **Kenny Anderson** and **Chris Crawford** ... Atlanta places **Tony Delk** (left hand contusion) and **Donta Smith** (left knee tendinitis) on the injured list.

February 22, 2005.....Hawks place **Kevin Willis** (lower back strain) on the IL, and activate **Al Harrington**.

February 12, 2005.....Hawks place **Kenny Anderson** (left hamstring strain) on the IL, and activate **Josh Smith**.

February 7, 2005.....Hawks place **Al Harrington** (right knee tendinitis) on the IL, and activate **Kenny Anderson**.

February 2, 2005.....Atlanta places **Josh Smith** (sprained right ankle) on the IL, and activates **Donta Smith**.

January 31, 2005.....Hawks sign **Obinna Ekezie** for the remainder of the season.

January 29, 2005.....Atlanta places **Kenny Anderson** (left calf strain) on the IL, and activates **Royal Ivey**.

January 24, 2005.....Hawks place **Donta Smith** (left knee tendinitis) on the IL, and activate **Kevin Willis**.

January 20, 2005.....Hawks sign **Obinna Ekezie** to a second 10-day contract.

January 19, 2005.....Hawks place **Royal Ivey** (right knee tendinitis) on the IL, and activate **Tony Delk**.

January 10, 2005.....Atlanta places **Kevin Willis** (strained lower back) on the IL, and signs **Obinna Ekezie** to a 10-day contract.

January 6, 2005.....Atlanta places **Tony Delk** (left hand contusion/sprain) on the IL, and activates **Donta Smith**.

December 23, 2004.....Atlanta acquires **Tyronn Lue** from the Houston Rockets in exchange for **Jon Barry**.

December 14, 2004.....Atlanta waives **Jelani McCoy**, and activates **Royal Ivey** from the IL.

November 30, 2004.....Hawks place **Donta Smith** (lower back strain) on the IL, and activate **Kevin Willis**.

November 26, 2004.....Hawks place **Royal Ivey** (sprained right medial collateral ligament) on the IL, and activate **Donta Smith**.

November 19, 2004.....Atlanta places **Kevin Willis** (strained right shoulder) on the IL, and activates **Tony Delk**.

November 8, 2004.....Hawks waive **Anthony Miller** and sign **Jelani McCoy**.

November 1, 2004.....Hawks place **Chris Crawford** (torn ACL, right knee), **Tony Delk** (sore right knee) and **Donta Smith** (lower back strain) on the IL.

October 28, 2004.....Hawks waive **Lonny Baxter** and **Donnell Harvey**.

October 22, 2004.....Atlanta signs **Donnell Harvey**, and waives **Reggie Butler**, **Jeff Myers** and **Saddi Washington**.

October 6, 2004.....Atlanta extends the contract of Executive VP and General Manager **Billy Knight**.

October 5, 2004.....Hawks sign **Anthony Miller**.

October 4, 2004.....Atlanta signs **Saddi Washington**, **Reggie Butler**, **Jeff Myers** and **Lonny Baxter**.

September 22, 2004.....Atlanta signs **Kevin Willis**.

September 16, 2004.....Hawks sign **Kenny Anderson** and **Jon Barry**.

August 24, 2004.....Hawks name **Larry Drew**, **Herb Brown**, **Bob Bender**, **Greg Ballard** and **David Fizdale** assistant coaches.

August 16, 2004.....Hawks acquire **Predrag Drobnyak** from Charlotte for a 2005 second-round pick.

August 4, 2004.....Atlanta acquires **Antoine Walker** and **Tony Delk** from Dallas in exchange for **Jason Terry**, **Alan Henderson** and a future first-round pick.

July 15, 2004.....Hawks acquire **Al Harrington** from the Indiana Pacers in exchange for **Stephen Jackson** (sign-and-trade).

July 12, 2004.....Atlanta signs first-round picks **Josh Childress** and **Josh Smith**.

July 8, 2004.....Hawks name **Mike Woodson** as head coach.

June 24, 2004.....Hawks select **Josh Childress** (No. 6), **Josh Smith** (No. 17), **Donta Smith** (No. 34), **Royal Ivey** (No. 37) and **Viktor Sanikidze** (No. 42) in the 2004 NBA Draft ... Hawks trade **Sanikidze** to the San Antonio Spurs for a 2005 second-round pick, and cash considerations.

May 7, 2004.....Hawks dismiss **Terry Stotts** from head coaching position.

## MAJOR TRANSACTIONS: 1968 - 2013, CONT.

March 31, 2004.....The Hawks and Philips Arena operating rights are sold to a group of businessmen led by **Bruce Levenson** and **Michael Gearon**. Additionally, **Bernie Mullin** is named President and Chief Executive Officer, **Billy Duffy** is named Executive Vice President and Chief Financial Officer and **Ailey Penningroth** is named Vice President of Strategic Planning/Special Assistant to the President & CEO ... Additionally, **Dominique Wilkins** is named Vice President/Basketball.

March 28, 2004.....Atlanta signs **Jason Collier** for the remainder of the season.

March 18, 2004.....Hawks sign **Michael Bradley** for the remainder of the season, and sign **Jason Collier** to a second 10-day contract.

March 15, 2004.....Atlanta waives forward **Chris Mills**, places center **Joel Przybilla** on the injured list, and signs center **Mamadou N'diaye** for the rest of the season.

March 12, 2004.....Hawks announce that a group of businessmen led by **Bruce Levenson** and **Michael Gearon** have received NBA approval for transfer of the Hawks' operations.

March 9, 2004.....Atlanta signs forward **Josh Davis** to a 10-day contract.

March 8, 2004.....Hawks sign forward **Jason Collier** to a 10-day contract.

March 1, 2004.....Atlanta places forward **Chris Mills** on the injured list, and activates guard/forward **Travis Hansen**.

February 28, 2004.....Hawks sign center **Mamadou N'diaye** to a second 10-day contract.

February 27, 2004.....Atlanta signs forward/center **Hiram Fuller** to a 10-day contract.

February 25, 2004.....Hawks request waivers on guard **Dion Glover**.

February 19, 2004.....Atlanta obtains a first-round pick (owed to Detroit from Milwaukee), guard **Bob Sura** and center **Zeljko Rebraca** from the Detroit Pistons, as well as veteran forward **Chris Mills** from the Boston Celtics, with forward **Rasheed Wallace** going to the Pistons in exchange. As part of the three-team deal, **Chucky Atkins**, **Lindsey Hunter**, a first-round draft pick and cash compensation go from Detroit to Boston in exchange for **Mike James**.

February 19, 2004.....Hawks request waivers on **Terrell Brandon**, and place **Travis Hansen** and **Alan Henderson** on the injured list.

February 18, 2004.....Hawks request waivers on **Michael Doleac**, and sign center **Mamadou N'diaye** to a 10-day contract.

February 15, 2004.....Atlanta acquires **Michael Doleac** (from the Knicks) and **Joel Przybilla** (from the Bucks), along with a 2005 second-round draft choice (from the Knicks), in exchange for **Nazr Mohammed** (to the Knicks) ... In addition, **Keith Van Horn** goes from New York to Milwaukee, while **Tim Thomas** goes from the Bucks to the Knicks.

February 9, 2004.....Hawks obtain **Rasheed Wallace** and **Wesley Person** from Portland in exchange for **Shareef Abdur-Rahim**, **Theo Ratliff** and **Dan Dickau**.

December 29, 2003.....Atlanta requests waivers on forward **Lee Nailon**, and activates forward **Alan Henderson** from the injured list.

November 17, 2003.....Hawks, Braves and Thrashers president **Stan Kasten** announces his resignation.

November 8, 2003.....Hawks place **Alan Henderson** on the injured list, and activate **Dan Dickau**.

October 27, 2003.....Hawks place guards **Terrell Brandon** and **Dan Dickau** and forward/center **Obinna Ekezie** on the injured list.

October 27, 2003.....Atlanta requests waivers on **Randy Holcomb**.

October 23, 2003.....Hawks requests waivers on **Jerry Holman** and "Smush" **Parker**.

October 17, 2003.....Hawks request waivers on guard **Tierre Brown**.

October 3, 2003.....Atlanta signs free agent forward **Stephen Jackson**.

September 29, 2003.....Hawks head coach **Terry Stotts** names **Larry Smith**, **Jim Boylan**, **Armond Hill** and **Mike McNeive** as his assistant coaches.

September 26, 2003.....Hawks sign guard **Dion Glover** to a contract.

September 25, 2003.....Atlanta announces the re-signing of guard **Jason Terry** to a contract.

September 16, 2003.....Hawks announce that Turner Broadcasting System, Inc. (TBS, Inc.) and a group of businessmen led by **Bruce Levenson** and **Michael Gearon** have signed a binding agreement for transfer of ownership of the Hawks.

September 11, 2003.....Hawks receive notification that guard **Jason Terry** has signed an offer sheet with the Utah Jazz.

September 4, 2003.....Atlanta signs free agent guard **Jacque Vaughn**.

August 11, 2003.....Hawks name **Billy Knight** as General Manager and **Terry Stotts** as Head Coach.

August 6, 2003.....Hawks assistant coach **Alex English** accepts an assistant coaching position with the Philadelphia 76ers.

July 23, 2003.....Atlanta acquires the contract and services of guard **Terrell Brandon** from the Timberwolves, and **Randy Holcomb** from the Philadelphia 76ers, along with a 2007 first-round pick, in exchange for sending forward **Glenn Robinson** and a 2006 second-round pick to the Sixers, as part of a four-team deal which includes New York and Minnesota.

July 10, 2003.....Hawks sign draft picks **Boris Diaw** and **Travis Hansen** to contracts.

June 26, 2003.....Atlanta selects guard/forward **Boris Diaw** in the first round (21st overall) and guard **Travis Hansen** in the second round (37th overall) of the 2003 NBA Draft.

June 26, 2003.....Hawks extend qualifying offer to restricted free agent **Jason Terry**.

May 29, 2003.....Hawks assistant coach **Steve Henson** accepts a position as assistant coach at University of South Florida.

May 1, 2003.....Turner Broadcasting enters letter of intent with **David McDavid**, providing an exclusive negotiating period for the possible purchase of the Atlanta Hawks, Atlanta Thrashers and the operating rights to Philips Arena.

April 14, 2003.....Hawks sign **Mikki Moore** for the remainder of the season.

April 3, 2003.....Atlanta signs **Mikki Moore** to a second 10-day contract.



MAJOR TRANSACTIONS: 1968 - 2013, CONT.

- April 2, 2003.....Hawks relieve VP/GM **Pete Babcock** of his duties.
- March 24, 2003.....Atlanta signs **Mikki Moore** to a 10-day contract.
- March 4, 2003.....Hawks sign **Brandon Williams** to a second 10-day contract.
- February 21, 2003.....**Jermaine Jackson** signed for the remainder of the season, and **Brandon Williams** signed to a 10-day contract.
- February 10, 2003.....Atlanta signs **Jermaine Jackson** to a second 10-day contract.
- February 2, 2003.....Hawks sign **Corey Benjamin** to his second 10-day contract.
- January 30, 2003.....Atlanta signs **Jermaine Jackson** to a 10-day contract.
- January 24, 2003.....Hawks place **Ira Newble** on the injured list and activate **Chris Crawford**.
- January 22, 2003.....Atlanta signs **Corey Benjamin** to a 10-day contract.
- January 20, 2003.....**Mike Wilks** is signed to a second 10-day contract.
- January 9, 2003.....Hawks place **Chris Crawford** on the injured list, and sign **Mike Wilks** and **Paul Shirley** to 10-day contracts.
- January 7, 2003.....Atlanta requests waivers on guard **Mike Wilks**.
- January 3, 2003.....Hawks waive **Matt Maloney** and activate **Dan Dickau** from the injured list.
- December 26, 2002.....Atlanta relieves head coach **Lon Kruger** and assistant coach **Gar Heard** of their duties. **Terry Stotts** is named head coach, while **Alex English** is promoted from Director of Player Development to assistant coach, and **Steve Henson** remains as assistant coach.
- December 24, 2002.....Hawks sign guard **Mike Wilks**.
- December 23, 2002.....Guard **Emanuel Davis** is placed on the injured list.
- December 10, 2002.....Atlanta waives center **Amal McCaskill** and activated center **Nazr Mohammed**.
- November 21, 2002.....Hawks place **Dan Dickau** on the injured list and signed **Matt Maloney**.
- November 9, 2002.....Atlanta releases **Antonio Harvey** and activated **Chris Crawford** from the injured list.
- October 31, 2002.....**Nazr Mohammed** placed on the injured list, and signed **Amal McCaskill**.
- October 28, 2002.....Hawks place **Chris Crawford** and **DerMarr Johnson** on the injured list.
- October 24, 2002.....Atlanta releases **Maurice Carter**, **Rod Grizzard** and **Paul Shirley** from the training camp roster.
- October 18, 2002.....Hawks release **Fred House** and **George Williams** from the training camp roster.
- October 11, 2002.....Atlanta releases **Mario Bennett** from the training camp roster.
- September 11, 2002.....Hawks re-sign forward **Ira Newble**.
- September 5, 2002.....Atlanta names **Harold Ellis** as an advance scout.
- August 20, 2002.....Hawks name **Terry Stotts** and **Steve Henson** as assistant coaches, **Alex English** as Director of Player Development, and **Dominique Wilkins** as Player Development Assistant.
- August 2, 2002.....Atlanta acquires forward **Glenn Robinson** from the Milwaukee Bucks in exchange for **Toni Kukoc**, **Leon Smith** and a first round draft pick in 2003.
- July 11, 2002.....Hawks sign rookie point guard **Dan Dickau**.
- June 26, 2002.....Atlanta acquires the draft rights to **Dan Dickau** from the Sacramento Kings in exchange for a future first-round draft pick ... Atlanta selects **David Andersen** in the second round (37th overall) ... The Hawks trade **Efthimos Rentzias** to Philadelphia for two future second-round picks.
- May 17, 2002.....Hawks announce the promotion of **Chris Grant** to Director of Scouting.
- May 15, 2002.....**Billy Knight** named to newly created position of Director of Basketball Operations.
- March 6, 2002.....Atlanta granted an injury exception for **Dion Glover**, and sign **Leon Smith** for the remainder of the season.
- February 17, 2002.....Hawks place **Theo Ratliff** (right hip sprain) on the injured list and activate **Toni Kukoc** from the injured list.
- February 15, 2002.....Atlanta activates **Alan Henderson** from the injured list.
- February 11, 2002.....**Ira Newble** signed for the remainder of the season.
- February 1, 2002.....Hawks sign **Ira Newble** to a second 10-day contract.
- January 29, 2002.....Atlanta signs **Mark Strickland** for the remainder of the season.
- January 24, 2002.....**Leon Smith** signed to a second 10-day contract.
- January 22, 2002.....The NBA suspends **Shareef Abdur-Rahim** and **Jason Terry** for three games and one game respectively for their roles in an altercation during the fourth quarter of the Jan. 21 game against Houston ... Hawks place **Emanuel Davis** on the injured list and sign **Ira Newble** to a 10-day contract.
- January 19, 2002.....Atlanta signs **Mark Strickland** to a second 10-day contract.
- January 14, 2002.....Hawks sign **Leon Smith** to a 10-day contract.
- January 10, 2002.....Atlanta activates **Theo Ratliff** from the injured list and places **Toni Kukoc** (fractured right wrist) on the injured list.
- January 9, 2002.....**Chris Crawford** (tom ACL, left knee) is placed on the injured list and **Mark Strickland** is signed to a 10-day contract.
- January 7, 2002.....Hawks request waivers on **Mark Strickland** and **Reggie Slater** ... **Chris Crawford** is activated from the injured list.
- December 13, 2001.....Atlanta signs **Reggie Slater**.
- November 18, 2001.....**Dickey Simpkins** is waived.
- November 14, 2001.....Hawks sign **Dickey Simpkins**.
- November 13, 2001.....Atlanta signs forward **Mark Strickland** ... Hawks activate **Shareef Abdur-Rahim** from the injured list, and in a separate transaction, places forward **Chris Crawford** (tom ACL, left knee) on the injured list.
- November 10, 2001.....**Toni Kukoc** is activated from the injured list and **Shareef Abdur-Rahim** (left knee contusion) is placed on the injured list.

MAJOR TRANSACTIONS: 1968 - 2013, CONT.

- November 6, 2001.....Hawks place **Toni Kukoc** (strained left quadricep muscle) is placed on the injured list.
- November 5, 2001.....Atlanta places **Theo Ratliff** (right hip flexor and slight groin pull) on the injured list.
- October 29, 2001.....**Alan Henderson** (inflammation, right knee) is placed on the injured list.
- October 26, 2001.....Hawks exercise their option on fourth-year contracts of **Jason Terry** and **Dion Glover**.
- October 24, 2001.....Atlanta requests waivers on **Ira Newble**, **Ivano Newbill** and **Scoonie Penn**.
- October 9, 2001.....Hawks release **Juan "Pepe" Sanchez**.
- October 2, 2001.....Free agents **Ivano Newbill**, **Ira Newble**, **Scoonie Penn** and **Juan "Pepe" Sanchez** signed.
- July 30, 2001.....Atlanta signs free agent guard **Jacque Vaughn**.
- July 27, 2001.....Free agent guard **Emanuel Davis** signs with Atlanta.
- July 19, 2001.....Hawks agree to terms with free agent center **Nazr Mohammed**.
- June 27, 2001.....Atlanta drafts Maryland's **Terence Morris** with the 34th overall pick in the 2001 NBA Draft, and trades his rights to the Houston Rockets for a future first round pick.
- June 27, 2001.....Hawks draft Iowa State's **Jamaal Tinsley** with the 27th overall pick in the 2001 NBA Draft, and trade his rights to the Indiana Pacers for a future first round pick.
- June 27, 2001.....Hawks reach an agreement in principle to acquire **Shareef Abdur-Rahim** and the 27th overall pick in the 2001 NBA Draft from the Vancouver Grizzlies in exchange for **Brevin Knight**, **Lorenzen Wright** and **Pau Gasol**, the third overall pick in the 2001 NBA Draft.
- March 19, 2001.....Atlanta activates **Lorenzen Wright** from the injured list.
- March 12, 2001.....**Pepe Sanchez** is waived and **Matt Maloney** is activated from the injured list.
- March 10, 2001.....Hawks place **Lorenzen Wright** (sprained right thumb) on the injured list.
- February 23, 2001.....**Theo Ratliff** (stress fracture, right wrist) is placed on injured list and **Hanno Mottola** is activated.
- February 22, 2001.....Atlanta releases **Ira Bowman** and **Larry Robinson** from 10-day contracts, and acquires **Theo Ratliff**, **Toni Kukoc**, **Nazr Mohammed** and **Pepe Sanchez** from the Philadelphia 76ers in exchange for **Dikembe Mutombo** and **Roshown McLeod**.
- February 16, 2001.....**Roshown McLeod** is placed on the injured list and **Ira Bowman** is signed to a 10-day contract.
- February 14, 2001.....Hawks place **Matt Maloney** (strained right hand) on the injured list.
- February 13, 2001.....Atlanta places **Hanno Mottola** (sprained left elbow) on the injured list.
- February 5, 2001.....**Tony Smith** is not offered a second 10-day contract and **Matt Maloney** is activated.
- February 2, 2001.....**Brevin Knight** is activated from the injured list.
- January 26, 2001.....Hawks place **Brevin Knight** (strained right groin) on the injured list.
- January 25, 2001.....**Sean Colson** is waived and **Tony Smith** is signed to a 10-day contract.
- January 18, 2001.....Hawks sign **Sean Colson** to a 10-day contract.
- January 17, 2001.....Atlanta places **Matt Maloney** (strained right hand) on the injured list.
- January 13, 2001.....The No. 21 jersey of Hawks and NBA legend **Dominique Wilkins** is retired at Philips Arena.
- January 13, 2001.....Atlanta waives **Andy Panko**, and activates **Chris Crawford** from the injured list.
- January 6, 2001.....**Alan Henderson** is activated from the injured list.
- January 5, 2001.....**Andy Panko** is signed to a 10-day contract.
- January 2, 2001.....Hawks acquire **Brevin Knight** from the Cleveland Cavaliers in exchange for **Jim Jackson**, **Anthony Johnson** and **Larry Robinson**.
- December 26, 2000.....Atlanta activates **Jim Jackson** from the injured list.
- December 19, 2000.....**Alan Henderson** (sprained left shoulder) is placed on the injured list.
- December 15, 2000.....Atlanta places **Jim Jackson** (sprained right knee) on the injured list and activates **Roshown McLeod**.
- December 12, 2000.....Hawks place **Chris Crawford** (sprained left ankle and sore right big toe) on the injured list.
- November 28, 2000.....**Dion Glover** activated from injured list.
- November 24, 2000.....**Jim Jackson** (sprained medial collateral ligament, right knee) is placed on the injured list.
- November 14, 2000.....Atlanta places **Roshown McLeod** on the injured list and **Cal Bowdler** is activated.
- November 8, 2000.....Hawks waive **Anthony "Pig" Miller**, and activate **Dikembe Mutombo** from the injured list.
- October 30, 2000.....**Cal Bowdler** (sprained medial collateral ligament, right knee), **Dion Glover** (stress fracture, left foot) and **Dikembe Mutombo** (mild case of malaria) are placed on the injured list, and **Roshown McLeod's** contract is extended to a fourth year (for the 2001-02 season).
- October 28, 2000.....**Dan Cross**, **Stephen Howard** and **Rick Hughes** are waived.
- October 26, 2000.....Free agent **Chris Carrawell** signs, and is waived.
- October 25, 2000.....Atlanta signs free agent **Stephen Howard**.
- October 22, 2000.....Hawks sign free agents **Dan Cross** and **Rick Hughes**.
- October 2, 2000.....Atlanta signs free agents **Pete Chilcutt**, **Anthony "Pig" Miller**, **Matt Maloney**, **Michael Hawkins**, **Larry Robinson** and **Jason Sasser** to contracts.
- August 24, 2000.....Hawks name **Wally Blase** as Athletic Trainer and **Tom Smith** as assistant trainer/equipment manager.
- August 18, 2000.....Atlanta signs free agent guard **Anthony Johnson** to a contract, marking his second tour of duty with the Hawks.
- July 26, 2000.....Hawks sign second round pick **Hanno Mottola** to a contract.
- July 14, 2000.....Atlanta signs first round pick **DerMarr Johnson** to a contract.
- July 10, 2000.....Hawks name **Gar Heard** as an assistant coach, joining the staff of **Lon Kruger**.



## MAJOR TRANSACTIONS: 1968 - 2013, CONT.

- June 28, 2000 ..... Atlanta selects **DerMarr Johnson** (sixth overall), **Hanno Mottölä** (40th overall) and **Scoonie Penn** (56th overall) in NBA Draft 2000.
- June 8, 2000 ..... Hawks name **Rick Mahorn** and **Eric Musselman** as assistant coaches to Lon Kruger's staff.
- May 25, 2000 ..... Atlanta names former Illinois head coach **Lon Kruger** as the eighth full-time head coach in Atlanta Hawks history.
- April 24, 2000 ..... Head coach **Lenny Wilkens** elects to resign his position.
- March 27, 2000 ..... Hawks sign **Drew Barry** for the remainder of the season.
- March 17, 2000 ..... Atlanta places **Isaiah Rider** on waivers.
- February 25, 2000 ..... Hawks activate **Dion Glover** from the injured list.
- February 24, 2000 ..... Atlanta trades **Anthony Johnson** to the Orlando Magic in exchange for a future second-round pick.
- February 13, 2000 ..... Hawks center **Dikembe Mutombo** plays in the All-Star game for the sixth time in his career.
- January 28, 2000 ..... Hawks place **Dion Glover** on the injured list and activate **Roshown McLeod**.
- December 30, 1999 ..... **Isaiah Rider** suspended by the Hawks for one game.
- December 22, 1999 ..... Atlanta requests waivers on **Brandon Williams** and activates **LaPhonso Ellis** from the injured list.
- December 15, 1999 ..... Hawks sign **Brandon Williams** to a contract.
- December 8, 1999 ..... Atlanta places **Roshown McLeod** (strained hamstring) on the injured list.
- November 15, 1999 ..... Hawks suspend **Isaiah Rider** (violation of team rules) for one game.
- November 4, 1999 ..... Atlanta plays their first game ever at Philips Arena, a 119-109 loss to the Milwaukee Bucks.
- November 1, 1999 ..... **LaPhonso Ellis** is placed on the injured list (strained calf).
- October 18, 1999 ..... Atlanta requests waivers on **Raja Bell**, **Terik Brown**, **Tom Wideman** and **Kevin Jobity**.
- August 17, 1999 ..... Hawks request waivers on **Tyrone Corbin** and **Duane Ferrell**.
- August 8, 1999 ..... Atlanta acquires **Lorenzo Wright** from the Los Angeles Clippers in exchange for two first round draft picks.
- August 2, 1999 ..... Hawks acquire guards **Isaiah "J.R." Rider** and **Jim Jackson** from the Portland Trail Blazers in exchange for guards **Steve Smith** and **Ed Gray**.
- July 15, 1999 ..... Hawks sign first round pick **Dion Glover** to a multi-year contract.
- July 14, 1999 ..... Atlanta signs first round picks **Jason Terry** and **Cal Bowdler** to multi-year contracts.
- June 30, 1999 ..... The Hawks select Arizona's **Jason Terry** with the 10th overall pick in the 1999 NBA Draft. **Cal Bowdler** (17th overall), **Dion Glover** (20th overall), **Jumaine Jones** (27th overall) and **Roberto Bergersen** (52nd overall) round out the team's draft picks. **Jones** (to Philadelphia for a future first round draft pick) and **Bergersen** (to Portland for cash considerations) are traded on draft night.
- June 29, 1999 ..... The Hawks trade guard **Mookie Blaylock**, along with the 21st pick in the 1999 NBA Draft, to the Golden State Warriors in exchange for guard **Vernell "Bimbo" Coles**, forward **Duane Ferrell** and the 10th overall selection.
- May 9, 1999 ..... **Dikembe Mutombo** is awarded the NBA's IBM Award, given to the player who makes the biggest contribution to his team.
- April 16, 1999 ..... Atlanta activates **Steve Smith** from the injured list.
- April 8, 1999 ..... Hawks sign **Jeff Sheppard** for the remainder of the season.
- April 5, 1999 ..... Atlanta announces the hiring of former Hawks player **Jim Washington** as Director of Community Affairs.
- April 2, 1999 ..... Atlanta places **Steve Smith** on the injured list.
- March 29, 1999 ..... **Jeff Sheppard** is signed to a second 10-day contract.
- March 19, 1999 ..... Hawks sign **Jeff Sheppard** to a 10-day contract.
- March 14, 1999 ..... **LaPhonso Ellis** is placed on the injured list.
- March 4, 1999 ..... Hawks release **Jeff Sheppard** and activate **Steve Smith** from the injured list.
- February 22, 1999 ..... Atlanta places **Steve Smith** on the injured list and re-signs **Jeff Sheppard**.
- February 19, 1999 ..... Hawks release **Scot Pollard** and **Shammond Williams**.
- February 13, 1999 ..... **Scot Pollard** is activated from the injured list.
- February 12, 1999 ..... Atlanta releases **Jeff Sheppard**.
- February 4, 1999 ..... Hawks place **Scot Pollard** on the injured list.
- February 2, 1999 ..... Atlanta releases **Kebu Stewart**.
- February 1, 1999 ..... Hawks sign **Grant Long** to a contract and request waivers on **Bakari Hendrix**.
- January 30, 1999 ..... Atlanta faces the Charlotte Hornets in a free pre-season game at Georgia Tech.
- January 30, 1999 ..... Atlanta signs free-agent forward **LaPhonso Ellis** to a multi-year contract.
- January 25, 1999 ..... Hawks release **Mitch Henderson**, **Brian Oliver** and **Jason Lawson**.
- January 21, 1999 ..... The Hawks sign free agent guard **Anthony Johnson** and free agent center **Mark West**, while reaching agreements with draft picks **Roshown McLeod** and **Shammond Williams**.
- January 7, 1999 ..... NBA owners ratify collective bargaining agreement, assuring a 1998-99 season.
- October 2, 1998 ..... **Lenny Wilkens** is enshrined into the Naismith Memorial Basketball Hall of Fame as a coach, joining **John Wooden** as the only people to be inducted twice (once as player, once as coach).
- June 24, 1998 ..... The Hawks select **Roshown McLeod** (20th pick overall) and **Cory Carr** (49th overall) in the 1998 NBA Draft. Atlanta then trades the draft rights to Carr, along with two future second round draft picks, to Chicago for the rights to **Shammond Williams** (34th selection overall).
- June 23, 1998 ..... The Basketball Hall of Fame announces that **Lenny Wilkens** will be re-enshrined to the Hall, this time as a coach, joining **John Wooden** as the only men to be inducted twice.

## MAJOR TRANSACTIONS: 1968 - 2013, CONT.

- May 20, 1998 ..... **Dikembe Mutombo** is named to the All-NBA third team.
- May 6, 1998 ..... **Dikembe Mutombo** named to the league's All-Defensive first team, while **Mookie Blaylock** is selected to the second team.
- May 5, 1998 ..... **Dikembe Mutombo** is named the NBA's Defensive Player of the Year for the second straight year, and third time in four seasons.
- April 30, 1998 ..... **Alan Henderson** is honored as the NBA's Most Improved Player for the 1997-98 season.
- April 28, 1998 ..... **Steve Smith** wins the NBA's 1997-98 J. Walter Kennedy Citizenship Award.
- March 10, 1998 ..... **Eldridge Recasner** is activated from the injured list.
- March 9, 1998 ..... Hawks opt not to re-sign **Brian Oliver**.
- February 27, 1998 ..... **Brian Oliver** is re-signed to a second 10-day contract.
- February 17, 1998 ..... Hawks sign **Brian Oliver** to a 10-day contract.
- February 16, 1998 ..... **Lloyd Daniels** is released.
- February 13, 1998 ..... Hawks sign **Lloyd Daniels** to a 10-day contract.
- February 11, 1998 ..... **Drew Barry** is signed for the remainder of the season.
- January 30, 1998 ..... Hawks sign **Drew Barry** to a second 10-day contract.
- January 27, 1998 ..... **Dikembe Mutombo** is selected (by fan vote) as the starting center for the Eastern Conference All-Star team, while **Steve Smith** is added as a reserve by the Eastern Conference coaches.
- January 26, 1998 ..... **Ed Gray** is removed from the suspended list, but remains on the injured list.
- January 20, 1998 ..... Hawks activate **Mookie Blaylock** from the injured list, opt not to sign **Randy Livingston** to a second 10-day contract and sign **Drew Barry** to a 10-day contract.
- January 19, 1998 ..... **Ed Gray** is placed on the suspended list (violation of team policies).
- January 12, 1998 ..... **Steve Smith** is named NBA Player of the Week.
- January 10, 1998 ..... Hawks sign **Randy Livingston** to a 10-day contract.
- January 9, 1998 ..... **Mookie Blaylock** and **Ed Gray** are placed on the injured list.
- December 19, 1997 ..... Hawks request waivers on **Randy Livingston** and activate **"Pig" Miller** from the injured list.
- December 9, 1997 ..... **Anthony "Pig" Miller** is placed on the injured list and **Randy Livingston** is signed.
- November 20, 1997 ..... Hawks request waivers on **Randy Livingston** and activate **Eldridge Recasner**.
- November 10, 1997 ..... **Dikembe Mutombo** is named the NBA Player of the Week.
- November 7, 1997 ..... Hawks requested waivers on **Donald Whiteside** and signed **Randy Livingston**.
- October 30, 1997 ..... **Eldridge Recasner** is placed on the injured list and request waivers on **Ken Norman**.
- October 28, 1997 ..... Hawks release **Matt Steigenga**.
- October 19, 1997 ..... **Drew Barry** and **Walter Bond** are released.
- October 9, 1997 ..... Turner Sports and Entertainment Development, Inc. unveils design of the new downtown facility to serve as home of the Hawks and the NHL expansion Thrashers, scheduled to open in September, 1999.
- October 8, 1997 ..... Hawks release **David Crouse**, **Chris King** and **Jared Prickett**.
- September 29, 1997 ..... Hawks trade **Priest Lauderdale** to the Denver Nuggets in exchange for **Efthimos Rentzias** and a second-round selection in 2000.
- September 12, 1997 ..... Hawks re-sign free agent **Eldridge Recasner** to a contract.
- August 29, 1997 ..... Hawks Athletic Trainer **Joe O'Toole** announces his retirement, effective October 1. Strength and Conditioning Coach **Chris Tucker** is named as his replacement.
- August 29, 1997 ..... **Dikembe Mutombo** signs a four-year contract extension, effective after the 1997-98 season.
- August 27, 1997 ..... Head Coach **Lenny Wilkens** is signed to a four-year contract extension, taking him through 2001-02 season.
- July 8, 1997 ..... Announced the hiring of **Phil Hubbard** as an assistant coach, replacing **Bill Hanzlik**, who was named head coach of the Denver Nuggets.
- June 25, 1997 ..... Atlanta selects **Ed Gray** (1st Round, 22nd overall), along with **Alain Digbeu** (2nd Round, 50th overall) and **Chris Crawford** (2nd Round, 51st overall) in the 1997 NBA Draft.
- April 29, 1997 ..... **Dikembe Mutombo** (1st team) and **Mookie Blaylock** (2nd team) are named to the NBA's All-Defensive Team.
- April 24, 1997 ..... **Dikembe Mutombo** is named the NBA's Defensive Player of the Year for the second time.
- March 25, 1997 ..... Hawks sign **Darrin Hancock** for the remainder of the season.
- March 15, 1997 ..... **Darrin Hancock** is signed to a second 10-day contract.
- March 5, 1997 ..... Signed **Darrin Hancock** to a 10-day contract.
- March 4, 1997 ..... Atlanta released **Donnie Boyce**.
- February 24, 1997 ..... Hawks placed **Ken Norman** on the injured list and activated **Tyrone Corbin**.
- February 15, 1997 ..... Placed **Tyrone Corbin** on the injured list and activated **Alan Henderson**.
- February 5, 1997 ..... **Christian Laettner** and **Dikembe Mutombo** are named as reserves to the 1997 Eastern Conference All-Star Team. **Mutombo** started the game, replacing injured starter Patrick Ewing.
- January 7, 1997 ..... Requested waivers on **Darrin Hancock** and **Willie Burton** and activated **Tyrone Corbin**.
- January 2, 1997 ..... Atlanta signs **Darrin Hancock** to a contract.
- December 31, 1996 ..... Hawks placed **Willie Burton** on the injured list.
- December 20, 1996 ..... Atlanta signs **Henry James** to a contract.



MAJOR TRANSACTIONS: 1968 - 2013, CONT.

- December 19, 1996.....Placed **Tyrone Corbin** on the injured list.
- December 2, 1996.....Activated **Priest Lauderdale** from the injured list.
- November 26, 1996.....Hawks release **Derrick Alston**.
- November 18, 1996.....Released **Anthony "Pig" Miller** and activated **Ken Norman** from the injured list.
- November 14, 1996.....Atlanta signs **Anthony "Pig" Miller** to a contract.
- November 13, 1996.....Hawks place **Priest Lauderdale** on the injured list and sign **Derrick Alston** to a contract.
- November 12, 1996.....Atlanta places **Alan Henderson** on the injured list.
- November 4, 1996.....Placed **Ken Norman** on the injured list and signed **Willie Burton** to a contract.
- October 29, 1996.....**Zarko Paspalj** is released.
- October 28, 1996.....Atlanta requests waivers on **Willie Burton**, **Melvin Booker** and **Horacio Llamas**.
- October 2, 1996.....Sign **Zarko Paspalj**, **Melvin Booker**, **Pat Durham** and **Ivano Newbill** to contracts.
- September 27, 1996.....Sign free agent **Eldridge Recasner** to a contract.
- September 12, 1996.....Atlanta signs free agents **Tyrone Corbin** and **Willie Burton** to contracts.
- September 9, 1996.....Hawks sign first round pick **Priest Lauderdale** to a three-year contract.
- September 5, 1996.....Atlanta announces that the club has hired **Stan Albeck** as an assistant coach/scout, replacing **Jack Nolan**, who took a position as an assistant coach with the Dallas Mavericks.
- August 13, 1996.....Hawks sign **Jon Barry** to a one-year contract.
- August 9, 1996.....Atlanta signs **Horacio Llamas** to a contract.
- August 5, 1996.....Hawks re-sign **Donnie Boyce** to a one-year contract.
- July 23, 1996.....Atlanta re-signs **Steve Smith** to a seven-year contract.
- June 25, 1996.....Atlanta waives **Donnie Boyce** and **Blair Rasmussen**, while renouncing veteran free agents **Craig Ehlo**, **Matt Bullard** and **Reggie Jordan**.
- July 15, 1996.....Atlanta reaches agreement on a multi-year contract with center **Dikembe Mutombo** and trades **Stacey Augmon** and **Grant Long** to the Detroit Pistons in exchange for two first round and two second round draft picks.
- June 28, 1996.....Hawks elect not to exercise the option on **Craig Ehlo's** contract, making him a free agent.
- June 26, 1996.....Hawks draft center **Priest Lauderdale** with the 28th overall pick in the 1996 NBA Draft.
- June 25, 1996.....Atlanta trades the 45th and 47th overall picks in the 1996 NBA Draft to the Seattle Sonics in exchange for the 28th overall selection (second to last pick of the first round).
- June 12, 1996.....The New York Knicks notify the Hawks that they will exercise their option and take Atlanta's first-round pick (19th overall) in the 1996 NBA Draft.
- March 26, 1996.....Hawks sign **Reggie Jordan** for the remainder of the season.
- March 16, 1996.....Atlanta signs **Reggie Jordan** to a second 10-day contract.
- March 9, 1996.....Hawks release **Todd Mundt** and activate **Donnie Boyce** from the injured list.
- March 6, 1996.....Atlanta signs **Reggie Jordan** to a 10-day contract.
- March 1, 1996.....Hawks release **Howard Nathan**.
- February 22, 1996.....Atlanta obtains **Christian Laettner** and **Sean Rooks** from the Minnesota Timberwolves in exchange for **Andrew Lang** and **Spud Webb** and signs **Howard Nathan** to a 10-day contract.
- February 5, 1996.....Hawks release **Ronnie Grandison**.
- January 26, 1996.....Atlanta signs **Ronnie Grandison** to a second 10-day contract.
- January 16, 1996.....Hawks sign **Ronnie Grandison** to a 10-day contract.
- January 5, 1996.....Atlanta releases **Tim Kempton**.
- December 14, 1995.....Hawks release **Howard Nathan** and sign **Tim Kempton**.
- October 30, 1995.....Atlanta releases **Troy Brown**, **Cuonzo Martin** and **Gaylon Nickerson**.
- October 15, 1995.....Hawks release **Alex Blackwell**.
- October 5, 1995.....Atlanta signs **Stacey Augmon** to a five-year contract and second round pick **Troy Brown** to a one-year deal. The Hawks also sign free agents **Howard Nathan**, **Todd Mundt**, **Matt Bullard** and **Alex Blackwell** prior to the start of training camp.
- October 1, 1995.....Hawks sign second round pick **Donnie Boyce** to a two-year contract.
- September 25, 1995.....Atlanta signs first round pick **Alan Henderson** to a three-year contract and second-round pick **Cuonzo Martin** to a one-year deal.
- July 1, 1995.....**Greg Anderson**, **Jon Koncak**, **Jim Les** and **Ennis Whatley** become unrestricted free agents, and **Stacey Augmon** becomes a restricted free agent.
- June 29, 1995.....Atlanta acquires **Anthony "Spud" Webb** from the Sacramento Kings in exchange for **Tyrone Corbin**.
- June 28, 1995.....The Hawks select **Alan Henderson** (16th overall), **Donnie Boyce** (42nd overall), **Troy Brown** (45th overall) and **Cuonzo Martin** (57th overall) in the 1995 NBA Draft.
- June 27, 1995.....Atlanta names **Jerry Powell** as an assistant coach.
- June 23, 1995.....Hawks unveil new logo and uniforms for the 1995-96 season.
- June 19, 1995.....Hawks assistant coach **Brian Winters** is named first coach of the expansion Vancouver Grizzlies.
- June 14, 1995.....Atlanta informs the Miami Heat of the Hawks' intention of keeping their number one draft selection (16th overall) for the 1995 NBA Draft and as a result, Miami receives Atlanta's number one selection in the 1996 draft.

MAJOR TRANSACTIONS: 1968 - 2013, CONT.

- April 24, 1995.....**Lenny Wilkens** is named head coach of the 1996 US Olympic Team.
- March 23, 1995.....Activated **Craig Ehlo** off the injured list and released **Morlon Wiley**.
- March 21, 1995.....Sign **Ennis Whatley** for the remainder of the season.
- March 14, 1995.....Sign **Morlon Wiley** to a second 10-day contract.
- March 11, 1995.....Sign **Ennis Whatley** to a second 10-day contract.
- March 4, 1995.....Placed **Jim Les** on the injured list and signed **Morlon Wiley** to a 10-day contract.
- March 1, 1995.....Sign **Ennis Whatley** to a 10-day contract.
- February 24, 1995.....Place **Craig Ehlo** on the injured list.
- January 6, 1995.....**Lenny Wilkens** becomes the winningest coach in NBA history with a 112-90 victory over Washington. He earns victory #939, surpassing **Red Auerbach**.
- December 15, 1994.....Sign **Greg Anderson** and release **Sergei Bazarevich**.
- November 29, 1994.....Activate **Craig Ehlo** from the injured list and release **Fred Vinson**.
- November 7, 1994.....Acquire **Steve Smith**, **Grant Long** and a future second round draft pick from the Miami Heat in exchange for **Kevin Willis** and a future first round selection.
- November 3, 1994.....Place **Craig Ehlo** on the injured list.
- September 16, 1994.....Atlanta acquires **Tyrone Corbin** along with a 1995 second-round draft pick from the Utah Jazz in exchange for **Adam Keefe**.
- September 14, 1994.....Hawks re-sign free agent **Craig Ehlo** to a two-year contract with an option year.
- August 11, 1994.....Hawks sign free agent guard **Jim Les** to a two-year contract.
- June 29, 1994.....The Hawks select guard **Gaylon Nickerson** from NW Oklahoma State with the 34th pick in the second round in the 1994 NBA Draft, the club's only selection. Atlanta's first round pick goes to the Los Angeles Clippers as a result of the Dominique Wilkins/Danny Manning trade.
- June 22, 1994.....Atlanta acquires **Ken Norman** from Milwaukee in exchange for the rights to **Roy Hinson**.
- May 27, 1994.....**Lenny Wilkens** named IBM NBA Coach of the Year to go along with that same honor from The Sporting News, Basketball Weekly and Basketball Digest.
- May 13, 1994.....Hawks president **Stan Kasten** announces the club's intentions of building a new arena for the Hawks, perhaps to be ready for the 1999 season, with hopes of drawing an NHL franchise to the building as well.
- May 11, 1994.....**Mookie Blaylock** selected to the NBA's All-Defensive First Team.
- April 23, 1994.....Atlanta clinches its first Central Division title since 1986-87 and home court advantage throughout the Eastern Conference playoffs with a 93-89 win over Orlando in the Hawks' last game of the regular season.
- February 24, 1994.....Hawks acquire **Danny Manning** from the Los Angeles Clippers in exchange for **Dominique Wilkins** and a conditional 1994 or 1995 first round draft pick.
- February 15, 1994.....**Dominique Wilkins** becomes the NBA's ninth all-time leading scorer with 23,178 points.
- February 10, 1994.....**Dominique Wilkins** becomes the NBA's 10th all-time leading scorer with 23,150 points.
- February 2, 1994.....**Lenny Wilkens** becomes the second coach in NBA history to win 900 games, joining **Arnold "Red" Auerbach**.
- February 2, 1994.....**Dominique Wilkins** and **Mookie Blaylock** named to the Eastern Conference All-Star team for the February 13th game in Minneapolis, Minnesota.
- January 28, 1994.....**Lenny Wilkens** along with assistant coaches **Dick Helm** and **Brian Winters** named coaches of the Eastern Conference All-Star squad.
- December 16, 1993.....**Doug Edwards** is activated off the injured list.
- December 13, 1993.....Hawks release **John Bagley**.
- November 26, 1993.....Atlanta signs **John Bagley**.
- November 23, 1993.....Hawks release **Ricky Grace**.
- November 6, 1993.....Atlanta releases **Todd Mundt** and signs **Ricky Grace**.
- November 2, 1993.....Atlanta waives **Steve Henson**, **Rich Manning** and **Greg Foster**.
- October 14, 1993.....Hawks release **Byron Dinkins** and **Corey Allen**.
- September 7, 1993.....Hawks sign free agent center **Andrew Lang** to a six-year deal.
- July 2, 1993.....Hawks sign free agent **Craig Ehlo** to a three-year deal.
- July 1, 1993.....Contract offers are tendered to **Steve Henson** and **Greg Foster**, and the option year is picked up on the contract of **Duane Ferrell**.
- June 29, 1993.....Hawks select **Doug Edwards** of Florida State with the 15th pick in the first round of the 1993 NBA Draft. With the second pick (40th overall), the club picked Washington's **Richard Manning**.
- June 9, 1993.....Guard **Mookie Blaylock** is signed to a new five-year contract, negating the option year on his previous contract with the New Jersey Nets.
- June 1, 1993.....Former Cleveland coach **Lenny Wilkens** becomes the seventh full-time head coach of the Atlanta Hawks. He later names **Dick Helm** and **Brian Winters** as his assistants.
- May 10, 1993.....**Bob Weiss'** contract as Hawks head coach is not renewed.
- April 1, 1993.....**Randy Breuer** signed for the remainder of the season.
- March 22, 1993.....**Randy Breuer** signed to his second 10-day contract.
- March 10, 1993.....**Blair Rasmussen** placed on the injured list (back) and **Randy Breuer** is signed to a 10-day contract.
- February 2, 1993.....**Dominique Wilkins** becomes the franchise's all-time leading scorer, breaking **Bob Pettit's** record of 20,880 points.



## MAJOR TRANSACTIONS: 1968 - 2013, CONT.

Wilkins ends the 1992-93 season with 22,096 points.

January 25, 1993.....**Blair Rasmussen** is activated and **Alex Stivrins** is released.

January 20, 1993.....**Alex Stivrins** signed to his second 10-day contract.

January 12, 1993.....**Dominique Wilkins** is activated and **Blair Rasmussen** is placed on the injured list (back).

January 10, 1993.....**Alex Stivrins** signed to a 10-day contract.

January 6, 1993.....**Blair Rasmussen** is activated, and the club releases **Andre Spencer** and **Alex Stivrins**.

January 1, 1993.....Hawks sign **Alex Stivrins** and release **Morlon Wiley**.

December 24, 1992.....**Blair Rasmussen** is placed on the injured list (back) and the club signs **Andre Spencer**.

December 22, 1992.....**Dominique Wilkins** is placed on the injured list (fractured finger) and the club signs **Steve Henson**.

December 15, 1992.....**Jeff Sanders** is released and Atlanta signs **Greg Foster**.

November 6, 1992.....**Dominique Wilkins** scores his 20,000th point with a one-handed baseline jumper in the season opener against New York.

November 5, 1992.....**Ronnie Coleman** is released from training camp.

November 3, 1992.....Hawks obtain **Mookie Blaylock** and **Roy Hinson** from New Jersey for **Rumeal Robinson**. In addition, the team waives **Rodney Monroe**, **Elmer Bennett** and **Dan Cyrulik**.

October 15, 1992.....**LaKeith Humphrey** and **Mark Strickland** are released from training camp.

August 28, 1992.....**Gary Wortman** named Assistant Coach and Director of Scouting.

August 14, 1992.....Hawks sign **Paul Graham** to a two-year contract with an option. The club confirms **Alexander Volkov** has signed a contract with Panasonic Reggio Calabria in Italy.

August 13, 1992.....Former Director of Scouting **Ed Badger** joins Indiana as an assistant coach.

July 11, 1992.....Hawks sign **Adam Keefe** to a five-year contract, replacing the salary of guard **Maurice Cheeks**.

June 24, 1992.....Hawks select Stanford's **Adam Keefe** with the 10th pick in the first round of the 1992 NBA Draft. Notre Dame's **Elmer Bennett** is Atlanta's choice in the second round.

March 23, 1992.....Rookie forward **Stacey Augmon** scores the NBA's 6,000,000th point in the second quarter on a layup against Golden State.

March 17, 1992.....Signed **Jeff Sanders** to a contract for remainder of the season.

March 7, 1992.....Signed **Jeff Sanders** to second 10-day contract.

February 26, 1992.....Placed **Dominique Wilkins** on the injured list and signed **Jeff Sanders** to a 10-day contract.

February 9, 1992.....**Kevin Willis** registers eight points and four rebounds in 14 minutes in his first All-Star Game appearance.

January 30, 1992.....**Dominique Wilkins** undergoes successful surgery on his right Achilles tendon at the Hughston Sports Medicine Hospital in Columbus, GA.

January 29, 1992.....Hawks forward **Kevin Willis** is named to replace injured teammate **Dominique Wilkins** on the Eastern Conference All-Star squad.

January 28, 1992.....Hawks forward **Dominique Wilkins** is named as a reserve to the Eastern Conference All-Star team. In the second quarter (5:32 left) of that night's game against Philadelphia, Wilkins suffers a ruptured Achilles tendon. The injury forces him to miss the remainder of the 1991-92 season.

January 2, 1992.....Released **Gary Leonard** and signed **Morlon Wiley**.

November 25, 1991.....**Kevin Willis** named Edge/NBA Player of the Week.

November 12, 1991.....**Travis Mays** is lost for season after ankle surgery to repair two torn tendons.

November 8, 1991.....Placed **Travis Mays** on injured list and signed **Paul Graham**.

October 31, 1991.....Released **Paul Graham** from training camp.

October 30, 1991.....Released guards **Clifford Lett** and **Darren Henrie** and center **Dave Popson** from training camp.

October 2, 1991.....Hawks obtain **Maurice Cheeks** from New York for **Tim McCormick**.

August 13, 1991.....Hawks name **Bob Weinbauer** assistant coach, replacing **Kevin Loughery** who joined the Miami Heat as their head coach on June 27, 1991.

July 1, 1991.....Hawks obtain **Blair Rasmussen** from Denver for the draft rights to **Anthony Avent** (15th overall pick), and **Travis Mays** from Sacramento for **Anthony "Spud" Webb**.

June 26, 1991.....Hawks trade **Glenn "Doc" Rivers** to L.A. Clippers for rights to the ninth pick in the 1991 NBA Draft.

April 1, 1991.....Hawks waive **Trevor Wilson**.

March 13, 1991.....Hawks place **Trevor Wilson** on injured list and activate **Gary Leonard**.

March 3, 1991.....**Dominique Wilkins** named Edge/NBA Player of the Month for February.

March 1, 1991.....Hawks sign free agent **Gary Leonard** and place him on the suspended list.

January 8, 1991.....**Dominique Wilkins** named Edge/NBA Player of the Week.

January 2, 1991.....**Bob Weiss** named Digital/NBA Coach of the Month for December.

November 13, 1990.....Hawks activate **Jon Koncak** from injured list and waive **Howard Wright**.

November 2, 1990.....Hawks place **Jon Koncak** on injured list and re-sign **Duane Ferrell**.

November 1, 1990.....Hawks place **Alexander Volkov** on injured list after undergoing surgery on his fractured wrists.

October 31, 1990.....Hawks waive **Duane Ferrell** and **Darren Henrie** from training camp roster.

October 19, 1990.....Hawks waive **Stephen Bardo** and **Scott Haffner** from training camp roster.

October 2, 1990.....Hawks waive **Henry Turner** and **Lanard Copeland** from training camp roster.

September 27, 1990.....Hawks trade **Kenny Smith** and **Roy Marble** to Houston for **Tim McCormick** and **John Lucas**.

## MAJOR TRANSACTIONS: 1968 - 2013, CONT.

June 19, 1990.....**Bob Weiss** names **Kevin Loughery** and **Johnny Davis** as his new assistant coaches.

May 22, 1990.....**Bob Weiss** replaces **Michael Fratello** as the sixth Atlanta head coach.

April 23, 1990.....**Michael Fratello** resigns as Hawks head coach.

March 15, 1990.....**Glenn Rivers** returns from injured list, **Mike Williams** is released and **Duane Ferrell** is signed for remainder of the season.

March 6, 1990.....**Jon Koncak** returns from injured list and **Duane Ferrell** is signed to a second 10-day contract.

February 22, 1990.....**Roy Marble** placed on NBA's suspended list and **Duane Ferrell** is signed to a 10-day contract.

February 15, 1990.....Hawks release **Haywoode Workman**.

February 14, 1990.....Atlanta names **Pete Babcock** general manager replacing **Stan Kasten** who retains title of team president.

February 13, 1990.....Hawks obtain **Kenny Smith** and **Mike Williams** from Sacramento in exchange for **Antoine Carr**, **Sedric Toney** and **Hawks** second round pick in 1991.

February 6, 1990.....**John Battle** returns from injured list and **Haywoode Workman** is signed to a second 10-day contract.

February 1, 1990.....Hawks place **Jon Koncak** on injured list.

January 26, 1990.....Hawks sign **John Long** for remainder of the season, place **Glenn Rivers** on injured list (herniated disk in his lower back) and sign **Haywoode Workman** to a 10-day contract.

January 19, 1990.....**Cliff Levingston** returns from injured list.

January 15, 1990.....Hawks sign **John Long** to a second 10-day contract.

January 6, 1990.....Hawks place **John Battle** on injured list after undergoing arthroscopic knee (left) surgery and sign **Wes Matthews** to a 10-day contract.

January 5, 1990.....Hawks place **Cliff Levingston** on injured list after suffering injury to his right knee and sign **John Long** to a 10-day contract.

November 2, 1989.....Hawks release **Haywoode Workman**, **Duane Ferrell** and **Mitch McMullen** from training camp roster.

March 7, 1989.....**Dudley Bradley** returns to active roster and Hawks do not re-sign **Pace Mannion**.

February 24, 1989.....Hawks sign **Pace Mannion** to a second 10-day contract.

February 14, 1989.....Hawks place **Dudley Bradley** on injured list due to reactive inflammatory arthritis in his right knee, and as a result, sign **Pace Mannion** to a 10-day contract.

November 4, 1988.....Hawks place **Kevin Willis** on injured list with a Jones fracture of the fifth metatarsal of his left foot.

October 7, 1988.....Hawks sign free agents **Dudley Bradley**, **Ray Tolbert** and **Duane Ferrell** to contracts.

August 16, 1988.....Hawks sign unrestricted free agent **Moses Malone** to a three-year contract.

June 27, 1988.....Hawks acquire veteran guard **Reggie Theus** and 1988 third round pick from Sacramento in exchange for **Randy Wittman** and 1988 first round pick.

June 13, 1988.....Assistant Coach **Don Chaney** resigns to become head coach of Houston Rockets.

March 25, 1988.....**Leon Wood** signs for remainder of season.

March 15, 1988.....Hawks sign free agent guard **Leon Wood** to second 10-day contract. **Jon Koncak** placed on injured list with torn right knee ligaments suffered 2/12/88 at Detroit. **John Battle** activated from injured list.

March 4, 1988.....Hawks sign veteran free agent guard **Leon Wood** to 10-day contract.

February 22, 1988.....Hawks sign **Ennis Whatley** to second 10-day contract.

February 11, 1988.....Hawks sign veteran free agent guard **Ennis Whatley** to 10-day contract.

December 15, 1987.....**Chris Washburn** obtained from Warriors in exchange for rights to **Ken Barlow**, Hawks top pick in 1986 draft.

December 14, 1987.....**Mike McGee** traded to Kings in exchange for second round draft picks in 1991 and 1995.

November 3, 1987.....Hawks trade 1987 top pick **Dallas Comegys** to Nets in exchange for second round pick in 1990.

June 10, 1987.....**Don Chaney** appointed assistant coach.

June 4, 1987.....**Stan Kasten** named NBA Executive of the Year by The Sporting News.

May 30, 1987.....**Willis Reed** resigns and accepts assistant coaching position with Sacramento Kings under **Bill Russell**.

March 13, 1987.....**Anthony "Spud" Webb** is activated from list after missing 44 games and **Scott Hastings** is placed on injured list due to nagging knee problems.

March 2, 1987.....**Scott Hastings** is activated from list and **Gus Williams** is placed on injured list due to a strained back.

February 23, 1987.....**Jerome Henderson's** 10-day contract expires and he is not re-signed.

February 14, 1987.....Hawks sign center **Jerome Henderson** of the Pensacola Tornados of the CBA to a 10-day contract. **Tree Rollins** is placed on the injured list.

February 11, 1987.....**Tree Rollins** breaks big toe on right foot in game with Clippers.

January 6, 1987.....Hawks sign veteran free agent guard **Gus Williams** for the remainder of the season.

January 4, 1987.....**Mike Wilson** is not signed to a second 10-day contract when first expires.

December 27, 1986.....**Anthony "Spud" Webb** is placed on injured list and Hawks sign guard **Mike Wilson** to a 10-day contract.

December 23, 1986.....**Anthony "Spud" Webb** undergoes knee surgery at the Hughston Sports Medicine Clinic in Columbus, GA for torn cartilage in right knee.

December 15, 1986.....**Dominique Wilkins** named Edge/NBA Player of the Week.

December 5, 1986.....**Anthony "Spud" Webb** injures right knee at Indiana.

November 25, 1986.....Hawks waive **Cedric Henderson** and activate **Antoine Carr**.

November 6, 1986.....Hawks' President and General Manager **Stan Kasten** is named President of the Atlanta Braves Baseball Club.



## MAJOR TRANSACTIONS: 1968 - 2013, CONT.

- November 1, 1986.....Hawks open season with forward **Antoine Carr** on injured list due to burns suffered on right leg in accident during the pre-season.
- October 3, 1986.....**Lorenzo Charles** elects to play season in Italy.
- September 23, 1986.....**Dominique Wilkins** signs new five-year contract with Hawks.
- September 10, 1986.....Hawks name **Brian Hill** an assistant coach.
- August 20, 1986.....Assistant coach **Ron Rothstein** resigns to accept top assistant position with the Detroit Pistons.
- August 7, 1986.....Hawks sign head coach **Mike Fratello** to a four-year contract.
- June 4, 1986.....**Stan Kasten** named Executive of the Year by The Sporting News. **Mike Fratello** named Coach of the Year by The Sporting News.
- May 2, 1986.....**Mike Fratello** named Haggard/NBA Coach of the Year.
- February 21, 1986.....Hawks activate **Lorenzo Charles** from injured list and place **Antoine Carr** on injured list.
- February 9, 1986.....Hawks acquire **Johnny Davis** from Cavs in exchange for **Eddie Johnson**.
- January 29, 1986.....**Mike Glenn** joins the Milwaukee Bucks after Atlanta allows offer sheet to lapse.
- January 28, 1986.....**Dominique Wilkins** named to NBA All-Star squad.
- January 14, 1986.....Hawks activate **Antoine Carr** and place **Lorenzo Charles** on injured list.
- January 11, 1986.....Free agent **Mike Glenn** signed to an offer sheet by the **Milwaukee Bucks**.
- December 4, 1985.....Hawks waive **Ray Williams** and activate **Glenn Rivers** from injured list.
- November 4, 1985.....Hawks waive **Sedric Toney** and activate **Eddie Johnson**.
- October 28, 1985.....Hawks sign free agent **Eddie Johnson**.
- October 25, 1985.....Hawks sign free agent **Ray Williams**.
- May 7, 1985.....**Willis Reed** appointed assistant coach.
- February 22, 1985.....Hawks activate **Glenn Rivers**.
- February 15, 1985.....Hawks do not re-sign **Stewart Granger** or **Charlie Criss** and activate **Mike Glenn**.
- February 5, 1985.....Hawks place guard **Glenn Rivers** on the injured reserve list and sign **Charlie Criss** to a 10-day contract. Hawks also sign **Stewart Granger** to his second 10-day contract.
- January 26, 1985.....Hawks sign **Stewart Granger** to a 10-day contract and elect not to sign **Sidney Lowe** for the remainder of the season.
- January 16, 1985.....Hawks place guard **Mike Glenn** on the injured list and sign **Sidney Lowe** to his second 10-day contract.
- January 2, 1985.....Hawks activate forward **Antoine Carr**.
- December 20, 1984.....Hawks sign **Sidney Lowe** to a 10-day contract.
- December 18, 1984.....Hawks activate guard **Randy Wittman** and release guards **Walker Russell** and **Sidney Lowe**.
- November 26, 1984.....Hawks place forward **Antoine Carr** on the injured list for a broken left thumb and sign guard **Sidney Lowe**.
- November 7, 1984.....Hawks activate **Scott Hastings** and release **Leo Rautins**.
- October 31, 1984.....Hawks sign guard **Walker Russell** and release guard **Jerry Eaves**.
- October 26, 1984.....Hawks sign veteran guard **Mike Glenn** and to make room for him on the roster waive guard **Walker Russell**. Hawks start the season with **Randy Wittman** and **Scott Hastings** on the injured reserve list due to offseason knee surgery.
- October 16, 1984.....Hawks sign free agent guard **Jerry Eaves**.
- October 15, 1984.....Hawks sign free agent guard **Leo Rautins**.
- September 5, 1984.....Hawks sign **Antoine Carr** to a multi-year contract.
- August 8, 1984.....Hawks acquire **Stewart Granger** and **John Garris** from Cleveland in exchange for **Johnny Davis**.
- July 24, 1984.....Hawks sign top 1984 draft choice **Kevin Willis**.
- July 19, 1984.....Hawks announce plans to play 12 games in 84-85 in New Orleans.
- July 11, 1984.....Hawks sign free agent guard **Walker Russell**.
- June 18, 1984.....Hawks sign veteran guard **Cliff Levingston**, the rights to **Antoine Carr** and second round draft picks in 1986 and 1987 from Detroit in exchange for **Dan Roundfield**.
- February 4, 1984.....Hawks sign free agent **Charlie Criss**.
- December 20, 1983.....Hawks sign free agent **Mark Landsberger**.
- July 10, 1983.....Hawks name **Ron Rothstein** an assistant coach.
- July 6, 1983.....Hawks acquire rights to **Randy Wittman** from Bullets in exchange for **Tom McMillen**.
- July 5, 1983.....Hawks appoint **Bob Reinhart** an assistant coach.
- June 29, 1983.....Hawks acquire **Sly Williams** and cash from Knicks in exchange for cash and a second round draft pick in 1984.
- June 9, 1983.....**Michael Fratello** named head coach.
- March 18, 1983.....Hawks sign free agent **Randy Smith**.
- February 15, 1983.....Hawks obtain forward **Rickey Brown** from Golden State in exchange for cash and a second round draft pick in 1984.
- February 13, 1983.....Hawks trade **Steve Hawes** to Seattle for **Ray Tolbert**. Hawks then send Tolbert to Detroit in exchange for two second round draft picks.
- February 12, 1983.....Hawks obtain **Scott Hastings** and cash from Knicks in exchange for **Rory Sparrow**.
- December 21, 1982.....Hawks obtain **Johnny Davis** from the Pacers in exchange for cash and a second-round pick in 1983.
- October 21, 1982.....Hawks sign 1982 top pick **Keith Edmonson**.

## MAJOR TRANSACTIONS: 1968 - 2013, CONT.

- September 27, 1982.....Hawks obtain **George Johnson** from San Antonio in exchange for **Jim Johnstone** and Hawks' second round picks in 1983 and 1985.
- September 3, 1982.....Hawks acquire **Dominique Wilkins** from the Jazz in exchange for **John Drew**, **Freeman Williams** and cash.
- June 30, 1982.....Hawks acquire draft rights to **Jim Johnstone**, chosen in the third round by Kansas City, in exchange for Seattle's second pick in the 1984 NBA draft, obtained in the **Arnold Hill** trade of December 2, 1980.
- January 20, 1982.....Hawks obtain **Freeman Williams** from San Diego in exchange for **Charlie Criss** and **Al Wood**.
- November 18, 1981.....Hawks waive **Craig Shelton**.
- October 26, 1981.....Hawks acquire **Mike Glenn** from New York in exchange for their second round pick in the 1982 NBA draft.
- August 11, 1981.....Hawks obtain **Rory Sparrow** from New Jersey in exchange for their fourth round choice in the 1982 NBA draft.
- June 10, 1981.....**Fred Carter** named assistant coach.
- June 8, 1981.....Hawks trade their first round pick in 1981 and Utah's second in 1982 to Chicago for the Bulls' first pick in 1981, a second round choice in 1981, and the option to have Chicago draft in either the Hawks' or the Bulls' first round position in 1982. Hawks select **Al Wood** with the first round pick, fourth overall, and **Clyde Bradshaw** with the second, 38th overall.
- June 4, 1981.....Hawks re-sign free agent **Steve Hawes** to a multi-year contract.
- May 21, 1981.....Hawks name **Kevin Loughery** head coach.
- May 1, 1981.....Hawks extend the contract of All-Star forward **Dan Roundfield**.
- January 17, 1981.....Hawks obtain **Wes Matthews** from Washington in exchange for **Don Collins**.
- December 2, 1980.....Hawks trade **Arnold Hill** to Seattle for future draft choices and cash.
- July 8, 1980.....Hawks sign free agent center **Tom Burlinson**. Kansas City is awarded cash and a second round pick in 1981 as compensation.
- May 28, 1980.....Dallas selects **Jack Givens** in the expansion draft.
- January 24, 1980.....Hawks obtain **James McElroy** from Detroit in exchange for **Ron Lee** and future draft choices.
- November 23, 1979.....Hawks trade **Terry Furlow** to Utah for future draft choices and considerations.
- November 23, 1979.....**Sam Pellom** signed as a free agent.
- October 10, 1979.....Hawks acquire **Ron Lee** from Utah in exchange for future draft choices.
- June 25, 1979.....**Brendan Suhr** named assistant coach.
- January 31, 1979.....Hawks acquire **Terry Furlow** from Cleveland in exchange for **Butch Lee** and future considerations.
- October 4, 1979.....Hawks waive **Ollie Johnson**.
- June 9, 1978.....Hawks sign free agent forward **Dan Roundfield**.
- June 2, 1978.....Hawks sign **John Drew** to a new six-year agreement.
- December 8, 1977.....Hawks waive **Ken Charles**.
- November 14, 1977.....Hawks obtain **Tom McMillen** from New York in exchange for future draft pick.
- September 30, 1977.....Hawks acquire **Ollie Johnson** from Los Angeles in exchange for **Lou Hudson**.
- August 5, 1977.....Hawks obtain **Ron Behagen** from New Orleans as compensation for the signing of free agent **Truck Robinson**.
- June 25, 1977.....**Charlie Criss** signs as a free agent.
- January 20, 1977.....Hawks obtain **Truck Robinson** from Washington with future draft picks in exchange for **Tom Henderson** and future draft choices.
- January 3, 1977.....Ted Turner purchases the team.
- August 5, 1976.....Hawks acquire **Steve Hawes** and **Geoff Petrie** from Portland in exchange for future draft choices.
- July 17, 1976.....**Hubie Brown** named head coach.
- July 16, 1976.....Hawks acquire **Ken Charles**, **Dick Gibbs** and cash from Buffalo in exchange for **Tom Van Arsdale**.
- June 6, 1976.....Hawks acquire **Joe C. Meriweather** and Houston's first pick in 1976 draft in exchange for **Dwight Jones** and Hawks' top pick in 1976 draft.
- August 8, 1975.....Hawks obtain **Connie Hawkins** from Los Angeles in exchange for future draft choices.
- November 8, 1974.....Hawks acquire **Tom Van Arsdale** from Philadelphia in exchange for **Clyde Lee** and number three pick in 1975 draft.
- October 4, 1974.....Hawks acquire **Clyde Lee** from San Francisco as compensation for the NBA rights to **Zelmo Beaty**.
- May 3, 1974.....**Pete Maravich** traded to New Orleans in exchange for **Dean Meminger**, **Bob Kauffman** and future draft choices.
- October 15, 1972.....Hawks play first regular season game at The Omni.
- November 19, 1971.....Hawks obtain **Jim Washington** from Philadelphia in exchange for **Bill Bridges**.
- November 9, 1971.....Hawks acquire **Don Adams** and **Larry Sigfried** from Houston in exchange for **Jim Davis** and **John Valley**.
- July 26, 1971.....Hawks receive **Herm Gilliam** and **Don May** from Buffalo in return for **Walt Hazzard** and **Jerry Chambers**.
- February 1, 1970.....Hawks obtain **Walt Bellamy** from Detroit in exchange for players to be named later.
- May 8, 1969.....Hawks trade **Paul Silas** to Phoenix in exchange for **Gary Gregor**.
- October 19, 1968.....Atlanta beats Milwaukee for the franchise's first win, 125-107.
- October 15, 1968.....Hawks drop regular season opener 125-110 to Cincinnati at Georgia Tech's Alexander Memorial Coliseum.
- May 3, 1968.....It is announced that the St. Louis Hawks would move South to the city of Atlanta for the 1968-69 season, under the guidance of new owners **Tom Cousins** and former Georgia Governor **Carl Sanders**.





## OFFENSIVE TEAM STATS: 1968 - 2013 (three-point shot totals on p. 180)

Season	GP	FGM-FGA	FG Pct.	FTM-FTA	FT Pct.	Off Reb	Def Reb	Total Reb	Reb Avg	Asst	PF	DQ	Stls	Blsks	Pts	Avg	High Game
1968-69	82															109.4	117.2
1969-70	82	3801-8525	446	1893-2515	753	—	—	4279	52.2	1996	2074	30	—	—	9495	115.8	146
1970-71	82	3601-7744	445	1925-2530	613	—	—	4004	48.8	1890	1996	25	—	—	9127	111.3	141
1971-72	82	3758-8152	461	1696-2193	773	—	—	4197	50.6	2020	2104	35	—	—	9212	112.3	137
1972-73	82	3573-7628	468	1878-2386	787	1142	2754	3896	47.5	2028	2128	40	823	388	9024	110.0	132
1973-74	82	3563-7504	475	1606-2098	765	1169	2851	4020	49.0	1914	2265	33	746	422	8732	106.5	140
1974-75	82	3529-7357	480	1592-2102	757	1186	2728	3914	47.7	1778	2177	30	779	437	8650	105.5	133
1975-76	82	3409-7137	478	1909-2527	735	1121	2533	3654	44.6	2020	2174	44	803	442	8727	106.4	132
1976-77	82	3162-6671	474	2193-2930	748	1160	2806	3766	45.9	1774	2132	36	750	484	8517	103.9	132
1977-78	82	3367-6886	489	2045-2727	750	1176	2440	3616	44.1	1928	2125	45	646	559	8779	107.1	136
1978-79	82	3144-6672	458	2000-2616	765	1261	2339	3605	43.9	1758	2171	35	682	554	8334	101.6	126
1979-80	82	3401-6867	495	2024-2651	764	1207	2318	3525	43.0	1935	2209	30	748	555	8658	108.0	135
1980-81	82	3150-6709	470	1891-2482	762	1135	2388	3523	43.0	1871	2179	21	578	434	8237	100.5	138
1981-82	82	3383-7201	470	1608-2235	719	1303	2571	3874	47.2	1926	2179	21	656	388	8413	102.6	132
1982-83	82	3277-6845	479	1834-2380	771	1191	2411	3601	43.9	2026	2087	22	674	424	8427	102.8	135
1983-84	82	3044-7267	428	1808-2384	758	1322	2411	3743	45.6	2087	1972	22	619	371	8862	108.1	134
1984-85	82	3360-7074	475	1905-2508	760	1202	2329	3531	43.1	1945	2129	30	697	371	8712	106.2	141
1985-86	82	3158-6908	451	1987-2598	765	1196	2277	3473	42.4	1917	2034	21	619	385	8431	102.8	126
1986-87	82	3243-6988	471	1987-2598	777	1156	2353	3509	42.8	1876	2008	18	640	353	8549	104.3	126
1987-88	82	3363-7124	472	1726-2339	784	1261	2325	3586	43.7	2037	2109	23	687	348	8699	106.1	133
1988-89	82	3438-6935	496	1760-2279	772	1151	2236	3387	41.8	2144	1961	17	672	389	8817	107.5	131
1989-90	82	3588-7219	494	1587-2069	767	1080	2499	3579	43.6	2320	2034	29	688	361	8940	109.0	143
1990-91	82	3537-7342	480	1537-2006	766	1160	2545	3705	45.2	2168	1732	13	711	393	8834	107.7	138
1991-92	82	3509-7074	496	1586-2092	758	1080	2413	3493	42.6	1897	1881	16	735	363	8885	108.4	136
1992-93	82	3163-6954	455	1285-1732	742	1157	2358	3515	42.9	1897	1722	13	641	338	7886	96.2	120
1993-94	82	3001-6485	463	1394-1919	726	1051	2391	3442	42.0	1733	1815	12	608	320	7816	95.3	121
1994-95	82	3044-6419	474	1392-1865	746	1054	2292	3346	40.8	1841	1807	15	580	338	7959	97.1	127
1995-96	82	3115-6733	463	1235-1676	737	1045	2225	3270	39.9	1665	1747	18	605	332	7328	89.4	127
1996-97	82	2961-6698	442	1302-1772	735	1081	2152	3233	39.4	1753	1892	26	617	372	7572	92.3	116
1997-98	82	1598-3873	413	784-1076	729	581	1369	1950	39.0	885	1202	10	379	243	4170	83.4	110
1998-99	50	3211-7060	455	1381-1796	769	1052	2474	3526	43.0	1886	1830	13	655	404	8776	99.7	131
1999-00	82	2922-6609	442	1646-2153	765	1029	2534	3563	43.5	1737	1696	11	698	513	7886	96.2	129
2000-01	82	3065-6675	459	1456-1957	744	1004	2523	3527	43.0	1856	1647	8	705	509	8058	98.3	129
2001-02	82	3015-6908	436	1530-2013	760	1073	2420	3493	42.6	1771	1668	9	738	409	8006	97.6	124
2002-03	82	2968-6740	440	1574-2072	760	1048	2485	3533	43.3	1803	1699	15	711	416	7992	97.5	137
2003-04	82	3044-6389	476	1846-2396	770	902	2483	3385	41.3	1677	1171	11	716	484	8401	102.5	135
2004-05	82	3075-6433	478	1768-2372	745	981	2335	3316	40.4	1689	1855	13	597	422	8362	102.0	125
2005-06	82	3115-6733	463	1699-2315	734	948	2370	3318	40.5	1732	1853	15	597	421	8070	98.4	117
2006-07	82	3002-6609	454	1461-1943	752	965	2481	3436	41.9	1705	1793	16	630	354	8203	100.0	135
2007-08	82	3048-6623	460	1380-1852	745	922	2471	3393	41.4	1719	1582	7	506	359	7956	96.5	121
2008-09	82	3009-6537	460	1380-1782	774	839	2488	3327	40.6	1751	1517	5	548	348	7857	95.8	118
2009-10	82	2380-5866	444	997-1824	753	712	2079	2791	42.3	1354	1263	11	494	313	6148	93.2	133
2010-11	66	3004-6644	464	1158-1619	715	758	2593	3351	40.9	2007	1473	8	664	369	8032	96.0	126
2011-12	82																
2012-13	82																

RECORDS PRIOR TO 1970-71 ARE UNAVAILABLE

## DEFENSIVE TEAM STATS: 1968 - 2013 (three-point shot totals on p. 180)

Season	GP	FGM-FGA	FG Pct.	FTM-FTA	FT Pct.	Off Reb	Def Reb	Total Reb	Reb Avg	Asst	PF	DQ	Stls	Blsks	Pts	Avg	High Game
1968-69	82	3605-7844	460	1913-2785	687	—	—	4599	56.1	2069	2082	28	—	—	9123	111.3	142
1969-70	82	3817-7909	483	2012-2669	754	—	—	4210	51.3	2142	2146	29	—	—	9646	117.6	155
1970-71	82	3614-7779	465	2120-2975	713	—	—	4472	54.5	1906	1958	23	—	—	9348	114.0	139
1971-72	82	3482-7570	460	2018-2725	741	—	—	4080	49.8	1897	1967	14	—	—	8982	109.5	140
1972-73	82	3700-8033	461	1819-2482	733	—	—	4174	50.9	2074	1916	30	—	—	9219	112.4	138
1973-74	82	3602-7744	465	1703-2264	752	1240	2712	3952	48.2	1993	2073	33	758	332	8907	108.6	145
1974-75	82	3424-7624	438	1772-2435	728	1441	2653	4094	49.9	1878	1964	33	744	227	8620	105.1	135
1975-76	82	3291-7338	450	1809-2467	733	1225	2540	3765	45.8	1666	2302	39	790	277	8411	102.6	126
1976-77	82	3379-7176	457	1836-2451	749	1244	2512	3766	45.9	1882	1983	71	733	330	8394	102.4	125
1977-78	82	3505-7253	473	1940-2534	766	1361	2341	3722	45.4	1901	2470	80	916	408	8506	103.7	134
1978-79	82	3281-7027	464	2038-2645	771	1369	2406	3775	46.0	1913	2293	46	782	539	8950	109.1	130
1979-80	82	3291-6916	476	2012-2690	777	1201	2224	3420	41.7	2846	2276	54	749	469	8603	104.9	132
1980-81	82	3210-6776	474	1833-2387	768	1135	2368	3503	42.7	1815	2268	29	608	485	8281	101.1	127
1981-82	82	3327-7146	469	1586-2111	731	1139	2433	3572	43.6	1945	2022	22	573	665	8321	101.6	138
1982-83	82	3230-6609	474	1638-2414	761	1112	2232	3344	40.8	1827	2091	35	626	536	8321	101.5	132
1983-84	82	3444-7119	484	1782-2371	752	1161	2345	3506	42.8	2009	2047	28	674	541	8743	106.6	129
1984-85	82	3447-7029	490	1979-2704	732	1249	2405	3654	44.6	2025	2170	34	736	434	8906	108.6	131
1985-86	82	3435-7141	481	2019-2661	759	1350	2478	3828	46.7	2077	2152	19	700	511	9024	110.0	136
1986-87	82	3443-7102	485	1873-2441	767	1228	2379	3607	44.0	2062	2050	21	635	537	8844	107.9	143
1987-88	82	3412-7230	472	2168-2709	800	1372	2316	3688	46.4	1990	1880	14	817	474	9102	111.0	137
1988-89	82	3349-7183	466	1648-2221	742	1288	2498	3786	46.2	1864	1768	14	729	374	9003	109.8	139
1989-90	82	3247-7039	466	1517-2074	731	1288	2498	3786	46.2	2123	1771	8	793	320	8711	106.2	129
1990-91	82	3392-7272	467	1517-2074	742	1290	2344	3634	44.3	2084	1807	12	806	278	8814	107.5	149
1991-92	82	3247-7039	461	1556-2070	752	1250	2423	3673	44.8	2056	1625	5	915	449	8318	101.4	141
1992-93	82	3247-7039	461	1410-1948	724	1104	2272	3376	41.2	1757	180						



## ATTENDANCE TOTALS: 1977-2013

Season	GP	Home Total	Avg	GP	Road Total	Avg	GP	Overall Total	Avg
1977-78	41	304,050	7,416	41	387,942	9,462	82	691,992	8,439
1978-79	41	329,064	8,026	41	411,636	10,040	82	740,700	9,033
1979-80	41	449,843	10,972	41	424,419	10,352	82	874,262	10,662
1980-81	41	362,702	8,892	41	358,884	8,753	82	721,586	8,800
1981-82	41	309,899	7,534	41	394,570	9,624	82	703,469	8,579
1982-83	41	292,690	7,138	41	445,771	10,872	82	738,461	9,006
1983-84	41	292,059	7,139	41	424,276	10,348	82	716,335	8,736
1984-85	41	299,794	7,312	41	432,985	10,561	82	732,779	8,936
1985-86	41	377,678	9,212	41	495,679	12,090	82	873,357	10,650
1986-87	41	549,652	13,406	41	588,639	14,357	82	1,138,291	13,882
1987-88	41	583,073	14,221	41	637,607	15,551	82	1,220,680	14,886
1988-89	41	644,291	15,714	41	665,613	16,234	82	1,309,904	15,974
1989-90	41	573,731	13,993	41	644,023	15,708	82	1,217,754	14,851
1990-91	41	529,171	12,907	41	637,768	15,555	82	1,166,939	14,231
1991-92	41	511,903	12,485	41	638,892	15,583	82	1,150,795	14,583
1992-93	41	491,229	11,981	41	672,412	16,400	82	1,163,641	14,191
1993-94	41	546,749	13,335	41	689,558	16,818	82	1,236,307	15,077
1994-95	41	504,800	12,312	41	709,517	17,305	82	1,214,324	14,809
1995-96	41	496,679	12,114	41	714,066	17,416	82	1,210,745	14,765
1996-97	41	585,802	14,288	41	699,151	17,052	82	1,284,953	15,670
1997-98	41	715,452	17,450	41	698,945	17,047	82	1,414,397	17,249
1998-99	25	331,831	13,273	25	400,575	16,023	50	732,406	14,648
1999-00	41	601,238	14,664	41	667,967	16,292	82	1,269,205	15,478
2000-01	41	560,324	13,666	41	672,553	16,404	82	1,232,877	15,035
2001-02	41	506,110	12,344	41	668,938	16,316	82	1,175,048	14,330
2002-03	41	528,655	12,894	41	671,882	16,387	82	1,200,537	14,641
2003-04	41	565,728	13,798	41	667,598	16,283	82	1,233,326	15,041
2004-05	41	586,390	14,302	41	685,963	16,731	82	1,272,353	15,517
2005-06	41	617,942	15,072	41	699,761	17,067	82	1,317,703	16,070
2006-07	41	639,375	15,595	41	703,992	17,171	82	1,343,367	16,383
2007-08	41	667,518	16,281	41	690,997	16,854	82	1,358,515	16,567
2008-09	41	686,688	16,748	41	709,432	17,303	82	1,396,120	17,026
2009-10	41	687,375	16,546	41	700,983	17,097	82	1,388,358	16,931
2010-11	41	641,596	15,649	41	695,258	16,958	82	1,336,854	16,303
2011-12	33	501,593	15,200	33	555,071	16,820	66	1,056,664	16,010
2012-13	41	620,146	15,126	41	703,804	17,166	82	1,323,950	16,146

### LARGEST HOME CROWDS

\* 62,046 – Chicago, March 27, 1998  
 45,790 – Chicago, November 7, 1997  
 31,820 – Boston, January 23, 1998  
 \*(NBA Record)

### LARGEST PHILIPS ARENA CROWDS

20,425 – Boston, May 2, 2008  
 20,190 – LA Lakers, March 31, 2010  
 20,150 – Cleveland, December 29, 2009

### LARGEST ROAD CROWDS

47,692 – at Detroit, March 30, 1988  
 44,970 – at Detroit, February 21, 1987  
 35,884 – at Detroit, February 12, 1988

## MISCELLANEOUS RECORDS

Season	— Home —		— Road —		— Neutral —		— Overall —	
	W-L	Pct.	W-L	Pct.	W-L	Pct.	W-L	Pct.
1968-69	28-12	.700	18-21	.461	2-1	.667	48-34	.585
1969-70	25-13	.658	18-16	.529	5-5	.500	48-34	.585
1970-71	21-20	.512	14-26	.350	1-0	1.000	36-46	.439
1971-72	22-19	.537	13-26	.333	1-1	.500	36-46	.439
1972-73	28-13	.683	17-23	.425	1-0	1.000	46-36	.561
1973-74	21-18	.561	12-25	.324	0-4	.000	35-47	.427
1974-75	22-19	.537	9-31	.225	0-1	.000	31-51	.378
1975-76	20-21	.488	9-32	.220	0-0	.000	29-53	.354
1976-77	19-22	.463	12-29	.293	0-0	.000	31-51	.378
1977-78	27-9	.750	12-29	.293	2-3	.400	41-41	.500
1978-79	34-7	.829	12-29	.293	0-0	.000	46-36	.561
1979-80	32-9	.781	18-23	.439	0-0	.000	50-32	.610
1980-81	20-21	.488	11-30	.268	0-0	.000	31-51	.378
1981-82	24-17	.585	16-23	.439	0-0	.000	42-40	.512
1982-83	26-15	.634	17-24	.415	0-0	.000	43-39	.524
1983-84	31-10	.756	9-32	.220	0-0	.000	40-42	.488
1984-85	19-22	.463	15-26	.366	0-0	.000	34-48	.415
1985-86	34-7	.829	16-25	.390	0-0	.000	50-32	.610
1986-87	35-6	.854	22-19	.537	0-0	.000	57-25	.695
1987-88	30-11	.732	20-21	.488	0-0	.000	50-32	.610
1988-89	33-8	.805	19-22	.463	0-0	.000	52-30	.634
1989-90	25-16	.610	16-25	.390	0-0	.000	41-41	.500
1990-91	29-12	.707	14-27	.341	0-0	.000	43-39	.524
1991-92	21-18	.561	15-26	.366	0-0	.000	39-44	.463
1992-93	25-16	.610	18-23	.439	0-0	.000	43-39	.524
1993-94	36-5	.878	21-20	.512	0-0	.000	57-25	.695
1994-95	24-17	.585	18-23	.439	0-0	.000	42-40	.512
1995-96	26-15	.634	20-21	.488	0-0	.000	46-36	.561
1996-97	36-5	.878	20-21	.488	0-0	.000	56-26	.683
1997-98	29-12	.707	21-20	.512	0-0	.000	50-32	.610
1998-99	16-9	.439	15-10	.600	0-0	.000	31-19	.620
1999-00	21-20	.512	7-34	.171	0-0	.000	28-54	.341
2000-01	18-23	.439	7-34	.171	0-0	.000	25-57	.305
2001-02	23-18	.561	10-31	.244	0-0	.000	33-49	.402
2002-03	26-15	.634	9-32	.220	0-0	.000	35-47	.427
2003-04	18-23	.439	10-31	.244	0-0	.000	28-54	.341
2004-05	9-32	.220	4-37	.100	0-0	.000	13-69	.159
2005-06	18-23	.439	8-33	.195	0-0	.000	26-56	.317
2006-07	18-23	.439	12-29	.293	0-0	.000	30-52	.366
2007-08	25-16	.610	12-29	.293	0-0	.000	37-45	.451
2008-09	31-10	.756	16-25	.390	0-0	.000	47-35	.573
2009-10	34-7	.829	19-22	.463	0-0	.000	53-29	.646
2010-11	24-17	.585	20-21	.488	0-0	.000	44-38	.537
2011-12	23-10	.697	17-16	.515	0-0	.000	40-26	.606
2012-13	25-16	.610	19-22	.463	0-0	.000	44-38	.537

## ATTENDANCE TOTALS: 1977 - 2013

### HOME ATTENDANCE TOTALS

Season	G	REGULAR SEASON			PLAYOFFS			
		Attendance	Avg	SO	G	Attendance	Avg	SO
1968-69	40 (a)	178,979	4,474					
1969-70	38 (a)	197,990	5,210					
1970-71	41 (a)	245,910	5,998					
1971-72	41 (a)	230,784	5,629					
1972-73	41 (b)	304,802	7,434	0				
1973-74	41 (b)	312,128	7,613	0	3	39,444	13,148	1
1974-75	41 (b)	205,341	5,008	0				
1975-76	41 (b)	227,815	5,556	0				
1976-77	41 (b)	214,775	5,238	2				
1977-78	41 (b)	304,050	7,416	3	1	15,601	15,601	1
	36(b)	279,709	7,770	2				
	04(c)	22,127	5,532	1				
	01(d)	2,219	2,219					
1978-79	41 (b)	329,064	8,026	2	4	63,192	15,798	4
1979-80	41 (b)	449,843	10,972	6	2	31,234	15,617	2
1980-81	41 (b)	362,702	8,846	0				
1981-82	41 (b)	308,899	7,534	1	1	8,703	8,703	0
1982-83	41 (b)	292,690	7,138	1	1	10,405	10,405	0
1983-84	41 (b)	292,059	7,139	1	2	11,830	5,915	0
1984-85	41 (b)	299,794	7,312	3				
	29(b)	252,814	8,718	2				
	12(e)	46,980	3,915	1				
1985-86	41 (b)	377,678	9,212	3	4	50,216	12,544	2
1986-87	41 (b)	549,652	13,406	10	5	80,449	16,090	4
1987-88	41 (b)	583,073	14,221	15	6	84,837	14,140	3
1988-89	41 (b)	644,291	15,714	24	3	46,503	15,501	0
1989-90	41 (b)	573,731	13,993	9				
1990-91	41 (b)	529,171	12,907	5	2	23,425	11,713	0
1991-92	41 (b)	511,903	12,485	7				
1992-93	41 (b)	491,229	11,981	6	1	15,141	15,141	0
1993-94	41 (b)	546,749	13,335	11	6	86,276	14,379	1
1994-95	41 (b)	504,800	12,312	4	1	12,106	12,106	0
1995-96	41 (b)	496,679	12,114	5	4	54,891	13,723	0
1996-97	41 (b)	585,802	14,288	17	5	81,307	16,261	4
1997-98	41 TOT	715,452	17,450	12	2	41,819	20,910	1
	28 (f)	601,579	21,485	10				
	13 (a)	113,873	8,759	2				
1998-99	25 TOT	331,831	13,273	3	5	86,792	17,358	2
	13 (f)	239,827	18,448	2	4	78,332	19,583	2
	12 (a)	92,004	7,667	0	1	8,460	8,460	0
1999-00	41 (g)	601,238	14,664	4				
2000-01	41 (g)	560,324	13,666	2				
2001-02	41 (g)	506,110	12,344	4				
2002-03	41 (g)	528,655	12,894	4				
2003-04	41 (g)	565,728	13,798	7				
2004-05	41 (g)	586,390	14,302	5				



## MISCELLANEOUS RECORDS

### RECORD BY MONTHS

Season	October	November	December	January	February	March	April
1968-69	3-4	9-8	10-3	11-7	9-7	6-5	—
1969-70	4-3	12-5	10-6	6-11	8-7	—	—
1970-71	1-5	5-11	7-11	6-10	8-7	9-2	—
1971-72	3-6	2-11	8-8	7-8	9-5	—	—
1972-73	4-6	6-7	12-4	7-9	8-4	9-6	—
1973-74	6-4	6-7	7-7	4-13	5-9	7-7	—
1974-75	3-4	6-8	6-9	6-11	3-9	7-8	0-2
1975-76	1-1	9-6	7-6	6-12	3-10	2-12	1-6
1976-77	2-4	5-9	5-12	6-7	7-5	5-10	1-4
1977-78	3-1	8-6	6-11	6-9	6-6	8-7	4-1
1978-79	4-4	8-5	7-9	9-7	6-4	8-7	—
1979-80	6-5	9-6	10-4	7-8	8-3	10-4	—
1980-81	5-5	3-11	10-5	1-13	5-7	7-10	—
1981-82	0-1	8-4	4-11	7-6	5-8	12-5	6-5
1982-83	0-2	7-5	7-5	7-6	10-7	5-4	—
1983-84	1-1	7-7	8-7	8-6	7-8	4-12	5-1
1984-85	1-2	6-8	6-9	6-7	5-8	5-11	5-3
1985-86	1-2	7-9	7-4	11-4	8-6	12-5	4-2
1986-87	0-0	12-3	8-4	8-8	7-6	13-2	—
1987-88	0-0	7-5	13-2	9-7	6-6	8-6	7-6
1988-89	0-0	8-6	11-3	7-7	9-4	6-8	10-2
1989-90	0-0	7-6	9-5	5-9	6-9	7-8	7-4
1990-91	0-0	4-10	11-3	9-7	8-5	6-9	5-5
1991-92	0-0	8-8	5-7	10-6	6-6	6-10	3-7
1992-93	0-0	6-6	6-9	9-6	5-8	12-3	5-7
1993-94	0-0	10-4	9-4	11-4	8-5	12-4	7-5
1994-95	0-0	4-9	8-8	7-7	8-4	8-8	7-4
1995-96	0-0	9-5	4-10	11-4	7-5	9-7	6-5
1996-97	0-0	9-7	7-4	14-2	8-5	12-4	8-4
1997-98	1-0	13-2	—	9-8	5-6	9-5	8-3
1998-99	—	—	(2-1 in May '99)	—	8-5	11-7	10-6
1999-00	0-0	6-9	5-9	6-8	6-6	4-13	2-9
2000-01	0-1	3-12	7-7	6-8	6-12	5-11	2-6
2001-02	0-1	6-10	5-8	3-12	6-6	9-7	4-5
2002-03	1-1	7-8	4-9	6-11	4-8	7-8	6-2
2003-04	0-2	6-10	3-12	6-9	4-7	5-11	4-3
2004-05	2-12	0-11	0-11	3-11	1-15	2-9	—
2005-06	0-0	2-12	5-9	5-10	6-6	4-12	4-7
2006-07	0-0	6-7	3-13	8-7	5-9	5-10	3-6
2007-08	0-0	6-9	9-4	4-11	6-8	9-8	3-5
2008-09	1-0	9-6	11-4	6-10	6-5	10-7	4-3
2009-10	2-0	10-5	9-6	10-5	9-6	9-5	5-3
2010-11	3-0	8-7	10-7	9-4	6-6	7-8	1-6
2011-12	0-0	0-0	3-1	13-5	4-9	11-8	9-3
2012-13	0-0	9-5	10-5	7-9	7-4	8-10	3-5

### RECORD BY DIVISION

Season	East	West	Atlantic	Central	Midwest	Pacific	Record
1968-69	22-20	26-14	—	—	—	—	48-34
1969-70	24-18	24-16	—	—	—	—	48-34
1970-71	—	—	12-10	9-7	3-17	12-12	36-46
1971-72	—	—	10-10	9-9	8-12	9-15	36-46
1972-73	—	—	15-9	10-12	7-9	14-6	46-36
1973-74	—	—	7-17	13-9	3-13	12-8	35-47
1974-75	—	—	3-13	11-19	6-10	11-9	31-47
1975-76	—	—	9-11	7-19	7-9	6-14	29-53
1976-77	—	—	9-11	7-16	6-13	6-13	31-51
1977-78	—	—	12-8	8-12	11-12	10-9	41-41
1978-79	—	—	10-10	14-6	12-7	10-13	46-36
1979-80	—	—	17-13	21-9	5-5	7-5	50-32
1980-81	—	—	9-19	9-21	8-4	5-7	31-51
1981-82	—	—	14-15	15-14	8-4	5-7	42-40
1982-83	—	—	12-17	21-8	6-6	4-8	43-39
1983-84	—	—	16-12	16-14	4-8	4-8	40-42
1984-85	—	—	10-18	15-15	2-10	7-5	34-48
1985-86	—	—	14-14	21-9	6-6	9-3	50-32
1986-87	—	—	20-7	18-13	11-10	8-4	57-25
1987-88	—	—	19-10	16-13	8-4	7-5	50-32
1988-89	—	—	18-8	19-10	5-7	10-5	52-30
1989-90	—	—	12-12	15-15	8-6	6-8	41-41
1990-91	—	—	15-9	11-19	9-5	8-6	43-39
1991-92	—	—	16-12	7-21	9-3	6-8	38-44
1992-93	—	—	14-14	12-16	10-2	7-7	43-39
1993-94	—	—	21-7	21-7	8-4	7-7	57-25
1994-95	—	—	19-9	9-19	7-5	7-7	42-40
1995-96	—	—	17-9	15-13	7-7	7-7	46-36
1996-97	—	—	19-9	15-11	11-3	11-3	56-26
1997-98	—	—	15-11	19-9	8-6	8-6	50-32
1998-99	—	—	12-9	15-9	2-1	2-0	31-19
1999-00	—	—	10-17	10-17	4-10	4-10	28-54
2000-01	—	—	8-19	8-19	2-17	7-7	25-57
2001-02	—	—	10-16	11-17	6-8	6-8	33-49
2002-03	—	—	10-16	14-14	6-8	5-9	35-47
2003-04	—	—	9-17	10-18	6-8	3-11	28-54
2004-05	4-15	2-16	2-13	3-7	1-9	1-9	13-69
2005-06	7-11	7-11	5-11	3-7	2-8	2-8	26-56
2006-07	6-10	4-14	5-11	3-7	4-11	6-4	30-52
2007-08	9-9	6-12	9-7	3-7	5-5	5-5	37-45
2008-09	6-12	13-5	11-5	5-5	7-3	5-5	47-35
2009-10	13-5	11-7	8-8	7-3	7-3	7-3	53-29
2010-11	10-8	12-6	9-7	2-8	5-5	6-4	44-38
2011-12	9-8	11-6	11-3	2-3	4-2	3-4	40-26
2012-13	7-11	11-7	11-5	4-6	6-4	5-5	44-38

## MISCELLANEOUS RECORDS

### HAWKS WINNING STREAKS

Year	WINNING STREAKS			LOSING STREAKS		
	Home	Away	Overall	Home	Away	Overall
1968-69	6	7	12	2	6	4
1969-70	6	4	9	2	5	5
1970-71	5	4	6	4	10	6
1971-72	6	2	6	4	5	6
1972-73	7	3	6	2	4	3
1973-74	4	3	3	3	8	4
1974-75	4	3	2	2	10	4
1975-76	4	3	4	5	22	16
1976-77	4	3	3	4	7	8
1977-78	5	4	7	2	7	5
1978-79	16	3	9	2	6	4
1979-80	7	5	7	2	4	5
1980-81	6	4	6	7	12	10
1981-82	8	4	5	5	7	8
1982-83	8	3	6	3	5	4
1983-84	11	2	4	6	10	7
1984-85	4	2	3	6	5	6
1985-86	13	4	7	1	7	3
1986-87	9	5	11	1	6	4
1987-88	15	3	7	4	4	4
1988-89	8	2	9	2	4	3
1989-90	8	2	7	4	8	6
1990-91	22	6	7	6	7	9
1991-92	7	2	6	4	4	7
1992-93	10	2	6	7	4	4
1993-94	9	7	14	2	4	4
1994-95	5	3	4	2	4	4
1995-96	8	4	10	5	4	5
1996-97	20	3	10	1	4	3
1997-98	7	4	11	3	5	7
1998-99	4	4	7	4	3	4
1999-00	5	2	5	3	14	9
2000-01	3	3	4	7	14	10
2001-02	6	2	3	4	7	6
2002-03	5	1	4	4	13	6
2003-04	2	2	3	3	9	7
2004-05	2	1	1	11	23	14
2005-06	4	2	3	3	11	9
2006-07	5	5	4	6	13	8
2007-08	6	2	5	3	7	6
2008-09	8	4	7	2	5	4
2009-10	12	2	7	2	6	4
2010-11	10	6	6	3	5	6
2011-12	6	4	4	3	3	3
2012-13	4	5	6	2	6	4

### HAWKS RECORD AT THE ALL-STAR BREAK

Year	W-L before All-Star Game			W-L after All-Star Game			Final Record
	W-L before All-Star Game	W-L after All-Star Game	Final Record	W-L before All-Star Game	W-L after All-Star Game	Final Record	
1968-69	27-17	21-17	48-34	27-17	17-18	43-39	
1969-70	31-21	17-13	48-34	24-23	14-21	38-44	
1970-71	14-32	22-14	36-46	24-27	19-12	43-39	
1971-72	17-30	19-16	36-46	34-13	23-12	57-25	
1972-73	27-24	19-12	46-46	22-26	20-14	42-40	
1973-74	21-24	14-23	35-47	26-21	20-15	46-36	
1974-75	17-26	14-25	31-51	31-15	25-11	56-26	
1975-76	24-25	5-28	29-53	29-20	21-12	50-32	
1976-77	22-34	9-17	31-51	-	-	31-19	
1977-78	24-27	17-14	41-41	19-28	9-26	28-54	
1978-79	28-25	18-11	46-36	16-33	9-24	25-57	
1979-80	32-23	18-9	50-32	2001-02	16-33	33-49	
1980-81	19-34	12-17	31-51	2002-03	19-30	35-47	
1981-82	19-22	23-18	42-40	2003-04	18-35	28-54	
1982-83	24-26	19-13	43-39	2004-05	10-41	13-69	
1983-84	24-20	16-22	40-42	2005-06	16-34	26-56	
1984-85	21-29	13-19	34-48	2006-07	21-31	30-52	
1985-86	28-20	22-12	50-32	2007-08	22-28	37-45	
1986-87	29-16	28-9	57-25	2008-09	31-21	47-35	
1987-88	30-15	20-17	50-32	2009-10	33-18	53-29	
1988-89	28-19	24-11	52-30	2010-11	34-21	44-38	
1989-90	22-24	19-17	41-41	2011-12	19-14	40-26	
				2012-13	29-22	44-38	



## MISCELLANEOUS RECORDS

### HAWKS ALL-TIME TRIPLE DOUBLES (REGULAR SEASON ONLY)

Player	Date and Opponent	Stats
Wayne "Tree" Rollins	2/21/79 vs. Portland	11 points/13 rebounds/12 blocks
Glenn "Doc" Rivers	12/29/87 vs. Chicago	29 points/14 rebounds/12 assists
	1/18/88 vs. Chicago	19 points/10 rebounds/10 assists
	2/27/88 vs. Portland	21 points/10 rebounds/14 assists
Mookie Blaylock	4/19/89 at Milwaukee	20 points/12 rebounds/10 assists
	11/27/93 vs. Philadelphia	15 points/10 rebounds/10 assists
	3/26/94 vs. Miami	17 points/11 rebounds/14 assists
	11/21/94 vs. Milwaukee	17 points/10 rebounds/12 assists
	3/5/95 at Orlando	15 points/11 rebounds/14 assists
	3/17/98 at Toronto	10 points/11 rebounds/12 assists
	4/14/98 vs. Philadelphia	14 points/11 assists/10 steals
	5/2/99 at Cleveland	19 points/11 rebounds/10 assists
Dikembe Mutombo	2/15/00 vs. New Jersey	21 points/13 rebounds/11 blocks
Toni Kukoc	3/13/01 vs. Vancouver	10 points/10 rebounds/11 assists
	3/17/01 vs. Detroit	29 points/10 rebounds/10 assists
Jason Terry	2/28/03 at Chicago	23 points/10 rebounds/13 assists
Bob Sura	4/9/04 at Chicago	12 points/11 rebounds/10 assists
	4/10/04 vs. Boston	15 points/10 rebounds/11 assists
Joe Johnson	2/1/06 at Charlotte	15 points/10 rebounds/11 assists
	12/23/08 vs. Oklahoma City	10 points/11 rebounds/11 assists
Josh Smith	1/23/08 at Denver	22 points/10 rebounds/12 assists
	2/5/10 vs. Chicago	18 points/14 rebounds/10 assists
	11/28/10 at Toronto	12 points/13 rebounds/10 assists

### HAWKS ALL-TIME FOUR-POINT PLAYS (REGULAR SEASON ONLY)

ATLANTA		OPPONENTS	
Player	Date and Opponent	Player	Date
Anthony "Spud" Webb	1/23/91 at Wash.	Isiah Thomas (Detroit)	2/02/82
Glenn "Doc" Rivers	3/28/91 vs. Hou.	Mark Aguirre (Dallas)	12/27/83
Paul Graham	12/28/92 vs. Wash.	Andrew Toney (Philadelphia)	3/06/85
Dominique Wilkins	2/24/93 at Phil.	Glen Rice (Miami)	11/28/92
Craig Ehlo	2/28/94 at LAC	Reggie Miller (Indiana)	3/05/94
Eldridge Recasner	3/11/97 vs. Utah	Scottie Pippen (Chicago)	3/08/94
Steve Smith	3/14/97 vs. Sea.	Pete Myers (Chicago)	3/08/94
Salim Stoudamire	12/4/05 at Phoe.	B.J. Armstrong (Golden State)	12/29/95
Salim Stoudamire	2/22/08 at GS	Brent Price (Washington)	4/04/96
Jamal Crawford	12/26/09 at Ind.	Joe Dumars (Detroit)	4/04/97
Jamal Crawford	1/8/10 vs. Bos.	Morris Peterson (Toronto)	4/12/02
Jamal Crawford	1/20/10 vs. Sac.	Chris Duhon (Chicago)	2/20/07
Jamal Crawford	1/27/10 at SA	Daniel Gibson (Cleveland)	1/09/08
Jamal Crawford	2/3/10 vs. LAC	Jamal Crawford (New York)	4/11/08
Jamal Crawford	3/6/10 at Mia.	Kevin Martin (Sacramento)	2/18/09
Jamal Crawford	3/8/10 at NY	Danny Granger (Indiana)	4/10/09
Jamal Crawford	4/9/10 vs. Tor.	Kyle Korver (Utah)	2/22/10
Jamal Crawford	4/10/10 at Wash.	Brandon Jennings (Milwaukee)	11/10/10
Jamal Crawford	11/5/10 at Minn.	Deron Williams (Utah)	1/5/11
Jamal Crawford	11/7/10 vs. Phoe.	James Jones (Miami)	4/11/11
Jamal Crawford	1/5/11 at Utah	Nick Young (Washington)	12/28/11
Jamal Crawford	1/29/11 at Dall.	Shane Battier (Miami)	1/2/12
Jamal Crawford	3/6/11 vs. NY	Anthony Morrow (New Jersey)	1/9/12
Kirk Hinrich	3/11/11 at Chi.	Ryan Anderson (Orlando)	4/15/12
Kyle Korver	11/21/12 vs. Wash.	James Harden (Houston)	11/5/12
John Jenkins	2/5/13 at Ind.	Jamal Crawford (LA Clippers)	11/24/12
Kyle Korver	3/25/13 at Ind.	Arron Afflalo (Orlando)	12/12/12
John Jenkins	4/6/13 at SA	Andrei Kirilenko (Minnesota)	1/21/13
		Orlando Johnson (Indiana)	3/25/13
		Rudy Gay (Toronto)	4/6/13

### HAWKS THREE-POINT FG PERCENTAGE

Year	Hawks 3-Pt %	Opponents 3-Pt %	Year	Hawks 3-Pt %	Opponents 3-Pt %
2012-13	.371 (706-1901)	.379 (620-1635)	1995-96	.355 (566-1595)	.360 (479-1329)
2011-12	.370 (492-1330)	.344 (391-1137)	1994-95	.341 (539-1580)	.347 (420-1212)
2010-11	.352 (502-1427)	.338 (459-1358)	1993-94	.323 (268-830)	.315 (275-872)
2009-10	.360 (524-1455)	.345 (480-1392)	1992-93	.355 (382-1076)	.337 (281-833)
2008-09	.366 (597-1633)	.353 (528-1496)	1991-92	.313 (210-671)	.343 (251-732)
2007-08	.356 (384-1078)	.362 (512-1413)	1990-91	.324 (271-836)	.349 (217-621)
2006-07	.329 (341-1038)	.376 (465-1236)	1989-90	.302 (124-411)	.340 (181-533)
2005-06	.367 (424-1154)	.368 (444-1205)	1988-89	.277 (110-397)	.288 (147-511)
2004-05	.312 (304-973)	.379 (467-1232)	1987-88	.301 (85-282)	.335 (136-406)
2003-04	.335 (419-1249)	.358 (482-1345)	1986-87	.318 (135-425)	.300 (128-426)
2002-03	.352 (402-1141)	.359 (446-1243)	1985-86	.199 (33-166)	.307 (87-283)
2001-02	.354 (423-1194)	.355 (472-1329)	1984-85	.311 (73-235)	.217 (46-212)
2000-01	.357 (333-933)	.367 (396-1080)	1983-84	.217 (23-106)	.211 (39-185)
1999-00	.317 (258-814)	.367 (373-1015)	1982-83	.239 (45-188)	.235 (39-166)
1998-99	.306 (197-644)	.300 (190-634)	1981-82	.219 (28-128)	.247 (46-186)
1997-98	.332 (337-1016)	.342 (348-1017)	1980-81	.122 (10-82)	.211 (32-152)
1996-97	.359 (659-1834)	.347 (485-1399)	1979-80	.173 (13-75)	.251 (46-183)

## MISCELLANEOUS RECORDS

### HAWKS OPENING GAME RESULTS

Season	Opponent	Date	Result	Score	Attendance
1968-69	Cincinnati	10-15-68	lost	125-110	5,606
1969-70	Seattle	10-15-69	WON	124-119	3,718
1970-71	Milwaukee	10-17-70	lost	107-98	7,197
1971-72	Philadelphia	10-16-71	lost	104-102	5,806
1972-73	* New York	10-15-72	WON	109-101	13,867
1973-74	Capital	10-09-73	WON	128-114	7,503
1974-75	Houston	10-19-74	WON	118-112	4,427
1975-76	New Orleans	10-23-75	WON	109-91	5,579
1976-77	Houston	10-12-76	lost	120-104	4,385
1977-78	Cleveland	10-22-77	WON	107-101	7,894
1978-79	Detroit	10-14-78	WON	122-114	10,249
1979-80	New York	10-12-79	WON	121-104	9,428
1980-81	Chicago	10-11-80	WON	101-83	11,275
1981-82	Philadelphia	10-31-81	lost	108-106	9,824
1982-83	Boston	10-30-82	lost	112-97	13,419
1983-84	Detroit	10-29-83	WON	117-115	9,677
1984-85	Philadelphia	10-27-84	lost	111-108	13,964
1985-86	Washington	10-25-85	lost	100-910	10,129
1986-87	New Jersey	11-01-86	WON	131-111	13,776
1987-88	Washington	11-06-87	WON	114-97	16,064
1988-89	Indiana	11-08-88	lost	112-107	16,371
1989-90	Indiana	11-03-89	lost	126-103	15,906
1990-91	Orlando	11-02-90	WON	115-111	13,593
1991-92	Detroit	11-02-91	lost	89-87	16,435**
1992-93	New York	11-06-92	lost	106-94	16,389
1993-94	Indiana	11-05-93	WON	116-110	12,032
1994-95	Indiana	11-04-94	lost	94-92	12,568
1995-96	Indiana	11-03-95	lost	106-111	15,188
1996-97	Detroit	11-02-96	lost	90-78	16,378
1997-98	Toronto	11-01-97	WON	90-85	8,539***
1998-99	Cleveland	2-05-99	WON	119-83	19,809
1999-00	! Milwaukee	11-04-99	lost	119-109	18,514
2000-01	Charlotte	10-31-00	lost	106-82	18,465
2001-02	Washington	11-01-01	lost	98-88	20,073****
2002-03	Utah	10-31-02	WON	105-98	14,155
2003-04	Indiana	11-01-03	lost	110-94†	18,816
2004-05	Cleveland	11-09-04	lost	93-79	19,624
2005-06	LA Lakers	11-08-05	Oklost	103-97	19,523
2006-07	New York	11-03-06	WON	102-92	19,601
2007-08	Dallas	10-02-07	WON	101-84	19,767
2008-09	Philadelphia	11-01-08	WON	95-88	19,654
2009-10	Indiana	10-28-09	WON	120-109	17,998
2010-11	Washington	10-30-10	WON	99-95	18,729
2011-12	Washington	12-28-11	WON	101-83	17,750
2012-13	Houston	11-02-12	lost	109-102	18,238

#### 45 Year Totals 25-20

Season	Opponent	Date	Result	Score	Attendance
1968-69	Seattle	10-25-68	lost	123-112	4,689
1969-70	Boston	10-24-69	WON	122-110	6,805®
1970-71	Detroit	10-22-70	lost	120-101	10,460
1971-72	Cincinnati	10-12-71	lost	127-113	5,124
1972-73	Buffalo	10-10-72	WON	120-109	7,634
1973-74	Detroit	10-12-73	lost	122-105	5,020
1974-75	Chicago	10-18-74	lost	120-115†	7,351
1975-76	Los Angeles	11-02-75	lost	116-113†	11,257
1976-77	Los Angeles	10-29-76	lost	118-101	9,752
1977-78	Boston	10-25-77	lost	110-103	6,590
1978-79	Indiana	10-13-78	lost	117-104	8,476
1979-80	Indiana	10-13-79	lost	115-101	10,904
1980-81	Detroit	10-18-80	WON	125-123†	4,036
1981-82	Chicago	11-03-81	lost	94-96	7,112
1982-83	Detroit	10-29-82	lost	94-86	15,252
1983-84	New Jersey	10-28-83	lost	126-108	10,173
1984-85	New Jersey	10-26-84	WON	119-104	10,061
1985-86	Milwaukee	10-26-85	lost	117-91	10,237
1986-87	Philadelphia	11-02-86	WON	122-113	11,468
1987-88	New York	11-11-87	WON	94-93	12,781
1988-89	New Jersey	11-04-88	WON	113-105	14,480
1989-90	Boston	11-10-89	lost	117-106	14,890
1990-91	Sacramento	11-06-90	lost	102-85	17,014
1991-92	Charlotte	11-06-91	WON	114-104	23,698
1992-93	Chicago	11-07-92	WON	108-99	18,676
1993-94	Chicago	11-08-93	lost	106-80	18,157
1994-95	Utah	11-07-94	lost	104-86	18,661
1995-96	Utah	11-06-95	lost	105-96	18,742
1996-97	Miami	11-01-96	lost	94-81	15,113
1997-98	Orlando	10-31-97	WON	117-248†	17,248
1998-99	New Jersey	2-07-99	lost	79-69	18,545
1999-00	Washington	11-02-99	lost	94-87	16,038
2000-01	New York	11-02-00	lost	94-69	19,763
2001-02	Houston	10-30-01	lost	89-84†	9,500
2002-03	New Jersey	10-30-02	lost	105-95	16,324
2003-04	New Orleans	10-29-03	lost	88-83†	15,242
2004-05	Phoenix	11-03-04	lost	112-82	18,422
2005-06	Golden State	11-02-05	lost	122-97	18,629
2006-07	Philadelphia	11-01-06	lost	88-75	17,119
2007-08	Detroit	11-04-07	lost	92-91	22,076
2008-09	Orlando	10-29-08	WON	99-85	17,461
2009-10	LA Lakers	11-01-09	lost	118-110	18,997
2010-11	Memphis	10-27-10	WON	115-104	17,519
2011-12	New Jersey	12-27-11	WON	109-100	18,711
2012-13	Oklahoma City	11-04-12	WON	104-95	18,203

#### 45 Year Totals 14-31

\* first Hawks game at Omni  
 † first Hawks game at Philips Arena  
 ‡ denotes overtime game

\*\* largest opening night crowd at Omni  
 \*\*\* largest opening night crowd ever  
 ® game played in Hartford, CT

\*\*\*\* opening night at Ga. Tech



## MISCELLANEOUS NUMBERS

### HAWKS OVERTIME GAMES

Season	Home	Road	Total	Pct.	Season	Home	Road	Total	Pct.
1968-69	2-0	0-0	2-0	1.000	1991-92	2-3	0-3	2-6	.250
1969-70	0-0	4-0	4-0	1.000	1992-93	3-1	1-0	4-1	.800
1970-71	1-0	1-1	2-1	.667	1993-94	1-1	0-1	1-2	.333
1971-72	0-2	0-0	0-2	.000	1994-95	2-2	2-1	4-3	.571
1972-73	2-1	2-1	4-2	.667	1995-96	1-0	1-0	2-0	1.000
1973-74	1-1	0-1	1-2	.333	1996-97	4-0	1-0	5-0	1.000
1974-75	1-1	0-2	1-3	.250	1997-98	2-1	3-1	5-2	.714
1975-76	1-1	0-3	1-4	.200	1998-99	1-2	0-0	1-2	.333
1976-77	1-0	0-0	1-0	1.000	1999-00	2-0	0-3	2-3	.400
1977-78	3-0	1-1	4-1	.800	2000-01	0-2	0-0	0-2	.000
1978-79	3-1	1-1	4-2	.667	2001-02	1-0	0-2	1-2	.333
1979-80	2-1	1-0	3-1	.750	2002-03	2-1	1-3	3-4	.429
1980-81	1-3	1-3	2-6	.250	2003-04	0-4	0-2	0-6	.000
1981-82	1-1	2-1	3-2	.600	2004-05	0-4	2-1	2-5	.286
1982-83	1-1	0-1	1-2	.333	2005-06	3-1	2-1	5-2	.714
1983-84	2-1	0-1	2-2	.500	2006-07	1-4	2-1	3-5	.375
1984-85	0-1	2-2	2-3	.400	2007-08	2-3	0-1	2-4	.333
1985-86	1-1	1-2	2-3	.400	2008-09	0-0	0-1	0-1	.000
1986-87	1-0	1-0	2-0	1.000	2009-10	4-1	0-2	4-3	.571
1987-88	1-1	2-0	3-1	.750	2010-11	0-0	1-1	1-1	.500
1988-89	1-0	1-3	2-3	.400	2011-12	2-1	3-2	5-3	.625
1989-90	0-0	1-1	1-1	.500	2012-13	3-0	1-1	4-1	.800
1990-91	1-1	0-0	1-1	.500	TOTALS	63-49	41-51	104-100	.510

Team	Site	Hawks	Opp.	W-L
<b>BOSTON (4-8)</b>				
3-08-13	BOS	102	107	L
1-25-13 (2OT)	ATL	123	111	W
4-11-12	BOS	86	88	L
11-22-02 (2OT)	BOS	98	105	L
3-27-01	ATL	112	115	L
11-23-92	BOS	101	97	W
2-03-87	ATL	126	123	W
1-18-86	ATL	122	125	L
12-18-82	ATL	103	107	L
12-14-74	ATL	90	92	L
2-26-71	BOS	129	136	L
2-14-69	ATL	104	101	W
<b>CHARLOTTE BOBCATS (2-2)</b>				
1-06-12	CHAR	102	96	W
3-19-10	ATL	93	92	W
2-13-08	CHAR	98	100	L
4-11-05	ATL	105	110	L
<b>CHICAGO (4-8)</b>				
12-19-09	CHI	98	101	L
12-16-06	ATL	104	106	L
11-18-88	CHI	112	115	L
12-20-84 (2OT)	NO	129	132	L
12-21-82 (2OT)	CHI	116	124	L
2-26-82	ATL	110	116	L
1-31-78	CHI	103	106	L
12-21-75	ATL	97	90	W
10-18-74	CHI	115	120	L
12-07-72	CHI	94	89	W
3-19-71	ATL	112	111	W
11-06-69	CHI	142	137	W
<b>CLEVELAND (8-6)</b>				
3-21-12	ATL	103	102	W
11-07-06	CLE	104	95	W
1-25-03	CLE	102	101	W
4-13-02 (2OT)	ATL	128	123	W
11-08-97	CLE	99	97	W
4-13-93	ATL	109	112	L
11-17-89 (2OT)	CLE	125	131	L
3-23-85	CLE	91	86	W
12-09-81	CLE	108	112	L
11-24-81	ATL	94	92	W
1-09-81	ATL	107	108	L
2-29-80	ATL	111	102	W
1-07-75	ATL	113	112	W
2-23-75	CLE	105	111	L
2-08-73	ATL	132	136	L

Team	Site	Hawks	Opp.	W-L
<b>DALLAS (0-2)</b>				
2-26-10	ATL	103	111	L
11-08-84	DAL	105	112	L
<b>DENVER (2-1)</b>				
3-13-12	DEN	117	118	L
12-18-05	ATL	110	107	W
12-11-92	ATL	112	107	W
<b>DETROIT (5-8)</b>				
12-26-12 (2OT)	ATL	126	119	W
1-27-12	DET	107	101	W
3-14-05	ATL	108	114	L
3-26-03	DET	99	102	L
4-14-01	ATL	124	129	L
11-09-88	DET	95	101	L
2-02-85	DET	102	110	L
11-27-81	DET	114	112	W
10-18-80	DET	125	123	W
11-24-78	DET	117	119	L
1-16-73	ATL	130	129	W
11-21-72	DET	110	113	L
12-30-99	DET	105	106	L
<b>GOLDEN STATE (4-1)</b>				
3-23-92	ATL	126	125	W
3-17-89	GS	118	127	L
2-10-80	GS	98	96	W
1-31-80	ATL	111	107	W
11-19-75	ATL	104	98	W
<b>HOUSTON (1-3)</b>				
2-22-04 (3OT)	HOU	121	123	L
10-30-01	HOU	84	89	L
4-07-89	ATL	120	112	W
12-15-71	ATL	115	117	L
<b>INDIANA (2-7)</b>				
2-24-06	IND	117	112	W
12-14-04	ATL	97	108	L
11-01-03	ATL	99	103	L
2-14-03	IND	97	98	L
4-30-99	ATL	90	92	L
4-09-98	ATL	102	105	L
3-06-92	ATL	113	115	L
1-31-92	IND	106	115	L
3-16-90	IND	106	104	W
<b>KANSAS CITY / CINCINNATI / SACRAMENTO (2-1)</b>				
3-07-79	ATL	122	120	W
3-14-76	KC	113	114	L
2-18-70	MEM	139	125	W

## MISCELLANEOUS NUMBERS

### HAWKS OVERTIME GAMES, CONT.

Team	Site	Hawks	Opp.	W-L	Team	Site	Hawks	Opp.	W-L
<b>LOS ANGELES LAKERS (1-2)</b>					<b>ORLANDO (4-2)</b>				
2-19-88	ATL	119	125	L	2-10-12	ORL	89	87	W
11-02-75	LA	113	116	L	3-19-06	ATL	110	107	W
12-01-72	LA	114	109	W	2-19-99	ATL	94	99	L
<b>MEMPHIS/VANCOUVER (0-2)</b>					3-17-97	ATL	112	107	W
3-29-04 (2OT)	ATL	133	136	L	1-09-97	ORL	97	92	W
11-10-99	VAN	97	102	L	3-05-95	ORL	111	113	L
<b>MIAMI (3-2)</b>					<b>PHILADELPHIA (6-5)</b>				
1-05-12 (3OT)	ATL	109	116	L	4-08-07	PHIL	104	109	L
1-18-11	MIA	93	89	W	4-06-04	ATL	100	103	L
12-19-07	ATL	114	111	W	3-27-99	ATL	103	99	W
11-18-06	ATL	88	93	L	1-29-98	ATL	109	99	W
11-29-02	ATL	100	94	W	3-12-91	ATL	129	133	L
<b>MILWAUKEE (3-7)</b>					4-15-88	PHIL	103	101	W
2-28-10	ATL	106	102	W	3-05-86	PHIL	114	122	L
12-26-97	MIL	94	99	L	11-02-85	ATL	114	113	W
11-19-94	ATL	93	97	L	12-02-80	ATL	112	108	W
3-01-92	MIL	106	109	L	3-11-80	ATL	97	102	L
2-07-85	MIL	94	91	W	3-31-78	ATL	111	110	W
3-06-84	ATL	104	109	L	<b>PHOENIX (3-1)</b>				
3-29-81	ATL	128	132	L	1-07-97	ATL	105	103	W
11-28-80	MIL	108	113	L	2-04-89	PHO	118	116	W
1-10-79 (2OT)	MIL	117	113	W	12-18-77	ATL	134	129	W
3-30-76	MIL	126	130	L	2-16-74	PHO	123	124	L
<b>MINNESOTA (3-1)</b>					<b>PORTLAND (2-4)</b>				
4-04-00	MIN	76	86	L	11-16-09	ATL	99	95	W
12-13-94	ATL	85	83	W	1-21-08	ATL	109	111	L
12-28-91	ATL	125	122	W	3-23-07	ATL	100	102	L
1-05-91	ATL	117	112	W	1-22-03	ATL	110	112	L
<b>NEW JERSEY (6-5)</b>					3-29-93	ATL	127	118	W
11-23-10	NJ	101	107	L	12-20-80	POR	119	122	L
1-02-09	NJ	91	93	L	<b>SAN ANTONIO (4-1)</b>				
2-04-07	NJ	101	99	W	3-21-10	ATL	119	114	W
2-27-06	ATL	104	102	W	1-11-97	ATL	87	82	W
4-18-00 (2OT)	ATL	111	109	W	12-29-94	ATL	127	121	W
12-06-94	NJ	94	91	W	3-10-87	SA	113	106	W
1-21-94	ATL	111	113	L	3-20-84	SA	132	135	L
4-19-88	NJ	119	109	W	<b>SAN DIEGO / BUFFALO / LA CLIPPERS (0-3)</b>				
3-26-85	NO	108	109	L	1-17-92	LAC	107	111	L
11-04-78	ATL	117	118	L	12-11-73	ATL	127	132	L
10-26-77	NJ	113	110	W	11-05-71	ATL	117	122	L
<b>NEW ORLEANS/CHARLOTTE (0-1)</b>					<b>TORONTO (5-3)</b>				
10-29-03	NO	83	88	L	4-02-08	ATL	127	120	W
<b>NEW YORK (9-7)</b>					3-01-06	TOR	113	111	W
1-01-10	ATL	108	112	L	4-8-05	TOR	101	109	L
3-03-07	ATL	100	104	L	3-11-05	TOR	116	112	W
3-15-06 (2OT)	ATL	117	121	L	11-26-04	ATL	97	99	L
4-17-05	NY	139	135	W	1-11-02	TOR	91	94	L
11-30-04	NY	109	110	L	11-26-97 (2OT)	TOR	109	104	W
1-28-00	ATL	98	96	W	1-04-96	ATL	104	101	W
11-28-95	NY	102	97	W	<b>UTAH / NEW ORLEANS (4-1)</b>				
4-06-93	ATL	109	104	W	3-25-12 (4OT)	ATL	139	133	W
12-07-91	ATL	128	137	L	3-21-94	ATL	100	96	W
2-24-84	ATL	105	104	W	12-19-87	ATL	130	124	W
12-23-83	ATL	114	113	W	2-19-86	UTAH	105	109	L
2-24-81	ATL	117	120	L	3-24-78	ATL	96	94	W
10-30-80	NY	115	116	L	<b>WASHINGTON / CAPITAL / BALTIMORE (8-3)</b>				
11-30-78	ATL	102	96	W	12-18-12	WAS	100	95	W
2-24-77	ATL	101	98	W	11-21-12	ATL	101	100	W
12-16-69	NY	125	124	W	1-11-08	ATL	98	102	L
<b>OKLAHOMA CITY/SEATTLE (5-3)</b>					1-14-06	ATL	114	106	W
11-16-07 (2OT)	ATL	123	126	L	1-11-98	WAS	107	102	W
11-11-06	ATL	112	113	L	11-18-97	ATL	98	89	W
11-26-02	ATL	119	116	W	1-24-97	ATL	117	105	W
11-13-93	SEA	89	97	L	2-19-92	ATL	102	103	L
2-19-82 (3OT)	SEA	127	122	W	4-04-86	WAS	129	135	L
3-11-79	ATL	113	111	W	3-16-83	ATL	94	81	W
2-05-71	SEA	121	120	W	3-23-74	ATL	119	108	W
3-16-69	ATL	131	127	W	11-07-72	ATL	109	107	W
		</							



# HAWKS / NBA COLLEGE DRAFT CHOICES

## 2013 DRAFT CHOICES

Name	From	Pos.	Ht.	Wt.	Round	Pick
Dennis Schröder	NY Phantoms Braunschweig (Germany)	G	6-1	168	1	17

\* On June 28, the Hawks acquired the rights to Lucas Nogueira (16th pick), Mike Muscala (44th pick) and Jared Cunningham from Dallas in exchange for the rights to Shane Larkin (18th pick) ... In addition, the Hawks acquired a 2015 second-round pick from the Utah Jazz in exchange for Raul Neto (47th pick) and a conditional 2017 second-round pick from the Miami Heat in exchange for James Ennis (50th pick).

## 1968 - 2012 HAWKS DRAFT CHOICES

Rnd.	Player	College	Pick	Rnd.	Player	College	Pick
2012 DRAFT	1 John Jenkins	Vanderbilt	23	1994 DRAFT	2 Gaylon Nickerson	NW Oklahoma State	34
2 Mike Scott	Virginia	43	<i>(Atlanta's first-round position belonged to the LA Clippers as a result of the Dominique Wilkins/Danny Manning trade.)</i>				
2011 DRAFT	2 Keith Benson	Oakland	48	1993 DRAFT	1 Doug Edwards	Florida State	15
2010 DRAFT	1 Damion James *	Texas	24	2 Richard Manning	Washington	40	
2 Pape Sy	France	53	1992 DRAFT	1 Adam Keefe	Stanford	10	
<i>* On draft night, James was traded to NJ for rights to Jordan Crawford and Tibor Pleiss ... Pleiss was traded to OKC for cash considerations.</i>				2 Elmer Bennett	Notre Dame	38	
2009 DRAFT	1 Jeff Teague	Wake Forest	19	1991 DRAFT	1 Stacey Augmon	UNLV	9
2 Sergiy Gladyr	NBC Mykolaiiv	49	1 Anthony Avent *	Seton Hall	15		
2008 DRAFT	No draft picks			2 Rodney Monroe	N.C. State	30	
2007 DRAFT	1 Al Horford	Florida	3	<i>* Avent's rights were traded to Denver on 6/26/91.</i>			
1 Acie Law IV	Texas A&M	11	1990 DRAFT	1 Rumeal Robinson	Michigan	10	
2006 DRAFT	1 Shelden Williams	Duke	5	2 Trevor Wilson	UCLA	36	
2 Solomon Jones	South Florida	53	1989 DRAFT	1 Roy Marble	Iowa	23	
2005 DRAFT	1 Marvin Williams	North Carolina	2	2 Haywoode Workman	Oral Roberts	49	
2 Salim Stoudamire	Arizona	31	1988 DRAFT	2 Anthony Taylor	Oregon	44	
2 Cenk Akyol	Turkey (Efes Pilsen)	59	3 Jorge Gonzalez	Argentina	54		
2004 DRAFT	1 Josh Childress	Stanford	6	3 Darryl Middleton	Baylor	68	
1 Josh Smith	Oak Hill Academy (HS)	17	<i>First round pick and Randy Wittman to Sacramento for Reggie Theus 6/27/88.</i>				
2 Dontia Smith	SE Illinois JC	34	1987 DRAFT	1 Dallas Comegys	DePaul	21	
2 Royal Ivey	Texas	37	2 Terrance Bailey	Wagner	42		
2 Viktor Sanikidze *	SAOS JDA Dijon (Georgia)	42	2 Terry Coner	Alabama	44		
<i>* On draft night, Sanikidze was traded to the Spurs for a 2005 second-round pick and cash considerations.</i>				3 Song Tao	China	67	
2003 DRAFT	1 Boris Diaw	Pau Orthez (France)	21	4 Theo Christodoulou	Greece	90	
2 Travis Hansen	Brigham Young	37	5 Jose-Antonio Montero	Italy	113		
2002 DRAFT	2 David Andersen	Kinder Bologna (Italy)	37	6 Ricardo Morandot	Italy	136	
<i>On draft night, the Hawks acquired the draft rights to Dan Dickau (selected in the first round, 28th overall by Sacramento) in exchange for a future first-round pick.</i>				7 Franjo Arapovic	Yugoslavia	159	
2001 DRAFT	1 Pau Gasol *	Spain	3	1986 DRAFT	1 Billy Thompson *	Louisville	19
1 Jamaal Tinsley **	Iowa State	27	2 Cedric Henderson	Georgia	32		
2 Terence Morris	Maryland	34	2 Augusto Binelli	Italian Nat'l.	40		
<i>* On draft night, Gasol was traded to the Grizzlies, along with Brevin Knight and Lorenzen Wright, in exchange for Shareef Abdur-Rahim and the 27th pick.</i>				3 Dave Hoppen	Nebraska	65	
<i>** On draft night, Tinsley was traded to the Pacers for a future first-rounder.</i>				3 Jim Les	Bradley	70	
2000 DRAFT	1 DerMarr Johnson	Cincinnati	6	4 Efram Winters	Illinois	88	
2 Hanno Mottlila	Utah	40	5 Nicky Jones	Virginia Commonwealth	111		
2 James "Scoonie" Penn	Ohio State	57	6 Alexander Volkov	USSR	134		
1999 DRAFT	1 Jason Terry	Arizona	10	7 Valery Tikhonenko	USSR	157	
1 Cal Bowdler	Old Dominion	17	<i>* Thompson was traded to L.A. Lakers for Ken Barlow 6/17/86.</i>				
1 Dion Glover	Georgia Tech	20	1985 DRAFT	1 Jon Koncak	SMU	5	
2 Roberto Bergerson **	Boise State	52	2 Lorenzo Charles	N.C. State	41		
<i>* On draft night, Jones' rights were traded to the Philadelphia 76ers for a future first-round draft choice (via Toronto).</i>				3 Cedric Toney	Denver	59	
<i>** On draft night, rights were traded to Portland for cash considerations.</i>				4 Arnydas Sabonis	USSR	77	
1998 DRAFT	1 Roshown McLeod	Duke	22	4 John Battle	Rutgers	84	
2 Cory Carr *	Texas Tech	49	5 Larry Hampton	F.D.U.	100		
<i>* On draft night, Carr's rights were traded to Chicago, along with two future second-round draft picks, for the rights to Shammond Williams.</i>				6 Tony Duckett	Lafayette	123	
1997 DRAFT	1 Ed Gray	California	22	7 Bob Ferry	Harvard	146	
2 Alain Digbeu	Villerbaune, France	50	1984 DRAFT	1 Kevin Willis	Michigan State	11	
2 Chris Crawford	Marquette	51	3 Bobby Parks	Memphis State	58		
1996 DRAFT	1 Priest Lauderdale	Central State (OH)	28	4 Dicky Beal	Kentucky	81	
1995 DRAFT	1 Alan Henderson	Indiana	16	5 Terry Martin	NE Louisiana	104	
2 Donnie Boyce	Colorado	42	6 Jim Master	Kentucky	127		
3 Troy Brown	Providence	45	7 Vince Martello	Florida State	150		
4 Cuonzo Martin	Purdue	57	8 Robert Brown	Long Island	173		
			9 Fred Brown	Georgetown	185		
			10 Doug Mills	Hofstra	217		
			<i>Second round pick (#35) to Golden State for Rickey Brown on 2/15/83.</i>				
1993 DRAFT	1 Randy Wittman *	Indiana	22	1983 DRAFT	1 David Thompson	N.C. State	1
2 Glenn Rivers	Marquette	31	1 Marvin Webster	Morgan State	3		
3 John Pinone	Villanova	58	2 Bill Willoughby	Morrow (NJ) High	19		
4 Harry Kelly	Texas Southern	81	4 Monte Towe	N.C. State	57		
5 Charles Jones	Oklahoma	104	5 Wilbur Holland	New Orleans	75		
6 Tom Bethea	Richmond	127	6 Danny Williams	Mississippi	93		
7 Lex Drum	UAB	150	7 Gus Johnson	Wisconsin State	111		
8 George Thomas	Georgia Tech	173	8 Oscar Jackson	Duquesne	129		
9 Will Cotchery	Livingston	195	9 Dave Schlessler	Morningside	146		
10 Ronnie Carr	W. Carolina	216	10 Vic Kelly	Livingston	162		
<i>* Wittman acquired from Bullets for Tom McMillen and future pick 7/5/83.</i>				1982 DRAFT	1 Keith Edmonson	Purdue	10
			3 Joe Kopicki	Detroit	56		
			5 Mark Hall	Minnesota	102		
			6 Jay Bruchak	Mt. St. Mary's	126		
			7 Horace Wyatt	Clemson	148		
			8 James Ratiff	Howard	172		
			9 Pierre Bland	Elizabeth City	194		
			10 Ronnie McAdoo	Old Dominion	216		
<i>Second round pick to New York for Mike Glenn 10/24/81. Fourth round pick to New Jersey for Rory Sparrow 8/11/81.</i>				1981 DRAFT	1 Al Wood	North Carolina	4
			2 Clyde Bradshaw	DePaul	38		
			3 Durand Macklin	LSU	52		
			4 Kevin Figaro	SW Louisiana	75		
			5 Steve Krafscisin	Iowa	98		
			6 Darryl Warwick	Hampton	121		
			7 Kevin Vesey	Iona	144		
			8 Gilbert Salinas	Notre Dame	167		
			9 Howard Thompkins	Wagner	189		
			10 Mike Frazier	Georgetown	209		
1980 DRAFT	1 Don Collins	Washington State	18	1979 DRAFT	2 James Bradley	Memphis State	35
2 Craig Shelton	Georgetown	28	2 Larry Wilson	Nicholls State	38		
5 Mike Doyle	South Carolina	110	3 Don Marsh	Franklin & Marshall	57		
6 Mike Zagardo	G. Washington	133	5 Tiny Pinder	N.C. State	101		
7 Charles Hightower	Dillard	156	6 Darryl Williams	Gardner-Webb	121		
9 Stan Lamb	Steubenville	195	7 Tim Waterman	St. Bonavent.	141		
<i>Third round pick to Utah. Fourth round pick to Los Angeles. Selected ineligible player in eighth and tenth rounds.</i>				8 John Goedeke	Maryland (Balt.)	160	
			9 Cedric Oliver	Hamilton	178		
			10 Chad Newelson	Drake	196		
1979 DRAFT	2 James Bradley	Memphis State	35	<i>First round pick to Pacers as compensation for signing of free agent Dan Roundfield.</i>			
2 Larry Wilson	Nicholls State	38	1978 DRAFT	1 Butch Lee	Marquette	10	
3 Don Marsh	Franklin & Marshall	57	2 Jack Givens	Kentucky	16		
5 Tiny Pinder	N.C. State	101	2 Rick Wilson	Louisville	25		
6 Darryl Williams	Gardner-Webb	121	3 Steve Grant	Manhattan	54		
7 Tim Waterman	St. Bonavent.	141	5 Chris Potter	Holy Cross	98		
8 John Goedeke	Maryland (Balt.)	160	6 Gerald Glover	Howard	120		
9 Cedric Oliver	Hamilton	178	7 Jim DeWeese	Gonzaga	141		
10 Chad Newelson	Drake	196	8 Ed Murphy	Merrimack	160		
<i>First round pick to Pacers as compensation for signing of free agent Dan Roundfield.</i>				9 Maurice Robinson	W. Virginia	177	
			10 Marshall Lester	Florida Southern	192		
1978 DRAFT	1 Wayne Rollins	Clemson	14	<i>Fourth round pick to Buffalo.</i>			
3 Sam Smith	UNLV	48	1977 DRAFT	1 Butch Lee	Marquette	10	
3 Eddie Johnson	Auburn	49	2 Jack Givens	Kentucky	16		
4 Dave Bormanann	Gardner-Webb	70	2 Rick Wilson	Louisville	25		
5 Bill Gordon	UTC	92	3 Steve Grant	Manhattan	54		
6 Calvin Crews	Northwestern	114	5 Chris Potter	Holy Cross	98		
7 James Holliman	Arizona State	135	6 Gerald Glover	Howard	120		
8 Vern Thompson	Brigham Young	155	7 Jim DeWeese	Gonzaga	141		
<i>Second round pick to New York for Tom McMillen.</i>				8 Ed Murphy	Merrimack	160	
1976 DRAFT	1 Armond Hill	Princeton	9	9 Maurice Robinson	W. Virginia	177	
2 Larry Carrington	Boston College	28	10 Marshall Lester	Florida Southern	192		
3 Bobby Cooke	VPI	46	<i>Fourth round pick to Buffalo.</i>				
4 Tom Barker	Hawaii	53	1977 DRAFT	1 Wayne Rollins	Clemson	14	
5 Ron Davis	Washington State	70	3 Sam Smith	UNLV	48		
6 Pete Padgett	Nevada-Reno	106	3 Eddie Johnson	Auburn	49		
7 Carl Gerlach	Kansas State	106	4 Dave Bormanann	Gardner-Webb	70		
8 Doug Terry	Utah	124	5 Bill Gordon	UTC	92		
9 Bob Kovach	San Diego State	142	6 Calvin Crews	Northwestern	114		
10 Mike Dickerson	S. Florida	160	7 James Holliman	Arizona State	135		
1975 DRAFT	1 David Thompson	N.C. State	1	8 Vern Thompson	Brigham Young	155	
1 Marvin Webster	Morgan State	3	<i>Second round pick to New York for Tom McMillen.</i>				
2 Bill Willoughby	Morrow (NJ) High	19	1976 DRAFT	1 Armond Hill	Princeton	9	
4 Monte Towe	N.C. State	57	2 Larry Carrington	Boston College	28		
5 Wilbur Holland	New Orleans	75	3 Bobby Cooke	VPI	46		
6 Danny Williams	Mississippi	93	4 Tom Barker	Hawaii	53		
7 Gus Johnson	Wisconsin State	111	5 Ron Davis	Washington State	70		
8 Oscar Jackson	Duquesne	129	6 Pete Padgett	Nevada-Reno	106		
9 Dave Schlessler	Morningside	146	7 Carl Gerlach	Kansas State	106		
10 Vic Kelly	Livingston	162	8 Doug Terry	Utah	124		
			9 Bob Kovach	San Diego State	142		
			10 Mike Dickerson	S. Florida	160		
			1974 DRAFT	1 Tom Henderson	Hawaii	7	
			1 Mike Sojourner	Utah	10		
			2 John Drew	Gardner-Webb	25		
			3 Darrell Elston	North Carolina	43		
			4 Ed Palubinskas	Louisiana State	61		
			5 Tyrone Mackay	Utah	79		
			6 Sammy Hervey	So. Methodist	97		
			7 Greg Lee	UCLA	115		
			8 Bill Butler	Louisville	133		
			9 Lon Kruger	Kansas State	151		
			10 Brendy Lee	Nebraska	168		
			1973 DRAFT	1 Dwight Jones	Houston	9	
			1 John Brown	Missouri	10		
			2 Tom Inglesby	Villanova	27		
			3 Ted Manakas	Princeton	36		
			4 Leonard Gray	Long Beach State	45		
			5 James Brown	Harvard	62		
			6 Dave Winfield	Minnesota	79		
			7 John Williamson	New Mexico State	96		
			8 Pete Harris	Stephen F. Austin	113		
			9 Tim Dominy	Valdosta State	130		
			1972 DRAFT	1 Steve Bracey	Tulsa	21	
			2 Reggie Bird	Princeton	55		
			3 Bob Lackey	Marquette	71		
			4 Randy Knoll	Marshall	88		
			5 Billy Pleiss	Detroit	105		
			6 Oscar Evans	Butler	121		
			7 Larry Strozier	Morehouse	136		
			8 Jim Clesson	Tulsa	149		
			9 Charles Allen	Texas Southern	160		
			10 James Green	Paine College	169		
			1971 DRAFT	1 George Trapp	Long Beach State	5	
			2 Ted McClain	Tennessee State	22		
			3 Jeff Halliburton	Drake	39		
			4 Jim Welch	Houston	56		
			5 Willie Humes	Idaho State	90		
			6 Mike Jordan	Savannah State	107		
			7 Jim Smith	Kentucky Wesleyan	124		
			8 Ernie Fleming	Jacksonville	140		
			9 Ron Ripicco	Lipscomb	156		
			10 Levi Wyatt	Alcorn	172		
			12 Roger Moore	Columbus	186		
			13 Ed Jenkins	Michigan Lutheran	198		
			1970 DRAFT	1 Pats Maravich	Louisiana State	1	
			2 John Vallely	UCLA	14		
			3 Dan Hester	Louisiana State	31		
			4 Fred Davis	Howard Payne	65		
			5 Bob Riley	Mt. St. Mary's	82		
			6 Dave Parker	Windham	99		
			7 John Shinnall	Jackson State	116		
			8 Herb White	Georgia	133		
			9 Larry Jackson	Sul Ross	150		
			11 Dino Menghin	Italy 182			
			1969 DRAFT	1 Butch Beard	Louisville	1	
			2 Wally Andrezunas	Creighton	25		
			3 Mike Hann	Tennessee	53		
			4 Billy Mitchell	West Texas State	67		
			5 Guy Mackner	South Dakota	81		
			6 Bob Bundy	Vanderbilt	95		
			7 Bob Christian	Grambling	109		
			8 Pete Gayeska	Massachusetts	123		
			9 Dick Stewart	Rutgers	137		
			10 Loran Bracci	SF Valley State	151		
			11 Dave Jones	LaVerne	164		
			12 Dick Barton	Riverside	176		
			13 Mike Dahl	Oglethorpe	185		
			15 Norm Carmichael	Virginia	193		
			16 Buddy Cornelius	Jacksonville (Fla.)	199		
</							



# ALL-TIME ROSTER: 1968 - 2013

YEAR	GP	MINS	FGM	FGA	FG%	FTM	FTA	FT%	OR	DR	TR	AST	PF-D	STL	BS	PTS	PPG	
<b>SHARIEF ABDUR-RAHIM</b>																		
2001-02	77	2980	598	1297	46.1	419	523	80.1	198	498	696	239	214-2	98	81	1636	20.6	
2002-03	81	3087	566	1183	47.8	405	541	84.1	175	502	677	242	240-2	87	38	1608	19.9	
2003-04	53	1956	383	790	48.5	294	334	88.0	141	354	495	127	147-1	44	19	1065	20.1	
3 Years	211	8023	1547	3270	47.3	1168	1398	83.5	514	1354	1868	608	601-5	229	138	4309	20.4	
<b>DON ADAMS</b>																		
1971-72	70	2030	307	779	39.4	204	273	74.7	—	—	494	—	—	—	—	818	11.7	
1972-73	4	76	8	38	21.1	4	8	50.0	—	—	22	—	—	—	—	11	2.8	
2 Years	74	2106	315	817	38.6	214	281	76.1	—	—	516	—	—	—	—	841	11.4	
<b>DERRICK ALSTON</b>																		
1996-97	2	11	0	5	0.00	0	0	—	3	1	4	0	0-0	0	0	0	0.0	
<b>GREG "Cadillac" ANDERSON</b>																		
1994-95	51	622	57	104	54.8	34	71	47.9	62	126	188	17	103-0	23	29	148	2.9	
1997-98	50	398	36	81	44.4	16	41	39.0	39	79	118	15	85-0	19	10	88	1.8	
2 Years	101	1020	93	185	50.3	50	112	44.6	101	205	306	32	188-0	42	39	236	2.3	
<b>KENNY ANDERSON</b>																		
2004-05	39	717	81	190	42.6	27	37	73.0	23	60	83	98	81-1	33	0	195	5.0	
<b>HILTON ARMSTRONG</b>																		
2010-11	12	76	6	12	50.0	2	10	20.0	3	14	17	4	9-0	3	5	15	1.3	
<b>STACEY AUGMON</b>																		
1991-92	82	2505	440	889	48.9	213	320	66.6	191	229	420	201	161-0	124	27	1094	13.3	
1992-93	73	2112	397	792	50.1	227	307	73.9	141	146	287	170	141-1	91	18	1021	14.0	
1993-94	82	2805	439	861	51.0	333	438	75.4	178	216	394	187	170-0	149	45	1212	14.8	
1994-95	76	2362	397	876	45.3	252	346	72.8	157	211	368	197	163-0	100	47	1053	13.9	
1995-96	77	2294	362	738	49.1	251	316	79.4	137	167	304	137	188-1	106	31	976	12.7	
5 Years	390	11678	2035	4186	48.8	1276	1725	74.0	804	969	1773	892	832-2	570	168	5356	13.7	
<b>JOHN BAGLEY</b>																		
1993-94	3	13	0	2	0.00	2	2	100.0	0	1	1	3	2-0	0	0	2	0.3	
<b>TOM BARKER</b>																		
1976-77	59	1354	182	436	41.7	112	164	68.3	111	290	401	60	223-11	33	41	476	8.1	
<b>DREW BARRY</b>																		
1997-98	27	256	18	38	47.4	11	13	84.6	5	30	35	49	28-0	10	1	56	2.1	
1999-00	8	74	6	15	40.0	3	3	100.0	0	4	4	16	9-0	4	0	19	2.4	
2 Years	35	330	24	53	45.3	14	16	87.5	5	34	39	65	37-0	10	1	75	2.1	
<b>JON BARRY</b>																		
1996-97	58	965	100	246	40.7	37	46	80.4	26	73	99	115	56-0	55	3	285	4.9	
2004-05	16	275	31	77	40.3	10	13	76.9	4	17	21	28	28-0	14	2	83	5.2	
2 Years	74	1240	131	323	40.6	47	59	80.0	30	90	120	143	84-0	69	5	368	5.0	
<b>ESTEBAN BATISTA</b>																		
2005-06	57	495	34	80	42.5	33	53	62.3	61	83	144	7	111-2	15	11	101	1.8	
2006-07	13	81	4	7	50.0	4	7	57.1	7	23	30	7	3-0	4	4	23	1.8	
2 Years	70	576	42	86	43.8	37	60	61.7	68	106	174	11	124-2	18	11	121	1.7	
<b>JOHN BATTLE</b>																		
1985-86	64	639	101	222	45.5	75	103	72.8	75	102	62	74	80-0	23	3	277	4.3	
1986-87	64	804	114	315	45.7	93	126	73.8	16	44	50	25	76-0	29	5	381	6.0	
1987-88	67	1227	128	613	45.4	141	188	75.0	141	188	113	158	84-0	31	5	713	10.6	
1988-89	82	1672	287	628	45.7	194	238	81.5	140	310	140	197	125-0	47	9	779	9.5	
1989-90	60	1477	276	544	50.6	102	130	75.6	72	72	99	154	115-0	28	3	654	10.9	
1990-91	79	1863	397	862	46.1	270	316	85.4	34	125	159	217	145-0	45	6	1078	13.6	
6 Years	416	7682	1482	3184	46.5	875	1106	79.1	145	488	633	924	625-0	198	31	3882	9.3	
<b>SERGEI BAZAREVICH</b>																		
1994-95	10	74	11	22	50.0	1	6	16.7	1	6	7	14	10-0	1	1	30	3.0	
<b>ALFRED "Butch" BEARD</b>																		
1969-70	72	941	183	392	46.7	135	163	82.8	—	—	140	121	124-0	—	—	501	7.0	
<b>ZELMO "Big Z" BEATY</b>																		
1968-69	72	2578	588	1251	47.0	370	506	73.1	—	—	798	131	272-7	—	—	1546	21.5	
<b>RON BEHAGEN</b>																		
1977-78	26	571	117	249	47.0	51	70	72.9	53	120	173	34	97-3	30	12	285	11.0	
<b>WALT "Big Belts" BELLAMY</b>																		
1969-70	23	855	141	287	49.1	75	124	60.5	—	—	310	88	97-2	—	—	357	15.5	
1970-71	82	2908	433	879	49.3	336	556	60.4	—	—	1060	230	271-4	—	—	1202	14.7	
1971-72	82	3187	593	1089	54.5	340	581	58.5	—	—	1049	262	255-2	—	—	1526	18.6	
1972-73	74	2802	498	891	56.0	283	528	53.8	—	—	964	179	244-1	—	—	1153	16.1	
1973-74	77	2440	389	801	48.6	233	383	60.8	264	476	740	189	232-2	52	48	1011	13.1	
5 Years	338	12192	2011	3957	50.8	1267	2170	58.4	264	476	4123	948	1099-11	52	48	5289	15.7	
<b>COREY BENJAMIN</b>																		
2002-03	9	152	13	43	30.2	12	16	75.0	10	21	31	10	20-0	1	2	40	4.4	
<b>MIKE BIBBY</b>																		
2007-08	15	1097	170	411	41.4	23	31	74.2	11	45	56	75	34-0	35	2	667	14.2	
2008-09	79	2740	437	1005	43.5	135	171	78.9	38	240	278	392	145-0	98	11	1176	14.9	
2009-10	80	2185	268	644	41.6	88	79	80.3	61	184	245	110	157-0	67	3	730	9.1	
2010-11	56	1674	192	441	43.5	29	46	63.0	15	128	143	202	125-0	38	6	526	9.4	
4 Years	230	7706	1067	2501	42.7	255	327	78.0	84	577	661	979	461-0	238	22	3099	13.5	
<b>MOOKIE BLAYLOCK</b>																		
1992-93	80	2820	414	964	42.9	123	169	72.8	89	191	280	671	156-0	203	23	1069	13.4	
1993-94	81	2915	444	1079	41.1	116	159	73.0	117	307	424	789	144-0	212	44	1118	13.8	
1994-95	80	3068	508	1363	37.3	156	214	72.9	616	164-3	200	26	127-3	12	—	1373	17.2	
1995-96	81	2893	455	1123	40.5	127	170	74.7	178	451-1	212	17	1268	15.7	—	1268	15.7	
1996-97	78	3056	501	1159	43.2	131	174	75.3	463	141-0	212	20	1354	17.4	—	1354	17.4	
1997-98	70	2700	358	938	38.2	95	134	70.9	95	134	209	81	290	341	469	122-0	183	21
1998-99	46	1763	247	651	37.9	69	91	75.8	69	91	224	45	179	224	9	640	14.3	
7 Years	518	19216	2938	7112	41.3	817	1111	73.5	673	1734	2407	3764	939-4	1321	160	7743	14.9	
<b>CAL BOWDLER</b>																		
1999-00	46	423	49	115	42.6	24	38	63.2	22	63	85	14	46-1	14	9	122	2.7	
2000-01	44	375	53	114	46.5	33	40	82.5	30	47	77	4	45-0	10	21	140	3.2	
2001-02	52	585	61	141	43.3	39	47	83.2	38	72	110	11	64-1	12	15	162	3.1	
3 Years	142	1383	163	403	40.4	96	125	76.8	90	162	272	29	155-2	42	45	424	3.0	
<b>IRA BOWMAN</b>																		
2000-01	3	19	0	0	0.00	0	0	—	1	1	2	7	0-0	0	0	0	0.0	
<b>DONNIE BOYCE</b>																		
1985-86	8	41	9	13	69.2	2	4	50.0	5	5	10	3	2-0	3	1	24	3.0	
1986-87	22	154	21	63	33.3	11	22	50.0	7	8	15	13	17-0	10	4	55		



# ALL-TIME ROSTER: 1968 - 2013, CONT.

YEAR	GP	MINS	FGM	FGA	FG%	FTM	FTA	FT%	OR	DR	TR	AST	PF-D	STL	BS	PTS	PPG	
<b>JASON COLLINS</b> Height: 7' 0" Weight: 255																		
2009-10	24	115	8	23	34.8	0	2	0.0	5	9	14	4	21-0	3	2	16	0.7	
2010-11	49	593	34	71	47.9	27	41	65.9	30	72	102	22	97-1	9	9	96	2.0	
2011-12	30	308	16	40	40.0	7	15	46.7	12	36	48	10	34-0	4	3	39	1.3	
3 Years	103	1016	58	134	43.3	34	58	58.6	47	117	164	36	152-1	16	14	151	1.5	
<b>SEAN COLSON</b> Height: 6' 0" Weight: 175																		
2000-01	3	14	0	5	0.00	0	0	—	0	3	3	3	0-0	0	0	0	0.0	
<b>TYRONE CORBIN</b> Height: 6' 6" Weight: 235																		
1994-95	81	1389	205	464	44.2	78	114	68.4	98	164	262	67	161-1	55	16	502	6.2	
1996-97	70	2305	253	600	42.2	86	108	78.6	76	218	294	124	176-1	90	7	666	9.5	
1997-98	79	2699	328	747	43.9	101	128	78.9	78	284	362	173	197-1	105	7	806	10.2	
1999-00	47	1066	131	334	39.2	52	80	65.0	37	108	145	43	74-0	31	7	352	7.5	
4 Years	277	7459	937	2145	42.8	317	430	73.7	289	774	1063	407	608-3	281	37	2326	8.4	
<b>CHRIS CRAWFORD</b> Height: 6' 9" Weight: 235																		
1997-98	40	256	46	110	41.8	57	68	83.8	20	21	41	9	27-0	12	7	150	3.7	
1998-99	42	784	110	255	43.1	57	70	81.4	37	53	90	24	106-1	10	13	288	6.9	
1999-00	55	668	91	229	39.7	63	81	77.8	51	48	99	33	83-1	17	16	252	4.6	
2000-01	47	901	122	270	45.2	68	83	81.9	28	82	110	37	117-3	21	16	318	6.8	
2001-02	7	131	2	45	46.7	11	15	73.3	9	16	25	5	21-1	2	5	53	7.6	
2002-03	5	38	3	13	61.5	7	8	87.5	3	4	7	1	7-0	2	3	24	4.8	
2003-04	56	1207	211	471	44.8	103	119	86.6	58	117	175	45	131-4	37	20	569	10.2	
2004-05	DNP - Injured																	
8 Years	252	3985	609	1393	43.7	366	444	82.4	206	341	547	154	492-10	101	80	1654	6.6	
<b>JAMAL CRAWFORD</b> Height: 6' 5" Weight: 200																		
2009-10	79	2460	496	1105	44.9	270	315	85.7	34	167	201	238	132-0	61	12	1425	18.0	
2010-11	76	2297	388	874	44.4	222	262	84.7	22	108	130	241	97-0	57	14	1077	14.2	
2 Years	155	4757	884	1979	43.7	492	575	85.6	56	275	331	479	229-0	118	26	2502	16.1	
<b>JORDAN CRAWFORD</b> Height: 6' 4" Weight: 195																		
2010-11	16	160	27	77	35.1	4	6	66.7	9	19	28	15	13-0	3	0	67	4.2	
<b>JIM CRIGHTON</b> Height: 6' 8" Weight: 200																		
1975-76	32	172	12	43	27.9	7	16	43.8	13	32	45	4	23-0	2	9	31	1.0	
<b>CHARLIE CRISS</b> Height: 5' 8" Weight: 165																		
1977-78	77	1935	319	751	42.5	236	296	79.7	24	97	121	294	143-0	108	5	884	11.4	
1978-79	54	879	109	289	37.7	67	86	77.9	19	41	60	138	70-0	41	3	285	5.3	
1979-80	81	1794	249	578	43.1	172	212	81.1	27	89	116	246	133-0	74	4	671	8.3	
1980-81	66	1708	220	485	45.4	185	214	86.5	26	74	100	263	87-0	61	3	625	9.5	
1981-82	27	552	84	210	40.0	65	73	89.0	6	32	38	75	40-0	23	2	235	8.7	
1983-84	9	108	9	22	40.9	5	5	100.0	3	8	11	21	4-0	3	0	23	2.6	
1984-85	4	115	7	17	41.2	4	6	66.7	2	12	14	22	5-0	3	0	18	4.5	
7 Years	318	7091	997	2352	42.4	734	892	82.3	107	353	460	1079	482-0	313	17	2732	8.6	
<b>ERICK DAMPIER</b> Height: 6' 11" Weight: 265																		
2011-12	15	83	1	8	12.5	0	0	0.00	10	15	25	4	9-0	1	4	2	0.1	
<b>LLOYD DANIELS</b> Height: 6' 7" Weight: 205																		
1997-98	— on active roster for zero games from 2/15/04 to 2/18/04 (saw no action) —																	
<b>JIM DAVIS</b> Height: 6' 9" Weight: 224																		
1968-69	78	1367	265	508	46.7	154	231	66.7	—	—	—	97	239-6	—	—	684	8.8	
1969-70	82	2623	438	943	46.4	240	393	73.6	—	—	—	238	353-3	—	—	1116	13.6	
1970-71	82	1864	241	503	47.9	195	288	67.7	—	—	—	546	253-5	—	—	677	8.3	
1971-72	11	119	8	33	24.2	10	18	55.6	—	—	—	36	8-0	—	—	26	2.4	
4 Years	253	5973	952	2047	46.5	599	855	70.1	—	—	—	1907	451	841-16	—	—	2503	9.9
<b>EMANUEL DAVIS</b> Height: 6' 5" Weight: 195																		
2001-02	28	774	70	198	35.4	16	18	88.9	19	55	74	68	68-0	27	5	185	6.6	
2002-03	24	340	32	84	38.1	5	38	13.3	5	38	43	36	28-0	12	2	88	3.7	
2 Years	52	1114	102	282	35.7	33	40	82.5	24	93	117	104	96-0	39	7	273	5.3	
<b>JOHNNY DAVIS</b> Height: 6' 2" Weight: 180																		
1982-83	53	1465	258	567	45.5	164	206	79.6	37	91	128	315	100-0	43	7	685	12.9	
1983-84	75	2079	354	800	44.3	217	256	84.8	53	86	139	326	146-0	62	6	925	12.3	
1985-86	27	402	46	107	43.0	51	59	86.4	2	17	19	112	32-0	13	0	144	5.3	
3 Years	155	3946	638	1474	44.6	432	524	82.6	92	194	286	753	278-0	118	13	1475	11.3	
<b>JOSH DAVIS</b> Height: 6' 8" Weight: 240																		
2003-04	4	23	2	5	40.0	1	1	100.0	1	4	5	0	3-0	0	0	0	0.0	
<b>RON DAVIS</b> Height: 6' 6" Weight: 195																		
1976-77	7	67	8	35	22.9	4	13	30.8	2	5	7	2	9-0	7	0	20	2.9	
<b>TONY DELK</b> Height: 6' 2" Weight: 189																		
2004-05	56	1340	246	591	41.6	103	136	75.7	28	102	130	104	123-3	47	3	667	11.9	
2005-06	1	7	0	1	0.00	2	2	100.0	0	0	0	0	0-0	0	0	0	0.0	
2 Years	57	1347	246	592	41.6	103	136	75.7	28	103	132	104	123-3	47	3	669	11.7	
<b>RANDY DENTON</b> Height: 6' 10" Weight: 245																		
1976-77	45	700	103	256	40.2	33	47	70.2	81	137	218	33	100-1	14	16	239	5.3	
<b>BORIS DIAW</b> Height: 6' 8" Weight: 215																		
2003-04	76	1919	140	313	44.7	56	93	60.2	111	231	342	182	191-2	59	37	342	4.5	
2004-05	66	1201	124	294	42.2	57	77	74.0	54	116	170	149	123-0	37	18	314	4.8	
2 Years	142	3120	264	607	43.5	113	170	66.5	165	347	512	331	314-2	96	55	656	4.6	
<b>DAN DICKAU</b> Height: 6' 0" Weight: 190																		
2002-03	50	515	70	170	41.2	21	26	80.8	9	34	43	85	66-0	14	2	183	3.7	
2003-04	23	143	21	49	42.9	4	6	66.7	4	6	12	4	6-0	18	2	49	2.1	
2 Years	73	658	91	219	41.6	25	32	78.1	13	46	59	103	88-0	23	2	232	3.2	
<b>HENRY DICKERSON</b> Height: 6' 4" Weight: 190																		
1976-77	6	63	6	12	50.0	5	8	62.5	0	2	2	11	13-0	1	0	17	2.8	
<b>MICHAEL DOLEAC</b> Height: 6' 11" Weight: 262																		
2003-04	— on active roster for zero games from 2/15/04 to 2/18/04 (saw no action) —																	
<b>JOHN DREW</b> Height: 6' 6" Weight: 205																		
1974-75	78	2289	527	1230	42.8	388	544	71.3	357	479	836	138	274-4	119	39	1442	18.5	
1975-76	77	2351	586	1168	50.2	488	656	74.4	286	374	660	150	261-1	138	30	1660	21.6	
1976-77	74	2688	689	1416	48.7	412	577	71.4	280	395	675	133	275-9	102	29	1790	24.2	
1977-78	70	2203	593	1236	48.0	437	575	78.0	213	298	511	141	247-8	119	27	1623	23.2	
1978-79	79	2410	650	1379	47.3	495	677	73.1	226	297	522	119	332-19	128	16	1795	22.7	
1979-80	80	2306	535	1182	45.3	489	646	75.7	203	268	471	101	313-10	91	23	1559	19.5	
1980-81	67	2075	500	1096	45.6	454	577	78.7	145	238	383	79	264-9	98	15	1454	21.7	
2001-02	70	2040	465	999	46.6	364	491	74.1	169	206	375	96	250-6	64	3	1288	18.5	
8 Years	595	18362	4545	9860	47.1	3527	4743	74.4	1878	2555	4433	957	2216-76	859	182	12621	21.2	





# ALL-TIME ROSTER: 1968 - 2013, CONT.

YEAR	GP	MINS	FGM	FGA	FG%	FTM	FTA	FT%	OR	DR	TR	AST	PF-D	STL	BS	PTS	PPG																																																																																																																																																		
<table border="0" style="width:100%; font-size: small;"> <tr> <td style="width:15%;">RICHIE GUERIN</td> <td style="width:15%;">27</td> <td style="width:15%;">472</td> <td style="width:15%;">47</td> <td style="width:15%;">111</td> <td style="width:15%;">42.3</td> <td style="width:15%;">57</td> <td style="width:15%;">77</td> <td style="width:15%;">59</td> <td style="width:15%;">—</td> <td style="width:15%;">—</td> <td style="width:15%;">59</td> <td style="width:15%;">99</td> <td style="width:15%;">66-0</td> <td style="width:15%;">—</td> <td style="width:15%;">—</td> <td style="width:15%;">151</td> <td style="width:15%;">5.6</td> </tr> <tr> <td>1968-69</td> <td>27</td> <td>472</td> <td>47</td> <td>111</td> <td>42.3</td> <td>57</td> <td>77</td> <td>59</td> <td>—</td> <td>—</td> <td>59</td> <td>99</td> <td>66-0</td> <td>—</td> <td>—</td> <td>151</td> <td>5.6</td> </tr> <tr> <td>1969-70</td> <td>8</td> <td>64</td> <td>3</td> <td>11</td> <td>27.3</td> <td>1</td> <td>1</td> <td>—</td> <td>—</td> <td>—</td> <td>2</td> <td>12</td> <td>9-0</td> <td>—</td> <td>—</td> <td>7</td> <td>0.9</td> </tr> <tr> <td>2 Years</td> <td>35</td> <td>536</td> <td>50</td> <td>122</td> <td>41.0</td> <td>58</td> <td>78</td> <td>59</td> <td>—</td> <td>—</td> <td>61</td> <td>111</td> <td>75-0</td> <td>—</td> <td>—</td> <td>158</td> <td>4.5</td> </tr> </table>																		RICHIE GUERIN	27	472	47	111	42.3	57	77	59	—	—	59	99	66-0	—	—	151	5.6	1968-69	27	472	47	111	42.3	57	77	59	—	—	59	99	66-0	—	—	151	5.6	1969-70	8	64	3	11	27.3	1	1	—	—	—	2	12	9-0	—	—	7	0.9	2 Years	35	536	50	122	41.0	58	78	59	—	—	61	111	75-0	—	—	158	4.5																																																																										
RICHIE GUERIN	27	472	47	111	42.3	57	77	59	—	—	59	99	66-0	—	—	151	5.6																																																																																																																																																		
1968-69	27	472	47	111	42.3	57	77	59	—	—	59	99	66-0	—	—	151	5.6																																																																																																																																																		
1969-70	8	64	3	11	27.3	1	1	—	—	—	2	12	9-0	—	—	7	0.9																																																																																																																																																		
2 Years	35	536	50	122	41.0	58	78	59	—	—	61	111	75-0	—	—	158	4.5																																																																																																																																																		
<table border="0" style="width:100%; font-size: small;"> <tr> <td style="width:15%;">TOM GUGLIOTTA</td> <td style="width:15%;">27</td> <td style="width:15%;">748</td> <td style="width:15%;">88</td> <td style="width:15%;">204</td> <td style="width:15%;">43.1</td> <td style="width:15%;">29</td> <td style="width:15%;">37</td> <td style="width:15%;">78.4</td> <td style="width:15%;">41</td> <td style="width:15%;">107</td> <td style="width:15%;">148</td> <td style="width:15%;">56</td> <td style="width:15%;">81-0</td> <td style="width:15%;">32</td> <td style="width:15%;">13</td> <td style="width:15%;">213</td> <td style="width:15%;">7.9</td> </tr> <tr> <td>2004-05</td> <td>27</td> <td>748</td> <td>88</td> <td>204</td> <td>43.1</td> <td>29</td> <td>37</td> <td>78.4</td> <td>41</td> <td>107</td> <td>148</td> <td>56</td> <td>81-0</td> <td>32</td> <td>13</td> <td>213</td> <td>7.9</td> </tr> </table>																		TOM GUGLIOTTA	27	748	88	204	43.1	29	37	78.4	41	107	148	56	81-0	32	13	213	7.9	2004-05	27	748	88	204	43.1	29	37	78.4	41	107	148	56	81-0	32	13	213	7.9																																																																																																														
TOM GUGLIOTTA	27	748	88	204	43.1	29	37	78.4	41	107	148	56	81-0	32	13	213	7.9																																																																																																																																																		
2004-05	27	748	88	204	43.1	29	37	78.4	41	107	148	56	81-0	32	13	213	7.9																																																																																																																																																		
<table border="0" style="width:100%; font-size: small;"> <tr> <td style="width:15%;">SHALER HALLIMON</td> <td style="width:15%;">1</td> <td style="width:15%;">4</td> <td style="width:15%;">0</td> <td style="width:15%;">0</td> <td style="width:15%;">0.000</td> <td style="width:15%;">0</td> <td style="width:15%;">0</td> <td style="width:15%;">0.000</td> <td style="width:15%;">—</td> <td style="width:15%;">—</td> <td style="width:15%;">0</td> <td style="width:15%;">0</td> <td style="width:15%;">1-0</td> <td style="width:15%;">—</td> <td style="width:15%;">—</td> <td style="width:15%;">0</td> <td style="width:15%;">0.0</td> </tr> <tr> <td>1971-72</td> <td>1</td> <td>4</td> <td>0</td> <td>0</td> <td>0.000</td> <td>0</td> <td>0</td> <td>0.000</td> <td>—</td> <td>—</td> <td>0</td> <td>0</td> <td>1-0</td> <td>—</td> <td>—</td> <td>0</td> <td>0.0</td> </tr> </table>																		SHALER HALLIMON	1	4	0	0	0.000	0	0	0.000	—	—	0	0	1-0	—	—	0	0.0	1971-72	1	4	0	0	0.000	0	0	0.000	—	—	0	0	1-0	—	—	0	0.0																																																																																																														
SHALER HALLIMON	1	4	0	0	0.000	0	0	0.000	—	—	0	0	1-0	—	—	0	0.0																																																																																																																																																		
1971-72	1	4	0	0	0.000	0	0	0.000	—	—	0	0	1-0	—	—	0	0.0																																																																																																																																																		
<table border="0" style="width:100%; font-size: small;"> <tr> <td style="width:15%;">JEFF HALLIBURTON</td> <td style="width:15%;">37</td> <td style="width:15%;">288</td> <td style="width:15%;">61</td> <td style="width:15%;">133</td> <td style="width:15%;">45.9</td> <td style="width:15%;">25</td> <td style="width:15%;">30</td> <td style="width:15%;">83.3</td> <td style="width:15%;">—</td> <td style="width:15%;">—</td> <td style="width:15%;">37</td> <td style="width:15%;">20</td> <td style="width:15%;">50-1</td> <td style="width:15%;">—</td> <td style="width:15%;">—</td> <td style="width:15%;">147</td> <td style="width:15%;">4.0</td> </tr> <tr> <td>1971-72</td> <td>37</td> <td>288</td> <td>61</td> <td>133</td> <td>45.9</td> <td>25</td> <td>30</td> <td>83.3</td> <td>—</td> <td>—</td> <td>37</td> <td>20</td> <td>50-1</td> <td>—</td> <td>—</td> <td>147</td> <td>4.0</td> </tr> <tr> <td>1972-73</td> <td>24</td> <td>238</td> <td>50</td> <td>116</td> <td>43.1</td> <td>21</td> <td>22</td> <td>95.5</td> <td>—</td> <td>—</td> <td>26</td> <td>28</td> <td>29-0</td> <td>—</td> <td>—</td> <td>121</td> <td>5.0</td> </tr> <tr> <td>2 Years</td> <td>61</td> <td>526</td> <td>111</td> <td>249</td> <td>44.6</td> <td>46</td> <td>52</td> <td>85.5</td> <td>—</td> <td>—</td> <td>63</td> <td>48</td> <td>79-1</td> <td>—</td> <td>—</td> <td>268</td> <td>4.4</td> </tr> </table>																		JEFF HALLIBURTON	37	288	61	133	45.9	25	30	83.3	—	—	37	20	50-1	—	—	147	4.0	1971-72	37	288	61	133	45.9	25	30	83.3	—	—	37	20	50-1	—	—	147	4.0	1972-73	24	238	50	116	43.1	21	22	95.5	—	—	26	28	29-0	—	—	121	5.0	2 Years	61	526	111	249	44.6	46	52	85.5	—	—	63	48	79-1	—	—	268	4.4																																																																										
JEFF HALLIBURTON	37	288	61	133	45.9	25	30	83.3	—	—	37	20	50-1	—	—	147	4.0																																																																																																																																																		
1971-72	37	288	61	133	45.9	25	30	83.3	—	—	37	20	50-1	—	—	147	4.0																																																																																																																																																		
1972-73	24	238	50	116	43.1	21	22	95.5	—	—	26	28	29-0	—	—	121	5.0																																																																																																																																																		
2 Years	61	526	111	249	44.6	46	52	85.5	—	—	63	48	79-1	—	—	268	4.4																																																																																																																																																		
<table border="0" style="width:100%; font-size: small;"> <tr> <td style="width:15%;">DARVIN HAM</td> <td style="width:15%;">75</td> <td style="width:15%;">926</td> <td style="width:15%;">71</td> <td style="width:15%;">159</td> <td style="width:15%;">44.7</td> <td style="width:15%;">38</td> <td style="width:15%;">79</td> <td style="width:15%;">46.1</td> <td style="width:15%;">73</td> <td style="width:15%;">80</td> <td style="width:15%;">153</td> <td style="width:15%;">38</td> <td style="width:15%;">127-0</td> <td style="width:15%;">16</td> <td style="width:15%;">19</td> <td style="width:15%;">180</td> <td style="width:15%;">2.4</td> </tr> <tr> <td>2002-03</td> <td>75</td> <td>926</td> <td>71</td> <td>159</td> <td>44.7</td> <td>38</td> <td>79</td> <td>46.1</td> <td>73</td> <td>80</td> <td>153</td> <td>38</td> <td>127-0</td> <td>16</td> <td>19</td> <td>180</td> <td>2.4</td> </tr> </table>																		DARVIN HAM	75	926	71	159	44.7	38	79	46.1	73	80	153	38	127-0	16	19	180	2.4	2002-03	75	926	71	159	44.7	38	79	46.1	73	80	153	38	127-0	16	19	180	2.4																																																																																																														
DARVIN HAM	75	926	71	159	44.7	38	79	46.1	73	80	153	38	127-0	16	19	180	2.4																																																																																																																																																		
2002-03	75	926	71	159	44.7	38	79	46.1	73	80	153	38	127-0	16	19	180	2.4																																																																																																																																																		
<table border="0" style="width:100%; font-size: small;"> <tr> <td style="width:15%;">DENNIS HAMILTON</td> <td style="width:15%;">25</td> <td style="width:15%;">141</td> <td style="width:15%;">37</td> <td style="width:15%;">67</td> <td style="width:15%;">55.2</td> <td style="width:15%;">2</td> <td style="width:15%;">5</td> <td style="width:15%;">40.0</td> <td style="width:15%;">—</td> <td style="width:15%;">—</td> <td style="width:15%;">29</td> <td style="width:15%;">8</td> <td style="width:15%;">19-0</td> <td style="width:15%;">—</td> <td style="width:15%;">—</td> <td style="width:15%;">76</td> <td style="width:15%;">3.0</td> </tr> <tr> <td>1968-69</td> <td>25</td> <td>141</td> <td>37</td> <td>67</td> <td>55.2</td> <td>2</td> <td>5</td> <td>40.0</td> <td>—</td> <td>—</td> <td>29</td> <td>8</td> <td>19-0</td> <td>—</td> <td>—</td> <td>76</td> <td>3.0</td> </tr> </table>																		DENNIS HAMILTON	25	141	37	67	55.2	2	5	40.0	—	—	29	8	19-0	—	—	76	3.0	1968-69	25	141	37	67	55.2	2	5	40.0	—	—	29	8	19-0	—	—	76	3.0																																																																																																														
DENNIS HAMILTON	25	141	37	67	55.2	2	5	40.0	—	—	29	8	19-0	—	—	76	3.0																																																																																																																																																		
1968-69	25	141	37	67	55.2	2	5	40.0	—	—	29	8	19-0	—	—	76	3.0																																																																																																																																																		
<table border="0" style="width:100%; font-size: small;"> <tr> <td style="width:15%;">DARRIN HANCOCK</td> <td style="width:15%;">14</td> <td style="width:15%;">86</td> <td style="width:15%;">13</td> <td style="width:15%;">27</td> <td style="width:15%;">48.1</td> <td style="width:15%;">8</td> <td style="width:15%;">12</td> <td style="width:15%;">66.7</td> <td style="width:15%;">3</td> <td style="width:15%;">10</td> <td style="width:15%;">13</td> <td style="width:15%;">7</td> <td style="width:15%;">6-0</td> <td style="width:15%;">7</td> <td style="width:15%;">1</td> <td style="width:15%;">34</td> <td style="width:15%;">2.4</td> </tr> <tr> <td>1996-97</td> <td>14</td> <td>86</td> <td>13</td> <td>27</td> <td>48.1</td> <td>8</td> <td>12</td> <td>66.7</td> <td>3</td> <td>10</td> <td>13</td> <td>7</td> <td>6-0</td> <td>7</td> <td>1</td> <td>34</td> <td>2.4</td> </tr> </table>																		DARRIN HANCOCK	14	86	13	27	48.1	8	12	66.7	3	10	13	7	6-0	7	1	34	2.4	1996-97	14	86	13	27	48.1	8	12	66.7	3	10	13	7	6-0	7	1	34	2.4																																																																																																														
DARRIN HANCOCK	14	86	13	27	48.1	8	12	66.7	3	10	13	7	6-0	7	1	34	2.4																																																																																																																																																		
1996-97	14	86	13	27	48.1	8	12	66.7	3	10	13	7	6-0	7	1	34	2.4																																																																																																																																																		
<table border="0" style="width:100%; font-size: small;"> <tr> <td style="width:15%;">TRAVIS HANSEN</td> <td style="width:15%;">41</td> <td style="width:15%;">507</td> <td style="width:15%;">46</td> <td style="width:15%;">130</td> <td style="width:15%;">35.4</td> <td style="width:15%;">22</td> <td style="width:15%;">27</td> <td style="width:15%;">81.5</td> <td style="width:15%;">30</td> <td style="width:15%;">40</td> <td style="width:15%;">70</td> <td style="width:15%;">19</td> <td style="width:15%;">67-0</td> <td style="width:15%;">10</td> <td style="width:15%;">9</td> <td style="width:15%;">123</td> <td style="width:15%;">3.0</td> </tr> <tr> <td>2003-04</td> <td>41</td> <td>507</td> <td>46</td> <td>130</td> <td>35.4</td> <td>22</td> <td>27</td> <td>81.5</td> <td>30</td> <td>40</td> <td>70</td> <td>19</td> <td>67-0</td> <td>10</td> <td>9</td> <td>123</td> <td>3.0</td> </tr> </table>																		TRAVIS HANSEN	41	507	46	130	35.4	22	27	81.5	30	40	70	19	67-0	10	9	123	3.0	2003-04	41	507	46	130	35.4	22	27	81.5	30	40	70	19	67-0	10	9	123	3.0																																																																																																														
TRAVIS HANSEN	41	507	46	130	35.4	22	27	81.5	30	40	70	19	67-0	10	9	123	3.0																																																																																																																																																		
2003-04	41	507	46	130	35.4	22	27	81.5	30	40	70	19	67-0	10	9	123	3.0																																																																																																																																																		
<table border="0" style="width:100%; font-size: small;"> <tr> <td style="width:15%;">SKIP HARLICKA</td> <td style="width:15%;">26</td> <td style="width:15%;">218</td> <td style="width:15%;">41</td> <td style="width:15%;">90</td> <td style="width:15%;">45.6</td> <td style="width:15%;">24</td> <td style="width:15%;">31</td> <td style="width:15%;">77.4</td> <td style="width:15%;">—</td> <td style="width:15%;">—</td> <td style="width:15%;">16</td> <td style="width:15%;">37</td> <td style="width:15%;">29-0</td> <td style="width:15%;">—</td> <td style="width:15%;">—</td> <td style="width:15%;">106</td> <td style="width:15%;">4.1</td> </tr> <tr> <td>1968-69</td> <td>26</td> <td>218</td> <td>41</td> <td>90</td> <td>45.6</td> <td>24</td> <td>31</td> <td>77.4</td> <td>—</td> <td>—</td> <td>16</td> <td>37</td> <td>29-0</td> <td>—</td> <td>—</td> <td>106</td> <td>4.1</td> </tr> </table>																		SKIP HARLICKA	26	218	41	90	45.6	24	31	77.4	—	—	16	37	29-0	—	—	106	4.1	1968-69	26	218	41	90	45.6	24	31	77.4	—	—	16	37	29-0	—	—	106	4.1																																																																																																														
SKIP HARLICKA	26	218	41	90	45.6	24	31	77.4	—	—	16	37	29-0	—	—	106	4.1																																																																																																																																																		
1968-69	26	218	41	90	45.6	24	31	77.4	—	—	16	37	29-0	—	—	106	4.1																																																																																																																																																		
<table border="0" style="width:100%; font-size: small;"> <tr> <td style="width:15%;">AL HARRINGTON</td> <td style="width:15%;">2004-05</td> <td style="width:15%;">66</td> <td style="width:15%;">2550</td> <td style="width:15%;">453</td> <td style="width:15%;">986</td> <td style="width:15%;">45.9</td> <td style="width:15%;">236</td> <td style="width:15%;">351</td> <td style="width:15%;">67.2</td> <td style="width:15%;">145</td> <td style="width:15%;">316</td> <td style="width:15%;">461</td> <td style="width:15%;">208</td> <td style="width:15%;">249-2</td> <td style="width:15%;">85</td> <td style="width:15%;">16</td> <td style="width:15%;">1158</td> <td style="width:15%;">17.5</td> </tr> <tr> <td>2005-06</td> <td>76</td> <td>2782</td> <td>551</td> <td>1220</td> <td>45.2</td> <td>243</td> <td>350</td> <td>69.4</td> <td>132</td> <td>391</td> <td>523</td> <td>238</td> <td>301-5</td> <td>85</td> <td>14</td> <td>1411</td> <td>18.6</td> </tr> <tr> <td>2 Years</td> <td>142</td> <td>5332</td> <td>1004</td> <td>2206</td> <td>45.5</td> <td>479</td> <td>701</td> <td>68.3</td> <td>277</td> <td>707</td> <td>984</td> <td>446</td> <td>550-7</td> <td>170</td> <td>30</td> <td>2569</td> <td>18.1</td> </tr> </table>																		AL HARRINGTON	2004-05	66	2550	453	986	45.9	236	351	67.2	145	316	461	208	249-2	85	16	1158	17.5	2005-06	76	2782	551	1220	45.2	243	350	69.4	132	391	523	238	301-5	85	14	1411	18.6	2 Years	142	5332	1004	2206	45.5	479	701	68.3	277	707	984	446	550-7	170	30	2569	18.1																																																																																											
AL HARRINGTON	2004-05	66	2550	453	986	45.9	236	351	67.2	145	316	461	208	249-2	85	16	1158	17.5																																																																																																																																																	
2005-06	76	2782	551	1220	45.2	243	350	69.4	132	391	523	238	301-5	85	14	1411	18.6																																																																																																																																																		
2 Years	142	5332	1004	2206	45.5	479	701	68.3	277	707	984	446	550-7	170	30	2569	18.1																																																																																																																																																		
<table border="0" style="width:100%; font-size: small;"> <tr> <td style="width:15%;">DEVIN HARRIS</td> <td style="width:15%;">2012-13</td> <td style="width:15%;">58</td> <td style="width:15%;">1421</td> <td style="width:15%;">194</td> <td style="width:15%;">445</td> <td style="width:15%;">45.8</td> <td style="width:15%;">112</td> <td style="width:15%;">154</td> <td style="width:15%;">72.7</td> <td style="width:15%;">6</td> <td style="width:15%;">110</td> <td style="width:15%;">116</td> <td style="width:15%;">197</td> <td style="width:15%;">103-0</td> <td style="width:15%;">64</td> <td style="width:15%;">13</td> <td style="width:15%;">577</td> <td style="width:15%;">9.9</td> </tr> <tr> <td>2012-13</td> <td>58</td> <td>1421</td> <td>194</td> <td>445</td> <td>45.8</td> <td>112</td> <td>154</td> <td>72.7</td> <td>6</td> <td>110</td> <td>116</td> <td>116</td> <td>197</td> <td>103-0</td> <td>64</td> <td>13</td> <td>577</td> <td>9.9</td> </tr> </table>																		DEVIN HARRIS	2012-13	58	1421	194	445	45.8	112	154	72.7	6	110	116	197	103-0	64	13	577	9.9	2012-13	58	1421	194	445	45.8	112	154	72.7	6	110	116	116	197	103-0	64	13	577	9.9																																																																																																												
DEVIN HARRIS	2012-13	58	1421	194	445	45.8	112	154	72.7	6	110	116	197	103-0	64	13	577	9.9																																																																																																																																																	
2012-13	58	1421	194	445	45.8	112	154	72.7	6	110	116	116	197	103-0	64	13	577	9.9																																																																																																																																																	
<table border="0" style="width:100%; font-size: small;"> <tr> <td style="width:15%;">ANTONIO HARVEY</td> <td style="width:15%;">2002-03</td> <td style="width:15%;">4</td> <td style="width:15%;">32</td> <td style="width:15%;">2</td> <td style="width:15%;">5</td> <td style="width:15%;">61.1</td> <td style="width:15%;">0</td> <td style="width:15%;">0</td> <td style="width:15%;">—</td> <td style="width:15%;">—</td> <td style="width:15%;">0</td> <td style="width:15%;">1</td> <td style="width:15%;">5</td> <td style="width:15%;">6</td> <td style="width:15%;">0</td> <td style="width:15%;">7-0</td> <td style="width:15%;">1</td> <td style="width:15%;">4</td> </tr> <tr> <td>2002-03</td> <td>4</td> <td>32</td> <td>2</td> <td>5</td> <td>61.1</td> <td>0</td> <td>0</td> <td>—</td> <td>—</td> <td>—</td> <td>0</td> <td>1</td> <td>5</td> <td>6</td> <td>0</td> <td>7-0</td> <td>1</td> <td>4</td> </tr> </table>																		ANTONIO HARVEY	2002-03	4	32	2	5	61.1	0	0	—	—	0	1	5	6	0	7-0	1	4	2002-03	4	32	2	5	61.1	0	0	—	—	—	0	1	5	6	0	7-0	1	4																																																																																																												
ANTONIO HARVEY	2002-03	4	32	2	5	61.1	0	0	—	—	0	1	5	6	0	7-0	1	4																																																																																																																																																	
2002-03	4	32	2	5	61.1	0	0	—	—	—	0	1	5	6	0	7-0	1	4																																																																																																																																																	
<table border="0" style="width:100%; font-size: small;"> <tr> <td style="width:15%;">SCOTT HASTINGS</td> <td style="width:15%;">1982-83</td> <td style="width:15%;">10</td> <td style="width:15%;">42</td> <td style="width:15%;">3</td> <td style="width:15%;">13</td> <td style="width:15%;">42.3</td> <td style="width:15%;">4</td> <td style="width:15%;">10</td> <td style="width:15%;">26.7</td> <td style="width:15%;">—</td> <td style="width:15%;">—</td> <td style="width:15%;">5</td> <td style="width:15%;">5</td> <td style="width:15%;">10</td> <td style="width:15%;">2</td> <td style="width:15%;">3-0</td> <td style="width:15%;">1</td> <td style="width:15%;">1</td> </tr> <tr> <td>1983-84</td> <td>68</td> <td>1135</td> <td>111</td> <td>237</td> <td>46.8</td> <td>82</td> <td>104</td> <td>78.8</td> <td>46</td> <td>174</td> <td>270</td> <td>46</td> <td>220-7</td> <td>40</td> <td>36</td> <td>305</td> <td>4.4</td> </tr> <tr> <td>1984-85</td> <td>64</td> <td>825</td> <td>89</td> <td>188</td> <td>47.3</td> <td>63</td> <td>81</td> <td>77.8</td> <td>59</td> <td>100</td> <td>159</td> <td>46</td> <td>135-1</td> <td>24</td> <td>23</td> <td>241</td> <td>3.8</td> </tr> <tr> <td>1985-86</td> <td>62</td> <td>650</td> <td>65</td> <td>159</td> <td>40.9</td> <td>60</td> <td>70</td> <td>85.7</td> <td>44</td> <td>80</td> <td>124</td> <td>26</td> <td>118-2</td> <td>14</td> <td>8</td> <td>193</td> <td>3.1</td> </tr> <tr> <td>1986-87</td> <td>40</td> <td>407</td> <td>40</td> <td>86</td> <td>29</td> <td>26</td> <td>54</td> <td>70</td> <td>16</td> <td>13</td> <td>13</td> <td>13</td> <td>7-0</td> <td>10</td> <td>7</td> <td>71</td> <td>1.8</td> </tr> <tr> <td>1987-88</td> <td>55</td> <td>403</td> <td>40</td> <td>82</td> <td>48.8</td> <td>25</td> <td>27</td> <td>92.6</td> <td>25</td> <td>27</td> <td>97</td> <td>16</td> <td>67-1</td> <td>8</td> <td>10</td> <td>110</td> <td>2.0</td> </tr> <tr> <td>6 Years</td> <td>299</td> <td>3311</td> <td>333</td> <td>750</td> <td>44.4</td> <td>257</td> <td>317</td> <td>81.1</td> <td>247</td> <td>483</td> <td>730</td> <td>149</td> <td>578-11</td> <td>97</td> <td>85</td> <td>934</td> <td>3.1</td> </tr> </table>																		SCOTT HASTINGS	1982-83	10	42	3	13	42.3	4	10	26.7	—	—	5	5	10	2	3-0	1	1	1983-84	68	1135	111	237	46.8	82	104	78.8	46	174	270	46	220-7	40	36	305	4.4	1984-85	64	825	89	188	47.3	63	81	77.8	59	100	159	46	135-1	24	23	241	3.8	1985-86	62	650	65	159	40.9	60	70	85.7	44	80	124	26	118-2	14	8	193	3.1	1986-87	40	407	40	86	29	26	54	70	16	13	13	13	7-0	10	7	71	1.8	1987-88	55	403	40	82	48.8	25	27	92.6	25	27	97	16	67-1	8	10	110	2.0	6 Years	299	3311	333	750	44.4	257	317	81.1	247	483	730	149	578-11	97	85	934	3.1																			
SCOTT HASTINGS	1982-83	10	42	3	13	42.3	4	10	26.7	—	—	5	5	10	2	3-0	1	1																																																																																																																																																	
1983-84	68	1135	111	237	46.8	82	104	78.8	46	174	270	46	220-7	40	36	305	4.4																																																																																																																																																		
1984-85	64	825	89	188	47.3	63	81	77.8	59	100	159	46	135-1	24	23	241	3.8																																																																																																																																																		
1985-86	62	650	65	159	40.9	60	70	85.7	44	80	124	26	118-2	14	8	193	3.1																																																																																																																																																		
1986-87	40	407	40	86	29	26	54	70	16	13	13	13	7-0	10	7	71	1.8																																																																																																																																																		
1987-88	55	403	40	82	48.8	25	27	92.6	25	27	97	16	67-1	8	10	110	2.0																																																																																																																																																		
6 Years	299	3311	333	750	44.4	257	317	81.1	247	483	730	149	578-11	97	85	934	3.1																																																																																																																																																		
<table border="0" style="width:100%; font-size: small;"> <tr> <td style="width:15%;">STEVE HAWES</td> <td style="width:15%;">1976-77</td> <td style="width:15%;">44</td> <td style="width:15%;">945</td> <td style="width:15%;">147</td> <td style="width:15%;">305</td> <td style="width:15%;">48.2</td> <td style="width:15%;">67</td> <td style="width:15%;">88</td> <td style="width:15%;">76.1</td> <td style="width:15%;">78</td> <td style="width:15%;">183</td> <td style="width:15%;">261</td> <td style="width:15%;">63</td> <td style="width:15%;">141-4</td> <td style="width:15%;">36</td> <td style="width:15%;">24</td> <td style="width:15%;">361</td> <td style="width:15%;">8.2</td> </tr> <tr> <td>1977-78</td> <td>75</td> <td>2525</td> <td>387</td> <td>854</td> <td>45.5</td> <td>175</td> <td>214</td> <td>81.8</td> <td>190</td> <td>230-4</td> <td>78</td> <td>57</td> <td>949</td> <td>12.7</td> <td>—</td> <td>—</td> <td>—</td> <td>—</td> </tr> <tr> <td>1978-79</td> <td>81</td> <td>2205</td> <td>372</td> <td>756</td> <td>45.2</td> <td>108</td> <td>132</td> <td>81.8</td> <td>130</td> <td>401</td> <td>591</td> <td>184</td> <td>291-9</td> <td>79</td> <td>47</td> <td>852</td> <td>10.5</td> </tr> <tr> <td>1979-80</td> <td>82</td> <td>1885</td> <td>304</td> <td>605</td> <td>50.2</td> <td>150</td> <td>182</td> <td>82.4</td> <td>148</td> <td>348</td> <td>496</td> <td>144</td> <td>205-4</td> <td>74</td> <td>29</td> <td>761</td> <td>9.3</td> </tr> <tr> <td>1980-81</td> <td>74</td> <td>2309</td> <td>363</td> <td>637</td> <td>52.3</td> <td>222</td> <td>278</td> <td>79.9</td> <td>165</td> <td>396</td> <td>561</td> <td>168</td> <td>287-13</td> <td>73</td> <td>30</td> <td>889</td> <td>12.0</td> </tr> <tr> <td>1981-82</td> <td>49</td> <td>1317</td> <td>178</td> <td>370</td> <td>48.1</td> <td>96</td> <td>126</td> <td>76.2</td> <td>89</td> <td>231</td> <td>320</td> <td>142</td> <td>156-4</td> <td>36</td> <td>34</td> <td>456</td> <td>9.3</td> </tr> <tr> <td>1982-83</td> <td>46</td> <td>860</td> <td>81</td> <td>244</td> <td>37.3</td> <td>45</td> <td>82</td> <td>74.2</td> <td>53</td> <td>173</td> <td>228</td> <td>59</td> <td>110-1</td> <td>29</td> <td>73</td> <td>230</td> <td>5.0</td> </tr> <tr> <td>7 Years</td> <td>461</td> <td>11846</td> <td>1812</td> <td>3771</td> <td>48.1</td> <td>864</td> <td>1082</td> <td>79.9</td> <td>903</td> <td>2244</td> <td>3147</td> <td>950</td> <td>1393-31</td> <td>405</td> <td>294</td> <td>4488</td> <td>10.0</td> </tr> </table>																		STEVE HAWES	1976-77	44	945	147	305	48.2	67	88	76.1	78	183	261	63	141-4	36	24	361	8.2	1977-78	75	2525	387	854	45.5	175	214	81.8	190	230-4	78	57	949	12.7	—	—	—	—	1978-79	81	2205	372	756	45.2	108	132	81.8	130	401	591	184	291-9	79	47	852	10.5	1979-80	82	1885	304	605	50.2	150	182	82.4	148	348	496	144	205-4	74	29	761	9.3	1980-81	74	2309	363	637	52.3	222	278	79.9	165	396	561	168	287-13	73	30	889	12.0	1981-82	49	1317	178	370	48.1	96	126	76.2	89	231	320	142	156-4	36	34	456	9.3	1982-83	46	860	81	244	37.3	45	82	74.2	53	173	228	59	110-1	29	73	230	5.0	7 Years	461	11846	1812	3771	48.1	864	1082	79.9	903	2244	3147	950	1393-31	405	294	4488	10.0
STEVE HAWES	1976-77	44	945	147	305	48.2	67	88	76.1	78	183	261	63	141-4	36	24	361	8.2																																																																																																																																																	
1977-78	75	2525	387	854	45.5	175	214	81.8	190	230-4	78	57	949	12.7	—	—	—	—																																																																																																																																																	
1978-79	81	2205	372	756	45.2	108	132	81.8	130	401	591	184	291-9	79	47	852	10.5																																																																																																																																																		
1979-80	82	1885	304	605	50.2	150	182	82.4	148	348	496	144	205-4	74	29	761	9.3																																																																																																																																																		
1980-81	74	2309	363	637	52.3	222	278	79.9	165	396	561	168	287-13	73	30	889	12.0																																																																																																																																																		
1981-82	49	1317	178	370	48.1	96	126	76.2	89	231	320	142	156-4	36	34	456	9.3																																																																																																																																																		
1982-83	46	860	81	244	37.3	45	82	74.2	53	173	228	59	110-1	29	73	230	5.0																																																																																																																																																		
7 Years	461	11846	1812	3771	48.1	864	1082	79.9	903	2244	3147	950	1393-31	405	294	4488	10.0																																																																																																																																																		
<table border="0" style="width:100%; font-size: small;"> <tr> <td style="width:15%;">CONNIE "The Hawk" HAWKINS</td> <td style="width:15%;">1975-76</td> <td style="width:15%;">74</td> <td style="width:15%;">1907</td> <td style="width:15%;">237</td> <td style="width:15%;">530</td> <td style="width:15%;">44.7</td> <td style="width:15%;">136</td> <td style="width:15%;">191</td> <td style="width:15%;">71.2</td> <td style="width:15%;">302</td> <td style="width:15%;">343</td> <td style="width:15%;">445</td> <td style="width:15%;">212</td> <td style="width:15%;">172-2</td> <td style="width:15%;">80</td> <td style="width:15%;">46</td> <td style="width:15%;">610</td> <td style="width:15%;">8.2</td> </tr> <tr> <td>1975-76</td> <td>74</td> <td>1907</td> <td>237</td> <td>530</td> <td>44.7</td> <td>136</td> <td>191</td> <td>71.2</td> <td>302</td> <td>343</td> <td>445</td> <td>212</td> <td>172-2</td> <td>80</td> <td>46</td> <td>610</td> <td>8.2</td> </tr> </table>																		CONNIE "The Hawk" HAWKINS	1975-76	74	1907	237	530	44.7	136	191	71.2	302	343	445	212	172-2	80	46	610	8.2	1975-76	74	1907	237	530	44.7	136	191	71.2	302	343	445	212	172-2	80	46	610	8.2																																																																																																													
CONNIE "The Hawk" HAWKINS	1975-76	74	1907	237	530	44.7	136	191	71.2	302	343	445	212	172-2	80	46	610	8.2																																																																																																																																																	
1975-76	74	1907	237	530	44.7	136	191	71.2	302	343	445	212	172-2	80	46	610	8.2																																																																																																																																																		
<table border="0" style="width:100%; font-size: small;"> <tr> <td style="width:15%;">WALT HAZZARD</td> <td style="width:15%;">1968-69</td> <td style="width:15%;">80</td> <td style="width:15%;">2420</td> <td style="width:15%;">345</td> <td style="width:15%;">869</td> <td style="width:15%;">39.7</td> <td style="width:15%;">208</td> <td style="width:15%;">294</td> <td style="width:15%;">70.7</td> <td style="width:15%;">—</td> <td style="width:15%;">—</td> <td style="width:15%;">266</td> <td style="width:15%;">474</td> <td style="width:15%;">264-6</td> <td style="width:15%;">—</td> <td style="width:15%;">—</td> <td style="width:15%;">898</td> <td style="width:15%;">11.2</td> </tr> <tr> <td>1969-70</td> <td>82</td> <td>2757</td> <td>493</td> <td>1056</td> <td>46.7</td> <td>267</td> <td>330</td> <td>80.9</td> <td>—</td> <td>—</td> <td>329</td> <td>561</td> <td>264-3</td> <td>—</td> <td>—</td> <td>1253</td> <td>15.3</td> </tr> <tr> <td>1970-71</td> <td>82</td> <td>2877</td> <td>517</td> <td>1268</td> <td>45.9</td> <td>315</td> <td>459</td> <td>75.7</td> <td>—</td> <td>—</td> <td>320</td> <td>514</td> <td>276-9</td> <td>—</td> <td>—</td> <td>1349</td> <td>16.5</td> </tr> <tr> <td>3 Years</td> <td>244</td> <td>8054</td> <td>1355</td> <td>3051</td> <td>44.4</td> <td>790</td> <td>1039</td> <td>76.0</td> <td>—</td> <td>—</td> <td>895</td> <td>1549</td> <td>804-11</td> <td>—</td> <td>—</td> <td>3500</td> <td>14.3</td> </tr> </table>																		WALT HAZZARD	1968-69	80	2420	345	869	39.7	208	294	70.7	—	—	266	474	264-6	—	—	898	11.2	1969-70	82	2757	493	1056	46.7	267	330	80.9	—	—	329	561	264-3	—	—	1253	15.3	1970-71	82	2877	517	1268	45.9	315	459	75.7	—	—	320	514	276-9	—	—	1349	16.5	3 Years	244	8054	1355	3051	44.4	790	1039	76.0	—	—	895	1549	804-11	—	—	3500	14.3																																																																									
WALT HAZZARD	1968-69	80	2420	345	869	39.7	208	294	70.7	—	—	266	474	264-6	—	—	898	11.2																																																																																																																																																	
1969-70	82	2757	493	1056	46.7	267	330	80.9	—	—	329	561	264-3	—	—	1253	15.3																																																																																																																																																		
1970-71	82	2877	517	1268	45.9	315	459	75.7	—	—	320	514	276-9	—	—	1349	16.5																																																																																																																																																		
3 Years	244	8054	1355	3051	44.4	790	1039	76.0	—	—	895	1549	804-11	—	—	3500	14.3																																																																																																																																																		
<table border="0" style="width:100%; font-size: small;"> <tr> <td style="width:15%;">ALAN HENDERSON</td> <td style="width:15%;">1995-96</td> <td style="width:15%;">79</td> <td style="width:15%;">1416</td> <td style="width:15%;">192</td> <td style="width:15%;">434</td> <td style="width:15%;">44.2</td> <td style="width:15%;">119</td> <td style="width:15%;">200</td> <td style="width:15%;">595</td> <td style="width:15%;">164</td> <td style="width:15%;">192</td> <td style="width:15%;">356</td> <td style="width:15%;">51</td> <td style="width:15%;">217-5</td> <td style="width:15%;">44</td> <td style="width:15%;">43</td> <td style="width:15%;">503</td> <td style="width:15%;">6.4</td> </tr> <tr> <td>1996-97</td> <td>30</td> <td>501</td> <td>37</td> <td>162</td> <td>47.5</td> <td>45</td> <td>75</td> <td>60.0</td> <td>—</td> <td>—</td> <td>66</td> <td>23</td> <td>73-1</td> <td>21</td> <td>6</td> <td>199</td> <td>6.6</td> </tr> <tr> <td>1997-98</td> <td>69</td> <td>2000</td> <td>326</td> <td>753</td> <td>48.5</td> <td>199</td> <td>243</td> <td>44.2</td> <td>73</td> <td>175-1</td> <td>40</td> <td>36</td> <td>986</td> <td>14.3</td> <td>—</td> <td>—</td> <td>—</td> <td>—</td> </tr> <tr> <td>1998-99</td> <td>88</td> <td>1142</td> <td>149</td> <td>423</td> <td>44.2</td> <td>100</td> <td>149</td> <td>67.1</td> <td>100</td> <td>150</td> <td>250</td> <td>28</td> <td>96-1</td> <td>33</td> <td>19</td> <td>474</td> <td>12.2</td> </tr> <tr> <td>1999-00</td> <td>82</td> <td>2775</td> <td>425</td> <td>930</td> <td>46.1</td> <td>224</td> <td>334</td> <td>67.1</td> <td>265</td> <td>306</td> <td>571</td> <td>77</td> <td>233-3</td> <td>81</td> <td>54</td> <td>1083</td> <td>13.5</td> </tr> <tr> <td>2000-01</td> <td>73</td> <td>1810</td> <td>298</td> <td>671</td> <td>44.4</td> <td>173</td> <td>271</td> <td>63.8</td> <td>180</td> <td>226</td> <td>406</td> <td>50</td> <td>164-2</td> <td>51</td> <td>29</td> <td>769</td> <td>10.5</td> </tr> <tr> <td>2001-02</td> <td>26</td> <td>422</td> <td>59</td> <td>116</td> <td>50.9</td> <td>24</td> <td>45</td> <td>53.3</td> <td>31</td> <td>66</td> <td>97</td> <td>11</td> <td>40-0</td> </tr></table>																		ALAN HENDERSON	1995-96	79	1416	192	434	44.2	119	200	595	164	192	356	51	217-5	44	43	503	6.4	1996-97	30	501	37	162	47.5	45	75	60.0	—	—	66	23	73-1	21	6	199	6.6	1997-98	69	2000	326	753	48.5	199	243	44.2	73	175-1	40	36	986	14.3	—	—	—	—	1998-99	88	1142	149	423	44.2	100	149	67.1	100	150	250	28	96-1	33	19	474	12.2	1999-00	82	2775	425	930	46.1	224	334	67.1	265	306	571	77	233-3	81	54	1083	13.5	2000-01	73	1810	298	671	44.4	173	271	63.8	180	226	406	50	164-2	51	29	769	10.5	2001-02	26	422	59	116	50.9	24	45	53.3	31	66	97	11	40-0																						
ALAN HENDERSON	1995-96	79	1416	192	434	44.2	119	200	595	164	192	356	51	217-5	44	43	503	6.4																																																																																																																																																	
1996-97	30	501	37	162	47.5	45	75	60.0	—	—	66	23	73-1	21	6	199	6.6																																																																																																																																																		
1997-98	69	2000	326	753	48.5	199	243	44.2	73	175-1	40	36	986	14.3	—	—	—	—																																																																																																																																																	
1998-99	88	1142	149	423	44.2	100	149	67.1	100	150	250	28	96-1	33	19	474	12.2																																																																																																																																																		
1999-00	82	2775	425	930	46.1	224	334	67.1	265	306	571	77	233-3	81	54	1083	13.5																																																																																																																																																		
2000-01	73	1810	298	671	44.4	173	271	63.8	180	226	406	50	164-2	51	29	769	10.5																																																																																																																																																		
2001-02	26	422	59	116	50.9	24	45	53.3	31	66	97	11	40-0																																																																																																																																																						



# ALL-TIME ROSTER: 1968 - 2013, CONT.

YEAR	GP	MINS	FGM	FGA	FG%	FTM	FTA	FT%	OR	DR	TR	AST	PF-D	STL	BS	PTS	PPG
<b>JOE KONCAK</b>																	
1985-86	82	1695	263	517	50.7	156	257	60.7	171	296	467	55	296-10	37	69	682	8.3
1986-87	82	1684	169	352	48.0	125	191	65.4	153	340	493	31	262-2	52	76	463	5.6
1987-88	49	1073	98	203	48.3	83	136	61.0	103	230	333	19	161-1	36	56	279	5.7
1988-89	74	1531	114	269	52.4	63	114	55.3	63	147	263	54	98	34	4	4	4.7
1989-90	54	977	78	177	51.4	42	79	53.2	32	182-4	38	34	198	37	34	198	3.7
1990-91	77	1931	140	321	43.6	32	54	59.3	101	274	375	124	265-6	74	76	313	4.1
1991-92	77	1489	111	284	39.1	19	29	65.5	62	199	261	132	207-2	50	67	241	3.1
1992-93	78	1975	124	287	46.4	24	50	49.0	100	327	427	140	264-6	75	100	275	3.5
1993-94	82	1823	129	369	43.1	24	36	66.7	83	282	365	102	236-1	63	125	342	4.2
1994-95	62	943	77	187	41.2	13	24	54.2	23	161	184	52	137-1	26	46	179	2.9
10 Years	717	15121	1360	2998	46.9	581	970	59.9	1001	2583	3584	734	2248-37	515	747	3317	4.6
<b>TONI KUKOC</b>																	
2000-01	17	618	124	252	49.2	49	72	68.1	19	78	97	106	36-0	13	5	335	19.7
2001-02	59	1494	211	504	41.9	109	153	71.2	43	175	218	210	91-0	48	17	584	9.9
2 Years	76	2112	335	756	44.3	158	225	70.2	62	253	315	316	127-0	61	22	919	12.1
<b>CHRISTIAN LAETTNER</b>																	
1995-96	30	977	159	325	48.9	107	130	82.3	86	150	235	68	119-3	31	28	425	14.2
1996-97	82	3140	548	1128	48.6	359	440	81.6	212	508	720	223	277-8	102	64	1486	18.1
1997-98	74	2282	354	730	48.5	306	354	86.4	142	345	487	190	246-6	71	73	1020	13.8
3 Years	186	6399	1061	2183	48.6	772	924	83.5	440	1003	1443	481	542-17	204	165	2931	15.8
<b>MARK LANDSBERGER</b>																	
1983-84	35	335	19	51	37.3	15	26	57.7	42	77	119	10	32-0	6	3	53	1.5
<b>ANDREW LANG</b>																	
1993-94	82	1608	215	458	46.9	73	108	68.9	126	187	313	51	192-2	38	87	504	6.1
1994-95	82	2340	320	677	47.3	182	188	80.9	154	302	456	73	268-4	45	136	794	9.7
1995-96	51	1815	281	619	45.4	95	118	80.5	111	223	334	62	178-4	35	85	657	12.9
3 Years	215	5763	816	1754	46.5	320	412	77.7	391	712	1103	186	638-10	118	308	1955	9.1
<b>PRIEST LAUDERDALE</b>																	
1996-97	35	180	49	89	55.1	13	23	56.5	16	27	43	12	39-0	1	9	111	3.2
<b>ACIE LAW IV</b>																	
2007-08	56	865	95	237	40.1	38	48	79.2	12	45	57	113	73-0	29	0	235	4.2
2008-09	55	560	57	139	37.4	49	60	81.7	6	52	58	86	43-0	11	3	162	2.9
2 Years	111	1425	142	376	39.1	87	108	80.6	18	97	115	199	116-0	40	3	397	3.6
<b>ALFRED "Butch" LEE</b>																	
1978-79	49	997	144	313	46.0	88	117	75.2	11	48	59	169	88-0	56	1	376	7.7
<b>CLYDE LEE</b>																	
1974-75	9	117	12	36	33.3	32	39	82.1	24	46	70	8	25-0	1	4	56	6.2
<b>RON LEE</b>																	
1979-80	30	364	29	91	31.9	9	17	52.9	11	22	33	67	65-1	15	4	67	2.2
<b>GEORGE LEHMANN</b>																	
1968-69	11	138	26	67	38.8	8	12	66.7	—	—	9	27	18-0	—	—	60	5.5
<b>GARY LEONARD</b>																	
1990-91	4	9	0	0	—	2	4	50.0	0	2	2	0	2-0	0	1	2	0.5
1991-92	5	13	4	6	66.7	2	2	100.0	2	2	2	0	2-0	0	1	3-0	2.0
2 Years	9	22	4	6	66.7	4	6	66.7	3	4	7	1	5-0	1	1	12	1.3
<b>JIM LES</b>																	
1994-95	24	188	11	38	28.9	23	27	85.2	6	20	26	44	28-0	4	0	50	2.1
<b>CLIFF LEVINGSTON</b>																	
1984-85	74	2017	291	552	52.7	145	229	63.3	104	231-3	70	69	727	9.8	—	—	—
1985-86	81	1945	294	551	53.4	164	242	67.8	193	346	534	72	260-5	76	39	752	9.3
1986-87	82	1848	251	496	50.6	155	212	73.1	219	314	533	40	261-4	48	68	657	8.0
1987-88	82	2335	314	664	48.7	180	246	73.2	218	276	304	71	287-5	52	84	819	10.0
1988-89	80	2184	300	568	52.8	133	191	69.6	194	304	498	75	270-4	97	70	734	9.2
1989-90	75	1706	216	424	50.9	83	122	68.0	113	206	319	80	216-2	55	41	516	6.9
6 Years	474	11835	3155	1666	52.8	1235	870	70.4	1177	1777	2954	442	625-23	398	371	4205	8.9
<b>RANDY LIVINGSTON</b>																	
1997-98	12	82	3	12	25.0	4	5	20.0	1	5	6	5	6-0	7	2	10	0.8
<b>GRANT LONG</b>																	
1994-95	79	2579	337	704	47.9	238	315	75.6	190	405	595	127	232-2	107	34	923	11.7
1995-96	82	3008	395	838	47.1	257	337	76.3	183	233-3	108	34	1078	13.1	—	—	—
1996-97	50	1380	151	330	42.1	184	235	78.3	100	196	296	53	143-0	57	74	489	9.8
3 Years	211	6967	883	1901	46.4	679	887	76.6	538	1141	1679	363	608-5	272	142	2490	11.8
<b>JOHN LONG</b>																	
1989-90	48	1030	174	384	45.3	46	55	83.6	26	57	83	85	66-0	45	5	404	8.4
<b>SIDNEY LOWE</b>																	
1984-85	15	159	8	20	40.0	8	8	100.0	4	11	15	42	23-0	11	0	24	1.6
<b>TYRONN LUE</b>																	
2004-05	49	1528	247	532	46.4	128	147	87.1	14	95	109	264	120-2	25	0	662	13.5
2005-06	51	1234	192	418	45.9	118	138	85.5	11	69	82	157	113-2	26	3	560	11.0
2006-07	56	1488	218	524	41.6	144	163	88.3	19	85	104	201	101-0	24	0	636	11.4
2007-08	33	664	86	196	43.9	24	28	85.7	9	32	41	9	32-0	11	0	226	6.8
4 Years	189	4814	743	1670	44.5	414	476	80.7	55	281	336	681	372-4	86	3	2084	11.0
<b>DURAND "Rudy" MACKLIN</b>																	
1981-82	79	1516	170	484	35.1	134	173	77.5	113	150	263	47	225-5	40	20	554	7.0
1982-83	73	1171	210	380	47.2	101	131	77.1	71	189-4	41	10	441	6.0	—	—	—
2 Years	152	2687	380	844	45.0	235	304	77.3	184	255	453	118	414-9	81	30	995	6.5
<b>MOSES MALONE</b>																	
1988-89	81	2878	538	1096	49.1	561	711	78.9	386	570	956	112	154-0	79	100	1637	20.2
1989-90	81	2735	517	1077	48.0	493	631	78.1	364	448	812	130	156-0	47	84	1528	18.9
1990-91	82	1912	280	598	46.8	309	372	83.1	361	717	396	667	334-0	30	74	869	10.6
3 Years	244	7525	1335	2771	48.2	1363	1714	79.5	1021	1414	2435	310	446-0	156	258	4034	16.5
<b>MATT MALONEY</b>																	
2000-01	55	1403	146	348	42.0	26	34	76.5	14	103	117	154	94-1	56	5	369	6.7
2002-03	14	103	8	25	32.0	3	5	60.0	1	6	7	17	9-0	4	0	24	1.7
2 Years	69	1506	154	373	41.3	29	39	74.4	15	109	124	171	103-1	60	5	393	5.7
<b>DANNY MANNING</b>																	
1993-94	26	925	177	372	47.6	54	83	65.1	49	120	169	85	93-0	46	25	409	15.7
<b>PAGE MANNION</b>																	
1988-89	5	18	2	6	33.3	0	0	0.0	0	2	2	2	2-0	2	0	4	0.8

# ALL-TIME ROSTER: 1968 - 2013, CONT.

YEAR	GP	MINS	FGM	FGA	FG%	FTM	FTA	FT%	OR	DR	TR	AST	PF-D	STL	BS	PTS	PPG
<b>PETE MARAVICH</b>																	
1970-71	81																



# ALL-TIME ROSTER: 1968 - 2013, CONT.

YEAR	GP	MINS	FGM	FGA	FG%	FTM	FTA	FT%	OR	DR	TR	AST	PF-D	STL	BS	PTS	PPG
TODD MUNDT 1995-96	24	118	13	32	40.6	5	8	62.5	10	15	25	2	23-0	1	4	Delta State '93	1.3
FLIP MURRAY 2009-10	80	1975	355	795	44.7	177	233	76.0	22	146	168	158	173-0	88	17	974	12.2
DIKEMBE MUTOMBO 1996-97	30	2973	380	737	51.7	306	434	70.5	268	661	929	110	249-3	49	264	Georgetown '91	13.3
1997-98	82	2917	139	343	53.7	303	452	67.0	176	656	832	82	254-1	34	277	1101	13.4
1998-99	50	1829	293	738	51.2	195	285	68.4	292	418	610	57	145-2	16	147	541	10.8
1999-00	82	2984	322	573	56.2	238	421	70.8	304	653	1157	105	248-3	27	269	942	11.5
2000-01	49	1716	169	354	47.7	107	154	69.5	188	505	693	54	139-2	20	137	445	9.1
5 Years	343	12419	1443	2729	52.9	1209	1749	69.2	1228	3093	4321	408	1035-11	146	1094	4095	11.9
LEE NAILON 2003-04	27	300	63	138	45.7	16	19	83.8	26	37	63	17	48-0	10	7	Texas Christian '99	5.3
MAMADOU N'DIAYE 2003-04	25	359	27	68	39.7	44	59	74.6	43	68	111	0	58-1	8	24	Auburn '00	3.9
HOWARD NATHAN 1995-96	5	15	5	9	55.6	3	4	75.0	0	0	0	2	2-0	3	0	NE Louisiana '93	2.6
IVANO NEWBILL 1995-97	72	850	40	91	44.0	20	52	38.5	76	128	204	24	115-1	28	15	Georgia Tech '94	1.4
IRA NEWBLE 2001-02	42	1273	131	267	49.2	75	158	47.5	80	142	222	45	117-2	38	20	Miami (Ohio) '97	8.0
2002-03	73	1931	231	467	49.5	70	90	77.8	86	185	271	99	174-1	50	26	564	7.7
2 Years	115	3204	362	734	49.6	145	178	81.5	166	327	493	144	291-3	88	46	902	7.8
DAVID NEWMARK 1989-90	64	612	127	296	42.9	59	77	76.6	—	—	174	42	128-3	—	—	Columbia '68	4.9
KEN "Snake" NORMAN 1994-95	74	1879	388	856	45.3	64	140	45.7	103	259	362	94	154-0	34	20	Illinois '87	12.7
1995-96	34	770	127	273	46.5	17	48	35.4	40	92	132	63	68-0	15	16	304	8.9
1996-97	17	220	27	94	28.7	4	12	33.3	8	31	39	12	17-0	7	3	64	3.1
3 Years	125	2969	545	1223	44.3	85	200	42.5	151	382	533	169	239-0	56	39	1306	10.4
DON OHL 1968-69	76	1995	385	901	42.7	147	208	70.7	—	—	170	221	232-5	—	—	Illinois '58	12.1
1969-70	66	984	176	372	47.3	58	72	80.6	—	—	71	98	113-1	—	—	410	6.2
2 Years	142	2979	561	1273	44.1	205	280	73.2	—	—	241	319	345-6	—	—	1327	9.4
BRIAN OLIVER 1997-98	5	61	7	19	36.8	1	4	25.0	3	6	9	2	4-0	1	0	Georgia Tech '90	3.0
GRADY O'MALLEY 1969-70	24	113	21	60	35.0	8	19	42.1	—	—	26	10	12-0	—	—	Manhattan '69	2.1
ZAZA PANCULIA 2005-06	78	2452	307	681	45.1	297	404	73.5	264	349	613	128	286-6	89	39	911	11.7
2006-07	77	2026	291	614	47.4	293	373	78.6	199	301	500	16	267-4	77	36	875	12.2
2007-08	62	844	107	245	43.7	106	153	70.0	89	159	249	36	140-0	24	13	332	5.2
2008-09	77	1473	159	320	49.7	163	230	70.9	173	263	436	57	208-1	35	26	481	6.2
2009-10	78	1089	120	246	48.8	93	143	65.0	117	176	293	42	186-2	37	30	333	4.3
2010-11	79	1244	107	232	46.1	135	179	75.4	119	214	333	58	184-0	34	22	349	4.4
2011-12	58	1640	169	339	49.9	117	158	74.1	154	303	457	79	172-1	55	29	445	7.8
2012-13	52	1134	114	241	47.3	78	103	75.7	132	204	336	79	128-1	35	12	306	5.9
8 Years	556	12002	1374	2918	47.1	1284	1743	73.7	1247	1969	3216	495	1571-15	386	207	4032	7.3
ANDY PANKO 2000-01	1	1	0	0	—	0	0	—	0	0	0	0	0-0	0	0	Lebanon Valley '99	0.0
JANNERO PARGO 2011-12	50	671	105	253	41.5	19	20	95.0	9	64	73	96	64-0	20	2	282	5.6
2012-13	7	113	13	38	34.2	2	2	100.0	1	6	7	19	8-0	3	0	35	5.0
2 Years	57	784	118	291	40.5	21	22	95.5	10	70	80	115	72-0	23	2	317	5.6
BILLY PAULTZ 1983-84	40	486	36	88	40.9	17	33	51.5	35	78	113	18	57-0	8	7	St. Johns '77	2.2
TOM PAYNE 1971-72	29	227	45	103	43.7	29	46	63.0	—	—	69	15	40-0	—	—	Kentucky '73	4.1
GARY PAYTON 2004-05	—	—	—	—	—	—	—	—	—	—	—	—	—	—	—	Oregon State '90	—
SAM PELLON 1979-80	44	373	44	108	40.7	21	30	70.0	28	64	92	18	70-0	12	12	109	2.5
1980-81	77	1472	107	380	49.0	81	116	69.8	122	234	356	48	228-6	50	92	453	5.9
1981-82	69	1037	114	251	45.4	61	79	72.2	90	139	229	28	164-0	29	47	289	4.2
1982-83	2	9	2	6	33.3	0	0	0.0	0	0	0	1	0-0	0	0	4	2.0
4 Years	194	2891	346	745	46.5	163	225	72.4	240	437	677	95	462-6	91	151	895	4.4
WESLEY PERSON 2003-04	9	132	13	39	33.3	6	6	100.0	2	23	25	5	5-0	3	1	Auburn '94	4.5
JOHAN PETRO 2012-13	31	352	48	110	43.6	11	12	91.7	33	79	112	16	48-0	10	9	Pau Orthez '05	4.4
JOHN PINONE 1983-84	7	65	7	13	53.8	6	10	60.0	0	10	10	3	11-0	2	1	Villanova '83	2.9
SCOT POLLARD 1998-99	—	—	—	—	—	—	—	—	—	—	—	—	—	—	—	Kansas '97	—
JOSH POWELL 2010-11	54	653	94	208	45.2	36	45	80.0	49	86	135	22	78-0	5	5	North Carolina State '03	4.1
JOEL PRZYBYLLA 2003-04	12	314	18	50	36.0	12	29	41.4	—	—	101	4	48-1	5	17	48	4.0
VLADIMIR RADMANOVIC 2011-12	49	755	74	197	37.6	22	29	75.9	34	109	143	54	62-0	21	15	FMP Zeleznik	4.5
BLAIR RASMUSSEN 1991-92	81	1968	347	726	47.8	30	40	75.0	94	299	393	107	233-1	35	48	729	9.0
1992-93	22	283	30	80	37.5	9	13	69.2	9	35	55	5	61-2	12	10	71	3.2
2 Years	103	2251	377	806	46.8	39	53	73.6	114	334	448	112	294-3	47	58	800	7.8
THEO RATLIFF 2001-02	3	82	10	20	50.0	—	—	—	—	—	—	—	—	—	—	Wyoming '95	—
2002-03	81	2518	276	695	46.4	154	214	72.0	154	453	607	73	271-3	56	262	706	8.7
2003-04	53	1649	171	373	45.8	96	147	65.3	105	276	381	51	189-2	30	166	438	8.3
3 Years	137	4248	457	988	46.3	256	372	68.8	264	740	1004	125	468-5	87	436	1170	8.5

# ALL-TIME ROSTER: 1968 - 2013, CONT.

YEAR	GP	MINS	FGM	FGA	FG%	FTM	FTA	FT%	OR	DR	TR	AST	PF-D	STL	BS	PTS	PPG
LEO RAUTINS 1984-85	4	12	0	0	0.0	0	0	0.0	0	0	0	0	0-0	0	0	0	0.0
ZELJKO REBRACA 2009-10	3	51	12	23	52.2	1	2	50.0	1	5	9	2	3-1	0	0	Serbia Montenegro	8.3
ELDRIDGE RECASNER 1996-97	71	1207	148	319	46.3	51	58	88.9	35	80	115	94	97-0	38	4	Washington '90	5.7
1997-98	59	1454	206	452	45.6	74	79	93.7	32	110	142	117	94-0	41	1	548	9.3
2 Years	130	2661	354	802	44.1	125	137	91.2	67	190	257	211	191-0	79	5	953	7.3
JEREMY RICHARDSON 2007-08	5	19	3	6	50.0	0	0	—	1	1	2	0	2-0	1	0	Delta State '06	1.6
2007-08	19	88	13	31	41.9	0	0	—	1	6	7	0	6-0	2	0	31	1.6
2 Years	24	107	16	37	43.2	0	0	—	2	7	9	0	6-0	3	0	39	1.6
ISAJAH RIDER 1999-00	60	2084	449	1072	41.9	204	260	78.5	63	195	258	219	132-3	41	6	1158	19.3
BOB RILEY 1970-71	7	39	4	9	44.4	5	9	55.6	—	—	12	1	5-0	—			



# ALL-TIME ROSTER: 1968 - 2013, CONT.

YEAR	GP	MINS	FGM	FGA	FG%	FTM	FTA	FT%	OR	DR	TR	AST	PF-D	STL	BS	PTS	PPG	
JOE SMITH	2001-02	64	592	77	193	399	39	48	813	66	91	157	21	95-0	6	19	194	3.0
Height: 6' 10" Weight: 230 Maryland '95																		
JOSH SMITH	2004-05	74	2050	274	602	455	163	237	688	147	310	457	127	157-1	59	144	715	9.7
Height: 6' 8" Weight: 225 Oak Hill Academy HS (VA) '04																		
JERRY SMITH	2005-06	80	2559	329	774	425	210	292	719	176	355	531	191	260-5	64	208	902	11.3
Height: 6' 8" Weight: 225 Oak Hill Academy HS (VA) '04																		
JERRY SMITH	2006-07	72	2647	436	939	439	268	387	693	165	456	621	236	241-4	101	207	1178	16.4
Height: 6' 8" Weight: 225 Oak Hill Academy HS (VA) '04																		
JERRY SMITH	2007-08	81	2873	518	1133	457	333	469	710	161	506	667	272	269-6	81	227	1394	17.2
Height: 6' 8" Weight: 225 Oak Hill Academy HS (VA) '04																		
JERRY SMITH	2008-09	69	2421	418	849	452	211	338	598	134	364	498	169	184-1	94	111	1073	15.6
Height: 6' 8" Weight: 225 Oak Hill Academy HS (VA) '04																		
JERRY SMITH	2009-10	81	2871	504	999	505	261	422	618	223	482	705	342	240-1	130	272	1269	15.7
Height: 6' 8" Weight: 225 Oak Hill Academy HS (VA) '04																		
JERRY SMITH	2010-11	77	2645	497	1041	477	229	316	725	134	523	657	255	217-1	99	120	1274	16.5
Height: 6' 8" Weight: 225 Oak Hill Academy HS (VA) '04																		
JERRY SMITH	2011-12	66	2529	504	1101	458	203	322	638	136	496	632	252	172-3	93	115	1239	18.8
Height: 6' 8" Weight: 225 Oak Hill Academy HS (VA) '04																		
JERRY SMITH	2012-13	76	2983	550	1182	465	166	321	517	133	506	639	321	175-1	94	136	1327	17.5
Height: 6' 8" Weight: 225 Oak Hill Academy HS (VA) '04																		
JERRY SMITH	9 Years	676	23078	4030	8674	465	2044	3125	654	1409	3998	5407	2170	1915-23	857	1440	10371	15.3
Height: 6' 3" Weight: 170 North Carolina '87																		
KENNY SMITH	1989-90	33	674	98	204	480	55	65	846	7	30	37	142	45-0	22	1	255	7.7
Height: 6' 10" Weight: 235 Martin Luther King (IL) HS '99																		
LEON SMITH	2001-02	14	100	10	26	385	11	17	647	10	21	31	3	12-0	5	1	31	2.2
Height: 6' 3" Weight: 180 Buffalo St. '71																		
RANDY SMITH	1982-83	15	142	29	66	439	13	14	929	2	6	8	14	15-0	2	0	71	4.7
Height: 6' 8" Weight: 221 Michigan St. '91																		
STEVE SMITH	1994-95	80	2665	428	1005	426	312	371	841	104	172	276	274	225-2	62	33	1305	16.3
Height: 6' 8" Weight: 221 Michigan St. '91																		
STEVE SMITH	1995-96	80	2856	494	1143	432	318	385	826	124	202	326	224	207-1	68	37	1446	18.1
Height: 6' 8" Weight: 221 Michigan St. '91																		
STEVE SMITH	1996-97	72	2818	491	1145	429	333	393	847	90	148	238	305	173-2	62	23	1445	20.1
Height: 6' 8" Weight: 221 Michigan St. '91																		
STEVE SMITH	1997-98	73	2857	469	1101	444	389	456	855	133	176	309	292	219-4	75	29	1459	20.1
Height: 6' 8" Weight: 221 Michigan St. '91																		
STEVE SMITH	1998-99	36	1314	217	540	402	191	225	849	50	101	151	118	100-2	36	11	672	18.7
Height: 6' 8" Weight: 221 Michigan St. '91																		
STEVE SMITH	5 Years	339	12648	2108	4905	430	1526	1807	844	497	797	1294	1206	915-11	301	112	6291	18.6
Height: 6' 4" Weight: 205 Marquette '78																		
TONY SMITH	2000-01	6	78	8	23	348	1	2	500	2	1	3	10	12-0	7	0	17	2.8
Height: 6' 9" Weight: 225 Utah '74																		
MIKE SOJOURNER	1974-75	73	2129	378	775	488	95	146	651	196	446	642	93	217-0	35	57	851	11.7
Height: 6' 9" Weight: 225 Utah '74																		
MIKE SOJOURNER	1975-76	67	1602	248	524	473	80	119	672	126	323	449	58	174-2	38	40	576	8.6
Height: 6' 9" Weight: 225 Utah '74																		
MIKE SOJOURNER	1976-77	51	1551	57	203	468	41	57	719	49	97	146	21	66-0	15	9	231	4.5
Height: 6' 9" Weight: 225 Utah '74																		
MIKE SOJOURNER	3 Years	191	4822	721	1592	480	216	322	671	371	866	1237	172	457-12	88	106	1658	8.7
Height: 6' 2" Weight: 190 Villanova '90																		
RORY SPARROW	1981-82	82	2610	366	730	501	124	148	838	53	171	224	424	240-2	87	13	857	10.5
Height: 6' 2" Weight: 190 Villanova '90																		
RORY SPARROW	1982-83	49	1548	264	512	516	84	113	743	84	113	141	238	162-1	70	1	615	12.6
Height: 6' 2" Weight: 190 Villanova '90																		
RORY SPARROW	2 Years	131	4158	630	1242	507	208	261	797	92	273	365	662	402-3	157	14	1472	11.2
Height: 6' 6" Weight: 210 Northern Arizona '86																		
ANDRE SPENCER	1992-93	3	15	0	3	000	0	0	000	0	1	1	0	3-0	2	0	0	0.0
Height: 6' 2" Weight: 190 Villanova '90																		
JERRY STACKHOUSE	2011-12	30	273	37	100	370	21	23	913	6	17	23	14	12-0	3	108	3.6	5.0
Height: 6' 5" Weight: 218 Washington Union HS '00																		
DESHAWN STEVENSON	2012-13	56	1158	98	262	374	12	23	522	18	104	122	52	69-1	29	6	284	5.1
Height: 6' 10" Weight: 230 California '97																		
MICHAEL STEWART	2004-05	12	145	11	21	524	3	7	429	21	19	40	5	32-1	6	5	25	2.1
Height: 6' 9" Weight: 215 Colorado '85																		
ALEX STVRINS	1992-93	5	15	4	9	444	0	0	000	2	3	5	0	3-0	0	1	8	1.6
Height: 6' 1" Weight: 175 Arizona '05																		
SALIM STODAMIRE	2005-06	61	1236	204	492	415	99	110	900	12	104	116	75	118-1	27	3	589	9.7
Height: 6' 1" Weight: 175 Arizona '05																		
SALIM STODAMIRE	2006-07	61	1034	177	425	416	61	68	897	6	68	74	61	88-0	21	2	471	7.7
Height: 6' 1" Weight: 175 Arizona '05																		
SALIM STODAMIRE	2007-08	35	402	65	180	361	41	50	820	4	20	24	28	34-0	7	5	200	5.7
Height: 6' 1" Weight: 175 Arizona '05																		
SALIM STODAMIRE	3 Years	157	2672	446	1097	407	201	228	882	22	192	214	164	240-1	55	10	1260	8.0
Height: 6' 10" Weight: 215 Temple '97																		
MARK STRICKLAND	2001-02	46	654	91	204	446	25	44	568	41	90	131	20	48-0	19	17	208	4.5
Height: 6' 5" Weight: 200 Florida State '95																		
BOB SURA	2003-04	27	956	131	312	420	123	157	763	70	153	223	144	72-0	25	5	397	14.7
Height: 6' 5" Weight: 200 Florida State '95																		
PAPE SY	2010-11	3	21	2	6	333	3	3	225	2	1	3	2	1-0	1	0	7	2.3
Height: 6' 7" Weight: 215 Gravelines (France) '00																		
CLAUDE TERRY	1976-77	12	241	47	87	540	18	21	857	8	10	18	25	21-0	9	1	112	9.3
Height: 6' 5" Weight: 195 Stanford '72																		
CLAUDE TERRY	1977-78	27	166	25	68	368	9	11	818	3	12	15	7	14-0	6	0	59	2.2
Height: 6' 5" Weight: 195 Stanford '72																		
CLAUDE TERRY	2 Years	39	407	72	155	465	27	32	844	11	22	33	32	35-0	15	1	171	4.4
Height: 6' 2" Weight: 180 Arizona '99																		
JASON TERRY	1999-00	81	1888	249	600	415	113	140	807	24	142	166	346	133-0	90	10	657	8.1
Height: 6' 2" Weight: 180 Arizona '99																		
JASON TERRY	2000-01	82	3089	596	1367	436	303	358	846	42	227	269	403	204-2	104	12	1619	19.7
Height: 6' 2" Weight: 180 Arizona '99																		
JASON TERRY	2002-03	78	2697	524	1219	430	294	340	835	40	230	270	444	156-0	144	13	1504	19.3
Height: 6' 2" Weight: 180 Arizona '99																		
JASON TERRY	2003-04	81	3081	488	1141	428	298	327	887	37	242	279	303	175-2	126	14	1395	17.2
Height: 6' 2" Weight: 180 Arizona '99																		
JASON TERRY	2004-05	81	3018	499	1196	417	215	260	827	49	287	336	437	192-2	124	16	1359	16.8
Height: 6' 2" Weight: 180 Arizona '99																		
JASON TERRY	5 Years	403	14043	2356	5523	427	1174	1390	845	192	1128	1320	2230	860-6	588	65	6534	16.2
Height: 6' 7" Weight: 213 UNLV '78																		
REGGIE THEUS	1988-89	82	2517	497	1067	466	285	335	851	86	156	242	387	236-0	108	16	1296	15.8
Height: 6' 10" Weight: 260 Syracuse '08																		
ETAN THOMAS	2010-11	13	82	10	21	476	12	15	800	6	17	23	2	11-0	1	4	32	2.5
Height: 6' 8" Weight: 235 Texas '04																		
JAMES THOMAS	2004-05	2	5	1	2	500	0	0	0	2	0	2	0	1-0	0	0	2	1.0
Height: 6' 2" Weight: 185 Minnesota '97																		
JOHN THOMAS	2005-06	11	66	3	7	429	3	4	750	3	7	10	1	10-0	2	0	9	0.8
Height: 6' 7" Weight: 195 UCLA '05																		
DILON THOMPSON	2006-07	6	50	6	15	400	5	6	833	3	5	8	2	2-0	0	0	17	2.8
Height: 6' 4" Weight: 200 Indiana '81																		
RAY TOLBERT	1988-89	50	341	40	94	426	23	37	622	31	57	88	16	55-0	13	13	103	2.1
Height: 6' 8" Weight: 220 Creighton '07																		
ANTHONY TOLLIVER	2012-13	62	963	82	216	380	44	51	863	31	124	155	32	66-0	15	12	283	4.1
Height: 6' 2" Weight: 180 Dayton '85																		
SEDRIC TONEY	1985-86	3	24	2	72	126	1	1	150	0								



## ALL-TIME ROSTER: 1968 - 2013, CONT.

YEAR	GP	MINS	FGM	FGA	FG%	FTM	FTA	FT%	OR	DR	TR	AST	PF-D	STL	BS	PTS	PPG
BRANDON WILLIAMS					Height: 6' 6"			Weight: 215									Davidson '96
2002-03	7	19	1	.143		0	0	.000	2	0	2	0	4-0	2	0	0	0.3
FREEMAN WILLIAMS					Height: 6' 4"			Weight: 195									Portland St. '78
1981-82	23	189	42	110	.382	22	26	.846	2	10	12	19	18-0	6	0	110	4.8
GUS WILLIAMS					Height: 6' 3"			Weight: 180									Southern California '75
1986-87	33	481	53	146	.363	27	40	.675	8	32	40	139	53-0	17	5	138	4.2
MARVIN WILLIAMS					Height: 6' 8"			Weight: 245									North Carolina '05
2005-06	79	1952	235	531	.443	189	253	.747	122	261	383	63	227-1	48	24	672	8.5
2006-07	64	2179	306	706	.433	216	265	.815	84	253	337	121	191-2	52	30	839	13.1
2007-08	80	2765	424	918	.462	336	409	.822	119	338	457	137	225-3	81	33	1185	14.8
2008-09	61	2093	295	622	.458	220	273	.806	110	272	382	81	127-0	57	39	845	13.9
2009-10	81	2468	302	664	.455	176	215	.819	106	310	416	93	150-0	66	46	820	10.1
2010-11	65	1865	246	537	.458	147	174	.845	88	245	313	88	104-0	34	23	676	10.4
2011-12	57	1500	203	470	.432	115	146	.788	76	218	294	71	84-0	47	18	579	10.2
7 Years	487	14823	201	4448	.450	1399	1735	.806	685	1897	2582	654	1110-6	385	213	5616	11.5
MIKE WILLIAMS					Height: 6' 8"			Weight: 255									Cincinnati '83
1989-90	5	14	0	4	.000	0	0	.000	0	1	1	0	2-0	0	0	0	0
MILT WILLIAMS					Height: 6' 2"			Weight: 185									Lincoln '68
1971-72	10	127	23	53	.434	21	29	.724	—	—	4	20	18-0	—	—	67	6.7
RAY WILLIAMS					Height: 6' 3"			Weight: 195									Minnesota '77
1985-86	19	367	57	143	.399	41	48	.854	19	26	45	67	48-1	28	1	159	8.4
SHAMMOND WILLIAMS					Height: 6' 2"			Weight: 189									North Carolina '98
1998-99	2	4	0	1	.000	3	4	.750	0	0	0	1	0-0	0	0	3	1.5
SHELDEN WILLIAMS					Height: 6' 9"			Weight: 250									Duke '06
2006-07	81	1514	166	365	.455	110	144	.764	131	304	435	44	199-1	52	39	444	5.5
2007-08	36	414	37	100	.370	35	51	.686	34	73	107	11	60-0	13	11	109	3.0
2 Years	117	1928	203	465	.437	145	195	.744	165	377	542	55	259-1	65	50	553	4.7
SLY WILLIAMS					Height: 6' 7"			Weight: 215									Rhode Island '80
1983-84	13	258	34	114	.298	36	46	.783	19	31	50	16	33-0	14	1	105	8.1
1984-85	34	867	167	381	.439	79	123	.642	45	123	168	84	83-1	28	8	417	12.3
2 Years	47	1125	201	494	.407	115	169	.680	64	154	218	110	116-1	42	9	522	11.1
KEVIN WILLIS					Height: 7' 0"			Weight: 235									Michigan St. '84
1984-85	82	1785	322	690	.467	119	181	.657	177	345	522	36	226-4	31	49	765	9.3
1985-86	82	2300	419	811	.517	172	263	.654	243	461	704	45	294-6	66	44	1010	12.3
1986-87	81	2626	538	1003	.536	227	320	.709	321	528	849	62	313-4	65	61	1204	16.1
1987-88	75	2091	356	687	.518	159	245	.649	235	312	547	28	240-2	68	41	871	11.6
1988-89	81	2273	418	805	.519	168	246	.683	253	392	645	57	259-4	63	47	1006	12.4
1989-90	80	2073	444	891	.504	158	238	.668	259	445	704	69	235-6	60	40	951	12.1
1991-92	81	2962	591	1224	.483	192	363	.530	418	840	1258	173	223-0	72	54	1480	18.3
1992-93	80	2878	616	1218	.506	196	300	.653	335	693	1028	165	264-1	68	41	1435	17.9
1993-94	80	2867	627	1257	.499	268	376	.713	335	628	963	150	250-2	79	38	1531	19.1
2 Years	2	89	16	41	.390	10	15	.667	10	26	36	3	7-0	1	3	42	21.0
2004-05	29	344	35	90	.389	17	23	.739	9	53-0	8	7	8-0	8	7	87	3.0
12 Years	753	22588	4382	8707	.503	1787	2570	.695	2615	4717	7332	827	2364-25	581	425	10582	14.1
BILL "POODLES" WILLOUGHBY					Height: 6' 8"			Weight: 210									H.S. (N.J.) '75
1975-76	62	870	113	284	.398	66	100	.660	103	185	288	31	87-0	37	29	292	4.7
1976-77	39	549	75	169	.444	43	63	.683	65	105	170	13	64-1	19	23	193	4.9
2 Years	101	1419	188	453	.415	109	163	.669	168	290	458	44	151-1	56	52	485	4.8
MIKE WILSON					Height: 6' 4"			Weight: 180									Marquette '82
1986-87	2	2	0	2	.000	0	0	.000	0	0	0	1	1-0	0	0	0	0.0
RICK WILSON					Height: 6' 5"			Weight: 200									Louisville '78
1978-79	61	589	81	197	.411	24	44	.545	20	56	76	72	66-1	30	8	186	3.0
1979-80	5	59	2	14	.143	4	6	.667	2	1	3	11	3-0	4	1	8	1.6
2 Years	66	648	83	211	.393	28	50	.560	22	57	79	83	69-1	34	9	194	2.9
TREVOR WILSON					Height: 6' 8"			Weight: 211									UCLA '90
1990-91	25	162	21	70	.300	13	26	.500	16	24	40	11	13-0	5	1	55	2.2
RANDY WITTMAN					Height: 6' 6"			Weight: 210									Indiana '83
1983-84	78	1071	160	318	.503	28	46	.609	OR	DR	TR	AST	PF-D	STL	BS	PTS	PPG
1984-85	41	1168	167	353	.531	30	41	.732	16	57	73	125	58-0	28	7	406	9.9
1985-86	81	2760	467	881	.530	104	135	.770	51	119	170	306	118-0	81	14	1043	12.9
1986-87	71	1949	398	792	.503	100	127	.787	30	94	124	211	107-0	39	16	900	12.7
1987-88	82	2412	376	787	.478	71	89	.798	39	133	170	302	117-0	50	18	823	10.0
5 Years	353	9460	1578	3131	.507	333	438	.760	150	458	608	1015	482-0	215	55	3522	10.0
AL WOOD					Height: 6' 6"			Weight: 195									North Carolina '81
1980-81	19	238	36	105	.343	20	28	.714	22	22	44	11	34-0	9	1	92	4.8
LEON WOOD					Height: 6' 2"			Weight: 200									Cal St.-Fullerton '84
1987-88	14	79	16	30	.533	7	8	.875	1	5	6	19	6-0	4	0	48	3.4
HAYWOODE WORKMAN					Height: 6' 2"			Weight: 180									Oral Roberts '89
1989-90	6	16	2	3	.667	2	2	1.000	0	3	3	2	3-0	3	0	6	1.0
HOWARD WRIGHT					Height: 6' 8"			Weight: 245									Stanford '89
1990-91	4	20	2	3	.667	1	1	1.000	1	5	6	0	3-0	0	0	5	1.3
LORENZEN WRIGHT					Height: 6' 11"			Weight: 255									Memphis '96
1990-91	75	1205	180	361	.499	87	135	.644	117	188	305	21	203-3	29	40	448	6.0
2000-01	71	1988	383	811	.448	155	216	.718	180	355	535	87	232-2	42	63	881	12.4
2006-07	67	1035	82	183	.448	9	32	.281	85	131	216	40	204-4	28	28	173	2.6
2007-08	13	148	5	17	.294	3	6	.500	7	30	37	3	26-0	3	3	13	1.0
4 Years	226	4576	630	1372	.459	254	389	.653	389	704	1093	151	665-9	102	134	1515	6.7

## ALL-TIME UNIFORM NUMBERS

No.	Player	No.	Player	No.	Player	No.	Player
0	Greg "Cadillac" Anderson	10					



## THE HISTORY OF THE HAWKS

### FROM MILWAUKEE, TO ST. LOUIS, TO ATLANTA.

It was a setting made for Mark Twain. A banjo box gymnasium called Wharton Field House seating 6,000 on hardwood benches in a city, or should we say three cities, straddling the Mississippi River is where the Atlanta Hawks have their roots.

They were known as the Tri-City Blackhawks, one of the original members of the National Basketball Association after a mid-summer merger in 1949 of the 12-year-old National Basketball League and the four-year-old Basketball Association of America formed the new league.

The Illinois cities of Moline and Rock Island and Davenport, Iowa across the river formed the formal name of the neophyte Blackhawks, coached by Roger Potter.

In the opening game at Wharton Field House, the Blackhawks beat the old Denver Nuggets, 93-85. But after a string of six losses, Potter became the first former coach of the franchise, as he was replaced by Red Auerbach.

The first edition of the Blackhawks made the playoffs, despite being six games under .500, but dropped out in the first round to the Anderson Duffey Packers. Then the coach, better known as Red Auerbach, left for Boston and many green-and-white World Championship banners.

After two years and a grammatical change to Tri-Cities, the Blackhawks packed their bags and moved to Milwaukee. They shortened the nickname to the Hawks and struggled for four years, never winning more than 27 games and finishing last each season. But it was in Milwaukee where the Hawks made a draft choice that would solidify the franchise for years to come.

His name was Bob Pettit. A first-round draft choice from Louisiana State in 1954, Pettit played his entire 11-year career with the Hawks, moving with the club to St. Louis in 1955. He wrote nearly every record in the Hawks' record book and was a four-time MVP of the annual NBA All-Star game, more times than any other player in history.

From 1957 through 1961, the Hawks won five consecutive Western Conference titles. Pettit was the star of the show and had an excellent supporting cast with Cliff Hagan, Slater Martin, Charley Share and Ed Macauley.

In 1958, the Hawks captured their lone World Championship by defeating Boston, four games to two. On three other occasions during the five-year stretch, the Hawks advanced to the finals only to lose to the Celtics each time.

For no apparent reason, the Hawks turned sour during the 1961-62 season and had it not been for the expansion of the Chicago Packers, the club would have gone from first to last in just one year. It was the only spring the Hawks failed to qualify for the playoffs in the 13 seasons they spent in St. Louis.

Fortunately for the franchise, Harry Gallatin, the former All-Pro with the New York Knickerbockers, took over the reins the following season and guided the Hawks to a second-place finish and back into the playoffs. For his efforts, Gallatin became the first recipient of the NBA's Coach of the Year award.

But Gallatin couldn't put the Hawks back on top and was replaced in the middle of the 1964-65 season by Richie Guerin, another Knick standout. The club again made the playoffs but was upset in the opening round by the Baltimore Bullets, a team which finished under .500 and eight games behind the Hawks during the regular season.

After the playoff loss, Pettit took off his uniform for the last time. He wound up his career with a 26.4 scoring average topped by a 31.1 mark during the disappointing '61-'62 campaign. His rebounding standards were even more incredible, a career average of 16.2, and a single-season high of 20.3 set during the 1960-61 season. He was named first-team All-Pro in his first ten seasons in the league, and second-team in his 11th and final season. In 1970, Pettit was enshrined in the Basketball Hall of Fame, and his uniform #9 has been retired.

The Hawks were becoming a young team as was characterized by the early Pettit-led teams. A year later, Hagan was gone, representing the last remaining link to the '58 Championship team.

In their places were Lou Hudson, the number one pick in 1966, Zelmo Beaty, Joe Caldwell, Lenny Wilkens and Bill Bridges. By 1968, the Hawks added another Western Conference title with a record of 56-26 — at that time the best in the team's history — and Guerin became the Hawks' second Coach of the Year.

Then came the shocker.

During the broadcast of an Atlanta Braves baseball game, announcer Milo Hamilton told Atlanta fans the city was going to have a professional basketball team. It was, of course, the Hawks, a perennial NBA powerhouse, moving from St. Louis to Atlanta.

Bringing the team to the South were two of Atlanta's and Georgia's most respected gentlemen, busi-

## THE HISTORY OF THE HAWKS, CONT.

nessman Thomas G. Cousins and former governor Carl E. Sanders. They acquired the club from Ben Kerner. Skeptics viewed the move as one of disaster since Atlanta had no facility for professional basketball and noted that the area was a hotbed for football, and there was not room for both sports.

It goes without saying that they were wrong on both counts.

The Hawks received permission to play their games in Alexander Memorial Coliseum on the Georgia Tech campus until a new arena could be constructed. Five years later that realization came true when The Omni was completed.

Under Guerin, the Hawks were sensational the first two years in Atlanta. They won the Western Conference title again in 1970 and advanced to the conference finals both seasons before losing to the star-studded Los Angeles Lakers.

With the emergence of the American Basketball Association came the fall of the Hawks. The new league raided the NBA teams, offering big money to the NBA stars in order to build credibility. Beaty was the first to jump in 1969, and Caldwell followed a year later.

Though the Hawks drafted Pete Maravich, the college scoring champion from Louisiana State, in 1970, the team struggled into the playoffs the next two seasons. The club finished 10 games under .500 each year and couldn't get past the first round of the playoffs.

For the 1972-73 season, the Hawks moved into The Omni, then a 16,500-seat structure, with a new coach, Cotton Fitzsimmons. Behind the 27.1 scoring average of Hudson, the Hawks responded to the new surroundings by reversing the record of the previous year.

The next year, however, the Hawks failed to make a playoff appearance for the first time in 12 seasons, and second in 19. Only another expansion team, this time the New Orleans Jazz, kept the club from plummeting into last place. The first move to rectify the situation was to trade Maravich to New Orleans for a slew of draft choices.

Owning the first and third selections in the 1975 NBA College Draft, the Hawks chose David Thompson from North Carolina State and Marvin Webster from Morgan State. The NBA-ABA bidding war was at its peak and both players opted for the Denver Nuggets of the rival league.

The team lost 51 games, the most in thirteen years, and tumbled into last place for the first time since the team left Milwaukee. Fitzsimmons lost his job eight games from the end (1975-76).

The bright spot on the club was the emergence of John Drew, a second-round pick in 1974, as one of the premier offensive players in the league. Drew, who was Basketball Weekly's Rookie of the Year for 1974-75 while leading the league in offensive rebounds, averaged 21.4 points per game in his second season.

Rumors abounded that a move was imminent, and that a new owner was soon to purchase the team; but Hubie Brown, who coached the Kentucky Colonels to the 1975 NBA Championship, took over the team and promptly began to change the team's image. Midway through the 1976-77 season (January '77), half of the rumor became reality as R.E. "Ted" Turner, owner of the Braves and WTCG-TV, bought the club but stated the team would remain in Atlanta.

Hudson, an 11-year veteran of 730 NBA games, all in a Hawks uniform, was traded to Los Angeles (Lakers) as a youth movement was instituted. The #23 worn by Hudson was retired on the Lakers' first visit to the Omni, marking the second Hawks number to be retired. The two men so honored to that point, Pettit and Hudson, shared the Atlanta record for the most points scored in one game: 57.

Brown's first team suffered through a difficult initial year ('76-'77) by finishing in sixth place in their division with a 31-51 record. The team made a dramatic turnaround just one year later (1977-78), becoming the Cinderella team of the NBA, by advancing to the playoffs for the first time in five years. Brown was named NBA Coach of the Year as the fans became "Hubie's Sixth Man." In addition to Brown's coaching, Atlanta's move forward was sparked by two rookies who would have an impact in the team's history for years to come.

Seven-foot-two center Wayne "Tree" Rollins was selected by the Hawks in the first round of the NBA draft to secure the middle for the team. The Hawks' other impact pick was 6-2 guard Eddie Johnson. These two additions, along with a proven veteran like Drew, would comprise the nucleus of the team.

The Hawks were again playoff participants in 1978-79, but it was just a building block for the following season. Atlanta added forward Dan Roundfield that season and his play, along with the other players, brought the Central Division title to Atlanta in 1979-80. The squad finished with a 50-32 mark, and a first-place finish for the first time in nine years, and three players, Drew, Johnson and Roundfield, participated in the 1980 NBA All-Star game.

After just one season at the top, the Hawks fell 20 games under the .500 mark (1980-81), finishing 31-51 and out of the playoffs for the first time in four years.



## THE HISTORY OF THE HAWKS, CONT.

Atlanta replaced Brown as coach with former New York/New Jersey Nets coach Kevin Loughery, and he led the Hawks back to the playoffs during both of his seasons in Atlanta (1981-82 and 1982-83) before leaving the team following his final year for another coaching position.

The Hawks' biggest move during Loughery's tenure was made off the court on September 3, 1982. The team traded players John Drew and Freeman Williams plus cash to the Utah Jazz in exchange for Dominique Wilkins, who they had selected that year in the NBA draft. Wilkins, a former All-American player at the University of Georgia, was a unanimous choice to the NBA All-Rookie first team in his rookie season, which was a preview of coming attractions.

Former Hawks assistant Michael Fratello was named to succeed Loughery as the Atlanta franchise's fifth head coach, and he promptly led the Hawks to their third consecutive playoff appearance in 1983-84.

Seeking to change their fortunes and join the NBA elite teams, Atlanta implemented their second youth movement. The Hawks introduced a three-year rebuilding plan in 1984-85 that would hopefully bring the team closer to a championship.

The movement started with the Hawks dealing Roundfield to the Detroit Pistons for forwards Cliff Levingston and Antoine Carr and two future draft picks. Roundfield concluded his six-year career with three All-Star seasons and a 17.6 points-per-game average. In addition to acquiring the youthful forwards, Atlanta drafted another big man in 7-0 center Kevin Willis of Michigan State. Willis' size and speed for an inside player would give the Hawks added depth in the frontcourt. The task of rebuilding was a long and difficult process for Fratello and the Hawks that season as the club finished 34-48 and out of the playoffs for only the second time in eight years.

As a result of missing the playoffs, there was some consolation as the team prepared for the '85-'86 season. The Hawks were allowed to participate in the NBA's first draft lottery (where the seven teams not making the playoffs were allowed to draw for the top seven picks in the 1985 draft), and with the fifth selection, Atlanta grabbed another seven-footer, SMU's Jon Koncak.

One of Atlanta's interesting free agent signings that season was 5-7 guard Anthony "Spud" Webb from N.C. State. A diminutive athlete who defied the odds of making an NBA roster, Webb electrified fans throughout the league with his speed and incredible jumping ability (42 inches). That talent was showcased at the 1986 NBA All-Star Weekend, as Webb defeated his teammate and defending champion Wilkins in the '86 Slam Dunk contest.

Despite the loss of his "crown," Wilkins became the first Atlanta player to lead the NBA in scoring after averaging 30.3 points in '85-'86. He was also honored with his first appearance in the NBA All-Star game, and he was also named to the first-team All-NBA squad.

As a team, the Hawks tied franchise marks for most wins in a season (50) and best home record (34-7), and their 50-32 record, which was second in the Central Division, was the league's biggest turnaround (+16 games) from the previous campaign. For his efforts, Fratello was named Haggard/NBA Coach of the Year.

With the high expectations of the 1986-87 season awaiting them, the Hawks provided another year of outstanding play. A franchise record 57 wins capped an extraordinary season that saw Atlanta win the Central Division title. With the third-best record in the NBA, the Hawks established themselves among the league's elite teams, and with the combination of talent and athletic ability, they became one of the NBA's most popular teams. Wilkins finished second among the league's leaders in scoring with a 29.0 average, and was voted an All-Star starter for the first time in his career (his second appearance overall).

Several individual records were also established as Glenn "Doc" Rivers broke Atlanta's single-season assist record with 823, which also ranked him fourth in the NBA (10.0 average). Rollins moved into second place on the NBA's all-time blocked shots list, and Mike McGee set an all-time team mark for three-point goals (86) and attempts (229). The team made the playoffs for the second straight season and defeated Indiana in the first round, but faltered in the second round and lost to the Detroit Pistons.

The following season ('87-'88), the Hawks were replaced as division champs by Detroit, as Atlanta concluded the season four games out of first place with a 50-32 record. Highlighting the year's achievements was the first appearance by a Hawks coach in the annual NBA All-Star game, as Mike Fratello earned the spot after Atlanta placed the best record in the Eastern Conference over the first half of the season. Joining Fratello on the victorious East squad were Wilkins and Rivers, who scored 29 and nine points respectively.

An exciting seven-game second-round playoff series against Boston ended the Hawks' quest for a possible championship series berth, but Atlanta followers, who during the season set new attendance records in The Omni, anxiously awaited the start of the 1988-89 year as the Hawks made two off-season acquisitions to challenge for the NBA championship.

With the addition of Moses Malone and Reggie Theus, many prognosticators around the country believed the Hawks would pose a serious threat for the club's second NBA title, but that was prior to the monumen-

## THE HISTORY OF THE HAWKS, CONT.

tal loss of Willis, who would miss all 82 games with a fracture in his left foot. Despite the absence of the seven-foot forward, Atlanta ended the season with its fourth straight 50-win campaign (which at that time was the longest current streak in the Eastern Conference).

But what most will remember about the Hawks' '88-'89 season is the disappointing end to their title dreams, as the Milwaukee Bucks, who were beaten in all six regular season meetings with Atlanta, upset the Hawks in the first round of the NBA playoffs, three games to two.

The Hawks continued to struggle in 1989-90 as injuries plagued the team over much of the season, forcing them to miss the playoffs for the first time in five years. With a 41-41 record, Atlanta dropped to sixth place in the Central Division.

As a result, Michael Fratello resigned as head coach on April 23, 1990 and was replaced on May 22 by former NBA player and San Antonio Head Coach Bob Weiss.

On the strength of a 22-game home winning streak, Atlanta returned to the playoffs and pushed the two-time defending champion Detroit Pistons to five games before the curtains fell on the 1990-91 season.

Weiss' coaching approach wasn't lost on Hawks fans, as well as the rest of the league, and was certainly evident in December when he was named Digital/NBA Coach of the Month as Atlanta streaked to an 11-3 record.

The season also brought improved play from Wilkins, who soared to his sixth NBA All-Star Game appearance in addition to Player of the Week (in January) and Month (in February) honors. While leading the team in scoring for the eighth straight season, he led the team for the first time in rebounding, and finished third in assists.

Unfortunately for the Hawks, January 28, 1992 was the telling blow of the 1991-92 season. Prior to that evening's game against Philadelphia, Wilkins was selected as a reserve for the Eastern Conference All-Star Game and was looking forward to the opportunity to become the 17th player in league history to reach the 20,000-point level. In the second quarter (with 5:32 remaining), the 6-8 forward, whose 28.1 scoring average trailed only Chicago's Michael Jordan, suffered a ruptured right achilles tendon injury which forced him to miss the remainder of the season.

At the time, Atlanta's record was 22-20. Without their veteran, the Hawks finished 16-24 and surprisingly, only one game away from making the 1992 NBA Playoffs. It came down to the final regular season game of the season, and if not for a 112-108 loss at Cleveland, Weiss' squad would have capped off an injury-filled campaign by earning an opening round playoff berth against Chicago.

Not only were the Hawks without the services of Wilkins for the final 40 games, but the outside shooting of Travis Mays was absent for 80 games after he suffered tendon problems in his right ankle after the second game of the year.

While deserving of an All-Star position prior to replacing his fallen teammate, center Kevin Willis' production was worthy of praise. After years of unfulfilled expectations, he led Atlanta in scoring (18.3), rebounding (15.5) and minutes played (2,962). His work on the boards (which also placed him second in the NBA) enabled him to become Atlanta's all-time season rebounding leader (1,258), and his 33 rebounds against Washington was an Atlanta game record.

The 1992-93 season saw the previous season's goal attained: the Hawks finished 43-39 and met the Chicago Bulls in the first round of the playoffs. An appearance in the playoffs had alternately seemed likely and impossible throughout this tumultuous season. To begin the season, Wilkins returned to the court after his career-threatening achilles injury to score his 20,000th point and become only the 17th NBA player to do so. Atlanta gained a true point guard from the New Jersey Nets as Rumeal Robinson was traded away for Nets guard Mookie Blaylock. Blaylock provided the leadership and ball distribution that the Hawks so desperately needed, and the season showed potential.

Although the first half of the season was spent in the depths of mediocrity, there were some bright spots. On February 2, Wilkins scored 31 points against Seattle to become the franchise's all-time leading scorer by breaking Bob Pettit's long-standing record of 20,880.

Slated to face the Bulls in the first round of the NBA Playoffs, the games went quickly, with Chicago sweeping the Hawks in three en route to their third straight NBA title.

Immediately after the season, the Hawks announced that Weiss would not have his contract extended. The search for a new coach began in April and ended on June 1, when former Cavaliers Head Coach Lenny Wilkens rejoined the franchise. Wilkens, who spent eight years with the Hawks in St. Louis and entered the 1993-94 season 69 victories behind Arnold "Red" Auerbach's league-record total of 938 career coaching wins, brought longtime assistant coaches Dick Helm and Brian Winters with him in the move to Atlanta and began to look at the talent he was handed. With the draft at hand and a #15 first-round pick, the Hawks took Doug Edwards, a 6-7 forward known for his defense and passing, a perfect complement to the



## THE HISTORY OF THE HAWKS, CONT.

Hawks' squad.

While it was believed Wilkens and his staff would improve the Hawks fortunes, no one imagined the results would be so immediate. The 1993-94 season brought the franchise's third Central Division championship, a 57-25 record (the best in the Eastern Conference), and the first IBM/NBA Coach of the Year award for Wilkens, who also earned his fourth All-Star coaching assignment by leading the Eastern Conference All-Stars during the 1994 Game in Minneapolis.

Blaylock's season was also highlighted by his first appearance in the NBA All-Star Game, joining fellow teammate Wilkins and the Hawks coaching staff on the Eastern Conference squad.

For Wilkins however, his All-Star showing would be his last in an Atlanta uniform, when on February 24, the Hawks traded their future Hall-of-Famer and a number one draft pick to the Clippers for Danny Manning, ending a 12-year career in Hot-lanta. Wilkins, who began the 1994-95 season in Boston, concluded his days in Atlanta as the franchise leader in numerous categories including games played (882), minutes played (32,542), steals (1,245), points scored (23,292) and scoring average (26.4).

The 1994-95 season began with a bang, as two games into the season the Hawks traded Kevin Willis, who ranked among Hawks all-time leaders in every rebounding category. In exchange for Willis and a future first-round pick, Atlanta received Steve Smith and Grant Long from the Heat, who helped form the cornerstone for the future of the franchise.

Adjusting to the change in team chemistry didn't come easily. The Hawks came out of the gates slowly for the second consecutive year, before eventually recovering to the .500 mark (30-30) on March 10.

The highlight of the season was Lenny Wilkens' pursuit of Red Auerbach's all-time NBA wins mark of 939.

After trying unsuccessfully three times to deliver the record breaking win, the stage was set for a home game against Washington on January 6. Behind 23 points from Ken Norman, Atlanta pulled away early, eventually winning 112-90.

Going into the playoffs, Atlanta was playing their best ball of the season, getting solid contributions all around.

Unfortunately for the Hawks, their first round opponent was the Central Division champion (and Atlanta arch-rival) Indiana Pacers, a tough, veteran club as well. The Pacers were on top of their game and swept the Hawks, 3-0.

Going into the 1995-96 season, the Hawks hoped to return to the upper echelon of the Eastern Conference as their nucleus continued to grow stronger with experience. Atlanta felt they had the right mix to contend again immediately.

The season turned for the better on the night of January 7, as the team was stranded in New Jersey, due to the Blizzard of '96. After having a contest with the Nets postponed, the Hawks came home and reeled off 10 consecutive wins.

As the Hawks rolled toward the playoffs, the team hit a couple of bumps, losing three straight home games at one point in the final month of the season. But a win at Miami on the last day of the season sealed the sixth playoff spot for the Hawks, where they would face the Pacers for the third consecutive year.

When Reggie Miller's three-point attempt at the final buzzer rimmed out, the Hawks had prevailed in an exciting five-game series.

Although the Hawks fell to the Orlando Magic in the second round of the playoffs in five games (4-1), they didn't go down without a fight.

The acquisition of Dikembe Mutombo in 1996 gave Atlanta the big defensive presence in the middle they lacked since "Tree" Rollins. Mutombo's combination of shot blocking and rebounding ability is unparalleled in the NBA.

As the 1996-97 season began, the Hawks featured four All-Star caliber players and Dream Team III head coach Lenny Wilkens at the helm.

The addition of Mutombo, along with the movement of Laettner to his natural position, helped lead Atlanta to 56 wins (one off the franchise record), including a 20-game home winning streak and a franchise-tying 36 home wins.

Over the first two months of the season, the Hawks went 16-11, setting the stage for a record January. Atlanta went 14-2 that month, the most wins in a single month in franchise history. The Hawks reeled off 10 straight wins, equalling the fourth-best win streak in Atlanta history.

The Hawks pulled out a 3-2 win in the first round of the playoffs against the Pistons, setting the stage for a showdown with the Bulls.

After almost pulling out game one in Chicago, the Hawks did the unthinkable, winning at the United Center, and becoming the first team to win a road playoff game there since 1995. But the Bulls reeled off

## THE HISTORY OF THE HAWKS, CONT.

the next three games to win the series.

Mookie Blaylock turned in another solid season, leading the NBA in steals (2.7) for the first time, while Mutombo finished second in the league in blocked shots (3.3) and rebounding (11.6).

The Hawks pulled out a 3-2 win in the first round of the playoffs against the Pistons.

After almost pulling out game one of Round Two in Chicago, the Hawks did the unthinkable, winning at the United Center, and becoming the first team to win a road playoff game there since 1995. But the Bulls reeled off the next three games to win the series.

The Hawks success brought individual honors to a couple of players as Mutombo took home the NBA's Defensive Player of the Year Award and a first-team All-Defensive honor. Blaylock also received consideration for the All-Defensive team, garnering second team honors.

The start of the 1997-98 season brought an unparalleled level of excitement over the city. The Hawks began the season with a franchise record 11-game winning streak, tying the fifth-best start in NBA history.

The rest of the season didn't live up to the first month's promise, however, as Atlanta posted a 5-8 mark in December followed by a 9-8 January, which led to a 29-20 mark after the All-Star break.

After finishing fifth overall in the conference, the Hawks solidified a first-round playoff matchup with the Charlotte Hornets, a team Atlanta had swept, 4-0, during the regular season.

The playoffs didn't hold true to form, as the Hornets surprised the Hawks, winning the series, 3-1, and moving on to face eventual champion Chicago in the second round.

Alan Henderson was named as the league's Most Improved Player after posting career-highs in points (14.3), rebounds (6.4), assists (1.1), shooting percentage (.485) and free throw percentage (.652).

The 1998-99 season was memorable for many reasons. A season cut short by the NBA's first work stoppage (lockout), Atlanta put together a 31-19 mark, just two games off the best mark in the Eastern Conference.

The Hawks finished up 2-1 in May, and headed into the playoffs with the fourth seed.

The playoffs also proved to be a make-or-break proposition, as Atlanta took a 3-2 first round win over Detroit, but followed it with a difficult 4-0 second round loss to eventual Eastern Conference finalist New York.

The 1999 offseason was one of great transition, as the Hawks traded the longtime backcourt tandem of Mookie Blaylock and Steve Smith.

As the team moved into their new home, Philips Arena, the youthful and athletic direction of the team promised to be exciting.

The 1999-2000 saw the opening of the state-of-the-art Philips Arena, where the Hawks recorded a 21-20 mark on the campaign. Early on, after pulling even at a 9-9 mark, the Hawks went just 19-45 the remainder of the season.

Rookie Jason Terry brought hope for the future, as the 10th overall pick was named to the NBA's All-Rookie second team.

Dikembe Mutombo was once again named to the Eastern Conference All-Star team and won the NBA rebounding title for the first time in his career. He also finished second in blocked shots and field goal percentage.

Following the season, head coach Lenny Wilkens elected to resign his position, setting the stage for the Lon Kruger era. Kruger, who spent 18 years as a college coach at Pan American, Kansas State, Florida and Illinois looked to duplicate his success on the pro level.

While 2000-01 was not a successful season from a won-loss standpoint, a strong foundation was laid, and the subsequent offseason provided an excitement level unmatched in recent years.

Despite being on the losing end of the most contests in franchise history (57), Lon Kruger's group showed outstanding effort on a nightly basis and the team's attitude did not go unnoticed.

Jason Terry avoided the sophomore jinx in a big way leading the team with 19.7 ppg, the highest by a Hawk since Steve Smith's 20.1 output in 1997-98.

A mid-season trade changed the look of the team's future, as center Dikembe Mutombo was traded to the Philadelphia 76ers for three talents – Theo Ratliff, Toni Kukoc and Nazr Mohammed.

Ratliff was named the Eastern Conference's starting center in the 2001 NBA All-Star Game, but was unable to play due to a fractured wrist. That injury also pushed his Hawks debut back to the 2001-02 season.

Three-time NBA champ Kukoc and the unheralded Mohammed both made major contributions, with Mohammed playing so well he was re-signed in the offseason.

The draft day acquisition of the Grizzlies' Shareef-Abdur Rahim provided a tremendous amount of buzz around the league, as the experienced, yet young 2000 U.S. Olympian will now lead his hometown team.

Injuries became a major story of 2001-02, as the Hawks lost an NBA-high 319 games due to injury/ill-





## THE HISTORY OF THE HAWKS, CONT.

ness. While there were some terrific individual performances — Shareef Abdur-Rahim’s All-Star appearance, 50-point game and all-around consistent play - the loss of Theo Ratliff for 79 of the season’s 82 games proved too much to overcome in a 33-49 campaign.

Jason Terry also shined, averaging 19.3 ppg (his second straight season over 19 ppg), while the exciting DerMarr Johnson showed significant development over his rookie season.

The Hawks delivered a solid performance over the second half of the season, going 17-16 following the All-Star break (after a 16-33 first half).

Ira Newble, signed in mid-January, brought a toughness and defensive presence to the club, starting 35 of 42 games in which he played.

The summer of 2002 saw another draft night trade, as the Hawks acquired Gonzaga point guard Dan Dickau from the Sacramento Kings in exchange for a future first round pick. In the second round, Atlanta selected Australian David Andersen (37th overall).

An early August trade added All-Star forward Glenn Robinson to the Hawks roster, bringing one of the league’s best mid-range shooters and scorers to the Atlanta roster.

There were very high expectations entering the 2002-03 season. After a 6-4 start through 10 games, the Hawks dropped 12 of 17, costing head coach Lon Kruger his job. Assistant coach Terry Stotts replaced Kruger and had a rough start as well, going 3-11.

But the Hawks showed signs of life in mid-January, and really began playing solidly following the All-Star break.

Speaking of All-Star, the 2003 classic, held at Philips Arena, was certainly a highlight for the franchise and the city, as the first-ever double overtime All-Star game ended with a 155-145 West win. Kevin Garnett (37 points) secured MVP honors in Michael Jordan’s final All-Star appearance.

Atlanta produced a 16-17 mark following the break, and posted a 6-2 mark in April. Glenn Robinson, Shareef Abdur-Rahim and Jason Terry combined to average 57.9 ppg, becoming the highest-scoring trio in the league on the season. Additionally, center Theo Ratliff returned to All-Star form in the season’s second half.

After the first part of the 2003-04 season didn’t go as planned, General Manager Billy Knight decided major changes had to be made for the franchise to move forward. His vision included adding young, versatile and athletic players, and taking no shortcuts to build a long-term winner.

Over a 10-day span in February, Knight pulled off three major trades, leaving the Hawks with massive salary cap room for the summer of 2004.

In another move that changed the shape of the franchise, the Hawks were sold to a nine-man ownership group led by businessmen Bruce Levenson and Michael Gearon on March 31, 2004.

On the court, Stephen Jackson had a breakout season, while rookies Boris Diaw and Travis Hansen showed signs of things to come.

Leading into 2004-05, the Hawks made several roster moves, including the acquisitions of veterans Al Harrington, Antoine Walker, Tony Delk, Peja Stojak and Kenny Anderson, and the return of former Hawks Kevin Willis and Jon Barry. Additionally, the team stocked up with four draft picks — Josh Childress (sixth overall), Josh Smith (17th), Donta Smith (34th) and Royal Ivey (37th).

By the time the smoke cleared, only two players remained on the roster (Chris Crawford and Boris Diaw) from the start of the previous season.

The season was a frustrating one in some ways (with a 13-69 finish), but also led to opportunities for the team’s young nucleus to get significant playing time as the season went along.

Childress and Smith especially made progress, with both earning NBA second-team All-Rookie honors after solid rookie campaigns.

The high-flying Smith captured the imagination of the entire league on All-Star Weekend in Denver, single-handedly rejuvenating the Slam Dunk Contest in the process. The 19-year-old rookie put together four devastating dunks (three earned perfect 50’s) en route to earning the title.

In the 2005-06 campaign, the young Hawks showed significant progress, both individually and team-wise. The addition of the multi-talented Joe Johnson was a huge step for the franchise, as was the drafting of Marvin Williams (2nd overall) and Salim Stoudamire (31st overall).

After a blockbuster trade to acquire him prior to the season, Johnson was everything the team expected and more, coming up with four 40+point games, the most since Dominique Wilkins’ eight in 1992-93, leading the team in several offensive categories, breaking the franchise’s single-season record for minutes played and earning a spot on the prestigious USA Senior National Team program.

Another offseason acquisition, restricted free agent signee Zaza Pachulia, proved to be a great find in

## THE HISTORY OF THE HAWKS, CONT.

the pivot. Second-year man Josh Smith came on especially strong after the All-Star break, and finished second in the NBA in total blocks. Williams and Stoudamire showed promise as well, the former improving his scoring and rebounding every month.

The club went 26-56, doubling the previous season’s win total, improving more than all but two teams in the league. With the club believed to be the youngest in NBA history (avg. age – 23), the sky seems to be the limit.

In September of 2006, the franchise (and fans around the world) celebrated the induction of legend Dominique Wilkins into the Naismith Basketball Hall of Fame, as he took his rightful place among the immortals of the sport.

The 2006-07 campaign saw continued growth of the team’s exciting young core, despite a devastating rash of injuries. Four of the team’s top seven players missed 20 or more games, and Atlanta only had six games with all top seven players healthy.

Joe Johnson stepped up as one of the elite players in the league, ranking ninth in the NBA in scoring (25.0), while earning the team’s first All-Star berth since 2002. Johnson missed the first games of his six-year career due to injury (missing 25 total), yet recorded 19 30-point games, and set a franchise record by beginning the season with seven consecutive games scoring 25 or more.

Josh Smith was outstanding as well, placing second in the league in blocks (207), in the process of becoming the youngest player in NBA history (21 years, 88 days) to reach the 500-block milestone. But his all-around game began to catch up as well, as he was one of just three men in the league to rank in the top 20 in blocks, steals and rebounds.

Still the youngest team in the NBA, Atlanta saw its win total improve for the third straight season (Hawks finished 30-52), as all five of the team’s top players (Johnson, Smith, Josh Childress, Marvin Williams and Zaza Pachulia) finished with career-high scoring numbers.

The Hawks’ patience over the last several years paid off in the 2007-08 season. After recording a 37-45 mark and reaching postseason play for the first time since 1999, Atlanta took the NBA’s top regular season team and eventual champion (Boston) to seven games, before falling 4-3 in the thrilling first round series. The home contests (all Hawks wins) in particular generated tremendous support from the Philips Arena faithful, and raised eyebrows around the NBA.

Veteran point guard Mike Bibby was added to the roster at the trade deadline, and the Hawks’ picked it up offensively in the second half of the season, playing their way into the playoff picture.

Several Hawks players pushed their games to the next level — Joe Johnson earned his second straight All-Star berth, Josh Smith again finished second in the league in blocks (and placed sixth in Defensive Player of the Year voting), Al Horford was the only unanimous selection to the NBA All-Rookie team (finishing as the runner-up for Rookie of the Year) and Josh Childress was sixth in voting for the NBA’s Sixth Man Award.

The momentum generated in the 2007-08 playoffs certainly carried over into the 2008-09 regular season, as Atlanta recorded its best (and first .500 or better) campaign in 10 years.

Sporting one of the league’s best home records (31-10), the Hawks improved their overall mark for the fourth straight year, going 47-35, finishing second in the Southeast Division and fourth in the Eastern Conference.

Joe Johnson made the All-Star game for the third straight season, and hit the 10,000 career point plateau on Jan. 31.

Atlanta reached the Eastern Conference semifinals (also for the first time since 1999), as they took out Miami, 4-3 in the first round, before falling, 4-0, to Cleveland.

The still-young team looked to continue that momentum in 2009-10.

The 2009-10 campaign was notable for many reasons, not the least of which was the Hawks recording 53 wins, a superlative 34 home victories and once again advancing to the second round of the playoffs for the second straight season.

While much of the '08-'09 team returned for '09-'10, a new face provided a major difference off the bench. Veteran Jamal Crawford, who was acquired in the summer of 2009, eagerly accepted and thrived in his substitute role, earning NBA Sixth Man of the Year honors.

Joe Johnson was named an All-Star for the fourth straight season, and took home his first berth on the All-NBA team (third team). Josh Smith was runner-up to childhood friend Dwight Howard for Defensive Player of the Year honors, and made the NBA All-Defensive second team.

Second-year big man Al Horford earned his first All-Star berth, giving Atlanta two players in the game for the first time in 12 years.

After beating Milwaukee in the first round, the Hawks ran into a hot Orlando Magic squad in round two, suffering a 4-0 sweep in the Conference Semifinals for the second consecutive year.

## THE HISTORY OF THE HAWKS, CONT.

Looking to take another step forward, the club installed longtime assistant coach Larry Drew as the club's new head coach, after 27 combined seasons in the NBA as a player and coach.

He led the club to a red-hot 6-0 start (the best by a first-year head coach in Atlanta history) and in the season's first half, the Hawks became a dangerous road team, while maintaining their home dominance. Atlanta enjoyed a 10-game home win streak, as well as a six-game road win streak, during the campaign.

After securing a playoff spot in early April, the Hawks rested most of their primary players, and finished off with a 44-38 mark, good for fifth in the East, earning a rematch with Orlando in the first round of the 2011 NBA Playoffs.

After taking the series opener in a hostile environment in Orlando, the Hawks controlled most of the games, earning a 4-2 series win, and a measure of sweet revenge from the embarrassing loss in the '10 Playoffs.

But Atlanta couldn't get past the NBA's best team during the regular season, the Chicago Bulls, in the Eastern Conference Semifinals. Tied at two games each, and holding a lead in the fourth quarter of game five, the Hawks couldn't hang on. After losing the fifth game, Atlanta came home and fell in game six.

But progress was certainly made, as the Hawks played their best basketball during the postseason.

The 2011-12 regular season was notable for several reasons. Shortened to 66-games by a work stoppage, the campaign tipped off on December 27 as the Hawks played nine games in the first 12 days of the season.

Despite a number of major injuries to key players (including the loss of All-Pro center Al Horford for the remainder of the season after just 11 games), the Hawks persevered through the sprint, ending the season taking five-of-the-last-six to finish the season at 40-26, an equivalent to a 50-win season during a regular 82-game campaign.

In fact, Atlanta finished with the fourth-best record in the East, taking home court advantage in the first round against Atlantic Division champion and longtime nemesis Boston.

After the Hawks took game one of the series, the veteran Celtics bounced back to win three-in-a-row. After Atlanta trimmed the deficit to 3-2, they went to TD Garden and nearly pulled out a game six victory to extend the season. But a series of bad breaks down the stretch cost them, and the Hawks fell to the Celtics, 4-2.

Despite not reaching the second round of the Playoffs for the first time in four years, Atlanta had a lot to be proud of -- overcoming the injuries and rugged schedule to take 40 regular season wins, and taking a tough Celtics bunch to the wire.

Entering 2012-13, the Hawks' roster had a different look than the one that finished the prior season, as veterans Joe Johnson (Brooklyn) and Marvin Williams (Utah) were dealt in the offseason. But with the returning trio of Al Horford, Josh Smith and Jeff Teague, plus a collection of outside shooting threats, Atlanta looked to make postseason for the sixth straight year.

In an excellent position for much of the year, Atlanta finished up second in the Southeast Division and sixth in the East with a 44-38 mark, setting up a first-round matchup with the physical Indiana Pacers. Trailing 2-0 after tough losses in Indy, Atlanta roared back with two solid home wins behind revved up crowds at Philips Arena. After dropping Game 5 at Indiana, Atlanta trailed late in Game 6 but fought back again, only to fall short and lose the series.

Injuries were again a story, as key rotation players Lou Williams (14.1 points per game in 39 contests before tearing his right ACL) and Zaza Pachulia (5.9 points and 6.5 rebounds in 52 games prior to suffering an Achilles injury) missed extended portions of the season, including the playoff series.

The summer of 2013 saw even more changes as Mike Budenholzer became the franchise's 12th full-time head coach.

## HAWKS RETIRED JERSEYS



Lou Hudson




Bob Pettit




Dominique Wilkins

Uniform Illustrations - Mitch Rood (Hudson/Pettit) / Jordan Shorthouse (Wilkins)

## HAWKS PRIMARY LOGOS



St. Louis Hawks pre-Atlanta



Atlanta Hawks 1969-70



Honorary Banner




Atlanta Hawks 1970-72



Atlanta Hawks 1972-1995



Atlanta Hawks Primary Mark 1995-2007



Atlanta Hawks Secondary Mark 2001-2007

On June 25, 2007, the Atlanta Hawks unveiled a new uniform and secondary logo, as well as a change to the primary logo.



Atlanta Hawks Primary Mark 2007-



Atlanta Hawks Secondary Mark 2007-



## JASON COLLIER MEMORIAL TROPHY

The Jason Collier Memorial Trophy, named after the late Hawks center who passed away on October 15, 2005, is presented annually to the individual who best exemplifies the characteristics Collier displayed off the court as a community ambassador.

**2005-06:** Josh Childress  
**2006-07:** Josh Childress  
**2007-08:** Marvin Williams  
**2008-09:** Al Horford  
**2009-10:** Josh Smith  
**2010-11:** Marvin Williams  
**2011-12:** Zaza Pachulia  
**2012-13:** Devin Harris



2012-13 Jason Collier Memorial Trophy winner Devin Harris, Bob Williams, Duane Ferrell and Harry the Hawk join the Collier family.



Jason Collier

## HAWKS INDIVIDUAL HONORS \* MVP of All-Star game

### NBA COACH OF THE YEAR

1993-94..... Lenny Wilkens  
 1985-86..... Michael Fratello  
 1977-78..... Hubie Brown  
 1967-68..... Richie Guerin  
 1962-63..... Harry Gallatin

### NBA MVP'S

1958-59..... Bob Pettit  
 1955-56..... Bob Pettit

### DEFENSIVE PLAYER OF THE YEAR

1997-98..... Dikembe Mutombo  
 1996-97..... Dikembe Mutombo

### ROOKIE OF THE YEAR

1954-55..... Bob Pettit

### ALL-SSA SELECTIONS

2010-11..... Al Horford (3rd)  
 2009-10..... Joe Johnson (3rd)  
 1997-98..... Dikembe Mutombo (3rd)  
 1992-93..... Dominique Wilkins (2nd)  
 1991-92..... Kevin Willis (3rd)  
 1990-91..... Dominique Wilkins (2nd)  
 1988-89..... Dominique Wilkins (3rd)  
 1987-88..... Dominique Wilkins (2nd)  
 1986-87..... Dominique Wilkins (2nd)  
 1985-86..... Dominique Wilkins (1st)  
 1979-80..... Dan Roundfield (2nd)  
 1972-73..... Pete Maravich (2nd)  
 1969-70..... Lou Hudson (2nd)  
 1968-69..... Bill Bridges (2nd)  
 1964-65..... Bob Pettit (2nd)  
 1963-64..... Bob Pettit (1st)  
 1962-63..... Bob Pettit (1st)  
 1961-62..... Bob Pettit (1st)  
 1960-61..... Bob Pettit (1st)  
 1959-60..... Bob Pettit (1st)  
 1958-59..... Cliff Hagan (2nd)  
 Slater Martin (2nd)  
 Bob Pettit (1st)

### ALL-DEFENSIVE SELECTIONS

2009-10..... Josh Smith (2nd)  
 1998-99..... Dikembe Mutombo (2nd)  
 1997-98..... Mookie Blaylock (2nd)  
 1996-97..... Dikembe Mutombo (1st)  
 1995-96..... Mookie Blaylock (2nd)  
 1994-95..... Mookie Blaylock (1st)  
 1993-94..... Mookie Blaylock (1st)  
 1983-84..... Wayne Rollins (1st)  
 Dan Roundfield (2nd)  
 1982-83..... Dan Roundfield (1st)  
 1981-82..... Dan Roundfield (1st)  
 1980-81..... Dan Roundfield (2nd)  
 1979-80..... Dan Roundfield (1st)  
 Eddie Johnson (2nd)  
 1978-79..... Eddie Johnson (2nd)  
 1969-70..... Joe Caldwell (2nd)  
 1968-69..... Bill Bridges (2nd)  
 1957-58..... Cliff Hagan (2nd)  
 Slater Martin (2nd)  
 Bob Pettit (1st)  
 1956-57..... Slater Martin (2nd)  
 Bob Pettit (1st)  
 1955-56..... Bob Pettit (1st)  
 1954-55..... Bob Pettit (1st)  
 1953-54..... Bob Pettit (1st)  
 1950-51..... Frank Brian (2nd)

### ALL-ROOKIE TEAM SELECTIONS

2007-08..... Al Horford (1st, unanimous selection)  
 2005-06..... Marvin Williams (2nd)  
 2004-05..... Josh Childress (2nd) and Josh Smith (2nd)  
 1999-00..... Jason Terry (2nd)  
 1991-92..... Stacey Augmon (1st)  
 1982-83..... Dominique Wilkins  
 1974-75..... John Drew  
 1973-74..... John Brown

### ALL-ROOKIE TEAM SELECTIONS, cont'd

1970-71..... Pete Maravich  
 1966-67..... Lou Hudson

### IN ALL-STAR GAMES

2012..... Joe Johnson (DNP - Injured)  
 2011..... Al Horford, Joe Johnson  
 2010..... Al Horford, Joe Johnson  
 2009..... Joe Johnson  
 2008..... Joe Johnson  
 2007..... Joe Johnson  
 2002..... Shareef Abdur-Rahim  
 2001..... Dikembe Mutombo  
 2000..... Dikembe Mutombo  
 1998..... Dikembe Mutombo  
 Steve Smith  
 1997..... Christian Laettner  
 Dikembe Mutombo  
 1994..... Dominique Wilkins  
 Mookie Blaylock  
 Lenny Wilkens (Coach)  
 1993..... Dominique Wilkins  
 1992..... Dominique Wilkins  
 Kevin Willis  
 1991..... Dominique Wilkins  
 1990..... Dominique Wilkins  
 1989..... Dominique Wilkins  
 Moses Malone  
 1988..... Dominique Wilkins, Glenn Rivers  
 Michael Fratello (Coach)  
 1987..... Dominique Wilkins  
 1986..... Dominique Wilkins  
 1982..... Dan Roundfield  
 1981..... Dan Roundfield, Eddie Johnson  
 1980..... John Drew, Eddie Johnson  
 Dan Roundfield  
 1976..... John Drew  
 1974..... Lou Hudson, Pete Maravich  
 1973..... Lou Hudson, Pete Maravich  
 1972..... Lou Hudson  
 1971..... Lou Hudson  
 1970..... Bill Bridges, Joe Caldwell  
 Lou Hudson  
 1969..... Joe Caldwell, Lou Hudson  
 1968..... Zelmo Beaty  
 Lenny Wilkens, Bill Bridges  
 1967..... Lenny Wilkens, Bill Bridges  
 1966..... Zelmo Beaty  
 1965..... Bob Pettit, Lenny Wilkens  
 1964..... Bob Pettit, Lenny Wilkens  
 1963..... Bob Pettit, Lenny Wilkens  
 1962..... \* Bob Pettit, Cliff Hagan  
 1961..... Bob Pettit, Cliff Hagan  
 Clyde Lovellette  
 1960..... Bob Pettit, Cliff Hagan  
 Clyde Lovellette  
 1959..... \*Bob Pettit, Cliff Hagan  
 Slater Martin  
 1958..... \*Bob Pettit, Cliff Hagan  
 Slater Martin  
 1957..... Bob Pettit, Slater Martin  
 Ed Macauley  
 1956..... \*Bob Pettit, Bob Harrison  
 1955..... Bob Pettit, Frank Selvy  
 1954..... Mel Hutchins, Don Sunderlage  
 1953..... Mel Hutchins  
 1952..... Dike Eddleman  
 1951..... Dike Eddleman

### IN ALL-STAR WEEKEND EVENTS

#### SLAM DUNK COMPETITION

1984 - Dominique Wilkins  
 1985 - Dominique Wilkins (winner)  
 1986 - Dominique Wilkins and Spud Webb (winner)  
 1988 - Dominique Wilkins  
 1989 - Spud Webb  
 1990 - Dominique Wilkins (winner) and Kenny Smith  
 1992 - Stacey Augmon  
 2005 - Josh Smith (winner)  
 2006 - Josh Smith

#### ROOKIE-SOPHOMORE GAME

1996 - Alan Henderson  
 2001 - Jason Terry  
 2005 - Josh Smith  
 2008 - Al Horford  
 2009 - Al Horford

#### THREE-POINT SHOOTOUT

2009 - Mike Bibby



## HAWKS NBA WEEKLY/MONTHLY HONORS

### NBA PLAYER OF THE WEEK

Week Ending	Player
12/16/79	Dan Roundfield
12/14/80	Dan Roundfield
11/22/81	Dan Roundfield
2/21/82	Eddie Johnson
4/17/83	Mike Glenn
12/25/83	Dan Roundfield
4/15/84	Dominique Wilkins
2/3/85	Dominique Wilkins
12/29/85	Dominique Wilkins
4/13/86	Dominique Wilkins
12/14/86	Dominique Wilkins
12/27/87	Dominique Wilkins
1/17/88	Dominique Wilkins
2/14/89	Dominique Wilkins
1/6/91	Dominique Wilkins
11/24/91	Kevin Willis
3/27/94	Kevin Willis
12/1/96	Dikembe Mutombo
11/9/97	Dikembe Mutombo
1/11/99	Steve Smith
1/30/99	Dikembe Mutombo
1/31/00	Dikembe Mutombo

### EASTERN CONFERENCE PLAYER OF THE WEEK

Week Ending	Player
11/25/01	Shareef Abdur-Rahim
11/3/02	Glenn Robinson
12/19/05	Joe Johnson
11/12/06	Joe Johnson
12/9/07	Josh Smith
12/23/07	Joe Johnson
4/8/08	Joe Johnson
11/9/09	Joe Johnson
3/26/12	Joe Johnson
11/26/12	Al Horford
12/10/12	Josh Smith

### NBA PLAYER OF THE MONTH

Month	Player
January, 1986	Dominique Wilkins
February, 1991	Dominique Wilkins
February, 1993	Dominique Wilkins

### EASTERN CONFERENCE PLAYER OF THE MONTH

Month	Player
March, 2008	Joe Johnson

### NBA COACH OF THE MONTH

Month	Coach
January, 1986	Mike Fratello
December, 1990	Bob Weiss
March, 1993	Bob Weiss
November, 1997	Lenny Wilkens

### EASTERN CONFERENCE COACH OF THE MONTH

Month	Coach
December, 2012	Larry Drew



Dan Roundfield

HAWKS.COM

PLAYOFFS

32 MIKE SCOTT

ATL





# ALL-TIME PLAYOFF RESULTS

Year	First Round	Quarter-Finals	Semi-Finals	Finals	Totals		
1950	—	—	Anderson	1-2	—	1-2	
1956	@ Minneapolis 0-1	Minneapolis 2-1	Anderson	—	—	4-5	
1957	* Ft. Wayne 1-0 * Minneapolis 1-0	—	Ft. Wayne Minneapolis	3-0	Boston	3-4	
1958	—	—	Detroit	4-1	Boston	4-2	8-4
1959	—	—	Minneapolis	2-4	—	8-3	
1960	—	—	Minneapolis	4-3	Boston	3-4	7-7
1961	—	—	Los Angeles	4-3	Boston	1-4	5-7
1963	—	Detroit	3-1	Los Angeles	3-4	—	6-5
1964	—	Los Angeles	3-2	San Francisco	3-4	—	6-6
1965	—	Baltimore	1-3	—	—	—	1-3
1966	—	Baltimore	3-0	Los Angeles	3-4	—	6-4
1967	—	Chicago	3-0	San Francisco	2-4	—	5-4
1968	—	San Francisco	2-4	—	—	—	2-4
1969	—	San Diego	4-2	Los Angeles	1-4	—	5-6
1970	—	Chicago	4-1	Los Angeles	0-4	—	4-5
1971	—	New York	1-4	—	—	—	1-4
1972	—	Boston	2-4	—	—	—	2-4
1973	—	Boston	2-4	—	—	—	2-4
1978	Washington 0-2	—	—	—	—	—	0-2
1979	Houston 2-0	Washington	3-4	—	—	—	5-4
1980	—	Philadelphia	1-4	—	—	—	1-4
1982	Philadelphia 0-2	—	—	—	—	—	0-2
1983	Boston 1-2	—	—	—	—	—	1-2
1984	Milwaukee 2-3	—	—	—	—	—	2-3
1986	Detroit 3-1	Boston	1-4	—	—	—	4-5
1987	Indiana 3-1	Detroit	1-4	—	—	—	4-5
1988	Milwaukee 3-2	Boston	3-4	—	—	—	6-6
1989	Milwaukee 2-3	—	—	—	—	—	2-3
1991	Detroit 2-3	—	—	—	—	—	2-3
1993	Chicago 0-3	—	—	—	—	—	0-3
1994	Miami 3-2	Indiana	2-4	—	—	—	5-6
1995	Indiana 0-3	—	—	—	—	—	0-3
1996	Indiana 3-2	—	—	—	—	—	4-6
1987	Detroit 3-2	Orlando	1-4	—	—	—	4-6
1998	Charlotte 1-3	Chicago	1-4	—	—	—	4-6
1999	Detroit 3-2	New York	0-4	—	—	—	1-3
2008	Boston 3-4	—	—	—	—	—	3-4
2009	Miami 4-3	Cleveland	0-4	—	—	—	4-7
2010	Milwaukee 4-3	Orlando	0-4	—	—	—	4-7
2011	Orlando 4-2	Chicago	2-4	—	—	—	6-6
2012	Boston 2-4	—	—	—	—	—	2-4
2013	Indiana 2-4	—	—	—	—	—	2-4
<b>TOTALS</b>	<b>52-57</b>	<b>45-74</b>	<b>32-40</b>	<b>11-14</b>	<b>140-185</b>		

@ Western Division: 2nd Place Game \* Western Division tiebreakers

# HAWKS PLAYOFF SCORES

## TRI - CITIES HAWKS (1 - 2)

1949-50 (1-2)  
Western Division Semifinals (1-2)  
March 21 ..... L ..... Tri-Cities 77 at Anderson 89 (-12)  
March 23 ..... W ..... Anderson 75 at Tri-Cities 76 (+1)  
March 24 ..... L ..... Tri-Cities 71 at Anderson 94 (-23)

## ST. LOUIS HAWKS (60 - 56)

1955-56 (4-5)  
March 16 (Western Div. Second Place Game) Mpls 103 at St. Louis 97 (-6)  
Western Division Semifinals (2-1)  
March 17 ..... W ..... Minneapolis 115 at St. Louis 116 (+1)  
March 19 ..... L ..... St. Louis 75 at Minneapolis 133 (-58)  
March 21 ..... W ..... St. Louis 116 at Minneapolis 115 (+1)  
Western Division Finals (2-3)  
March 22 ..... W ..... St. Louis 86 at Ft. Wayne 85 (+1)  
March 24 ..... W ..... Ft. Wayne 74 at St. Louis 84 (+10)  
March 25 ..... L ..... St. Louis 84 at Ft. Wayne 107 (-23)  
March 27 ..... L ..... Ft. Wayne 93 at St. Louis 84 (-9)  
March 29 ..... L ..... St. Louis 97 at Ft. Wayne 102 (-5)  
1956-57 (8-4)  
Western Division Tiebreaker (2-0)  
March 14 ..... W ..... Ft. Wayne 103 at St. Louis 115 (+12)  
March 16 ..... W ..... Minneapolis 111 at St. Louis 114 (+3)  
Western Division Finals (3-0)  
March 21 ..... W ..... Minneapolis 109 at St. Louis 118 (+9)  
March 24 ..... W ..... Minneapolis 104 at St. Louis 106 (+2)  
March 25 ..... W ..... St. Louis 143 at Minneapolis 135 (+8)

World Championship Series (3-4)  
March 30 ..... W ..... St. Louis 125 at Boston 123 (+2)  
March 31 ..... L ..... St. Louis 99 at Boston 119 (-20)  
April 6 ..... W ..... Boston 98 at St. Louis 100 (+2)  
April 7 ..... L ..... Boston 123 at St. Louis 118 (-5)  
April 9 ..... L ..... St. Louis 109 at Boston 124 (-15)  
April 11 ..... W ..... Boston 94 at St. Louis 96 (+2)  
April 13 ..... L ..... St. Louis 123 at Boston 125 (-2)  
1957-58 (8-3)  
Western Division Finals (4-1)  
March 19 ..... W ..... Detroit 111 at St. Louis 114 (+3)  
March 22 ..... W ..... St. Louis 99 at Detroit 96 (+3)  
March 23 ..... L ..... Detroit 109 at St. Louis 89 (-20)  
March 25 ..... W ..... St. Louis 145 at Detroit 101 (-44)  
March 27 ..... W ..... Detroit 96 at St. Louis 120 (+24)  
World Championship Series (4-2)  
March 29 ..... W ..... St. Louis 104 at Boston 102 (+2)  
March 30 ..... L ..... St. Louis 112 at Boston 136 (-24)  
April 2 ..... W ..... Boston 108 at St. Louis 111 (+3)  
April 5 ..... L ..... Boston 109 at St. Louis 98 (-11)  
April 9 ..... W ..... St. Louis 102 at Boston 100 (+2)  
April 12 ..... W ..... Boston 109 at St. Louis 110 (+1)  
1958-59 (2-4)  
Western Division Finals (2-4)  
March 21 ..... W ..... Minneapolis 90 at St. Louis 124 (+34)  
March 22 ..... L ..... St. Louis 98 at Minneapolis 106 (-8)  
March 24 ..... W ..... Minneapolis 97 at St. Louis 127 (+30)  
March 26 ..... L ..... St. Louis 98 at Minneapolis 108 (-10)  
March 28 ..... L ..... Minneapolis 98 at St. Louis 97 (-1)  
March 29 ..... L ..... St. Louis 104 at Minneapolis 106 (-2)

# HAWKS PLAYOFF SCORES, CONT.

1959-60 (7-7)  
Western Division Finals (4-3)  
March 16 ..... W ..... Minneapolis 99 at St. Louis 112 (+13)  
March 17 ..... L ..... Minneapolis 120 at St. Louis 113 (-7)  
March 19 ..... W ..... St. Louis 93 at Minneapolis 89 (+4)  
March 20 ..... L ..... St. Louis 101 at Minneapolis 103 (-2)  
March 22 ..... L ..... Minneapolis 117 at St. Louis 110 (-7)  
March 24 ..... W ..... St. Louis 117 at Minneapolis 96 (+21)  
March 26 ..... W ..... Minneapolis 86 at St. Louis 97 (+11)  
World Championship Series (3-4)  
March 27 ..... L ..... St. Louis 122 at Boston 140 (-18)  
March 29 ..... W ..... St. Louis 113 at Boston 103 (+10)  
April 2 ..... L ..... Boston 102 at St. Louis 86 (-16)  
April 3 ..... W ..... Boston 96 at St. Louis 106 (+10)  
April 5 ..... L ..... St. Louis 102 at Boston 127 (-25)  
April 7 ..... W ..... Boston 102 at St. Louis 105 (+3)  
April 9 ..... L ..... St. Louis 103 at Boston 122 (-19)  
1960-61 (5-7)  
Western Division Finals (4-3)  
March 21 ..... L ..... Los Angeles 122 at St. Louis 118 (-4)  
March 22 ..... W ..... Los Angeles 106 at St. Louis 121 (+15)  
March 24 ..... L ..... St. Louis 112 at Los Angeles 118 (-6)  
March 25 ..... W ..... St. Louis 118 at Los Angeles 117 (+1)  
March 27 ..... L ..... Los Angeles 121 at St. Louis 112 (-9)  
March 29 ..... W ..... St. Louis 114 at Los Angeles 113 (+1)  
April 1 ..... W ..... Los Angeles 103 at St. Louis 105 (+2)  
World Championship Series (1-4)  
April 2 ..... L ..... St. Louis 95 at Boston 129 (-34)  
April 5 ..... L ..... St. Louis 108 at Boston 116 (-8)  
April 8 ..... W ..... Boston 120 at St. Louis 124 (+4)  
April 9 ..... L ..... Boston 119 at St. Louis 104 (-15)  
April 11 ..... L ..... St. Louis 112 at Boston 121 (-9)  
1962-63 (6-5)  
Western Division Semifinals (3-1)  
March 20 ..... W ..... Detroit 99 at St. Louis 118 (+19)  
March 22 ..... W ..... Detroit 108 at St. Louis 122 (+14)  
March 24 ..... L ..... St. Louis 103 at Detroit 107 (-4)  
March 26 ..... W ..... St. Louis 104 at Detroit 100 (+4)  
Western Division Finals (3-4)  
March 31 ..... L ..... St. Louis 104 at Los Angeles 112 (-8)  
April 2 ..... L ..... St. Louis 99 at Los Angeles 101 (-2)  
April 4 ..... W ..... Los Angeles 112 at St. Louis 125 (+13)  
April 6 ..... W ..... Los Angeles 114 at St. Louis 124 (+10)  
April 7 ..... L ..... St. Louis 100 at Los Angeles 123 (-23)  
April 9 ..... W ..... Los Angeles 113 at St. Louis 121 (+8)  
April 11 ..... L ..... St. Louis 100 at Los Angeles 115 (-15)  
1963-64 (6-6)  
Western Division Semifinals (3-2)  
March 21 ..... W ..... Los Angeles 104 at St. Louis 115 (+11)  
March 22 ..... W ..... Los Angeles 90 at St. Louis 106 (+16)  
March 25 ..... L ..... St. Louis 105 at Los Angeles 107 (-2)  
March 28 ..... L ..... St. Louis 88 at Los Angeles 97 (-9)  
March 30 ..... W ..... Los Angeles 108 at St. Louis 121 (+13)  
Western Division Finals (3-4)  
April 1 ..... W ..... St. Louis 116 at San Francisco 111 (+5)  
April 3 ..... L ..... St. Louis 85 at San Francisco 120 (-35)  
April 5 ..... W ..... San Francisco 109 at St. Louis 113 (+4)  
April 8 ..... L ..... San Francisco 111 at St. Louis 109 (-2)  
April 10 ..... L ..... St. Louis 97 at San Francisco 121 (-24)  
April 12 ..... W ..... San Francisco 95 at St. Louis 123 (+28)  
April 16 ..... L ..... St. Louis 95 at San Francisco 105 (-10)  
1964-65 (1-3)  
Western Division Semifinals (1-3)  
March 24 ..... L ..... Baltimore 108 at St. Louis 105 (-3)  
March 26 ..... W ..... Baltimore 105 at St. Louis 129 (+24)  
March 27 ..... L ..... St. Louis 99 at Baltimore 131 (-32)  
March 30 ..... L ..... St. Louis 103 at Baltimore 109 (-6)  
1965-66 (6-4)  
Western Division Semifinals (3-0)  
March 24 ..... W ..... St. Louis 113 at Baltimore 111 (+2)  
March 27 ..... W ..... St. Louis 105 at Baltimore 100 (+9)  
March 30 ..... W ..... Baltimore 112 at St. Louis 121 (+9)

Western Division Finals (3-4)  
April 1 ..... L ..... St. Louis 106 at Los Angeles 129 (-23)  
April 3 ..... L ..... St. Louis 116 at Los Angeles 125 (-9)  
April 6 ..... W ..... Los Angeles 113 at St. Louis 120 (+7)  
April 9 ..... L ..... Los Angeles 107 at St. Louis 95 (-12)  
April 10 ..... W ..... St. Louis 112 at Los Angeles 100 (-14)  
April 13 ..... W ..... Los Angeles 127 at St. Louis 131 (+4)  
April 15 ..... L ..... St. Louis 121 at Los Angeles 130 (-9)  
1966-67 (5-4)  
Western Division Semifinals (3-0)  
March 21 ..... W ..... Chicago 100 at St. Louis 114 (+14)  
March 23 ..... W ..... St. Louis 113 at Chicago 107 (+6)  
March 25 ..... W ..... Chicago 106 at St. Louis 119 (+13)  
Western Division Finals (2-4)  
March 30 ..... L ..... St. Louis 115 at San Francisco 117 (-2)  
April 1 ..... L ..... St. Louis 136 at San Francisco 143 (-7)  
April 5 ..... W ..... San Francisco 109 at St. Louis 115 (+6)  
April 8 ..... W ..... San Francisco 104 at St. Louis 109 (+5)  
April 10 ..... L ..... St. Louis 102 at San Francisco 123 (-21)  
April 12 ..... L ..... San Francisco 112 at St. Louis 107 (-5)  
1967-68 (2-4)  
Western Division Semifinals (2-4)  
March 22 ..... L ..... San Francisco 111 at St. Louis 106 (-5)  
March 23 ..... W ..... San Francisco 103 at St. Louis 111 (+8)  
March 26 ..... L ..... St. Louis 109 at San Francisco 124 (-15)  
March 29 ..... L ..... St. Louis 107 at San Francisco 108 (-1)  
March 31 ..... W ..... San Francisco 103 at St. Louis 129 (+26)  
April 2 ..... L ..... St. Louis 106 at San Francisco 111 (-5)

# ATLANTA HAWKS (77 - 123)

1968-69 (5-6)  
Western Division Semifinals (4-2)  
March 27 ..... W ..... San Diego 98 at Atlanta 107 (+9)  
March 29 ..... W ..... San Diego 114 at Atlanta 116 (+2)  
April 1 ..... L ..... Atlanta 97 at San Diego 104 (-7)  
April 4 ..... L ..... Atlanta 112 at San Diego 114 (-2)  
April 6 ..... W ..... San Diego 101 at Atlanta 112 (+11)  
April 7 ..... W ..... Atlanta 108 at San Diego 106 (+2)  
Western Division Finals (1-4)  
April 11 ..... L ..... Atlanta 93 at Los Angeles 95 (-2)  
April 13 ..... L ..... Atlanta 102 at Los Angeles 104 (-2)  
April 15 ..... W ..... Los Angeles 80 at Atlanta 99 (+19)  
April 17 ..... L ..... Los Angeles 100 at Atlanta 85 (-15)  
April 20 ..... L ..... Atlanta 96 at Los Angeles 104 (-8)  
1969-70 (4-5)  
Western Division Semifinals (4-1)  
March 24 ..... W ..... Chicago 111 at Atlanta 129 (+18)  
March 28 ..... W ..... Chicago 104 at Atlanta 124 (+20)  
March 31 ..... W ..... Atlanta 106 at Chicago 101 (+5)  
April 3 ..... L ..... Atlanta 120 at Chicago 131 (-11)  
April 5 ..... W ..... Chicago 107 at Atlanta 113 (+6)  
Western Division Finals (0-4)  
April 12 ..... L ..... Los Angeles 119 at Atlanta 115 (-4)  
April 14 ..... L ..... Los Angeles 105 at Atlanta 94 (-11)  
April 16 ..... L ..... Atlanta 114 at Los Angeles 115 (-1)  
April 19 ..... L ..... Atlanta 114 at Los Angeles 133 (-19)  
1970-71 (1-4)  
Eastern Conference Semifinals (1-4)  
March 25 ..... L ..... Atlanta 101 at New York 112 (-11)  
March 27 ..... W ..... Atlanta 113 at New York 104 (+9)  
March 28 ..... L ..... New York 110 at Atlanta 95 (-15)  
March 30 ..... L ..... New York 113 at Atlanta 107 (-6)  
April 1 ..... L ..... Atlanta 107 at New York 111 (-4)  
1971-72 (2-4)  
Eastern Conference Semifinals (2-4)  
March 29 ..... L ..... Atlanta 108 at Boston 126 (-18)  
March 31 ..... W ..... Boston 104 at Atlanta 113 (+9)  
April 2 ..... L ..... Atlanta 113 at Boston 136 (-23)  
April 4 ..... W ..... Boston 110 at Atlanta 112 (+2)  
April 7 ..... W ..... Atlanta 114 at Boston 124 (-10)  
April 9 ..... L ..... Boston 127 at Atlanta 118 (-9)

PLAYOFFS

PLAYOFFS



### HAWKS PLAYOFF SCORES, CONT.

**1972-73 (2-4)**  
**Eastern Conference Semifinals (2-4)**  
 April 7 ..... L ..... Atlanta 109 at Boston 134 (-25)  
 April 9 ..... W ..... Boston 126 at Atlanta 113 (-13)  
 April 6 ..... W ..... Atlanta 118 at Boston 105 (+13)  
 April 8 ..... W ..... Boston 94 at Atlanta 97 (+3)  
 April 11 ..... L ..... Atlanta 101 at Boston 108 (-7)  
 April 13 ..... L ..... Boston 121 at Atlanta 103 (-18)

**1977-78 (0-2)**  
**Eastern Conference First Round (0-2)**  
 April 12 ..... L ..... Atlanta 94 at Washington 103 (-9)  
 April 14 ..... L ..... Washington 107 at Atlanta 103 (-4)

**1978-79 (5-4)**  
**Eastern Conference First Round (2-0)**  
 April 11 ..... W ..... Atlanta 109 at Houston 106 (+3)  
 April 13 ..... W ..... Houston 91 at Atlanta 100 (+9)

**Eastern Conference Semifinals (3-4)**  
 April 15 ..... L ..... Atlanta 89 at Washington 103 (-14)  
 April 17 ..... W ..... Atlanta 107 at Washington 99 (+8)  
 April 20 ..... L ..... Washington 89 at Atlanta 77 (-12)  
 April 22 ..... L ..... Washington 120 at Atlanta 118 (-2)  
 April 24 ..... W ..... Atlanta 107 at Washington 103 (+4)  
 April 26 ..... W ..... Washington 86 at Atlanta 104 (+18)  
 April 29 ..... L ..... Atlanta 94 at Washington 100 (-6)

**1979-80 (1-4)**  
**Eastern Conference Semifinals (1-4)**  
 April 6 ..... L ..... Atlanta 104 at Philadelphia 107 (-3)  
 April 9 ..... L ..... Atlanta 92 at Philadelphia 99 (-7)  
 April 10 ..... W ..... Philadelphia 93 at Atlanta 105 (+12)  
 April 13 ..... L ..... Philadelphia 107 at Atlanta 83 (-24)  
 April 15 ..... L ..... Atlanta 100 at Philadelphia 105 (-5)

**1981-82 (0-2)**  
**Eastern Conference First Round (0-2)**  
 April 21 ..... L ..... Atlanta 76 at Philadelphia 111 (-35)  
 April 23 ..... L ..... Philadelphia 98 at Atlanta 95 (-3)

**1982-83 (1-2)**  
**Eastern Conference First Round (1-2)**  
 April 19 ..... L ..... Atlanta 95 at Boston 103 (-8)  
 April 22 ..... W ..... Boston 93 at Atlanta 95 (+2)  
 April 24 ..... L ..... Atlanta 79 at Boston 98 (-19)

**1983-84 (2-3)**  
**Eastern Conference First Round (2-3)**  
 April 17 ..... L ..... Atlanta 89 at Milwaukee 105 (-16)  
 April 19 ..... L ..... Atlanta 87 at Milwaukee 101 (-14)  
 April 21 ..... W ..... Milwaukee 84 at Atlanta 103 (+9)  
 April 24 ..... W ..... Milwaukee 97 at Atlanta 100 (+3)  
 April 26 ..... L ..... Atlanta 89 at Milwaukee 118 (-29)

**1985-86 (4-5)**  
**Eastern Conference First Round (3-1)**  
 April 17 ..... W ..... Detroit 122 at Atlanta 140 (+18)  
 April 19 ..... W ..... Detroit 125 at Atlanta 137 (+12)  
 April 22 ..... L ..... Atlanta 97 at Detroit 106 (-9)  
 April 25 ..... W ..... Atlanta 114 at Detroit 113 (+1)

**Eastern Conference Semifinals (1-4)**  
 April 27 ..... L ..... Atlanta 91 at Boston 103 (-12)  
 April 29 ..... L ..... Atlanta 108 at Boston 119 (-11)  
 May 2 ..... L ..... Boston 111 at Atlanta 107 (-4)  
 May 4 ..... W ..... Boston 94 at Atlanta 106 (+12)  
 May 6 ..... L ..... Atlanta 99 at Boston 132 (-33)

**1986-87 (4-5)**  
**Eastern Conference First Round (3-1)**  
 April 24 ..... W ..... Indiana 94 at Atlanta 110 (+16)  
 April 26 ..... W ..... Indiana 93 at Atlanta 94 (+1)  
 April 29 ..... L ..... Atlanta 87 at Indiana 96 (-9)  
 May 1 ..... W ..... Atlanta 101 at Indiana 97 (+4)

**Eastern Conference Semifinals (1-4)**  
 May 3 ..... L ..... Detroit 112 at Atlanta 111 (-1)  
 May 5 ..... W ..... Detroit 102 at Atlanta 115 (+13)  
 May 8 ..... L ..... Atlanta 93 at Detroit 108 (-9)  
 May 10 ..... L ..... Atlanta 88 at Detroit 89 (-1)  
 May 13 ..... L ..... Detroit 101 at Atlanta 96 (-5)

**1987-88 (6-6)**  
**Eastern Conference First Round (3-2)**  
 April 29 ..... W ..... Milwaukee 107 at Atlanta 110 (+3)  
 May 1 ..... W ..... Milwaukee 97 at Atlanta 104 (+7)  
 May 4 ..... L ..... Atlanta 115 at Milwaukee 123 (-8)  
 May 6 ..... L ..... Atlanta 99 at Milwaukee 105 (-6)  
 May 8 ..... W ..... Milwaukee 111 at Atlanta 121 (+10)

**Eastern Conference Semifinals (3-4)**  
 May 11 ..... L ..... Atlanta 101 at Boston 110 (-9)  
 May 13 ..... L ..... Atlanta 97 at Boston 108 (-11)  
 May 15 ..... W ..... Boston 92 at Atlanta 110 (+18)  
 May 16 ..... W ..... Boston 109 at Atlanta 118 (+9)  
 May 20 ..... L ..... Atlanta 112 at Boston 104 (+8)  
 May 20 ..... L ..... Boston 102 at Atlanta 100 (-2)  
 May 22 ..... L ..... Atlanta 116 at Boston 118 (-2)

**1988-89 (2-3)**  
**Eastern Conference First Round (2-3)**  
 April 27 ..... W ..... Milwaukee 92 at Atlanta 100 (+8)  
 April 29 ..... L ..... Milwaukee 108 at Atlanta 98 (-10)  
 May 2 ..... L ..... Atlanta 113 at Milwaukee 117 (-4)  
 May 5 ..... W ..... Atlanta 113 at Milwaukee 106 (+7)  
 May 7 ..... L ..... Milwaukee 96 at Atlanta 92 (-4)

**1990-91 (2-3)**  
**Eastern Conference First Round (2-3)**  
 April 26 ..... W ..... Atlanta 103 at Detroit 98 (+5)  
 April 28 ..... L ..... Atlanta 88 at Detroit 101 (-13)  
 April 30 ..... L ..... Detroit 103 at Atlanta 91 (-12)  
 May 2 ..... W ..... Detroit 111 at Atlanta 123 (+12)  
 May 5 ..... L ..... Atlanta 81 at Detroit 113 (-32)

**1992-93 (0-3)**  
**Eastern Conference First Round (0-3)**  
 April 30 ..... L ..... Atlanta 90 at Chicago 114 (-24)  
 May 2 ..... L ..... Atlanta 102 at Chicago 117 (-15)  
 May 4 ..... L ..... Chicago 98 at Atlanta 88 (-10)

**1993-94 (5-6)**  
**Eastern Conference First Round (3-2)**  
 April 28 ..... L ..... Miami 93 at Atlanta 88 (-5)  
 April 30 ..... W ..... Miami 86 at Atlanta 104 (+18)  
 May 3 ..... L ..... Atlanta 86 at Miami 90 (-4)  
 May 5 ..... W ..... Atlanta 103 at Miami 89 (+14)  
 May 8 ..... W ..... Miami 91 at Atlanta 102 (+11)

**Eastern Conference Second Round (2-4)**  
 May 10 ..... L ..... Indiana 96 at Atlanta 85 (-11)  
 May 12 ..... W ..... Indiana 69 at Atlanta 92 (+23)  
 May 14 ..... L ..... Atlanta 81 at Indiana 101 (-20)  
 May 15 ..... L ..... Atlanta 86 at Indiana 102 (-16)  
 May 17 ..... W ..... Indiana 76 at Atlanta 88 (+12)  
 May 19 ..... L ..... Atlanta 79 at Indiana 98 (-19)

**1994-95 (0-3)**  
**Eastern Conference First Round (0-3)**  
 April 27 ..... L ..... Atlanta 82 at Indiana 90 (-8)  
 April 29 ..... L ..... Atlanta 87 at Indiana 98 (-9)  
 May 2 ..... L ..... Indiana 105 at Atlanta 89 (-16)

**1995-96 (4-6)**  
**Eastern Conference First Round (3-2)**  
 April 25 ..... W ..... Atlanta 92 at Indiana 80 (+12)  
 April 27 ..... L ..... Atlanta 94 at Indiana 102 (ot) (-9)  
 April 29 ..... W ..... Indiana 83 at Atlanta 90 (+7)  
 May 2 ..... L ..... Indiana 83 at Atlanta 75 (-8)  
 May 5 ..... W ..... Atlanta 89 at Indiana 87 (+2)

**Eastern Conference Second Round (1-4)**  
 May 8 ..... L ..... Atlanta 105 at Orlando 117 (-12)  
 May 10 ..... L ..... Atlanta 94 at Orlando 120 (-26)  
 May 12 ..... L ..... Orlando 103 at Atlanta 96 (-7)  
 May 13 ..... W ..... Orlando 98 at Atlanta 104 (+5)  
 May 15 ..... L ..... Atlanta 89 at Orlando 96 (-8)

**1996-97 (4-6)**  
**Eastern Conference First Round (3-2)**  
 April 25 ..... W ..... Detroit 75 at Atlanta 89 (+14)  
 April 27 ..... L ..... Detroit 93 at Atlanta 80 (-13)  
 April 29 ..... L ..... Atlanta 91 at Detroit 94 (-8)  
 May 2 ..... W ..... Atlanta 94 at Detroit 82 (+12)  
 May 4 ..... W ..... Detroit 79 at Atlanta 84 (+5)

**Eastern Conference Second Round (1-4)**  
 May 6 ..... L ..... Atlanta 97 at Chicago 100 (-3)  
 May 8 ..... W ..... Atlanta 103 at Chicago 95 (+8)  
 May 10 ..... L ..... Chicago 100 at Atlanta 80 (-20)  
 May 11 ..... L ..... Chicago 89 at Atlanta 80 (-9)  
 May 13 ..... L ..... Atlanta 92 at Chicago 107 (-15)

**1997-98 (1-3)**  
**Eastern Conference First Round (1-3)**  
 April 23 ..... L ..... Atlanta 87 at Charlotte 97 (-10)  
 April 25 ..... L ..... Atlanta 85 at Charlotte 92 (-7)  
 April 28 ..... W ..... Charlotte 64 at Atlanta 96 (+32)  
 May 1 ..... L ..... Charlotte 91 at Atlanta 82 (-9)

**1998-99 (3-6)**  
**Eastern Conference First Round (3-2)**  
 May 8 ..... W ..... Detroit 70 at Atlanta 90 (+20)  
 May 10 ..... W ..... Detroit 63 at Atlanta 89 (+20)  
 May 12 ..... L ..... Atlanta 83 at Detroit 79 (-16)  
 May 14 ..... L ..... Atlanta 82 at Detroit 103 (-21)  
 May 16 ..... W ..... Detroit 75 at Atlanta 87 (+12)

**Eastern Conference Second Round (0-4)**  
 May 18 ..... L ..... New York 100 at Atlanta 92 (-8)  
 May 20 ..... L ..... New York 77 at Atlanta 70 (-7)  
 May 23 ..... L ..... Atlanta 78 at New York 90 (-12)  
 May 24 ..... L ..... Atlanta 66 at New York 79 (-13)

**2007-08 (3-4)**  
**Eastern Conference First Round (3-4)**  
 April 20 ..... L ..... Atlanta 81 at Boston 104 (-23)  
 April 23 ..... L ..... Atlanta 77 at Boston 96 (-19)  
 April 26 ..... W ..... Boston 93 at Atlanta 102 (+9)  
 April 28 ..... W ..... Boston 92 at Atlanta 97 (+5)  
 April 30 ..... L ..... Atlanta 85 at Boston 110 (-25)  
 May 2 ..... W ..... Boston 100 at Atlanta 103 (+3)  
 May 4 ..... L ..... Atlanta 65 at Boston 99 (-34)

### HAWKS PLAYOFF SCORES, CONT.

**2008-09 (4-7)**  
**Eastern Conference First Round (4-3)**  
 April 19 ..... W ..... Miami 64 at Atlanta 90 (+26)  
 April 22 ..... L ..... Miami 108 at Atlanta 93 (-15)  
 April 25 ..... L ..... Atlanta 78 at Miami 107 (-29)  
 April 27 ..... W ..... Atlanta 81 at Miami 71 (+10)  
 April 29 ..... W ..... Miami 91 at Atlanta 106 (+15)  
 May 1 ..... L ..... Atlanta 72 at Miami 98 (-28)  
 May 3 ..... W ..... Miami 77 at Atlanta 91 (+13)

**Eastern Conference Second Round (0-4)**  
 May 5 ..... L ..... Atlanta 72 at Cleveland 99 (-27)  
 May 7 ..... L ..... Atlanta 85 at Cleveland 105 (-20)  
 May 9 ..... L ..... Cleveland 97 at Atlanta 82 (-15)  
 May 11 ..... L ..... Cleveland 84 at Atlanta 74 (-10)

**2009-10 (4-7)**  
**Eastern Conference First Round (4-3)**  
 April 17 ..... W ..... Milwaukee 92 at Atlanta 102 (+10)  
 April 20 ..... W ..... Milwaukee 86 at Atlanta 96 (+10)  
 April 24 ..... L ..... Atlanta 89 at Milwaukee 107 (-8)  
 April 26 ..... L ..... Atlanta 104 at Milwaukee 111 (-7)  
 April 28 ..... L ..... Milwaukee 91 at Atlanta 87 (-4)  
 April 30 ..... W ..... Atlanta 83 at Milwaukee 69 (+14)  
 May 2 ..... W ..... Milwaukee 74 at Atlanta 95 (+21)

**Eastern Conference Second Round (0-4)**  
 May 4 ..... L ..... Atlanta 71 at Orlando 114 (-43)  
 May 6 ..... L ..... Orlando 98 at Atlanta 112 (-14)  
 May 8 ..... L ..... Orlando 105 at Atlanta 75 (-30)  
 May 10 ..... L ..... Orlando 98 at Atlanta 84 (-14)

**2010-11 (6-6)**  
**Eastern Conference First Round (4-2)**  
 April 16 ..... W ..... Atlanta 103 at Orlando 93 (+10)  
 April 19 ..... L ..... Atlanta 82 at Orlando 89 (-6)  
 April 22 ..... W ..... Orlando 84 at Atlanta 88 (+4)  
 April 24 ..... W ..... Orlando 85 at Atlanta 88 (+3)  
 April 26 ..... L ..... Atlanta 76 at Orlando 101 (-25)  
 April 28 ..... W ..... Orlando 81 at Atlanta 84 (+3)

**Eastern Conference Second Round (2-4)**  
 May 2 ..... W ..... Atlanta 103 at Chicago 95 (+8)  
 May 4 ..... L ..... Atlanta 73 at Chicago 86 (-13)  
 May 6 ..... L ..... Chicago 99 at Atlanta 82 (-17)  
 May 8 ..... W ..... Chicago 88 at Atlanta 100 (+12)  
 May 10 ..... L ..... Atlanta 83 at Chicago 95 (-12)  
 May 12 ..... L ..... Chicago 93 at Atlanta 73 (-20)

**2011-12 (2-4)**  
**Eastern Conference First Round (2-4)**  
 April 29 ..... W ..... Boston 74 at Atlanta 83 (-9)  
 May 1 ..... L ..... Boston 87 at Atlanta 80 (-7)  
 May 4 ..... L ..... Atlanta 84 at Boston 90 (OT) (-6)  
 May 6 ..... L ..... Atlanta 79 at Boston 101 (-22)  
 May 8 ..... W ..... Boston 86 at Atlanta 87 (+1)  
 May 10 ..... L ..... Atlanta 80 at Boston 83 (-3)

**2012-13 (2-4)**  
**Eastern Conference First Round (2-4)**  
 April 21 ..... L ..... Atlanta 90 at Indiana 107 (-17)  
 April 24 ..... L ..... Atlanta 98 at Indiana 113 (-15)  
 April 27 ..... W ..... Indiana 69 at Atlanta 90 (+21)  
 April 29 ..... L ..... Indiana 91 at Atlanta 102 (+11)  
 May 1 ..... L ..... Atlanta 83 at Indiana 106 (-23)  
 May 3 ..... L ..... Indiana 81 at Atlanta 73 (+8)

## 2013 NBA PLAYOFFS

### FIRST ROUND

#### EASTERN CONFERENCE

##### MIAMI vs. MILWAUKEE

Heat win series, 4-0

Apr. 21	Milw.	87	at	Mia.	110
Apr. 23	Milw.	86	at	Mia.	98
Apr. 25	Mia.	104	at	Milw.	91
Apr. 28	Mia.	88	at	Milw.	77

##### NEW YORK vs. BOSTON

Celtics win series, 4-2

Apr. 20	Bos.	78	at	N.Y.	85
Apr. 23	Bos.	71	at	N.Y.	87
Apr. 26	N.Y.	90	at	Bos.	76
Apr. 28	N.Y.	90	at	Bos.	97
May 1	Bos.	92	at	N.Y.	86
May 3	N.Y.	88	at	Bos.	80

##### INDIANA vs. ATLANTA

Pacers win series, 4-2

Apr. 21	Atl.	90	at	Ind.	107
Apr. 24	Atl.	98	at	Ind.	113
Apr. 27	Ind.	69	at	Atl.	90
Apr. 29	Ind.	91	at	Atl.	102
May 1	Atl.	83	at	Ind.	106
May 3	Ind.	81	at	Atl.	73

##### BROOKLYN vs. CHICAGO

Celtics win series, 4-2

Apr. 22	Chi.	89	at	Bkn.	106
Apr. 22	Chi.	90	at	Bkn.	82
Apr. 25	Bkn.	76	at	Chi.	79
Apr. 27	Bkn.	134	at	Chi.	142
Apr. 29	Chi.	91	at	Bkn.	110
May 2	Bkn.	95	at	Chi.	92
May 4	Chi.	99	at	Bkn.	93

### CONFERENCE SEMIFINALS

#### EASTERN CONFERENCE

##### MIAMI vs. CHICAGO

Heat win series, 4-1

May 6	Chi.	93	at	Mia.	86
May 8	Chi.	78	at	Mia.	115
May 10	Mia.	104	at	Chi.	94
May 13	Mia.	86	at	Chi.	65
May 15	Chi.	91	at	Mia.	94

##### NEW YORK vs. INDIANA

Pacers win series, 4-2

May 5	Ind.	102	at	N.Y.	95
May 7	Ind.	79	at	N.Y.	105
May 11	N.Y.	71	at	Ind.	82
May 14	N.Y.	82	at	Ind.	93
May 16	Ind.	75	at	N.Y.	85
May 18	N.Y.	99	at	Ind.	106

#### WESTERN CONFERENCE

##### OKLAHOMA CITY vs. HOUSTON

Thunder win series, 4-2

Apr. 21	Hou.	91	at	OKC	120
Apr. 24	Hou.	102	at	OKC	105
Apr. 27	OKC	104	at	Hou.	101
Apr. 29	OKC	103	at	Hou.	105
May 1	Hou.	107	at	OKC	100
May 3	OKC	103	at	Hou.	94

##### SAN ANTONIO vs. LA LAKERS

Spurs win series, 4-0

Apr. 21	LAL	79	at	S.A.	91
Apr. 24	LAL	91	at	S.A.	102
Apr. 26	S.A.	120	at	LAL	89
Apr. 28	S.A.	103	at	LAL	82

##### DENVER vs. GOLDEN STATE

Warriors win series, 4-2

Apr. 20	G.S.	95	at	Den.	97
Apr. 23	G.S.	131	at	Den.	117
Apr. 26	Den.	108	at	G.S.	110
Apr. 28	Den.	101	at	G.S.	115
Apr. 30	G.S.	100	at	Den.	107
May 2	Den.	88	at	G.S.	92

##### LA CLIPPERS vs. MEMPHIS

Grizzlies win series, 4-2

Apr. 20	Mem.	91	at	LAC	112
Apr. 22	Mem.	91	at	LAC	99
Apr. 25	LAC	82	at	Mem.	94
Apr. 27	LAC	93	at	Mem.	104
Apr. 30	Mem.	103	at	LAC	93
May 3	LAC	105	at	Mem.	118
May 13	LAC	82	at	Mem.	72

#### WESTERN CONFERENCE

##### OKLAHOMA CITY vs. MEMPHIS

Grizzlies win series, 4-1

May 5	Mem.	91	at	OKC	93
May 7	Mem.	99	at	OKC	93
May 11	OKC	81	at	Mem.	87
May 13	OKC	97	at	Mem.	103
May 15	Mem.	88	at	OKC	84

##### SAN ANTONIO vs. GOLDEN STATE

Spurs win series, 4-2

May 6	G.S.	127	at	S.A.	129
May 8	G.S.	100	at	S.A.	91
May 10	S.A.	102	at	G.S.	92
May 12	S.A.	87	at	G.S.	97
May 14	G.S.	91	at	S.A.	109
May 16	S.A.	94	at	G.S.	82



## 2013 NBA PLAYOFFS, CONTINUED

### CONFERENCE FINALS

#### EASTERN CONFERENCE

MIAMI vs. INDIANA  
Heat win series, 4-3

May 22	Ind.	102	at	Mia.	103
May 24	Ind.	97	at	Mia.	93
May 26	Mia.	114	at	Ind.	96
May 28	Mia.	92	at	Ind.	99
May 30	Ind.	79	at	Mia.	90
June 1	Mia.	77	at	Ind.	91
June 3	Ind.	76	at	Mia.	99

#### WESTERN CONFERENCE

SAN ANTONIO vs. MEMPHIS  
Spurs win series, 4-0

May 19	Mem.	83	at	S.A.	105
May 21	Mem.	89	at	S.A.	93
May 25	S.A.	104	at	Mem.	93
May 27	S.A.	93	at	Mem.	86

### 2013 NBA FINALS

MIAMI vs. SAN ANTONIO • Heat wins series, 4-3

June 6	S.A.	92	at	Mia.	88	June 13	Mia.	109	at	S.A.	93
June 9	S.A.	84	at	Mia.	103	June 16	Mia.	104	at	S.A.	114
June 11	Mia.	77	at	S.A.	113	June 18	S.A.	100	at	Mia.	103 OT
						June 20	S.A.	88	at	Mia.	95

### HAWKS PLAYOFF HIGHS / ALL - TIME

#### GAMES PLAYED

Tree Rollins	56
Josh Smith	52
Mookie Blaylock	51
Dominique Wilkins	51
Kevin Willis	49
Al Horford	48
Joe Johnson	47
Glenn Rivers	44
Zaza Pachulia	40

#### POINTS

Dominique Wilkins	1,345
Lou Hudson	894
Joe Johnson	846
Josh Smith	820
Mookie Blaylock	731
Kevin Willis	721

#### REBOUNDS

Kevin Willis	446
Josh Smith	441
Bill Bridges	436
Al Horford	417
Tree Rollins	392
Walt Bellamy	367

#### ASSISTS

Glenn Rivers	*348
Mookie Blaylock	326
Anthony Webb	198
Joe Johnson	194
Josh Smith	153
Dominique Wilkins	135
Al Horford	131
Walt Hazzard	124

#### FIELD GOALS MADE

Dominique Wilkins	488
Lou Hudson	367
Joe Johnson	319
Josh Smith	306
Kevin Willis	302
Mookie Blaylock	264

#### FIELD GOALS ATTEMPTED

Dominique Wilkins	1,138
Lou Hudson	816
Joe Johnson	782
Josh Smith	725
Mookie Blaylock	702
Kevin Willis	592
Steve Smith	574

#### FREE THROWS MADE

Dominique Wilkins	350
Josh Smith	193
Steve Smith	169
Lou Hudson	160
Glenn Rivers	149
Joe Johnson	144
Kevin Willis	115

#### FREE THROWS ATTEMPTED

Dominique Wilkins	426
Josh Smith	283
Steve Smith	204
Glenn Rivers	202
Lou Hudson	199
Joe Johnson	186
Kevin Willis	169

#### SCORING AVERAGE (Minimum 10 Games)

Dominique Wilkins	*26.4
Pete Maravich	25.5
Lou Hudson	24.1
Zelmo Beaty	22.5
Steve Smith	19.9

\* Indicates all-time franchise leader

## PLAYOFF HIGHS / ALL - TIME, CONTINUED

### HAWKS FRANCHISE PLAYOFF LEADERS

#### Games Played

Cliff Hagan.....90

#### Points

Bob Pettit.....2,240

#### Rebounds

Bob Pettit.....1,304

#### Assists

Glenn Rivers.....348

#### Field Goals Made

Bob Pettit.....766

#### Field Goals Attempted

Bob Pettit.....1,834

#### Free Throws Made

Bob Pettit.....708

#### Free Throws Attempted

Bob Pettit.....915

#### Scoring Average

(Minimum 10 Games)

Dominique Wilkins.....26.4

Bob Pettit.....25.5

### HAWKS PLAYOFF INDIVIDUAL RECORDS (\* ) NBA RECORD

TOTAL	PLAYER	TEAM	DATE
-------	--------	------	------

#### MOST POINTS

50	Dominique Wilkins	Atlanta vs. Detroit	4-19-86
50	Bob Pettit	St. Louis vs. Boston	4-12-58
46	Zelmo Beaty	St. Louis vs. San Francisco	3-23-67

#### MOST REBOUNDS

36	Bill Bridges	Atlanta at New York	3-27-71
32	Bill Bridges	St. Louis vs. San Francisco	4-05-67
25	Bill Bridges	Atlanta at Chicago	4-03-70
23	Walt Bellamy	Atlanta vs. Chicago	4-05-70
22	Bill Bridges	Atlanta vs. Houston	3-27-69

#### FIELD GOALS MADE

19	Dominique Wilkins	Atlanta vs. Detroit	4-19-86
19	Bob Pettit	St. Louis vs. Boston	4-12-58
18	Lou Hudson	Atlanta vs. Chicago	3-25-70
17	Joe Caldwell	Atlanta at Chicago	4-03-70

#### FIELD GOALS ATTEMPTED

37	Dominique Wilkins	Atlanta vs. Indiana	4-26-87
34	Bob Pettit	St. Louis at Boston	4-13-58
34	Bob Pettit	St. Louis vs. Boston	4-12-58

#### FREE THROWS MADE

19	Bob Pettit	St. Louis vs. Boston	4-09-58
18	Zelmo Beaty	St. Louis vs. San Francisco	3-23-68
16	Pete Maravich	Atlanta vs. New York	4-01-71
15	Dominique Wilkins	Atlanta vs. Boston	5-04-86
15	Glenn Rivers	Atlanta vs. Milwaukee	4-24-84

#### FREE THROWS ATTEMPTED

24	Bob Pettit	St. Louis vs. Boston	4-09-58
22	Bill Bridges	St. Louis at San Francisco	4-01-67
21	Zelmo Beaty	St. Louis vs. San Francisco	3-23-67
20	Pete Maravich	Atlanta vs. New York	4-01-71

#### MOST ASSISTS

22	Glenn Rivers	Atlanta vs. Boston	5-16-88
18	Mookie Blaylock	Atlanta vs. Miami	5-08-94
18	Anthony Webb	Atlanta vs. Detroit	4-19-86
16	Glenn Rivers	Atlanta vs. Detroit	4-17-86
14	Johnny Davis	Atlanta vs. Boston	4-22-83
14	Lenny Wilkens	St. Louis vs. San Francisco	4-08-64





### ATLANTA / ST. LOUIS PLAYOFF TEAM RECORDS (\*) NBA RECORD

#### MOST POINTS

145	St. Louis at Detroit	3-25-58
143	St. Louis at Minneapolis	3-25-57
140	Atlanta vs. Detroit	4-17-86
137	Atlanta vs. Detroit	4-19-86
136	St. Louis at San Francisco	4-01-67
131	St. Louis vs. Los Angeles	4-13-66

#### FEWEST POINTS

63	Atlanta at Detroit	5-12-99
65	Atlanta at Boston	5-04-08
66	Atlanta at New York	5-24-99
70	Atlanta vs. New York	5-20-99
71	Atlanta at Orlando	5-04-10
71	Tri-Cities at Anderson	3-24-50

#### LARGEST WINNING MARGIN

+44	St. Louis 145 at Detroit 101	3-25-58
+34	St. Louis 124 vs. Minneapolis 90	3-21-59
+32	Atlanta 96 vs. Charlotte 64	4-28-98
+30	St. Louis 127 vs. Minneapolis 97	3-24-59

#### LARGEST LOSING MARGIN

-58	St. Louis 75 at Minneapolis 133 (*)	3-25-58
-43	Atlanta 71 at Orlando 114	5-04-10
-35	Atlanta 76 at Philadelphia 111	4-21-82
-35	St. Louis 85 at San Francisco 120	4-03-64
-34	Atlanta 65 at Boston 99	5-04-08
-34	St. Louis 95 at Boston 129	4-02-61

#### MOST POINTS, FIRST HALF

72	Atlanta vs. Milwaukee	4-17-10
71	Atlanta vs. Detroit	4-17-86
68	Atlanta vs. Detroit	4-19-86
67	Atlanta vs. Orlando	5-13-96
66	Atlanta vs. Boston	5-16-88

#### FEWEST POINTS, FIRST HALF

26	Atlanta at Boston	5-04-08
27	Atlanta at Detroit	5-12-99
29	Atlanta vs. Indiana	5-03-13
29	Atlanta at Miami	4-25-09
30	St. Louis at Minneapolis	3-19-56

#### MOST POINTS, SECOND HALF

69	Atlanta at Boston	5-18-88
69	Atlanta vs. Detroit	4-19-86
69	Atlanta vs. Detroit	4-17-86
65	Atlanta vs. Detroit	5-02-91
63	Atlanta vs. Milwaukee	5-08-88

#### FEWEST POINTS, SECOND HALF

28	Atlanta at Cleveland	5-05-09
28	Atlanta vs. Chicago	5-10-97
29	Atlanta at New York	5-24-99
30	Atlanta at Miami	5-01-09
31	Atlanta vs. Miami	4-19-09
32	Atlanta at New York	5-23-99
32	Atlanta vs. Indiana	5-10-94

#### MOST POINTS, FIRST QUARTER

44	Atlanta vs. Orlando	5-13-96
40	St. Louis at Detroit	3-25-58
34	Atlanta vs. Milwaukee	4-17-10
32	Atlanta vs. Boston	4-26-08
32	Atlanta vs. Boston	5-16-88

#### FEWEST POINTS, FIRST QUARTER

9	Atlanta at Boston	5-13-88
12	Atlanta at Miami	4-25-09
13	Atlanta at Orlando	4-26-11
13	Atlanta at Detroit	5-12-99
14	Atlanta at Milwaukee	4-19-84

#### MOST POINTS, SECOND QUARTER

45	St. Louis vs. Ft. Wayne	3-14-57
41	Atlanta vs. Detroit	4-17-86
39	Atlanta vs. Miami	4-29-09
39	Atlanta vs. Detroit	4-19-86
38	Atlanta at Orlando	4-16-11
35	two times	

#### FEWEST POINTS, SECOND QUARTER

9	Atlanta vs. Indiana	5-03-13
10	Atlanta at Orlando	5-04-10
10	Atlanta at Boston	5-04-08
12	Atlanta at Indiana	5-19-94
14	Atlanta at Detroit	5-12-99

#### MOST POINTS, THIRD QUARTER

39	Atlanta at Washington	4-17-79
38	St. Louis vs. San Francisco	4-01-67
36	Atlanta vs. Milwaukee	4-29-88
34	Atlanta at Milwaukee	5-02-89
34	Atlanta at Detroit	5-08-87
33	Atlanta vs. Detroit	4-19-86

#### FEWEST POINTS, THIRD QUARTER

6	Atlanta at Boston (*)	5-06-86
11	Atlanta at Orlando	5-04-10
11	Atlanta at New York	5-23-99
11	Atlanta vs. Chicago	5-11-97
12	three times	

#### MOST POINTS, FOURTH QUARTER

43	Atlanta at Boston	5-18-88
38	Atlanta vs. Detroit	5-02-91
38	Atlanta at Boston	5-06-86
37	Atlanta vs. Detroit	4-17-86
36	Atlanta vs. Detroit	4-19-86

#### FEWEST POINTS, FOURTH QUARTER

11	Atlanta at Cleveland	5-05-09
11	Atlanta vs. Indiana	5-02-96
12	Atlanta vs. Chicago	5-10-97
13	Atlanta at Washington	4-15-79
14	four times	

### ATLANTA / STL PLAYOFF TEAM RECORDS, CONT. (\*) NBA RECORD

#### MOST POINTS, OVERTIME

17	St. Louis at Minneapolis (1st OT)	3-25-57
----	-----------------------------------	---------

#### FEWEST POINTS, OVERTIME

4	Atlanta at Boston	5-04-12
---	-------------------	---------

#### MOST FIELD GOALS MADE-GAME

59	Atlanta vs. Chicago	3-25-70
56	St. Louis at Minneapolis	3-25-57
55	St. Louis vs. Detroit	3-25-58
52	Atlanta at Boston	5-22-88
51	Atlanta vs. Detroit	4-17-86

#### FEWEST FIELD GOALS MADE-GAME

22	St. Louis at Minnesota	3-19-56
23	two times	
24	three times	
25	three times	

#### MOST FIELD GOALS ATT.-GAME

117	St. Louis vs. San Francisco	4-10-67
105	Atlanta vs. Houston (San Diego)	3-29-69
101	Atlanta at Detroit	4-25-86
98	Atlanta at Houston	4-11-79
96	Atlanta vs. Boston	5-16-88
96	Atlanta at Boston	4-27-86

#### FEWEST FIELD GOALS ATT.-GAME

60	Atlanta at Boston	4-23-08
64	two times	
65	Atlanta at Indiana	4-29-87
66	five times	

#### HIGHEST FIELD GOAL PCT.-GAME

.598	Atlanta vs. Detroit	4-19-86
.571	Atlanta at Boston	5-22-88
.564	Atlanta vs. Milwaukee	5-08-88
.560	Atlanta vs. Detroit	4-17-86
.543	Atlanta at Milwaukee	5-06-88
.543	Atlanta vs. Boston	5-04-86

#### LOWEST FIELD GOAL PCT.-GAME

.242	St. Louis at Minneapolis	3-19-56
.293	Atlanta at Boston	5-04-08
.295	Atlanta at New York	5-24-99
.296	Atlanta vs. New York	5-20-99
.297	Atlanta at Detroit	5-05-91
.309	Atlanta vs. Chicago	5-11-97

#### MOST FREE THROWS MADE-GAME

54	St. Louis vs. Minneapolis	3-17-56
44	Atlanta vs. Detroit	5-02-91
44	St. Louis vs. San Francisco	4-01-67
44	St. Louis vs. Boston	4-09-58
39	Atlanta vs. Detroit	4-19-86

#### FEWEST FREE THROWS MADE-GAME

7	Atlanta at Indiana	4-21-13
7	Atlanta vs. Cleveland	5-09-09
7	Atlanta vs. Washington	4-20-79
9	five times	
10	Atlanta at Detroit	5-12-99

#### MOST FREE THROWS ATT.-GAME

70	St. Louis vs. Minneapolis (*)	3-17-56
57	St. Louis vs. Boston	4-09-58
53	Atlanta vs. Detroit	4-19-86
51	Atlanta vs. Detroit	5-02-91
48	Atlanta vs. Houston (San Diego)	4-06-69

#### FEWEST FREE THROWS ATT.-GAME

10	Atlanta at Boston	5-10-12
10	Atlanta vs. Washington	4-20-79
11	Atlanta vs. Cleveland	5-09-09
12	Atlanta at Boston	5-22-88
13	Atlanta vs. Detroit	5-10-99
13	Atlanta at Boston	4-19-83

#### MOST REBOUNDS-GAME

82	St. Louis vs. Los Angeles	4-09-66
63	Atlanta vs. Washington	4-20-79
60	Atlanta vs. Houston (San Diego)	4-06-69
56	Atlanta vs. Indiana	5-12-94
55	Atlanta vs. Milwaukee	5-02-10
55	Atlanta vs. Houston	4-13-79

#### FEWEST REBOUNDS-GAME

23	Atlanta vs. Cleveland	5-09-09
28	Atlanta at Indiana	5-01-13
28	Atlanta at Boston	4-30-08
28	Atlanta at Chicago	4-30-93
29	Atlanta at Orlando	4-16-11
29	Atlanta at Detroit	5-12-99
29	Atlanta at Milwaukee	4-19-84

#### MOST ASSISTS-GAME

40	Atlanta vs. Chicago	4-19-86
40	Atlanta vs. Detroit	3-25-70
32	St. Louis vs. Detroit	3-27-58



### OPPONENT PLAYOFF INDIVIDUAL RECORDS (\*) NBA RECORD

TOTAL	PLAYER	TEAM	DATE
<b>MOST POINTS</b>			
54	John Havlicek	Boston vs. Atlanta	4-01-73
50	Wilt Chamberlain	San Francisco vs. St. Louis	4-10-64
47	LeBron James	Cleveland at Atlanta	5-09-09
47	Rick Barry	San Francisco vs. St. Louis	4-16-67
47	Elgin Baylor	Los Angeles at St. Louis	3-27-61
<b>MOST REBOUNDS</b>			
40	Bill Russell	Boston vs. St. Louis	3-29-60
38	Bill Russell	Boston vs. St. Louis	4-11-61
26	Dave DeBusschere	Detroit vs. St. Louis	3-24-63
24	Moses Malone	Houston at Atlanta	4-13-79
20	Horace Grant	Orlando vs. Atlanta	5-13-96
20	Rony Seikaly	Miami vs. Atlanta	5-03-94
20	Dennis Rodman	Detroit vs. Atlanta	5-05-91
<b>FIELD GOALS MADE</b>			
24*	John Havlicek	Boston vs. Atlanta	4-01-73
22	Wilt Chamberlain	San Francisco at St. Louis	4-10-64
19	Wilt Chamberlain	San Francisco vs. St. Louis	4-16-64
19	Wilt Chamberlain	San Francisco at St. Louis	4-05-64
<b>FIELD GOALS ATTEMPTED</b>			
45	Elgin Baylor	Los Angeles vs. St. Louis	3-27-61
38	Rick Barry	San Francisco vs. St. Louis	4-16-67
36	John Havlicek	Boston vs. Atlanta	4-01-73
36	Wilt Chamberlain	San Francisco at St. Louis	4-05-64
34	Elvin Hayes	Washington vs. Atlanta	4-29-79
<b>FREE THROWS MADE</b>			
18	Elgin Baylor	Minneapolis vs. St. Louis	3-17-60
17	Paul George	Indiana vs. Atlanta	4-21-13
16	Dwyane Wade	Miami vs. Atlanta	5-01-09
15	Dwight Howard	Orlando vs. Atlanta	4-19-11
<b>FREE THROWS ATTEMPTED</b>			
23	Jerry West	Los Angeles vs. Atlanta	4-19-70
23	Elgin Baylor	Minneapolis at St. Louis	3-17-60
22	Dwight Howard	Orlando vs. Atlanta	4-16-11
19	Dwight Howard	Orlando vs. Atlanta	4-19-11
19	Rick Barry	San Francisco at St. Louis	4-05-67
<b>MOST ASSISTS</b>			
19	Bob Cousy	Boston vs. St. Louis	4-09-58
16	Rajon Rondo	Boston at Atlanta	4-29-12
16	Isiah Thomas	Detroit at Atlanta	4-17-86
<b>MOST STEALS</b>			
7	Dennis Johnson	Boston vs. Atlanta	4-29-86
<b>BLOCKED SHOTS</b>			
8	Darryl Dawkins	Philadelphia vs. Atlanta	4-21-82

### OPPONENT PLAYOFF TEAM RECORDS (\*) NBA RECORD

<b>MOST POINTS</b>			<b>MOST POINTS, SECOND QUARTER</b>		
143	San Francisco at St. Louis	4-01-67	46	Boston vs. St. Louis (*)	3-27-60
140	Boston vs. St. Louis	3-27-60	37	Detroit at Atlanta	5-02-91
136	Boston vs. Atlanta	4-02-72	34	Indiana vs. Atlanta	4-24-13
136	Boston vs. St. Louis	3-30-58	34	Boston vs. Atlanta	5-06-86
135	Minneapolis vs. St. Louis	3-25-57	<b>FEWEST POINTS, SECOND QUARTER</b>		
<b>FEWEST POINTS</b>			13	Indiana vs. Atlanta	4-25-96
64	Miami at Atlanta	4-19-09	13	Indiana vs. Atlanta	4-27-95
64	Charlotte at Atlanta	4-28-98	13	Indiana at Atlanta	5-12-94
69	Milwaukee vs. Atlanta	4-30-10	14	Charlotte at Atlanta	4-28-98
69	Indiana at Atlanta	4-27-13	14	Indiana vs. Atlanta	5-19-94
69	Detroit at Atlanta	5-10-99	<b>MOST POINTS, THIRD QUARTER</b>		
69	Indiana at Atlanta	5-12-94	44	Detroit vs. Atlanta	5-08-87
<b>MOST POINTS, FIRST HALF</b>			44	San Francisco vs. St. Louis	4-01-67
66	Boston vs. Atlanta	5-06-86	42	Chicago vs. Atlanta	4-03-70
66	Detroit at Atlanta	4-19-86	38	Chicago vs. Atlanta	5-06-97
65	Boston vs. Atlanta	4-27-86	36	Orlando at Atlanta	5-13-96
64	Boston vs. Atlanta	5-06-12	36	Boston vs. Atlanta	5-06-86
64	Boston vs. Atlanta	4-29-86	<b>FEWEST POINTS, THIRD QUARTER</b>		
62	Chicago vs. Atlanta	4-30-93	10	Detroit at Atlanta	5-10-99
<b>FEWEST POINTS, FIRST HALF</b>			11	Milwaukee vs. Atlanta	4-30-10
30	Indiana at Atlanta	4-27-13	11	Detroit at Atlanta	5-08-99
32	Charlotte at Atlanta	4-28-98	12	Charlotte at Atlanta	4-28-98
32	Indiana at Atlanta	5-12-94	13	Miami vs. Atlanta	4-27-09
34	Milwaukee vs. Atlanta	4-30-10	<b>MOST POINTS, FOURTH QUARTER</b>		
35	Boston at Atlanta	4-29-12	41	Milwaukee at Atlanta	5-08-88
35	Charlotte at Atlanta	5-01-98	39	Detroit at Atlanta	5-13-87
<b>MOST POINTS, SECOND HALF</b>			34	Boston vs. Atlanta	5-22-88
78	San Francisco vs. St. Louis	4-01-67	34	Milwaukee vs. Atlanta	5-04-88
74	Chicago vs. Atlanta	4-03-70	33	Boston vs. Atlanta	5-13-88
69	Milwaukee vs. Atlanta	5-04-88	33	Milwaukee vs. Atlanta	4-26-84
67	Boston vs. Atlanta	5-18-87	<b>FEWEST POINTS, FOURTH QUARTER</b>		
66	Boston vs. Atlanta	5-06-86	7	Miami at Atlanta	4-19-09
<b>FEWEST POINTS, SECOND HALF</b>			11	Boston vs. Atlanta	5-06-12
25	two times		11	Detroit at Atlanta	5-16-99
27	Detroit at Atlanta	5-08-99	12	Indiana vs. Atlanta	4-25-96
29	Miami vs. Atlanta	4-27-09	12	Indiana at Atlanta	5-12-94
31	New York vs. Atlanta	5-24-99	13	New York vs. Atlanta	5-24-99
<b>MOST POINTS, FIRST QUARTER</b>			<b>MOST POINTS, OVERTIME</b>		
38	Boston at Atlanta	5-16-88	17	Minneapolis vs. St. Louis (1st OT)	3-25-57
38	Boston vs. Atlanta	5-11-88	<b>FEWEST POINTS, OVERTIME</b>		
36	Milwaukee vs. Atlanta	4-24-10	4	Minneapolis vs. St. Louis (2nd OT)	3-25-57
36	Orlando vs. Atlanta	5-10-96			
36	Chicago vs. Atlanta	4-30-93			
<b>FEWEST POINTS, FIRST QUARTER</b>					
13	Milwaukee at Atlanta	5-02-10			
14	Indiana at Atlanta	4-27-13			
15	two times				
16	Orlando vs. Atlanta	4-19-11			
16	Washington at Atlanta	4-20-79			



## OPPONENT PLAYOFF TEAM RECORDS, CONT. (\*) NBA RECORD

### MOST FIELD GOALS MADE-GAME

61	Boston vs. St. Louis	3-27-60
58	San Francisco vs. St. Louis	4-01-67
53	Chicago vs. Atlanta	4-03-70
52	Boston vs. Atlanta	4-29-86
50	Boston vs. Atlanta	5-06-86
50	Detroit at Atlanta	4-19-86

### FEWEST FIELD GOALS MADE-GAME

22	Indiana at Atlanta	4-27-13
23	Miami vs. Atlanta	4-27-09
25	Milwaukee vs. Atlanta	4-30-10
25	Charlotte at Atlanta	4-28-98
26	three times	

### MOST FIELD GOALS ATT.-GAME

109	Chicago vs. Atlanta	4-03-70
108	Chicago at St. Louis	3-25-67
107	Detroit vs. Atlanta	4-25-86
102	Chicago vs. Atlanta	4-30-93
102	Detroit at Atlanta	4-19-86
100	Indiana at Atlanta	4-24-87
100	Detroit at Atlanta	4-17-86
100	Washington at Atlanta	4-22-79

### FEWEST FIELD GOALS ATT.-GAME

61	Miami vs. Atlanta	4-27-09
63	Miami at Atlanta	5-03-09
65	four times	
66	Indiana vs. Atlanta	4-25-96
66	Indiana vs. Atlanta	5-01-87

### HIGHEST FIELD GOAL PCT.-GAME

.608	Boston vs. Atlanta	5-22-88
.591	Boston at Atlanta	5-02-86
.588	Charlotte vs. Atlanta	4-23-98
.578	Orlando vs. Atlanta	5-08-96
.571	Boston vs. Atlanta	5-11-88
.568	Milwaukee vs. Atlanta	4-26-84
.564	Milwaukee vs. Atlanta	4-17-84

### LOWEST FIELD GOAL PCT.-GAME

.272	Indiana at Atlanta	4-27-13
.318	Indiana at Atlanta	5-12-94
.326	Milwaukee at Atlanta	5-02-10
.329	Milwaukee vs. Atlanta	4-30-10
.341	Boston at Atlanta	5-04-86
.342	Charlotte at Atlanta	4-28-98
.344	Houston at Atlanta	4-13-79

### MOST FREE THROWS MADE-GAME

41	Milwaukee at Atlanta	5-04-88
41	Philadelphia vs. Atlanta	4-09-80
40	San Francisco at St. Louis	4-12-67
38	Philadelphia vs. Atlanta	4-06-80
36	Boston at Atlanta	5-15-88
36	Washington at Atlanta	4-22-79

### FEWEST FREE THROWS MADE-GAME

8	Boston vs. Atlanta	5-06-12
8	Chicago at Atlanta	5-12-11
8	Milwaukee at Atlanta	4-20-10
8	Miami at Atlanta	4-19-09
8	Chicago vs. Atlanta	5-08-97

### MOST FREE THROWS ATT.-GAME

60	Los Angeles at Atlanta	4-12-70
53	San Francisco at St. Louis	4-12-67
49	Philadelphia vs. Atlanta	4-09-80
48	Philadelphia vs. Atlanta	4-06-80
47	Boston at Atlanta	5-15-88
47	Indiana vs. Atlanta	5-01-87

### FEWEST FREE THROWS ATT.-GAME

10	Chicago at Atlanta	5-12-11
11	Detroit vs. Atlanta	5-14-99
11	Chicago vs. Atlanta	5-10-97
12	Milwaukee vs. Atlanta	4-30-10
12	Miami at Atlanta	4-19-09
12	Detroit at Atlanta	5-04-97

### MOST REBOUNDS-GAME

62	Chicago vs. Atlanta	4-30-93
58	Chicago vs. Atlanta	5-04-11
57	Washington at Atlanta	4-22-79
54	Chicago vs. Atlanta	5-13-97
54	Detroit vs. Atlanta	5-05-91
54	Boston vs. Atlanta	4-19-83
54	Philadelphia at Atlanta	4-10-80

### FEWEST REBOUNDS-GAME

21	Detroit vs. Atlanta	4-29-97
26	Detroit at Atlanta	5-16-99
27	Charlotte vs. Atlanta	4-23-98
27	Boston vs. Atlanta	5-22-88
29	Miami at Atlanta	4-29-09
31	two times	

## HAWKS YEARLY PLAYOFF STATS

### 1968-69 PLAYOFF STATS

(Defeated San Diego, 4-2 ... Lost to Los Angeles, 4-1)

	G	Min	FGM	FGA	Pct.	FTM	FTA	Pct.	Reb	Asst	PF	DQ	Pts	Avg
Beaty	11	473	102	236	.432	43	64	.672	142	25	47	0	247	22.5
Hudson	11	424	101	216	.468	40	52	.769	59	32	43	1	242	22.0
Bridges	11	442	69	156	.442	34	48	.708	178	37	48	2	172	15.6
Caldwell	11	404	65	134	.485	32	69	.466	55	37	40	1	162	14.7
Hazzard	11	360	53	135	.393	48	61	.787	33	43	38	0	154	14.0
Ohl	11	194	30	86	.349	13	22	.591	13	16	25	0	73	6.6
Silas	11	258	21	58	.362	19	37	.514	92	21	32	0	61	5.5
Davis	8	52	4	15	.267	5	8	.625	17	1	7	0	13	1.6
Guerin	3	32	1	4	.250	1	2	.500	5	7	8	0	3	1.0
Harlicka	1	1	0	0	.000	0	0	.000	0	0	1	0	0	0.0

### 1969-70 PLAYOFF STATS

(Defeated Chicago, 4-1 ... Lost to Los Angeles, 4-0)

	G	Min	FGM	FGA	Pct.	FTM	FTA	Pct.	Reb	Asst	PF	DQ	Pts	Avg
Caldwell	9	393	93	198	.470	39	60	.650	45	38	34	1	225	25.0
Hudson	9	360	78	187	.417	41	50	.820	40	33	34	2	197	21.9
Hazzard	7	255	65	130	.500	20	32	.625	24	54	23	0	150	21.4
Bellamy	9	368	59	126	.468	33	46	.717	140	35	32	0	151	16.8
Guerin	2	56	13	21	.619	7	7	1.000	8	4	6	0	33	16.5
Bridges	9	381	44	110	.400	16	27	.593	154	29	37	1	104	11.6
Beard	9	146	31	65	.477	19	26	.731	26	8	19	0	81	9.0
Newmark	6	42	15	33	.455	4	4	1.000	12	2	8	0	34	5.7
Davis	9	117	14	37	.378	10	17	.588	30	6	24	1	38	4.2
Gregor	7	67	6	21	.286	4	6	.667	17	2	14	0	16	2.3

### 1970-71 PLAYOFF STATS

(Lost to New York, 4-1)

	G	Min	FGM	FGA	Pct.	FTM	FTA	Pct.	Reb	Asst	PF	DQ	Pts	Avg
Hudson	5	213	49	108	.454	29	39	.744	35	15	19	0	127	25.4
Maravich	5	199	46	122	.377	18	26	.692	26	24	14	0	110	22.0
Bellamy	5	216	41	69	.594	22	29	.759	72	10	16	0	104	20.8
Hazzard	5	202	25	76	.329	20	25	.800	25	27	22	1	70	14.0
Davis	5	119	17	36	.472	22	27	.815	22	4	17	1	56	11.2
Bridges	5	229	23	58	.397	3	9	.333	104	5	17	0	49	9.8
Chambers	4	22	3	9	.333	1	2	.500	5	0	4	0	7	1.8

### 1971-72 PLAYOFF STATS

(Lost to Boston, 4-2)

	G	Min	FGM	FGA	Pct.	FTM	FTA	Pct.	Reb	Asst	PF	DQ	Pts	Avg
Maravich	6	219	54	121	.446	58	71	.817	32	28	24	0	166	27.7
Hudson	6	266	63	139	.453	24	29	.828	33	21	13	0	150	25.0
Bellamy	6	247	42	86	.488	27	43	.628	82	11	20	0	111	18.5
Gilliam	6	173	28	71	.394	10	11	.909	30	33	15	0	66	11.0
Washington	6	209	28	58	.483	9	16	.563	48	10	20	0	65	10.8
Adams	6	188	20	56	.357	16	23	.696	38	12	25	1	56	9.3
Trapp	6	66	19	44	.432	3	8	.375	18	5	13	0	41	6.8
May	3	31	3	9	.333	6	8	.750	8	1	3	0	12	4.0
Payne	1	5	1	1	1.000	2	5	.400	4	0	1	0	4	4.0
Christian	6	34	3	8	.375	1	1	1.000	7	0	10	0	7	1.2
Haliburton	1	2	0	1	.000	0	0	.000	0	0	0	0	0	0.0

### 1972-73 PLAYOFF STATS

(Lost to Boston, 4-2)

	G	Min	FGM	FGA	Pct.	FTM	FTA	Pct.	Reb	Asst	PF	DQ	Pts	Avg
Hudson	6	255	76	166	.458	26	29	.897	47	17	16	0	178	29.7
Maravich	6	234	65	155	.419	27	34	.794	29	40	24	1	157	26.2
Bellamy	6	247	34	86	.395	14	31	.452	73	13	17	0	82	13.7
Gilliam	6	197	33	81	.407	5	5	1.000	21	31	19	1	71	11.8
Bracey	6	123	24	47	.511	11	16	.688	13	20	13	0	59	9.8
Washington	6	226	19	48	.396	5	17	.294	60	14	19	1	43	7.2
Trapp	6	99	11	32	.343	3	5	.600	21	3	21	0	25	4.2
Tschogl	3	11	5	8	.625	0	0	.000	4	1	0	0	10	3.3
Mast	4	15	5	5	1.000	0	0	.000	5	1	1	0	10	2.5
Wetzel	3	33	3	7	.429	0	0	.000	2	4	6	0	6	2.0



## HAWKS YEARLY PLAYOFF STATS, CONT.

### 1977-78 PLAYOFF STATS

(Lost to Washington, 2-0)

	G	Min	FGM	FGA	Pct.	FTM	FTA	Pct.	Reb	Asst	PF	Stl	Blk	Pts	Avg
Drew	2	79	21	49	.429	10	16	.625	15	3	9	1	1	52	26.0
E. Johnson	2	64	12	19	.632	7	8	.875	6	6	10	8	1	31	15.5
Criss	2	65	10	24	.417	7	9	.778	4	3	5	4	1	27	13.5
McMillen	2	75	13	23	.565	0	0	.000	22	1	9	1	0	26	13.0
Hawes	2	71	7	18	.389	2	3	.667	17	8	5	1	2	16	8.0
Hill	2	61	6	15	.400	4	4	1.000	3	7	7	2	0	16	8.0
Rollins	2	51	7	12	.583	2	8	.250	9	1	8	1	4	16	8.0
O. Johnson	2	21	4	11	.364	0	0	—	3	2	4	1	1	8	4.0
Robertson	2	12	2	6	.333	1	2	.500	0	0	3	0	0	5	2.5
Brown	2	6	0	0	—	0	0	—	0	0	1	0	0	0	—

### 1978-79 PLAYOFF STATS

(Defeated Houston, 2-0 ... Lost to Washington, 4-3)

	G	Min	FGM	FGA	Pct.	FTM	FTA	Pct.	Reb	Asst	PF	Stl	Blk	Pts	Avg
Roundfield	9	338	61	133	.459	36	45	.800	106	25	44	8	23	158	17.6
Johnson	9	262	65	128	.508	18	25	.720	23	45	22	4	2	148	16.4
Drew	9	275	55	131	.420	35	46	.761	60	7	36	9	4	145	16.1
Furlow	9	244	55	113	.487	26	28	.929	32	29	15	7	2	136	15.1
Hawes	9	243	40	81	.494	9	12	.750	63	29	33	8	3	89	9.9
Hill	9	267	29	71	.408	8	12	.667	17	50	33	12	1	66	7.3
McMillen	9	163	20	46	.435	16	19	.842	34	7	21	2	1	56	6.2
Rollins	9	212	21	51	.412	9	13	.692	71	5	29	3	24	51	5.7
Criss	9	99	12	29	.414	9	10	.900	5	16	5	3	0	33	3.7
Givens	9	81	10	30	.333	3	3	1.000	21	3	9	1	2	23	2.6
Wilson	1	1	0	0	—	0	0	—	0	0	0	0	0	0	—

### 1979-80 PLAYOFF STATS

(Lost to Philadelphia, 4-1)

	G	Min	FGM	FGA	Pct.	FTM	FTA	Pct.	Reb	Asst	PF	Stl	Blk	Pts	Avg
Johnson	5	188	38	74	.514	21	28	.750	18	21	12	8	2	97	19.4
Roundfield	5	174	32	69	.464	22	35	.629	58	11	22	4	8	86	17.2
Drew	5	150	24	63	.381	25	35	.714	30	4	21	7	0	73	14.6
Criss	5	152	29	59	.492	11	12	.917	5	22	12	6	0	70	14.0
Hawes	5	149	18	41	.439	16	18	.889	35	12	22	9	1	52	10.4
Rollins	5	134	18	31	.581	6	10	.600	38	3	25	2	14	42	8.4
Hill	5	109	12	30	.400	11	12	.917	6	15	14	4	1	35	7.0
McElroy	5	32	4	9	.444	4	5	.800	2	4	1	0	0	12	2.4
Brown	5	58	4	13	.308	2	2	1.000	10	1	9	1	1	10	2.0
Givens	4	36	3	14	.214	0	0	—	5	3	7	2	0	6	1.5
Pellom	4	18	0	3	.000	1	3	.333	0	1	3	0	1	1	0.3

3-pt. field goals: Atlanta 1-7 (.143) - Roundfield 0-1 (.000), Criss 1-3 (.333), Hill 0-1 (.000), Brown 0-1 (.000), McElroy 0-1 (.000). Opponents 2-15 (.133).

### 1981-82 PLAYOFF STATS

(Lost to Philadelphia, 2-0)

	G	Min	FGM	FGA	Pct.	FTM	FTA	Pct.	Reb	Asst	PF	Stl	Blk	Pts	Avg
Roundfield	2	85	17	36	.472	8	14	.571	22	2	8	2	4	42	21.0
Drew	2	59	8	22	.364	7	12	.583	10	1	11	0	0	23	11.5
Johnson	2	67	9	26	.346	4	4	1.000	6	9	8	0	1	22	11.0
McMillen	2	47	8	13	.615	4	6	.667	7	1	5	3	0	20	10.0
Hawes	1	12	2	5	.400	3	4	.750	5	0	1	0	0	7	7.0
Macklin	2	30	4	8	.500	6	6	1.000	3	1	6	0	0	14	7.0
Sparrow	2	69	5	12	.417	4	4	1.000	8	11	7	2	0	14	7.0
Glenn	2	35	5	7	.714	2	2	1.000	1	2	3	3	0	12	6.0
Matthews	2	28	2	10	.200	4	4	1.000	0	4	4	0	1	8	4.0
Rollins	2	65	2	6	.333	3	4	.750	8	2	8	0	6	7	3.5
Pellom	1	4	1	3	.333	0	0	—	1	0	0	0	0	2	2.0
Williams	1	4	0	2	.000	0	0	—	0	0	0	0	0	0	—

3-pt. field goals: Atlanta 0-3 (.000) - Macklin 0-1 (.000), Sparrow 0-1 (.000), Williams 0-1 (.000). Opponents 0-1 (.000).

## HAWKS YEARLY PLAYOFF STATS, CONT.

### 1982-83 PLAYOFF STATS

(Lost to Boston, 2-1)

	G	Min	FGM	FGA	Pct.	FTM	FTA	Pct.	Reb	Asst	PF	Stl	Blk	Pts	Avg
Roundfield	3	124	24	50	.480	5	11	.455	42	10	5	4	4	53	17.7
Davis	3	113	21	52	.404	9	10	.900	5	27	6	0	0	51	17.0
Wilkins	3	109	17	42	.405	12	14	.857	15	1	9	2	1	47	15.7
Macklin	3	78	11	24	.458	8	10	.800	15	2	12	2	2	30	10.0
Rollins	3	118	13	27	.481	3	9	.333	30	3	12	1	10	29	9.7
Glenn	3	67	12	22	.545	4	4	1.000	5	3	10	2	0	28	9.3
Matthews	3	38	3	9	.333	4	5	.800	0	11	5	0	1	10	3.3
McMillen	3	39	4	12	.333	2	2	1.000	7	2	5	1	2	10	3.3
Smith	2	15	1	5	.200	4	4	1.000	1	4	1	1	0	6	3.0
Edmonson	1	2	1	1	1.000	0	0	—	1	1	0	0	0	2	2.0
Brown	2	15	1	3	.333	1	2	.500	3	0	3	0	0	3	1.5
G. Johnson	1	2	0	0	—	0	0	—	0	0	0	0	0	0	—

3-pt. field goals: Atlanta 1-4 (.250) - Roundfield 0-1 (.000), Davis 0-1 (.000), Wilkins 1-1 (1.000), Matthews 0-1 (.000). Opponents 3-13 (.231).

### 1983-84 PLAYOFF STATS

(Lost to Milwaukee, 3-2)

	G	Min	FGM	FGA	Pct.	FTM	FTA	Pct.	Reb	Asst	PF	Stl	Blk	Pts	Avg
Wilkins	5	197	35	84	.417	26	31	.839	41	11	13	12	1	96	19.2
Roundfield	5	191	30	69	.435	25	35	.714	44	8	16	2	7	86	17.2
Rivers	5	130	16	32	.500	36	41	.878	10	16	16	12	4	68	13.6
Johnson	5	123	19	54	.352	15	22	.682	9	24	11	6	0	54	10.8
Davis	5	131	22	55	.400	6	6	1.000	10	24	10	1	0	50	10.0
Wittman	5	96	20	37	.541	0	0	.000	9	11	5	1	0	40	8.0
Brown	5	83	10	21	.476	10	12	.833	19	2	19	0	1	30	6.0
Rollins	5	152	10	25	.400	5	8	.625	34	1	23	2	10	25	5.0
Glenn	5	53	5	14	.357	0	0	.000	5	5	9	2	0	10	2.0
Hastings	5	32	2	9	.222	3	4	.750	8	1	4	1	0	7	1.4
Paultz	2	7	1	3	.333	0	0	.000	0	0	0	0	0	2	1.0
Landsberger	2	5	0	1	.000	0	0	—	1	0	1	0	0	0	0.0

3-pt. field goals: Atlanta 2-11 (.182) - Wilkins 0-1 (.000), Roundfield 1-1 (1.000), Rivers 0-3 (.000), Johnson 1-6 (.167). Opponents 6-21 (.286).

### 1985-86 PLAYOFF STATS

(Defeated Detroit, 3-1 ... Lost to Boston, 4-1)

	G	Min	FGM	FGA	Pct.	FTM	FTA	Pct.	Reb	Asst	PF	Stl	Blk	Pts	Avg
Wilkins	9	360	94	217	.433	68	79	.861	54	25	24	9	2	257	28.6
Wittman	9	348	71	135	.526	18	26	.692	24	30	16	10	1	160	17.8
Willis	9	280	55	98	.561	15	23	.652	65	5	38	7	8	125	13.9
Rivers	9	262	40	92	.435	31	42	.738	42	78	38	18	0	114	12.7
Webb	9	183	42	81	.519	26	33	.788	31	65	13	4	1	110	12.2
Rollins	9	248	26	47	.553	7	11	.636	78	3	32	2	15	59	6.6
Koncak	9	193	14	29	.483	26	46	.565	34	5	27	6	10	54	6.0
Levingston	9	180	22	37	.595	7	9	.778	41	3	23	4	9	52	5.8
Hastings	9	49	11	14	.786	5	11	.455	10	2	11	2	0	28	3.1
Davis	8	65	9	25	.360	4	4	1.000	6	15	6	2	0	22	2.8
Battle	6	27	4	11	.364	3	4	.750	4	2	5	2	0	11	1.8
Charles	4	15	3	4	.750	1	1	1.000	2	2	1	0	0	7	1.8

3-pt. field goals: Atlanta 6-21 (.286) - Wilkins 1-5 (.200), Wittman 0-1 (.000), Rivers 3-6 (.500), Webb 0-2 (.000), Levingston 1-1 (1.000), Hastings 1-4 (.250), Battle 0-1 (.000). Opponents 14-35 (.400).

### 1986-87 PLAYOFF STATS

(Defeated Indiana, 3-1 ... Lost to Detroit, 4-1)

	G	Min	FGM	FGA	Pct.	FTM	FTA	Pct.	Reb	Asst	PF	Stl	Blk	Pts	Avg
Wilkins	9	360	86	210	.410	66	74	.892	70	25	25	16	8	241	26.8
Wittman	9	300	67	121	.554	14	17	.824	18	30	22	4	4	148	16.4
Willis	9	356	60	115	.522	21	31	.677	83	6	33	9	7	141	15.7
Carr	9	162	39	56	.696	26	32	.813	27						



## HAWKS YEARLY PLAYOFF STATS, CONT.

### 1987-88 PLAYOFF STATS

(Defeated Milwaukee, 3-2 ... Lost to Boston, 4-3)

	G	Min	FGM	FGA	Pct.	FTM	FTA	Pct.	Reb	Asst	PF	Stl	Blk	Pts	Avg
Wilkins	12	473	137	300	.457	96	125	.768	77	34	24	16	6	374	31.2
Willis	12	462	80	138	.580	34	50	.680	108	11	51	10	10	194	16.2
Rivers	12	409	71	139	.511	39	43	.907	59	115	40	25	2	188	15.7
Wittman	12	344	66	122	.541	5	7	.714	26	43	26	7	1	137	11.4
Webb	12	211	35	81	.432	34	37	.919	20	56	22	9	0	106	8.8
Battle	12	166	32	67	.478	17	25	.680	20	26	14	2	0	81	6.8
Carr	12	210	36	68	.529	9	14	.643	41	15	47	4	17	81	6.8
Levingston	12	163	24	50	.480	12	16	.750	26	7	25	5	5	60	5.0
Rollins	12	333	20	36	.556	13	15	.867	71	6	46	10	19	53	4.4
Hastings	11	103	9	14	.643	8	8	1.000	17	3	21	3	1	26	2.4
Wood	4	4	1	1	1.000	0	0	—	0	1	0	0	0	3	0.8
Washburn	1	2	0	0	—	0	0	—	0	0	0	0	0	0	—

3-pt. field goals: Atlanta 14-54 (.259) - Wilkins 4-18 (.222), Willis 0-1 (.000), Rivers 7-22 (.318), Webb 2-8 (.250), Battle 0-2 (.000), Carr 0-1 (.000), Hastings 0-1 (.000), Wood 1-1 (1.000), Opponents 21-70 (.300).

### 1988-89 PLAYOFF STATS

(Lost to Milwaukee, 3-2)

	G	Min	FGM	FGA	Pct.	FTM	FTA	Pct.	Reb	Asst	PF	Stl	Blk	Pts	Avg
Wilkins	5	212	52	116	.448	27	38	.711	27	17	5	4	8	136	27.2
Malone	5	197	32	64	.500	40	51	.784	60	9	5	7	4	105	21.0
Rivers	5	191	22	57	.386	17	24	.708	24	34	22	7	2	67	13.4
Koncak	5	192	18	29	.621	28	33	.848	48	4	23	2	8	64	12.8
Battle	5	118	20	46	.435	9	12	.750	13	16	13	2	0	49	9.8
Theus	5	127	14	38	.368	9	12	.750	7	24	18	1	0	37	7.4
Carr	5	81	13	21	.619	8	11	.727	8	7	13	0	4	34	6.8
Levingston	5	77	3	11	.273	9	10	.900	17	2	15	0	3	16	3.2
Webb	5	55	3	11	.273	2	2	1.000	4	15	6	4	0	8	1.6

3-pt. field goals: Atlanta 13-46 (.283) - Wilkins 5-17 (.294), Malone 1-1 (1.000), Rivers 6-19 (.316), Battle 0-6 (.000), Theus 0-2 (.000), Levingston 1-1 (1.000), Opponents 13-41 (.317).

### 1990-91 PLAYOFF STATS

(Lost to Detroit, 3-2)

	G	Min	FGM	FGA	Pct.	FTM	FTA	Pct.	Reb	Asst	PF	Stl	Blk	Pts	Avg
Wilkins	5	195	35	94	.372	32	35	.914	32	13	8	9	5	104	20.8
Rivers	5	173	30	64	.469	17	19	.895	20	15	14	5	2	78	15.6
Willis	5	159	27	67	.403	21	30	.700	45	5	22	3	1	77	15.4
Webb	5	154	25	57	.439	11	16	.688	22	24	13	7	1	66	13.2
Battle	5	107	16	44	.364	24	25	.960	10	11	11	1	0	58	11.6
Moncrief	5	91	11	22	.500	13	16	.813	16	2	16	3	0	36	7.2
Ferrell	5	73	8	18	.444	8	12	.667	17	3	10	0	0	24	4.8
Malone	5	84	4	20	.200	13	14	.929	31	3	4	2	1	21	4.2
McCormick	2	13	2	7	.286	2	3	.667	2	0	1	0	0	6	3.0
Koncak	5	133	4	14	.286	2	2	1.000	23	7	17	2	4	10	2.0
Leonard	2	5	2	2	1.000	0	0	—	2	0	0	0	0	4	2.0
Robinson	2	13	1	4	.250	0	0	—	1	1	1	1	0	2	1.0

3-pt. field goals: Atlanta 13-52 (.250) - Wilkins 2-15 (.133), Rivers 1-11 (.091), Willis 2-3 (.667), Webb 5-12 (.417), Battle 2-5 (.400), Moncrief 1-6 (.167), Opponents 23-59 (.390).

### 1992-93 PLAYOFF STATS

(Lost to Chicago, 3-0)

	G	Min	FGM	FGA	Pct.	FTM	FTA	Pct.	Reb	Asst	PF	Stl	Blk	Pts	Avg
Wilkins	3	113	32	75	.427	23	30	.767	16	9	8	3	1	90	30.0
Willis	3	103	21	45	.467	8	14	.571	26	3	13	2	0	50	16.7
Augmon	3	93	14	31	.452	8	12	.667	8	5	7	4	0	36	12.0
Ferrell	3	54	14	23	.609	4	5	.800	5	1	6	0	0	33	11.0
Blaylock	3	99	9	25	.360	5	6	.833	13	13	9	3	4	27	9.0
Keefe	3	53	7	13	.538	4	6	.667	13	6	7	1	0	18	6.0
Foster	1	5	1	3	.333	3	4	.750	1	0	0	0	0	5	5.0
Mays	1	20	2	4	.500	0	0	—	1	0	3	0	0	4	4.0
Henson	3	47	3	9	.333	0	0	—	4	5	4	4	0	8	2.7
Graham	2	27	2	8	.250	0	0	—	3	2	2	4	0	4	2.0
Breuer	1	17	1	4	.250	0	0	—	2	1	2	0	1	2	2.0
Koncak	3	89	1	10	.100	1	2	.500	24	4	9	3	5	3	1.0

3-pt. field goals: Atlanta 10-36 (.278) - Wilkins 3-12 (.250), Willis 0-1 (.000), Ferrell 1-3 (.333), Blaylock 4-12 (.333), Mays 0-1 (.000), Henson 2-5 (.400), Graham 0-2 (.000), Opponents 15-34 (.441).

## HAWKS YEARLY PLAYOFF STATS, CONT.

### 1993-94 PLAYOFF STATS

(Defeated Miami, 3-2 ... Lost to Indiana, 4-2)

	G	Min	FGM	FGA	Pct.	FTM	FTA	Pct.	Reb	Asst	PF	Stl	Blk	Pts	Avg
Manning	11	426	84	172	.488	52	66	.788	77	37	39	15	9	220	20.0
Blaylock	11	415	48	141	.340	25	30	.833	55	98	22	24	5	143	13.0
Willis	11	362	59	129	.457	16	21	.762	119	11	37	8	5	134	12.2
Ehlo	11	317	50	118	.424	17	24	.708	30	40	32	11	0	125	11.4
Augmon	11	324	46	89	.517	27	38	.711	29	28	26	7	2	119	10.8
Ferrell	11	187	25	63	.397	27	36	.750	31	17	24	5	3	78	7.1
Lang	11	234	29	63	.460	17	22	.773	47	5	35	6	20	75	6.8
Koncak	11	195	27	66	.409	4	10	.400	30	13	32	6	12	58	5.3
Keefe	7	62	6	10	.600	4	9	.444	13	2	9	1	1	16	2.3
Whatley	11	113	9	28	.321	6	8	.750	14	12	18	7	0	24	2.2
Graham	1	2	1	2	.500	0	0	—	0	0	0	0	0	2	2.0
Edwards	1	3	0	0	—	0	0	—	0	0	0	0	1	0	—

3-pt. field goals: Atlanta 31-98 (.316) - Blaylock 22-64 (.344), Willis 0-5 (.000), Ehlo 8-23 (.348), Ferrell 1-4 (.250), Lang 0-1 (.000), Graham 0-1 (.000), Opponents 47-130 (.362).

### 1994-95 PLAYOFF STATS

(Lost to Indiana, 3-0)

	G	Min	FGM	FGA	Pct.	FTM	FTA	Pct.	Reb	Asst	PF	Stl	Blk	Pts	Avg
Smith	3	108	17	43	.395	16	19	.842	8	6	14	6	1	57	19.0
Blaylock	3	121	18	49	.367	7	11	.636	13	17	6	4	0	54	18.0
Long	3	110	14	28	.500	13	18	.722	34	4	11	4	1	41	13.7
Corbin	3	79	12	26	.462	8	9	.889	10	2	0	2	1	34	11.3
Lang	3	101	12	28	.429	7	9	.778	12	1	12	2	2	31	10.3
Augmon	3	52	6	14	.429	9	12	.750	7	5	8	3	0	21	7.0
Norman	3	42	7	18	.389	1	7	.143	9	3	13	0	1	16	5.3
Ehlo	3	49	2	12	.167	4	4	1.000	7	3	0	2	0	9	3.0
Anderson	3	39	1	5	.200	3	4	.750	13	2	9	2	2	5	1.7
Whatley	3	19	0	4	.000	0	0	—	4	1	2	0	0	0	—

3-pt. field goals: Atlanta 22-67 (.328) - Smith 7-18 (.389), Blaylock 11-28 (.393), Long 0-1 (.000), Corbin 2-6 (.333), Norman 1-8 (.125), Ehlo 1-6 (.167), Opponents 17-49 (.347).

### 1995-96 PLAYOFF STATS

(Defeated Indiana, 3-2 ... Lost to Orlando, 4-1)

	G	Min	FGM	FGA	Pct.	FTM	FTA	Pct.	Reb	Asst	PF	Stl	Blk	Pts	Avg
Smith	10	421	75	171	.439	42	52	.808	41	32	31	13	13	217	21.7
Blaylock	10	426	61	145	.421	16	24	.667	43	64	15	22	8	171	17.1
Laettner	10	334	59	122	.484	38	54	.704	69	15	41	12	10	157	15.7
Long	10	362	44	111	.396	20	25	.800	86	28	27	7	3	114	11.4
Augmon	10	314	35	72	.486	33	40	.825	36	27	26	11	6	103	10.3
Henderson	10	145	23	40	.575	7	10	.700	27	7	20	1	4	53	5.3
Rooks	10	140	16	28	.571	13	21	.619	27	7	35	4	4	45	4.5
Ehlo	9	171	12	41	.293	5	7	.714	18	9	14	9	2	36	4.0
Bullard	4	51	4	12	.333	2	4	.500	6	0	6	0	2	14	3.5
Jordan	10	59	7	13	.538	3	7	.429	6	9	7	5	1	17	1.7
Boyce	1	2	0	2	.000	0	0	—	0	0	0	0	0	0	—

3-pt. field goals: Atlanta 76-206 (.369) - Smith 25-61 (.410), Blaylock 33-84 (.393), Laettner 1-3 (.333), Long 6-24 (.250), Augmon 0-1 (.000), Ehlo 7-23 (.304), Bullard 4-8 (.500), Boyce 0-2 (.000), Opponents 49-149 (.329).

### 1996-97 PLAYOFF STATS

(Defeated Detroit, 3-2 ... Lost to Chicago, 4-1)

	G	Min	FGM	FGA	Pct.	FTM	FTA	Pct.	Reb	Asst	PF	Stl	Blk	Pts	Avg
Smith	10	421	55	139	.396										



## HAWKS YEARLY PLAYOFF STATS, CONT.

### 1997-98 PLAYOFF STATS

(Lost to Charlotte, 3-1)

	G	Min	FGM	FGA	Pct.	FTM	FTA	Pct.	Reb	Asst	PF	Stl	Blk	Pts	Avg
Smith	4	160	39	68	.574	11	16	.688	11	9	17	2	3	99	24.8
Blaylock	4	153	22	53	.415	7	12	.583	20	33	8	9	1	59	14.8
Henderson	4	126	20	38	.526	11	18	.611	22	4	13	3	1	51	12.8
Laetner	4	87	12	35	.343	15	17	.882	17	4	16	6	1	39	9.8
Mutombo	4	136	11	24	.458	10	16	.625	51	1	10	1	0	29	7.3
Recasner	4	89	10	25	.400	2	2	1.000	4	8	7	2	0	29	8.0
Brown	4	50	7	15	.467	1	2	.500	6	4	5	0	0	16	4.0
Corbin	4	113	7	25	.280	0	0	—	15	4	10	6	1	15	3.8
Crawford	1	4	0	0	—	2	2	1.000	2	0	2	0	1	2	2.0
Miller	4	33	3	8	.375	2	2	1.000	9	1	5	2	1	8	2.0
Anderson	1	4	0	0	—	0	2	.000	2	0	1	0	1	0	0.0
Barry	2	5	0	1	.000	0	0	—	1	0	0	0	0	0	0.0

3-pt. field goals: Atlanta 27-72 (.375) - Smith 10-20 (.500), Blaylock 8-27 (.296), Henderson 0-1 (.000), Laetner 0-3 (.000), Recasner 7-12 (.583), Brown 1-2 (.500), Corbin 1-6 (.167), Barry 0-1 (.000), Opponents 14-35 (.400).

### 1998-99 PLAYOFF STATS

(Defeated Detroit, 3-2 ... Lost to New York, 4-0)

	G	Min	FGM	FGA	Pct.	FTM	FTA	Pct.	Reb	Asst	PF	Stl	Blk	Pts	Avg
Smith	9	356	54	153	.353	39	43	.907	31	30	32	14	2	156	17.3
Mutombo	9	380	40	71	.563	33	47	.702	125	11	28	5	23	113	12.6
Blaylock	9	358	44	135	.326	7	15	.467	36	36	11	18	2	113	12.6
Long	9	358	36	88	.409	32	44	.727	74	8	27	18	4	105	11.7
Crawford	6	125	16	48	.333	23	26	.885	19	5	19	1	1	59	9.8
Corbin	9	268	30	72	.417	3	4	.750	33	16	20	6	0	69	7.7
Gray	8	71	15	41	.366	10	11	.909	9	4	11	6	1	44	5.5
McLeod	6	49	11	21	.524	4	4	1.000	3	1	3	1	1	26	4.3
Johnson	9	111	8	29	.276	7	10	.700	9	10	9	1	1	24	2.7
West	9	68	3	10	.300	2	4	.500	9	2	14	2	1	8	0.9
Sheppard	4	12	0	3	.000	0	0	—	2	2	0	1	0	0	—
Henderson	1	4	0	0	—	0	0	—	0	0	1	0	0	0	—

3-pt. field goals: Atlanta 43-138 (.312) - Smith 9-33 (.273), Blaylock 18-51 (.353), Long 1-4 (.250), Crawford 4-14 (.286), Corbin 6-23 (.261), Gray 4-11 (.364), Johnson 1-2 (.500), Opponents 28-92 (.304).

### 2007-08 PLAYOFF STATS

(Lost to Boston, 4-3)

	G	Min	FGM	FGA	Pct.	FTM	FTA	Pct.	Reb	Asst	PF	Stl	Blk	Pts	Avg
Johnson	7	275	47	115	.409	30	33	.909	27	28	16	2	0	140	20.0
Smith	7	237	35	88	.398	37	44	.841	45	20	26	12	20	110	15.7
Horford	7	277	34	72	.472	20	27	.741	73	25	26	3	7	88	12.6
Williams	7	199	24	58	.414	32	36	.889	28	5	21	2	3	80	11.4
Bibby	7	252	22	65	.338	21	32	.656	22	22	12	4	2	72	10.3
Childress	7	205	22	42	.524	6	12	.500	40	11	7	1	5	50	7.1
Pachulia	7	105	7	25	.280	15	21	.714	20	2	22	2	0	29	4.1
Stoudamire	3	28	4	9	.444	2	2	1.000	1	0	2	1	0	12	4.0
Law	7	61	6	8	.750	9	10	.900	2	8	5	2	0	21	3.0
Richardson	3	6	1	4	.250	0	0	—	0	0	1	0	0	2	0.7
Jones	7	29	2	10	.200	0	2	.000	8	1	3	1	3	4	0.6
West	6	6	1	3	.333	0	1	.000	2	0	0	0	0	2	0.3

3-pt. field goals: Atlanta 28-87 (.322) - Johnson 16-36 (.444), Bibby 7-24 (.292), Smith 3-18 (.167), Stoudamire 2-6 (.333), Childress 0-2 (.000), Pachulia 0-1 (.000), Opponents 50-131 (.382).

### 2008-09 PLAYOFF STATS

(Defeated Miami, 4-3 ... Lost to Cleveland, 4-0)

	G	Min	FGM	FGA	Pct.	FTM	FTA	Pct.	Reb	Asst	PF	Stl	Blk	Pts	Avg
Smith	11	410	67	159	.421	52	71	.732	82	24	36	12	17	188	17.1
Johnson	11	429	70	168	.417	28	45	.622	49	39	24	14	0	180	16.4
Bibby	11	390	49	106	.462	21	22	.955	37	46	34	10	2	145	13.2
Murray	11	341	42	123	.341	32	37	.865	30	28	17	12	3	130	11.8
Pachulia	11	260	22	53	.415	32	42	.762	76	3	40	5	3	76	6.9
Horford	9	252	25	59	.424	12	18	.667	52	18	26	6	6	62	6.9
Evans	11	265	28	65	.431	4	6	.667	16	10	29	6	3	68	6.2
Williams	6	97	10	29	.345	9	13	.692	9	6	8	5	2	30	5.0
Gardner	3	19	5	13	.385	1	1	1.000	2	2	4	1	0	14	4.7
Jones	9	77	6	12	.500	2	2	1.000	16	2	9	1	0	14	1.6
Law	6	28	3	9	.333	1	1	1.000	2	6	3	0	0	8	1.3
Hunter	4	14	2	3	.667	0	0	—	6	0	1	1	4	1.0	
West	11	46	2	10	.200	1	4	.250	5	2	2	2	0	5	0.5
Claxton	1	3	0	0	—	0	0	—	0	0	0	0	0	0	—
Morris	3	8	0	1	.000	0	0	—	2	0	2	1	0	0	0.0

3-pt. field goals: Atlanta 67-192 (.349) - Bibby 26-48 (.542), Murray 14-50 (.280), Johnson 12-34 (.353), Evans 8-28 (.286), Gardner 3-6 (.500), Smith 2-15 (.133), Law 1-3 (.333), Williams 1-6 (.167), Opponents 80-219 (.365).

## HAWKS YEARLY PLAYOFF STATS, CONT.

### 2009-10 PLAYOFF STATS

(Defeated Milwaukee, 4-3 ... Lost to Orlando, 4-0)

	G	Min	FGM	FGA	Pct.	FTM	FTA	Pct.	Reb	Asst	PF	Stl	Blk	Pts	Avg
Johnson	11	440	77	199	.387	34	42	.810	56	55	22	10	3	197	17.9
Crawford	11	351	56	154	.364	49	58	.845	30	30	26	9	1	179	16.3
Horford	11	388	67	128	.523	26	31	.839	99	29	35	8	19	161	14.6
Jos. Smith	11	392	62	129	.481	29	44	.659	99	29	30	13	19	155	14.1
Bibby	11	292	36	80	.450	7	10	.700	28	28	26	9	0	93	8.5
Williams	11	345	31	79	.392	29	32	.906	63	8	20	6	5	92	8.4
Pachulia	11	161	18	35	.514	15	24	.625	38	3	34	2	7	51	4.6
Evans	11	148	11	37	.297	0	0	—	13	2	19	9	0	25	2.3
Collins	3	10	3	5	.600	0	0	—	5	0	7	0	0	6	2.0
Teague	9	59	7	21	.333	0	0	—	2	4	3	3	1	16	1.8
Morris	3	10	1	2	.500	1	1	1.000	2	0	3	0	0	3	1.0
West	7	20	3	4	.750	0	0	—	2	1	7	1	0	6	0.9
Joe Smith	5	24	0	3	.000	0	0	—	2	0	1	0	1	0	0.0

3-pt. field goals: Atlanta 50-150 (.333) - Johnson 9-41 (.220), Crawford 18-50 (.360), Horford 1-1 (.100), Jos. Smith 2-6 (.333), Bibby 14-34 (.412), Williams 1-2 (.500), Evans 3-10 (.300), Teague 2-5 (.400), West 0-1 (.000), Opponents 90-261 (.345).

### 2010-11 PLAYOFF STATS

(Defeated Orlando, 4-2 ... Lost to Chicago, 4-2)

	G	Min	FGM	FGA	Pct.	FTM	FTA	Pct.	Reb	Asst	PF	Stl	Blk	Pts	Avg
Johnson	12	497	87	198	.439	34	42	.810	55	40	19	13	1	226	18.8
Ja. Crawford	12	358	61	155	.394	42	51	.824	16	30	17	9	4	185	15.4
Smith	12	438	69	171	.404	40	67	.597	102	35	39	13	25	181	15.1
Teague	8	238	37	72	.514	19	23	.826	17	28	10	6	3	94	11.8
Horford	12	468	58	137	.423	20	26	.769	115	42	33	5	12	136	11.3
Hinrich	6	173	26	52	.500	1	1	1.000	14	16	21	7	2	61	10.2
Williams	12	216	22	56	.393	10	13	.769	27	6	18	9	7	57	4.8
Pachulia	11	195	11	23	.478	17	22	.773	54	13	37	2	1	39	3.5
Collins	12	158	9	14	.643	3	8	.375	17	1	31	5	3	21	1.8
Wilkins	8	39	7	13	.538	0	0	—	8	1	2	2	2	14	1.8
Sy	4	11	2	3	.667	2	4	.500	1	3	1	1	0	6	1.5
Powell	9	48	5	9	.556										



NBA

4 PAUL MILLSAP

ATL







## NATIONAL BASKETBALL ASSOCIATION



**NATIONAL BASKETBALL ASSOCIATION**  
(www.nba.com)

**NBA ENTERTAINMENT**

**WOMEN'S NATIONAL BASKETBALL ASSOCIATION**

**NBA DEVELOPMENT LEAGUE**

### NEW YORK

Olympic Tower  
645 Fifth Avenue  
New York, NY 10022  
TEL: (212) 407-8000  
FAX: (212) 832-3861

### NEW JERSEY

100 Plaza Drive  
Secaucus, NJ 07094  
TEL: (201) 865-1500  
FAX: (201) 974-5973

### INTERNATIONAL OFFICES

#### CANADA

50 Bay Street, Suite 1402  
Toronto, Ontario  
Canada M5J 3A5  
TEL: 416-364-2030  
FAX: 416-364-0205

#### EUROPE

Headquarters - NBA EMEA  
125 Kensington High Street  
London, W8 5SF, UK  
TEL: 011-44-20-77-95-8921  
FAX: 011-44-20-7795-8901

#### SPAIN

pq. Empresarial 'La Finca'  
Edif. 15A, 28223  
Pozuelo de Alarcón  
Madrid, Spain  
TEL: 011-34-911-115-800  
FAX: 011-34-917-995-182

#### TURKEY

Tarakci Caddesi  
Bele Gerden Sitesi No8  
Zekeriyaka Sariyer  
Istanbul, Turkey  
TEL: 011-90-530-772-7975

#### AFRICA

Nelson Mandela Square, 2nd Floor  
West Tower  
Maude Street, Sandton  
Johannesburg, South Africa  
TEL: 011-27-11-881-5980  
FAX: 011-27-0-867-26-6351

#### INDIA

Parinee Crescenzo  
1st Floor, C38 & C39  
BCK, Mumbai 51  
TEL: 011-91-22-330-40608

### LATIN AMERICA

#### BRAZIL

Praia de Botafogo, 501  
Torre Pao de Acucar - 1st floor  
Rio de Janeiro, RJ, Brazil  
CEP: 22250-040  
TEL: 55-21-2586-6187

#### MEXICO

Av. Santa Fe #94 A Tower 8th Floor  
Col. Zedec Santa Fe  
Mexico City, Mexico 01210  
TEL: 52-55-8851-1146

### ASIA/PACIFIC

#### HONG KONG

3101, The Lee Gardens  
33 Hysan Avenue  
Causeway Bay, Hong Kong  
TEL: 011 852-2843-9600  
FAX: 011 852-2536-4808

#### TAIWAN

Suite 1303, No. 88, Section 2, Chung Hsiao East Rd.  
Taipei, Taiwan ROC  
TEL: 011-886-2-2358-1900  
FAX: 011-886-2-2358-1098

#### KOREA

21F Seoul Finance Center  
136 Sejong-daero, Jung-gu  
Seoul Korea 100-768  
TEL: 822-3782-6837  
FAX: 822-3782-4555

#### CHINA-BEIJING

19th Floor, Office Tower 2,  
China Central Place  
No. 79 Jianguo Road, Chaoyang District  
Beijing 100025 China  
TEL: (86) 10-5200-8200  
FAX: (86) 10-5200-8202

#### CHINA-SHANGHAI

Unit 2703-08, 27/F,  
Tower 2, Plaza 66  
1366 Nanjing West Road  
Shanghai 200040, China  
TEL: 86-21-6137-2200  
FAX: 86-21-6288-9920

## NATIONAL BASKETBALL ASSOCIATION DEVELOPMENT LEAGUE

645 5th Avenue  
New York, NY 10022  
www.nba.com/dleague  
Media Relations Contact: Joanna Shapiro (jshapiro@nba.com)

### 2012-13 NBDL TEAM DIRECTORY

**AUSTIN TOROS**  
12885 N. Highway 183, Suite 207  
Austin, TX 78750  
(512) 236-8333, **FAX:** (512) 236-8444  
Arena: Cedar Park Center  
Media Relations: Penn Travillion  
(ptravillion@austintoros.com)  
NBA Affiliation: San Antonio

**BAKERSFIELD JAM**  
1400 Norris Road  
Bakersfield, CA 93308  
(661) 615-8550, **FAX:** (615) 615-6555  
Arena: Dignity Health Events Center  
Media Relations: William Aquije  
(william@bakersfieldjam.com)  
NBA Affiliations: Atlanta, L.A. Clippers,  
Phoenix, Toronto, Utah

**CANTON CHARGE**  
1101 Market Avenue North  
Canton, OH 44702  
(330) 489-1701, **FAX:** (330) 489-1703  
Arena: Canton Memorial Civic Center  
Media Relations: Sean Wyatt  
(swyatt@cantoncharge.com)  
NBA Affiliation: Cleveland

**DELAWARE 87ers**  
300 Martin Luther King Blvd., Suite 200  
Wilmington, DE 19801  
(302) 504-7587  
Arena: Bob Carpenter Sports/Convocation Center  
Media Relations: Nicole Pender  
(nicolepender@sevens.com)  
NBA Affiliation: Philadelphia

**ERIE BAYHAWKS**  
110 East 8th Street  
Erie, PA 16501  
(814) 790-5000, **FAX:** (814) 790-5008  
Arena: Erie Insurance Arena  
Media Rel.: Jason Vaughn  
(jason.vaughn@nbaerie.com)  
NBA Affiliation: New York

**FORT WAYNE MAD ANTS**  
1910 St. Joe Center Rd., Suite 61  
Fort Wayne, IN 46825  
(260) 469-4667, **FAX:** (260) 469-4674  
Arena: War Memorial Coliseum  
Media Rel.: Audrey Siebrase  
(audrey@fortwaynehoops.com)  
NBA Affiliations: Charlotte, Detroit, Indiana, Memphis,  
Milwaukee, Orlando

**IDAHO STAMPEDE**  
233 South Capital Blvd, Suite 100  
Boise, ID 83702  
(208) 388-4667, **FAX:** (208) 388-3845  
Arena: CenturyLink Arena  
Media Relations: Ty Carter  
(ty@idahostampede.com)  
NBA Affiliation: Portland

**IOWA ENERGY**  
730 3rd Street  
Des Moines, IA 50309  
(515) 564-8550, **FAX:** (515) 564-8551  
Arena: Wells Fargo Arena  
Media Relations: Randi Burrell  
(rburrell@iowanba.com)  
NBA Affiliations: Chicago, Denver, Minnesota, New  
Orleans, Washington

**LOS ANGELES D-FENDERS**  
555 North Nash St.  
El Segundo, CA 90245  
(310) 426-6000; **FAX:** (310) 426-6031  
Arena: Toyota Sports Center  
Media Relations: Daniel Ramirez  
(dramirez@d-fenders.com)  
NBA Affiliation: LA Lakers

**MAINE RED CLAWS**  
413 Congress Street  
Portland, ME 04101  
(207) 210-6655, **FAX:** (207) 210-6659  
Arena: Portland Exposition Building  
Media Relations: TBD  
NBA Affiliation: Boston

**RENO BIGHORNS**  
9393 Gateway Dr., Suite BH  
Reno, NV 89511  
(775) 284-2622, **FAX:** (775) 853-1601  
Arena: Reno Events Center  
Media Relations: Allison Strekal  
(abeck@renobighorns.com)  
NBA Affiliation: Sacramento

**RIO GRANDE VALLEY VIPERS**  
4500 N 10th St, Suite 315  
McAllen, TX 78504  
(956) 972-1144, **FAX:** (956) 972-1150  
Arena: State Farm Arena  
Media Relations: Rebecca Sweat  
(rsweat@rgvipers.com)  
NBA Affiliation: Houston

**SANTA CRUZ WARRIORS**  
903 Pacific Ave., Suite 101  
Santa Cruz, CA 95060  
(831) 468-3200, **FAX:** (831) 466-3201  
Arena: Kaiser Permanente Arena  
Media Relations: Matt De Nasnera  
(mdenasnera@santacruzbasketball.com)  
NBA Affiliation: Golden State

**SIOUX FALLS SKYFORCE**  
2131 South Minnesota Ave  
Sioux Falls, SD 57105  
(605) 332-0605, **FAX:** (605) 332-2305  
Arena: Sanford Pentagon  
Media Relations: Brett Hansen  
(brett@skyforceonline.com)  
NBA Affiliation: Miami

**SPRINGFIELD ARMOR**  
1 Monarch Place, Suite 220  
Springfield, MA 01144  
(413) 746-3263, **FAX:** (413) 746-3262  
Arena: MassMutual Center  
Media Relations: Eli Pearlstein  
(epearlstein@armorhoops.com)  
NBA Affiliation: Brooklyn

**TEXAS LEGENDS**  
2601 Avenue of the Stars, Suite 300  
Frisco, TX 75215  
(214) 469-0822, **FAX:** (214) 469-0823  
Arena: Dr. Pepper Arena  
Media Relations: Britney Wynn  
(bwyynn@texaslegends.com)  
NBA Affiliation: Dallas

**TULSA 66ers**  
10425 South 82nd East Avenue, Suite 105  
Tulsa, OK 74133  
(918) 585-8447, **FAX:** (918) 398-6930  
Arena: SpiritBank Event Center  
Media Relations: Ben Coldagelli  
(bcoldagelli@tulsa66ers.com)  
NBA Affiliation: Oklahoma City



### CHAMPIONSHIP SERIES

April 25, 2013 - Rio Grande Valley 112 - Santa Cruz 102  
April 27, 2013 - Rio Grande Valley 102 - Santa Cruz 91

### 2012-13 FINAL REGULAR SEASON STANDINGS

WEST DIVISION	HOME		AWAY		Pct	GB	Last 10
	W	L	W	L			
Bakersfield	36-14	22-3	14-11	.720	--	8-2	
Santa Cruz	32-18	19-6	13-12	.640	4.0	5-5	
Los Angeles	21-29	14-11	7-18	.420	15.0	2-8	
Idaho	19-31	10-15	9-16	.380	17.0	6-4	
Reno	16-34	11-14	5-20	.320	20.0	3-7	

CENTRAL DIVISION	HOME		AWAY		Pct	GB	Last 10
	W	L	W	L			
Rio Grande Valley	35-15	20-5	15-10	.700	--	10-0	
Austin	27-23	15-10	12-13	.540	8.0	4-6	
Tulsa	27-23	16-9	11-14	.540	8.0	4-6	
Sioux Falls	25-25	13-12	12-13	.500	10.0	3-7	
Texas	21-29	13-12	8-17	.420	14.0	3-7	
Iowa	14-36	10-15	4-21	.280	21.0	5-5	

EAST DIVISION	HOME		AWAY		Pct	GB	Last 10
	W	L	W	L			
Canton	30-20	16-9	14-11	.600	--	6-4	
Fort Wayne	27-23	16-9	11-14	.540	3.0	7-3	
Maine	26-24	14-11	12-13	.520	4.0	5-5	
Erie	26-24	14-11	12-13	.520	4.0	4-6	
Springfield	18-32	12-13	6-19	.360	12.0	3-7	



## NBA AWARD WINNERS

### 2013 NBA HONOR ROLL

NBA Most Valuable Player.....	LeBron James, Miami
Red Auerbach Coach of the Year.....	George Karl, Denver
Rookie of the Year.....	Damian Lillard, Portland
Most Improved Player.....	Paul George, Indiana
Defensive Player of the Year.....	Marc Gasol, Memphis
Sixth Man of the Year.....	J.R. Smith, New York
J. Walter Kennedy PBWA Citizenship Award.....	Kenneth Faried, Denver
Sporting News NBA Executive of the Year.....	Masai Ujiri, Denver
Joe Dumars Trophy/NBA Sportsmanship Award.....	Jason Kidd, New York
Twyman-Stokes Award.....	Chauncey Billups, LA Clippers

### ALL-NBA TEAMS

	First Team	Second Team	Third Team
F	LeBron James, Heat	Carmelo Anthony, Knicks	David Lee, Warriors
F	Kevin Durant, Thunder	Blake Griffin, Clippers	Paul George, Pacers
C	Tim Duncan, Spurs	Marc Gasol, Grizzlies	Dwight Howard, Lakers
G	Kobe Bryant, Lakers	Tony Parker, Spurs	Dwyane Wade, Heat
G	Chris Paul, Clippers	Russell Westbrook, Thunder	James Harden, Rockets

### NBA ALL-DEFENSIVE TEAMS

First Team	Second Team
LeBron James, Heat	Tim Duncan, Spurs
Serge Ibaka, Thunder	Paul George, Pacers
Tyson Chandler, Knicks/Joakim Noah, Bulls	Marc Gasol, Grizzlies
Tony Allen, Grizzlies	Avery Bradley, Celtics
Chris Paul, Clippers	Mike Conley, Grizzlies

### NBA ALL-ROOKIE TEAMS (Chosen without regard to position)

First Team	Second Team
Damian Lillard, Trail Blazers	Andre Drummond, Pistons
Bradley Beal, Wizards	Jonas Valanciunas, Raptors
Anthony Davis, Hornets	Michael Kidd-Gilchrist, Bobcats
Dion Waiters, Cavaliers	Kyle Singler, Pistons
Harrison Barnes, Warriors	Tyler Zeller, Cavaliers

### NBA MOST VALUABLE PLAYER BALLOTING

Player, Team	1st	2nd	3rd	4th	5th	Pts
LeBron James, Miami	120	1	0	0	0	1,207
Kevin Durant, Oklahoma City	0	93	21	2	3	765
Carmelo Anthony, New York	1	16	51	27	17	475
Chris Paul, LA Clippers	0	2	27	39	23	289
Kobe Bryant, LA Lakers	0	4	12	23	27	184
Tony Parker, San Antonio	0	2	1	12	10	65
James Harden, Houston	0	0	0	7	12	33
Russell Westbrook, Oklahoma City	0	0	0	1	6	9
Dwayne Wade, Miami	0	0	1	0	0	5
Stephen Curry, Golden State	0	0	0	0	3	3
Kevin Garnett, Boston	0	0	0	0	1	1
David Lee, Golden State	0	0	0	0	1	1
Ty Lawson, Denver	0	0	0	0	1	1
Marc Gasol, Golden State	0	0	0	0	1	1
Joakim Noah, Chicago	0	0	0	0	1	1

## FINAL NBA STANDINGS

### EASTERN CONFERENCE

ATLANTIC	W	L	PCT.	GB	HOME	ROAD	LAST 10 GAMES	STREAK
New York	54	28	.659	--	31-10	23-18	8-2	Won 1
Brooklyn	49	33	.598	5	26-15	23-18	7-3	Won 2
Boston	41	40	.506	12.5	27-13	14-27	4-6	Lost 1
Philadelphia	34	48	.415	20	23-18	11-30	5-5	Won 1
Toronto	34	48	.415	20	21-20	13-28	7-3	Won 5

CENTRAL	W	L	PCT.	GB	HOME	ROAD	LAST 10 GAMES	STREAK
Indiana	49	32	.605	--	30-11	19-21	5-5	Lost 3
Chicago	45	37	.549	4.5	24-17	21-20	5-5	Won 2
Milwaukee	38	44	.463	11.5	21-20	17-24	3-7	Won 1
Detroit	29	53	.354	20.5	18-23	11-30	5-5	Lost 1
Cleveland	24	58	.293	25.5	14-27	10-31	2-8	Lost 6

SOUTHEAST	W	L	PCT.	GB	HOME	ROAD	LAST 10 GAMES	STREAK
Miami	66	16	.805	--	37-4	29-12	9-1	Won 8
Atlanta	44	38	.537	22	25-16	19-22	4-6	Lost 2
Washington	29	53	.354	37	22-19	7-34	3-7	Lost 6
Charlotte	21	61	.256	45	15-26	6-35	4-6	Won 3
Orlando	20	62	.244	46	12-29	8-33	2-8	Lost 3

### WESTERN CONFERENCE

SOUTHWEST	W	L	PCT.	GB	HOME	ROAD	LAST 10 GAMES	STREAK
San Antonio	58	24	.707	--	35-6	23-18	3-7	Lost 3
Memphis	56	26	.683	2	32-9	24-17	8-2	Won 2
Houston	45	37	.549	13	29-12	16-25	6-4	Lost 2
Dallas	41	41	.500	17	24-17	17-24	6-4	Won 1
New Orleans	27	55	.329	31	16-25	11-30	2-8	Lost 5

NORTHWEST	W	L	PCT.	GB	HOME	ROAD	LAST 10 GAMES	STREAK
Oklahoma City	60	22	.732	--	34-7	26-15	7-3	Lost 1
Denver	57	25	.695	3	38-3	19-22	8-2	Won 3
Utah	43	39	.524	17	30-11	13-28	7-3	Lost 1
Portland	33	49	.402	27	22-19	11-30	0-10	Lost 13
Minnesota	31	51	.378	29	20-21	11-30	5-5	Won 1

PACIFIC	W	L	PCT.	GB	HOME	ROAD	LAST 10 GAMES	STREAK
LA Clippers	56	26	.683	--	32-9	24-17	7-3	Won 7
Golden State	47	35	.573	9	28-13	19-22	6-4	Won 2
LA Lakers	45	37	.549	11	29-12	16-25	8-2	Won 5
Sacramento	28	54	.341	28	20-21	8-33	2-8	Lost 4
Phoenix	25	57	.305	31	17-24	8-33	2-8	Lost 1

### 2012-13 HEAD-TO-HEAD WIN GRID

	ATL	BOS	BKN	CHA	CHI	CLE	DAL	DEN	DET	GS	HOU	IND	IND	LAC	LAL	MEM	MIA	MIL	MIN	NO	NY	OKC	ORL	PHI	PHO	POR	SAC	SA	TOR	UTA	WAS
NY	3	3	2	2	0	3	1	1	4	1	0	2	0	1	1	3	3	2	2	2	--	1	4	3	2	0	1	2	2	2	3
BKN	2	3	--	3	1	3	1	1	4	0	0	3	1	0	0	2	1	2	2	1	4	3	2	2	2	2	2	0	3	0	3
BOS	3	--	1	2	2	2	1	1	1	1	1	2	1	0	0	1	1	1	0	1	1	1	3	2	2	1	1	0	3	2	3
PHI	2	2	1	3	0	3	1	1	1	1	1	2	0	1	1	0	1	0	1	0	1	0	1	--	1	1	2	0	3	1	2
TOR	1	1	1	2	2	2	1	1	2	0	1	2	1	1	0	0	0	2	2	2	0	4	1	2	1	0	0	--	0	2	
IND	2	0	0	3	3	4	2	0	4	1	2	--	1	1	2	2	2	1	2	2	0	2	2	2	2	1	2	0	2	1	3
CHI	2	2	3	2	--	3	1	0	3	2	0	1	0	1	0	2	2	2	1	4	0	4	3	1	0	1	0	1	1	2	2
MIL	0	3	2	2	2	1	0	1	2	1	2	1	2	0	1	0	1	0	1	2	3	2	2	2	2	2	0	3	1	1	1
DET	1	2	0	3	1	4	0	0	--	0	0	0	0	0	0	1	3	0	0	0	0	0	2	2	1	1	1	1	2	0	4
CLE	2	2	0	2	1	--	0	0	0	0	0	0	0	1	1	0	0	2	0	1	0	1	3	1	2	1	0	0	2	1	3
MIA	4	3	3	4	2	4	2	2	2	1	2	1	1	2	1	--	3	2	2	1	2	4	4	2	1	2	2	3	1	3	1
ATL	--	1	2	4	1	2	1	1	2	0	0	2	1	1	2	0	4	1	1	0	1	4	2	1	1	2	0	2	2	2	3
WAS	1	0	1	1	2	0	0	2	0	0	1	1	1	1	1	2	1	2	1	2	1	1	2	1	2	2	0	2	0	2	0
CHA	0	2	0	--	1	1	0	1	0	1	0	0	0	0	2	2	0	1	0	3	1	0	3	1	0	0	0	2	0	3	0
ORL	0	0	0	1	0	1	0	1	2	2	0	1	1	1	0	0	1	1	0	0	1	1	0	--	2	2	1	0	0	0	2
SA	2	2	2	2	2	2	4	2	1	2	3	2	2	2	2	0	2	2	3	0	2	2	2	2	2	2	1	4	--	2	2
MEM	0	2	2	2	2	2	3	1	2	3	3	0	1	2	--	1	2	3	2	1	2	2	1	2	2	3	4	2	2	3	1
HOU	2	1	2	2	2	2	1	0	2	3	--	0	1	2	1	0	1	2	3	2	1	2	3	1	2	2	2	1	1	3	6
DAL	1	1	1	1	1	2	--	1	2	1	3	0	1	1	1	0	1	2	3	1	0	2	1	2	3	3	4	0	1	1	2
NO	1	2	0	2	1	1	1	1	2	0	1	0	1	0	2	0	1	1	--	0	0	1	1	2	2	2	2	1	0	1	0
OKC	1	1	1	2	2	1	4	1	2	3	2	2	3	3	1	0	1	2	4	1	--	2	2	4	4	3	2	2	3	1	1
DEN	1	1	1	2	2	2	--	2	3	4	2	2	3	3	0	2	2	2	2	1	3	1	1	2	3	4	2	1	3	0	0
UTA	0	0	2	2	0	1	2	2	1	2	1	0	2	1	1	4	3	0	1	2	1	3	3	2	1	3	3	2	--	2	
POR	1	1	0	2	2	1	1	1	0	2	1	1	1	1	1	0	4	1	2	0	1	1	1	1	--	2	2	1	1	0	1
MIN	1	1	1	0	0	2	2	2	2	0	1	1	0	0	0	2	--	3	0	2	1	2	3	0	2	2	0	0	1	0	1
LAC	1	1	1	2	2	1	2	1	2	1	2	1	--	4	3	1	2	4	3	2	0	1	2	3	3	3	2	1	4	1	1
GS	2	1	2	2	0	2	1	2	--	1	3	1	0	1	0	4	4	1	0	1	1										



## FINAL NBA STATS

### 2012-13 FINAL NBA INDIVIDUAL HIGHS

MOST MINUTES PLAYED, SEASON	3,167	Lillard, Portland
MOST MINUTES PLAYED, GAME	60	DeRozan, Toronto vs. Utah 11/12 (3 OT)
	48	8 times, most recently by:
		Barton, Portland vs. Golden State 4/17
MOST FIELD GOALS MADE, GAME	19	Wade, Miami vs. Sacramento 2/26 (2 OT)
	19	Jefferson, Utah vs. Minnesota 4/12
MOST FIELD GOAL ATTEMPTS, GAME	41	Bryant, LA Lakers at Golden State 12/22 (OT)
	33	Bryant, LA Lakers at Atlanta 3/13
MOST 3-PT. FIELD GOALS MADE, GAME	11	Curry, Golden State at New York 2/27
	11	D. Williams, Brooklyn vs. Washington 3/8
MOST 3-PT. FIELD GOAL ATTEMPTS, GAME	16	D. Williams, Brooklyn vs. Washington 3/8
MOST FREE THROWS MADE, GAME	25	Howard, LA Lakers at Orlando 3/12
MOST FREE THROW ATTEMPTS, GAME	39	Howard, LA Lakers at Orlando 3/12
MOST REBOUNDS, GAME	29	Vucevic, Orlando vs. Miami 12/31 (OT)
	28	Chandler, New York vs. Golden State 2/27
MOST OFFENSIVE REBOUNDS, GAME	12	3 times, most recently by:
		Evans, Brooklyn at Portland 3/27
MOST DEFENSIVE REBOUNDS, GAME	23	Howard, LA Lakers vs. Denver 1/6
MOST OFFENSIVE REBOUNDS, SEASON	310	Randolph, Memphis
MOST DEFENSIVE REBOUNDS, SEASON	694	Howard, LA Lakers
MOST ASSISTS, GAME	20	Rondo, Boston vs. Philadelphia 11/9 (OT)
	20	Rondo, Boston vs. Toronto 11/17
MOST BLOCKED SHOTS, GAME	11	Hibbert, Indiana vs. New Orleans 11/21 (OT)
	11	Noah, Chicago vs. Philadelphia 2/28
MOST PERSONAL FOULS, SEASON	301	Johnson, Toronto
MOST DISQUALIFICATIONS, SEASON	8	Johnson, Toronto
	8	Sullinger, Boston

### 2012-13 FINAL NBA TEAM HIGHS AND LOWS

MOST POINTS, GAME	141	Miami vs. Sacramento 2/26 (2 OT)
	140	Houston vs. Golden State 2/5
FEWEST POINTS, GAME	58	Atlanta at Chicago 1/14
HIGHEST FIELD GOAL PERCENTAGE, GAME	.638	Chicago at Cleveland 11/2
LOWEST FIELD GOAL PERCENTAGE, GAME	.274	New York at Golden State 3/11
MOST FIELD GOALS MADE, GAME	56	Miami vs. Sacramento 2/26 (2 OT)
	54	Denver vs. Houston 4/6
FEWEST FIELD GOALS MADE, GAME	20	New York at Golden State 3/11
MOST FIELD GOAL ATTEMPTS, GAME	113	Denver at Golden State 11/10 (2 OT)
	113	Denver at Boston 2/10 (3 OT)
	104	Phoenix at Denver 4/17
FEWEST FIELD GOAL ATTEMPTS, GAME	60	Miami vs. New York 4/2
MOST 3-POINT FIELD GOALS MADE, GAME	23	Hibbert vs. Golden State 2/5
MOST 3-POINT FIELD GOALS ATTEMPTED, GAME	46	Houston at Washington 2/23
MOST FREE THROWS MADE, GAME	40	Oklahoma City at Denver 1/20 (OT)
	40	LA Clippers vs. Golden State 11/3
FEWEST FREE THROWS MADE, GAME	2	Atlanta at Cleveland 1/9
FEWEST FREE THROWS ATTEMPTED, GAME	3	Washington at Memphis 2/1
MOST REBOUNDS, GAME	67	Indiana vs. Sacramento 11/3 (3 OT)
	67	Brooklyn vs. Philadelphia 4/9
FEWEST REBOUNDS, GAME	23	Miami at Utah 1/14
MOST ASSISTS, GAME	41	San Antonio vs. Sacramento 3/1
MOST STEALS, GAME	18	LA Clippers vs. Dallas 12/5
MOST PERSONAL FOULS, GAME	35	Orlando vs. LA Lakers 3/12
FEWEST PERSONAL FOULS, GAME	5	Orlando at Philadelphia 2/4
MOST BLOCKED SHOTS, GAME	17	Dallas at New Orleans 2/22
MOST TURNOVERS, GAME	29	Phoenix vs. Toronto 3/6
FEWEST TURNOVERS, GAME	2	Oklahoma City vs. LA Lakers 3/5

## FINAL NBA STATS, CONTINUED

### 2012-13 FINAL NBA LEADERS

#### MINIMUMS FOR LEADERS

Scoring:	70 games or 1400 points	Blocked Shots:	70 games or 100 blocks
Rebounding:	70 games or 800 rebounds	Minutes:	70 games or 2,000 minutes
Field Goal Percentage:	300 field goals made	Asst/TO Ratio:	200 assists
Free Throw Percentage:	125 free throws made	Stls/TO Ratio:	82 steals
3-Pt. Field Goal Percentage:	55 3-pt. field goals made		
Assists:	70 games or 400 assists		
Steals:	70 games or 125 steals		

#### SCORING AVERAGE

Player, Team	G	FG	FT	Pts.	Avg.
Anthony, New York	67	669	425	1920	28.7
Durant, Oklahoma City	81	731	679	2280	28.1
Bryant, LA Lakers	78	738	525	2133	27.3
James, Miami	76	765	403	2036	26.8
Harden, Houston	78	585	674	2023	25.9
Westbrook, Oklahoma City	82	673	460	1903	23.2
Curry, Golden State	78	626	262	1786	22.9
Wade, Miami	69	569	308	1463	21.2
Aldridge, Portland	74	638	282	1560	21.1
Lopez, Brooklyn	74	570	297	1437	19.4
Ellis, Milwaukee	82	597	289	1577	19.2
Lillard, Portland	82	553	271	1562	19.0
D. Williams, Brooklyn	78	495	317	1476	18.9
Pierce, Boston	77	476	333	1430	18.6
Lee, Golden State	79	602	255	1459	18.5
Gay, Memphis-Toronto	75	521	240	1366	18.2
DeRozan, Toronto	82	548	355	1485	18.1
J. Smith, New York	80	527	237	1446	18.1
Griffin, LA Clippers	80	577	281	1440	18.0
Jefferson, Utah	78	611	167	1391	17.8

#### REBOUNDS PER GAME

Player, Team	G	Off	Def	Tot	Avg.
Howard, LA Lakers	76	251	694	945	12.4
Vujcic, Orlando	77	273	644	917	11.9
Asik, Houston	82	275	681	956	11.7
Randolph, Memphis	76	310	544	854	11.2
Lee, Golden State	79	218	668	886	11.2
Evans, Brooklyn	80	260	628	888	11.1
Hickson, Portland	80	266	562	828	10.4
Horford, Atlanta	74	195	562	757	10.2
Cousins, Sacramento	75	222	524	746	9.9
Boozer, Chicago	79	175	596	771	9.8
Monroe, Detroit	81	236	541	777	9.6
Sanders, Milwaukee	71	224	448	672	9.5
Thompson, Cleveland	82	306	467	773	9.4
Jefferson, Utah	78	156	564	720	9.2
Faried, Denver	80	260	474	734	9.2
Aldridge, Portland	74	175	495	670	9.1
Okafor, Washington	79	199	493	692	8.8
Smith, Atlanta	76	133	506	639	8.4
Hibbert, Indiana	79	296	360	656	8.3
Griffin, LA Clippers	80	186	476	662	8.3

#### ASSISTS PER GAME

Player, Team	G	Ast.	Avg.
Rondo, Boston	38	420	11.1
Paul, LA Clippers	70	678	9.7
Vasquez, New Orleans	78	704	9.0
Jr. Holiday, Philadelphia	78	625	8.0
D. Williams, Brooklyn	78	604	7.7
Parker, San Antonio	66	499	7.6
Westbrook, Oklahoma City	82	607	7.4
Dragic, Phoenix	77	569	7.4
Nelson, Orlando	56	413	7.4
Rubio, Minnesota	57	418	7.3
James, Miami	76	551	7.3
Teague, Atlanta	80	579	7.2
Calderon, Toronto-Orlando	73	518	7.1
Curry, Golden State	78	539	6.9
Lawson, Denver	73	501	6.9
Jennings, Milwaukee	80	521	6.5
Lillard, Portland	82	531	6.5
Lowry, Toronto	68	435	6.4
Conley, Memphis	80	487	6.1
Lin, Houston	82	497	6.1

#### FIELD GOAL PERCENTAGE

Player, Team	FG	FGA	Pct.
Jordan, LA Clippers	314	488	.643
Howard, LA Lakers	470	813	.578
McGee, Denver	303	527	.575
Ibaka, Oklahoma City	446	778	.573
James, Miami	765	1354	.565
Hickson, Portland	418	744	.562
Splitter, San Antonio	315	563	.560
Johnson, Toronto	336	606	.554
Faried, Denver	380	689	.552
Horford, Atlanta	576	1060	.543
Asik, Houston	332	614	.541
Landry, Golden State	325	602	.540
Griffin, LA Clippers	577	1072	.538
Bosh, Miami	485	907	.535
Lopez, New Orleans	384	719	.534
T. Young, Philadelphia	509	958	.531
Parker, San Antonio	519	995	.522
Lopez, Brooklyn	570	1094	.521
Wade, Miami	569	1093	.521
Pekovic, Minnesota	385	741	.520

#### FREE THROW PERCENTAGE

Player, Team	FT	FTA	Pct.
Durant, Oklahoma City	679	750	.905
Curry, Golden State	262	291	.900
Redick, Orlando-Milwaukee	171	190	.900
Martin, Oklahoma City	219	246	.890
Allen, Miami	140	158	.886
Paul, LA Clippers	286	323	.885
Thomas, Sacramento	253	287	.882
Teague, Atlanta	199	226	.881
Collison, Dallas	242	275	.880
Crawford, LA Clippers	216	248	.871
Nowitzki, Dallas	166	193	.860
Bass, Boston	129	150	.860
D. Williams, Brooklyn	317	369	.859
Anderson, Toronto	126	147	.857
Afflalo, Orlando	191	223	.857
Irving, Cleveland	248	290	.855
Harden, Houston	674	792	.851
Webster, Washington	168	198	.848
Gasol, Memphis	268	316	.848
Batum, Portland	178	210	.848

#### 3-POINT FIELD GOAL PERCENTAGE

Player, Team	3FG	3FGA	Pct.
Calderon, Toronto-Detroit	130	282	.461
Korver, Atlanta	189	414	.457
Curry, Golden State	272	600	.453
Ilyasova, Milwaukee	95	214	.444
Nash, LA Lakers	57	130	.438
Battier, Miami	136	316	.430
Green, San Antonio	177	413	.429
Dunleavy, Milwaukee	128	299	.428
Green, LA Clippers	71	166	.428
Martin, Oklahoma City	158	371	.426
Novak, New York	149	351	.425
Webster, Washington	139	329	.422
Copeland, New York	59	140	.421
Blake, LA Lakers	72	171	.421
Allen, Miami	139	332	.419
Sefolosha, Oklahoma City	108	258	.419
Miller, Miami	73	175	.417
Fredette, Sacramento	65	156	.417
Durant, Oklahoma City	139	334	.416
Mason, New Orleans	66	159	.415



## FINAL NBA STATS, CONTINUED

### 2012-13 FINAL NBA LEADERS

#### STEALS PER GAME

Player, Team	G	Stl.	Avg.
Paul, LA Clippers	70	169	2.41
Rubio, Minnesota	57	137	2.40
Conley, Memphis	80	174	2.18
Ellis, Milwaukee	82	169	2.06
Walker, Charlotte	82	160	1.95
Wade, Miami	69	128	1.86
Harden, Houston	78	142	1.82
George, Indiana	79	143	1.81
Westbrook, Oklahoma City	82	145	1.77
T. Young, Philadelphia	76	133	1.75
Iguodala, Denver	80	139	1.74
James, Miami	76	129	1.70
Kidd, New York	76	125	1.64
Lin, Houston	82	134	1.63
World Peace, LA Lakers	75	122	1.63
Curry, Golden State	78	126	1.62
Dragic, Phoenix	77	124	1.61
Jr. Holiday, Philadelphia	78	123	1.58
Jennings, Milwaukee	80	125	1.56
Chalmers, Miami	77	118	1.53

#### ASSIST/TURNOVER RATIO - TEAM

Team	Ast.	TO	Ratio
Philadelphia	1867	1070	1.75
San Antonio	2058	1206	1.72
Miami	1890	1143	1.64
LA Clippers	1958	1197	1.63
Dallas	1906	1144	1.67
Atlanta	2007	1219	1.65
Chicago	1886	1171	1.61
Milwaukee	1876	1156	1.61
New York	1579	988	1.59
Denver	2002	1253	1.60
Boston	1843	1181	1.54
Orlando	1871	1191	1.57
Toronto	1765	1124	1.57
Utah	1859	1210	1.54
Memphis	1715	1144	1.51
Minnesota	1836	1214	1.51
Cleveland	1694	1149	1.47
New Orleans	1721	1193	1.44
Portland	1784	1203	1.48
Golden State	1845	1236	1.49
LA Lakers	1818	1232	1.47
Phoenix	1855	1279	1.45
Sacramento	1708	1199	1.42
Washington	1775	1238	1.43
Charlotte	1587	1153	1.38
Houston	1902	1348	1.40
Brooklyn	1668	1206	1.39
Oklahoma City	1753	1253	1.41
Detroit	1855	1241	1.40
Indiana	1742	1227	1.35

#### ASSIST/TURNOVER RATIO - INDIVIDUAL

Player, Team	Ast.	TO	Ratio
Paul, LA Clippers	678	159	4.26
Calderon, Detroit	518	126	4.11
Kidd, New York	249	76	3.28
Price, Washington	205	64	3.20
Hinrich, Chicago	314	99	3.17
Roberts, New Orleans	219	71	3.09
Hill, Indiana	355	116	3.06
Parker, San Antonio	499	170	2.94
Vasquez, New Orleans	704	247	2.85
Rondo, Boston	420	148	2.84

#### BLOCKED SHOTS PER GAME

Player, Team	G	Blk	Avg.
Ibaka, Oklahoma City	80	242	3.03
Sanders, Milwaukee	71	201	2.83
Duncan, San Antonio	69	183	2.65
Hibbert, Indiana	79	206	2.61
Howard, LA Lakers	76	186	2.45
Noah, Chicago	66	141	2.14
Lopez, Brooklyn	74	154	2.08
McGee, Denver	79	157	1.99
Smith, Atlanta	76	136	1.79
Bijombo, Charlotte	80	143	1.79
Davis, New Orleans	64	112	1.75
Gasol, Memphis	80	139	1.74
Favors, Utah	77	130	1.69
Lopez, New Orleans	82	128	1.56
Hawes, Philadelphia	82	113	1.38
Jordan, LA Clippers	82	112	1.37
Bosh, Miami	74	101	1.36
Johnson, Toronto	81	110	1.36
Maxiell, Detroit	72	95	1.32
Durant, Oklahoma City	81	105	1.30

#### STEALS/TURNOVER RATIO - TEAM

Team	Stl.	TO	Ratio
LA Clippers	779	1119	0.7
Memphis	696	1068	0.7
Miami	703	1077	0.7
New York	664	936	0.7
Philadelphia	600	1014	0.6
Charlotte	583	1059	0.6
Milwaukee	680	1105	0.6
Cleveland	638	1088	0.6
Boston	660	1113	0.6
Atlanta	657	1157	0.6
Utah	684	1152	0.6
Sacramento	666	1141	0.6
Dallas	637	1096	0.6
Denver	754	1189	0.6
San Antonio	690	1142	0.6
Oklahoma City	671	1193	0.6
Minnesota	689	1147	0.6
Chicago	583	1105	0.5
New Orleans	515	1104	0.5
LA Lakers	570	1189	0.5
Orlando	523	1134	0.5
Brooklyn	586	1117	0.5
Indiana	572	1162	0.5
Detroit	557	1171	0.5
Toronto	590	1075	0.5
Houston	673	1285	0.5
Phoenix	651	1214	0.5
Portland	536	1151	0.5
Golden State	560	1198	0.5
Washington	591	1191	0.5

#### STEALS/TURNOVER RATIO - INDIVIDUAL

Player, Team	Stl.	TO	Ratio
Kidd, New York	125	76	1.65
Sefolosha, Oklahoma City	103	64	1.61
Leonard, San Antonio	97	62	1.57
Cunningham, Minnesota	84	56	1.50
Young, Philadelphia	133	90	1.48
Harkless, Orlando	88	69	1.28
Allen, Memphis	119	94	1.27
World Peace, LA Lakers	122	98	1.25
Brewer, Denver	118	102	1.16
Paul, LA Clippers	169	159	1.06

## FINAL NBA STATS, CONTINUED

### MISCELLANEOUS STANDINGS

	Leading At Half	Trailing At Half	Leading After Third	Trailing After Third	Season Won-Lost
Atlanta	33-6	11-29	34-3	8-33	44-38
Boston	31-9	9-30	34-5	7-33	41-40
Brooklyn	33-12	14-20	35-6	11-27	49-33
Charlotte	12-12	8-49	15-6	4-54	21-61
Chicago	32-9	11-27	37-4	6-31	45-37
Cleveland	14-21	6-36	15-14	8-42	24-58
Dallas	27-12	13-24	35-8	5-33	41-41
Denver	43-7	10-17	45-6	11-18	57-25
Detroit	21-15	8-36	24-8	5-44	29-53
Golden State	34-7	11-27	38-4	9-30	47-35
Houston	33-9	12-26	35-9	9-28	45-37
Indiana	34-11	11-21	43-7	5-25	49-32
LA Clippers	47-3	8-22	48-3	8-22	56-26
LA Lakers	28-6	13-27	30-4	12-32	45-37
Memphis	43-9	13-15	48-8	7-15	56-26
Miami	43-3	20-10	53-3	13-13	66-16
Milwaukee	20-10	17-33	25-12	10-29	38-44
Minnesota	25-17	5-34	29-13	2-38	31-51
New Orleans	15-15	12-38	22-9	3-42	27-55
New York	40-7	11-21	42-7	9-21	54-28
Oklahoma City	55-8	5-14	54-4	5-16	60-22
Orlando	12-12	7-47	13-12	5-49	20-62
Philadelphia	23-7	8-40	30-1	4-45	34-48
Phoenix	15-13	9-42	18-7	6-48	25-57
Portland	19-13	12-35	24-7	6-41	33-49
Sacramento	23-9	5-42	23-6	5-48	28-54
San Antonio	43-8	14-14	46-6	8-16	58-24
Toronto	24-13	8-30	31-11	3-36	34-48
Utah	29-14	13-25	34-6	7-31	43-39
Washington	18-14	7-38	23-8	6-43	29-53

### TEAM STATISTICS

TEAM	FIELD GOALS			3-PT. FG'S			FREE THROWS			REBOUNDS		SCORING						
	G	MADE - ATT	PCT	MADE - ATT	PCT	PCT	MADE - ATT	PCT	OFF - DEF	TOT	AST	PF	DQ	STL	TO	BLK	PTS	AVG.
DEN	82	3339-6983	.478	521-1518	.343	.343	1505-2148	.701	1092-2601	3693	2002	1682	7	762	1253	533	8704	106.1
HOU	82	3124-6782	.461	867-2369	.366	.366	1573-2087	.754	909-2652	3561	1902	1662	6	679	1348	359	8688	106.0
OKC	82	3126-6504	.481	598-1588	.377	.377	1819-2196	.828	854-2725	3579	1753	1654	11	679	1253	624	8669	105.7
SA	82	3210-6675	.481	663-1764	.376	.376	1365-1725	.791	666-2721	3387	2058	1427	3	695	1206	446	8448	103.0
MIA	82	3148-6348	.496	717-1809	.396	.396	1423-1887	.754	676-2490	3166	1890	1533	5	710	1143	441	8436	102.9
LAL	82	3041-6640	.458	715-2015	.355	.355	1584-2289	.692	942-2732	3674	1818	1467	13	576	1232	429	8381	102.2
GS	82	3130-6840	.458	658-1632	.403	.403	1378-1744	.790	885-2801	3686	1845	1753	10	567	1236	346	8296	101.2
DALL	82	3182-6892	.462	606-1628	.372	.372	1323-1669	.793	767-2669	3436	1906	1698	6	649	1144	453	8293	101.1
LAC	82	3160-6608	.478	627-1752	.358	.358	1342-1888	.711	938-2475	3413	1958	1716	12	784	1197	461	8289	101.1
SAC	82	3086-6904	.447	610-1681	.363	.363	1437-1869	.769	943-2385	3328	1708	1717	8	671	1199	342	8191	100.2
NY	82	2996-6689	.448	891-2371	.376	.376	1313-1729	.759	890-2436	3326	1579	1650	12	672	988	294	8196	100.0
MILW	82	3128-7197	.435	601-1670	.360	.360	1251-1700	.736	1068-2537	3805	1876	1554	8	685	1156	550	8108	98.9
UTAH	82	3046-6710	.454	507-1385	.366	.366	1439-1883	.764	989-2457	3446	1859	1750	8	690	1210	515	8038	98.0
ATL	82	3084-6644	.464	706-1901	.371	.371	1158-1619	.715	758-2593	3351	2007	1473	8	664	1219	369	8032	98.0
PORT	82	3009-6715	.448	673-1904	.353	.353	1304-1680	.776	874-2474	3348	1784	1518	4	538	1203	353	7995	97.5
TOR	82	2979-6685	.446	571-1665	.343	.343	1442-1831	.788	871-2426	3297	1765	1836	15	595	1124	392	7971	97.2
BKN	82	2942-6544	.450	628-1760	.357	.357	1432-1958	.731	1047-2460	3507	1668	1500	5	599	1206	391	7941	96.9
BOS	81	3001-6459	.465	498-1390	.358	.358	1318-1698	.776	654-2533	3187	1843	1717	17	667	1181	365	7818	96.5
CLEV	82	2993-6901	.434	547-1581	.346	.346	1380-1826	.756	1004-2359	3363	1694	1737	13	647	1149	334	7913	96.5
MINN	82	2943-6702	.439	450-1475	.305	.305	1515-2042	.742	973-2473	3446	1836	1509	8	700	1214	387	7851	95.7
PHOE	82	3061-6916	.443	480-1455	.330	.330	1203-1618	.744	959-2454	3413	1855	1688	11	659	1279	434	7805	95.2
IND	82	2979-6638	.449	513-1440	.356	.356	1307-1870	.699	991-2463	3454	1742	1623	8	574	1241	400	7778	94.9
DET	81	2845-6525	.436	555-1599	.347	.347	1429-1915	.746	1043-2671	3714	1546	1623	7	580	1227	513	7674	94.7
ORL	82	3093-6904	.448	506-1537	.329	.329	1026-1359	.755	890-2612	3502	1871	1591	17	528	1191	358	7718	94.1
NO	82	2955-6589	.448	535-1474	.363	.363	1269-1636	.776	988-2426	3414	1721	1673	4	520	1193	440	7714	94.1
CHA	82	2823-6649	.425	469-1399	.335													



## FINAL NBA STATS, CONTINUED

### OPPONENTS' STATISTICS

TEAM	FIELD GOALS			3-PT. FG'S			FREE THROWS			REBOUNDS			SCORING								
	MADE	ATT	PCT	MADE	ATT	PCT	MADE	ATT	PCT	OFF	DEF	TOT	AST	PF	DQ	STL	TO	BLK	PTS	AVG.	DIFF.
MEM	2748	6312	.435	504	1489	.338	1319	1763	.748	845	2359	3204	1599	1643	13	600	1268	450	7319	89.3	+4.1
IND	2797	6657	.420	440	1344	.327	1314	1728	.760	909	2401	3310	1555	1777	14	611	1096	459	7348	90.7	+4.0
CHI	2906	6565	.443	453	1309	.346	1350	1826	.739	901	2469	3370	1545	1609	16	600	1123	477	7615	92.9	+0.3
LAC	2834	6397	.443	627	1682	.373	1465	1956	.749	891	2315	3206	1812	1712	11	606	1319	355	7760	94.6	+6.5
MIA	2919	6633	.440	624	1783	.350	1329	1735	.766	921	2369	3290	1655	1673	8	649	1280	262	7791	95.0	+7.9
BKN	3066	6614	.464	518	1415	.366	1148	1571	.731	878	2336	3214	1756	1751	9	614	1102	390	7798	95.1	+1.8
NY	2916	6365	.458	639	1789	.357	1378	1821	.757	824	2591	3415	1580	1576	10	523	1242	327	7849	95.7	+4.2
WASH	2944	6697	.440	586	1680	.349	1378	1867	.738	903	2719	3622	1767	1569	11	639	1193	358	7852	95.8	-2.5
PHIL	3017	6643	.454	549	1574	.349	1331	1752	.760	903	2704	3607	1870	1331	4	590	1175	396	7914	96.5	-3.3
OKC	2966	6972	.425	610	1761	.346	1372	1773	.774	987	2350	3337	1681	1698	13	673	1212	322	7914	96.5	-9.2
SA	3079	6960	.442	519	1471	.353	1246	1639	.760	912	2577	3489	1756	1565	2	675	1221	405	7923	96.6	+6.4
BOS	2926	6639	.441	550	1610	.342	1434	1937	.740	925	2603	3528	1752	1574	11	634	1239	378	7836	96.7	-0.2
ATL	3073	6823	.450	620	1635	.379	1233	1617	.763	928	2659	3587	1825	1543	5	689	1249	350	7999	97.5	+0.4
NO	3030	6435	.471	632	1688	.374	1339	1764	.759	835	2391	3226	1915	1534	6	648	1086	492	8031	97.9	-3.9
UTAH	3003	6550	.458	560	1513	.370	1479	1953	.757	901	2446	3347	1689	1670	7	640	1206	480	8045	98.1	-0.1
MINN	3113	6657	.468	576	1559	.369	1243	1652	.752	871	2583	3454	1832	1847	12	661	1302	481	8045	98.1	-2.4
TOR	2971	6493	.458	546	1511	.361	1604	2148	.747	877	2544	3421	1796	1650	13	678	1169	387	8092	98.7	-1.5
DET	3056	6655	.459	604	1676	.360	1389	1823	.762	911	2514	3425	1837	1630	8	691	1126	472	8105	98.8	-4.0
GS	3051	6954	.439	657	1896	.347	1464	1958	.748	907	2596	3503	1931	1571	3	670	1110	399	8223	100.3	+0.9
MILW	3152	6946	.454	529	1519	.348	1398	1841	.759	1019	2757	3776	1893	1567	8	658	1310	362	8231	100.4	-1.5
PORT	3224	6807	.474	521	1531	.340	1286	1690	.761	901	2578	3479	1944	1537	10	691	1074	359	8255	100.7	-3.2
LAL	3253	7180	.453	613	1718	.357	1167	1594	.732	947	2551	3498	1918	1891	16	696	1061	396	8286	101.0	+1.2
DEN	3121	7025	.444	687	1894	.363	1358	1858	.731	1020	2391	3411	1936	1775	11	658	1305	554	8287	101.1	+5.1
ORL	3169	6842	.463	617	1721	.359	1336	1811	.738	888	2618	3506	1946	1353	1	592	1020	430	8291	101.1	-7.0
CLEV	3109	6527	.476	610	1639	.372	1469	1987	.739	889	2563	3452	1963	1615	7	624	1249	560	8297	101.2	-4.7
PHOE	3181	6771	.470	568	1464	.388	1405	1855	.757	958	2597	3555	1870	1511	4	685	1258	420	8335	101.6	-6.5
HOU	3067	6889	.445	642	1789	.359	1566	2079	.753	985	2752	3737	1805	1547	5	698	1203	340	8342	101.7	-0.6
DALL	3184	7007	.454	661	1799	.367	1374	1771	.776	876	2539	3415	1858	1674	7	693	1210	498	8403	102.5	+3.5
CHA	3185	6762	.471	716	1847	.388	1332	1784	.747	971	2645	3616	2071	1746	12	569	1152	565	8418	102.7	-9.2
SAC	3222	6831	.472	625	1762	.355	1550	1980	.783	973	2601	3574	2058	1636	6	624	1208	517	8619	105.1	-4.9

### TEAM COMPARISONS

TEAM	POINTS PER GAME		FIELD GOAL PERCENTAGE		TURNOVERS PER GAME		REBOUND PERCENTAGES			BELOW 100 PTS.		OVERTIME GAMES		DECIDED 3 PTS. OR LESS		DECIDED 10 PTS. OR MORE	
	OWN	OPP	OWN	OPP	OWN	OPP	OFF	DEF	TOT	OWN	OPP	W	L	W	L	W	L
ATL	98.0	97.5	.464	.450	14.9	15.2	.22	.736	.479	40	52	4	1	5	5	19	20
BOS	96.5	96.7	.465	.441	14.6	15.3	.201	.733	.467	49	47	7	4	8	7	18	23
BKN	96.9	95.1	.450	.464	14.7	13.4	.309	.737	.523	52	50	5	0	9	4	23	17
CHA	93.4	102.7	.425	.471	14.1	14.0	.257	.711	.484	58	30	3	1	6	6	6	37
CHI	93.2	92.9	.437	.443	14.3	13.7	.294	.736	.515	62	60	4	2	11	7	16	16
CLEV	96.5	101.2	.434	.476	14.0	15.2	.281	.726	.504	55	35	0	1	6	11	7	27
DALL	101.1	101.7	.462	.445	14.0	14.7	.218	.730	.474	37	33	3	8	5	8	17	19
DEN	106.1	101.1	.478	.444	15.3	15.9	.314	.718	.516	19	37	4	2	11	7	28	8
DET	94.9	98.8	.449	.459	15.1	13.7	.283	.730	.506	53	43	0	3	6	10	15	29
GS	101.2	100.3	.458	.439	15.1	13.5	.254	.755	.505	35	44	2	2	5	3	20	18
HOU	106.0	102.5	.461	.454	16.4	14.8	.264	.752	.508	26	31	0	4	5	5	26	13
IND	94.7	90.7	.436	.420	15.1	13.5	.303	.746	.524	55	63	2	3	4	9	27	14
LAC	101.1	94.6	.478	.443	14.6	*16.1	.288	.735	.512	33	53	0	2	3	5	38	12
LAL	102.2	101.0	.458	.453	15.0	12.9	.270	.743	.506	28	40	3	0	8	5	18	17
MEM	93.4	*89.3	.444	.435	14.0	15.5	.310	.743	*.526	58	71	4	1	6	4	28	9
MIA	102.9	95.0	*.496	.440	13.9	15.6	.222	.730	.476	33	54	5	1	9	3	39	8
MILW	98.9	100.4	.435	.454	14.1	16.0	.279	.713	.496	44	38	3	3	7	5	13	25
MINN	95.7	98.1	.439	.468	14.8	15.9	.274	.740	.507	56	38	1	1	3	10	15	26
NO	94.1	97.9	.448	.471	14.5	13.2	.292	.744	.518	58	45	1	3	7	5	10	27
NY	100.0	95.7	.448	.458	*12.0	15.1	.256	.747	.501	36	53	0	2	7	5	31	12
OKC	105.7	96.1	.481	.425	15.3	14.8	.267	.734	.500	24	50	4	2	3	6	44	6
ORL	94.1	101.5	.448	.463	14.5	12.4	.254	.746	.500	55	40	1	3	2	9	8	30
PHIL	93.2	96.5	.444	.454	13.0	14.3	.249	.734	.491	56	50	2	1	4	5	13	24
PHOE	95.2	101.6	.443	.470	15.6	15.3	.270	.719	.494	58	37	3	2	6	8	10	31
PORT	97.5	100.7	.448	.474	14.7	13.1	.253	.733	.493	46	40	5	1	9	6	13	24
SAC	100.2	105.1	.447	.472	14.6	14.7	.266	.710	.488	42	30	0	4	7	3	12	31
SA	103.0	96.6	.481	.442	14.7	14.9	.205	.749	.477	31	50	4	3	9	5	31	10
TOR	97.2	98.7	.446	.458	14.8	14.7	.288	.732	.510	49	44	3	3	5	7	19	21
UTAH	98.0	98.1	.454	.458	14.8	14.7	.288	.732	.510	49	44	3	3	5	7	19	21
WASH	93.2	95.8	.435	.440	15.1	14.5	.246	.746	.496	59	53	0	5	6	9	13	17

## 2013 NBA DRAFT

### FIRST ROUND

	TEAM	NAME	COLLEGE
1.	Cleveland	Anthony Bennett	UNLV
2.	Orlando	Victor Oladipo	Indiana
3.	Washington	Odyssey Porter	Georgetown
4.	Charlotte	Cody Zeller	Indiana
5.	Phoenix	Alex Len	Maryland
6.	New Orleans	Nerlens Noel	Kentucky
7.	Sacramento	Ben McLemore	Kansas
8.	Detroit	Kentavious Caldwell-Pope	Georgia
9.	Utah (Minnesota)	Trey Burke	Michigan
10.	Portland	CJ McCollum	Lehigh
11.	Philadelphia	Michael Carter-Williams	Syracuse
12.	Oklahoma City	Steven Adams	Pittsburgh
13.	Boston (Dallas)	Kelly Olynyk	Gonzaga
14.	Minnesota (Utah)	Shabazz Muhammad	UCLA
15.	Milwaukee	Giannis Antetokounmpo	Greece
16.	Atlanta (Boston)	Lucas Nogueira	Brazil
17.	Atlanta	Dennis Schröder	Germany
18.	Dallas (Atlanta)	Shane Larkin	Miami
19.	Cleveland	Sergey Karasev	Russia
20.	Chicago	Tony Snell	New Mexico
21.	Minnesota (Utah)	Gorgui Dieng	Louisville
22.	Brooklyn	Brooklynn Plumlee	Duke
23.	Indiana	Solomon Hill	Arizona
24.	New York	Tim Hardaway Jr.	Michigan
25.	LA Clippers	Reggie Bullock	North Carolina
26.	Oklahoma City (Minnesota)	Andre Roberson	Colorado
27.	Utah (Denver)	Rudy Gobert	France
28.	San Antonio	Livio Jean-Charles	France
29.	Phoenix (Oklahoma City)	Archie Goodwin	Kentucky
30.	Golden State (Phoenix)	Nemanja Nedovic	Serbia

### SECOND ROUND

	TEAM	NAME	COLLEGE
31.	Cleveland	Allen Crabbe	California
32.	Oklahoma City	Alex Abrines	Spain
33.	Cleveland	Carrick Felix	Arizona State
34.	Houston	Isaiah Canaan	Murray State
35.	Philadelphia	Glen Rice Jr.	Georgia Tech
36.	Sacramento	Ray McCallum	Detroit
37.	Detroit	Tony Mitchell	North Texas
38.	Milwaukee (Washington)	Nate Wolters	South Dakota State
39.	Portland	Jeff Withey	Kansas
40.	Portland	Grant Jerrett	Arizona
41.	Memphis	Jamaal Franklin	





# ALL-TIME NBA LEADERS

## SCORING

Season	Player, Team	PPG	Season	Player, Team	PPG
1946-47	Joe Fulks, Philadelphia	23.2	1980-81	Adrian Dantley, Utah	30.7
1947-48	Max Zaslofsky, Chicago	21.0	1981-82	George Gervin, San Antonio	32.3
1948-49	George Mikan, Minneapolis	28.3	1982-83	Alex English, Denver	28.4
1949-50	George Mikan, Minneapolis	27.4	1983-84	Adrian Dantley, Utah	30.6
1950-51	George Mikan, Minneapolis	28.4	1984-85	Bernard King, New York	32.9
1951-52	Paul Arizin, Philadelphia	25.4	1985-86	Dominique Wilkins, Atlanta	30.3
1952-53	Neil Johnston, Philadelphia	22.3	1986-87	Michael Jordan, Chicago	37.1
1953-54	Neil Johnston, Philadelphia	24.4	1987-88	Michael Jordan, Chicago	35.0
1954-55	Neil Johnston, Philadelphia	22.7	1988-89	Michael Jordan, Chicago	32.5
1955-56	Bob Pettit, St. Louis	25.7	1989-90	Michael Jordan, Chicago	33.6
1956-57	Paul Arizin, Philadelphia	25.6	1990-91	Michael Jordan, Chicago	31.5
1957-58	George Yardley, Fort Wayne	27.8	1991-92	Michael Jordan, Chicago	30.1
1958-59	Bob Pettit, St. Louis	29.2	1992-93	Michael Jordan, Chicago	32.6
1959-60	Wilt Chamberlain, Philadelphia	37.6	1993-94	David Robinson, San Antonio	29.8
1960-61	Wilt Chamberlain, Philadelphia	38.4	1994-95	Shaquille O'Neal, Orlando	29.3
1961-62	Wilt Chamberlain, Philadelphia	34.5	1995-96	Michael Jordan, Chicago	30.4
1962-63	Wilt Chamberlain, San Francisco	44.8	1996-97	Michael Jordan, Chicago	29.6
1963-64	Wilt Chamberlain, San Francisco	36.9	1997-98	Michael Jordan, Chicago	28.7
1964-65	Wilt Chamberlain, San Fran. - Phil.	34.7	1998-99	Allen Iverson, Philadelphia	26.8
1965-66	Wilt Chamberlain, Philadelphia	33.5	1999-00	Shaquille O'Neal, Los Angeles	29.7
1966-67	Rick Barry, San Francisco	35.6	2000-01	Allen Iverson, Philadelphia	31.1
1967-68	Dave Bing, Detroit	27.1	2001-02	Allen Iverson, Philadelphia	31.4
1968-69	Elvin Hayes, San Diego	28.4	2002-03	Tracy McGrady, Orlando	32.1
1969-70	Jerry West, L.A. Lakers	31.2	2003-04	Tracy McGrady, Orlando	28.0
1970-71	K. Abdul-Jabbar, Milwaukee	31.7	2004-05	Allen Iverson, Philadelphia	30.7
1971-72	K. Abdul-Jabbar, Milwaukee	34.8	2005-06	Kobe Bryant, LA Lakers	35.4
1972-73	Nate Archibald, Kansas City - Omaha	34.0	2006-07	Kobe Bryant, LA Lakers	31.6
1973-74	Bob McAdoo, Buffalo	30.6	2007-08	LeBron James, Cleveland	30.0
1974-75	Bob McAdoo, Buffalo	34.5	2008-09	Dwyane Wade, Miami	30.2
1975-76	Bob McAdoo, Buffalo	31.1	2009-10	Kevin Durant, Oklahoma City	30.1
1976-77	Pete Maravich, New Orleans	31.1	2010-11	Kevin Durant, Oklahoma City	27.7
1977-78	George Gervin, San Antonio	27.21	2011-12	Kevin Durant, Oklahoma City	28.0
1978-79	George Gervin, San Antonio	29.6	2012-13	Carmelo Anthony, New York	28.7
1979-80	George Gervin, San Antonio	33.1			

## REBOUNDING

Season	Player, Team	RPG	Season	Player, Team	RPG
1950-51	Dolph Schayes, Syracuse	16.4	1981-82	Moses Malone, Houston	14.7
1951-52	Larry Foust, Fort Wayne	13.3	1982-83	Moses Malone, Philadelphia	15.3
	Mel Hutchins, Milwaukee	13.3	1983-84	Moses Malone, Philadelphia	13.4
1952-53	George Mikan, Minneapolis	14.4	1984-85	Moses Malone, Philadelphia	13.1
1953-54	Harry Gallatin, New York	15.3	1985-86	Bill Laimbeer, Detroit	13.1
1954-55	Neil Johnston, Philadelphia	15.1	1986-87	Charles Barkley, Philadelphia	14.6
1955-56	Bob Pettit, St. Louis	16.2	1987-88	Michael Cage, L.A. Clippers	13.03
1956-57	Maurice Stokes, Rochester	17.4	1988-89	Akeem Olatunju, Houston	13.5
1957-58	Bill Russell, Boston	22.7	1989-90	Akeem Olatunju, Houston	14.0
1958-59	Bill Russell, Boston	23.0	1990-91	David Robinson, San Antonio	13.0
1959-60	Wilt Chamberlain, Philadelphia	20.0	1991-92	Dennis Rodman, Detroit	18.7
1960-61	Wilt Chamberlain, Philadelphia	27.2	1992-93	Dennis Rodman, Detroit	18.3
1961-62	Wilt Chamberlain, Philadelphia	25.7	1993-94	Dennis Rodman, San Antonio	17.3
1962-63	Wilt Chamberlain, San Francisco	24.3	1994-95	Dennis Rodman, San Antonio	16.8
1963-64	Bill Russell, Boston	24.7	1995-96	Dennis Rodman, Chicago	14.9
1964-65	Bill Russell, Boston	24.1	1996-97	Dennis Rodman, Chicago	16.1
1965-66	Wilt Chamberlain, Philadelphia	24.6	1997-98	Dennis Rodman, Chicago	15.0
1966-67	Wilt Chamberlain, Philadelphia	24.2	1998-99	Chris Webber, Sacramento	13.0
1967-68	Wilt Chamberlain, Philadelphia	23.8	1999-00	Dikembe Mutombo, Atlanta	14.1
1968-69	Wilt Chamberlain, L.A. Lakers	21.1	2000-01	Dikembe Mutombo, Philadelphia	13.5
1969-70	Elvin Hayes, San Diego	16.9	2001-02	Ben Wallace, Detroit	13.0
1970-71	Wilt Chamberlain, L.A. Lakers	18.2	2002-03	Ben Wallace, Detroit	15.4
1971-72	Wilt Chamberlain, L.A. Lakers	19.2	2003-04	Kevin Garnett, Minnesota	13.9
1972-73	Wilt Chamberlain, L.A. Lakers	18.6	2004-05	Kevin Garnett, Minnesota	13.5
1973-74	Elvin Hayes, Capital	18.1	2005-06	Kevin Garnett, Minnesota	12.7
1974-75	Wes Unseld, Washington	14.8	2006-07	Kevin Garnett, Minnesota	12.8
1975-76	K. Abdul-Jabbar, L.A. Lakers	16.9	2007-08	Dwight Howard, Orlando	14.2
1976-77	Bill Walton, Portland	14.4	2008-09	Dwight Howard, Orlando	13.8
1977-78	Leonard Robinson, New Orleans	15.7	2009-10	Dwight Howard, Orlando	13.2
1978-79	Moses Malone, Houston	17.6	2010-11	Kevin Love, Minnesota	15.2
1979-80	Sven Nater, San Diego	15.0	2011-12	Dwight Howard, Orlando	14.5
1980-81	Moses Malone, Houston	14.8	2012-13	Dwight Howard, LA Lakers	12.4

## ASSISTS

Season	Player, Team	APG	Season	Player, Team	APG
1946-47	Ernie Calverly, Providence	3.4	1955-56	Bob Cousy, Boston	8.9
1947-48	Howie Dallmar, Philadelphia	2.5	1956-57	Bob Cousy, Boston	7.5
1948-49	Bob Davies, Rochester	5.4	1957-58	Bob Cousy, Boston	7.1
1949-50	Dick McGuire, New York	5.7	1958-59	Bob Cousy, Boston	8.6
1950-51	Andy Phillip, Philadelphia	6.3	1959-60	Bob Cousy, Boston	9.5
1951-52	Andy Phillip, Philadelphia	8.2	1960-61	Oscar Robertson, Cincinnati	9.7
1952-53	Bob Cousy, Boston	7.7	1961-62	Oscar Robertson, Cincinnati	11.4
1953-54	Bob Cousy, Boston	7.2	1962-63	Guy Rodgers, San Francisco	10.4
1954-55	Bob Cousy, Boston	7.9	1963-64	Oscar Robertson, Cincinnati	11.0

# ALL-TIME NBA LEADERS, CONTINUED

## ASSISTS, CONT.

Season	Player, Team	APG	Season	Player, Team	APG
1964-65	Oscar Robertson, Cincinnati	11.5	1980-81	John Stockton, Utah	13.6
1965-66	Oscar Robertson, Cincinnati	11.1	1989-90	John Stockton, Utah	14.5
1966-67	Guy Rodgers, Chicago	11.2	1990-91	John Stockton, Utah	14.2
1967-68	Wilt Chamberlain, Philadelphia	8.6	1991-92	John Stockton, Utah	13.7
1968-69	Oscar Robertson, Cincinnati	9.8	1992-93	John Stockton, Utah	12.0
1969-70	Lenny Wilkens, Seattle	9.1	1993-94	John Stockton, Utah	12.6
1970-71	Norm Van Lier, Cincinnati	10.2	1994-95	John Stockton, Utah	12.3
1971-72	Jerry West, L.A. Lakers	9.7	1995-96	John Stockton, Utah	11.2
1972-73	Nate Archibald, Kansas City - Omaha	11.4	1996-97	Mark Jackson, Denver - Indiana	11.4
1973-74	Ernie DiGregorio, Buffalo	8.2	1997-98	Rod Strickland, Washington	10.5
1974-75	Kevin Porter, Washington	8.0	1998-99	Jason Kidd, Phoenix	10.8
1975-76	Donald Watts, Seattle	8.1	1999-00	Jason Kidd, Phoenix	10.1
1976-77	Don Buse, Indiana	8.5	2000-01	Jason Kidd, Phoenix	9.8
1977-78	Kevin Porter, New Jersey	10.2	2001-02	Andre Miller, Cleveland	10.9
1978-79	Kevin Porter, Detroit	13.4	2002-03	Jason Kidd, New Jersey	8.9
1979-80	Mike Richardson, New York	10.2	2003-04	Jason Kidd, New Jersey	9.2
1980-81	Kevin Porter, Washington	9.1	2004-05	Steve Nash, Phoenix	11.5
1981-82	Johnny Moore, San Antonio	9.7	2005-06	Steve Nash, Phoenix	10.5
1982-83	Earvin Johnson, L.A. Lakers	10.5	2006-07	Steve Nash, Phoenix	11.6
1983-84	Earvin Johnson, L.A. Lakers	13.1	2007-08	Chris Paul, New Orleans	11.0
1984-85	Isiah Thomas, Detroit	13.9	2008-09	Chris Paul, New Orleans	11.0
1985-86	Earvin Johnson, L.A. Lakers	12.6	2009-10	Steve Nash, Phoenix	11.0
1986-87	Earvin Johnson, L.A. Lakers	12.2	2010-11	Steve Nash, Phoenix	11.4
1987-88	John Stockton, Utah	13.8	2011-12	Rajon Rondo, Boston	11.7
			2012-13	Rajon Rondo, Boston	11.1

## FIELD GOAL PERCENTAGE

Season	Player, Team	Pct.	Season	Player, Team	Pct.
1946-47	Bob Feerick, Washington	.401	1979-80	Cedric Maxwell, Boston	.609
1947-48	Bob Feerick, Washington	.340	1980-81	Artis Gilmore, Chicago	.670
1948-49	Arnie Risen, Rochester	.423	1981-82	Artis Gilmore, Chicago	.652
1949-50	Alex Groza, Indiana	.478	1982-83	Artis Gilmore, San Antonio	.626
1950-51	Alex Groza, Indiana	.470	1983-84	Artis Gilmore, San Antonio	.631
1951-52	Paul Arizin, Philadelphia	.448	1984-85	James Donaldson, L.A. Clippers	.637
1952-53	Neil Johnston, Philadelphia	.452	1985-86	Steve Johnson, San Antonio	.632
1953-54	Ed McCauley, Boston	.486	1986-87	Kevin McHale, Boston	.604
1954-55	Larry Faust, Fort Wayne	.487	1987-88	Kevin McHale, Boston	.604
1955-56	Neil Johnston, Philadelphia	.457	1988-89	Dennis Rodman, Detroit	.595
1956-57	Neil Johnston, Philadelphia	.447	1989-90	Mark West, Phoenix	.625
1957-58	Jack Twyman, Cincinnati	.452	1990-91	Buck Williams, Portland	.602
1958-59	Ken Sears, New York	.490	1991-92	Buck Williams, Portland	.604
1959-60	Ken Sears, New York	.477	1992-93	Shaquille O'Neal, Phoenix	.576
1960-61	Wilt Chamberlain, Philadelphia	.505	1993-94	Shaquille O'Neal, Orlando	.599
1961-62	Walt Bellamy, Chicago	.513	1994-95	Chris Gatling, Golden State	.633
1962-63	Wilt Chamberlain, San Francisco	.528	1995-96	Gheorghe Muresan, Washington	.584
1963-64	Jerry Lucas, Cincinnati	.527	1996-97	Gheorghe Muresan, Washington	.604
1964-65	Wilt Chamberlain, San Fran. - Phil.	.510	1997-98	Shaquille O'Neal, Los Angeles	.584
1965-66	Wilt Chamberlain, Philadelphia	.540	1998-99	Shaquille O'Neal, Los Angeles	.576
1966-67	Wilt Chamberlain, Philadelphia	.683	1999-00	Shaquille O'Neal, Los Angeles	.574
1967-68	Wilt Chamberlain, Philadelphia	.595	2000-01	Shaquille O'Neal, Los Angeles	.572
1968-69	Wilt Chamberlain, L.A. Lakers	.583	2001-02	Shaquille O'Neal, Los Angeles	.579
1969-70	John Green, Cincinnati	.559	2002-03	Eddy Curry, Chicago	.585
1970-71	John Green, Cincinnati	.587	2003-04	Shaquille O'Neal, Los Angeles	.584
1971-72	Wilt Chamberlain, L.A. Lakers	.649	1992-93	Shaquille O'Neal, Miami	.600
1972-73	Wilt Chamberlain, L.A. Lakers	.727	2005-06	Shaquille O'Neal, Miami	.600
1973-74	Bob McAdoo, Buffalo	.547	2006-07	Mikki Moore, New Jersey	.609
1974-75	Don Nelson, Boston	.539	2007-08	Andris Biedris, Golden State	.626
1975-76	Wes Unseld, Washington	.560	2008-09	Shaquille O'Neal, Phoenix	.609
1976-77	K. Abdul-Jabbar, L.A. Lakers	.579	2009-10	Dwight Howard, Orlando	.612
1977-78	Bobby Jones, Denver	.578	2010-11	Nene, Denver	.615
1978-79	Cedric Maxwell, Boston	.584	2011-12	Tyson Chandler, New York	.679
			2012-13	DeAndre Jordan, LA Clippers	.643

## FREE THROW PERCENTAGE

Season	Player, Team	Pct.	Season	Player, Team	Pct.
1946-47	Fred Scolari, Washington	.811	1965-66	Larry Siegfried, Boston	.881
1947-48	Bob Feerick, Washington	.788	1966-67	Adrian Smith, Cincinnati	.903
1948-49	Bob Feerick, Washington	.859	1967-68	Oscar Robertson, Cincinnati	.873
1949-50	Max Zaslofsky, Chicago	.843	1968-69	Larry Siegfried, Boston	.864
1950-51	Joe Fulks, Philadelphia	.855	1969-70	Flynn Robinson, Milwaukee	.898
1951-52	Bob Wanzer, Rochester	.904	1970-71	Chet Walker, Chicago	.859
1952-53	Bill Sharman, Boston	.850	1971-72	Jack Marin, Baltimore	.894
1953-54	Bill Sharman, Boston	.844	1972-73	Buck Barry, Golden State	.904
1954-55	Bill Sharman, Boston	.897	1973-74	Ernie DiGregorio, Buffalo	.902
1955-56	Bill Sharman, Boston	.867	1974-75	Rick Barry, Golden State	.904
1956-57	Bill Sharman, Boston	.905	1975-76	Rick Barry, Golden State	.923
1957-58	Dolph Schayes, Syracuse	.904	1976-77	Ernie DiGregorio, Buffalo	.945
1958-59	Bill Sharman, Boston	.932	1977-78	Rick Barry, Golden State	.924
1959-60	Dolph Schayes, Syracuse	.892	1978-79	Rick Barry, Houston	.947
1960-61	Bill Sharman, Boston	.921	1979-80	Rick Barry, Houston	.935
1961-62	Dolph Schayes, Syracuse	.896	1980-81	Calvin Murphy, Houston	.958
1962-63	Larry Costello, Syracuse	.881	1981-82	Kyle Macy, Phoenix	.899
1963-64	Oscar Robertson, Cincinnati	.853	1982-83	Calvin Murphy, Houston	.920
1964-65	Larry Costello, Philadelphia	.877	1983-84	Larry Bird, Boston	.888



## ALL-TIME NBA LEADERS, CONTINUED

### FREE THROW PERCENTAGE, CONT.

Season	Player Team	Pct	Season	Player Team	Pct
1984-85	Kyle Macy, Phoenix	.907	1998-99	Reggie Miller, Indiana	.915
1985-86	Larry Bird, Boston	.896	1999-00	Jeff Hornacek, Utah	.950
1986-87	Larry Bird, Boston	.910	2000-01	Reggie Miller, Indiana	.928
1987-88	Jack Sikma, Milwaukee	.922	2001-02	Reggie Miller, Indiana	.911
1988-89	Ervin Johnson, L.A. Lakers	.911	2002-03	Allan Houston, New York	.919
1989-90	Larry Bird, Boston	.930	2003-04	Peja Stojakovic, Sacramento	.927
1990-91	Reggie Miller, Indiana	.918	2004-05	Reggie Miller, Indiana	.933
1991-92	Mark Price, Cleveland	.947	2005-06	Steve Nash, Phoenix	.921
1992-93	Mark Price, Cleveland	.948	2006-07	Kyle Korver, Philadelphia	.914
1993-94	Mahmoud Abdul-Rauf, Denver	.956	2007-08	Peja Stojakovic, New Orleans	.929
1994-95	Anthony Webb, Sacramento	.934	2008-09	Jose Calderon, Toronto	.981
1995-96	Mahmoud Abdul-Rauf, Denver	.930	2009-10	Steve Nash, Phoenix	.938
1996-97	Mark Price, Golden State	.906	2010-11	Stephen Curry, Golden State	.934
1997-98	Chris Mullin, Indiana	.939	2011-12	Jamal Crawford, Portland	.927
			2012-13	Kevin Durant, Oklahoma City	.905

### BLOCKED SHOTS

Season	Player Team	BPG	Season	Player Team	BPG
1973-74	Elmore Smith, L.A. Lakers	4.85	1993-94	Dikembe Mutombo, Denver	4.10
1974-75	K. Abdul-Jabbar, Milwaukee	3.26	1994-95	Dikembe Mutombo, Denver	3.91
1975-76	K. Abdul-Jabbar, L.A. Lakers	4.12	1995-96	Dikembe Mutombo, Denver	4.49
1976-77	Bill Walton, Portland	3.25	1996-97	Shawn Bradley, NJ - Dallas	3.40
1977-78	George Johnson, New Jersey	3.38	1997-98	Marcus Camby, Toronto	3.65
1978-79	K. Abdul-Jabbar, L.A. Lakers	3.95	1998-99	Alonzo Mourning, Miami	3.91
1979-80	K. Abdul-Jabbar, L.A. Lakers	3.41	1999-00	Alonzo Mourning, Miami	3.72
1980-81	George Johnson, San Antonio	3.39	2000-01	Theo Ratliff, Atlanta	3.74
1981-82	George Johnson, San Antonio	3.12	2001-02	Ben Wallace, Detroit	3.48
1982-83	Tree Rollins, Atlanta	4.29	2002-03	Theo Ratliff, Atlanta	3.23
1983-84	Mark Eaton, Utah	4.28	2003-04	Theo Ratliff, Atlanta-Portland	3.61
1984-85	Mark Eaton, Utah	5.56	2004-05	Andre Kirilenko, Utah	3.52
1985-86	Manute Bol, Washington	4.96	2005-06	Marcus Camby, Denver	3.29
1986-87	Mark Eaton, Utah	4.06	2006-07	Marcus Camby, Denver	3.20
1987-88	Mark Eaton, Utah	3.71	2007-08	Marcus Camby, Denver	3.61
1988-89	Manute Bol, Golden State	4.31	2008-09	Dwight Howard, Orlando	2.92
1989-90	Akeem Olatunji, Houston	4.59	2009-10	Dwight Howard, Orlando	2.78
1990-91	Akeem Olatunji, Houston	3.95	2010-11	Andrew Bogut, Milwaukee	2.58
1991-92	David Robinson, San Antonio	4.49	2011-12	Serge Ibaka, Oklahoma City	3.65
1992-93	Hakeem Olatunji, Houston	4.17	2012-13	Serge Ibaka, Oklahoma City	3.03

### STEALS

Season	Player Team	SPG	Season	Player Team	SPG
1973-74	Larry Steele, Portland	2.68	1993-94	Nate McMillan, Seattle	2.96
1974-75	Rick Barry, Golden State	2.85	1994-95	Scottie Pippen, Chicago	2.94
1975-76	Donald Watts, Seattle	3.18	1995-96	Gary Payton, Seattle	2.85
1976-77	Don Buse, Indiana	3.47	1996-97	Mookie Blaylock, Atlanta	2.72
1977-78	Ron Lee, Phoenix	2.74	1997-98	Mookie Blaylock, Atlanta	2.61
1978-79	M.L. Carr, Detroit	2.46	1998-99	Kendall Gill, New Jersey	2.68
1979-80	Michael Richardson, New York	3.23	1999-00	Eddie Jones, Charlotte	2.67
1980-81	Ervin Johnson, L.A. Lakers	3.43	2000-01	Allen Iverson, Philadelphia	2.51
1981-82	Ervin Johnson, L.A. Lakers	2.67	2001-02	Allen Iverson, Philadelphia	2.80
1982-83	Michael Richardson, Golden St. - N.J.	2.84	2002-03	Allen Iverson, Philadelphia	2.74
1983-84	Rickey Green, Utah	2.65	2003-04	Baron Davis, New Orleans	2.36
1984-85	Michael Richardson, New Jersey	2.96	2004-05	Larry Hughes, Washington	2.89
1985-86	Alvin Robertson, San Antonio	3.67	2005-06	Gerard Wallace, Charlotte	2.51
1986-87	Alvin Robertson, San Antonio	3.21	2006-07	Baron Davis, Golden State	2.14
1987-88	Michael Jordan, Chicago	3.16	2007-08	Chris Paul, New Orleans	2.71
1988-89	John Stockton, Utah	3.21	2008-09	Chris Paul, New Orleans	2.77
1989-90	Michael Jordan, Chicago	2.77	2009-10	Rajon Rondo, Boston	2.33
1990-91	Alvin Robertson, Milwaukee	3.00	2010-11	Chris Paul, New Orleans	2.35
1991-92	John Stockton, Utah	2.98	2011-12	Chris Paul, LA Clippers	2.53
1992-93	Michael Jordan, Chicago	2.83	2012-13	Chris Paul, LA Clippers	2.41

### THREE-POINT FIELD GOAL PERCENTAGE

Season	Player Team	Pct	Season	Player Team	Pct
1979-80	Fred Brown, Seattle	.443	1996-97	Glen Rice, Charlotte	.470
1980-81	Brian Taylor, San Diego	.383	1997-98	Dale Ellis, Seattle	.464
1981-82	Campy Russell, New York	.439	1998-99	Deil Curry, Milwaukee	.476
1982-83	Mike Dunleavy, San Antonio	.345	1999-00	Hubert Davis, Dallas	.491
1983-84	Darrell Griffith, Utah	.476	2000-01	Brent Barry, Seattle	.476
1984-85	Byron Scott, L.A. Lakers	.433	2001-02	Steve Smith, San Antonio	.472
1985-86	Craig Hodges, Milwaukee	.451	2002-03	Bruce Bowen, San Antonio	.476
1986-87	Kiki Vandeweghe, Portland	.481	2003-04	Anthony Peeler, Sacramento	.482
1987-88	Craig Hodges, Milw. - Phoenix	.491	2004-05	Fred Hoiberg, Minnesota	.483
1988-89	Jon Sundvold, Miami	.522	2005-06	Richard Hamilton, Detroit	.458
1989-90	Steve Kerr, Cleveland	.507	2006-07	Jason Kapono, Miami	.514
1990-91	Jim Les, Sacramento	.461	2007-08	Jason Kapono, Toronto	.483
1991-92	Dana Barros, Seattle	.446	2008-09	Anthony Morrow, Golden State	.467
1992-93	B.J. Armstrong, Chicago	.453	2009-10	Kyle Korver, Utah	.536
1993-94	Tracy Murray, Portland	.459	2010-11	Matt Bonner, San Antonio	.457
1994-95	Steve Kerr, Chicago	.524	2011-12	Steve Novak, New York	.472
1995-96	Tim Legler, Washington	.522	2012-13	Jose Calderon, Toronto-Detroit	.461

## ALL-TIME NBA TEAM RECORDS

### ALL-TIME OVERALL

Team	W	L	Pct
Los Angeles Lakers	3170	1953	.619
San Antonio Spurs	1822	1154	.612
Chicago Stars *	145	92	.612
Boston Celtics	3108	2124	.594
Washington Capitols *	157	114	.579
Anderson Packers *	37	27	.578
Phoenix Suns	2012	1630	.552
Utah Jazz	1712	1441	.543
Oklahoma City Thunder	1980	1744	.532
Philadelphia 76ers	2679	2379	.530
Portland Trail Blazers	1842	1636	.530
Milwaukee Bucks	1894	1748	.520
Chicago Bulls	1975	1830	.519
Miami Heat	1031	971	.515
St. Louis Bombers *	122	115	.515
Houston Rockets	1901	1823	.510
Orlando Magic	979	941	.510
Dallas Mavericks	1341	1317	.505
Cleveland Rebels *	30	30	.500
New York Knickerbockers	2615	2614	.500
Atlanta Hawks	2504	2556	.495
Indiana Pacers	1467	1518	.491
Indianapolis Olympians *	132	137	.491
Denver Nuggets	1464	1522	.490
Detroit Pistons	2511	2651	.486
New Orleans Pelicans	961	1041	.483
Sacramento Kings	2071	2479	.460
Golden State Warriors	2399	2829	.459
Golden State Cavaliers	1585	1893	.456
Washington Wizards	1873	2322	.445
Baltimore Bullets *	1257	1739	.421
Toronto Raptors	581	847	.407
Minnesota Timberwolves	762	1158	.397
Memphis Grizzlies	881	1353	.393
Toronto Raptors	547	817	.393
Los Angeles Clippers	1303	2175	.375
Toronto Huskies *	22	38	.367
Charlotte Bobcats	250	472	.346
Sheboygan Redskins *	22	40	.355
Baltimore Bullets *	158	292	.351
Detroit Falcons *	20	40	.333
Waterloo Hawks *	19	43	.306
Indianapolis Jets *	18	42	.300
Providence Steamrollers *	46	122	.274
Pittsburgh Ironmen *	15	45	.250
Denver Nuggets *	11	51	.177

### ALL-TIME NEUTRAL COURT

Team	W	L	Pct
Anderson Packers *	3	0	1.000
Chicago Stars *	12	1	.923
Boston Celtics	202	88	.697
Milwaukee Bucks	24	15	.615
Indianapolis Olympians *	15	11	.577
St. Louis Bombers *	4	3	.571
Golden State Warriors	165	130	.559
Philadelphia 76ers	161	133	.548
Cleveland Cavaliers	6	5	.545
Los Angeles Lakers	139	121	.535
Sacramento Kings	149	142	.512
New York Knickerbockers	130	133	.494
Chicago Bulls	31	33	.484
Detroit Pistons	144	182	.442
Houston Rockets	25	32	.439
Atlanta Hawks	127	163	.438
Washington Wizards	57	94	.377
Oklahoma City Thunder	18	31	.367
Los Angeles Lakers	10	18	.357
Phoenix Suns	9	18	.333
Washington Capitols *	2	5	.286
Baltimore Bullets *	11	51	.177
Portland Trail Blazers	2	12	.143
Waterloo Hawks *	1	6	.143
Denver Nuggets *	1	10	.091
Providence Steamrollers *	0	2	.000
Sheboygan Redskins *	0	4	.000
Indianapolis Jets *	0	5	.000

(\* Defunct franchise)  
(\*\* Neutral court records kept prior to 73-74 season)

### ALL-TIME HOME

Team	W	L	Pct
Los Angeles Lakers	1806	640	.738
San Antonio Spurs	1100	393	.737
Washington Capitols *	97	37	.724
Anderson Packers *	23	9	.719
Boston Celtics	1709	719	.704
Indianapolis Olympians *	86	37	.699
Utah Jazz	1098	477	.697
Phoenix Suns	1251	562	.690
Chicago Stars *	70	33	.680
Portland Trail Blazers	1168	568	.673
Denver Nuggets	943	509	.656
Philadelphia 76ers	1554	816	.656
Oklahoma City Thunder	1227	651	.653
Milwaukee Bucks	1148	647	.640
Milwaukee Bucks *	73	41	.640
Atlanta Hawks	1527	873	.636
Houston Rockets	1189	692	.632
Houston Rockets	1160	678	.631
Orlando Magic	598	361	.624
Indiana Pacers	954	580	.622
Miami Heat	616	385	.615
Detroit Pistons	1510	953	.613
New York Knickerbockers	1522	959	.613
Sacramento Kings	1463	943	.608
Dallas Mavericks	1437	736	.593
Cleveland Cavaliers	1027	722	.587
Washington Wizards	1163	875	.571
Cleveland Rebels *	17	13	.567
New Orleans Pelicans	574	438	.567
Golden State Warriors	1422	1120	.559
Sheboygan Redskins *	17	14	.548
Brooklyn Nets	800	693	.536
Waterloo Hawks *	17	15	.531
Baltimore Bullets *	111	100	.526
Toronto Raptors	15	15	.500
Los Angeles Clippers	852	873	.494
Toronto Raptors	351	363	.492
Indianapolis Jets *	14	15	.483
Memphis Grizzlies	343	371	.480
Minnesota Timberwolves	438	481	.477
Charlotte Bobcats	166	195	.460
Detroit Falcons *	12	18	.400
Denver Nuggets *	9	15	.375
Pittsburgh Ironmen *	11	19	.367
Providence Steamrollers *	29	55	.345

### ALL-TIME ROAD

Team	W	L	Pct
Chicago Stars *	63	58	.521
Los Angeles Lakers	1225	1208	.503
San Antonio Spurs	722	771	.484
Boston Celtics	1197	1351	.470
Washington Capitols *	58	72	.446
Cleveland Rebels *	13	17	.433
Phoenix Suns	752	1050	.417
Dallas Mavericks	545	784	.410
Oklahoma City Thunder	753	1085	.410
Philadelphia 76ers	979	1415	.409
Miami Heat	424	618	.407
Chicago Bulls	715	1055	.406
Milwaukee Bucks	722	1086	.399
Orlando Magic	381	579	.397
Houston Rockets	716	1113	.391
Utah Jazz	614	961	.390
Portland Trail Blazers	672	1056	.389
New York Knickerbockers	963	1522	.388
St. Louis Bombers *	45	71	.388
New Orleans Pelicans	386	615	.386
Anderson Packers *	11	18	.379
Detroit Pistons	874	1500	.368
Atlanta Hawks	850	1520	.360
Indiana Pacers	501	945	.345
Golden State Warriors	812	1679	.326
Cleveland Cavaliers	562	1166	.325
Denver Nuggets	483	1010	.324
Washington Wizards	653	1363	.324
Toronto Raptors	239	516	.317
Sacramento Kings	762	1315	.315
Minnesota Timberwolves	294	665	.307
Brooklyn Nets	449	1036	.302
Memphis Grizzlies	204	510	.286
Detroit Falcons *	8	22	.267
Indianapolis Olympians *	31	89	.258
Los Angeles Clippers	441	1263	.256
Charlotte Bobcats	84	277	.233
Toronto Huskies *	7	23	.233
Providence Steamrollers *	17	65	.207
Baltimore Bullets *	36	141	.203
Sheboygan Redskins *	5	22	.185
Indianapolis Jets *	4	24	.144
Pittsburgh Ironmen *	4	26	.133
Waterloo Hawks *	1	22	.045
Denver Nuggets *	1	26	.037





OPPONENTS

42 ELTON BRAND

ATL





## BOSTON CELTICS

226 Causeway St., 4th Floor  
Boston, MA 02144  
(617) 854-8000

### SCHEDULE (All Times Eastern)

BOSTON	Sat., Nov. 23	7:30
at Boston	Tue., Dec. 31	1:00
at Boston	Wed., Feb. 26	7:30
BOSTON	Wed., Apr. 9	7:30



## 2012-13 RESULTS

### Boston, 3-1

(High Scorer, ATL/BOS)

Jan. 5 at Atlanta (89-81, Celtics)

Williams 28/Pierce 26

Jan. 25 at Atlanta (123-111, 2OT, Hawks)

Korver 27/Garnett 24

Mar. 8 at Boston (107-102, OT, Celtics)

Smith 32/Pierce 27

Mar. 29 at Boston (118-107, Celtics)

Scott 19/Green 27

## SERIES FACTS

Current Streak: Boston, two wins

Current Home Streak: Won 1

Current Road Streak: Lost 4

Last Home Win: 1/25/13, 123-111, 2OT

Last Road Win: 1/11/10, 102-96

Last Home Loss: 1/5/13, 89-81

Last Road Loss: 3/29/13, 118-107

Biggest Win: 35 (2/28/78), 117-85

Biggest Loss: 26 (11/16/77), 131-105

## ATLANTA ALL-TIME RECORD vs. BOSTON

Season	Home	Road	Neutral	Total
49-68*	33-32	7-54	11-21	51-103
68-69	2-1	1-2	0-0	3-3
69-70	3-0	3-0	0-0	6-0
70-71	1-2	1-2	0-0	2-4
71-72	0-2	0-2	0-0	0-4
72-73	0-3	1-2	0-0	1-5
73-74	1-2	0-2	0-1	1-5
74-75	0-2	0-2	0-0	0-4
75-76	1-1	0-2	1-0	2-3
76-77	0-2	0-2	0-0	0-4
77-78	2-0	0-1	0-1	2-2
78-79	1-1	1-1	0-0	2-2
79-80	1-2	1-1	0-1	2-4
80-81	1-2	1-1	0-1	2-4
81-82	1-2	0-3	0-0	1-5
82-83	0-3	1-2	0-0	1-5
83-84	0-2	0-3	0-0	0-5
84-85	0-3	1-1	0-0	1-4
85-86	0-3	0-3	0-0	0-6
86-87	3-0	0-3	0-0	3-3
87-88	2-1	0-3	0-0	2-4
88-89	2-0	1-1	0-0	3-1
89-90	1-1	0-2	0-0	1-3

Season	Home	Road	Neutral	Total
90-91	2-0	1-1	0-0	3-1
91-92	2-0	0-1	1-0	3-1
92-93	1-1	0-1	1-0	2-2
93-94	2-0	2-0	0-0	4-0
94-95	2-0	1-1	0-0	3-1
95-96	2-0	2-0	0-0	4-0
96-97	2-0	1-1	0-0	3-1
97-98	1-1	1-0	0-0	2-1
98-99	2-0	1-0	0-0	3-0
99-00	1-1	0-2	0-0	1-3
00-01	1-1	0-2	0-0	1-3
01-02	1-1	1-1	0-0	2-2
02-03	0-1	0-2	0-0	0-3
03-04	2-0	1-1	0-0	3-1
04-05	1-1	0-2	0-0	1-3
05-06	1-1	1-0	0-0	2-1
06-07	2-0	1-1	0-0	3-1
07-08	0-1	0-2	0-0	0-3
08-09	0-2	0-2	0-0	0-4
09-10	2-0	2-0	0-0	4-0
10-11	1-1	0-1	0-0	1-2
11-12	1-1	0-1	0-0	1-2
12-13	1-1	0-2	0-0	1-3

**TOTALS 85-81 34-119 14-25 133-225**  
**ATL TOTALS 51-48 27-64 3-4 81-116**

\* 1949-68 signifies Tri-Cities Blackhawks/  
Milwaukee Hawks/St. Louis Hawks years

## BROOKLYN NETS

390 Murray Hill Pkwy.  
East Rutherford, NJ 07073  
(201) 935-8888

### SCHEDULE (All Times Eastern)

at Brooklyn	Mon., Jan 6	7:30
BROOKLYN	Thu., Jan. 16 (L)	3:00
at Brooklyn	Fri., Apr. 11	7:30
(L)	Game played in London, UK	



## 2012-13 RESULTS

### Series tied, 2-2

(High Scorer, ATL/BKN)

Jan. 16 at Atlanta (109-95, Hawks)

Teague 28/Lopez 22

Jan. 18 at Brooklyn (94-89, Nets)

Teague 21/Williams 24

Mar. 9 at Atlanta (93-80, Nets)

Horford 19/Two w/18

Mar. 17 at Brooklyn (105-93, Hawks)

Horford 22/Two w/18

## SERIES FACTS

Current Streak: Atlanta, one win

Current Home Streak: Lost 1

Current Road Streak: Won 1

Last Home Win: 1/16/13, 109-95

Last Road Win: 3/17/13, 105-93

Last Home Loss: 3/9/13, 93-80

Last Road Loss: 1/18/13, 94-89

Biggest Win: 37 (12/9/79), 122-85

37 (12/4/87), 139-102

Biggest Loss: 34 (2/13/91), 140-106

## ATLANTA ALL-TIME RECORD vs. BROOKLYN

Season	Home	Road	Neutral	Total
76-77	1-1	2-0	0-0	3-1
77-78	2-0	1-1	0-0	3-1
78-79	1-1	1-1	0-0	2-2
79-80	2-1	2-1	0-0	4-2
80-81	2-0	1-2	0-0	3-2
81-82	2-1	1-1	0-0	3-2
82-83	1-2	1-2	0-0	2-4
83-84	2-1	1-2	0-0	3-3
84-85	2-1	1-2	0-0	3-3
85-86	3-0	1-2	0-0	4-2
86-87	2-0	3-0	0-0	5-0
87-88	3-0	2-0	0-0	5-0
88-89	2-0	2-1	0-0	4-1
89-90	2-0	0-2	0-0	2-2
90-91	2-0	1-1	0-0	3-1
91-92	2-0	1-1	0-0	3-1
92-93	1-1	0-2	0-0	1-3
93-94	1-1	0-2	0-0	1-3
94-95	2-0	2-0	0-0	4-0
95-96	2-0	2-0	0-0	4-0
96-97	2-0	1-1	0-0	3-1
97-98	1-0	0-2	0-0	1-2
98-99	1-0	0-2	0-0	1-2
99-00	2-0	1-1	0-0	3-1
00-01	0-2	1-1	0-0	1-3
01-02	2-0	0-1	0-0	2-1
02-03	1-1	0-2	0-0	1-3
03-04	1-1	0-2	0-0	1-3
04-05	0-2	0-1	0-0	0-3
05-06	1-1	0-2	0-0	1-3
06-07	0-1	1-1	0-0	1-2
07-08	1-1	0-2	0-0	1-3
08-09	1-1	0-2	0-0	1-3
09-10	2-0	1-0	0-0	3-0
10-11	2-0	0-2	0-0	2-2
11-12	2-0	2-0	0-0	4-0
12-13	1-1	1-1	0-0	2-2

**TOTALS 57-21 33-46 0-0 90-67**

## CHARLOTTE BOBCATS

333 E. Trade St.  
Charlotte, NC 28202  
(704) 688-8600

### SCHEDULE (All Times Eastern)

at Charlotte	Mon., Nov. 11	7:00
CHARLOTTE	Sat., Dec. 28	7:30
at Charlotte	Mon., Mar. 17	7:00
CHARLOTTE	Mon., Apr. 14	7:30



### 2012-13 RESULTS

#### Atlanta, 4-0

(High Scorer, ATL/CHAR)  
Nov. 23 at Charlotte (101-91, Hawks)  
Horford 26/Sessions 22  
Nov. 28 at Atlanta (94-91, Hawks)  
Three w/17/Gordon 26  
Dec. 13 at Atlanta (113-90, Hawks)  
Harris 20/Henderson 17  
Jan. 23 at Charlotte (104-92, Hawks)  
Smith 30/Sessions 27

### SERIES FACTS

Current Streak: Atlanta, eight wins  
Current Home Streak: Won 4  
Current Road Streak: Won 4  
Last Home Win: 12/13/12, 113-90  
Last Road Win: 1/23/13, 104-92  
Last Home Loss: 2/12/11, 88-86  
Last Road Loss: 4/13/11, 96-85  
Biggest Win: 30 (1/12/12), 111-81  
Biggest Loss: 21 (4/13/05), 105-84  
21 (1/19/07), 96-75

### ATLANTA ALL-TIME RECORD vs. CHARLOTTE

Season	Home	Road	Neutral	Total
04-05	1-1	0-2	0-0	1-3
05-06	0-2	1-1	0-0	1-3
06-07	1-1	0-2	0-0	1-3
07-08	2-0	0-2	0-0	2-2
08-09	2-0	1-1	0-0	3-1
09-10	2-0	0-2	0-0	2-2
10-11	1-1	1-1	0-0	2-2
11-12	2-0	2-0	0-0	4-0
12-13	2-0	2-0	0-0	4-0
<b>TOTALS</b>	<b>13-5</b>	<b>7-11</b>	<b>0-0</b>	<b>20-16</b>

## CHICAGO BULLS

1901 W. Madison St.  
Chicago, IL 60612  
(312) 455-4000

### SCHEDULE (All Times Eastern)

at Chicago	Sat., Jan. 4	8:00
at Chicago	Tue., Feb. 11	8:00
CHICAGO	Tue., Feb. 25	7:30
CHICAGO	Wed., Apr. 2	7:30



### 2012-13 RESULTS

#### Chicago, 2-1

(High Scorer, ATL/CHI)  
Dec. 22 at Atlanta (92-75, Hawks)  
Horford 20/Deng 11  
Jan. 14 at Chicago (97-58, Bulls)  
Scott 10/Boozer 20  
Feb. 2 at Atlanta (93-76, Bulls)  
Smith 19/Deng 25

### SERIES FACTS

Current Streak: Chicago, two wins  
Current Home Streak: Lost 1  
Current Road Streak: Lost 4  
Last Home Win: 12/22/12, 92-75  
Last Road Win: 3/1/10, 116-92  
Last Home Loss: 2/2/13, 93-76  
Last Road Loss: 1/14/13, 97-58  
Biggest Win: 37 (4/8/83), 138-101  
Biggest Loss: 39 (1/14/13), 97-58

### ATLANTA ALL-TIME RECORD vs. CHICAGO

Season	Home	Road	Neutral	Total
66-68*	5-3	6-1	1-1	12-5
68-69	3-0	3-1	0-0	6-1
69-70	3-0	1-1	1-1	5-2
70-71	1-1	0-3	0-0	1-4
71-72	0-3	0-2	0-0	0-5
72-73	1-1	1-1	0-0	2-2
73-74	1-1	0-2	0-0	1-3
74-75	0-2	0-2	0-0	0-4
75-76	1-1	1-1	0-0	2-2
76-77	2-0	0-2	0-0	2-2
77-78	1-0	0-2	0-1	1-3
78-79	2-0	1-1	0-0	3-1
79-80	1-0	0-1	0-0	1-1
80-81	1-2	1-2	0-0	2-4
81-82	1-1	1-2	0-0	2-3
82-83	3-0	2-1	0-0	5-1
83-84	3-0	1-2	0-0	4-2
84-85	1-2	2-1	0-0	3-3
85-86	3-0	2-1	0-0	5-1
86-87	3-0	1-2	0-0	4-2
87-88	1-1	1-2	0-0	2-3
88-89	2-1	2-1	0-0	4-2
89-90	0-3	0-2	0-0	0-5

Season	Home	Road	Neutral	Total
90-91	1-1	0-3	0-0	1-4
91-92	0-3	0-2	0-0	0-5
92-93	1-1	1-1	0-0	2-2
93-94	2-0	0-3	0-0	2-3
94-95	0-3	1-1	0-0	1-4
95-96	0-2	0-2	0-0	0-4
96-97	1-1	0-2	0-0	1-3
97-98	1-1	0-2	0-0	1-3
98-99	1-1	2-0	0-0	3-1
99-00	2-0	1-1	0-0	3-1
00-01	1-1	1-1	0-0	2-2
01-02	1-1	2-0	0-0	3-1
02-03	1-1	1-1	0-0	2-2
03-04	2-0	1-1	0-0	3-1
04-05	0-2	0-2	0-0	0-4
05-06	0-2	0-1	0-0	0-3
06-07	0-2	0-2	0-0	0-4
07-08	2-0	0-2	0-0	2-2
08-09	1-0	2-0	0-0	3-0
09-10	2-0	1-1	0-0	3-1
10-11	1-1	0-1	0-0	1-2
11-12	1-1	0-2	0-0	1-3
12-13	1-1	0-1	0-0	1-2
<b>TOTALS</b>	<b>61-47</b>	<b>39-68</b>	<b>2-3</b>	<b>102-118</b>
<b>ATL TOTALS</b>	<b>55-43</b>	<b>33-65</b>	<b>1-2</b>	<b>89-110</b>

\* 1966-68 signifies St. Louis Hawks years

## CLEVELAND CAVALIERS

One Center Court  
Cleveland, OH 44115-4001  
(216) 420-2000

### SCHEDULE (All Times Eastern)

CLEVELAND Fri., Dec. 6 7:30  
at Cleveland Thu., Dec. 26 7:00  
CLEVELAND Fri., Apr. 4 7:30



### 2012-13 RESULTS

#### Series tied, 2-2

(High Scorer, ATL/CLE)  
Nov. 30 at Atlanta (113-111, Cavaliers)  
Smith 25/Pargo 22  
Dec. 28 at Cleveland (102-94, Hawks)  
Teague 27/Irving 28  
Jan. 9 at Cleveland (99-83, Cavaliers)  
Smith 17/Irving 33  
April 1 at Atlanta (102-94, Hawks)  
Harris 25/Speights 23

### SERIES FACTS

Current Streak: Atlanta, one win  
Current Home Streak: Won 1  
Current Road Streak: Lost 1  
Last Home Win: 4/1/13, 102-94  
Last Road Win: 12/28/12, 102-94  
Last Home Loss: 11/30/12, 113-111  
Last Road Loss: 1/9/13, 99-83  
Biggest Win: 34 (12/31/70), 119-85  
Biggest Loss: 43 (3/22/92), 123-80

### ATLANTA ALL-TIME RECORD vs. CLEVELAND

Season	Home	Road	Neutral	Total
70-71	2-0	2-0	0-0	4-0
71-72	2-1	2-1	0-0	4-2
72-73	2-1	1-3	0-0	3-4
73-74	2-1	2-2	0-0	4-3
74-75	3-1	0-3	0-0	3-4
75-76	0-3	2-2	0-0	2-5
76-77	1-1	1-1	0-0	2-2
77-78	1-1	0-2	0-0	1-3
78-79	2-0	1-1	0-0	3-1
79-80	3-0	1-2	0-0	4-2
80-81	0-3	1-2	0-0	1-5
81-82	2-1	2-1	0-0	4-2
82-83	3-0	3-0	0-0	6-0
83-84	3-0	0-3	0-0	3-3
84-85	2-1	1-2	0-0	3-3
85-86	2-1	2-1	0-0	4-2
86-87	3-0	1-2	0-0	4-2
87-88	3-0	2-1	0-0	5-1
88-89	3-0	1-2	0-0	4-2
89-90	2-0	0-3	0-0	2-3
90-91	1-2	2-0	0-0	3-2

Season	Home	Road	Neutral	Total
91-92	0-2	0-3	0-0	0-5
92-93	0-3	0-2	0-0	0-5
93-94	2-0	1-1	0-0	3-1
94-95	1-1	0-3	0-0	1-4
95-96	1-1	2-0	0-0	3-1
96-97	2-0	1-1	0-0	3-1
97-98	2-0	2-0	0-0	4-0
98-99	1-0	1-1	0-0	2-1
99-00	2-0	1-1	0-0	3-1
00-01	1-1	1-1	0-0	2-2
01-02	2-0	1-1	0-0	3-1
02-03	2-0	2-0	0-0	4-0
03-04	1-1	0-2	0-0	1-3
04-05	0-2	0-2	0-0	0-4
05-06	0-1	1-1	0-0	1-2
06-07	0-2	1-1	0-0	1-3
07-08	1-1	0-1	0-0	1-2
08-09	1-1	0-2	0-0	1-3
09-10	1-1	0-2	0-0	1-3
10-11	1-0	2-0	0-0	3-0
11-12	2-0	1-0	0-0	3-0
12-13	1-1	1-1	0-0	2-2
<b>TOTALS</b>	<b>66-35</b>	<b>45-60</b>	<b>0-0</b>	<b>111-95</b>

## DALLAS MAVERICKS

2500 Victory Avenue  
Dallas, TX 75219  
(214) 665-4660

### SCHEDULE (All Times Eastern)

at Dallas Wed., Oct. 30 8:30  
DALLAS Fri., Nov. 29 7:30



### 2012-13 RESULTS

#### Series tied, 1-1

(High Scorer, ATL/DAL)  
Feb. 11 at Dallas (105-101, Hawks)  
Smith 26/Nowitzki 24  
Mar. 18 at Atlanta (127-113, Mavericks)  
Teague 19/Collison 24

### SERIES FACTS

Current Streak: Dallas, one win  
Current Home Streak: Lost 1  
Current Road Streak: Won 1  
Last Home Win: 4/26/12, 106-89  
Last Road Win: 2/11/13, 105-101  
Last Home Loss: 3/18/13, 127-113  
Last Road Loss: 1/29/11, 102-91  
Biggest Win: 36 (12/17/96), 109-73  
Biggest Loss: 26 (2/18/03), 105-79

### ATLANTA ALL-TIME RECORD vs. DALLAS

Season	Home	Road	Neutral	Total
80-81	1-0	1-0	0-0	2-0
81-82	0-1	1-0	0-0	1-1
82-83	1-0	0-1	0-0	1-1
83-84	1-0	0-1	0-0	1-1
84-85	0-1	0-1	0-0	0-2
85-86	0-1	1-0	0-0	1-1
86-87	1-0	1-0	0-0	2-0
87-88	1-0	1-0	0-0	2-0
88-89	1-0	0-1	0-0	1-1
89-90	0-1	0-1	0-0	0-2
90-91	1-0	1-0	0-0	2-0
91-92	1-0	1-0	0-0	2-0
92-93	1-0	0-1	0-0	1-1
93-94	1-0	1-0	0-0	2-0
94-95	1-0	1-0	0-0	2-0
95-96	0-1	1-0	0-0	1-1
96-97	1-0	1-0	0-0	2-0
97-98	1-0	1-0	0-0	2-0
98-99	0-0	0-1	0-0	0-1
99-00	0-1	0-1	0-0	0-2
00-01	0-1	0-1	0-0	0-2
01-02	0-1	0-1	0-0	0-2
02-03	0-1	0-1	0-0	0-2
03-04	1-0	1-0	0-0	2-0
04-05	1-0	0-1	0-0	1-1
05-06	0-1	0-1	0-0	0-2
06-07	0-1	0-1	0-0	0-2
07-08	1-0	0-1	0-0	1-1
08-09	1-0	0-1	0-0	1-1
09-10	0-1	1-0	0-0	1-1
10-11	0-1	0-1	0-0	0-2
11-12	1-0	0-0	0-0	1-0
12-13	0-1	1-0	0-0	1-1
<b>TOTALS</b>	<b>18-14</b>	<b>15-17</b>	<b>0-0</b>	<b>33-31</b>

## DENVER NUGGETS

1000 Chopper Place  
Denver, CO 80204  
(303) 405-1100

### SCHEDULE (All Times Eastern)

at Denver Thu., Nov. 7 9:00  
DENVER Sat., Mar. 15 7:30



### 2012-13 RESULTS

#### Series tied, 1-1

(High Scorer, ATL/DEN)  
Dec. 5 at Atlanta (108-104, Hawks)  
Horford 25/Lawson 32  
Mar. 4 at Denver (104-88, Nuggets)  
Horford 18/Brewer 22

### SERIES FACTS

Current Streak: Denver, one win  
Current Home Streak: Won 1  
Current Road Streak: Lost 6  
Last Home Win: 12/5/12, 108-104  
Last Road Win: 12/6/06, 98-96  
Last Home Loss: 3/16/11, 102-87  
Last Road Loss: 3/4/13, 104-88  
Biggest Win: 26 (12/30/78), 113-87  
26 (1/19/92), 119-93  
Biggest Loss: 35 (12/17/81), 138-103

### ATLANTA ALL-TIME RECORD vs. DENVER

Season	Home	Road	Neutral	Total
76-77	2-0	0-2	0-0	2-2
77-78	1-0	0-2	0-1	1-3
78-79	2-0	1-1	0-0	3-1
79-80	1-0	0-1	0-0	1-1
80-81	1-0	0-1	0-0	1-1
81-82	1-0	0-1	0-0	1-1
82-83	0-1	1-0	0-0	1-1
83-84	0-1	0-1	0-0	0-2
84-85	0-1	0-1	0-0	0-2
85-86	1-0	0-1	0-0	1-1
86-87	1-0	1-0	0-0	2-0
87-88	1-0	0-1	0-0	1-1
88-89	0-1	0-1	0-0	0-2
89-90	1-0	0-1	0-0	1-1
90-91	1-0	0-1	0-0	1-1
91-92	1-0	1-0	0-0	2-0
92-93	1-0	1-0	0-0	2-0
93-94	1-0	0-1	0-0	1-1
94-95	1-0	1-0	0-0	2-0
95-96	1-0	0-1	0-0	1-1
96-97	1-0	0-1	0-0	1-1
97-98	1-0	1-0	0-0	2-0
99-00	1-0	0-1	0-0	1-1
00-01	1-0	0-1	0-0	1-1
01-02	1-0	1-0	0-0	2-0
02-03	1-0	1-0	0-0	2-0
03-04	1-0	1-0	0-0	2-0
04-05	0-1	0-1	0-0	0-2
05-06	1-0	0-1	0-0	1-1
06-07	0-1	1-0	0-0	1-1
07-08	1-0	0-1	0-0	1-1
08-09	1-0	0-1	0-0	1-1
09-10	1-0	0-1	0-0	1-1
10-11	0-1	0-1	0-0	0-2
11-12	0-0	0-1	0-0	0-1
12-13	1-0	0-1	0-0	1-1
<b>TOTALS</b>	<b>30-7</b>	<b>11-28</b>	<b>0-1</b>	<b>41-36</b>

## DETROIT PISTONS

The Palace of Auburn Hills  
5 Championship Drive  
Auburn Hills, MI 48326  
(248) 377-0100

### SCHEDULE (All Times Eastern)

DETROIT Wed., Nov. 20 7:30  
at Detroit Fri., Nov. 22 7:30  
DETROIT Wed., Jan. 29 7:30  
at Detroit Fri., Feb. 21 7:30



### 2012-13 RESULTS

#### Atlanta, 2-1

(High Scorer, ATL/DET)  
Dec. 26 at Atlanta (126-119, 20T, Hawks)  
Smith 31/Bynum 31  
Jan. 4 at Detroit (85-84, Pistons)  
Smith 20/Daye 20  
Feb. 25 at Detroit (114-103, Hawks)  
Two w/23/Stuckey 22

### SERIES FACTS

Current Streak: Atlanta, one win  
Current Home Streak: Won 9  
Current Road Streak: Won 1  
Last Home Win: 12/26/12, 126-119, 20T  
Last Road Win: 2/25/13, 114-103  
Last Home Loss: 2/12/08, 94-90  
Last Road Loss: 1/4/13, 85-84  
Biggest Win: 44 (2/7/94), 141-97  
Biggest Loss: 36 (12/2/83), 128-92

### ATLANTA ALL-TIME RECORD vs. DETROIT

Season	Home	Road	Neutral	Total	Season	Home	Road	Neutral	Total
57-68*	23-26	44-6	13-10	80-42	90-91	0-2	0-3	0-0	0-5
68-69	3-0	3-0	0-0	6-0	91-92	0-3	1-1	0-0	1-4
69-70	0-2	2-0	1-1	3-3	92-93	1-1	1-2	0-0	2-3
70-71	0-3	0-2	0-0	0-5	93-94	2-0	2-0	0-0	4-0
71-72	1-1	2-1	0-0	3-2	94-95	2-1	1-1	0-0	3-2
72-73	1-1	1-1	0-0	2-2	95-96	2-0	0-2	0-0	2-2
73-74	0-2	0-2	0-0	0-4	96-97	1-1	0-2	0-0	1-3
74-75	1-1	1-1	0-0	2-2	97-98	2-0	0-2	0-0	2-2
75-76	0-2	1-1	0-0	1-3	98-99	0-1	1-1	0-0	1-2
76-77	0-2	0-2	0-0	0-4	99-00	1-1	0-2	0-0	1-3
77-78	1-1	1-1	0-0	2-2	00-01	0-2	0-2	0-0	0-4
78-79	2-0	1-1	0-0	3-1	01-02	1-1	0-2	0-0	1-3
79-80	3-0	3-0	0-0	6-0	02-03	1-1	0-2	0-0	1-3
80-81	2-1	2-1	0-0	4-2	03-04	0-2	1-1	0-0	1-3
81-82	1-2	1-2	0-0	2-4	04-05	0-2	1-1	0-0	1-3
82-83	2-1	1-2	0-0	3-3	05-06	1-1	0-2	0-0	1-3
83-84	2-1	0-3	0-0	2-4	06-07	1-0	0-2	0-0	1-2
84-85	0-3	1-2	0-0	1-5	07-08	0-2	0-2	0-0	0-4
85-86	3-0	1-2	0-0	4-2	08-09	2-0	1-0	0-0	3-0
86-87	2-1	1-2	0-0	3-3	09-10	2-0	0-2	0-0	2-2
87-88	1-2	1-2	0-0	2-4	10-11	2-0	1-1	0-0	3-1
88-89	1-2	0-3	0-0	1-5	11-12	2-0	1-1	0-0	3-1
89-90	1-2	2-0	0-0	3-2	12-13	1-0	1-1	0-0	2-1
<b>TOTALS</b>	<b>74-77</b>	<b>81-72</b>	<b>14-11</b>	<b>169-160</b>	<b>ATL TOTALS</b>	<b>49-51</b>	<b>36-65</b>	<b>1-1</b>	<b>86-117</b>

\* 1957-68 signifies St. Louis Hawks years.



## GOLDEN STATE WARRIORS

1011 Broadway  
Oakland, CA 94607  
(510) 986-2200

### SCHEDULE (All Times Eastern)

GOLDEN ST. Fri., Jan. 3 7:30  
at Golden St., Fri., Mar. 7 10:30



### 2012-13 RESULTS

#### Golden State, 2-0

(High Scorer, ATL/GST)

Nov. 14 at Golden State (92-88, Warriors)

Williams 18/Barnes 19

Dec. 15 at Atlanta (115-93, Warriors)

Horford 17/Lee 20

### SERIES FACTS

Current Streak: Golden State, three wins

Current Home Streak: Lost 2

Current Road Streak: Lost 1

Last Home Win: 12/29/10, 103-93

Last Road Win: 2/25/11, 95-79

Last Home Loss: 12/15/12, 115-93

Last Road Loss: 11/14/12, 92-88

Biggest Win: 34 (12/31/70), 119-85

Biggest Loss: 43 (3/22/92), 123-80

### ATLANTA ALL-TIME RECORD vs. GOLDEN STATE

Season	Home	Road	Neutral	Total
47-68*	49-16	23-40	12-21	84-77
68-69	2-2	2-1	0-0	4-3
69-70	1-2	2-1	1-0	4-3
70-71	1-1	1-2	0-0	2-3
71-72	2-1	0-1	1-0	3-2
72-73	1-1	0-2	0-0	1-3
73-74	0-2	1-1	0-0	1-3
74-75	1-1	0-2	0-0	1-3
75-76	2-0	0-2	0-0	2-2
76-77	0-2	0-2	0-0	0-4
77-78	1-1	0-2	0-0	1-3
78-79	1-1	0-2	0-0	1-3
79-80	1-0	1-0	0-0	2-0
80-81	1-0	1-0	0-0	2-0
81-82	0-1	0-1	0-0	0-2
82-83	0-1	0-1	0-0	0-2
83-84	1-0	0-1	0-0	1-1
84-85	1-0	1-0	0-0	2-0
85-86	1-0	0-1	0-0	1-1
86-87	1-0	0-1	0-0	1-1
87-88	1-0	1-0	0-0	2-0
88-89	1-0	0-1	0-0	1-1

Season	Home	Road	Neutral	Total
89-90	1-0	1-0	0-0	2-0
90-91	1-0	0-1	0-0	1-1
91-92	1-0	0-1	0-0	1-1
92-93	1-0	1-0	0-0	2-0
93-94	0-1	0-1	0-0	0-2
94-95	1-0	1-0	0-0	2-0
95-96	0-1	1-0	0-0	1-1
96-97	1-0	1-0	0-0	2-0
97-98	1-0	1-0	0-0	2-0
99-00	0-1	0-1	0-0	0-2
00-01	1-0	1-0	0-0	2-0
01-02	1-0	1-0	0-0	2-0
02-03	0-1	0-1	0-0	0-2
03-04	0-1	0-1	0-0	0-2
04-05	0-1	0-1	0-0	0-2
05-06	1-0	0-1	0-0	1-1
06-07	1-0	1-0	0-0	2-0
07-08	0-1	1-0	0-0	1-1
08-09	1-0	0-1	0-0	1-1
09-10	1-0	0-1	0-0	1-1
10-11	1-0	1-0	0-0	2-0
11-12	0-1	0-0	0-0	0-1
12-13	0-1	0-1	0-0	0-2

**TOTALS 83-41 44-75 14-21 141-137**  
**ATL TOTALS 34-24 21-35 2-0 57-59**

\* 1947-68 signifies St. Louis Hawks years.

## HOUSTON ROCKETS

Toyota Center  
1510 Polk St.  
Houston, TX 77002  
(713) 758-7200

### SCHEDULE (All Times Eastern)

at Houston Wed., Nov. 27 8:00  
HOUSTON Fri., Jan. 10 7:30



### 2012-13 RESULTS

#### Houston, 2-0

(High Scorer, ATL/HTN)

Nov. 2 at Atlanta (109-102, Rockets)

Williams 22/Harden 45

Dec. 31 at Houston (123-104, Rockets)

Williams 21/Harden 28

### SERIES FACTS

Current Streak: Houston, five wins

Current Home Streak: Lost 2

Current Road Streak: Lost 3

Last Home Win: 11/20/09, 105-103

Last Road Win: 1/25/10, 102-95

Last Home Loss: 11/2/12, 109-102

Last Road Loss: 12/31/12, 123-104

Biggest Win: 42 (11/30/67), 129-87

Biggest Loss: 31 (12/23/70), 133-102

### ATLANTA ALL-TIME RECORD vs. HOUSTON

Season	Home	Road	Neutral	Total
67-68*	3-1	4-0	0-0	7-1
68-69	3-1	0-3	0-0	3-4
69-70	3-0	1-2	0-0	4-2
70-71	2-1	0-2	0-0	2-3
71-72	1-1	0-3	0-0	1-4
72-73	3-1	1-3	0-0	4-4
73-74	3-1	2-1	0-0	5-2
74-75	1-2	1-3	0-0	2-5
75-76	2-2	0-3	0-0	2-5
76-77	1-1	0-2	0-0	1-3
77-78	2-0	1-1	0-0	3-1
78-79	2-0	1-1	0-0	3-1
79-80	1-2	1-2	0-0	2-4
80-81	1-0	0-1	0-0	1-1
81-82	1-0	1-0	0-0	2-0
82-83	1-0	1-0	0-0	2-0
83-84	1-0	0-1	0-0	1-1
84-85	0-1	0-1	0-0	0-2
85-86	1-0	0-1	0-0	1-1
86-87	0-1	1-0	0-0	1-1
87-88	1-0	0-1	0-0	1-1
88-89	1-0	0-1	0-0	1-1
89-90	1-0	1-0	0-0	2-0

Season	Home	Road	Neutral	Total
90-91	0-1	1-0	0-0	1-1
91-92	1-0	1-0	0-0	2-0
92-93	1-0	0-1	0-0	1-1
93-94	1-0	0-1	0-0	1-1
94-95	0-1	0-1	0-0	0-2
95-96	1-0	0-1	0-0	1-1
96-97	1-0	0-1	0-0	1-1
97-98	1-0	0-1	0-0	1-1
98-99	0-0	1-0	0-0	1-0
99-00	1-0	0-1	0-0	1-1
00-01	0-1	0-1	0-0	0-2
01-02	1-0	0-1	0-0	1-1
02-03	1-0	0-1	0-0	1-1
03-04	0-1	0-1	0-0	0-2
04-05	1-0	0-1	0-0	1-1
05-06	1-0	0-1	0-0	1-1
06-07	1-0	0-1	0-0	1-1
07-08	0-1	0-1	0-0	0-2
08-09	1-0	0-1	0-0	1-1
09-10	1-0	1-0	0-0	2-0
10-11	0-1	0-1	0-0	0-2
11-12	0-0	0-1	0-0	0-1
12-13	0-1	0-1	0-0	0-2

**TOTALS 49-22 20-51 0-0 69-73**  
**ATL TOTALS 46-21 16-50 0-0 62-71**

\* 1967-68 St. Louis Hawks years.

## INDIANA PACERS

125 South Pennsylvania St.  
Indianapolis, IN 46204  
(317) 917-2500

### SCHEDULE (All Times Eastern)

INDIANA	Wed., Jan. 8	7:30
INDIANA	Tue., Feb. 4	7:30
at Indiana	Tue., Feb. 18	7:00
at Indiana	Sun., Apr. 6	6:00



### 2012-13 RESULTS

#### Series tied, 2-2

(High Scorer, ATL/IND)  
Nov. 7 at Atlanta (89-86, Hawks)  
Horford 16/Two w/20  
Dec. 29 at Atlanta (109-100, Hawks)  
Williams 21/West 29  
Feb. 5 at Indiana (114-103, Pacers)  
Teague 24/George 29  
Mar. 25 at Indiana (100-94, Pacers)  
Smith 20/Green 19

### SERIES FACTS

Current Streak: Indiana, two wins  
Current Home Streak: Won 11  
Current Road Streak: Lost 2  
Last Home Win: 12/29/12, 109-100  
Last Road Win: 3/6/12, 101-96  
Last Home Loss: 12/22/06, 100-90  
Last Road Loss: 3/25/13, 100-94  
Biggest Win: 31 (1/28/86), 123-92  
Biggest Loss: 27 (2/21/90), 123-96  
27 (12/29/99), 116-89

### ATLANTA ALL-TIME RECORD vs. INDIANA

Season	Home	Road	Neutral	Total
76-77	0-2	0-2	0-0	0-4
77-78	2-0	1-1	0-0	3-1
78-79	1-1	0-2	0-0	1-3
79-80	3-0	1-2	0-0	4-2
80-81	0-3	1-2	0-0	1-5
81-82	3-0	1-2	0-0	4-2
82-83	3-0	3-0	0-0	6-0
83-84	3-0	1-2	0-0	4-2
84-85	2-0	3-0	1-0	6-0
85-86	3-0	2-1	0-0	5-1
86-87	1-2	2-1	0-0	3-3
87-88	2-1	2-1	0-0	4-2
88-89	3-0	2-1	0-0	5-1
89-90	1-1	1-2	0-0	2-3
90-91	3-0	1-1	0-0	4-1
91-92	1-1	0-3	0-0	1-4
92-93	2-0	0-2	0-0	2-2
93-94	2-1	1-1	0-0	3-2
94-95	1-1	0-3	0-0	1-4
95-96	1-1	0-2	0-0	1-3
96-97	2-0	1-1	0-0	3-1
97-98	0-2	1-1	0-0	1-3
98-99	1-1	2-0	0-0	3-1
99-00	0-2	1-1	0-0	1-3
00-01	2-0	0-2	0-0	2-2
01-02	1-1	0-2	0-0	1-3
02-03	2-0	0-2	0-0	2-2
03-04	0-2	0-2	0-0	0-4
04-05	0-2	0-1	0-0	0-3
05-06	2-0	2-0	0-0	4-0
06-07	1-1	0-2	0-0	1-3
07-08	1-0	0-2	0-0	1-2
08-09	2-0	1-1	0-0	3-1
09-10	2-0	1-0	0-0	3-0
10-11	2-0	1-1	0-0	3-1
11-12	1-0	1-1	0-0	2-1
12-13	2-0	0-2	0-0	2-2
<b>TOTALS</b>	<b>58-25</b>	<b>33-52</b>	<b>1-0</b>	<b>92-77</b>

## LOS ANGELES CLIPPERS

LA Clippers Training Center  
6951 South Centinela Blvd.  
Playa Vista, CA 90094  
(310) 862-6000

### SCHEDULE (All Times Eastern)

LA CLIPPERS	Wed., Dec. 4	7:30
at LA Clippers	Sat., Mar. 8	10:30



### 2012-13 RESULTS

#### Series tied, 1-1

(High Scorer, ATL/LAC)  
Nov. 11 at Los Angeles (89-76, Clippers)  
Smith 13/Griffin 16  
Nov. 24 at Atlanta (104-93, Hawks)  
Two w/19/Griffin 22

### SERIES FACTS

Current Streak: Atlanta, one win  
Current Home Streak: Won 4  
Current Road Streak: Lost 2  
Last Home Win: 11/24/12, 104-93  
Last Road Win: 1/2/11, 107-98  
Last Home Loss: 2/7/09, 121-97  
Last Road Loss: 11/11/12, 89-76  
Biggest Win: 37 (1/3/88), 121-84  
Biggest Loss: 24 (2/7/09), 121-97

### ATLANTA ALL-TIME RECORD vs. LOS ANGELES CLIPPERS

Season	Home	Road	Neutral	Total	Season	Home	Road	Neutral	Total
70-71	2-0	1-1	0-0	3-1	91-92	1-0	0-1	0-0	1-1
71-72	2-1	2-1	0-0	4-2	92-93	1-0	0-1	0-0	1-1
72-73	2-1	3-0	0-0	5-1	93-94	0-1	1-0	0-0	1-1
73-74	2-1	0-2	0-1	2-4	94-95	1-0	1-0	0-0	2-0
74-75	0-2	1-1	0-0	1-3	95-96	1-0	1-0	0-0	2-0
75-76	2-1	0-2	0-0	2-3	96-97	1-0	1-0	0-0	2-0
76-77	2-0	2-0	0-0	4-0	97-98	1-0	1-0	0-0	2-0
77-78	2-0	1-1	0-0	3-1	98-99	0-0	1-0	0-0	1-0
78-79	2-0	1-1	0-0	3-1	99-00	1-0	0-1	0-0	1-1
79-80	1-0	0-1	0-0	1-1	00-01	1-0	0-1	0-0	1-1
80-81	1-0	0-1	0-0	1-1	01-02	1-0	0-1	0-0	1-1
81-82	0-1	1-0	0-0	1-1	02-03	1-0	1-0	0-0	2-0
82-83	1-0	0-1	0-0	1-1	03-04	0-1	0-1	0-0	0-2
83-84	1-0	0-1	0-0	1-1	04-05	0-1	0-1	0-0	0-2
84-85	1-0	1-0	0-0	2-0	05-06	0-1	0-1	0-0	0-2
85-86	1-0	1-0	0-0	2-0	06-07	1-0	1-0	0-0	2-0
86-87	1-0	1-0	0-0	2-0	07-08	1-0	0-1	0-0	1-1
87-88	1-0	1-0	0-0	2-0	08-09	0-1	1-0	0-0	1-1
88-89	1-0	1-0	0-0	2-0	09-10	1-0	1-0	0-0	2-0
89-90	0-1	1-0	0-0	1-1	10-11	1-0	1-0	0-0	2-0
90-91	1-0	1-0	0-0	2-0	11-12	1-0	0-1	0-0	1-1
					12-13	1-0	0-1	0-0	1-1
<b>TOTALS</b>	<b>42-13</b>	<b>30-24</b>	<b>0-1</b>	<b>72-38</b>					





## LOS ANGELES LAKERS

555 N. Nash St.  
El Segundo, CA 90245  
(310) 426-6000

### SCHEDULE (All Times Eastern)

at LA Lakers Sun., Nov. 3 9:30  
LA LAKERS Mon., Dec. 16 7:30



### 2012-13 RESULTS

#### Series tied, 1-1

(High Scorer, ATL/LAL)

Mar. 3 at Los Angeles (99-98, Lakers)

Horford 24/Bryant 34

Mar. 13 at Atlanta (96-92, Hawks)

Harris 17/Bryant 31

### SERIES FACTS

Current Streak: Atlanta, one win

Current Home Streak: Won 1

Current Road Streak: Lost 7

Last Home Win: 3/13/13, 96-92

Last Road Win: 2/15/06, 114-110

Last Home Loss: 3/8/11, 101-87

Last Road Loss: 3/3/13, 99-98

Biggest Win: 27 (10/11/73), 129-102

Biggest Loss: 46 (1/9/04), 113-67

### ATLANTA ALL-TIME RECORD vs. LOS ANGELES LAKERS

Season	Home	Road	Neutral	Total
50-51***				0-11
51-55**				12-30
55-68*				79-68
68-69	2-2	1-2	0-0	3-4
69-70	2-1	2-2	0-0	4-3
70-71	1-1	2-1	0-0	3-2
71-72	0-3	0-2	0-0	0-5
72-73	1-1	2-0	0-0	3-1
73-74	2-0	2-0	0-0	4-0
74-75	2-0	0-2	0-0	2-2
75-76	1-1	0-2	0-0	1-3
76-77	1-1	1-1	0-0	2-2
77-78	2-0	1-1	0-0	3-1
78-79	1-1	0-2	0-0	1-3
79-80	1-0	0-1	0-0	1-1
80-81	0-1	0-1	0-0	0-2
81-82	0-1	0-1	0-0	0-2
82-83	0-1	0-1	0-0	0-2
83-84	0-1	0-1	0-0	0-2
84-85	0-1	0-1	0-0	0-2
85-86	1-0	0-1	0-0	1-1
86-87	0-1	1-0	0-0	1-1
87-88	0-1	0-1	0-0	0-2

Season	Home	Road	Neutral	Total
88-89	0-1	1-0	0-0	1-1
89-90	0-1	0-1	0-0	0-2
90-91	0-1	0-1	0-0	0-2
91-92	0-1	0-1	0-0	0-2
92-93	1-0	0-1	0-0	1-1
93-94	1-0	0-1	0-0	1-1
94-95	0-1	0-1	0-0	0-2
95-96	0-1	0-1	0-0	0-2
96-97	1-0	0-1	0-0	1-1
97-98	0-1	0-1	0-0	0-2
99-00	0-1	0-1	0-0	0-2
00-01	1-0	0-1	0-0	1-1
01-02	0-1	1-0	0-0	1-1
02-03	0-1	1-0	0-0	1-1
03-04	1-0	0-1	0-0	1-1
04-05	1-0	0-1	0-0	1-1
05-06	0-1	1-0	0-0	1-1
06-07	0-1	0-1	0-0	0-2
07-08	1-0	0-1	0-0	1-1
08-09	1-0	0-1	0-0	1-1
09-10	1-0	0-1	0-0	1-1
10-11	0-1	0-1	0-0	0-2
11-12	0-0	0-1	0-0	0-1
12-13	1-0	0-1	0-0	1-1

**TOTALS** 135-182  
**ATL TOTALS** 28-30 16-43 0-0 44-73

\*\*\*1950-51 signifies Tri-Cities Blackhawks years.

\*\*1951-55 signifies Milwaukee Hawks years.

\*1955-68 signifies St. Louis Hawks years.

## MEMPHIS GRIZZLIES

191 Beale St.  
Memphis, TN 38103  
(901) 205-1234

### SCHEDULE (All Times Eastern)

at Memphis Sun., Jan. 12 6:00  
MEMPHIS Sat., Feb. 8 7:30



### 2012-13 RESULTS

#### Atlanta, 2-0

(High Scorer, ATL/MEM)

Dec. 8 at Memphis (93-83, Hawks)

Smith 24/Two w/18

Feb. 6 at Atlanta (103-92, Hawks)

Teague 22/Randolph 20

### SERIES FACTS

Current Streak: Atlanta, two wins

Current Home Streak: Won 1

Current Road Streak: Won 3

Last Home Win: 2/6/13, 103-92

Last Road Win: 12/8/12, 93-83

Last Home Loss: 2/2/12, 96-77

Last Road Loss: 4/15/09, 98-90

Biggest Win: 25 (3/1/98), 101-76

Biggest Loss: 32 (3/16/03), 124-92

### ATLANTA ALL-TIME RECORD vs. MEMPHIS

Season	Home	Road	Neutral	Total
95-96	1-0	1-0	0-0	2-0
96-97	1-0	1-0	0-0	2-0
97-98	1-0	1-0	0-0	2-0
98-99	1-0	0-0	0-0	1-0
99-00	1-0	0-1	0-0	1-1
00-01	1-0	0-1	0-0	1-1
01-02	1-0	1-0	0-0	2-0
02-03	1-0	0-1	0-0	1-1
03-04	0-1	0-1	0-0	0-2
04-05	0-1	0-1	0-0	0-2
05-06	0-1	0-1	0-0	0-2
06-07	1-0	1-0	0-0	2-0
07-08	1-0	1-0	0-0	2-0
08-09	1-0	0-1	0-0	1-1
09-10	1-0	1-0	0-0	2-0
10-11	1-0	1-0	0-0	2-0
11-12	0-1	0-0	0-0	0-1
12-13	1-0	1-0	0-0	2-0
<b>TOTALS</b>	<b>14-4</b>	<b>9-7</b>	<b>0-0</b>	<b>23-11</b>

## MIAMI HEAT

601 Biscayne Blvd.  
Miami, FL 33132  
(786) 777-HEAT

### SCHEDULE (All Times Eastern)

at Miami	Tue., Nov. 19	7:30
at Miami	Mon., Dec. 23	7:30
MIAMI	Mon., Jan. 20	5:30
MIAMI	Sat., Apr. 12	7:30



### 2012-13 RESULTS

#### Miami, 4-0

(High Scorer, ATL/MIA)  
Nov. 9 at Atlanta (95-89, Heat)  
Teague 20/Bosh 24  
Dec. 10 at Miami (101-92, Heat)  
Smith 22/James 27  
Feb. 20 at Atlanta (103-90, Heat)  
Horford 27/James 24  
Mar. 12 at Miami (98-81, Heat)  
Smith 15/Wade 23

### SERIES FACTS

Current Streak: Miami, seven wins  
Current Home Streak: Lost 7  
Current Road Streak: Lost 3  
Last Home Win: 11/18/09, 105-90  
Last Road Win: 1/2/12, 100-92  
Last Home Loss: 2/20/13, 103-90  
Last Road Loss: 3/12/13, 98-81  
Biggest Win: 33 (3/11/89), 111-78  
Biggest Loss: 34 (1/1/03), 107-73

### ATLANTA ALL-TIME RECORD vs. MIAMI

Season	Home	Road	Neutral	Total
88-89	1-0	0-1	0-0	1-1
89-90	2-0	2-0	0-0	4-0
90-91	2-0	2-0	0-0	4-0
91-92	2-0	0-2	0-0	2-2
92-93	2-0	1-1	0-0	3-1
93-94	2-0	1-1	0-0	3-1
94-95	1-1	1-1	0-0	2-2
95-96	1-1	1-1	0-0	2-2
96-97	1-0	0-2	0-0	1-2
97-98	1-1	0-2	0-0	1-3
98-99	0-1	0-2	0-0	0-3
99-00	2-0	0-2	0-0	2-2
00-01	0-2	0-1	0-0	0-3
01-02	2-0	1-1	0-0	3-1
02-03	1-1	0-2	0-0	1-3
03-04	1-1	0-2	0-0	1-3
04-05	0-2	0-2	0-0	0-4
05-06	1-1	0-2	0-0	1-3
06-07	0-2	0-2	0-0	0-4
07-08	2-0	1-1	0-0	3-1
08-09	2-0	1-1	0-0	3-1
09-10	1-1	0-2	0-0	1-3
10-11	0-2	1-1	0-0	1-3
11-12	0-2	1-1	0-0	1-3
12-13	0-2	0-2	0-0	0-4
<b>TOTALS</b>	<b>27-20</b>	<b>13-35</b>	<b>0-0</b>	<b>40-55</b>

## MILWAUKEE BUCKS

1001 N. Fourth St.  
Milwaukee, WI 53203  
(414) 227-0500

### SCHEDULE (All Times Eastern)

at Milwaukee	Sat., Jan. 25	8:30
MILWAUKEE	Thu., Mar. 13	7:30
at Milwaukee	Wed., Apr. 16	8:00



### 2012-13 RESULTS

#### Atlanta, 4-0

(High Scorer, ATL/MIL)  
Feb. 23 at Milwaukee (103-102, Hawks)  
Two w/23/Ilyasova 19  
Mar. 20 at Atlanta (98-90, Hawks)  
Teague 27/Jennings 21  
Mar. 24 at Milwaukee (104-99, Hawks)  
Horford 24/Ellis 20  
Apr. 12 at Atlanta (109-104, Hawks)  
Two w/24/Ellis 27

### SERIES FACTS

Current Streak: Atlanta, four wins  
Current Home Streak: Won 4  
Current Road Streak: Won 2  
Last Home Win: 4/12/13, 107-104  
Last Road Win: 3/24/13, 104-99  
Last Home Loss: 11/10/10, 108-92  
Last Road Loss: 3/27/12, 108-101  
Biggest Win: 39 (1/15/87), 130-91  
Biggest Loss: 36 (2/14/71), 124-88

### ATLANTA ALL-TIME RECORD vs. MILWAUKEE

Season	Home	Road	Neutral	Total
68-69	3-0	1-1	0-1	4-2
69-70	1-2	2-0	0-1	3-3
70-71	0-3	1-1	0-0	1-4
71-72	1-1	1-2	0-0	2-3
72-73	1-1	0-2	0-0	1-3
73-74	0-2	0-1	1-0	1-3
74-75	1-1	1-1	0-0	2-2
75-76	1-1	1-1	0-0	2-2
76-77	2-0	0-2	0-0	2-2
77-78	1-1	1-1	0-0	2-2
78-79	2-0	1-0	0-0	3-0
79-80	1-0	0-1	0-0	1-1
80-81	1-2	0-3	0-0	1-5
81-82	2-1	1-2	0-0	3-3
82-83	1-2	0-2	0-0	1-4
83-84	2-1	1-2	0-0	3-3
84-85	1-2	1-2	0-0	2-4
85-86	3-0	0-3	0-0	3-3
86-87	3-0	0-3	0-0	3-3
87-88	2-1	1-2	0-0	3-3
88-89	3-0	3-0	0-0	6-0
89-90	3-0	0-2	0-0	2-2
<b>TOTALS</b>	<b>65-35</b>	<b>34-62</b>	<b>1-2</b>	<b>100-99</b>

## MINNESOTA TIMBERWOLVES

600 First Ave. North  
Minneapolis, MN 55403  
(612) 673-1600

### SCHEDULE (All Times Eastern)

MINNESOTA Sat., Feb. 1 7:30  
at Minnesota Wed., Mar. 26 8:00



### 2012-13 RESULTS

#### Series tied, 1-1

(High Scorer, ATL/MIN)

Jan. 8 at Minnesota (108-103, Timberwolves)

Two w/21/Pekovic 25

Jan. 21 at Atlanta (104-96, Hawks)

Horford 28/Williams 17

### SERIES FACTS

Current Streak: Atlanta, one win

Current Home Streak: Won 10

Current Road Streak: Lost 1

Last Home Win: 1/21/13, 104-96

Last Road Win: 11/5/10, 113-103

Last Home Loss: 11/20/02, 103-93

Last Road Loss: 1/8/13, 108-103

Biggest Win: 25 (12/22/09), 112-87

Biggest Loss: 23 (1/26/02), 103-80

### ATLANTA ALL-TIME RECORD vs. MINNESOTA

Season	Home	Road	Neutral	Total
89-90	1-0	0-1	0-0	1-1
90-91	1-0	0-1	0-0	1-1
91-92	1-0	1-0	0-0	2-0
92-93	1-0	1-0	0-0	2-0
93-94	1-0	1-0	0-0	2-0
94-95	1-0	1-0	0-0	2-0
95-96	0-1	1-0	0-0	1-1
96-97	1-0	1-0	0-0	2-0
97-98	0-1	0-1	0-0	0-2
99-00	1-0	0-1	0-0	1-1
00-01	0-1	0-1	0-0	0-2
01-02	0-1	0-1	0-0	0-2
02-03	0-1	0-1	0-0	0-2
03-04	1-0	0-1	0-0	1-1
04-05	1-0	0-1	0-0	1-1
05-06	1-0	0-1	0-0	1-1
06-07	1-0	1-0	0-0	2-0
07-08	1-0	1-0	0-0	2-0
08-09	1-0	1-0	0-0	2-0
09-10	1-0	1-0	0-0	2-0
10-11	1-0	1-0	0-0	2-0
11-12	1-0	0-0	0-0	1-0
12-13	1-0	0-1	0-0	1-1
<b>TOTALS</b>	<b>18-5</b>	<b>11-11</b>	<b>0-0</b>	<b>29-16</b>

## NEW ORLEANS PELICANS

1250 Poydras, 19th Floor  
New Orleans, LA 70113  
(504) 593-4700

### SCHEDULE (All Times Eastern)

at New Orleans Wed., Feb. 5 8:00  
NEW ORLEANS Fri., Mar. 21 7:30



### 2012-13 RESULTS

#### Series tied, 1-1

(High Scorer, ATL/NO)

Jan. 1 at New Orleans (95-86, Hawks)

Smith 23/Anderson 23

Feb. 8 at Atlanta (111-100, New Orleans)

Smith 23/Gordon 27

### SERIES FACTS

Current Streak: New Orleans, one win

Current Home Streak: Lost 2

Current Road Streak: Won 2

Last Home Win: 11/14/09, 121-98

Last Road Win: 1/1/13, 95-86

Last Home Loss: 2/8/13, 111-100

Last Road Loss: 12/26/10, 93-86

Biggest Win: 39 (1/4/94), 133-94

Biggest Loss: 41 (1/21/11), 100-59

### ATLANTA ALL-TIME RECORD vs. NEW ORLEANS

Season	Home	Road	Neutral	Total
88-89	3-0	1-1	0-0	4-1
89-90	1-0	1-0	0-0	2-0
90-91	1-2	0-2	0-0	1-4
91-92	1-1	1-1	0-0	2-2
92-93	0-2	3-0	0-0	3-2
93-94	3-0	1-1	0-0	4-1
94-95	0-2	2-0	0-0	2-2
95-96	2-0	1-1	0-0	3-1
96-97	1-1	0-2	0-0	1-3
97-98	2-0	2-0	0-0	4-0
98-99	2-0	1-0	0-0	3-0
99-00	1-1	0-2	0-0	1-3
00-01	0-2	0-2	0-0	0-4
01-02	1-1	1-1	0-0	2-2
02-03	2-0	0-2	0-0	2-2
03-04	2-0	0-2	0-0	2-2
04-05	0-1	1-0	0-0	1-1
05-06	1-0	0-1	0-0	1-1
06-07	0-1	0-1	0-0	0-2
07-08	0-1	0-1	0-0	0-2
08-09	1-0	1-0	0-0	2-0
09-10	1-0	0-1	0-0	1-1
10-11	0-1	0-1	0-0	0-2
11-12	0-0	1-0	0-0	1-0
12-13	0-1	1-0	0-0	1-1
<b>TOTALS</b>	<b>25-17</b>	<b>18-22</b>	<b>0-0</b>	<b>43-39</b>



## NEW YORK KNICKERBOCKERS

Two Pennsylvania Plaza  
New York, NY 10121  
(212) 465-6471

### SCHEDULE (All Times Eastern)

NEW YORK	Wed., Nov. 13	8:00
at New York	Sat., Nov. 16	7:30
at New York	Sat., Dec. 14	7:30
NEW YORK	Sat., Feb. 22	7:30



## OKLAHOMA CITY THUNDER

211 N. Robinson, Suite 300  
Oklahoma City, OK 73102  
(405) 208-4800

### SCHEDULE (All Times Eastern)

OK. CITY	Tue., Dec. 10	7:30
at Ok. City	Mon., Jan. 27	8:00



### 2012-13 RESULTS

#### New York, 3-0

(High Scorer, ATL/NY)  
Jan. 27 at New York (106-104, Knicks)  
Teague 27/Anthony 42  
Apr. 3 at Atlanta (95-82, Knicks)  
Korver 25/Anthony 40  
Apr. 17 at New York (98-92, Knicks)  
Scott 23/Copeland 33

### SERIES FACTS

Current Streak: New York, four wins  
Current Home Streak: Lost 2  
Current Road Streak: Lost 4  
Last Home Win: 3/30/12, 100-90  
Last Road Win: 11/27/10, 99-90  
Last Home Loss: 4/3/13, 95-82  
Last Road Loss: 4/17/13, 98-92  
Biggest Win: 37 (4/3/87), 126-89  
Biggest Loss: 36 (1/3/81), 131-95  
36 (4/13/01), 101-65

### 2012-13 RESULTS

#### Series tied, 1-1

(High Scorer, ATL/OKC)  
Nov. 4 at Oklahoma City (104-95, Hawks)  
Horford 23/Martin 28  
Dec. 19 at Atlanta (100-92, Thunder)  
Teague 19/Durant 41

### SERIES FACTS

Current Streak: Oklahoma City, one win  
Current Home Streak: Lost 1  
Current Road Streak: Won 1  
Last Home Win: 3/3/12, 97-90  
Last Road Win: 11/4/12, 104-95  
Last Home Loss: 12/19/12, 100-92  
Last Road Loss: 12/31/10, 103-94  
Biggest Win: 38 (3/15/72), 134-96  
Biggest Loss: 24 (4/3/93), 129-105

### ATLANTA ALL-TIME RECORD vs. NEW YORK

Season	Home	Road	Neutral	Total
49-51***				3-5
51-55**				9-20
55-68*	38-13	24-23	12-6	74-42
68-69	2-1	0-3	0-0	2-4
69-70	2-1	2-1	0-0	4-2
70-71	1-2	2-1	0-0	3-3
71-72	2-0	1-1	0-0	3-1
72-73	2-1	1-2	0-0	3-3
73-74	1-2	0-3	0-0	1-5
74-75	0-2	0-2	0-0	0-4
75-76	2-0	1-2	0-0	3-2
76-77	1-1	0-2	0-0	1-3
77-78	1-1	1-1	0-0	2-2
78-79	2-0	0-2	0-0	2-2
79-80	3-0	1-2	0-0	4-2
80-81	1-2	1-2	0-0	2-4
81-82	3-0	2-1	0-0	5-1
82-83	1-1	2-1	0-0	3-2
83-84	3-0	1-1	0-0	4-1
84-85	2-1	1-2	0-0	3-3
85-86	3-0	2-1	0-0	5-1
86-87	3-0	2-1	0-0	5-1
87-88	2-1	1-2	0-0	3-3
88-89	1-1	1-1	0-0	2-2

Season	Home	Road	Neutral	Total
89-90	0-2	1-1	0-0	1-3
90-91	2-0	1-1	0-0	3-1
91-92	1-1	1-1	0-0	2-2
92-93	1-1	1-1	0-0	2-2
93-94	1-1	1-1	0-0	2-2
94-95	2-0	0-2	0-0	2-2
95-96	0-1	2-0	0-0	2-1
96-97	1-1	0-2	0-0	1-3
97-98	1-1	1-1	0-0	2-2
98-99	1-1	1-0	0-0	2-1
99-00	2-0	0-1	0-0	2-1
00-01	2-0	0-2	0-0	2-2
01-02	1-1	0-2	0-0	1-3
02-03	1-1	0-2	0-0	1-3
03-04	0-1	0-2	0-0	0-3
04-05	0-2	1-1	0-0	1-3
05-06	2-0	0-2	0-0	2-2
06-07	1-1	0-1	0-0	1-2
07-08	2-0	2-0	0-0	4-0
08-09	1-0	0-2	0-0	1-2
09-10	1-1	0-2	0-0	1-3
10-11	1-1	1-1	0-0	2-2
11-12	1-1	0-1	0-0	1-2
12-13	0-1	0-2	0-0	0-3

**TOTALS 101-49 59-88 12-6 184-168**  
**ATL TOTALS 62-35 35-63 0-0 97-98**

\*\*\*1949-51 signifies Tri-Cities Blackhawks years.

\*\*1951-55 signifies Milwaukee Hawks years.

\*1955-68 signifies St. Louis Hawks years.

### ATLANTA ALL-TIME RECORD vs. OKLAHOMA CITY

Season	Home	Road	Neutral	Total
67-68*	4-0	3-0	1-0	8-0
68-69	2-1	2-1	0-0	4-2
69-70	4-0	1-2	0-0	5-2
70-71	1-1	2-1	0-0	3-2
71-72	1-2	0-2	0-0	1-4
72-73	2-0	1-1	0-0	3-1
73-74	2-0	2-0	0-0	4-0
74-75	2-0	1-1	0-0	3-1
75-76	1-1	0-2	0-0	1-3
76-77	0-1	1-1	0-0	1-2
77-78	2-0	0-1	0-0	2-1
78-79	1-1	0-2	0-0	1-3
79-80	0-1	0-1	0-0	0-2
80-81	1-0	0-1	0-0	1-1
81-82	0-1	1-0	0-0	1-1
82-83	1-0	0-1	0-0	1-1
83-84	1-0	0-1	0-0	1-1
84-85	1-0	0-1	0-0	1-1
85-86	1-0	0-1	0-0	1-1
86-87	1-0	1-0	0-0	2-0
87-88	1-0	1-0	0-0	2-0
88-89	1-0	0-1	0-0	1-1

Season	Home	Road	Neutral	Total
89-90	1-0	0-1	0-0	1-1
90-91	1-0	0-1	0-0	1-1
91-92	0-1	1-0	0-0	1-1
92-93	1-0	0-1	0-0	1-1
93-94	1-0	0-1	0-0	1-1
94-95	0-1	0-1	0-0	0-2
95-96	0-1	0-1	0-0	0-2
96-97	0-1	1-0	0-0	1-1
97-98	1-0	0-1	0-0	1-1
99-00	0-1	1-0	0-0	1-1
00-01	0-1	1-0	0-0	1-1
01-02	0-1	0-1	0-0	0-2
02-03	1-0	0-1	0-0	1-1
03-04	0-1	1-0	0-0	1-1
04-05	0-1	0-1	0-0	0-2
05-06	0-1	0-1	0-0	0-2
06-07	0-1	0-1	0-0	0-2
07-08	0-1	1-0	0-0	1-1
08-09	1-0	1-0	0-0	2-0
09-10	0-1	0-1	0-0	0-2
10-11	0-1	0-1	0-0	0-2
11-12	1-0	0-0	0-0	1-0
12-13	0-1	1-0	0-0	1-1

**TOTALS 38-24 24-35 1-0 63-59**  
**ATL TOTALS 33-24 21-35 0-0 54-59**

\* 1967-68 signifies St. Louis Hawks years.

## ORLANDO MAGIC

8701 Maitland Summit Blvd.  
Orlando, FL 32810  
(407) 916-2400

### SCHEDULE (All Times Eastern)

ORLANDO	Sat., Nov. 9	7:30
ORLANDO	Tue., Nov. 26	7:30
at Orlando	Sun., Dec. 29	6:00
at Orlando	Wed., Jan. 22	7:00



### 2012-13 RESULTS

#### Atlanta, 4-0

(High Scorer, ATL/ORL)  
Nov. 19 at Atlanta (81-72, Hawks)  
Horford 15/Davis 11  
Dec. 12 at Orlando (86-80, Hawks)  
Two w/16/Afflalo 16  
Feb. 13 at Orlando (108-76, Hawks)  
Smith 30/Two w/10  
Mar. 30 at Atlanta (97-88, Hawks)  
Two w/21/Udrih 20

### SERIES FACTS

Current Streak: Atlanta, 10 wins  
Current Home Streak: Won 6  
Current Road Streak: Won 5  
Last Home Win: 3/30/13, 97-88  
Last Road Win: 2/13/13, 108-76  
Last Home Loss: 11/26/09, 93-76  
Last Road Loss: 11/8/10, 93-89  
Biggest Win: 39 (11/11/89), 148-109  
Biggest Loss: 41 (12/19/92), 125-84

### ATLANTA ALL-TIME RECORD vs. ORLANDO

Season	Home	Road	Neutral	Total
89-90	2-0	3-0	0-0	5-0
90-91	1-0	0-1	0-0	1-1
91-92	1-1	1-1	0-0	2-2
92-93	1-1	0-2	0-0	1-3
93-94	2-0	1-1	0-0	3-1
94-95	1-1	0-2	0-0	1-3
95-96	2-0	0-2	0-0	2-2
96-97	2-0	1-1	0-0	3-1
97-98	1-1	1-1	0-0	2-2
98-99	1-1	1-1	0-0	2-2
99-00	0-1	0-2	0-0	0-3
00-01	1-1	0-2	0-0	1-3
01-02	1-1	0-2	0-0	1-3
02-03	2-0	0-1	0-0	2-1
03-04	0-2	1-1	0-0	1-3
04-05	1-1	0-2	0-0	1-3
05-06	2-0	0-2	0-0	2-2
06-07	2-0	1-1	0-0	3-1
07-08	1-1	1-1	0-0	2-2
08-09	0-2	1-1	0-0	1-3
09-10	1-1	0-2	0-0	1-3
10-11	2-0	1-1	0-0	3-1
11-12	1-0	2-0	0-0	3-0
12-13	2-0	2-0	0-0	4-0
<b>TOTALS</b>	<b>30-15</b>	<b>17-30</b>	<b>0-0</b>	<b>47-45</b>

## PHILADELPHIA 76ERS

3601 S. Broad St.  
Philadelphia, PA 19148  
(215) 339-7600

### SCHEDULE (All Times Eastern)

PHILADELPHIA	Fri., Nov. 15	7:30
at Philadelphia	Fri., Jan. 31	7:30
PHILADELPHIA	Mon., Mar. 31	7:30



### 2012-13 RESULTS

#### Series tied, 2-2

(High Scorer, ATL/PHI)  
Dec. 21 at Philadelphia (99-80, 76ers)  
Smith 17/Turner 21  
Mar. 6 at Atlanta (107-96, Hawks)  
Teague 27/Wilkins 21  
Apr. 5 at Atlanta (101-90, 76ers)  
Smith 19/Turner 24  
Apr. 10 at Philadelphia (124-101, Hawks)  
Smith 28/T. Young 28

### SERIES FACTS

Current Streak: Atlanta, one win  
Current Home Streak: Lost 1  
Current Road Streak: Won 1  
Last Home Win: 3/6/13, 107-96  
Last Road Win: 4/10/13, 124-101  
Last Home Loss: 4/5/13, 101-90  
Last Road Loss: 12/21/12, 99-80  
Biggest Win: 33 (10/22/74), 125-92  
Biggest Loss: 47 (12/8/82), 132-85

### ATLANTA ALL-TIME RECORD vs. PHILADELPHIA

Season	Home	Road	Neutral	Total
55-68*	34-15	12-30	11-15	57-60
68-69	1-2	0-3	0-0	1-5
69-70	2-1	1-2	0-0	3-3
70-71	3-0	1-2	0-0	4-2
71-72	2-1	1-1	0-1	3-3
72-73	3-0	2-0	1-0	6-0
73-74	2-1	1-1	0-1	3-3
74-75	2-0	0-2	0-0	2-2
75-76	2-1	0-2	0-0	2-3
76-77	1-1	0-2	0-0	1-3
77-78	1-1	1-1	0-0	2-2
78-79	2-0	0-2	0-0	2-2
79-80	2-1	2-1	0-0	4-2
80-81	1-2	0-3	0-0	1-5
81-82	1-2	2-1	0-0	3-3
82-83	2-1	0-3	0-0	2-4
83-84	3-0	2-1	0-0	5-1
84-85	0-2	0-3	0-0	0-5
85-86	3-0	1-1	0-0	4-1
86-87	2-1	1-2	0-0	3-3
87-88	3-0	3-0	0-0	6-0
88-89	2-0	0-2	0-0	2-2
89-90	1-1	1-1	0-0	2-2
<b>TOTALS</b>	<b>97-52</b>	<b>50-90</b>	<b>12-17</b>	<b>159-159</b>
<b>ATL TOTALS</b>	<b>63-36</b>	<b>38-58</b>	<b>1-2</b>	<b>102-96</b>

\* 1955-68 signifies St. Louis Hawks years.

## PHOENIX SUNS

201 E. Jefferson St.  
Phoenix, AZ 85004  
(602) 379-7900

### SCHEDULE (All Times Eastern)

at Phoenix Sun., Mar. 2 8:00  
PHOENIX Mon., Mar. 24 7:30



### 2012-13 RESULTS

#### Series tied, 1-1

(High Scorer, ATL/PHO)  
Mar. 1 at Phoenix (92-87, Suns)  
Horford 20/Dragic 19  
Mar. 15 at Atlanta (107-94, Hawks)  
Smith 17/Dragic 21

### SERIES FACTS

Current Streak: Atlanta, one win  
Current Home Streak: Won 1  
Current Road Streak: Lost 1  
Last Home Win: 3/15/13, 107-94  
Last Road Win: 2/15/12, 101-99  
Last Home Loss: 2/6/12, 99-90  
Last Road Loss: 3/1/13, 92-87  
Biggest Win: 41 (3/10/71), 139-98  
Biggest Loss: 44 (3/30/00), 118-74

### ATLANTA ALL-TIME RECORD vs. PHOENIX

Season	Home	Road	Neutral	Total	Season	Home	Road	Neutral	Total
68-69	2-0	3-0	1-0	6-0	90-91	0-1	0-1	0-0	0-2
69-70	2-1	0-2	0-1	2-4	91-92	1-0	1-0	0-0	2-0
70-71	1-2	0-2	0-0	1-4	92-93	0-1	0-1	0-0	0-2
71-72	2-0	1-2	0-0	3-2	93-94	1-0	0-1	0-0	1-1
72-73	1-0	1-1	0-0	2-1	94-95	1-0	0-1	0-0	1-1
73-74	1-1	0-2	0-0	1-3	95-96	0-1	0-1	0-0	0-2
74-75	2-0	2-0	0-0	4-0	96-97	1-0	0-1	0-0	1-1
75-76	0-2	0-2	0-0	0-4	97-98	0-1	0-1	0-0	0-2
76-77	0-2	0-2	0-0	0-4	98-99	1-0	0-0	0-0	1-0
77-78	1-0	1-1	1-0	3-1	99-00	0-1	0-1	0-0	0-2
78-79	1-0	1-1	1-0	3-1	00-01	0-1	0-1	0-0	0-2
79-80	1-0	0-1	0-0	1-1	01-02	1-0	0-1	0-0	1-1
80-81	0-1	0-1	0-0	0-2	02-03	0-1	0-1	0-0	0-2
81-82	1-0	0-1	0-0	1-1	03-04	0-1	1-0	0-0	1-1
82-83	1-0	0-1	0-0	1-1	04-05	0-1	0-1	0-0	0-2
83-84	1-0	0-1	0-0	1-1	05-06	0-1	0-1	0-0	0-2
84-85	1-0	1-0	0-0	2-0	06-07	0-1	1-0	0-0	1-1
85-86	1-0	1-0	0-0	2-0	07-08	1-0	0-1	0-0	1-1
86-87	1-0	0-1	0-0	1-1	08-09	0-1	0-1	0-0	0-2
87-88	1-0	0-1	0-0	1-1	09-10	1-0	0-1	0-0	1-1
88-89	0-1	1-0	0-0	1-1	10-11	0-1	0-1	0-0	0-2
89-90	0-1	0-1	0-0	0-2	11-12	0-1	1-0	0-0	1-1
					12-13	1-0	0-1	0-0	1-1
<b>TOTALS</b>	<b>30-25</b>	<b>16-41</b>	<b>3-1</b>	<b>49-67</b>					

## PORTLAND TRAIL BLAZERS

One Center Court, Suite 200  
Portland, OR 97227  
(503) 234-9291

### SCHEDULE (All Times Eastern)

at Portland Wed., Mar. 5 10:30  
PORTLAND Thu., Mar. 27 7:30



### 2012-13 RESULTS

#### Series tied, 1-1

(High Scorer, ATL/POR)  
Nov. 12 at Portland (95-87, Hawks)  
Smith 19/Two w/19  
Mar. 22 at Atlanta (104-93, Trail Blazers)  
Smith 24/Matthews 28

### SERIES FACTS

Current Streak: Portland, one win  
Current Home Streak: Lost 1  
Current Road Streak: Won 1  
Last Home Win: 1/18/12, 92-89  
Last Road Win: 11/12/12, 95-87  
Last Home Loss: 3/22/13, 104-93  
Last Road Loss: 2/18/12, 97-77  
Biggest Win: 27 (1/17/74), 126-99  
Biggest Loss: 40 (11/11/77), 132-92

### ATLANTA ALL-TIME RECORD vs. PORTLAND

Season	Home	Road	Neutral	Total	Season	Home	Road	Neutral	Total
70-71	2-0	0-2	0-0	2-2	91-92	0-1	0-1	0-0	0-2
71-72	2-0	2-0	0-0	4-0	92-93	1-0	0-1	0-0	1-1
72-73	2-0	2-0	0-0	4-0	93-94	1-0	0-1	0-0	1-1
73-74	2-0	0-2	0-0	2-2	94-95	0-1	1-0	0-0	1-1
74-75	0-2	1-1	0-0	1-3	95-96	1-0	1-0	0-0	2-0
75-76	1-1	1-1	0-0	2-2	96-97	1-0	1-0	0-0	2-0
76-77	2-0	1-1	0-0	3-1	97-98	0-1	1-0	0-0	1-1
77-78	1-1	0-2	0-0	1-3	99-00	0-1	0-1	0-0	0-2
78-79	2-0	0-2	0-0	2-2	00-01	1-0	0-1	0-0	1-1
79-80	1-0	1-0	0-0	2-0	01-02	1-0	0-1	0-0	1-1
80-81	1-0	0-0	0-1	1-1	02-03	0-1	0-1	0-0	0-2
81-82	1-0	1-0	0-0	2-0	03-04	0-1	1-0	0-0	1-1
82-83	1-0	0-1	0-0	1-1	04-05	0-1	0-1	0-0	0-2
83-84	0-1	0-1	0-0	0-2	05-06	0-1	0-1	0-0	0-2
85-86	1-0	1-0	0-0	2-0	06-07	0-1	1-0	0-0	1-1
86-87	1-0	0-1	0-0	1-1	07-08	1-0	0-1	0-0	1-1
87-88	0-1	0-1	0-0	0-2	08-09	0-1	0-1	0-0	0-2
88-89	1-0	0-1	0-0	1-1	09-10	1-0	0-1	0-0	1-1
89-90	1-0	0-1	0-0	1-1	10-11	0-1	0-1	0-0	0-2
90-91	1-0	0-1	0-0	1-1	11-12	0-1	1-0	0-0	1-1
					12-13	1-0	0-1	0-0	1-1
<b>TOTALS</b>	<b>33-17</b>	<b>18-33</b>	<b>0-1</b>	<b>51-51</b>					

## SACRAMENTO KINGS

One Sports Parkway  
Sacramento, CA 95834  
(916) 455-4647

### SCHEDULE (All Times Eastern)

at Sacramento Tue., Nov. 5 10:00  
SACRAMENTO Wed., Dec. 18 7:30



### 2012-13 RESULTS

#### Atlanta, 2-0

(High Scorer, ATL/SAC)  
Nov. 16 at Sacramento (112-96, Hawks)  
Korver 22/Thompson 19  
Feb. 22 at Atlanta (122-108, Hawks)  
Horford 24/Thomas 30

### SERIES FACTS

Current Streak: Atlanta, 10 wins  
Current Home Streak: Won 6  
Current Road Streak: Won 5  
Last Home Win: 2/22/13, 122-108  
Last Road Win: 11/16/12, 112-96  
Last Home Loss: 3/3/06, 102-93  
Last Road Loss: 2/20/08, 119-107  
Biggest Win: 23 (1/16/94), 118-95  
23 (3/19/07), 99-76  
Biggest Loss: 29 (12/5/69), 156-127

### ATLANTA ALL-TIME RECORD vs. SACRAMENTO

Season	Home	Road	Neutral	Total
49-55**				14-37
55-68*	46-11	22-37	8-14	76-62
68-69	2-1	1-1	1-0	4-2
69-70	1-1	0-1	2-1	3-3
70-71	2-1	0-3	0-0	2-4
71-72	2-1	1-2	0-0	3-3
72-73	2-0	0-2	0-0	2-2
73-74	0-2	1-1	0-0	1-3
74-75	1-1	1-1	0-0	2-2
75-76	2-0	0-2	0-0	2-2
76-77	0-2	1-0	0-0	1-2
77-78	1-0	1-1	0-0	2-1
78-79	2-0	0-2	0-0	2-2
79-80	0-1	0-1	0-0	0-2
80-81	1-0	0-1	0-0	1-1
81-82	1-0	0-1	0-0	1-1
82-83	0-1	0-1	0-0	0-2
83-84	0-1	0-1	0-0	0-2
84-85	0-1	0-1	0-0	0-2
85-86	1-0	1-0	0-0	2-0
86-87	1-0	1-0	0-0	2-0
87-88	0-1	1-0	0-0	1-1
88-89	1-0	1-0	0-0	2-0

Season	Home	Road	Neutral	Total
89-90	1-0	0-1	0-0	1-1
90-91	1-0	1-0	0-0	2-0
91-92	1-0	0-1	0-0	1-1
92-93	1-0	0-1	0-0	1-1
93-94	1-0	1-0	0-0	2-0
94-95	1-0	0-1	0-0	1-1
95-96	1-0	1-0	0-0	2-0
96-97	1-0	1-0	0-0	2-0
97-98	1-0	1-0	0-0	2-0
99-00	1-0	1-0	0-0	2-0
00-01	1-0	0-1	0-0	1-1
01-02	0-1	0-1	0-0	0-2
02-03	1-0	0-1	0-0	1-1
03-04	0-1	0-1	0-0	0-2
04-05	0-1	0-1	0-0	0-2
05-06	0-1	0-1	0-0	0-2
06-07	1-0	0-1	0-0	1-1
07-08	1-0	0-1	0-0	1-1
08-09	1-0	1-0	0-0	2-0
09-10	1-0	1-0	0-0	2-0
10-11	1-0	1-0	0-0	2-0
11-12	0-0	1-0	0-0	1-0
12-13	1-0	1-0	0-0	2-0

**TOTALS 84-29 43-71 11-15 152-152**  
**ATL TOTALS 38-18 21-34 3-1 62-53**

\*\* 1949-55 signifies Tri-Cities (49-51)  
and Milwaukee (51-55) years.

\* 1955-68 signifies St. Louis Hawks years.

## SAN ANTONIO SPURS

AT&T Center  
One AT&T Center  
San Antonio, TX 78219  
(210) 444-5000

### SCHEDULE (All Times Eastern)

at San Antonio Mon., Dec. 2 8:30  
SAN ANTONIO Fri., Jan. 24 7:30



### 2012-13 RESULTS

#### San Antonio, 2-0

(High Scorer, ATL/SA)  
Jan. 19 at Atlanta (98-93, Spurs)  
Smith 21/Parker 23  
Apr. 6 at San Antonio (99-97, Spurs)  
Jenkins 23/Duncan 31

### SERIES FACTS

Current Streak: San Antonio, five wins  
Current Home Streak: Lost 2  
Current Road Streak: Lost 5  
Last Home Win: 3/21/10, 119-114, OT  
Last Road Win: 2/15/97, 109-89  
Last Home Loss: 1/19/13, 98-93  
Last Road Loss: 4/6/13, 99-97  
Biggest Win: 24 (11/28/87), 124-100  
Biggest Loss: 39 (11/21/03), 114-75

### ATLANTA ALL-TIME RECORD vs. SAN ANTONIO

Season	Home	Road	Neutral	Total
76-77	2-0	2-0	0-0	4-0
77-78	1-1	0-2	0-0	1-3
78-79	2-0	1-1	0-0	3-1
79-80	2-1	3-0	0-0	5-1
80-81	1-0	0-1	0-0	1-1
81-82	0-1	1-0	0-0	1-1
82-83	0-1	0-1	0-0	0-2
83-84	1-0	0-1	0-0	1-1
84-85	0-1	0-1	0-0	0-2
85-86	1-0	0-1	0-0	1-1
86-87	1-0	1-0	0-0	2-0
87-88	1-0	1-0	0-0	2-0
88-89	1-0	0-1	0-0	1-1
89-90	1-0	0-1	0-0	1-1
90-91	1-0	1-0	0-0	2-0
91-92	0-1	0-1	0-0	0-2
92-93	1-0	1-0	0-0	2-0
93-94	1-0	0-1	0-0	1-1
94-95	1-0	0-1	0-0	1-1
95-96	0-1	0-1	0-0	0-2
96-97	1-0	1-0	0-0	2-0
97-98	1-0	0-1	0-0	1-1
99-00	0-1	0-1	0-0	0-2
00-01	0-1	0-1	0-0	0-2
01-02	0-1	0-1	0-0	0-2
02-03	1-0	0-1	0-0	1-1
03-04	1-0	0-1	0-0	1-1
04-05	0-1	0-1	0-0	0-2
05-06	1-0	0-1	0-0	1-1
06-07	0-1	0-1	0-0	0-2
07-08	0-1	0-1	0-0	0-2
08-09	0-1	0-1	0-0	0-2
09-10	1-0	0-1	0-0	1-1
10-11	0-1	0-1	0-0	0-2
11-12	0-0	0-1	0-0	0-1
12-13	0-1	0-1	0-0	0-2

**TOTALS 24-16 12-29 0-0 36-45**

## TORONTO RAPTORS

Air Canada Centre  
40 Bay Street, Suite 400  
Toronto, Ontario M5J 2X2  
(416) 815-5600

### SCHEDULE (All Times Eastern)

TORONTO	Fri., Nov. 1	7:30
at Toronto	Wed., Feb. 12	7:00
TORONTO	Tue., Mar. 18	7:30
at Toronto	Sun., Mar. 23	1:00



### 2012-13 RESULTS

#### Atlanta, 2-1

(High Scorer, ATL/TOR)  
Jan. 30 at Atlanta (93-92, Hawks)  
Horford 22/DeRozan 23  
Mar. 27 at Toronto (107-88, Hawks)  
Horford 26/Valanciunas 19  
Apr. 16 at Atlanta (113-96, Raptors)  
Korver 13/DeRozan 30

### SERIES FACTS

Current Streak: Toronto, one win  
Current Home Streak: Lost 1  
Current Road Streak: Won 5  
Last Home Win: 1/30/13, 93-92  
Last Road Win: 3/27/13, 107-88  
Last Home Loss: 4/16/13, 113-96  
Last Road Loss: 3/17/10, 106-105  
Biggest Win: 31 (12/2/09), 146-115  
Biggest Loss: 39 (4/12/02), 112-73

### ATLANTA ALL-TIME RECORD vs. TORONTO

Season	Home	Road	Neutral	Total
95-96	2-0	2-0	0-0	4-0
96-97	2-0	2-0	0-0	4-0
97-98	2-0	2-0	0-0	4-0
98-99	1-1	1-0	0-0	2-1
99-00	1-1	1-1	0-0	2-2
00-01	1-1	1-1	0-0	2-2
01-02	0-2	0-2	0-0	0-4
02-03	1-1	0-2	0-0	1-3
03-04	1-1	0-2	0-0	1-3
04-05	0-1	1-1	0-0	1-2
05-06	0-2	1-1	0-0	1-3
06-07	1-1	1-1	0-0	2-2
07-08	1-1	0-1	0-0	1-2
08-09	2-0	1-1	0-0	3-1
09-10	2-0	1-1	0-0	3-1
10-11	1-0	2-0	0-0	3-0
11-12	1-1	2-0	0-0	3-1
12-13	1-1	1-0	0-0	2-1
<b>TOTALS</b>	<b>20-14</b>	<b>19-14</b>	<b>0-0</b>	<b>39-28</b>

## UTAH JAZZ

301 West South Temple  
Salt Lake City, UT 84101  
(801) 325-2500

### SCHEDULE (All Times Eastern)

UTAH	Fri., Dec. 20	7:30
at Utah	Mon., Mar. 10	9:00



### 2012-13 RESULTS

#### Atlanta, 2-0

(High Scorer, ATL/UT)  
Jan. 11 at Atlanta (103-95, Hawks)  
Harris 24/Foye 25  
Feb. 27 at Utah (102-91, Hawks)  
Horford 15/Jefferson 26

### SERIES FACTS

Current Streak: Atlanta, four wins  
Current Home Streak: Won 2  
Current Road Streak: Won 3  
Last Home Win: 1/11/13, 103-95  
Last Road Win: 2/27/13, 102-91  
Last Home Loss: 11/12/10, 90-86  
Last Road Loss: 2/23/09, 108-89  
Biggest Win: 34 (12/2/78), 128-94  
Biggest Loss: 29 (11/13/76), 115-86

### ATLANTA ALL-TIME RECORD vs. UTAH

Season	Home	Road	Neutral	Total
74-75	3-1	0-4	0-0	3-5
75-76	1-2	1-2	0-0	2-4
76-77	0-2	1-1	0-0	1-3
77-78	1-0	0-1	1-1	2-2
78-79	2-0	0-2	0-0	2-2
79-80	1-0	1-0	0-0	2-0
80-81	1-0	1-0	0-0	2-0
81-82	1-0	1-0	0-0	2-0
82-83	1-0	1-0	0-0	2-0
83-84	1-0	0-1	0-0	1-1
84-85	0-0	1-0	1-0	1-1
85-86	0-1	0-1	0-0	0-2
86-87	1-0	1-0	0-0	2-0
87-88	1-0	0-1	0-0	1-1
88-89	0-1	1-0	0-0	1-1
89-90	1-0	0-1	0-0	1-1
90-91	1-0	0-1	0-0	1-1
91-92	1-0	0-1	0-0	1-1
92-93	1-0	1-0	0-0	2-0
93-94	1-0	0-1	0-0	1-1
94-95	0-1	0-1	0-0	0-2
95-96	1-0	0-1	0-0	1-1
96-97	1-0	0-1	0-0	1-1
97-98	0-1	0-1	0-0	0-2
99-00	0-1	0-1	0-0	0-2
00-01	0-1	0-1	0-0	0-2
01-02	1-0	0-1	0-0	1-1
02-03	1-0	0-1	0-0	1-1
03-04	0-1	0-1	0-0	0-2
04-05	0-1	0-1	0-0	0-2
05-06	0-1	0-1	0-0	0-2
06-07	0-1	0-1	0-0	0-2
07-08	1-0	0-1	0-0	1-1
08-09	1-0	0-1	0-0	1-1
09-10	1-0	1-0	0-0	2-0
10-11	0-1	1-0	0-0	1-1
11-12	1-0	0-0	0-0	1-0
12-13	1-0	1-0	0-0	2-0
<b>TOTALS</b>	<b>28-16</b>	<b>13-31</b>	<b>2-1</b>	<b>43-48</b>



## WASHINGTON WIZARDS

601 F Street, NW  
Washington, DC 20004  
(202) 661-5000

### SCHEDULE (All Times Eastern)

at Washington	Sat., Nov. 30	7:00
WASHINGTON	Fri., Dec. 13	7:30
WASHINGTON	Wed., Feb. 19	7:30
at Washington	Sat., Mar. 29	8:00



## 2012-13 RESULTS

### Atlanta, 3-1

(High Scorer, ATL/WAS)

Nov. 21 at Atlanta (101-100, 2OT, Hawks)

Smith 25/Seraphin 21

Dec. 7 at Atlanta (104-95, Hawks)

Smith 23/Seraphin 19

Dec. 18 at Washington (100-95, OT, Hawks)

Williams 24/Crawford 27

Jan. 12 at Washington (93-83, Wizards)

Teague 19/Two w/16

## SERIES FACTS

Current Streak: Washington, one win

Current Home Streak: Won 10

Current Road Streak: Lost 1

Last Home Win: 12/7/12, 104-95

Last Road Win: 12/18/12, 100-95, OT

Last Home Loss: 1/11/08, 102-98, OT

Last Road Loss: 1/12/13, 93-83

Biggest Win: 29 (12/18/71), 123-94

29 (11/29/96), 110-81

Biggest Loss: 32 (4/9/11), 115-83

## ATLANTA ALL-TIME RECORD vs. WASHINGTON

Season	Home	Road	Neutral	Total
61-68*	22-4	10-19	6-5	38-28
68-69	1-2	1-2	0-0	2-4
69-70	1-2	1-2	0-0	2-4
70-71	1-2	2-1	0-0	3-3
71-72	2-1	0-3	0-0	2-4
72-73	3-1	0-3	0-0	3-4
73-74	3-1	1-3	0-0	4-4
74-75	3-1	0-4	0-0	3-5
75-76	1-2	0-3	0-0	1-5
76-77	1-1	0-2	0-0	1-3
77-78	0-1	0-2	1-0	1-3
78-79	1-1	1-1	0-0	2-2
79-80	3-0	0-3	0-0	3-3
80-81	1-2	0-2	0-0	1-4
81-82	2-1	0-3	0-0	2-4
82-83	3-0	1-2	0-0	4-2
83-84	2-1	2-1	0-0	4-2
84-85	3-0	0-3	0-0	3-3
85-86	1-1	0-3	0-0	1-4
86-87	3-0	2-0	0-0	5-0
87-88	2-1	1-2	0-0	3-3
88-89	2-0	1-1	0-0	3-1
89-90	0-2	2-0	0-0	2-2

Season	Home	Road	Neutral	Total
90-91	2-0	0-2	0-0	2-2
91-92	1-1	1-1	0-0	2-2
92-93	1-1	1-1	0-0	2-2
93-94	2-0	2-0	0-0	4-0
94-95	2-0	2-0	0-0	4-0
95-96	1-1	0-2	0-0	1-3
96-97	2-0	0-1	0-0	2-1
97-98	2-0	2-0	0-0	4-0
98-99	1-1	1-0	0-0	2-1
99-00	1-1	0-2	0-0	1-3
00-01	1-1	1-1	0-0	2-2
01-02	0-1	0-2	0-0	0-3
02-03	1-1	1-1	0-0	2-2
03-04	1-1	1-1	0-0	2-2
04-05	0-2	0-2	0-0	0-4
05-06	1-1	0-2	0-0	1-3
06-07	1-1	0-2	0-0	1-3
07-08	0-2	2-0	0-0	2-2
08-09	2-0	2-0	0-0	4-0
09-10	2-0	2-0	0-0	4-0
10-11	2-0	1-1	0-0	3-1
11-12	2-0	1-0	0-0	3-0
12-13	2-0	1-1	0-0	3-1

<b>TOTALS</b>	<b>91-42</b>	<b>46-87</b>	<b>7-5</b>	<b>144-134</b>
<b>ATL TOTALS</b>	<b>67-38</b>	<b>35-68</b>	<b>1-0</b>	<b>103-106</b>

\* 1961-68 signifies St. Louis Hawks years

## ATLANTA HAWKS ALL - TIME RECORD

Team	Hawks Record W-L	Atlanta Record W-L
Boston Celtics	133-221	82-118
Brooklyn Nets (1)	90-67	90-67
Charlotte Bobcats	20-16	20-16
Chicago Bulls	102-118	90-113
Cleveland Cavaliers	111-95	111-95
Dallas Mavericks	33-31	33-31
Denver Nuggets	41-36	41-36
Detroit Pistons (2)	169-160	89-118
Golden State Warriors (3)	141-137	57-60
Houston Rockets (4)	69-73	62-72
Indiana Pacers	92-77	92-77
L.A. Clippers (5)	72-38	72-38
L.A. Lakers (6)	135-182	44-73
Memphis Grizzlies (7)	23-11	23-11
Miami Heat	40-55	40-55
Milwaukee Bucks	100-99	100-99
Minnesota Timberwolves	29-16	29-16
New Orleans Hornets (8)	43-39	43-39
New York Knickerbockers	184-168	97-98
Oklahoma City Thunder (9)	63-59	55-59
Orlando Magic	47-45	47-45
Philadelphia 76ers (10)	159-159	102-99
Phoenix Suns	49-67	49-67
Portland Trail Blazers	51-51	51-51
Sacramento Kings (11)	152-152	62-53
San Antonio Spurs	36-45	36-45
Toronto Raptors	39-28	39-28
Utah Jazz (12)	43-48	43-48
Washington Wizards (13)	144-134	106-106

- 1 - New Jersey/Brooklyn Nets
- 2 - Ft. Wayne/Detroit Pistons
- 3 - Philadelphia/San Francisco/Golden State Warriors
- 4 - San Diego/Houston Rockets
- 5 - Buffalo Braves/San Diego/Los Angeles Clippers
- 6 - Minneapolis/Los Angeles Lakers
- 7 - Vancouver/Memphis Grizzlies
- 8 - Charlotte/New Orleans-Oklahoma City/New Orleans Hornets/New Orleans Pelicans
- 9 - Oklahoma City/Seattle SuperSonics/Oklahoma City Thunder
- 10 - Syracuse Nationals/Philadelphia 76ers
- 11 - Rochester/Cincinnati Royals/Kansas City-Omaha/Kansas City/Sacramento Kings
- 12 - New Orleans/Utah Jazz
- 13 - Chicago Packers/Zephyrs/Baltimore/Capital/Washington Bullets/Wizards



**MEDIA**

**17** DENNIS  
SCHRÖDER

**ATL**





## MEDIA INFORMATION

Garin Narain  
VP of Public Relations  
garin.narain@hawks.com  
O: 404.878.3893  
C: 404.395.0710

Jon Steinberg  
Director of Media Relations  
jon.steinberg@hawks.com  
O: 404.878.3266  
C: 404.388.2778

Jason Roose  
Senior Manager of Media Relations  
jason.roose@hawks.com  
O: 404.878.3773  
C: 404.388.2772

Welcome to the 2013-14 edition of Atlanta Hawks and NBA basketball. As the Hawks enter their 46th year in Atlanta, the organization appreciates your efforts and extends its cooperation to assist you in your duties. In an effort to continue a smooth and efficient operation this season, the following rules have been established.

## GENERAL INFORMATION

Additional Hawks information and photographs are available by contacting the PR Department at 404.878.3800 (phone) or 404.878.3590 (fax).

## INTERVIEW REQUESTS

When requesting interviews with members of the Hawks coaching staff, its players and other members of the organization, please contact the PR Department.

## PRACTICE INFORMATION

The majority of Hawks practices are closed to the media, except for the final 15 minutes per team policy. Additionally, the coaches office, the training room, the weight room and the locker room are off-limits to the media at all times, unless permission has been granted by a member of the PR staff in advance (**NO EXCEPTIONS**). If you require a one-on-one interview, we ask that you contact the Hawks PR Department. Only accredited media will be allowed to attend Hawks practices, as all sessions are closed to the general public. Practices are held on the Philips Arena practice court (directions are listed on next page).

**REPORTERS AND CAMERAPERSONS ARE ASKED TO MAINTAIN PROFESSIONALISM WHEN ATTENDING ALL PRACTICE SESSIONS.**

## PHOTOGRAPHERS & VIDEOGRAPHERS

The same policies in place for media members are the same for all photographers and videographers. The last 15 minutes are available for B-roll and still photographers, from the baseline area nearest the media room only.

**PLEASE REMEMBER THAT PRACTICE TIMES ARE SUBJECT TO CHANGE.**

## SHOOTAROUNDS

When scheduled, the Hawks shootarounds will generally take place on the main floor of Philips Arena. All shootarounds are closed to the media, followed by an interview session.

**PLEASE REMEMBER THAT SHOOTAROUND TIMES ARE SUBJECT TO CHANGE.**

## PHILIPS ARENA DIRECTIONS/PARKING

Going north from the airport on I-75/85, take the World Congress Center/Andrew Young International Blvd. exit. Turn left at end of the exit onto International. Proceed to Centennial Olympic Park Drive and take a left. At the corner of Marietta Street, take a right. Take a left at Baker St. and follow the signs to Media Parking Lot A. If parking is not available in Lot A, continue to Media Parking Lot B and you will find additional press parking at that location. For a map to media parking, check page 296.

## MEDIA INFORMATION, CONTINUED

### SEASON MEDIA CREDENTIALS

The Hawks will provide full season credentials to those working media outlets that have covered and attended 75% or more of our home games in past years. For those media members who receive this pass, your photo will accompany it. Be advised that this pass is required at each game and must be displayed at all times.

### SINGLE-GAME MEDIA CREDENTIALS

Single-game credentials (press and photo) must be requested via e-mail or FAX to the Hawks PR Department, no later than 12 noon the day before the game (Friday noon for weekend or Monday games). You may e-mail your request to garin.narain@hawks.com, jon.steinberg@hawks.com and jason.roose@hawks.com or you can FAX your request to (404) 878-3590. Pre-arranged credentials may be picked up from the Media Entrance on the service level of Philips Arena. Those regularly assigned to the Hawks and the opposing teams will be seated in one of the Hawks media seating areas. A map of media seating areas is located on page 284. Seating charts are posted just inside the press room and near the media restrooms. Those requesting single-game credentials will be seated on a first-come, first-served basis. **GUESTS ARE NOT PERMITTED.**

### STILL PHOTOGRAPHERS & VIDEOGRAPHERS CREDENTIALS

Season credentials will be limited to those outlets that have covered and attended 75% or more of our home games in past years. For those media members who receive this pass, your photo will accompany it. Be advised that this pass is required at each game and must be displayed at all times. Credentialed photographers must sit in designated positions along the baseline. Photographers will not be allowed to sit on the sidelines at Philips Arena, unless there is prior approval from the PR Department. No photography of any Hawks game shall be released to any individual other than the entity for whom the pass was issued and subject to the rules governing such use as described on the reverse side of the credential. Any variation to this policy will result in forfeiture of future credentials. Single-game photographer and videographer credentials will be issued on a space-available basis. Freelance photographers requesting credentials must submit a letter citing a specific assignment from a publication to obtain working passes. **NO STILL PHOTOGRAPHER OR VIDEOGRAPHER IS ALLOWED TO SIT IN THE THREE-FOOT ESCAPE LANES, LOCATED ON BOTH SIDES OF BOTH BASKET STANCHIONS. IN ADDITION, ALL WORKING CAMERAS MUST HAVE A RUBBER LENS SHADE PER NBA POLICY.** All single-game still photographer and videographer credential requests must be received no later than 12 noon the day before the game (Friday noon for weekend or Monday games). **STILL PHOTOGRAPHERS ARE NOT ALLOWED IN THE HAWKS OR VISITING TEAM LOCKER ROOMS AT ANY TIME. ANY PERSON CAUGHT USING A CAMERA PHONE IN THE LOCKER ROOM WILL BE REMOVED AND MAY HAVE THEIR CREDENTIAL REVOKED.**

### LOCKER ROOM ACCESS

The team locker rooms are located on the service level of Philips Arena, in the hallways behind the team bench areas. NBA media regulations govern the accessibility to the locker rooms prior to games. In accordance with NBA policy, both the Hawks and visiting team locker rooms will be opened for a 60-minute window prior to game time, closed 30 or 45 minutes prior to game time and will re-open following a cooling-off period after the game. Still photographers will not be permitted in the team locker rooms.

**NO AUTOGRAPHS ARE ALLOWED DURING MEDIA ACCESS PERIODS**

### PHILIPS ARENA MEDIA WORKROOM

The Hawks Media Workroom is located to the right just inside the media entrance. The Media Workroom will be open two-and-a-half-hours prior to game time, at halftime and following the game. Press room usage is only available to those with a valid Hawks media credential, and wireless network access and telephones are available for filing purposes after the contest. We ask that professional and courteous consideration be given to the media who are working each game in the work areas.

## MEDIA INFORMATION, CONTINUED

### PRESS ENTRANCE

Follow the same directions to Philips Arena, and the entrance is on the Baker St. extension (located on the right) before you get to Media Parking Lot A. The press room is located directly on the right as you enter. For a map of that location, check page 284.

### PRESS SERVICES

Game notes will be available in the press room two hours prior to game time. Game statistics (play-by-play, quarter stats and halftime box scores) will be delivered to the press table, while final boxes, quarter boxes and play-by-plays will be available in the Media Workroom after the game.

### PREGAME/POSTGAME COACHES INTERVIEW ROOM

Coach Budenholzer will be available to the media approximately 105 minutes prior to the scheduled tip-off. Following a cooling-off period after each game, Coach Budenholzer will conduct his postgame press conference in the press conference room located on the locker room hallway. The visiting head coach will conduct his postgame interview outside of the visiting team locker room.

### AUTOGRAPHS

Media members are **not permitted** to ask for players' or coaches' autographs during media access periods.

### PLAYER WARMUPS

The playing floor as well as team bench areas are off-limits to media personnel and scouts during pregame warm-ups. Players are available for interviews in the locker rooms during the access period. Pregame media interview requests made well in advance are strongly recommended.

### TICKET REQUESTS

Media members wishing to purchase tickets to any Hawks home or road game are asked to request these tickets through the PR Department or the ticket office. While there is no guarantee that each request will be fulfilled, we ask that all requests are made in advance.

### STATISTICAL AND PRESS RELEASE INFORMATION

Statistics, team and player information can always be found on the Hawks web site at [www.hawks.com](http://www.hawks.com). The Hawks also disseminate information to accredited members of the media through e-mail. Should you desire to receive press releases and other information via e-mail, please contact the Hawks PR Department. Media are also encouraged to log onto the Hawks media website (<http://atlantahawkspr.wordpress.com>) and follow @Hawkspr on Twitter for the latest practice information, injury updates and more.

## MEDIA INFORMATION, CONTINUED

### STEVE HOLMAN



**Voice of the Hawks**

A 2011 Georgia Radio Hall of Fame inductee, broadcasting ironman Steve Holman begins his 29th season behind the mic on the Atlanta Hawks Radio Network. The "Voice of the Hawks" has broadcast 2,050 consecutive Hawks games on radio, including playoffs, dating back to March of 1989, the longest current streak of any NBA broadcaster. Consecutive game no. 2,000 came last season, on January 16, 2013 at Philips Arena against the Nets.

Holman has announced Hawks games around the globe, including contests from Russia, England, Puerto Rico and Canada, and has been a part of several notable historical calls, including the night Dominique Wilkins became the team's all-time scoring leader, as well as Lenny Wilkens' record-breaking 939th career win.

The 59-year-old Holman had done play-by-play and color commentary on Hawks broadcasts for three-and-a-half years before taking over the full time play-by-play duties in 1989, and he hasn't missed a broadcast since.

During the 1996 Centennial Olympic Games in Atlanta, Holman was part of Westwood One's/NBA National Radio coverage, calling play-by-play action for both the United States men's and women's gold medal basketball teams, in addition to boxing.

Holman's first radio job was as a 17-year-old high school senior at WCCM, where he got to work under sportscasting icon Curt Gowdy, who owned the station. Holman has been involved in the NBA since the early 1970s when he was broadcast assistant to the Boston Celtics' late play-by-play legend Johnny Most. Holman's first experience calling NBA action came in 1976 when Most lost his voice mid-game.

He has been a fixture on Atlanta radio since 1980 when he arrived to work on Falcons football and Atlanta Chiefs soccer. Along with his numerous awards for sports reporting, Holman has also won the Georgia Associated Press Award for his Hawks broadcast coverage. Holman and his wife Mary Jane reside in Newnan and are the parents of two grown sons, Steve Jr., and Scott, whose wife Amy gave birth to Holman's first grandson, Connor, in November, 2011.

Holman was born March 5, 1954 in Lawrence, Massachusetts.

### BOB RATHBUN



**TV Play-by-Play**

One of the NBA's most recognizable and decorated play-by-play announcers, Bob Rathbun enters his 18th season as the television play-by-play voice for the Hawks. Rathbun will call all of the games on the Hawks' SportSouth package. He is the longest tenured TV play-by-play man in the franchise's history.

Rathbun has earned a variety of significant broadcasting awards during his career. In 2012, he earned Georgia Sportscaster of the Year honors from the National Sportscasters and Sportswriters Association (NSSA). Rathbun has won nine Southeast Regional Emmy Awards, including one in 2009 for the broadcast of the Hawks-Celtics game six playoff contest from 2008.

His basketball work has touched nearly all of the major broadcast outlets. His NBA work has earned him opportunities to call games for TNT and NBA TV, after a collegiate resume that includes stints with CBS (NCAA basketball tournament), ABC, and ESPN (college basketball plus college football and the College World Series).

Rathbun has served as the college basketball play-by-play announcer for the ACC Television Network through Raycom Sports since 1988, and he has called games for both the ACC and the SEC on Fox Sports South since he arrived in Atlanta in 1996. He currently calls games on Fox's coverage of SEC football, college baseball, as well as the network's WNBA Atlanta Dream action.

With an extensive sports background, Rathbun's broadcasting career has earned him eight Sportscaster of the Year honors (Virginia: 1980-82, 1985, 1988-89; Georgia 1998, 2012), a Distinguished Service Award from the ACC (1994), and a Distinguished Alumni Award from Catawba College (1988). He was inducted into his alma mater's Sports Hall of Fame in 2006.

His baseball resume includes 10 years as Fox Sports South's voice of the Atlanta Braves, three seasons on radio in Detroit with the Tigers, and part-time work on Baltimore Orioles' TV broadcasts.

Rathbun, who graduated with a Bachelor of Arts degree in speech from Catawba College (1976), and his wife Marybeth have two children, Court and Grace.



## MEDIA INFORMATION, CONTINUED

### ANDRE ALDRIDGE



TV Sideline Reporter

Veteran NBA reporter Andre Aldridge will serve as the Hawks sideline reporter for the second straight season, after hosting the Hawks LIVE pregame, halftime and postgame shows in 2010-11.

Prior to joining SportSouth, Aldridge hosted numerous programs as a reporter and anchor for NBA TV, and before that, CNN, and ESPN. Aldridge has reported live from the NBA Finals and NBA All-Star Games, NFL Super Bowls, major boxing title fights and Major League Baseball games. Prior to joining ESPN, Aldridge was based in Los Angeles where he anchored a nightly national news program, "Press Box" for Prime Sports. Aldridge's vast media experience also includes stints at KMPC Radio in Los Angeles, KNBC in Los Angeles and KUTV in Salt Lake City. He attended the University of Southern California.



Jerome Jurenovich  
Hawks LIVE Host



Mike Glenn  
Hawks LIVE Analyst



Elizabeth Moreau



Kyle Korver and Jeff Teague

ARENA

3 LOU WILLIAMS

ATL



## PHILIPS ARENA

**BASKETBALL CAPACITY: 18,118**



Considered one of the best state-of-the-art multi-purpose sports and entertainment complexes in the world, Philips Arena delivers top-ranked concert tours, professional and collegiate sporting events, family shows and conferences in a world-class setting with unparalleled customer service. The arena is home to the NBA's Atlanta Hawks and the WNBA's Atlanta Dream, and hosts 160 events and 1.6 million guests annually.

The Atlanta landmark has welcomed more than 23 million patrons through its doors since opening in September 1999 and has hosted several world-class events over the past 13 seasons, including the 2012 ACC Men's Basketball Tournament, the 2004 U.S. Figure Skating Championships, the 2003 NBA All-Star events, and world-class performances by artists such as U2, Madonna and Tim McGraw.

The venue adjoins to world news hub CNN Center and sits within yards of the Georgia World Congress Center, the Georgia Dome, the Georgia Aquarium, College Football Hall of Fame, World of Coca-Cola and Centennial Olympic Park in the Luckie Marietta District in downtown Atlanta. The building is an official stop on the MARTA rail system, and its grand entrance celebrates the city, literally spelling "ATLANTA" in 65-foot high letters illuminated with fiber-optic lighting.

In the summer of 2013, Philips Arena added seven loge boxes, each seating four to six individuals in the lower bowl, just 20 rows from the floor. Amenities provided to loge box members include special parking, private entrance, private bar, all-inclusive food and beverages and access to all Hawks home games and concerts at Philips Arena.

In April of 2012, Philips Arena opened RED, a dining experience serving Contemporary American cuisine and offering first-of-its-kind design features in the arena and stadium industry. Guests have the opportunity to dine in tiered-level seating within the restaurant and bar space, allowing for optimal visibility of the court and concert stage from inside; terraced sit-down accommodations within the Arena seating bowl providing for a premium view of the action on the floor; and a centrally located show kitchen to enjoy the excitement of chefs preparing meals. RED is open to all ticketed guests before, during and after all Atlanta Hawks home games and other family and entertainment events.

### RANKINGS AND ACCOLADES

Named for its title sponsor Philips, Philips Arena has earned numerous industry, media and public accolades for its design, acoustics, amenities and spectrum of events.

Philips Arena is consistently ranked among North America's Top-10 arenas based on attendance by Billboard and Pollstar magazines. For the first half of 2013, Pollstar Magazine ranked Philips Arena as the No. 3 concert and events venue in the United States and No. 13 venue in the world by Pollstar. In 2011, Philips Arena was ranked as the No. 3 concert and events venue in the United States and the No. 12 venue in the world by Pollstar. That same year, Philips Arena was recognized for its outstanding customer service when it was named by Smart Business Network Inc. as a 2011 World Class Customer Service Award Winner. In 2010, Billboard magazine named the arena the No. 8 concert venue in the United States (No. 10 in North America) in Billboard's Decade-End Top 10 based on ticket sales.

For two years in a row (2009 and 2010), Pollstar ranked Philips Arena the No. 4 venue in the United States. In April of 2009, Philips Arena became the first LEED certified NBA Arena for an existing building: Operations and Maintenance (LEED-EB: O&M) as specified by the United States Green Building Council (USGBC). LEED stands for "Leadership in Energy and Environmental Design," and represents independent, third-party verification that Philips Arena has met green building operating standards and performance measures.

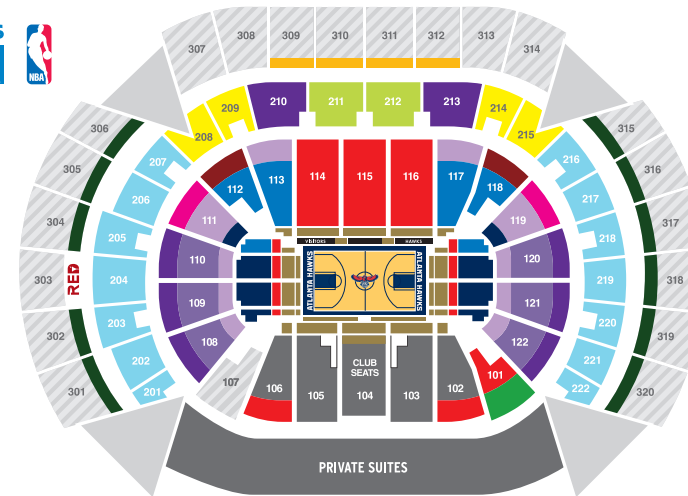
The venue was ranked No. 3 in the United States and No. 8 in the world in Pollstar's end-of-year rankings for 2007 and 2008, and was one of six venues in the United States nominated for "Venue of the Year" by the magazine in 2007. In October 2007, Philips Arena received the Ticketmaster Platinum Ticket Award for exceeding 535,000 tickets through Ticketmaster channels for 2006. Additionally, Philips Arena captured Tour Guide Magazine's Top Dog Award as selected by tour industry professionals in 2006 for Best Large Venue.

In April 2005, USA Today ranked Philips Arena the No. 7 fan-friendliest NBA venue out of 29 arenas and No. 4 in the Eastern Conference. In this survey of the fan experience, Philips Arena finished No. 1 in the concessions category and its main concourse ranked second in atmosphere.

In 2002, Philips Arena was one of only four arenas in the United States to earn an "A" grade among venue naming rights deals ranked by Advertising Age magazine. The arena also earned Facilities and Event Management Prime Site Award in 2001 and 2002 through votes cast by promoters and arena peers.

## PHILIPS ARENA SEATING CHART

# 2013-14 MEMBERSHIP PRICING



Philips Arena's video production team has been recognized for excellence with multiple Golden Matrix Awards for video production at the annual IDEA Conferences, including awards in 2002 and 2005 for best overall video display for basketball.

### HISTORY

Philips Arena replaced the Omni Coliseum when it was imploded in 1997. The Omni was home to the NBA's Atlanta Hawks beginning with the 1968-69 season when they moved from St. Louis.

Philips Arena's sports attendance record of 20,425 was set on May 2, 2008 during the Hawks' thrilling NBA Playoffs win over the Boston Celtics, in game six of their first round series.

More than simply a music venue, Philips Arena hosts a variety of sports, entertainment and family events annually including Harlem Globetrotters, Disney On Ice, Ringling Bros. and Barnum & Bailey Circus and Sesame Street Live. It's a space of connection, access, memories, art and most of all, Atlanta.

### CAPACITY AND ACCESSIBILITY

Maximum seating capacity of Philips Arena (approximate):  
 18,118 for Basketball                      17,210 for Concerts in the Round  
 17,700 for 360 End Stage Concerts      13,600 for End Stage Concerts

Philips Arena's vertical suite design featuring all 92 business suites "stacked" in opera house style brought the upper rows of seats 20 feet closer to the floor than any venue built in decades. This design – with input from R.E.M.'s Michael Mills – has proven to be a hit both with concert performers and their audiences. An additional 14 private suites are located courtside, and there are five party suites and four hospitality suites that are rented on a per-event basis.

Philips Arena meets all standards for accessibility by persons with disabilities. Disabled seating areas are accessible by wheelchairs and provide views of the arena floor equal to the sightlines for standing spectators. Visit [www.PhilipsArena.com](http://www.PhilipsArena.com) for an up-to-date schedule of events at Philips Arena.

### DIRECTIONS

Philips Arena is located next to CNN Center, at the intersection of Marietta Street and Centennial Olympic Park Drive. The physical address is 1 Philips Drive, Atlanta, GA 30303.

AVG PRICE PER GAME	PLAN PRICE
CALL YOUR REPRESENTATIVE	
\$103	\$4,499
\$91	\$3,999
\$80	\$3,499
\$64	\$2,799
\$50	\$2,200
\$46	\$1,999
\$39	\$1,699
\$32	\$1,399
\$30	\$1,299
\$28	\$1,199
\$25	\$1,099
\$23	\$999
\$18	\$799
\$14	\$599

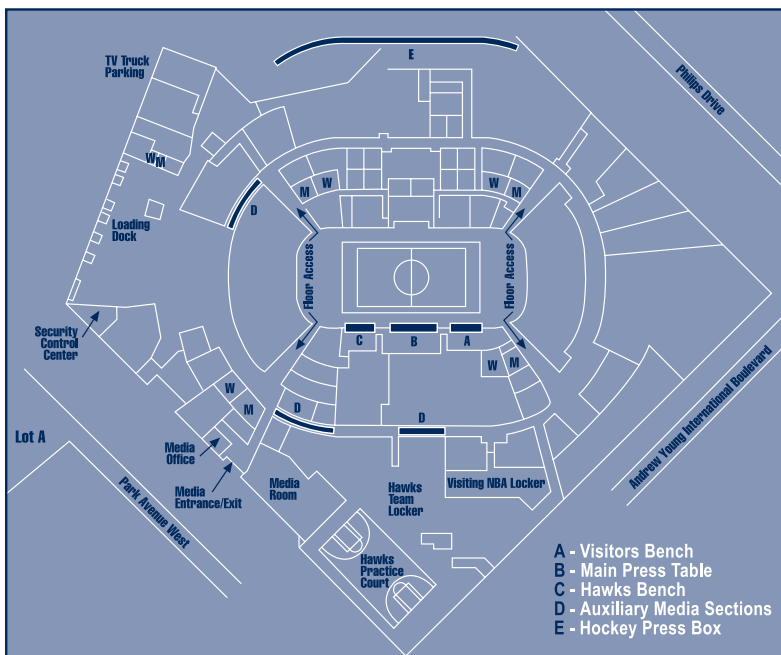
FOR MORE INFORMATION VISIT [HAWKS.COM](http://HAWKS.COM)

Memberships include all 44 home games. Actual price per game may vary for the 2013-14 season, however, Member's price will always reflect significant savings over the box office ticket price.

FOR MORE INFORMATION CALL 1-866-715-1500 OR VISIT [HAWKS.COM](http://HAWKS.COM)



## PHILIPS ARENA SERVICE LEVEL MAP



### DIRECTIONS TO PHILIPS ARENA:

Going north from the airport on I-75/85, take the World Congress Center/Andrew Young International Blvd. exit. Turn left at the end of the exit onto International. Proceed to Centennial Olympic Park Drive and take a left. At the corner of Marietta Street, take a right. At Baker Street, take a left, cross over the railroad tracks, and follow the signs to Media Parking Lot A. If parking is not available in Lot A, proceed to Media Parking Lot B and you will find additional press parking at that location.



## NBA COURT DIMENSIONS





## PHILIPS ARENA FIRSTS

### BELOW OCCURRED IN THE FIRST QUARTER ON 11/4/99:

Winner of the opening jump ball:	Ray Allen (Milwaukee)
First field goal attempt:	Glenn Robinson
First Hawks field goal attempt:	Bimbo Coles
First block:	Robert Traylor
First Hawks block:	Dikembe Mutombo
First rebound:	Jim Jackson
First field goal made:	Ray Allen
First personal foul:	J.R. Reid
First free throw attempt:	Robert Traylor
First free throw made:	Robert Traylor
First free throw missed:	Robert Traylor
First Hawks personal foul:	Jim Jackson
First Hawks points:	Roshown McLeod
First jump shot made:	Ray Allen
First assist:	Sam Cassell
First Hawks field goal:	Roshown McLeod
First Hawks assist:	Alan Henderson
First three-point field goal made:	Ray Allen
First Hawks three-point field goal attempt:	Jim Jackson
First loose ball foul:	J.R. Reid
First dunk:	Tim Thomas
First Hawks dunk:	Isaiah Rider
First goaltending:	Robert Traylor
First steal:	Robert Traylor
First Hawks steal:	Roshown McLeod
First individual turnover:	Sam Cassell
First Hawks turnover:	Jim Jackson
First timeout:	Hawks
First substitution:	Dale Ellis
First Hawks substitution:	Isaiah Rider
First technical foul:	Ervin Johnson
First traveling call:	Robert Traylor

### BELOW OCCURRED IN THE SECOND QUARTER ON 11/4/99:

First three-point play:	Lorenzen Wright
-------------------------	-----------------

### BELOW OCCURRED IN THE THIRD QUARTER ON 11/4/99:

First 20-second timeout:	Hawks
--------------------------	-------

### BELOW OCCURRED IN THE FOURTH QUARTER ON 11/4/99:

First team to score 100 points:	Milwaukee
---------------------------------	-----------

### OTHER FIRSTS:

First Hawks win:	vs. Chicago (11/6/99)
First Hawks loss:	vs. Milwaukee (11/4/99)
First illegal defense:	Dikembe Mutombo (vs. Charlotte, 11/16/99)
First 24-second violation:	Bimbo Coles (vs. Charlotte, 11/16/99)
First delay of game:	vs. Chicago (11/6/99)
First three-second violation:	Roshown McLeod (vs. Chicago, 11/6/99)

## 2013-14 ATLANTA HAWKS SCHEDULE

S M T W T F S

<b>OCT</b>						
		1	2	3	4	5
	6 7:30	MIA 7:30	CHA 7:30			
	13 2:00					
	20 3:00	MEM 7:30	IND 7:30	DAL 8:30	SAN 7:30	
	27					

<b>DEC</b>						
1	2	3	4	5	6	7
SAN 7:30		LAC 7:30		CLE 7:30		
8	9	10	11	12	13	14
		OKC 7:30	WAS 7:30	NY 7:30		
15	16	17	18	19	20	21
LAL 7:30		SAC 7:30		UTA 7:30		
22	23	24	25	26	27	28
MIA 7:30			CLE 7:30		CHA 7:30	
29	30	31				
ORL 8:00		BOS 1:00				

<b>FEB</b>						
2	3	4	5	6	7	8
	IND 7:30	NO 7:30				MEM 7:30
9	10	11	12	13	14	15
	CHI 8:00	TOR 7:30				
16	17	18	19	20	21	22
★	IND 7:30	WAS 7:30		DET 7:30	NY 7:30	
23	24	25	26	27	28	
	CHI 7:30	BOS 7:30				

<b>APR</b>						
		1	2	3	4	5
		CHI 7:30		CLE 7:30		
	6 6:00		BOS 7:30		BKN 7:30	MIA 7:30
	13 7:30					
	CHA 7:30		MIL 7:30			

S M T W T F S

<b>NOV</b>						
					1	2
					TOR 7:30	
	3 9:30	4 10:00	5 10:00	6 9:00	7 9:00	8 7:30
	LAL	SAC		DEN		ORL
	10	11	12	13	14	15
	CHA 7:30		NY 7:30		PHI 7:30	NY 7:30
	17	18	19	20	21	22
		MIA 7:30	DET 7:30		DET 7:30	BOS 7:30
	24	25	26	27	28	29
	ORL 7:30	HOU 8:00		DAL 7:30		WAS 7:00

<b>JAN</b>						
			1	2	3	4
					GS 7:30	CHI 8:00
	5 7:30	6 7:30	7 7:30	8 7:30	9 7:30	10
	BKN	IND		HOU		
	12	13	14	15	16	17
	MEM 8:00			BKN 8:00		
	19	20	21	22	23	24
	MIA 5:30		ORL 7:00		SAN 7:30	MIL 8:30
	26	27	28	29	30	31
	OKC 8:00		DET 7:30		PHI 7:30	

<b>MAR</b>						
						1
	2 8:00	3	4 ESPN 12:30	5	6 8:00	7 8:00
	PHX		POR		GS 7:30	LAC 7:30
	9	10	11	12	13	14
	UTA 9:00			MIL 7:30		DEN 7:30
	16	17	18	19	20	21
	CHA 7:00	TOR 7:30		NO 7:30		
	23	24	25	26	27	28
	TOR 11:00	PHX 7:30		MIN 7:30	POR 7:30	WAS 8:00
	30	31				
		PHI 7:30				



CATCH ALL THE PREGAME, PLAY-BY-PLAY AND POSTGAME ACTION ON THE HAWKS RADIO NETWORK, 92.9 THE GAME.



SPORTSOUTH: SP50 | NBA TV: NBA | NBA on TNT: TNT | NBA on ESPN: ESPN

All games listed as Eastern Standard Time (EST) and subject to change. All games broadcast on the Hawks Radio Network.

FOR TICKETS OR MORE INFORMATION, CALL 1-866-715-1500 OR VISIT [HAWKS.COM](http://HAWKS.COM)

2013-14 ATLANTA HAWKS MEDIA GUIDE 287



LOUDER

2011 PLAYOFFS

WELCOME TO PHILIPS ARENA



HAWKS 86 8:12.4 BULLS 75

LOUDER

HAWKS.COM

PHILIPS ARENA

PLAYOFFS



PHILIPS ARENA



# 2013-14 ATLANTA HAWKS SCHEDULE

S M T W T F S

**OCT**

	1	2	3	4	5
6	7:30 MIA	7:30 CHA	8	9	10
11	12	13	14	15	16
17	18	19	20	21	22
23	24	25	26	27	28
29	30	31			

S M T W T F S

**NOV**

	1	2	3	4	5
6	7:30 TOR	8	9	10	11
12	13	14	15	16	17
18	19	20	21	22	23
24	25	26	27	28	29
30					

**DEC**

	1	2	3	4	5
6	7:30 SAN	8	9	10	11
12	13	14	15	16	17
18	19	20	21	22	23
24	25	26	27	28	29
30	31				

**JAN**

	1	2	3	4
5	6	7	8	9
10	11	12	13	14
15	16	17	18	19
20	21	22	23	24
25	26	27	28	29
30	31			

**FEB**

	1	2	3	4	5
6	7:30 IND	8	9	10	11
12	13	14	15	16	17
18	19	20	21	22	23
24	25	26	27	28	29
30	31				

**MAR**

	1	2	3	4	5
6	7	8	9	10	11
12	13	14	15	16	17
18	19	20	21	22	23
24	25	26	27	28	29
30	31				

**APR**

	1	2	3	4	5
6	7	8	9	10	11
12	13	14	15	16	17
18	19	20	21	22	23
24	25	26	27	28	29
30	31				

- PRESEASON HOME
- HOME GAME
- PRESEASON AWAY
- AWAY GAME
- ALL-STAR WEEKEND — NEW ORLEANS
- NBA GLOBAL GAMES LONDON, UK

All games available in HD. All games listed as Eastern Time (ET) and subject to change.



**FOXSPORTSSOUTH.COM**



xfinity HD 884



CATCH ALL THE PREGAME, PLAY-BY-PLAY AND POSTGAME ACTION ON THE HAWKS RADIO NETWORK, 92.9 THE GAME.



SPORTSOUTH: SPSO | NBA TV: NBA | NBA ON TVE: TNT | NBA ON ESPN: ESPN

FOR TICKETS OR MORE INFORMATION, CALL 1-866-715-1500 OR VISIT **HAWKS.COM**